

11 NATIONAL CHAMPIONSHIPS / 55 CONFERENCE CHAMPIONSHIPS
48 INDIVIDUAL CONFERENCE CHAMPIONS / 9 INDIVIDUAL NCAA CHAMPIONS / 185 ALL-AMERICANS

MATTHEW WOLFF
FIRST-TEAM ALL-AMERICAN
FRED HASKINS AWARD WINNER
JACK NICKLAUS AWARD WINNER

VIKTOR HOVLAND
FIRST-TEAM ALL-AMERICAN
BEN HOGAN AWARD WINNER
BIG 12 PLAYER OF THE YEAR



OKLAHOMA STATE

2019-20 MEN'S GOLF GUIDE





VIKTOR HOVLAND
THE MASTERS LOW AMATEUR



RICKIE FOWLER 2019
WASTE MANAGEMENT PHOENIX OPEN



MATTHEW WOLFF
2019 3M OPEN



VIKTOR HOVLAND
U.S. OPEN LOW AMATEUR



KRISTOFFER VENTURA 2019
PINNACLE BANK CHAMPIONSHIP



KRISTOFFER VENTURA
2019 UTAH CHAMPIONSHIP



2019 BIG 12
MEN'S GOLF CHAMPIONS



2019 BIG
MEN'S GOLF CHAMPIONS



TABLE OF CONTENTS

COWBOY GOLF

1	Table of Contents • Quick Facts • Credits
2	2019-20 Roster • 2019-20 Schedule
3	Primary Media Outlets
4	Cowboys In The News
6	OSU Golf History
8	Cowboy Scholarship Endowment
9	Cowboy Pro-Am
10	Karsten Creek Golf Club
14	Karsten Creek Hole-by-Hole
16	Karsten Creek Donors
17	Cowboy Golf Coaches
18	Solheim Tribute
19	This Is Oklahoma State University

COACHES

22	Alan Bratton, Head Coach
25	Donnie Darr, Assistant Coach
27	Jake Manzelmann, Speed, Strength & Conditioning
27	Jonathan Moore, Speed, Strength & Conditioning
28	Mike McGraw – 2005-2013
30	Mike Holder – 1973-2005
34	Labron Harris, Sr. – Father of OSU Golf

PLAYERS

36	Ferdinand Müller
37	Austin Eckroat
39	Aman Gupta
40	Rasmus Neergaard-Petersen
41	Hazen Newman
41	Brian Stark
42	Dillon Stewart
42	Rayhan Thomas

REVIEW

44	2018-19 Schedule & Results
44	2018-19 Overall Stroke Averages
44	Oklahoma State vs. The Nation
45	2018-19 Team Results

HONORS

50	All-Americans by School
51	All-Americans For Select Programs
52	Three-Time First-Team All-Americans
53	Two-Time First-Team All-Americans
54	One-Time First-Team All-Americans
55	All-America Selections
56	All-America Selections by Year
57	Labron Harris' OSU All-Americans
58	OSU's All-Americans
108	National Players of the Year
115	Byron Nelson Award
116	Phil Mickelson Award
117	NCAA Individual Champions
122	OSU Golf Lettermen
124	Academic All-Americans
125	Cowboys on the PGA Tour
126	Pro Victories
128	Cowboys & Major Championships

HISTORY

130	OSU at the NCAA Championships
132	NCAA Champion Teams
143	Year-By-Year NCAA Tournament
155	School-by-School Consecutive NCAA Appearances
156	NCAA Tournament Success
157	NCAA Championship Finishes
158	OSU at Conference Championships
159	Individual Big Eight Tournament Finishes
160	Individual Big 12 Tournament Finishes
161	Conference Tournament Team Records
162	OSU in NCAA Regional Play
163	Individual Regional Finishes
164	All-Time Results

RECORDS

214	Individual Records
215	Year-by-Year Individual Leaders
215	Miscellaneous Individual Stats
216	All-Time Most Rounds in the 60s
217	Year-by-Year Team Statistics
217	Team Season Records
218	Team Titles since 1973
219	Team Titles in Chronological Order
222	All-Time Individual Medalists
225	Medalists in Chronological Order
228	Individual Medalists History
228	Top-10 Individual Finishes ('73-present)
229	All-Time College Rankings
230	Cowboy Victories in Major Amateur Events
231	OSU in International Competition
232	OSU at the Ryder Cup & President's Cup

CREDITS

The Oklahoma State University Men's Golf Guide was written, designed and edited by Coordinator of Athletic Communications Ryan Cameron and Alan Bratton. Karsten Creek photos were taken by Mike Klemme, Golfphoto/provided by Henebry Photography; and, Chris Carroll. Action photos provided by Kevin Allen; Jeremy Cook; Terry Harris; Mike Holder; Will Hart; Craig Jenkins; Kelly Kerr, NCAA, Tulsa World, Tony Sargent; James Schammerhorn; Steve Spatafore; Sideline Sports; Brian Tirpak; The Daily Oklahoman; the PGA Tour and Matt Deason, Doug Healey, Monte Mahan, Sandy Marucci, Brad Payne, Ed Robinson, Phil Shockley and Paul Rutherford; Tina Uihlein. Mug shots, team photo taken by George Bulard.

Oklahoma State University, in compliance with Title VI and VII of the Civil Rights Act of 1964, Executive Order 11246 as amended, and Title IX of the Education Amendments of 1972 (Higher Education Act), the Americans with Disabilities Act of 1990, and other federal and state laws and regulations, does not discriminate on the basis of age, race, color, religion, sex, sexual orientation, genetic information, gender identity or expression, national origin, disability, protected veteran status, or other protected category, in any of its policies, practices or procedures. This provision includes, but is not limited to admissions, employment, financial aid, and educational services. OSU is a VEVRAA Federal Contractor and desires priority referrals of protected veterans for its openings. OSU will not discharge or in any other manner discriminate against employees or applicants because they have inquired about, discussed, or disclosed their own pay or the pay of another employee or applicant. However, employees who have access to the compensation information of other employees or applicants as a part of their essential job functions cannot disclose the pay of other employees or applicants to individuals who do not otherwise have access to compensation information, unless the disclosure is (a) in response to a formal complaint or charge, (b) in furtherance of an investigation, proceeding, hearing, or action, including an investigation conducted by the employer, or (c) consistent with the contractor's legal duty to furnish information. The Director of Equal Opportunity, 408 Whitehurst, OSU, Stillwater, OK 74078-1035; Phone 405-744-5371; email: eeo@okstate.edu has been designated to handle inquiries regarding non-discrimination policies; Director of Equal Opportunity. Any person (student, faculty, or staff) who believes that discriminatory practices have been engaged in based on gender may discuss his or her concerns and file informal or formal complaints of possible violations of Title IX with OSU's Title IX Coordinator 405-744-9154." See <http://eeo.okstate.edu/title-ix> for more information.

2019-20 QUICK FACTS

Location	Stillwater, Oklahoma 74078
Founded	Dec. 25, 1890
Enrollment	25,854
Nickname	Cowboys
School Colors	Orange and Black
Affiliation	NCAA Division I
Conference	Big 12
President	Burns Hargis
Vice President for Athletic Programs	Mike Holder,
	Oklahoma State, 1970
Head Coach	Alan Bratton
	Oklahoma State, 1995, Seventh Year
Assistant Coach	Donnie Darr
	Kent State, 1996, Fifth Year
Athletic Dept. Phone	(405) 744-7714

2018-19 REVIEW

Big 12 Finish	1st
NCAA Finish	3rd
Tournament Wins	6
Individual Medalists	11
Returning All-Americans	1
Returning Lettermen	4
Other Returners	0
Newcomers	4
Lettermen Lost	4

COMMUNICATIONS

Communications Phone	(405) 744-7714
Associate AD/Communications	Kevin Klintworth
Assistant Director, Communications	Ryan Cameron
Assistant AD/Communications	Gavin Lang
Associate Director, Communications	Stephen Howard
Assistant Director, Communications	Wade McWhorter
Men's Golf SID	Ryan Cameron
Office Phone	(405) 744-4854
Mobile Phone	(405) 742-4363
E-mail	ryan.cameron@okstate.edu
Communications Address	220 Athletics Center,
	Oklahoma State University, Stillwater, OK 74078

GOLF OFFICE

Head Coach	Alan Bratton
	alan.bratton@okstate.edu
Assistant Coach	Donnie Darr
	donnie.darr@okstate.edu
Coordinator of Operations	Amy Tidland
	amy.tidland@okstate.edu
Karsten Creek	(405) 743-1658
Web Site	okstate.com
Twitter	@OSUCowboyGolf
Instagram	cowboygolf



2019-20 ROSTER & SCHEDULE



2019-20 ROSTER

NAME	HT	CLASS	HOMETOWN/HIGH SCHOOL
Austin Eckroat	6-0	Jr.	Edmond, Okla./North
Aman Gupta	5-8	So.	Concord, N.C./Univ. of Nebraska High School
Ferdinand Müller	5-8	Sr.	Renningen, Germany/Gymnasium Unterrieden
Rasmus Neergaard-Petersen	5-10	So.	Nivå, Denmark / Knord Lyngby
Hazen Newman	5-10	Fr.	Las Vegas, Nevada / Arbor
Brian Stark	5-10	Fr.	Kingsburg, Calif. / Central Valley Christian
Dillon Stewart	5-6	Fr.	Fort Collins, Colo. / Fossil Ridge
Rayhan Thomas	5-9	Fr.	Dubai, United Arab Emirates / iCademy Middle East

Alan Bratton - Head Coach

Donnie Darr - Assistant Coach

2019-20 SCHEDULE

DATES	TOURNAMENT	LOCATION	COURSE
Aug. 30-Sept. 1	The Carmel Cup	Pebble Beach, Calif.	Pebble Beach Golf Links
Sept. 20-22	Olympia Fields/Fighting Illini Invitational	Olympia Fields, Ill.	Olympia Fields Country Club
Sept. 29-Oct. 1	Nike Collegiate Invitational	Portland, Ore.	Pumpkin Ridge Golf Club
Oct. 11-13	Big 12 Match Play Tournament	Houston, Texas	The Club at Houston Oaks
Oct. 28-30	East Lake Cup	Atlanta, Ga.	East Lake Golf Club
Feb. 6-8	Amer Ari Invitational	Waikoloa, Hawaii	Waikoloa Kings Course
Feb. 17-19	The Prestige at PGA West	La Quinta, Calif.	PGA West
March 1-3	Cabo Collegiate	Cabo, Mexico	Querencia Golf Club
March 16-17	N.I.T.	Tucson, Ariz.	Omni Tucson National Golf Club
April 4-5	Aggie Invitational	College Station Texas	Traditions Club
April 17-18	ASU/Thunderbird Collegiate	Tempe, Ariz.	Papago Golf Club
April 27-29	Big 12 Championship	Tulsa, Okla.	Southern Hills Country Club
May 18-20	NCAA Regional Championship	TBD	TBD
May 29-June 3	NCAA Championship	Scottsdale, Ariz.	Grayhawk Golf Club

#GOLFSCHOOL



PRIMARY MEDIA OUTLETS

WIRE SERVICE

ASSOCIATED PRESS — OKC

Central Park One
525 Central Park Dr., Ste. 202
Oklahoma City, OK 73105
405-525-2121
Cliff Brunt, sports
cbrunt@ap.org

PRINT

THE OKLAHOMAN

9000 N. Broadway
P.O. Box 25125
Oklahoma City, OK 73125
405-475-3314
Ryan Sharp, sports editor
Scott Wright, beat writer
swright@oklahoman.com

TULSA WORLD

P.O. Box 1770
Tulsa, OK 74102-1770
918-581-8355
Michael Peters, sports editor
Frank Bonner, beat writer
frank.bonner@tulsaworld.com

O'COLLY (STUDENT PAPER)

106 Paul Miller Building
Oklahoma State University
Stillwater, OK 74078
405-744-8367
Sports editor
news@ocolly.com

STILLWATER NEWS PRESS

211 West Ninth
Stillwater, OK 74076
405-372-5000, ext. 220
Jason Elmquist, Sports Editor
jelmquist@stwnnewspress.com

LAWTON CONSTITUTION

102 SW Third
P.O. Box 2069
Lawton, OK 73501
580-585-5124
Joey Goodman, sports editor
goodman@lawton-constitution.com

ENID NEWS & EAGLE

227 W. Broadway
P.O. Box 1192
Enid, OK 73702
580-233-6600
Dave Ruthenberg, sports editor
daver@enidnews.com

TELEVISION

KFOR-TV (NBC) — OKC

444 E. Britton Rd.
Oklahoma City, OK 73113
405-478-6366
Brian Brinkley, sports director
Brian.Brinkley@kfor.com

KOCO-TV (ABC) — OKC

1300 E. Britton Rd.
Oklahoma City, OK 73131
405-478-3000
Bryan Keating, sports director
bkeating@hearsat.com

KWTV-TV (CBS) — OKC

7401 N. Kelley Ave.
Oklahoma City, OK 73111
405-841-9954
Dean Blevins, sports director
dean.blevins@news9.net

KOKH-TV (FOX) — OKC

PO Box 14925
Oklahoma City, OK 73111
405-843-2525
Myron Patton, sports director
mpatton@okcfox.com

KOTV-TV (CBS) — TULSA

302 S. Frankfort
Tulsa, OK 74120
918-732-6146
John Holcomb, sports director
john.holcomb@newson6.net

KJRH-TV (NBC) — TULSA

3701 S. Peoria
Tulsa, OK 74105
918-748-1537
Cayden McFarland, sports director
McFarland@kjrh.com

KTUL-TV (ABC) — TULSA

P.O. Box 8
Lookout Mountain
Tulsa, OK 74101
918-445-9363
Ryan Braschler
rabraschler@sbgvtv.com

KOKI-TV (FOX) — TULSA

2625 S. Memorial
Tulsa, OK 74129
918-369-6397
Nathan Thompson, sports director
nthompson@fox23.com

KWEM-TV (IND.) — STILLWATER

PO Box 1604
Stillwater, OK 74074
405-377-8831
Casey Kendrick
General Manager
casey@tv31.net

RADIO

STILLWATER RADIO (FLAGSHIP)

408 Thomas Rd.
P.O. Box 1269
Stillwater, OK 74076
405-372-7800
Rex Holt, sports director
stillwaterradio@coxinet.net

TRIPLE PLAY SPORTS RADIO

114 W. Seventh
Stillwater, OK 74074
405-533-1051
Robert Allen, host
robt.allen@sbcglobal.net

KGWA SPORTS

1710 West Willow, Suite 300
Enid, OK 73703
580-234-4230
Jay Hoberecht, Sports Director
jhoberecht@kofm.com

THE BUZZ — 1430 KTBZ

2625 S. Memorial
Tulsa, OK 74129
918-388-5100
Jeremie Poplin
jeremiepoplin@iheartmedia.com

THE SPORTS ANIMAL — OKC

4045 NW 64th, Ste. 600
Oklahoma City, OK 73116
405-848-0100
Chris Baker, Program Director
chris.baker@cumulus.com

THE SPORTS ANIMAL — TULSA

2448 E. 81st, Suite 5500
Tulsa, OK 74137
918-492-2660
Kevin Ward, Program Director
kward@sportsanimaltulsa.com

KRXO THE FRANCHISE

400 E. Britton Road
Oklahoma City, OK 73114
405-478-5104
Buddy Wiley, Program Director
Buddy.W@TylerMedia.com

KGHM RADIO

1900 NW Expressway, Suite 1000
Oklahoma City, OK 73118
(405) 858-1438
Randy Renner
randyrenner@clearchannel.com







COWBOYS IN THE NEWS



#GOLFSCHOOL



OKLAHOMA STATE GOLF HISTORY

For the last 73 years, the Oklahoma State men's golf program has continuously been an example of excellence both on and off the golf course. The tradition of excellence established by the school is among the nation's best. The consistency of its outstanding performance is a tribute to the school's first three coaches and its long list of outstanding players.

With only four coaches since the program's inception in 1947, the Oklahoma State program has been able to consistently maintain its high level of success. From 1947 to '73, the program was in the hands of the legendary Labron Harris, who passed away on August 14, 1995, at the age of 86. From 1973-2005, Mike Holder, who played for Harris, was at the helm before turning the reins of one of collegiate sport's elite programs over to first-year head coach Mike McGraw for the 2005-06 season. The 2013-14 campaign saw one of the program's former standouts in Alan Bratton assume the head coaching role.

How much stability and production has the program had? Well, Oklahoma State competed in an NCAA-record 65 consecutive NCAA Championships from 1947 to 2011. During those 65 consecutive appearances at the national tournament, OSU produced an amazing record.

During that time, the Cowboys claimed 10 national team championships, including the 2006 title. OSU posted 16 runner-up finishes and finished among the top five 51 times and in the top 10 on 55 occasions during those 65 years. In addition, OSU produced eight NCAA individual championships. The 2013-14 campaign saw the Cowboys add their 17th runner-up showing to the history books in Bratton's first season at the helm. He captured his first NCAA title as head coach in 2017-18.

In 1958, Ab Justice became OSU's first official All-American, and, overall, OSU players have earned All-America mention 181 times, including 59 first-team selections. Since the golf coaches started naming academic All-America teams in 1984, Cowboys have earned that honor on 36 occasions.

Cowboy golfers have earned national honors on a regular basis. Twelve players have been named the top collegiate golfer in the country during a particular season with Lindy Miller (1978), Bob Tway (1981), Willie Wood (1982), Scott Verplank (1986), Alan Bratton (1994), Charles Howell (2000), Hunter Mahan (2003), Pablo Martin (2006), Rickie Fowler (2008), Peter Uihlein in 2011 and Viktor Hovland and Matthew Wolff in 2019 receiving either the Fred Haskins, Ben Hogan or Jack Nicklaus awards. Four Cowboys have earned first-team All-America honors three times including Miller, Tway, Verplank and Kevin Wentworth.

Over the years, Oklahoma State has always been among the nation's top teams. While dual play was in fashion during the Labron Harris years, tournament play took over in the 1970s. Since 1974 when Mike Holder became head coach, OSU's tournament success has become legendary.



Following the 1987 NCAA Championship, Labron Harris and Mike Holder posed for this shot with the many trophies their respective teams had won through the years.

The Cowboys have entered 607 tournaments during the past 44 years and have won 235 times for an unbelievable 38.7 winning percentage. OSU has also managed 129 runner-up finishes, meaning the Cowboys have been first or second in 60 percent of the tournaments they have entered.

Notable players that competed for OSU during the Harris years include Earl Moeller, Ab Justice, Bob Dickson, Danny Edwards, George Hixon and Mark Hayes. Holder era standouts include Lindy Miller, Bob Tway, Scott Verplank, Kevin Wentworth, David Edwards, Willie Wood, Brian Watts, Michael Bradley, Alan Bratton, Chris Tidland, Charles Howell, Hunter Mahan and Bo Van Pelt. With the likes of Rickie Fowler, Morgan Hoffmann, Kevin Tway and Peter Uihlein representing the McGraw era.

Bratton has continued the trend of excellence with the likes of Viktor Hovland, Matthew Wolff and Kristoffer Ventura.

And now with the outstanding golf course, Karsten Creek, and all its exceptional practice facilities available to members of the OSU golf teams, the tradition established in the first 73 years should continue into the next half century for Cowboy Golf.



In 1985, Scott Verplank won the Western Open to become the first amateur in 29 years to win a PGA event.



OKLAHOMA STATE GOLF HISTORY

THE OSU TRADITION

- ▶ Competed in an NCAA-record 65 consecutive NCAA Championships from 1947 to 2011, winning 10 national titles and finishing lower than fifth just 14 times.
- ▶ Owns 55 conference titles, including 36 of 39 Big Eight championships. OSU also lays claim to 48 individual conference champions.
- ▶ Boasts 185 All-Americans, including at least one first-team All-American in 43 of the last 61 years.
- ▶ Has produced nine NCAA individual champions, including Earl Moeller (1953), Grier Jones (1968), David Edwards (1978), Scott Verplank (1986), Brian Watts (1987), E.J. Pfister (1988), Charles Howell (2000), Jonathan Moore (2006) and Matthew Wolff (2019).
- ▶ Has produced 37 Academic All-Americans since honors started in 1984.
- ▶ Has produced 12 National Players of the Year in Lindy Miller (1978) Bob Tway (1981), Willie Wood (1982), Scott Verplank (1986), and Alan Bratton (1994 co-winner), Charles Howell (2000), Hunter Mahan (2003) and Pablo Martin (2006), Rickie Fowler (2008), Peter Uihlein (2011) and Viktor Hovland and Matthew Wolff (2019).
- ▶ Boasts eight student-athletes who earned first-team Athletic and Academic All-American honors.
- ▶ Has been under the direction of only four coaches as Labron Harris coached from 1947 to '73, Mike Holder led the program from 1973 through 2005 before Mike McGraw took over during the fall of 2005. Alan Bratton moved into the head coaching role for the 2013-14 campaign.



The Cowboy quartet of Jordan Niebrugge, Rickie Fowler, Morgan Hoffmann and Jonathan Moore on the famed Swilcan Bridge at St. Andrews at the 2015 Open Championship

THE FIRST 73 YEARS

- ▶ In 1947, when OSU first fielded a golf team that would win the Missouri Valley Conference Championship and finish fifth at the NCAA Championship in its inaugural season. Former head coach Mike Holder was still a year away from being born.
- ▶ In 1953, OSU's Earl Moeller won the individual national title.
- ▶ In 1958, OSU joined the Big Eight Conference, winning the team title in its first year in the league and then finishing second at the NCAA Championship, then its highest finish at the tournament.
- ▶ In 1963, OSU claimed its first NCAA team title, edging Houston by one shot. George Hixon was the NCAA individual runner-up by one stroke.
- ▶ In 1968, Grier Jones joined Moeller as NCAA individual champions from OSU.
- ▶ July 1973, Mike Holder hired as Head Coach.
- ▶ In 1975, OSU started a stretch where it finished first or second at the NCAA Championship in 13 of 14 years.
- ▶ In 1978, David Edwards claimed the NCAA individual title as the Cowboys won NCAA team championship number 3.
- ▶ In 1986, OSU started a three-year string that saw a Cowboy win the NCAA individual championship each spring. Scott Verplank in 1986, Brian Watts in 1987 and E.J. Pfister in 1988.
- ▶ In 1991, OSU won NCAA team championship number seven.
- ▶ Karsten Creek opens in May 1994.
- ▶ In 1995, OSU won NCAA team championships number eight and for the second consecutive year boasted the individual runner-up at the meet as Alan Bratton was second in 1994 and Chris Tidland finished runner-up in 1995.
- ▶ In 1996, OSU celebrated its 50th year of collegiate golf excellence as arguably the nation's premier program.
- ▶ In 2000, OSU won NCAA Team Championship number nine in a playoff over Georgia Tech. Charles Howell, fueled by a record-breaking performance, became OSU's seventh individual champion.
- ▶ In 2003, Oklahoma State became the first team to capture four Big 12 Championships. Four months later, Mike McGraw is hired as Oklahoma State's third head coach.
- ▶ In 2006, OSU continued its record streak of competing in every NCAA Championship for the last 60 years and captured its 10th NCAA title.
- ▶ In 2007, the Cowboys captured their 50th conference championship, a national record.
- ▶ OSU's second-place finish at the NCAA Championship in 2010 marked the 50th top-five showing in the program's history.
- ▶ Peter Uihlein became the fourth Cowboy to win the U.S. Amateur Championship in 2010, winning the title with Alan Bratton as his caddy.
- ▶ In 2013, Alan Bratton became the fourth head coach in program history and Jordan Niebrugge became the first Cowboy to win the U.S. Amateur Public Links Championship.
- ▶ In the spring of 2018, OSU wins its 11th NCAA title and first on home soil at Karsten Creek. Three months later, Viktor Hovland becomes the fifth Cowboy to win the U.S. Amateur Championship, doing so with Bratton on the bag.
- ▶ In 2019, the Cowboys swept the national player of the year awards for the first time since 2003 with Viktor Hovland (Hogan) and Matthew Wolff (Haskins, Nicklaus) claiming top honors.
- ▶ Wolff also becomes the program's first individual national champion since 2006.



COWBOY SCHOLARSHIP ENDOWMENT PROGRAM

Thirty years ago, Oklahoma State University launched a program to endow the athletic grants-in-aid for the men's golf program. At that time it would take \$50,000 invested in the OSU Foundation to earn enough interest to pay for one student-athlete's educational expenses for one year.

The first year, \$50,000 was raised and the scholarship was named in honor of the University's first golf coach, Labron Harris, Sr. That same year, an endowment in memory of Stephen B. Payne was started by his family through a \$30,000 donation, which was matched by \$20,000 from the Endowed Scholarship Sponsors of the Cowboy Pro-Am. These two scholarships were followed by grants from T.A. Mace, T.J. Dulaney, Dr. Kemper Lain in memory of his father Taylor Lain, Wilfred A. Clark in memory of his son Brian, E.L. Ball, Tom Carey and Tommy Moore.

Today, the endowment fund contains more than \$3.1 million, but tuition increases dictate that this total continue to grow in the future.



Jean Neustadt



Labron Harris Sr.



E.L. Ball



T.J. Dulaney



Tom Mace



Stephen B. Payne



Taylor Lain

2018 COWBOY PRO-AM SPONSORS



\$150,000

Kay & Larry Ferguson

\$50,000

Cheryl & John Clerico
Joyce & Harold Courson
Rickie Fowler

\$30,000

Carla & Bryant Coffman
The Payne Family

\$25,000

Century Club San Diego
Mark Fairbairn
The Leon Family
Debbie & Lon Kile
Karsten Manufacturing
Jerry Marshall
Peter Uihlein
Joan & Richard Welborn

\$10,000

Treca & Cary Baetz
Cindy & Chip Beaver
Ben Hogan Foundation
Connie & Randy Calvert

Carol & Jack Corgan
Cindy & Charlie Eitel
Mark Sarno & Brian Hobbs
Jason Lane
Donielle & Lindel Larison
Melinda & Sam MacNaughton
Janel & Brady Meyer
Shayna & Mark Paden
T. Boone Pickens
Julie & David Ronck
Betsy & Bill Schraad
Lisa & Mark Snell
Titleist & Footjoy Worldwide
Susan & Kyle Woo
Kathy & John Yeaman

\$5,000

American Fidelity, Bill Durrett
Betty & Montie Box
Marrilee & Steve Braley
Gretchen & Alan Bratton
Sally & Kim Combs

Julie & Darryl Christner
Deniece & Eddie Ditzler
Margo & Kent Dunbar
Sarah & Kermit Frank
Matthew Freeman
Sher & Gary Grelick
Morgan Hoffmann
Dusti & Trip Kuehne
Tracy & David Kyle
Sally & Don Lackey
Charlotte & Terry Langley
Billie & Ross McKnight
Suzanne & Norman Myers
Barbara & Tom Naugle
Bill Patterson
Jan & Eddie Polk
Neal Seidle
Simmons Bank
Shannon & Phil Smith
Vicki & Jeff Smith
Diane & Steve Tuttle
Tammy & Bob Tway

Kathryn & Mike Upchurch
Kim & Scott Verplank
Barbara & Jim Westermeyer
Connie & Jay Wiese
Mary Jane & Brent Wooten

\$3,000

Mary Ellen & Gary Bridwell
Tina & Donnie Darr
Lynn & Frank Evans
Ellen & Tim Fleming
Amy & Ed Gallegos
Marcheta & Jim Hays
Steve Hill
Helen Hodges
Robbie & Mike Holder
Amy & Brett Jameson
Carol & Carey Joullian
Kristie & Steve Kelle
Pam & Joe Martin
Katie & Matt Moore
Susan & Speedy Nash
Katie & Zack Robinson
Valerie & Brian Russell
Colbi & Corby Smithton
Linda Smithton
Steve Tatum



COWBOY PRO-AM

A MIGHTY OAK: PRO-AM ROOTED IN FRIENDSHIP

By Clay Billman

Oklahoma State's Karsten Creek golf course is nestled among acres of blackjack oak trees, but the incomparable facility and the unparalleled program it houses can be traced back to a single seed planted in the early 1970s. What's more, Boone Pickens Stadium and athletic village project share the same roots as Karsten: the Cowboy Pro-Am golf tournament.

The acorn of an idea was planted by the legendary Labron Harris and cultivated by a rookie head coach named Mike Holder. But it grew into a mighty oak because of a man named Jerry Walsh.

Holder's mentor, longtime OSU golf coach Labron Harris, Sr., was in charge of hosting the 1973 NCAA Championship in Stillwater. To raise funds for the event, he held a golf scramble at the Stillwater Country Club in the fall of 1972 featuring former players and friends of the program.

"That was to be his swan song, the last tournament he was going to coach in, and he wanted to put on a great show," Holder recalls. "It was the first time the National Championship had ever been in Stillwater, so it was a big deal. It was a big event for Oklahoma, and he wanted to have the resources to do a good job. The Pro-Am got some money into the coffers to help with that."

"He went around the state promoting it for at least a year," Holder adds. "The really great thing that came from his efforts was the number of people that showed up for the NCAA Tournament. I want to guess there were over 10,000 spectators at the country club for the last round alone. I've always contended that for the next 25 years, maybe even longer, that you could have totaled up every spectator at every one of those (NCAA) events and it wouldn't equal what showed up in Stillwater in 1973. It was phenomenal. There hasn't been anything like it since. When we hosted in 2003, we didn't come close to those numbers."

Upon Harris' retirement, Holder was hired as the program's head coach and inherited a meager golf budget.

"My goal in those early years was to survive and raise enough money to have a competitive program," he says. "When I took over the golf program, the total budget was \$27,000. That included my salary, recruiting, scholarships, team travel, everything. You couldn't go very far on that. You couldn't fund enough scholarships, and you certainly couldn't travel very far."

"Labron Harris did a great job with a small amount of money, but he was a penny-pincher. He was a great coach and did a lot with very little. He took a lot of pride in that, and I think a lot of the players who played for him – me included – benefited from that attitude. But to compete on a national level and recruit on a national level, I



Boone Pickens, Mike Holder and Jerry Walsh

needed to show the players that we had resources. We needed to have the money to offer a scholarship, number one, and number two, we had to show them that we were serious about winning at a high level, and that meant playing against the best competition, which took more money than what was in that budget."

At the time, OSU professor Fred Tewell, the father of Cowboy golfers Doug and Denny, suggested Holder hold a fundraising tournament on an annual basis.

"Fred told me when I first got the job, 'You need to raise some money for your program. What you should do is take that Pro-Am concept that Labron Harris had and just continue it' ... I think we made around \$7,000 that first year and probably had 80-100 players."

The Cowboy Pro-Am has been an annual event ever since, and the current director of athletics makes no bones about its ultimate impact on the university and how common friendships forged a foundation for uncommon philanthropy.

"The 1973 Cowboy Pro-Am is the main reason you see every improvement that's happened in that football stadium and the athletic village," says Holder. "One guy – the late Jerry Walsh – brought two friends to the Pro-Am that first year. He brought Boone Pickens and Sherman Smith. That relationship between those three guys and their bond to OSU through the Pro-Am, fostered through three decades, is the reason that you see this transformation, this metamorphosis, of OSU Athletics. You go back and erase 1973, you'd still be looking at old Lewis Field, because the lead gift on the stadium was Boone Pickens."

Facilities were on Holder's mind from the start. "That first year that I was a coach, I decided I wanted to build a golf course," Holder says. "The conduit to eventually build Karsten Creek was the Pro-Am and the relationships and loyalty established through talking to people and getting more donors to play in it. Plus, people who initially gave at a low level saw that it made a big difference in the program, probably more than they anticipated. That encouraged them to give more because they felt like they got a good value for their donation. I always took pride in that."

Holder says a number of donors have been active participants over the years.

"There have been so many people who've been loyal and consistent in their contributions to the program ... people like the late Bud Seretean. He didn't make it back for the Pro-Am every year, but he contributed every year. There are a lot of people like that."

Holder says he first met Walsh at Lakeside Golf Club, where the Stillwater native was taking lessons from Harris.

"I was a player at the time, and we got well acquainted because I was always there hitting practice balls," Holder says. "He'd come out to Lakeside and hit practice balls and hang around with the golf team. Jerry was the kind of guy who talked to everybody. He never met a stranger. He was a people person. He got to where he liked me, so when I got the head coaching job, he came by to see me. We visited for a while, and he asked me what I needed. It was primarily money, and he said, 'I'll help you any way I can.' When the Pro-Am came to fruition, he brought Sherman and Boone with him."

The trio were not just close friends, but business associates, Holder says.

"Jerry Walsh was in the mud business. Sherman Smith was in the drilling business. Boone Pickens had an oil company. Boone and Sherman bought all of their drilling mud from Jerry. And Sherman drilled all the wells for Mesa (Boone's company)."

The contributions of those men cannot be understated, he says.

"You look back through the history of OSU, those are two of the largest donors. Sherman Smith's got to be number three on the list (behind Malone Mitchell) and Boone Pickens is obviously number one. Jerry would've given a lot more money had he lived longer. (Walsh and his wife, Jane, were killed in a car accident in 1995.) He loved the university and he had an interest in athletics because of our relationship, and that reconnected Boone Pickens to athletics and the university. He was Boone's best friend. They talked every single morning."

"It just goes to show you the power and the difference one man can make if he has the right motives. Jerry Walsh made all the difference in the world for this university. Most people don't even know who he was. All he was trying to do was help OSU. Doing the right thing for the right reasons is powerful."

KARSTEN CREEK GOLF CLUB



Dreams do come true, and Karsten Creek serves as testimony to the ability of man to prosper in the face of adversity. Conceived in the mind of one man and brought to life through the efforts of many over a period of 15 years, Karsten Creek now serves as a daily reminder of the commitment to excellence of the OSU golf program.

Karsten Creek was built for the OSU golf teams, and its purpose is to aid in the recruitment and development of future OSU stars. It was designed by Tom Fazio and honored as the Best New Public Course for 1994 by Golf Digest Magazine. It stretches over 7,400 yards with SR1020 bent-grass greens and zoysia fairways. All of the holes were carved from the native oak trees surrounding Lake Louise.

Karsten Creek was so named to honor Karsten Solheim, the founder of Karsten Manufacturing, and Lake Louise honors his wife. Their support of OSU golf throughout the years has been instrumental in the success of the golf team. Without them, Karsten Creek would never have become a reality.

In the May 1998 edition of Golf Digest, Karsten Creek Golf Club was awarded its first five-star rating, making the course one of 10 in the nation to be so honored. The rating was not a surprise to those who have followed the course from its opening in May 1994, when the heralded Tom Fazio design received the Best New Public Course in the Nation award. Since that time, the course has gone



The dream of Karsten Creek becoming a reality



KARSTEN CREEK GOLF CLUB



2003 NCAA Championship



on to receive numerous accolades. Karsten Creek joined the likes of Pebble Beach Golf Links, Spyglass Hill Golf Course and Pinehurst Resort and Country Club (No. 2). Four of these courses have hosted major championships, and most of the others maintain national prominence. While other courses are located in resort areas or near the coasts, Karsten Creek's surprising beauty is derived from an unsuspecting tract of land that is densely covered with black jack and pin oak trees and contains dramatic elevation changes that are not common to the heartland of America. As the course continues to mature, it steadily climbs all of the top 100 lists across the country and has been ranked as the best college course in the country by Travel & Leisure Golf magazine.

The golf course's first college event was the Karsten Creek Collegiate in 1996, only two years after its opening. Karsten Creek then played host to the NCAA Central Regional in May of 2001 before serving as the host of the 2002 Ping/Golfweek Preview, an event which invited the top 15 teams in the country and is held at the site of the following spring's NCAA Championship.

The following May, the nation's top 30 teams arrived in Stillwater for the 103rd NCAA Championship. Clemson claimed the team title, while the host Cowboys finished as the runner-up at two shots off the pace of the Tigers. Interestingly enough, the top five teams heading into the tournament all finished in the order they were ranked, 1-5.

Karsten Creek was built to host championships and has done exactly that. Since 2006, the course has played host to the Ping Invitational and once again hosted the NCAA Championship in 2011 with Augusta State claiming the title and the Cowboys reaching the semifinals.

The 2017-18 season culminated in Stillwater with Karsten Creek hosting the NCAA Championship for the third time.



2011 NCAA Championship



2018 NCAA Championship

KARSTEN CREEK GOLF CLUB




Boone Pickens Lodge



Sherman Smith Lodge



Jerry Walsh Lodge



KARSTEN CREEK GOLF CLUB

KARSTEN CREEK PRACTICE FACILITY

In addition to one of the country's finest layouts, Oklahoma State's golf program boasts a championship-caliber practice facility to match.

The Cowboys have multiple ranges as well as multiple short game areas at their disposal, giving them the ability to work on all facets of their games and prepare for course conditions of all types.

Additionally, Karsten Creek possesses an indoor facility with multiple bays, allowing for year-round practice sessions. The sport's latest technology is also readily available as the Cowboys prepare to pursue championships, whether it be at home or across the country.

With one of the top all-around facilities in the country, players are put in prime position to add their chapter to the legacy that is Cowboy Golf.



KARSTEN CREEK: HOLE-BY-HOLE

THE FRONT NINE | PAR 36 | 3,708 YARDS



NO. 1

PAR 5 • 542 YARDS

- This hole is a straightaway 542-yard par 5 that plays into the prevailing south wind. The tee shot must contend with a fairway bunker on the left and the second shot could be obstructed by a large tree that guards the approach to the green.



NO. 2

PAR 4 • 458 YARDS

- A long tight par four that plays into a south wind. The tee shot must be placed between fairway bunkers in the landing area. The green is heavily bunkered and the left side is protected by a large oak tree.



NO. 3

PAR 3 • 198 YARDS

- This hole is a par three featuring multiple teeing areas with a 30 foot vertical drop to the green. A small creek runs next to the green and continues on approximately 20 yards in front of the green. The green has two levels with bunkers on the front left and back right.



NO. 4

PAR 4 • 349 YARDS

- This hole is a short dogleg left par four that plays into the south wind. The tee shot must cross a creek featuring a natural waterfall and also contends with a stream that borders the right side of the fairway. The small green is bunkered heavily.



NO. 5

PAR 4 • 481 YARDS


- This hole is a long 481 yard downhill par four that normally plays downwind. The tee box offers a beautiful view of the countryside. The fairway is very wide, but the green is shallow and protected in the front left by a deep bunker.



NO. 6

PAR 4 • 350 YARDS


- This hole is a short uphill par 4 with a prevailing right to left wind. There are no fairway bunkers, but the second shot is to a small elevated green that is heavily bunkered with a false front.



NO. 7

PAR 3 • 206 YARDS


- This hole is a beautiful downhill par three that is normally played with a left to right wind. The green is angled to allow shots hit to the front left an opportunity to roll to the back right pin placement. The tee features a panoramic view of the countryside for 15 miles.



NO. 8

PAR 4 • 501 YARDS

- This hole provides a panoramic view. A left to right shot is preferable off the tee. Do not look for a bunker on this hole. Once you reach the green your work has just begun. The green is slightly elevated, and most of the putting surface can be seen from the fairway.



NO. 9

PAR 5 • 623 YARDS

- The longest hole on the golf course, but does not play like 623 yards because it is downhill and normally downwind. The fairway slopes right to left and the second shot is dramatically downhill. The green, which is the smallest on the course, is bunkered to the left and right.

KARSTEN CREEK: HOLE-BY-HOLE

THE BACK NINE | PAR 36 | 3,741 YARDS



NO. 10
PAR 4 • 477 YARDS

- This hole is a downhill par four that plays into the wind. The left side of the fairway is bordered by a rock outcropping and the right side by several large pecan trees. The green is bunkered on both sides but open in the front.



NO. 11
PAR 3 • 209 YARDS

- This hole requires a tee shot over water to the longest green on the course. A par three of 218 yards that plays down the channel of a large ravine into the prevailing wind. The entire hole is tree-lined and the green is protected front and back by water.



NO. 12
PAR 4 • 350 YARDS

- This hole is a downhill, downwind par four of modest length that will be drivable by a long hitter. The front of the small green is guarded by a severe left to right slope that will funnel most approach shots into a bunker on the right side of the green or a creek, which meanders along the back and right side of the green.



NO. 13
PAR 4 • 425 YARDS

- The elevated tee gives a view of the entire length of this hole. A prevailing left to right breeze might carry a tee shot into the right fairway bunker, so a good drive here is a must for making birdie. The back tee requires a carry of over 200 yards to clear a water hazard, but the uphill second shot is to a green void of bunkers.



NO. 14
PAR 5 • 570 YARDS

- This hole is a 570-yard par five that is normally downwind, and should be reachable in two shots. The dogleg right features fairway bunkers on both sides of the landing area. The green is framed by large blackjack trees to the left and right. The only bunker around the green is located on the front right.



NO. 15
PAR 3 • 217 YARDS

- This hole plays east to west and is well bunkered. A new tee box on this hole not only adds length but also difficulty to the easiest of the par 3s. The green is probably the largest and most severely sloped on the golf course.



NO. 16
PAR 4 • 471 YARDS

- This hole plays west to east and gives the player its first glimpse of the 100-acre Lake Louise located behind the green. This is a slight dogleg right with a sloping left to right fairway protected on the right by a large tree and a fairway bunker. The green is very large and well-bunkered.



NO. 17
PAR 4 • 471 YARDS

- Likely the most difficult hole on the course into a prevailing south wind. The tee shot must carry 180 yards to clear the lake and the fairway is surrounded by trees. The green is guarded by a front left bunker. Lake Louise sits menacingly to the left to swallow any pulled shots.



NO. 18
PAR 5 • 551 YARDS

- This downhill, normally downwind, par five might give up quite a few birdies and maybe some eagles. The tee shot must carry 241 yards to clear the lake and the entire length of the hole is bordered by Lake Louise to the left, so big numbers could be looming. This green could set the stage for a dramatic finish to a championship round.

KARSTEN CREEK GOLF COURSE HOLE DONORS

Hole #1	Robbie and Mike Holder, Stillwater, Okla. Virginia and Speck Holder, Stillwater, Okla.
Hole #2	William K. Warren, Jr., Tulsa, Okla. (In memory of Speck Holder)
Hole #3	Titileist and Foot-Joy Worldwide
Hole #4	Boone Pickens, Dallas, Texas
Hole #5	Nancy Ellis, Kathy and Hal Brown, Bond Payne, Nan Payne, and Angela Payne, all of Oklahoma City
Hole #6	Mary Frances and Sherman Smith, Tulsa, Okla.
Hole #7	La Versa Holder, Blackwell, Okla.
Hole #8	Lisa and Mark Snell, Warsaw, Mo. Virginia Snell, Altus, Okla.
Hole #9	Bonnie and Dennis Smith, Oklahoma City, Okla. Lisa and Rob Geresi, Stillwater, Okla.
Hole #10	Leitner and Ken Greiner, Oklahoma City, Okla.
Hole #11	Anonymous
Hole #12	Laurie and Bill Dobbs, Tulsa, Okla.
Hole #13	Marcheta and Jim Hays, Tulsa, Okla.
Hole #14	Louise and Ed Cobb, Tulsa, Okla.
Hole #15	Jean and Bob Schuetz, Tulsa, Okla., Melissa and Paul Sorrentino, Stillwater, Okla. Sue and John Taylor, Enid, Okla.
Hole #16	Bob Coleman, Oklahoma City, Okla.
Hole #17	Barbara and Tom Naugle, Tulsa, Okla.
Hole #18	Louise and Karsten Solheim, Phoenix, Ariz.

Labron Harris Range — Susan and Roger Brown, Arkansas City, Kan.

Team Range — Jerry Baker, Muskogee, Okla.



Tom Fazio,
Karsten Creek Architect





COWBOY GOLF COACHES



Labron Harris laid the foundation for golf at Oklahoma State.



Mike Holder won his eighth NCAA title in 2000.



In his first season as the Cowboys' head coach, Mike McGraw directed OSU to its 10th NCAA title.



Current OSU head coach Alan Bratton guided the Cowboys to their 11th national championship in 2018.



KARSTEN SOLHEIM TRIBUTE

A GREAT FRIEND OF COWBOY GOLF



Any successful program is not without its very special supporters, and Karsten Solheim was certainly a great friend of Cowboy Golf.

Solheim, who revolutionized the golf industry in the 1960s, '70s and '80s, will long be remembered for his outstanding contributions to golf-club design.

A native of Bergen, Norway, Solheim moved with his family to Seattle as a little boy. Karsten had a great love for engineering, and despite having to leave the University of Washington after one year due to lack of funds during the Great Depression, he would later continue his engineering training during World War II.

Moving to San Diego, Calif., Solheim worked as a flight research engineer in the 1940s, working on the Fireball jet fighter. In 1951, he worked as a project engineer for the Atlas missile's first ground guidance system. In 1953, he began a lengthy association with General Electric, becoming a mechanical design engineer on sophisticated radar and guidance systems at GE's facility in Ithaca, N.Y.

It was in Ithaca that he first played golf at the age of 42. Throughout the 1950s, he continued golf as a hobby and became keenly interested in designing the world's first heel-toe-balanced putter. In doing so, he changed the game of golf forever. The production of the first PING putter (so named because of the sound it made at ball contact) eventually took him into the golf-design business full time.

During the 1960s, Solheim had been working on his own line of irons and woods. In July 1967, he incorporated as Karsten Manufacturing Corporation, and soon, his heel-toe weighting theory for clubs revolutionized the industry. He also pioneered investment casting in the golf-club manufacturing business.

Over the years, an important business principle for Solheim was giving back to the game that meant so much to him. He made major contributions to many athletic centers at universities and clerical institutions, including Stillwater's Karsten Creek Golf Club.

He supported collegiate golf and made it a high priority within the company. As a result, virtually every major golf company has a presence in college golf today.

Karsten Solheim's belief in and support of Oklahoma State University's golf program has been a major reason for the team's success. His memory will always be a cherished part of the history of Karsten Creek and OSU golf.



#GOLFSCHOOL



OKLAHOMA STATE UNIVERSITY



Oklahoma's only university with a statewide presence, Oklahoma State University is a five-campus, public educational system that improves the lives of people in Oklahoma, the nation, and the world by adhering to its land-grant mission of high-quality teaching, research and outreach.

OSU research, scholarship, and creative activities promote human and economic development through the expansion of knowledge and its application.

Established as a result of the Morrill Act, the Stillwater campus is the home of the OSU System. OSU was founded on Dec. 25, 1890, as Oklahoma Agricultural and Mechanical College. On July 1, 1957, Oklahoma A&M College became Oklahoma State University.

The OSU System has an enrollment of more than 34,000 students across all its campuses. Named Oklahoma's inaugural Truman Honor Institution for its production of Truman Scholars, OSU today boasts students from all 50 states and around 100 nations. There are more than 275,000 OSU alumni throughout the world.

When it comes to outreach, OSU reaches across the state of Oklahoma. It has five campuses: Stillwater, which includes the Center for Veterinary Health Sciences; OSU-Tulsa; OSU-Oklahoma City; OSU Institute of Technology

in Okmulgee; and the OSU Center for Health Sciences in Tulsa, which includes the OSU Medical Center. OSU also boasts 16 agricultural experiment stations statewide, extension offices serving all the state's 77 counties and research facilities in Stillwater and Tulsa.

With more than 320 undergraduate and graduate degrees and options, as well as professional degree programs in medicine and veterinary medicine, OSU provides unmatched diversity of academic offerings. OSU conducts innovative research and technology transfer that enhance Oklahoma's economic vitality and its quality of life. The focus has expanded greatly since 1890, but the third cornerstone of the university's land-grant mission remains as crucial for the future of Oklahoma as it was at statehood. Interdisciplinary collaborations with academic institutions, government agencies, private business, and industry ensure that contributions of faculty and student researchers to the development of new knowledge and its dissemination are pertinent and lasting.

Areas of emphasis include: alternative energies and conservation; animal-based agriculture and biotechnology; environmental protection; food production and safety; health and medicine; manufacturing and advanced materials; national defense and homeland security; sensors and sensor technologies; aerospace and unmanned aerial systems; and transportation and infrastructure



#GOLFSCHOOL



OKLAHOMA STATE UNIVERSITY

Although OSU is a large, comprehensive university, its size does not minimize the personal attention given to each student. OSU encourages all students when they first enroll to identify the college in which they wish to major. Because the average number of students majoring in any one department is less than 150, the student can count on personal attention in a friendly environment.

OSU offers students many distinct advantages. It has nearly four million volumes in the library; modern research laboratories and equipment; excellent physical education, recreation and student union facilities; nationally-recognized residence hall programs; outstanding cultural and sporting events; more than 500 student organizations; and nearly 50 nationally affiliated fraternities and sororities that provide a stimulating educational and social environment.

UNIVERSITY HISTORY

The story of Oklahoma State University began on Christmas Eve, 1890, at the McKennon Opera House in Oklahoma's territorial capital of Guthrie when Territorial Governor George W. Steele signed legislation establishing an Oklahoma Agricultural and Mechanical College (OAMC) in Payne County.

OAMC's first students assembled for class on Dec. 14, 1891, even though there were no buildings, no books, and no curriculum. The college's first students attended classes in the Stillwater Congregational Church. The original campus consisted of 200 acres of prairie that were donated by four local homesteaders. The college's first six graduates received their diplomas in 1896.

Visitors to the OSU campus often marvel at its beauty and consistency of architecture. Much of the credit goes to legendary president, Henry G. Bennett, who served from 1928-1951. Dr. Bennett's 25-year campus master plan envisioned some of the university's most famous and beautiful structures, including the Edmon Low Library and the OSU Student Union.

A new campus master plan is guiding unprecedented construction that is making OSU more competitive in academics and athletics. Since the fall of 2008, OSU has opened the Multimodal Transportation Terminal, the North Classroom Building, the west end zone of Boone Pickens Stadium, a refurbished Old Central, the Donald W. Reynolds Architecture Building, an upgraded Murray Hall,

the Henry Bellmon Research Center and a renovated Student Union, considered the most comprehensive union in the country. Most recently, the university has opened University Commons residential life facility, Bert Cooper Engineering Structures Lab, a new information technology building, library annex, Greenwood Tennis Center, a new outdoor track, a renovated Atherton Hotel, a new wing to the College of Human Sciences building, the Ferguson Family Dairy Center, a new business building, a new Central Plant, and the Endeavor engineering lab. The McKnight Center for the Performing Arts will open in 2019. Hall of Fame Avenue on the north, University Avenue on the south, and Monroe Street through the campus core have been significantly upgraded, and the university is making numerous upgrades to its campus landscape.

OSU grew quite rapidly following World War II. The post-war years were marked by a huge enrollment surge. The mid-1940s also were a golden era for athletics at Oklahoma A&M. In a 90-day period in early 1945, A&M teams won the Cotton Bowl, the NCAA championship in wrestling, and the NCAA championship in basketball. The next year, the wrestling and basketball teams repeated as national champions, and the football team won the Sugar Bowl to clinch a national title, which was retroactively awarded by the Football Writers Association of America.

By the 1950s, the college had grown substantially. In 1957, Oklahoma A&M became The Oklahoma State University for Agriculture and Applied Science.

During the next three decades, OSU would build academic programs to match its new status. Enrollment more than doubled from 10,385 in 1957 to more than 23,000 in the 1980s. OSU became a statewide university system, adding branches in Okmulgee in 1946 and Oklahoma City in 1961. OSU merged with the Oklahoma College of Osteopathic Medicine in 1988, and OSU-Tulsa was born in 1999.

Today, OSU has more than 34,000 students across five campuses and a presence in every Oklahoma county through its extension offices and experiment stations. From six graduates in 1896, to more than 7,000 annually today, the small college on the prairie has grown and prospered far beyond the dreams of its founders. OSU teaching, research and graduates are making a bigger impact on the lives of people around the world than ever before. It's a great time to be a Cowboy!





COACHES

With Cowboy head coach Alan Bratton on the bag, Viktor Hovland won the 2018 U.S. Amateur and finished as the Low Amateur at both The Masters and the U.S. Open in 2019.





ALAN BRATTON

- **HEAD COACH**
- **SEVENTH YEAR AT OSU**
- **OKLAHOMA STATE, 1995**

For Alan Bratton's Oklahoma State golf team, the 2018-19 campaign resulted in a third consecutive top-five NCAA finish for the Cowboys, who concluded the year as the nation's top-ranked team for the second consecutive season.

Behind one of the most formidable duos in college golf history in Matthew Wolff and Viktor Hovland, Bratton's squad enjoyed six tournament titles, including its first Big 12 crown under his direction.

Hovland and Wolff combined to sweep national player of the year honors with Hovland taking home the Ben Hogan Award after finishing as the Low Amateur at both The Masters and the U.S. Open. He was also named the Big 12 Player of the Year in the process, while Bratton was named the league's top coach.

Wolff set school records for wins in a season (6) and consecutive wins (4) as well as season stroke average (68.69). He closed the year by becoming the first Cowboy NCAA champion since 2006 and was named the recipient of the Fred Haskins and Jack Nicklaus awards.

In addition to the Cowboy tandem earning first-team All-America status, Austin Eckroat, who was also a 2019 Palmer Cup participant, was named a third-team selection and Zach Bauchou garnered honorable mention status.

In the classroom, OSU produced five Academic All-Big 12 selections, giving OSU 12 over the past two seasons. Additionally, senior Hayden Wood was named an Academic All-American for the second year in a row.

The 2017-18 season was one for the ages as Bratton completed the national championship trifecta. In his fifth year at the helm of the program, he directed the Cowboys to a historic season and in doing so, has now led the Cowboys to NCAA titles as a player (1995), assistant coach (2006) and head coach (2018).

OSU's NCAA triumph on its home course, Karsten Creek, was historic on several levels. The resounding victory was the Cowboys' first NCAA win in four attempts on its home turf and the first by a No. 1 seed since the implementation of the match play format.

The Cowboys' dominance was evident throughout the year as they matched the school mark for consecutive victories with seven and matched the school's single-season win record with 10.



Coach Bratton was on the bag for Viktor Hovland's 2018 U.S. Amateur victory

THE BRATTON FILE

Family:	Wife - Gretchen
	Children - Mason, Noah and Gunnar
Education:	Oklahoma State, 1995 (Business Administration)

ACCOMPLISHMENTS

2019	Big 12 Coach of the Year
2018	Dave Williams National Coach of the Year
2016	Dave Williams National Coach of the Year finalist
2014	Central Region Coach of the Year
2013	Big 12 Women's Coach of the Year
1994	Jack Nicklaus Award Winner
1994, 1995	First-Team All-American
1992	Second-Team All-American
1993	Honorable Mention All-American
1992, 1994	Big Eight Player of the Year
1992-95	Academic All-Big Eight

ON THE BAG IN MAJOR EVENTS

U.S. Open—1995	Chris Tidland
U.S. Open—2010	Morgan Hoffmann
U.S. Open—2011	Peter Uihlein
U.S. Open—2019	Viktor Hovland
U.S. Women's Open—2007	Taylor Leon
U.S. Amateur—2009	Peter Uihlein
U.S. Amateur—2010	Peter Uihlein (Champion)
U.S. Amateur—2013	Wyndham Clark
U.S. Amateur—2014	Wyndham Clark
U.S. Amateur—2015	Jordan Niebrugge
U.S. Amateur—2017	Kristoffer Ventura
U.S. Amateur—2018	Viktor Hovland (Champion)
U.S. Amateur—2019	Austin Eckroat
The Masters—2011	Peter Uihlein
The Masters—2014	Jordan Niebrugge
The Masters—2019	Viktor Hovland

Individually, the Cowboys racked up honors on and off the course. Five Cowboys received All-America honors led by first-team selections Hovland and Wolff. In addition to Hovland and Wolff, Bauchou was chosen to participate in the Palmer Cup.

Wolff was also named the Phil Mickelson Award recipient as the nation's outstanding freshman as well as the Big 12 Newcomer of the Year.

For his efforts, Bratton was awarded the Dave Williams Award as the nation's top coach. In August, Bratton was once again on the bag to help a Cowboy to the U.S. Amateur Championship, looping for Hovland's dominant march to amateur golf's most prestigious title at Pebble Beach Golf Links.

Bratton took the reins of the Cowboy golf program in 2013-14, becoming just the fourth head coach since the program's inception in 1947.

In 2016-17, Bratton's squad reeled off five victories and three runner-up showings in 13 starts. OSU advanced to match play at the NCAA Championship as well, notching a top-five finish. Individually, the Cowboys produced four All-Americans with Zach Bauchou, Viktor Hovland, Zachary Olsen and Kristoffer Ventura all securing honorable mention status. Olsen and Sam Stevens continued the program's long line of success in the classroom as well with the duo earning All-America Scholar honors.

The 2015-16 season saw Bratton direct the Cowboys to four tournament titles and a No 4 ranking at season's end. Individually, four Cowboys won events with Kristoffer Ventura winning twice en route to third-team All-America honors. Additionally, Stratton Nolen became the most recent in a long line of OSU products to capture conference medalist honors. In the process, Bratton was named one of five finalists for the Dave Williams National Coach of the Year Award.

In the classroom, Jordan Niebrugge and Zachary Olsen captured Academic All-America status, while Niebrugge was named the Big 12 Men's Golf Scholar-Athlete of the Year as well as OSU's scholar-athlete of the year.

In 2014-15, the Cowboys posted a victory at the Royal Oaks Intercollegiate, while Jordan Niebrugge became the program's most recent NCAA regional champion en route to earning All-America status. Niebrugge built on his victory during the summer, finishing as the low amateur at The Open Championship and securing a spot on the U.S. Walker Cup squad for the second time in his career.

Year one of the Bratton era fell in line with the standard for OSU golf ... competing for championships. The Cowboys reeled off four consecutive wins, closing the fall with victories at the U.S. Collegiate Championship and the Royal Oaks Intercollegiate before starting the spring campaign with wins at the American Airlines Invitational and the John Hayt Collegiate.

OSU picked up its fifth win of the season at the NCAA Columbia Regional before tallying the program's 17th national runner-up finish at the NCAA Championship.

Individually, Wyndham Clark was tabbed as the Big 12 Player of the Year and was selected to participate for the U.S. at the Palmer Cup. Clark was joined by Talor Gooch, Ian Davis and Niebrugge as Cowboys to earn All-America honors as well.

Bratton made his return to the men's side after a successful two-year run as head coach of the OSU women's squad.

The 2012-13 campaign saw Bratton direct the Cowgirls to their eighth Big 12 title and first since 2009. His squad also posted victories at the Landfall Tradition as well as the SMU Invitational. The Cowgirls capped the season with a 12th-place showing at the NCAA Championship.

In the process, Bratton was named the Big 12 Coach of the Year, while Kelsey Vines capped her career by earning second-team All-America honors for the second year in a row. She was also named the Big 12 Player of the Year for the second-straight season. Additionally, Julie Yang capped her first season in Stillwater with honorable mention All-America status.



Bratton served as Peter Uihlein's caddy for his victory at the 2010 U.S. Amateur

Both players notched victories during the season with Vines winning the Hurricane Invitational and Yang emerging victorious at the SMU DAC Invitational.

After taking over the program in 2011-12, Bratton and Co. produced immediate results.

OSU's first event under his direction proved to be a memorable one. The Cowgirls erased a 21-shot deficit during the final round at the Dale McNamara Invitational to emerge victorious. Behind the second-lowest 18-hole score in school history, the Cowgirls rallied for a five-shot victory.

Bratton's squad made it two in a row with a one-shot win in its next outing at the Windy City Collegiate Classic. The outing in Chicago also produced his first individual medalist in Vines.

Vines would go on to win once more during her first season in Stillwater en route to earning Big 12 Player and Newcomer of the Year honors. Additionally, she became Bratton's first All-American, earning second-team honors.

Bratton moved into his first head coaching position after a successful seven-year run as the associate head coach for both the men's and women's golf programs at OSU.

In his seven seasons with the Cowboys, the program won its 10th national title in 2006 and produced its eighth NCAA champion in Jonathan Moore. Additionally, the Cowboys finished in the top five at the NCAA Championship on five occasions and captured six conference crowns.

During his tenure, OSU generated 23 All-Americans, including 10 first-team selections. The Cowboys also produced national players of the year in Rickie Fowler, Pablo Martin and Peter Uihlein.



Bratton and Viktor Hovland at the 2019 U.S. Open



Bratton and Jordan Niebrugge at The Masters in 2014



Bratton was instrumental in Uihlein becoming the program's fourth U.S. Amateur champion, serving as the All-American's caddy for his 2010 victory at Chambers Bay.

On the women's side, he helped prepare the Cowgirls for back-to-back top-10 finishes at the national tournament. In 2009, OSU finished fourth before tying for eighth place the following year.

The Cowgirls also captured three Big 12 titles during Bratton's time on staff.

Individually, the Cowgirls produced four first-team All-Americans during his time as an assistant. Among those earning the distinction was Caroline Hedwall, who left Stillwater as the most decorated player in school history after becoming the Cowgirls' first NCAA champion and national player of the year in 2010.

A native of College Station, Texas, Bratton has had a hand in the day-to-day coaching and recruiting efforts for both the Cowboy and Cowgirls since his return.

Bratton returned to OSU after spending three years as a player development manager for Ping where he worked to enhance the company's college and amateur programs. Prior to his stint at Ping, Bratton played professionally from 1995-2000, competing on the Asian Tour from 1996-97, the PGA Tour in 1999 and the Buy.com Tour in 2000. During his professional career, Bratton competed in 31 PGA events and posted a pair of top-25 finishes, tying for 25th at the AT&T Pebble Beach National Pro-Am and tying for 15th at the Nissan Open.



Bratton regained his amateur status in 2006 and immediately enjoyed a successful run upon his return to competitive golf. During his first summer back in action, he claimed the Oklahoma State Amateur title before winning the local qualifier for the U.S. Amateur. In addition, he competed in the Western Amateur and qualified for the U.S. Mid-Amateur.

As a Cowboy, Bratton was a four-time All-American, earning first-team honors in 1994 and 1995, and was named co-recipient of the 1994 Jack Nicklaus Award, honoring the nation's top player.


As a senior in 1995, he led OSU to the eighth of its 10 national championships in one of the most legendary victories in college golf history with the Cowboys taking down Stanford in a playoff.

The Big Eight Player of the Year in 1992 and 1994, Bratton also captured conference medalist honors in 1992 and 1995. He is currently tied for fourth on the school's all-time list with seven career victories.

Bratton was equally successful in the classroom, garnering Academic All-America honors in 1994 and 1995 on his way to earning a degree in business administration.

Bratton and his wife, Gretchen, who is also an OSU graduate, have three children: Mason, Noah and Gunnar.





DONNIE DARR

- **ASSISTANT COACH**
- **FIFTH YEAR AT OSU**
- **KENT STATE, 1996**

In 2018-19, Donnie Darr helped guide the Oklahoma State golf team to its third consecutive top-five NCAA finish and its second consecutive No. 1 ranking to conclude the year.

The Cowboys captured six tournament titles, including the Big 12 title, and swept the national player of the year honors with Viktor Hovland being named the Ben Hogan Award recipient, while Matthew Wolff garnered the Fred Haskins Award and the Jack Nicklaus Award.

With Darr's assistance, the Cowboys had first-team All-Americans in Hovland and Wolff as well as a third-team selection in Austin Eckroat. Zach Bauchou was received honorable mention recognition.

In the classroom, OSU produced five Academic All-Big 12 selections, giving OSU 12 over the past two seasons. Additionally, senior Hayden Wood was named an Academic All-American for the second year in a row.

The 2017-18 season, the third in his return to the program, will go down as one of the most memorable in the storied history of Cowboy golf. OSU captured its 11th NCAA title while matching the program's single-season marks for victories (10) and consecutive victories (7).

The Cowboys won the national title at Karsten Creek, their home course, signaling the first time in four tries they have done so on home turf.

Individually, the Cowboys racked up honors on and off the course. Five Cowboys received All-America honors led by first-team selections Viktor Hovland and Matthew Wolff. In addition to Hovland and Wolff, Zach Bauchou was chosen to participate in the Palmer Cup.



Wolff was also named the Phil Mickelson Award recipient as the nation's outstanding freshman as well as the Big 12 Newcomer of the Year.

In addition to having seven Academic All-Big 12 picks, Hayden Wood became the latest member of the program to achieve Academic All-America status.

In 2016-17, Darr helped guide the Cowboys to five victories, three runner-up showings and a top-five finish at the NCAA Championship. Individually, OSU produced four All-America selections and a pair of All-America Scholars.

During Darr's first season back in Stillwater, the Cowboys produced four team titles, five individual medalists and capped the season with a No. 4 ranking. Additionally, Kristoffer Ventura earned third-team All-America status, while Jordan Niebrugge and Zachary Olsen captured Academic All-America status.

Darr, who had served as Ohio State's head coach since 2009, resumed the position he held in Stillwater from 2006-09 for the 2015-16 campaign.

During his time in Columbus, Darr led the Buckeyes to four regional appearances. In 2011, he helped his squad reach the match play portion of the NCAA Championship at Karsten Creek.

Under his guidance, the Buckeyes won six tournament titles, produced eight all-region selections as well as five All-Big Ten performers.





Prior to his first stint in Stillwater, Darr served as head coach at the University of Akron for the 2005-06 season. During that season, he helped end the Zips' nine-year tournament victory drought.

A 1996 graduate of Kent State, Darr began his coaching career at his alma mater, serving as the assistant coach for the men's and women's golf teams in 2001-02. He was promoted to associate head coach for both programs in 2002 and held that position before moving on to the University of Oklahoma where he served as assistant coach from 2004-05.

As a player for the Golden Flashes, Darr was named a first-team All-Mid-American Conference selection on four occasions and was tabbed as the MAC Sportsman of the Year in 1996.



Following his junior campaign, he was named a third-team All-American. Named the recipient of the Merle Wagoner Award as the school's outstanding senior male athlete as a senior, Darr was inducted into Kent State's Varsity "K" Hall of Fame in 2004.

After touring as a professional golfer for one season, Darr spent four years as an assistant golf professional before joining the coaching ranks.

Darr and his wife, Tina, have four children; Allie, Anna, Leo and Lucy.





JAKE MANZELMANN

- **SPEED, STRENGTH & CONDITIONING COACH**
- **14TH YEAR AT OSU**
- **NORTHEASTERN STATE, 2000**

Jake Manzelmann is entering his 14th season as a speed, strength and conditioning coach for Oklahoma State, and his sixth with the men's golf program. It is his second stint at Oklahoma State as he worked as a graduate assistant during the 2004-05 season working primarily with the football and women's basketball programs.


Manzelmann has transformed several Cowboys through conditioning and strength training. Byron Eaton, who weighed in at 248 pounds, went on a strict diet and workout regimen under Manzelmann's supervision. By the time the season began, Eaton was competing at his ideal playing weight of 205 pounds throughout his senior season.

During the one-year hiatus from Stillwater, Manzelmann spent a season as an assistant strength and conditioning coach for the football program at Texas Tech. He also served as the strength and conditioning coach for the local minor league hockey team.

Manzelmann initially came to Oklahoma State from Northeastern University in Boston, Mass., where he worked specifically with the football, women's basketball, and men's & women's hockey teams.

A graduate of Northeastern Oklahoma State University in Tahlequah, Manzelmann is a certified strength & conditioning coach (CSCC) and is strength & conditioning coach certified (SCCC).

Manzelmann and his wife, the former Taylor Hardeman, were married on May 18, 2012. Taylor played basketball for the Cowgirls from 2005-09. The couple has two sons, Kelby and Bodey.



JONATHAN MOORE

- **ASSISTANT STRENGTH & CONDITIONING COACH**
- **3RD YEAR AT OSU**
- **OKLAHOMA STATE, 2017**

Former OSU All-American Jonathan Moore made his return to the Cowboy program for the 2017-18 season as its assistant strength and conditioning coach. Moore was an integral part of OSU's 2006 NCAA Championship team, winning the individual national title that year while helping the Cowboys to the team crown in the process.

A native of Vancouver, Wash., Moore played professionally for a decade around the globe on various international tours. In 2012, he finished seventh on the Asian Tour's Order of Merit while at the same time reaching his highest world ranking of 210. Moore competed in two major championships with his most recent being the 2015 Open Championship at St. Andrews.

During his time in golf, Moore has had the good fortune of working with some of the best coaches in the world. During his collegiate career, he played under Mike Holder, Mike McGraw and Alan Bratton. Additionally, he worked under the likes of David Leadbetter, Chuck Cook, Mike Bender, Kevin Smeltz, and James Sieckmann during his playing career.

While playing competitively, Moore also placed equal importance on his fitness. During his prep career at the IMG Academy, Moore was trained by David Donatucci and Jason Riley. As a collegiate golfer, he was under the watchful eye of head athletic trainer John Stemm. During his professional career, he sought the help of

Tiger Woods' trainer Keith Klevens, TPI's biomechanics expert Greg Rose as well as international lecturer and trainer Chuck Wolf, international lecturer and soft tissue specialist Lenny Parracino and world-renowned physical therapist Gary Gray known as "The Father of Function".


Wolf provided Moore's first introduction to a training system developed by Gary Gray known as Applied Functional Sciences (AFS), which takes an in-depth look at and marries the physical sciences, biological sciences, and behavioral sciences. This system based on sciences and leveraging the truths of these sciences allowed Moore to experience great success with his own health and fitness. This inspired him to pursue learning the intricacies of AFS and complete the 40-week fellowship program offered by the Gray Institute, known as GIFT (Gray Institute for Functional Transformation) Program.

GIFT has helped Moore understand the chain reaction biomechanics of the body and functional muscle functions of the body. Moore's passion is to now bring his understanding of the needs and demands of golf, the biomechanics of the golf swing, his understanding of the body and, alongside Cowboy Golf strength and conditioning coach Jake Manzelmann, develop the premier golf fitness program in college golf.

Moore is married to Dr. Claire Moore of Cushing, Oklahoma. They have two children Adelyn Grace, and Jeffrey Thomas (J.T.).



PAST OSU GOLF COACHES



MIKE MCGRAW

- ▶ **HEAD COACH, 2005-2013**
- ▶ **CENTRAL OKLAHOMA, 1982**

1 National Championship
5 Big 12 Championships
4 NCAA Regional Championships
19 Team Runner-Up Finishes

30 TEAM VICTORIES (92 TOTAL EVENTS)

- Hall of Fame Invitational (2006)
- Morris Williams Invitational (2006)
- The Maxwell (2006)
- NCAA Central Regional (2006)
- NCAA Championship (2006)
- Callaway Golf Collegiate
- Match Play Championship (2006)
- Big 12 Championship (2007)
- The Maxwell (2007)
- Olympia Fields/Fighting Illini Invitational (2007)
- Big 12 Championship (2008)
- The Maxwell (2008)
- Ping/Golfweek Preview (2008)
- Morris Williams Intercollegiate (2009)
- Aggie Invitational (2009)
- Big 12 Championship (2009)
- NCAA South Central Regional (2009)
- Ping/Golfweek Invitational (2009)
- Isleworth Collegiate Invitational (2009)

- Linger Longer Invitational (2010)
- Big 12 Championship (2010)
- NCAA Southeast Regional (2010)
- Ping/Golfweek Preview (2010)
- Jack Nicklaus Invitational (2010)
- Ameri Ari Invitational (2011)
- Southern Highlands Collegiate (2011)
- Oregon Duck Invitational (2011)
- Augusta State invitational (2011)
- Big 12 Championship (2011)
- NCAA Colorado Regional (2011)
- Royal Oaks Intercollegiate (2012)

30 INDIVIDUAL MEDALISTS

- Pablo Martin (Ping/Golfweek Preview, 2005)
- Pablo Martin
- (Isleworth-UCF Collegiate Invitational, 2005)
- Jonathan Moore (The Maxwell, 2006)
- Jonathan Moore (NCAA Central Regional, 2006)
- Jonathan Moore (NCAA Championship, 2006)
- Jonathan Moore (Hawaii-Hilo Intercollegiate, 2007)
- Pablo Martin (Big 12 Championship, 2007)
- Rickie Fowler (Fighting Illini Invitational, 2007)
- Trent Leon (U.S. Collegiate, 2008)
- Rickie Fowler (Big 12 Championship, 2008)
- Kevin Tway (NCAA Central Regional 2008)

- Rickie Fowler (Aggie Invitational, 2009)
- Morgan Hoffmann (Ping/Golfweek Preview, 2008)
- Morgan Hoffmann
- (Morris Williams Intercollegiate, 2009)
- Morgan Hoffmann (Big 12 Championship, 2009)
- Kevin Tway (NCAA South Central Regional, 2009)
- Peter Uihlein (Gaillardia Intercollegiate, 2009)
- Trent Whitekiller (Linger Longer Invitational, 2009)
- Trent Whitekiller (Fighting Illini Invitational, 2009)
- Peter Uihlein (Ping/Golfweek Invitational, 2009)
- Peter Uihlein (Gifford Collegiate, 2009)
- Kevin Tway (Puerto Rico Classic, 2010)
- Peter Uihlein (NCAA Southeast Regional, 2010)
- Peter Uihlein (Fighting Illini Invitational, 2010)
- Morgan Hoffmann
- (Southern Highlands Collegiate, 2011)
- Kevin Tway (Augusta State Invitational, 2011)
- Peter Uihlein (Aggie Invitational, 2011)
- Morgan Hoffmann (Big 12 Championship, 2011)
- Kevin Tway (NCAA Colorado Regional, 2011)
- Ian Davis (Royal Oaks Intercollegiate, 2012)

9 FIRST-TEAM ALL-AMERICANS

- Pablo Martin (2006)
- Jonathan Moore (2006)
- Rickie Fowler (2008, 2009)
- Morgan Hoffmann (2009, 2011)
- Peter Uihlein (2010, 2011)
- Kevin Tway (2011)

1 FRED HASKINS AWARD WINNER

- Pablo Martin (2006)

1 JACK NICKLAUS AWARD WINNER

- Pablo Martin (2006)

2 BEN HOGAN AWARD WINNERS

- Rickie Fowler (2008)
- Peter Uihlein (2011)

3 PHIL MICKELSON AWARD WINNERS

- Jonathan Moore (2006)
- Rickie Fowler (2008)
- Morgan Hoffmann (2009)

1 NCAA MEDALIST

- Jonathan Moore (2006)

5 PALMER CUP PARTICIPANTS

- Pablo Martin (2006)
- Jonathan Moore (2007)
- Rickie Fowler (2008)
- Morgan Hoffmann (2009)
- Trent Leon (2009)



McGraw was named the inaugural recipient of the Jan Strickland Coach of the Year Award in 2003.



PAST OSU GOLF COACHES

THE McGRAW FILE

Born: April 18, 1960
 Family: Wife, Pam
 Education: Central Oklahoma, 1982 (Broadcast Communications)

COACHING CAREER

Volunteer Assistant Coach,
 Edmond (Okla.) Memorial High School, 1984-86
 Assistant Coach, Edmond (Okla.) Memorial High School, 1987-93
 State Champions — 1987, 1989, 1990, 1991, 1992, 1993
 State Runners-Up — 1988
 Head Coach, Edmond (Okla.) North High School, 1994-97
 State Champions — 1994, 1995, 1996
 State Runners-Up — 1997
 Assistant Coach, Oklahoma State University, 1998-2004
 NCAA Champions — 2000
 Big 12 Champions — 1998, 2000
 Head Women's Coach, Oklahoma State University, 2004-2005
 Big 12 Champions — 2005
 Head Men's Coach, Oklahoma State University, 2005-2013



McGraw directed the United States to victory at the 2007 Palmer Cup

6 WALKER CUP PARTICIPANTS

- Jonathan Moore (2007)
- Rickie Fowler (2007, 2009)
- Morgan Hoffmann (2009)
- Peter Uihlein (2009, 2011)
- Jordan Niebrugge (2013)

1 EUROPEAN PGA TOUR WINNER

- Pablo Martin (2007)

4 BIG 12 CHAMPIONS

- Pablo Martin (2007)
- Rickie Fowler (2008)
- Morgan Hoffmann (2009)
- Morgan Hoffmann (2011)

5 BIG 12 PLAYERS OF THE YEAR

- Pablo Martin (2006)
- Pablo Martin (2007)
- Rickie Fowler (2008)
- Morgan Hoffmann (2009)
- Peter Uihlein (2011)

3 BIG 12 NEWCOMERS OF THE YEAR

- Jonathan Moore (2006)
- Rickie Fowler (2008)
- Morgan Hoffmann (2009)

8 U.S. OPEN PARTICIPANTS

- Jonathan Moore (2006)
- Ryan Posey (2006)
- Pablo Martin (2007)
- Rickie Fowler (2008, 2009)
- Kevin Tway (2008)
- Morgan Hoffmann (2010)
- Peter Uihlein (2011)

1 U.S. AMATEUR CHAMPION

- Peter Uihlein (2010)

5 WORLD AMATEUR TEAM CHAMPIONSHIP PARTICIPANTS

- Pablo Martin (2006)
- Jonathan Moore (2006)
- Sean Einhaus (2008)
- Rickie Fowler (2008)
- Peter Uihlein (2010)

2007 U.S. PALMER CUP TEAM CAPTAIN

2003 JAN STRICKLAND ASSISTANT COACH OF THE YEAR

2007, 2008, 2009, 2010, 2011 BIG 12 COACH OF THE YEAR

2006, 2009 DAVE WILLIAMS NATIONAL COACH OF THE YEAR

McGraw's squads ended the year as the No. 1 ranked team in the country in four of his first six seasons as head coach.

2011 GOLFWEK NATIONAL COACH OF THE YEAR



Coach McGraw and 2008 Ben Hogan Award Winner, Rickie Fowler



PAST OSU GOLF COACHES



MIKE HOLDER

- ▶ **HEAD COACH, 1973-2005 (OKLAHOMA STATE, 1970)**
- ▶ **VICE PRESIDENT FOR ATHLETIC PROGRAMS AND DIRECTOR OF ATHLETICS, 2005-PRESENT**

During his 32-year coaching career, Mike Holder's name became synonymous with success in college golf.

His successes include not only his team's results on the course, but his players' performances in the classroom and beyond. His vision and fund-raising abilities resulted in the creation of Karsten Creek, a magnificent layout in Stillwater that serves as the home to the OSU golf program and was selected as the Best New Public Course in 1994 by Golf Digest magazine.

In 2000, Holder's team claimed the national championship, marking the eighth time his squad carried home that championship trophy. And while top-five national finishes are the norm at Oklahoma State, the accomplishments of his teams didn't stop at the 18th hole.

Since Holder took over the OSU coaching post on July 1, 1973, his teams set standards that were unequalled on the golf course as well as in the classroom.



The Solheim family and Coach Holder

While he coached more than 110 All-America selections, including 38 first-team choices, and has numerous former players competing on the PGA Tour, overseas and on mini-tours, Holder saw to it that his players excelled in the classroom as well.

During his tenure, OSU produced three Ben Hogan Award winners. Kevin Wentworth earned that honor in 1990, Trip Kuehne claimed the prestigious award in 1995 and Hunter Mahan was named the recipient in 2003.

During his tenure, only 14 times was a player named a first-team athletic All-America and academic All-America in the same season, and nine of those times that player was from Oklahoma State. Holder had 21 Academic All-America selections since the inception of that honor in 1984 as well as countless academic All-Big Eight and Big 12 selections.

Three times Holder had individual champions in the same year as the NCAA Team title: 1978-1987-2000

The five regulars on his 1994 and 1995 teams all earned All-America honors and Academic All-Big Eight honors during both seasons, giving new definition to the term "student-athlete".

Holder was only the second golf coach in the history of the Cowboy program. Labron Harris coached the team from 1947 to 1973 and won 24 league titles and the 1963 NCAA Championship during his 27 years. Holder won 25 league crowns and eight national championships in his 32 seasons.



Coach Holder with legendary Golfweek writer Ron Balicki

PAST OSU GOLF COACHES



Sherman Smith, Coach Holder and Boone Pickens

Since a fifth-place national finish in his inaugural season, Holder's teams finished lower than fourth at the NCAA Tournament just eight times, including a string of 13 first- or second-place finishes in 14 years from 1975-88. OSU placed first or second at the national tournament in 18 of the 32 seasons under his guidance, and his players won 22 conference individual titles in addition to five NCAA individual crowns.

Over those 32 seasons, Oklahoma State entered 448 tournaments and won 178 titles for a 39.7 winning percentage. OSU also posted 99 runner-up finishes, which means that OSU place first or second in 62 percent of its tournaments.



Legendary Houston coach Dave Williams and Coach Holder



Coach Holder and Hunter Mahan

As a member of the OSU golf team from 1968-70, Holder earned honorable mention All-America honors as a sophomore and third-team status after his junior and senior seasons. In 1970, Holder captured Big Eight medalist honors while leading the Cowboys to the team league title.

After graduating in 1970 with a degree in marketing, Holder earned his MBA in 1973 and then assumed control of the Cowboy golf program.

The well-respected coach was a member of the seven-person NCAA Golf Committee from 1992 to 1998.

Mike Holder was one of five coaches all-time, regardless of sport, to have won national championships in four different decades.

Three times Holder had individual champions in the same year as the NCAA team title: 1978, 1987 and 2000.

PAST OSU GOLF COACHES

THE HOLDER FILE

EDUCATION

Oklahoma State University, B.S. in Marketing, 1970;
Oklahoma State University, M.B.A, 1973.

COACHING EXPERIENCE

Oklahoma State head golf coach, 1973-2005.

PLAYING EXPERIENCE

Ardmore High School, Ardmore, Okla., 1964-66
(conference medalist, 1966);
Oklahoma State University, 1968-70 (conference medalist, 1970;
third-team All-American, 1969 and 1970;
honorable mention All-American, 1968);
Won the 1968 Oklahoma State Amateur.

PERSONAL EXPERIENCE

Born August 17, 1948 in Odessa, Texas.
Son of Burniss (Speck) and Virginia Holder.
Father retired from Gulf Petroleum Company.
Married to the former Robbie Annette Yeates of Jasper, Texas;
they have one daughter, Michele.

BIG EIGHT CHAMPIONSHIP COACHES (REGARDLESS OF SPORT)

1.	Phog Allen, Kansas (Basketball)	24
2.	Mike Holder, OSU (Golf)	21
3.	Terry Pettit, Nebraska (Volleyball)	17
3.	Gary Ward, OSU (Baseball)	16
3.	Bill Easton, Kansas (Cross Country)	16
6.	Labron Harris, OSU (Golf)	15
6.	Henry Schulte, Nebraska (Track)	15



Tracy Phillips, Tommy Moore and Coach Holder



Scott Verplank and Coach Holder



Coach Holder and Bob Tway



Coach Holder and Trip Kuehne



PAST OSU GOLF COACHES

THE NCAA CHAMPIONSHIP IN OSU'S MIKE HOLDER ERA (1974-2005)

TOP-10 FINISHES

27	OKLAHOMA STATE
22	Arizona State
15	Brigham Young
15	Houston
14	Florida
14	Texas
14	Wake Forest
13	North Carolina
12	Southern California
11	Clemson
10	Georgia
10	Georgia Tech
9	Arizona
9	Ohio State
9	Oklahoma
9	UNLV
7	Arkansas
7	New Mexico
7	UCLA
5	Stanford
4	Augusta State
4	East Tennessee State
4	Louisiana State
4	Oral Roberts
4	San Jose State
4	Texas A&M
3	Auburn
3	Florida State
3	Fresno State
3	North Carolina State
3	Northwestern
2	Duke
2	Indiana
2	Kentucky
2	Miami

2	Minnesota
2	Oregon
2	Pepperdine
2	Tennessee
2	TCU
2	Texas-El Paso
2	Washington
1	Alabama
1	California
1	Centenary
1	Duke
1	Georgia Southern
1	Houston Baptist
1	Lamar
1	Long Beach State
1	Maryland
1	Mississippi
1	Purdue
1	South Carolina
1	Southwestern Louisiana
1	Tulsa
1	Virginia Tech
1	Washington

TOP-FIVE FINISHES

26	OKLAHOMA STATE
13	Arizona State
11	Brigham Young
10	Houston
9	Wake Forest
8	Clemson
8	Florida
8	Texas
7	Georgia Tech
6	Oklahoma
5	Arizona

5	Georgia
5	Ohio State
4	North Carolina
4	Southern California
3	New Mexico
3	Stanford
3	UNLV
2	Oral Roberts
2	UCLA
2	Washington
1	Alabama
1	Arkansas
1	Augusta State
1	East Tennessee State
1	Fresno State
1	Houston Baptist
1	Minnesota
1	Mississippi
1	Northwestern
1	Pepperdine
1	Texas A&M
1	Texas Christian
1	Texas-El Paso

TOP-THREE FINISHES

19	OKLAHOMA STATE
8	Houston
7	Arizona State
6	Clemson
6	Florida
6	Wake Forest
5	Georgia Tech
5	Oklahoma
5	Texas
4	Arizona

4	Georgia
3	Brigham Young
2	North Carolina
2	Oral Roberts
2	Stanford
2	UCLA
2	UNLV
1	Alabama
1	East Tennessee State
1	Minnesota
1	Northwestern
1	Ohio State
1	Pepperdine
1	Texas-El Paso
1	USC
1	Washington

TOP-TWO FINISHES

18	OKLAHOMA STATE
5	Wake Forest
4	Florida
4	Georgia Tech
4	Houston
3	Brigham Young
3	Clemson
3	Georgia
3	Texas
2	Arizona State
2	Oklahoma
2	Stanford
2	UNLV
1	Arizona
1	Minnesota
1	North Carolina
1	Ohio State
1	Oral Roberts
1	Pepperdine
1	Texas-El Paso
1	UCLA

CHAMPIONSHIPS

8	OKLAHOMA STATE
4	Houston
3	Wake Forest
2	Arizona State
2	Florida
2	Georgia
1	Arizona
1	Brigham Young
1	California
1	Clemson
1	Minnesota
1	Ohio State
1	Oklahoma
1	Pepperdine
1	Stanford
1	UCLA
1	UNLV

INDIVIDUAL CHAMPIONS

6	Arizona State
5	OKLAHOMA STATE
3	Wake Forest
3	Southern California
2	UNLV
1	Auburn, Georgia Tech, Houston, North Carolina, Ohio State, Stanford, Texas, Utah State, Minnesota, Northwestern, Florida, Texas, Washington




Pablo Martin and Coach Holder



Coach Holder and Charles Howell



PAST OSU GOLF COACHES



LABRON HARRIS, SR.

- **THE FATHER OF OSU GOLF**
- **HEAD COACH, 1947-73**

When then-athletics director Henry Iba asked then OSU business professor Labron Harris to coach the first Cowboy golf team back in the 1946-47 season, Iba may or may not have known the significance of that hire.


Harris instantly gave OSU golf credibility, and success was inherent in the program from day one — on and off the course.

Harris' teams won 24 conference titles and one NCAA championship (1963), and his charges posted 20 top-five finishes at the national tournament during his 27 years as the school's head coach. And while those numbers are impressive, the fact that all but four players who played out their eligibility during his time were able to graduate is a tribute to the excellence that made up Oklahoma State golf then and is still a foundation of the school's success today.



1963 NCAA Champions

Left to Right: Coach Harris, Dave Eichelberger, Jim Hardy, Don Lackey, George Hixon and Jim Jamieson.



Labron Harris, Sr. with Labron, Jr.

Harris, who taught and inspired countless numbers of golfers — not only at OSU but also in Stillwater and across the country — with his approach to golf and life, retired on June 30, 1973 at the mandatory retirement age of 65.

He was largely responsible for the building of Lakeside Golf Course and the Stillwater Country Club, both in Stillwater. He served as the professional at Lakeside teaching the game to anyone who wanted to learn.

Harris was born Nov. 26, 1908, and grew up as one of 14 siblings in Dardanelle, Ark., until the family moved to Wewoka, Okla., when he was eight. He graduated from Wewoka High School in 1927 after playing basketball, baseball, track, tennis and football.

He then went to college at Southwestern in Weatherford, Okla., where he wrestled in the first match he ever saw and played tennis and golf before graduating in 1935. An outstanding tennis player, Harris played his first round of golf in 1930 at the Weatherford Country Club, and he soon became an accomplished golfer, winning 152 tournaments prior to his retirement.

At Oklahoma State he coached 31 All-America selections, as well as 1953 NCAA individual champion Earl Moeller. Among the OSU All-Americans he coached were Ab Justice, Dave Eichelberger, Bob Dickson, Mike Holder, Danny Edwards, Mark Hayes and 1968 NCAA medalist Grier Jones.

His son Labron, Jr. was an outstanding golfer at OSU earning All-America honors twice and also winning the U.S. Amateur in 1962. Harris, Sr. who lived in Sun City, Ariz., after retiring from Oklahoma State, died on August 14, 1995 at the age of 86.

THE HARRIS FILE

20	Top Five NCAA Finishes
8	Top Three NCAA Finishes
	NCAA Runner-up 1958-60-62-64-73
	NCAA Champion 1963
9	Missouri Valley Titles in 11 years
15	Big 8 Titles in 16 years
10	First Team All-Americans
31	Total All-Americans
2	NCAA Individual Champions
19	Conference Individual Champions
	Inducted in GCAA Hall of Fame in 1980



PLAYERS

After qualifying for the U.S. Open in 2019, Austin Eckroat became the fourth member of OSU's starting five to compete in a PGA Tour event as an amateur.





FERDINAND MÜLLER

- **SENIOR**
- **5-8**
- **RENNINGEN, GERMANY (GYMNASIUM UNTERRIEDEN)**

Junior (2018-19): Tied for 22nd place at the Carmel Cup ... posted scores of 72, 74 and 67 for a 3-under total of 213 ... tied for 54th place at the Amer Ari Invitational ... finished at 1-over 217 with scores of 69, 76 and 72 ... tied for 34th place at the Broncho Invitational ... finished with a 223 total ... tied for 51st place at the ASU Thunderbird Collegiate after posting a 221 tally.

Amateur/Before OSU: Won the 2018 Slovak Amateur Championship ... finished with a 286 total that included rounds of 71, 70, 71 and 74 ... was third at the 2018 McNeill Open ... posted scores of 68, 72 and 71 ... was 15th at the 2018 English Men's Open Amateur Stroke Play Championship ... as a sophomore at Marquette, competed in four events as an individual ... tied for 19th with a 4-over-par 217 at the Price's Give 'Em Five Invitational, including a 2-under-par 69 ... during his freshman campaign, started eight of the first nine events of his collegiate career ... named BIG EAST Male Golfer of the Week honors after posting a 7-under-par 209, including a second-round 69, to finish in fifth place at the Price's Give 'Em Five Invitational ... tied for eighth at the Mission Inn Spring Spectacular ... ranked as high as fifth in the German junior ranks of the European Golf Ranking ...

CAREER NUMBERS

Tournaments	4
Victories	0
Top-Five Finishes	0
Top-10 Finishes	0
Top-20 Finishes	0
Rounds in 60s	3



finished eighth at the Spanish U18 International Stroke Play Championship in September 2015 ... advanced to the third round of the British Boys at Royal Birkdale ... shot a course record 67 at Golf Club Stahlberg in 2013.

Personal: Born March 25, 1998 in Böblingen, Germany ... is the son of Karen and Dr. Friedrich W. Müller ... has one brother, Maximilian ... pursuing a degree in psychology ... enjoys skiing and playing soccer.



CAREER FINISHES

FALL 2018


T22	The Carmel Cup	72-74-67—213 (-3)
-----	----------------	-------------------

SPRING 2019

T54	Amer Ari Invitational	69-76-72—217 (+1)
T34	Broncho Invitational	79-69-75—223 (+13)
T51	ASU Thunderbird Collegiate	71-77-73—221 (+8)

CAREER STATISTICS

Year (Class)	Rds-Stks	Lo-Hi	Avg.
2018-19 (Jr.)	12-874	67-79	72.83
Career	12-874	67-79	72.83



AUSTIN ECKROAT

- ▶ **JUNIOR**
- ▶ **6-0**
- ▶ **EDMOND, OKLAHOMA (NORTH H.S.)**

Sophomore (2018-19): Was named a third-team All-American by the Golf Coaches Association of America ... was named a second-team pick by Golfweek Magazine ... was also tabbed as a first-team All-Big 12 selection ... earned Academic All-Big 12 honors as well ... posted a 3-1-1 mark at the Big 12 Match Play Tournament ... finished seventh at the Royal Oaks Intercollegiate after posting a 212 total that included a second-round 67 ... posted a 71 to tie for fourth place at the East Lake Cup ... tied for third place at The Prestige ... finished at 5-under 208 after carding rounds of 68, 70 and 70 ... earned his second career victory after carding rounds of 69, 63 and 67 to finish at 14-under 199 at the Querencia Cabo Collegiate ... tied for 14th place at the Big 12 Championship with a 211 total ... posted scores of 69, 69 and 73 ... tied for sixth place at the NCAA Louisville Regional ... finished with scores of 69, 73 and 67 for a 4-under 209 total ... tied for eighth place at the NCAA Championship ... posted a 1-over total of 289 with scores of 69, 69, 73 and 78 ... went 2-0 for the Cowboys in match play at the event as well ... defeated SMU's Jackson Markham 2 and 1 in OSU's quarterfinal match ... defeated Texas' Parker Coody 3 and 2.

Freshman (2017-18): Received honorable mention All-America recognition from the Golf Coaches Association of America ... tied for 32nd place at the Amer Ari Invitational after closing with a 68 to finish at 3-under 213 ... earned his first career victory at the Wyoming Desert Intercollegiate ... shared medalist honors after posting rounds of 68, 70 and 64 for a 14-under total of 202 ... tied for 16th place at the Querencia Cabo Collegiate ... closed with a 69 to finish at 2-over 215 ... tied for 32nd place at the Lamkin San Diego Classic with a 219



total ... tied for 43rd place at the Valspar Collegiate with a 220 total ... posted a 225 total to tie for 28th at the Aggie Invitational ... carded an even-par total of 213 to tie for fourth place at Arizona State's individual tournament ... finished at 218 and alone in 19th place at the NCAA Columbus Regional ... posted a 1-over 289 total at the NCAA Championship to tie for 19th place ... posted a 1-up victory over Brandon Smith of Texas A&M during OSU's NCAA quarterfinal win over Texas A&M ... defeated Brandon Mancheno of Auburn, 3&2, during the Cowboys' NCAA semifinal victory ... earned a 1-up victory over Alabama's Davis Shore in the NCAA title match.

CAREER NUMBERS

Tournaments	22
Victories	2
Top-Five Finishes	5
Top-10 Finishes	8
Top-20 Finishes	12
Rounds in 60s	18

Amateur: Competed at the 2019 U.S. Open Championship at Pebble Beach ... missed the cut after carding rounds of 72 and 75 ... was also a member of the 2019 U.S. Palmer Cup squad ... finished tied for 10th at the 2019 Trans-Mississippi Amateur Championship ... was runner-up at the Oklahoma Golf





Association State Amateur Championship for the second year in a row in 2019 ... posted a pair of 72s to advance to match play at the 2019 U.S. Amateur Championship ... was runner-up at the 2018 Pacific Coast Amateur ... posted an 11-under total of 273 with scores of 65, 67, 71 and 70 ... was runner-up to teammate Hayden Wood at the 2018 Oklahoma Golf Association State Amateur Championship ... finished 14th at The Players Amateur with a 278 total ... posted a 281 total to finish 15th at the 2018 Sunnehanna Amateur ... Finished 22nd at the 2018 Western Amateur Championship with scores of 68, 67, 68 and 72 for a 275 total ... claimed medalist honors at the 2017 U.S. Junior Amateur Championship ... posted rounds of 66 and 66 to set the tournament's 36-hole scoring record ... fell in the quarterfinal round to teammate Matthew Wolff ... was runner-up at the 2017 Junior Invitational at Sage Valley Golf Club after carding rounds of 71, 71 and 66 ... was named a second-team AJGA All-American in 2015 and 2016 ... made the round of 16 at the 2016 U.S. Junior Amateur Championship ... carded an opening 65 and rolled in an 18-foot birdie putt on the final hole to win the 2016 Junior Invitational ... also posted rounds of 70 and 75 ... was a member of the victorious United States squad at the Junior Golf World Cup in Japan ... captured the 2015 Scott Robertson Memorial title after firing a 16-under 197 total that included an 8-under 63 ... became the first freshman to claim the Oklahoma Class 6A individual crown, taking the title in 2014 ... won his second state title as a senior ... guided Edmond North to three team state titles ... earned all-state honors and was named the conference player of the year three times ... finished his prep career with a 71.65 scoring average and 15 wins ... his win total matched former Cowboy Kevin Tway's school record ... also posted 41 top 10s and finished in the top three 28 times, both school records.

Personal: Son of Steve and Natalie Eckroat ... born Jan. 12, 1999 in Edmond ... has one sister, Taylor, who attended OSU ... contemplating a degree in general business ... also recruited by Oklahoma, Texas A&M and SMU.



CAREER FINISHES

SPRING 2018

T32	Amer Ari Invitational	72-73-68—213 (-3)
T1	Wyoming Desert Intercollegiate	68-70-64—202 (-14)
T16	Querencia Cabo Collegiate	71-75-69—215 (+2)
T32	Lamkin San Diego Classic	75-69-75—219 (+3)
T43	Valspar Collegiate	77-71-72—220 (+7)
T28	Aggie Invitational	74-74-77—225 (+9)
T4	ASU Individual Tournament	70-71-72—213 (E)
19	NCAA Columbus Regional	70-74-74—218 (+5)
T19	NCAA Championship	71-70-72-76—289 (+1)

FALL 2018

T35	Carmel Cup	72-76-70—218 (+2)
T27	Fighting Illini Invitational	68-73-77—218 (+8)
	Big 12 Match Play Tournament	3-1-1
7	Royal Oaks Intercollegiate	74-67-71—212 (+2)
8	East Lake Cup	71 (0-2)

SPRING 2019

T30	Amer Ari Invitational	69-72-72—213 (-3)
T3	The Prestige at PGA West	68-70-70—208 (-5)
1	Querencia Cabo Collegiate	69-63-67—199 (-14)
T37	Valspar Collegiate	74-70-71—215 (+4)
T51	ASU Thunderbird Collegiate	75-76-70—221 (+8)
T14	Big 12 Championship	69-69-73—211 (+1)
T6	NCAA Louisville Regional	69-73-67—209 (-4)
T8	NCAA Championship	69-69-73-78—289 (+1)

CAREER STATISTICS

Year (Class)	Rds-Stks	Lo-Hi	Avg.
2017-18 (Fr.)	28-2,014	64-77	71.93
2018-19 (So.)	35-2,484	63-78	70.97
Career	63-4,498	63-78	71.93



AMAN GUPTA

- **SOPHOMORE**
- **5-8**
- **CONCORD, N.C. (UNIVERSITY OF NEBRASKA H.S.)**

Freshman (2018-19): Posted a 2-3 mark at the Big 12 Match Play Tournament ... earned his first career victory at the Southern Plains Intercollegiate ... carded rounds of 71, 71 and 69 for a 5-under total of 211 ... tied for 30th place at The Prestige ... carded rounds of 70, 77 and 73 for a 220 total ... tied for 45th place at the Querencia Cabo Collegiate with a 223 total ... tied for 40th place at the Valspar Collegiate with a 216 total that included a 69 during his first round ... tied for 24th place at the ASU Thunderbird Collegiate ... carded rounds of 70, 72 and 72 for a 214 tally.

Amateur: Advanced through the first stage of Web.com Tour qualifying school in 2017 with a 7-under total of 277 to tie for 22nd place ... also advanced through the first stage of qualifying school for the European Tour ... carded rounds of 71, 71, 75 and 64 ... finished seventh at the 2018 Southern Amateur with a 282 total ... finished 32nd at the 2018 Terra Cotta Invitational ... finished 31st at the Azalea Invitational in 2018 ... was named a 2017 Rolex Junior All-American honorable mention selection ... earned the No. 12 seed with rounds of 70 and 68 at the U.S. Junior Amateur in 2017 ... reached the quarterfinals of match play at the event ... tied for 19th at the 2017 Western Junior Amateur ... finished third at the 2017 Dustin

CAREER NUMBERS

Tournaments	6
Victories	1
Top-Five Finishes	1
Top-10 Finishes	1
Top-20 Finishes	1
Rounds in 60s	2



Johnson World Junior with scores of 69, 76 and 73 ... was 11th at the Junior PLAYERS Championship in 2017 with a 216 total ... tied for 28th place at the 2017 Terra Cotta Invitational ... was second at the North Carolina Open in 2017 after carding rounds of 66, 67 and 74.

Personal: Born Feb. 18, 1999 in Easley, South Carolina ... is the son of Aradhana and Kapil Gupta ... has one brother, Abhay ... also considered North Carolina, Virginia, Auburn, Georgia and SMU.

CAREER FINISHES

FALL 2018

—	Big 12 Match Play Tournament	2-3
1	Southern Plains Intercollegiate	71-71-69—211 (-5)

SPRING 2019

T30	The Prestige	70-77-73—220 (+7)
T45	Querencia Cabo Collegiate	77-74-72—223 (+10)
T40	Valspar Collegiate	69-73-74—216 (+5)
T24	ASU Thunderbird Collegiate	70-72-72—214 (+1)

CAREER STATISTICS

Year (Class)	Rds-Stks	Lo-Hi	Avg.
2018-19 (Fr.)	15-1,084	69-77	72.27
Career	15-1,084	69-77	72.27





RASMUS NEERGAARD-PETERSEN

- **SOPHOMORE**
- **5-10**
- **NIVÅ, DENMARK (KNORD LYNGBY)**

Freshman (2018-19): Finished 47th in his Cowboy debut at the Carmel Cup ... posted a 227 total ... went 0-1 at the Big 12 Match Play Tournament ... tied for 11th place at the Southern Plains Intercollegiate with a 224 total ... tied for 40th place at the Querencia Cabo Collegiate with a 222 tally ... tied for 12th place at the Broncho Invitational ... carded rounds of 74, 69 and 74 for a 217 total ... finished 12th at the Broncho Invitational after carding rounds of 74, 69 and 74 ... tied for 11th place at the ASU Thunderbird Collegiate ... posted a 2-under 211 total with scores of 71, 72 and 68.

Amateur: Won the German International Amateur Championship in 2018 ... posted scores of 65, 69, 73 and 68 en route to a six-stroke victory ... also won the 2018 Kronborg Masters ... finished second at the 2018 Danish International Amateur Championship

... finished with scores of 72, 70, 74 and 70 ... carded rounds of 72, 75, 72 and 69 to tie for second place at the 2018 European Nations Cup ... was seventh at the 2017 Junior Orange Bowl International ... won the 2017 DM Junior Danish National Championship ... posted scores of 74 and 71 ... participated at the European Boys' Team Championship in 2017 ... carded rounds of 72, 69 and 68 to win the 2017 Santa Maria Furesøpokalen ... was sixth at the German Boys Open in 2017 ... was runner-up at the 2017 Duke of York Young Champions Trophy.

CAREER NUMBERS

Tournaments	6
Victories	0
Top-Five Finishes	0
Top-10 Finishes	0
Top-20 Finishes	3
Rounds in 60s	2



Personal: Born July 3, 1999 ... is the son of Helle and Jens Neergaard-Petersen ... contemplating a degree in economics.



CAREER FINISHES

FALL 2018


47	The Carmel Cup	76-71-80—227 (+11)
—	Big 12 Match Play Tournament	0-1
T11	Southern Plains Intercollegiate	73-73-78—224 (+8)

SPRING 2019

T40	Querencia Cabo Collegiate	73-73-76—224 (+8)
12	Broncho Invitational	74-69-75—223 (+13)
T11	ASU Thunderbird Collegiate	71-72-68—211 (-2)

CAREER STATISTICS

Year (Class)	Rds-Stks	Lo-Hi	Avg.
2018-19 (Fr.)	15-1,101	68-80	73.40
Career	15-1,101	68-80	73.40




HAZEN NEWMAN

- ▶ **FRESHMAN**
- ▶ **5-10**
- ▶ **LAS VEGAS, NEVADA (ARBOR VIEW H.S.)**

Amateur: Tabbed as an honorable mention AJGA All-American in 2018 ... finished fifth at the 2019 Nevada State Match Play ... was fourth at the 2019 Junior Americas Cup as well ... finished 10th at the Ping Heather Farr Classic ... was sixth at the 2018 Ping Invitational at Karsten Creek ... also finished seventh at the AJGA Junior at Big Sky ... was the 2018 Nevada State Amateur Championship runner-up ... was also runner-up at the 2018 Callaway Golf Junior Championship ... wrestled for five years as well, capturing a freestyle state title.

Personal: Born March 6, 2001 ... is the son of Brandy and Jim Newman ... has one brother, Kash, and one sister, Kyndall ... contemplating a major in strategic communications ... also considered Oregon, Pepperdine and San Diego State.




BRIAN STARK

- ▶ **FRESHMAN**
- ▶ **5-10**
- ▶ **KINGSBURG, CALIF. (CENTRAL VALLEY CHRISTIAN)**

Amateur: Was an honorable mention AJGA All-American in 2018 ... posted rounds of 78 and 67 at the 2019 U.S. Amateur before falling in a playoff to advance to match play ... finished 13th at the Junior Invitational at Sage Valley ... has four AJGA titles to his credit ... was 13th at the 2018 Ping invitational at Karsten Creek ... finished fourth at the 2018 Western Junior Championship ... was fourth at the AJGA Junior at Superstition ... finished eighth at the Ping Heather Farr Classic ... won both the Northern California Junior Championship and ClubCorp Mission Hills Desert Junior in 2017 ... also played football and basketball.

Personal: Born Sept. 16, 2000 ... is the son of Erin and Scott Stark ... father played quarterback at Stanford ... has one brother, Tyler ... contemplating a major in sports management ... also considered Stanford, Illinois, Duke, Oregon, North Carolina and California.



DILLON STEWART

- **FRESHMAN**
- **5-6**
- **FORT COLLINS, COLORADO (FOSSIL RIDGE H.S.)**

Amateur: Captured the Colorado 5A state title as a senior after being runner-up as a junior ... posted scores of 72 and 66 for a two-shot victory ... won the Colorado Junior Amateur Championship in 2019 ... finished with scores of 66, 68 and 71 for an 11-under 205 total ... also won the 2019 Colorado Junior PGA Championship ... carded rounds of 75, 68 and 68 on his way to an eight-shot victory ... won the 2018 AJGA Junior at Big Sky and also won the 2018 Junior Americas Cup and the 2018 AJGA Hale Irwin Colorado Junior. Stewart was runner-up at the 2018 Colorado Junior Amateur Championship and ninth at the 2018 Colorado Junior PGA Championship.

Personal: Born May 19, 2001 ... is the son of Jennifer and Scott Stewart ... has one sister, Ashley ... contemplating a major in general business ... also considered Colorado, Colorado State, Kansas, Ole Miss, UCLA, Oregon State and Washington State.



RAYHAN THOMAS

- **FRESHMAN**
- **5-9**
- **DUBAI, UAE (ICADEMY MIDDLE EAST)**

Amateur: Finished ninth at the Troon Series' Al Zorah Open ... won the King Hamad Trophy, a professional event in Bahrain, with rounds of 66, 65 and 68 ... in 2018, was runner-up at the Asia-Pacific Amateur Championship and finished eighth at the World Amateur Team Championship ... was runner-up at the Dubai Creek Open, a professional event, in 2017 ... posted a 61 during the second round that included nine consecutive birdies ... his string of birdies matched the world record set by Mark Calcavecchia at the 2009 Canadian Open ... advanced to the semifinal round of the 2017 U.S. Junior Amateur ... tied for 19th place during stroke play with rounds of 72 and 69 ... in 2016, he won the Dubai Creek Open with scores of 65, 67 and 69 ... also won the 2016 Scottish Boys Open Stroke Play Championship with scores of 69, 66 and 70 ... finished third at the MahaSamutr Open was runner-up at the Mountain Creek Open, both pro events in Thailand ... was first at the 2016 Qatar Open Amateur Championship ... had top 10s in a pair of professional events in the United Arab Emirates ... was third at the Golf Citizen Classic and ninth at the Shaikh Maktoum Dubai Open.

Personal: Born Nov. 14, 1999 ... son of John Thomas and Neena Jacob ... has one sister, Sasha John ... contemplating a degree in business ... also considered Arizona State, Oregon and UCLA.



REVIEW

In 2019, the Cowboys claimed the program's 55th conference crown. OSU's victory at the Big 12 Championship was one of six team titles on the year.





2018-19 SCHEDULE & RESULTS

Date	Tournament	Course	Team Finish	Team Score	Top Individual
Aug. 31-Sept. 2	The Carmel Cup	Pebble Beach Golf Links	3rd/8	1,045 (-35)	1. Wolff, 199 (-17)
Sept. 14-16	Fighting Illini Invitational	Olympia Fields CC	1st/14	829 (-11)	1. Wolff, 204 (-6)
Oct. 12-14	Big 12 Match Play Championship	Houston Oaks	4th/10	2-1-2	Hovland, 4-1
Oct. 22-23	Royal Oaks Intercollegiate	Royal Oaks CC	1st/14	827 (-13)	1. Hovland, Wolff, 206 (-4)
Oct. 29-31	East Lake Cup	East Lake GC	4th/4	287, 0-2	1. Hovland, 68 (-4)
Feb. 7-9	Amer Ari Invitational	Kings' Course	1st/18	817 (-47)	1. Wolff, 198 (-18)
Feb. 18-20	The Prestige at PGA West	PGA West	2nd/16	844 (-8)	1. Hovland, 205 (-8)
March 3-5	Querencia Cabo Collegiate	Querencia GC	1st/13	820 (-32)	1. Eckroat, 199 (-14)
March 17-19	Valspar Collegiate Invitational	The Floridian GC	4th/15	838 (-14)	1. Wolff, 199 (-14)
April 6-7	Aggie Invitational	Traditions GC	Canceled		
April 12-13	ASU/Thunderbird Invitational	Papago GC	4th/14	850 (-2)	T11. Wolff, 211 (-2)
April 26-28	Big 12 Championship	The Greenbrier	1st/10	827 (-13)	2. Hovland, 203 (-7)
May 13-15	NCAA Regional	Univ. of Louisville GC	1st/13	838 (-14)	2. Hovland, 207 (-6)
May 24-29	NCAA Championship	Blessings GC	3rd/30	1,136 (-16)	1. Wolff, 278 (-10)

2018-19 OVERALL STROKE AVERAGES

Player	Rounds	Strokes	vs. Par	Low	High	Avg.	Top Finish
Zach Bauchou	35	2,497	+10	63	76	71.34	T2. Amer Ari Invitational
Austin Eckroat	35	2,484	-4	63	78	70.97	1. Querencia Cabo Collegiate
Aman Gupta	15	1,084	+16	69	77	72.27	1. Southern Plains Intercollegiate
Viktor Hovland	26	1,801	-44	64	76	69.27	1. Three Times
Ferdinand Muller	12	874	+19	67	79	72.83	T22. The Carmel Cup
Rasmus Neergaard-Petersen	15	1,101	+33	68	80	73.40	T11. Two Times
Matthew Wolff	35	2,404	-83	64	75	68.69	1. Six Times
Hayden Wood	35	2,520	+33	68	78	72.00	4. Royal Oaks Intercollegiate

OKLAHOMA STATE VS. THE NATION

Air Force	1-0	Illinois	2-0	Oklahoma	3-1	UCLA	1-1
Alabama	2-1	Indiana	1-0	Oregon	2-0	UNLV	3-0
Arkansas	5-0	Iowa	1-0	Oregon State	1-0	Utah	3-0
Arkansas State	1-0	Iowa State	5-0	Osaka Gakuin	1-0	UTSA	1-0
Arizona	2-0	Jacksonville State	1-0	Pepperdine	3-0	Vanderbilt	3-0-1
Arizona State	2-1	Kansas	1-1	Pacific	1-0	Wake Forest	1-1
Arizona State "B"	0-0-1	Kansas State	2-0	Purdue	1-0	West Virginia	3-0
Auburn	4-1	Kent State	1-0	Rice	1-0	Total	147-17-2
Baylor	8-1	Liberty	1-0	San Diego State	1-0		
Brigham Young	2-0	Louisville	2-0	San Jose State	1-0		
California	2-0	LSU	3-1	South Carolina	2-1		
Charlotte	1-0	Marquette	1-0	South Florida	1-0		
Clemson	1-0	Michigan	1-0	Southern California	3-0		
Colorado	2-0	Minnesota	1-0	Southern Illinois	1-0		
Duke	2-1	Mississippi	1-0	SMU	2-0		
East Tennessee State	1-0	Mississippi State	2-0	Stanford	4-1		
Florida State	3-0	New Mexico	1-0	Stirling	1-0		
Georgia	1-1	North Carolina	3-0	St. Mary's (Ca.)	1-0		
Georgia Southern	1-0	North Carolina State	1-0	TCU	5-0		
Georgia Tech	3-0	North Florida	2-0	Texas	3-3		
Hawaii	1-0	Northwestern	1-0	Texas A&M	4-0		
Hawaii-Hilo	1-0	Notre Dame	1-0	Texas Tech	4-0		
Houston	3-0	Ohio State	1-0	UC Davis	2-0		



2018-19 RESULTS

THE CARMEL CUP

Pebble Beach Golf Links • Pebble Beach, Calif. • Par 72, 6,828 Yards			
1. Oklahoma	340-336-358—1,034	1. Matthew Wolff, Okla. State	65-66-68—199
2. Georgia	352-339-345—1,036	T9. Hayden Wood, Okla. State	68-71-69—208
3. Oklahoma State	350-350-345—1,045	T19. Zach Bauchou, Okla. State	73-68-71—212
4. Arkansas	356-347-349—1,052	T22. Ferdinand Muller, Okla. State	72-74-67—213
5. TCU	354-354-352—1,060	T35. Austin Eckroat, Okla. State	72-76-70—218
6. Vanderbilt	361-352-352—1,065	47. Rasmus Neergaard-Petersen, Okla. State	76-71-80—227
7. Texas Tech	361-350-362—1,073		
8. Mississippi State	361-354-361—1,076		

OLYMPIA FIELDS/FIGHTING ILLINI INVITATIONAL

Olympia Fields CC • Olympia Fields, Ill. • Par 70, 7,281 Yards			
1. Oklahoma State	273-278-278—829	1. Matthew Wolff, Okla. State	65-69-70—204
2. Southern California	287-281-279—847	T6. Viktor Hovland, Okla. State	70-72-67—209
3. California	273-286-297—856	9. Hayden Wood, Okla. State	73-69-68—210
4. Alabama	284-283-291—858	T10. Zach Bauchou, Okla. State	70-68-73—211
5. UNLV	283-286-291—860	T27. Austin Eckroat, Okla. State	68-73-77—218

(Illinois 862, Texas A&M 865, Stanford 867, South Carolina 868, Florida State 876, Indiana 880, Purdue 886, Baylor 887, Air Force 922)

BIG 12 MATCH PLAY TOURNAMENT

Houston Oaks • Houston, Texas • Par 71, 7,007 Yards

Day 1 (Morning)

Oklahoma State (1) def. Texas Tech (8), 4-0-2
Hovland def. Ramirez, 3 and 1
Wood vs. Blomme, halved
Eckroat def. Hogan, 4 and 2
Wolff vs. Allkins, halved
Bauchou def. Braadlie, 2 and 1
Gupta def. Scott, 2 and 1
Kansas (4) def. TCU (5), 3-2-1
Oklahoma (2) def. Iowa State (7), 4-1-1
Baylor (6) def. Texas (3), 3-1-2

Day 2 (Morning)

Oklahoma State (1) vs. TCU (5), halved
Mazzoli def. Hovland, 3 and 2
Aguilera def. Neergaard-Petersen, 4 and 3
Wolff def. Springer, 7 and 5
Eckroat def. Fisher, 3 and 2
Bauchou def. Maclean, 4 and 2
Ravetto def. Gupta, 4 and 2
Texas Tech (8) def. West Virginia (9), 4-1-1
Baylor (6) def. Oklahoma (2), 4-1-1
Kansas State (10) def. Iowa State (7), 3-2-1

Day 3 (Morning)

Oklahoma State (1) vs. Kansas (4), halved
Bauchou def. Scarrow, 4 and 3
Hillier def. Gupta, 2 and 1
Eckroat def. Sigel, 1 up
Spencer def. Wolff, 5 and 4
Hovland def. Hillier, 1 up
Shepherd def. Wood, 1 up
TCU (5) def. West Virginia (9), 4-1-1
Texas (3) def. Oklahoma (2), 3-2-1
Baylor (6) def. Kansas State (10), 4-0-2

Day 1 (Afternoon)

Oklahoma State (1) def. West Virginia (9), 4-1-1
Hovland def. Grant, 3 and 2
Wood def. Sear, 3 and 1
Wolff def. Perkins, 4 and 2
Goetz def. Eckroat, 1 up
Bauchou vs. Sharpstene, halved
Gupta def. Papineau, 2 and 1
Kansas (4) def. Texas Tech (8), 3-2-1
Oklahoma (2) vs. Kansas State (10), halved
Texas (3) def. Iowa State (7), 3-2-1

Day 2 (Afternoon)

Kansas (4) vs. West Virginia (9), halved
TCU (5) def. Texas Tech (8), 4-2
Texas (3) def. Kansas State (10), 3-2-1
Baylor (6) def. Iowa State (7), 4-2

Day 3 (Championship)

Baylor (6) def. Kansas (4), 5-1
Texas (3) def. Oklahoma State (1), 3-2-1
Soosman def. Bauchou, 3 and 2
Chervony def. Gupta, 2 and 1
Hammer def. Wolff, 2 up
Eckroat vs. Jones, halved
Hovland def. Coody, 2 and 1
Wood def. Coody, 1 up
TCU (5) def. Kansas State (10)
Oklahoma (2) vs. Texas Tech (8), halved
West Virginia (9) def. Iowa State (7), 4-2



2018-19 RESULTS

ROYAL OAKS INTERCOLLEGIATE

Maridoe Golf Club • Carrollton, Texas • Par 70, 7,008 Yards

1. Oklahoma State	275-271-281—827	T1. Matthew Wolff, Okla. State	68-65-73—206
2. North Carolina State	287-278-294—859	T1. Viktor Hovland, Okla. State	69-68-69—206
3. SMU	291-283-289—863	T1. Clay Feagler, Pepperdine	70-70-66—206
4. Arkansas	281-285-301—867	4. Hayden Wood, Okla. State	68-71-68—207
5. Pepperdine	293-281-299—873	7. Austin Eckroat, Okla. State	74-67-71—212
6. North Carolina	293-282-300—875	T18. Zach Bauchou, Okla. State	70-75-73—218

(Baylor 876, Iowa 884, Minnesota 895, Kent State 897, UTSA 897, Charlotte 901, Houston 913, Michigan 918)

EAST LAKE CUP

East Lake Golf Club • Atlanta, Georgia • Par 72, 7,430 Yards

1. Duke	285	1. Viktor Hovland, Okla. State	68
2. Oklahoma State	287	T4. Austin Eckroat, Okla. State	71
3. Alabama	293	8. Matthew Wolff, Okla. State	73
4. Auburn	296	T13. Zach Bauchou, Okla. State	75
		T16. Hayden Wood, Okla. State	76

Semifinals

Alabama (3) def. Oklahoma State (2), 3-2
Hovland def. Capan, 2 and 1
Wolff def. Shore, 4 and 3
Butler def. Wood, 3 and 2
Furr def. Eckroat, 2 up
Riley, Bauchou, 4 and 3
Auburn (4) def. Duke (1), 4-1

Finals

Duke (1) def. Oklahoma State (2)
Hovland def. Smalley, 2 and 1
Pendaries def. Wolff, 4 and 3
Eaton def. Eckroat, 3 and 2
Wood def. Katz, 5 and 4
Dwivedi def. Bauchou, 2 up
Auburn (4) def. Alabama (3), 4-1

AMER ARI INVITATIONAL

Waikoloa Kings' Course • Waikoloa, Hawaii • Par 72, 7,074 Yards

1. Oklahoma State	267-273-277—817	1. Matthew Wolff, Okla. State	69-64-65—198
2. Auburn	279-274-274—827	T2. Zach Bauchou, Okla. State	63-70-68—201
3. Texas	281-265-283—829	8. Viktor Hovland, Okla. State	66-67-72—205
4. Southern California	277-268-289—834	T30. Austin Eckroat, Okla. State	69-72-72—213
4. Oregon	271-281-282—834	T54. Ferdinand Muller, Okla. State*	69-76-72—217
6. Texas Tech	269-283-283—835	T66. Hayden Wood, Okla. State	73-74-72—219

(TCU 850, Georgia Tech, 851, Oregon State 851, Utah 861, Osaka Gakuin 863, Pacific 864, Stanford 866, San Jose State 868, Colorado 872, UC Davis 873, Hawaii-Hilo 881, Hawaii 891)

THE PRESTIGE PRESENTED BY CHARLES SCHWAB

PGA West Greg Norman Course • La Quinta, Calif. • Par 71, 7,100 Yards

1. LSU	279-280-279—838	1. Viktor Hovland, Okla. State	68-71-66—205
2. Oklahoma State	278-284-282—844	T3. Austin Eckroat, Okla. State	68-70-70—208
3. Pepperdine	289-281-287—857	T14. Matthew Wolff, Okla. State	69-75-71—215
4. UCLA	286-285-295—866	T30. Zach Bauchou, Okla. State	73-71-76—220
5. Oregon	290-284-295—869	T30. Aman Gupta, Okla. State*	70-77-73—220
T6. Iowa State	302-299-275—876	T47. Hayden Wood, Okla. State	77-72-75—224
T6. Stanford	291-294-291—876		

(Arkansas 883, Northwestern 884, Stirling 888, East Tennessee State 888, Notre Dame 890, Stanford 892, Utah 897, UC Davis 898, San Diego State 899)



2018-19 RESULTS

QUERENCIA CABO COLLEGIATE

Querencia Golf Club • San Jose Del Cabo, Mexico • Par 71, 6,898 Yards			
1. Oklahoma State	277-269-274—820	1. Austin Eckroat, Okla. State	69-63-67—199
2. Arizona State	269-287-272—828	2. Matthew Wolff, Okla. State	67-70-64—201
3. Baylor	278-277-288—843	6. Hayden Wood, Okla. State	69-68-71—208
4. Vanderbilt	285-287-286—858	T15. Zach Bauchou, Okla. State	72-68-72—212
5. Arizona	287-282-293—862	T40. Rasmus Neergaard-Petersen, Okla. State*	73-73-76—222
6. LSU	289-286-288—863	T45. Aman Gupta, Okla. State	77-74-72—223

(Ole Miss 866, Florida State 868, Houston 880, Arkansas 885, Rice 895, Texas A&M 895, Alabama 914)

VALSPAR COLLEGIATE

Floridian Golf Club • Palm City, Florida • Par 71, 6,921 Yards			
1. Wake Forest	278-270-279—827	1. Matthew Wolff, Okla. State	65-66-68—199
2. Auburn	281-276-276—833	T5. Viktor Hovland, Okla. State	67-67-72—206
3. South Carolina	278-271-288—837	T37. Austin Eckroat, Okla. State	74-70-71—215
4. Oklahoma State	279-275-284—838	T40. Aman Gupta, Okla. State*	69-73-74—216
5. Vanderbilt	285-271-285—841	T55. Zach Bauchou, Okla. State	73-73-74—220
6. Texas A&M	284-275-287—846	T63. Hayden Wood, Okla. State	77-72-73—222

(Duke 847, Texas 847, Florida State 848, Baylor 848, LSU 853, Georgia Tech 855, Houston 863, Arkansas 869, South Florida 883)

ASU THUNDERBIRD COLLEGIATE

Papago Golf Course • Phoenix, Arizona • Par 71, 7,333 Yards			
1. Arizona State	277-278-277—832	1. Chun An Yu, Arizona State	66-67-68—201
2. Texas	288-276-280—844	T11. Matthew Wolff, Okla. State	70-67-74—211
3. UCLA	283-284-278—845	T11. Rasmus Neergaard-Petersen, Okla. State*	71-72-68—211
4. Oklahoma State	291-274-285—850	T24. Aman Gupta, Okla. State	70-72-72—214
4. Arizona State "B"	285-282-283—850	T24. Hayden Wood, Okla. State	77-68-69—214
6. North Carolina	288-281-283—852	T37. Zach Bauchou, Okla. State	76-67-74—217
7. Iowa State	286-285-284—855	T51. Austin Eckroat, Okla. State	75-76-70—221
8. Baylor	285-281-290—856	T51. Ferdinand Müller, Okla. State*	71-77-73—221

(Marquette 861, St. Mary's (Ca) 865, UNLV 866, Brigham Young 869, Colorado 874, Utah 877)

BIG 12 CHAMPIONSHIP

The Greenbrier • White Sulphur Springs, W. Va. • Par 70, 7,201 Yards			
1. Oklahoma State	278-268-281—827	1. Hayden Springer, TCU	64-68-70—202
2. TCU	273-281-284—838	2. Viktor Hovland, Okla. State	68-64-71—203
3. Oklahoma	282-276-284—842	7. Matthew Wolff, Okla. State	70-67-71—208
3. Texas	281-277-284—842	T14. Austin Eckroat, Okla. State	69-69-73—211
5. Texas Tech	284-282-278—844	T14. Zach Bauchou, Okla. State	73-68-70—211
6. Baylor	293-274-279—846	T31. Hayden Wood, Okla. State	71-77-69—217

(Kansas State 847, Iowa State 856, Kansas 860, West Virginia 864)



2018-19 RESULTS

NCAA LOUISVILLE REGIONAL

Univ. of Louisville GC • Louisville, Ky. • Par 71, 7,217 Yards

1. Oklahoma State	278-283-277—838	1. Tripp Kinney, Iowa State	69-65-72—206
2. Auburn	276-277-289—842	T2. Viktor Hovland, Okla. State	68-69-70—207
3. Baylor	280-288-277—845	T6. Austin Eckroat, Okla. State	69-73-67—209
4. Louisville	280-291-288—859	T12. Zach Bauchou, Okla. State	70-72-69—211
5. North Florida	292-285-283—860	T18. Matthew Wolff, Okla. State	72-69-71—212
6. West Virginia	286-293-283—862	T35. Hayden Wood, Okla. State	71-73-74—218

(Mississippi State 866, Iowa State 867, Arizona 869, Southern Illinois 877, Arkansas State 878, New Mexico 881, Jacksonville State 886)

NCAA CHAMPIONSHIP

Blessings GC • Fayetteville, Ark. • Par 72, 7,550 Yards

1. Oklahoma State	290-276-286-284—1136	1. Matthew Wolff, Okla. State	73-66-70-69—278
2. Vanderbilt	307-288-287-285—1167	T8. Zach Bauchou, Okla. State	73-71-70-75—289
3. Wake Forest	296-297-288-291—1172	T8. Austin Eckroat, Okla. State	69-69-73-78—289
4. Texas	298-290-289-303—1180	T15. Viktor Hovland, Okla. State	75-70-76-71—292
5. Oklahoma	305-287-288-300—1180	T30. Hayden Wood, Okla. State	78-77-73-69—297

(Stanford 1189, Texas A&M 1192, SMU 1196, Clemson 1196, California 1197, Pepperdine 1199, Auburn 1200, Ohio State 1201, Southern California 1202, TCU 1205 — Arizona State 901, South Carolina 902, Georgia Tech 903, North Carolina 904, Liberty 906, UNLV 906, North Florida 907, LSU 907, Georgia 911, Duke 912, Georgia Southern 913, Baylor 915, Illinois 915, Louisville 932, BYU 938)

Quarterfinals

Vanderbilt (2) def. Texas A&M (7), 3-2
Stanford (6) def. Wake Forest (3), 3-2
Oklahoma State (1) def. SMU (8), 4-1
Viktor Hovland def. B. Wong, 5&4
Matthew Wolff def. N. Goodwin, 2&1
Hayden Wood def. O. Osborne, 2&1
Austin Eckroat def. J. Markham, 2&1
M. Meissner def. Zach Bauchou, 3&2
Texas (4) def. Oklahoma (5), 3-2

Semifinals

Texas (5) def. Oklahoma State (1), 3-2
Viktor Hovland def. S. Soosman, 2&1
C. Hammer def. Matthew Wolff, 4&3
P. Coody def. Hayden Wood, 5&4
Austin Eckroat def. P. Coody, 3&2
S. Chervony def. Zach Bauchou, 19 holes
Stanford (6) def. Vanderbilt (2), 3-2

Championship

Stanford (6) def. Texas (5), 3-2



Viktor Hovland was Low Amateur at both The Masters (pictured) and the U.S. Open in 2019.



Matthew Wolff became OSU's first NCAA individual champion since 2006 with his victory at The Blessings in Fayetteville, Ark.



HONORS

In 2019, Viktor Hovland and Matthew Wolff swept the national player of the year awards, marking the first time OSU had done so since Hunter Mahan in 2003.





ALL-AMERICANS BY SCHOOL

School	1st Team	2nd Team	3rd Team	Total
Oklahoma State	61	36	35	132
Houston	30	26	16	72
Georgia	21	29	18	68
Arizona State	26	23	18	67
Southern California	23	19	21	63
Florida	28	17	17	62
Wake Forest	23	16	17	56
Texas	23	14	18	55
Stanford	15	19	18	52
Brigham Young	14	20	14	48
Georgia Tech	19	14	11	44
Ohio State	15	12	14	41
Clemson	16	10	8	34
Arizona	12	8	8	28
North Carolina	6	11	11	28
Alabama	9	11	6	26
UCLA	7	11	8	26
Oklahoma	5	14	6	25
New Mexico	5	10	9	24
UNLV	10	7	7	24
Illinois	8	6	8	22
LSU	6	6	9	21
Texas A&M	4	7	10	21
Fresno State	3	11	6	20
Florida State	5	7	7	19
California	11	4	3	18
Oregon	7	8	3	18
Indiana	7	7	3	17
San Diego State	2	7	8	17
East Tennessee State	5	4	7	16
N.C. State	4	6	6	16
Purdue	7	5	4	16
San Jose State	5	5	6	16
Minnesota	4	4	7	15
TCU	5	2	8	15
Auburn	4	5	5	14
Duke	1	7	6	14
Vanderbilt	6	2	6	14
Washington	7	3	4	14
Arkansas	4	3	6	12
South Carolina	1	6	5	12
Augusta	2	5	3	10
Northwestern	6	3	1	10
Tennessee	0	3	7	10
Colorado	1	4	4	9
Georgia Southern	4	1	4	9
Kent State	1	4	4	9
Oral Roberts	1	4	4	9
North Texas	1	2	6	9
Virginia Tech	1	3	5	9
UTEP	0	4	4	8
Texas Tech	2	3	3	8
Virginia	1	3	4	8
SMU	1	3	4	8
Central Florida	2	4	1	7
Michigan	0	4	3	7
Mississippi	4	3	0	7
Wichita State	1	3	3	7
Baylor	1	1	4	6
Lamar	4	1	1	6
Maryland	3	0	3	6
Michigan State	0	1	5	6
Cal State L.A.	3	2	0	5
Pepperdine	1	1	3	5
Yale	0	1	4	5
Penn State	0	2	3	5

School	1st Team	2nd Team	3rd Team	Total
Alabama-Birmingham	1	2	1	4
Coastal Carolina	2	0	2	4
Georgia State	1	1	2	4
Kentucky	1	1	2	4
Missouri	0	2	2	4
North Florida	0	2	2	4
Tulsa	0	3	1	4
Temple	0	0	4	4
Ball State	0	1	2	3
Furman	2	1	0	3
Louisville	0	1	2	3
Miami (Fla.)	1	0	2	3
New Mexico State	1	0	2	3
Pacific	0	1	2	3
South Alabama	1	0	2	3
Hamilton	2	0	0	2
Utah State	2	0	0	2
Miami (Ohio)	1	1	0	2
Pennsylvania	1	1	0	2
Houston Baptist	1	0	1	2
Centenary	1	0	1	2
Chattanooga	1	1	0	2
Syracuse	1	0	1	2
Weber State	1	0	1	2
Wisconsin	1	0	1	2
Alabama State	0	2	0	2
Dartmouth	0	0	2	2
Colorado State	0	0	2	2
SW Louisiana	0	0	2	2
Lipscomb	0	0	2	2
Long Beach State	0	1	1	2
Notre Dame	0	1	1	2
Iowa	0	1	1	2
Memphis	0	0	2	2
Ohio	0	0	2	2
Princeton	0	0	2	2
San Diego	1	0	1	2
Seattle	0	0	2	2
South Florida	0	0	2	2
Marquette	1	0	0	1
Oregon State	1	0	0	1
Texas State	1	0	0	1
Santa Clara	1	0	0	1
UC Irvine	1	0	0	1
Boise State	0	1	0	1
College of Charleston	0	1	0	1
Charlotte	0	1	0	1
Iowa State	0	1	0	1
Kennesaw State	0	1	0	1
Nebraska	0	1	0	1
Northern Illinois	0	1	0	1
San Francisco	0	1	0	1
Toledo	0	1	0	1
Air Force	0	0	1	1
Hartford	0	0	1	1
Kansas	0	0	1	1
Liberty	0	0	1	1
Loyola Marymount	0	0	1	1
Marshall	0	0	1	1
McNeese State	0	0	1	1
Middle Tennessee St.	0	0	1	1
Rice	0	0	1	1
UC Santa Barbara	0	0	1	1
UMKC	0	1	0	1
Virginia State	0	0	1	1
Western Carolina	0	0	1	1
Winthrop	0	0	1	1

* Counting "Honorable Mention" selections, OSU has a total of 185 All-American selections.

* 1958 was first year All-Americans were recognized



ALL-AMERICANS FOR SELECT PROGRAMS SINCE 1974

Year	OSU	Arizona St.	Clemson	Florida	Ga. Tech	Georgia	Alabama	USC	UCLA	Stanford	Texas
1974	1, 3	2		1, 2, 3		1		1, 2, 3		3	
1975	1, 2, 3	3		1, 1			1	2, 2, 2		3	3
1976	1, 2, 2	3		1		2, 3		1		3	
1977	1, 1, 2, 3	1, 2		3		1, 3		1, 3		2	
1978	1, 1, 2	2				1, 2, 3	3	2, 3	3	2, 3	3
1979	1, 2, 3	1, 2						2	1		
1980	1, 2, 3, 3	2, 3	2	1		3		2, 2, 3			3
1981	1, 2	2						1, 3			
1982	1, 2, 3, 3	3					2	1, 3	1, 1, 2		2, 3
1983	1, 1, 2, 3	1				3	2, 3	2	1, 2		1, 1, 2
1984	1, 2, 2	1	2			1, 3		1, 3	3		2
1985	1, 2			3, 3	3	2			1	3	2
1986	1, 1, 3	2, 2		3		1		1			
1987	1, 1, 1, 3	1	3						3		1
1988	1, 1, 2	1	1, 2		3	2			2		1
1989	1, 3	1, 3	1, 2	3		1					
1990	1, 1, 2	1, 2, 3	1, 3	1, 1, 3	1	2					3
1991	1, 3, 3	1, 3	3		1	1, 3		2			2
1992	2	1, 2, 3		3	1, 2		1			3, 3	1, 3
1993	1	1	2	1, 2	1, 2		2			3	1, 3
1994	1, 1, 3	1, 2		3	2					1, 2, 2	1
1995	1, 1, 3	3		2	1					1, 2	
1996	2, 2, 3, 3			2, 3				1		1	1
1997	1, 2, 2	1, 1	1, 1		3			3, 3		1	1
1998	3, 3	2	1		1, 1	1				1	3
1999	1, 2	2, 2	1, 1	2	1	1, 3			3	1	1
2000	1, 2, 3	1	1, 2, 3		1, 1	2, 3					1
2001	1	1, 2		1, 3	1, 3	1, 2, 2, 3, 3		2			
2002	1		1, 2	1	1, 2, 3	1		2			2, 3
2003	1	1	1, 2, 3	3	1				2		3
2004	2	2, 3	2	1, 1	3				2		1
2005	1, 2, 3, 3	3		1	1, 2, 2	2, 2, 2					
2006	1, 1	1, 3		1, 1, 2, 3	2, 3	1, 2		2	2	3	
2007		1, 2	1	1	2, 2	1, 1, 2	2	1	2, 3	2, 2, 3, 3	
2008	1			2	2	2, 2, 2, 3	1	1, 1	1, 3	1, 3	3
2009	1, 1, 3		1	1	1	2, 2, 2, 3	2	1	2	2	
2010	1, 2, 2	3				1, 2	2			3	3, 3
2011	1, 1, 1			1, 2, 3	1, 2, 2	2	1, 2		1, 3	1	3
2012				2	3		1, 2, 3		2, 2	1, 2	1, 1, 3
2013					3, 3		1, 2, 2		2, 3	1, 3	1
2014	2, 3				1, 2		1, 1, 2, 3	3		1, 1	
2015		1, 1			1	1	1	3	2	1	1, 2
2016	3	1	3	1		1, 3	1	2		1	1, 2, 2
2017			3	2				2, 2, 3		1	2, 3
2018	1, 1, 2		2				3, 3	1			1
2019	1, 1, 3	1	1		2, 3	2		1		2, 2	1

TOTAL NUMBER OF ALL-AMERICANS

Team	OSU	Arizona St.	Clemson	Florida	Ga. Tech	Georgia	Alabama	USC	UCLA	Stanford	Texas
1st Team	51	23	16	19	18	17	10	14	7	15	19
2nd Team	28	17	10	10	14	21	11	16	13	11	10
3rd Team	27	13	7	14	11	12	6	12	8	14	16
Total	106	53	33	43	43	50	27	42	28	40	45

NUMBER OF SEASON WITH AT LEAST TWO FIRST-TEAM ALL-AMERICANS

OSU	Arizona St.	Clemson	Florida	Ga. Tech	Georgia	Alabama	USC	UCLA	Stanford	Texas
14*	2	3	4	2	2	1	1	1	1	2

NUMBER OF SEASON WITH AT LEAST ONE FIRST-TEAM ALL-AMERICAN

OSU	Arizona St.	Clemson	Florida	Ga. Tech	Georgia	Alabama	USC	UCLA	Stanford	Texas
35	21	13	15	16	16	9	13	6	14	17


*— Includes the 1987 and 2011 season, when OSU became the only school ever to place three players on the All-America first team.

FACTS & FIGURES

- OSU had at least one first-team All-American every year from 1970 through '91, an NCAA-record string of 22 years.

- On an NCAA-record 12 occasions, OSU has had at least two first-team All-Americans in the same year (1977-78-83-86-87-88-90-94-95-06-09-11).

THREE-TIME FIRST-TEAM ALL-AMERICANS



Lindy Miller (1976-77-78)



Bob Tway (1979-80-81)



Scott Verplank (1984-85-86)



Kevin Wentworth (1989-90-91)



TWO-TIME FIRST-TEAM ALL-AMERICANS



Bob Dickson
1965-66



Mark Hayes
1970-71



Danny Edwards
1972-73



David Edwards
1978-79



Willie Wood
1982-83



Brian Watts
1986-87




Michael Bradley
1987-88



Chris Tidland
1993-95




Alan Bratton
1994-95



Charles Howell
1999-2000



Hunter Mahan
2002-2003




Pablo Martin
2005-2006




Rickie Fowler
2008-2009



Morgan Hoffmann
2009-2011



Peter Uihlein
2010-2011




Viktor Hovland
2018-19



Matthew Wolff
2018-19

ONE-TIME FIRST-TEAM ALL-AMERICANS



Earl Moeller
1953*



Ab Justice
1958



Labron Harris, Jr.
1961



George Hixon
1964



Grier Jones
1968



Tom Jones
1974




Jaime Gonzalez
1975



Tommy Moore
1983



Tim Fleming
1987



E.J. Pfister
1988



Craig Hainline
1990




Kris Cox
1994




Bo Van Pelt
1997



Anders Hultman
2001



Jonathan Moore
2006



Kevin Tway
2011

*Moeller won the 1953 NCAA five years before All-America teams were recognized.



ALL-AMERICA SELECTIONS

While four Cowboys have been named first-team All-Americans three times, 13 Cowboys have earned some sort of All-America recognition in each of their four years at OSU. Scott Verplank came the closest to being a four-time first-team All-American as he was first team three times and second team as a freshman. Here is a look at All-America honors regardless of first-team, second-team, etc.

FOUR-TIME ALL-AMERICANS

Alan Bratton	(2nd-HM-1st-1st)
Jaime Gonzalez	(3rd-1st-2nd-3rd)
Tom Jones	(1st-2nd-2nd-2nd)
Edward Loar	(2nd-3rd-2nd-2nd)
Lindy Miller	(3rd-1st-1st-1st)
Jordan Niebrugge	(HM-HM-HM-HM)
Chris Tidland	(HM-1st-HM-1st)
Kevin Tway	(HM-HM-2nd-1st)
Scott Verplank	(2nd-1st-1st-1st)
Brian Watts	(2nd-1st-1st-2nd)
Kevin Wentworth	(HM-1st-1st-1st)
Leif Westerberg	(HM-HM-2nd-2nd)
Willie Wood	(3rd-2nd-1st-1st)

THREE-TIME ALL-AMERICANS

Rafael Alarcon	(HM-3rd-2nd)
Zach Bauchou	(HM-2nd-HM)
Michael Bradley	(3rd-1st-1st)
Kris Cox	(1st-HM-3rd)
Bob Dickson	(HM-1st-1st)
Andy Dillard	(3rd-3rd-2nd)
Danny Edwards	(3rd-1st-1st)
Ted Goin	(HM-3rd-3rd)
Craig Hainline	(1st-3rd-HM)
Britt Harrison	(HM-2nd-2nd)
Morgan Hoffmann	(1st-2nd-1st)
Mike Holder	(HM-3rd-3rd)
Viktor Hovland	(HM-1st-1st)

Charles Howell	(3rd-1st-1st)
Anders Hultman	(3rd-1st-HM)
Trip Kuehne	(3rd-3rd-2nd)
Trent Leon	(HM-HM-3rd)
Tyler Leon	(HM-2nd-HM)
Pablo Martin	(1st-1st-HM)
Bob May	(3rd-2nd-HM)
Tommy Moore	(3rd-1st-2nd)
E.J. Pfister	(HM-3rd-1st)
Bob Tway	(1st-1st-1st)
Kristoffer Ventura	(3rd-HM-HM)
Jimmy Wright	(2nd-2nd-2nd)

TWO-TIME ALL-AMERICANS

Chris Cole	(3rd-HM)
Scott DeSerrano	(HM-3rd)
Austin Eckroat	(HM-3rd)
David Edwards	(1st-1st)
Dave Eichelberger	(2nd-2nd)
Rickie Fowler	(1st-1st)
Brian Guetz	(3rd-HM)
Labron Harris, Jr.	(2nd-1st)
Mark Hayes	(1st-1st)
George Hixon	(2nd-1st)
Hunter Mahan	(1st-1st)
Pär Nilsson	(HM-HM)
Alex Norén	(HM-3rd)
Zack Robinson	(HM-3rd)

Peter Uihlein	(1st-1st)
Bo Van Pelt	(1st-HM)
Matthew Wolff	(1st-1st)

ONE-TIME ALL-AMERICANS

Don Bliss	(HM)
Jaxon Brigman	(HM)
Roger Brown	(HM)
Richard Canon	(3rd)
Wyndham Clark	(2nd)
Ian Davis	(HM)
Henry DeLozier	(2nd)
Cotton Dunn	(HM)
Tim Fleming	(1st)
Talor Gooch	(3rd)
Jim Hardy	(3rd)
Grier Jones	(1st)
Ab Justice	(1st)
Brandon Knight	(HM)
Landry Mahan	(HM)
Jonathan Moore	(1st)
Stratton Nolen	(HM)
Zachary Olsen	(HM)
Tracy Phillips	(2nd)
Carl Suneson	(HM)
Jeff Walser	(3rd)
David White	(HM)
Trent Whitekiller	(HM)
Casey Wittenberg	(2nd)

ALL-AMERICA SELECTIONS BY YEAR

1953	Earl Moeller, So., 1st
1958	Ab Justice, Sr., 1st
1959	Jimmy Wright, So., 2nd
1960	Jimmy Wright, Jr., 2nd
1961	Labron Harris Jr., Jr., 2nd Jimmy Wright, Sr., 2nd Cotton Dunn, Sr., Hon. Men.
1962	Labron Harris Jr., Sr., 1st Richard Canon, Sr., 3rd
1963	George Hixon, Jr., 2nd
1964	George Hixon, Sr., 1st Dave Eichelberger, Jr., 2nd Bob Dickson, So., Hon. Men.
1965	Bob Dickson, Jr., 1st Dave Eichelberger, Sr., 2nd
1966	Bob Dickson, Sr., 1st Jim Hardy, Sr., 3rd
1967	Roger Brown, Sr., Hon. Men.
1968	Grier Jones, Sr., 1st Mike Holder, So., Hon. Men.
1969	Mike Holder, Jr., 3rd
1970	Mark Hayes, Jr., 1st Mike Holder, Sr., 3rd
1971	Mark Hayes, Sr., 1st Danny Edwards, So., 3rd Ted Goin, Jr., Hon. Men.
1972	Danny Edwards, Jr., 1st Chris Cole, Jr., 3rd Ted Goin, Jr., 3rd
1973	Danny Edwards, Sr., 1st Henry DeLozier, So., 2nd

	Ted Goin, Sr., 3rd Chris Cole, Sr., Hon. Men.
1974	Tom Jones, Fr., 1st Jaime Gonzalez, Fr., 3rd Don Bliss, Sr., Hon. Men.
1975	Jaime Gonzalez, So., 1st Tom Jones, So., 2nd Lindy Miller, Fr., 3rd
1976	Lindy Miller, So., 1st Tom Jones, Jr., 2nd Jaime Gonzalez, Jr., 2nd Britt Harrison, Fr., Hon. Men.
1977	Lindy Miller, Jr., 1st David Edwards, Jr., 1st Tom Jones, Sr., 2nd Jaime Gonzalez, Sr., 3rd
1978	Lindy Miller, Sr., 1st David Edwards, Sr., 1st Britt Harrison, Jr., 2nd Rafael Alarcon, So., Hon. Men.
1979	Bob Tway, So., 1st Britt Harrison, Jr., 2nd Rafael Alarcon, Jr., 3rd
1980	Bob Tway, Jr., 1st Rafael Alarcon, Sr., 2nd Jeff Walser, Sr., 3rd Willie Wood, Fr., 3rd
1981	Bob Tway, Sr., 1st Willie Wood, So., 2nd
1982	Willie Wood, Jr., 1st Tracy Phillips, Fr., 2nd



Rickie Fowler

ALL-AMERICA SELECTIONS BY YEAR



Tommy Moore

	Tommy Moore, So., 3rd	
	Andy Dillard, So., 3rd	
1983	Willie Wood, Sr., 1st	
	Tommy Moore, Jr., 1st	
	Scott Verplank, Fr., 2nd	
	Andy Dillard, Jr., 3rd	
1984	Scott Verplank, So., 1st	
	Tommy Moore, Sr., 2nd	
	Andy Dillard, Sr., 2nd	
1985	Scott Verplank, Jr., 1st	
	Brian Watts, Fr., 2nd	
1986	Scott Verplank, Sr., 1st	
	Brian Watts, So., 1st	
	Michael Bradley, So., 3rd	
	E.J. Pfister, So., Hon. Men.	
1987	Brian Watts, Jr., 1st	
	Michael Bradley, Jr., 1st	
	Tim Fleming, Sr., 1st	
	E.J. Pfister, Jr., 3rd	
1988	Michael Bradley, Sr., 1st	
	E.J. Pfister, Sr., 1st	
	Brian Watts, Sr., 2nd	
	Carl Suneson, Jr., Hon. Men.	
	Kevin Wentworth, Fr., Hon. Men.	
1989	Kevin Wentworth, So., 1st	
	Bob May, So., 3rd	
1990	Kevin Wentworth, Jr., 1st	
	Craig Hainline, Fr., 1st	
	Bob May, Jr., 2nd	
	David White, Sr., Hon. Men.	
	Scott De Serrano, Fr., Hon. Men.	
1991	Kevin Wentworth, Sr., 1st	
	Craig Hainline, So., 3rd	
	Scott De Serrano, So., 3rd	
	Bob May, Sr., Hon. Men.	
1992	Alan Bratton, Fr., 2nd	
	Jaxon Brigman, Jr., Hon. Men.	
	Craig Hainline, Jr., Hon. Men.	
	Chris Tidland, Fr., Hon. Men.	

ALL-AMERICA BREAKDOWN

	1st	2nd	3rd	HM	Total
Fresh.	7	7	4	12	30
Soph.	15	6	12	13	46
Junior	20	13	9	14	56
Senior	19	10	10	14	53
TOTAL	61	36	35	53	185

1993	Chris Tidland, So., 1st	
	Alan Bratton, So., Hon. Men.	
	Brandon Knight, Jr., Hon. Men.	
1994	Alan Bratton, Jr., 1st	
	Kris Cox, So., 1st	
	Trip Kuehne, So., 3rd	
	Chris Tidland, Jr., Hon. Men.	
	Leif Westerberg, Fr., Hon. Men.	
1995	Alan Bratton, Sr., 1st	
	Chris Tidland, Sr., 1st	
	Trip Kuehne, Jr., 3rd	
	Kris Cox, Jr., Hon. Men.	
	Leif Westerberg, So., Hon. Men.	
1996	Leif Westerberg, Jr., 2nd	
	Trip Kuehne, Sr., 2nd	
	Kris Cox, Sr., 3rd	
	Brian Guetz, Jr., 3rd	
1997	Bo Van Pelt, Jr., 1st	
	Edward Loar, Fr., 2nd	
	Leif Westerberg, Sr., 2nd	
	Brian Guetz, Sr., Hon. Men.	
1998	Edward Loar, So., 3rd	
	Charles Howell, Fr., 3rd	
	Bo Van Pelt, Sr., Hon. Men.	
1999	Charles Howell, So., 1st	
	Edward Loar, Jr., 2nd	
2000	Charles Howell, Jr., 1st	
	Edward Loar, Sr., 2nd	
	Anders Hultman, So., 3rd	
	Landry Mahan, Sr., Hon. Men.	
2001	Anders Hultman, Jr., 1st	
	Pär Nilsson, Fr., Hon. Men.	
2002	Hunter Mahan, So., 1st	
	Anders Hultman Sr., Hon. Men.	
	Pär Nilsson, So., Hon. Men.	
2003	Hunter Mahan, Jr., 1st	
	Zack Robinson, Fr., Hon. Men.	
2004	Casey Wittenberg, Fr., 2nd	
	Tyler Leon, Fr., Hon. Men.	
	Alex Norén, Jr., Hon. Men.	
2005	Pablo Martin, Fr., 1st	
	Tyler Leon, So., 2nd	
	Alex Norén, Sr., 3rd	
	Zack Robinson, Jr., 3rd	
2006	Pablo Martin, So., 1st	
	Jonathan Moore, Fr., 1st	
	Tyler Leon, Jr., Hon. Men.	
2007	Trent Leon, So., Hon. Men.	
	Pablo Martin, Jr., Hon. Men.	
2008	Rickie Fowler, Fr., 1st	
	Trent Leon, Jr., Hon. Men.	
	Trent Whitekiller, So., Hon. Men.	
	Kevin Tway, Fr., Hon. Men.	
2009	Rickie Fowler, So., 1st	
	Morgan Hoffmann, Fr., 1st	
	Trent Leon, Sr., 3rd	
	Kevin Tway, So., Hon. Men.	
2010	Peter Uihlein, So., 1st	
	Morgan Hoffmann, So., 2nd	
	Kevin Tway, Jr., 2nd	
2011	Morgan Hoffmann, Jr., 1st	
	Kevin Tway, Sr., 1st	
	Peter Uihlein, Jr., 1st	
2013	Ian Davis, Jr. (HM)	
	Jordan Niebrugge, Fr. (HM)	
2014	Wyndham Clark, RS-Fr., (2nd)	
	Talor Gooch, Sr., (3rd)	
	Jordan Niebrugge, So., (HM)	



Morgan Hoffmann

2015	Jordan Niebrugge, Jr., (HM)	
2016	Kristoffer Venutra, So., (3rd)	
	Jordan Niebrugge, Sr., (HM)	
	Stratton Nolen, So., (HM)	
2017	Zach Bauchou, So., (HM)	
	Viktor Hovland, Fr., (HM)	
	Zachary Olsen, Sr., (HM)	
	Kristoffer Ventura, Jr., (HM)	
2018	Viktor Hovland, So., 1st	
	Matthew Wolff, Fr., 1st	
	Zach Bauchou, Jr., (2nd)	
	Austin Eckroat, Fr., (HM)	
	Kristoffer Ventura, Sr., (HM)	
2019	Viktor Hovland, Jr., 1st	
	Matthew Wolff, So., 1st	
	Austin Eckroat, So., (3rd)	
	Zach Bauchou, Sr., (HM)	



Hunter Mahan

LABRON HARRIS' ALL-AMERICANS



Labron Harris, Sr.
Golf Coach, 1946-73



Ab Justice
OSU's 1st Official AA, 1958
Oklahoma City, Capitol Hill



Jimmy Wright
2nd Team, 1959, 60, 61
Enid



Bob Dickson
Honorable Mention, 1964
1st Team, 1965-66
Muskogee



Jim Hardy
3rd Team, 1966
Hutchinson, KS



Roger Brown
Honorable Mention, 1967
Arkansas City, KS



Cotton Dunn
Honorable Mention, 1961
Duncan



Richard Canon
3rd Team, 1962
San Angelo, TX



Danny Edwards
3rd Team, 1971
1st Team, 1972-73
Edmond



Labron Harris, Jr.
1st Team, 1962
2nd Team, 1961
Stillwater



George Hixon
2nd Team, 1963
1st Team, 1964
Oklahoma City, Harding



Dave Eichelberger
2nd Team, 1964-65
Waco, TX



Grier Jones
1st Team, 1968
Wichita, KS



Mike Holder
Honorable Mention, 1968
3rd Team, 1969-70
Ardmore



Mark Hayes
1st Team, 1970-71
Oklahoma City
Northeast



Ted Goin
Hon. Mention, 1971
3rd Team, 1972 & 1973
Seminole



Chris Cole
3rd Team, 1972
Honorable Mention, 1973
Frederick



Henry DeLozier
2nd Team, 1973
Stillwater



OSU ALL-AMERICANS

TOM JONES - TULSA, OKLAHOMA

1st Team All-America	1974
2nd Team All-America	1975, 76, 77
Big 8 Champion	1975
Big 8 Runner-up	1974, 76, 77
Trans-Mississippi Amateur Champion	1974

Year	Rounds-Strokes	Low-High	Average
1973-74	43-3144	68-80	73.12
1974-75	37-2719	68-78	73.48
1975-76	27-1957	67-77	72.48
1976-77	28-2050	68-79	73.21
Career	135-9870	67-80	73.11



Fall 1973

13th	Tucker Intercollegiate	80-76-73-71-300
8th	Harvey Penick Inv.	72-71-73-216

Spring 1974

	Pan American	75-71-76-222
1st	Border Olympics	68-69-72-73-282
2nd	Cowboy Invitational	71-73-144
2nd	Sooner Invitational	70-74-144
10th	Aztec Invitational	74-72-75-221
16th	Morris Williams	75-72-76-223
	Oklahoma Intercollegiate	220
t 2nd	Wheatshocker Inv.	142
t 58th	All-American	77-74-76-74-301
	Sun Devil Intercollegiate	218
t 2nd	Big 8 Championship	73-73-76-220
t 8th	NCAA Championship	76-71-73-71-291

Fall 1974

	All College	220
	Ohio State Classic	233

Spring 1975

	Pan American	72-75-75-222
t 1st	Four States Invitational	74-76-72-70-292
1st	Sooner Invitational	72-70-76-218
t 4th	Cowboy Invitational	72-71-143
2nd	Mike McKenzie Inv.	73-68-141
	Mike McKenzie Intercollegiate	74-77-70-221
8th	Oklahoma Intercollegiate	76-71-76-223
	All-American	76-76-74-78-304
	Sun Devil	73-71-72-216
1st	Big 8 Championship	72-74-71-217
t 4th	NCAA Championship	73-70-70-77-290

Fall 1975

	All College	212
	OU Dual	70

Spring 1976

	Pan American	77-74-71-222
1st	New Mexico State	73-69-69-211
t 8th	Morris Williams	72-72-71-217
	All-American	67-75-76-74-292
	Sun Devil Classic	72-71-75-218
2nd	Big 8 Championship	73-71-76-220
	NCAA Championship	77-70-75-73-295

Fall 1976

1st	River City Invitational	72-68-69-209
-----	-------------------------	--------------

Spring 1977

	Pan American	78-77-71-226
5th	Aztec Invitational	76-75-70-221
	Morris Williams	76-72-148
2nd	Wheatshocker Inv.	71-70-74-215
t 4th	All-American	68-74-72-74-288
t 6th	Sun Devil Classic	71-68-74-213
2nd	Big 8 Championship	77-72-75-224
	NCAA Championship	75-79-76-76-306



OSU ALL-AMERICANS

JAIME GONZALEZ - RIO DE JANEIRO, BRAZIL

1st Team All-America	1975
2nd Team All-America	1976
3rd Team All-America	1974, 77
Big 8 Champion	1974
World Amateur Champion	1974
Sunnehanna Amateur Champion	1975
10th NCAA	1976

Year	Rounds-Strokes	Low-High	Average
1973-74	46-3368	68-79	73.21
1974-75	33-2400	68-80	72.72
1975-76	30-2177	67-77	72.56
1976-77	32-2350	66-82	73.43
Career	141-10295	66-82	73.01



Fall 1973		
	All College	221
3rd	Tucker Intercollegiate	75-74-72-74-295
5th	Harvey Penick	72-68-75-215

Spring 1974		
	Pan American	69-77-75-221
	Border Olympics	70-72-74-72-288
	Cowboy Invitational	76-78-154
6th	Sooner Invitational	70-79-149
	Aztec Invitational	78-75-71-224
	Morris Williams	75-72-74-221
1st	Oklahoma Intercollegiate	215
	Wheatshocker Inv.	147
	All-American	73-76-73-71-293
2nd	Sun Devil	211
1st	Big 8 Championship	76-68-75-219
	NCAA Championship	71-78-71-75-295

Fall 1974		
4th	All College	207
	Ohio State Classic	234
10th	Harvey Penick	224

Spring 1975		
	Pan American	74-74-73-221
t 4th	Cowboy Invitational	71-72-143
1st	Mike McKenzie	72-68-140
	Mike McKenzie Intercollegiate	71-79-71-221
1st	Oklahoma Intercollegiate	69-68-74-211
3rd	All American	77-68-72-69-286
3rd	Sun Devil	72-69-71-212
2nd	Big 8 Championship	75-70-74-219
	NCAA Championship	75-73-75-80-303

Fall 1975		
	All College	213
	OU Dual	70

Spring 1976		
	Pan American	72-72-77-221
	New Mexico State	75-74-75-224
t 8th	Morris Williams	71-74-70-215
	Oklahoma Intercollegiate	71-75-68-214
8th	All American	67-71-73-76-287
	Sun Devil	73-74-74-221
4th	Big 8 Championship	70-77-75-222
t 10th	NCAA Championship	72-73-69-76-290

Fall 1976		
	All College	74-71-74-219

Spring 1977		
t 2nd	Pan American	72-70-71-213
t 5th	Bing Crosby Collegiate	74-75-74-72-295
3rd	Aztec Invitational	69-73-78-220
	Morris Williams	75-72-147
1st	Wheatshocker Inv.	74-68-71-213
t 9th	All American	71-72-74-73-290
t 6th	Sun Devil	75-66-72-213
9th	Big 8 Championship	82-74-76-232
	NCAA Championship	80-78-77-73-308



OSU ALL-AMERICANS

LINDY MILLER - FORT WORTH, TEXAS

1st Team All-America	1976, 77, 78
3rd Team All-America	1975
Big 8 Champion	1976, 77, 78
Member, U.S. Walker Cup Team	1977
Low Amateur U.S. Open	1977
Southern Amateur Champion	1977
Pacific Coast Amateur Champion	1977
Low Amateur Masters	1978
Fred Haskins Award	1978

Year	Rounds-Strokes	Low-High	Average
1974-75	34-2506	65-83	73.71
1975-76	30-2147	68-76	71.56
1976-77	35-2512	64-76	71.77
1977-78	35-2477	63-76	70.77
Career	134-9642	63-83	71.95



Fall 1974

8th	All College	212
	Ohio State Classic	234

Spring 1975

1st	Four States	71-73-74-74-292
3rd	Sooner Invitational	76-69-76-221
1st	Cowboy Invitational	65-75-140
	Mike McKenzie	83-72-155
	Oklahoma Intercollegiate	76-75-75-226
7th	All American	73-70-75-72-290
	ASU Sun Devil	77-68-75-220
7th	Big 8 Championship	73-75-78-226
t 4th	NCAA Championship	70-75-70-75-290

Fall 1975

	All College	221
	OU Dual	69

Spring 1976

t 5th	Pan American	69-71-76-216
2nd	Lamar Invitational	69-72-73-214
2nd	New Mexico State	74-69-73-216
1st	Morris Williams	71-68-69-208
4th	All American	75-70-69-70-284
t 3rd	ASU Sun Devil	71-70-71-213
1st	Big 8 Championship	70-74-73-217
t 10th	NCAA Championship	71-75-72-72-290

Fall 1976

1st	All College	69-64-66-199
	River City Invitational	71-69-76-216
t 6th	Harvey Penick	73-72-74-219

Spring 1977

6th	Pan American	72-73-76-221
1st	Bing Crosby Collegiate	72-74-68-73-287
t 9th	Aztec Invitational	73-73-76-222
t 6th	Morris Williams	70-71-141
t 6th	All American	73-73-67-76-289
1st	ASU Sun Devil	71-66-66-203
1st	Big 8 Championship	71-75-74-220
4th	NCAA Championship	76-72-71-76-295

Fall 1977

4th	All College	71-72-72-215
4th	Jim Corbett Invitational	69-69-74-212
1st	Harvey Penick	70-68-74-212

Spring 1978

2nd	Pan American	69-73-70-212
2nd	Pinehurst Intercollegiate	70-74-73-217
t 2nd	Morris Williams	76-65-73-214
3rd	All American	72-65-72-70-279
	Southern Intercollegiate	74-76-69-219
1st	Labron Harris Invitational	70-66-63-199
1st	Big 8 Championship	72-66-74-212
	NCAA Championship	70-74-73-69-286*

*Individual standings based upon 54-holes



OSU ALL-AMERICANS

DAVID EDWARDS - EDMOND, OKLAHOMA

1st Team All-America	1977, 78
NCAA Champion	1978

Year	Rounds-Strokes	Low-High	Average
1974-75	8-621	73-81	77.62
1975-76	30-2207	67-79	73.56
1976-77	33-2396	66-79	72.61
1977-78	35-2513	66-78	71.80
Career	106-7737	66-81	72.99



Fall 1974	Ohio State Classic	240
-----------	--------------------	-----

Spring 1975	9th Oklahoma Intercollegiate	77-74-73-224
	Wheatshocker Inv.	78-79-157

Fall 1975	All College	215
	OU Dual	69

Spring 1976	4th Pan American	73-71-71-215
	Lamar Invitational	75-78-74-227
	New Mexico State	76-79-79-234
	2nd Oklahoma Intercollegiate	72-70-71-213
	10th All American	71-67-74-77-289
	Sun Devil Classic	73-72-77-222
	3rd Big 8 Championship	73-71-77-221
	NCAA Championship	69-79-76-78-302

Fall 1976	River City Invitational	70-73-75-218
	Harvey Penick	76-71-74-221

Spring 1977	1st Pan American	69-70-73-212
	2nd Bing Crosby Collegiate	71-79-68-69-287
	t 9th Aztec Invitational	74-74-74-222
	2nd Morris Williams	66-71-137
	All American	69-76-74-76-295
	t 4th Sun Devil Classic	72-66-71-209
	6th Big 8 Championship	76-74-79-229
	t 5th NCAA Championship	76-73-73-74-296

Fall 1977	All College	74-75-77-226
	3rd Jim Corbett Invitational	72-70-69-211
	2nd Harvey Penick	73-70-74-217

Spring 1978	1st Pan American	68-70-72-210
	3rd Pinehurst Intercollegiate	75-71-72-218
	t 9th Morris Williams	71-76-72-219
	All American	72-72-71-76-291
	t 2nd Southern Intercollegiate	78-68-70-216
	2nd Labron Harris Invitational	69-67-69-205
	4th Big 8 Championship	78-66-75-219
	1st NCAA Championship	71-69-69-72-281*

*Individual standings based upon 54-holes



OSU ALL-AMERICANS

BRITT HARRISON - BEAUMONT, TEXAS

NCAA Championship Team 1976, 78

2nd Team All-America 1978, 79

Hon. Men. All-America 1976

Western Junior Champion 1975

Year	Rounds-Strokes	Low-High	Average
1975-76	27-1983	68-79	73.44
1976-77	35-2587	67-86	73.91
1977-78	27-2311	67-77	72.21
1978-79	27-1995	68-80	73.88
Career	121-8876	67-86	73.35



Fall 1975

OU Dual 79

Spring 1976

Lamar Invitational	75-72-73-220
New Mexico State	77-76-73-226
Morris Williams	71-74-72-217
Oklahoma Intercollegiate	71-69-75-215
All American	71-72-75-74-292
Sun Devil Classic	68-77-76-221
Big 8 Championship	75-75-78-222
NCAA Championship	71-69-78-73-291

Fall 1976

All College	76-72-73-221
River City Inv.	77-71-75-223
1st Harvey Penick	72-70-72-214

Spring 1977

t 2nd Pan American	69-76-68-213
Bing Crosby Collegiate	80-75-73-72-300
Aztec Invitational	74-71-80-225
5th Morris Williams	68-71-139
All American	73-77-74-73-297
3rd Sun Devil	67-70-71-208
3rd Big 8 Championship	77-74-75-226
NCAA Championship	78-80-77-86-321

Fall 1977

t 5th Jim Corbett Invitational	72-73-69-214
Harvey Penick	76-70-77-223

Spring 1978

Pan American	74-77-76-227
Pinehurst Intercollegiate	75-72-75-222
1st Morris Williams	75-70-69-214
4th All American	70-71-69-70-280
5th Southern Intercollegiate	73-71-73-217
t 3rd Labron Harris Invitational	68-71-70-209
2nd Big 8 Championship	70-67-77-214
NCAA Championship	72-71-76-72-291

Fall 1978

Southwestern Inter.	72-73-77-74-296
---------------------	-----------------

Spring 1979

Pan American	73-73-74-220
1st Pinehurst Intercollegiate	74-72-70-216
2nd Morris Williams	72-78-68-218
All American	74-72-75-74-295
Southern Intercollegiate	75-77-72-224
10th Big 8 Championship	74-75-80-229
t 5th NCAA Championship	77-73-71-76-297



OSU ALL-AMERICANS

RAFAEL ALARCON - GUADALAJARA, MEXICO

2nd Team All-America	1980
3rd Team All-America	1979
Hon. Men. All-America	1978
Southern Amateur Champion	1979
Southeastern Amateur Champion	1979
Canadian Amateur Champion	1979
Big 8 Champion	1980
3rd NCAA	1980

Year	Rounds-Strokes	Low-High	Average
1976-77	3-230	73-82	76.66
1977-78	35-2561	67-83	73.17
1978-79	30-2182	64-80	72.73
1979-80	32.5-2368	65-78	72.86
Career	100.5-7341	64-83	73.04



Fall 1976

No tournaments played

Spring 1977

Wheatshocker Invitational 82-75-73-230

Fall 1977

5th All College 70-76-71-217
Harvey Penick 71-75-76-222

Spring 1978

Pan American 79-71-75-225
Pinehurst Intercollegiate 75-74-76-225
Morris Williams 76-73-74-223
1st Oklahoma Intercollegiate 71-70-71-212
t 8th Wheatshocker Inv. 74-71-75-220
8th All American 70-68-70-76-284
6th Labron Harris Invitational 72-70-68-210
5th Big 8 Championship 73-71-77-221
NCAA Championship 67-77-75-83-302

Fall 1978

1st All College 64-68-69-201
t 6th Jim Corbett Invitational 66-77-67-211
OU Dual 70

Spring 1979

t 5th Pan American 72-75-70-217
Pinehurst Intercollegiate 75-78-77-230
t 5th Morris Williams 75-68-78-221
All American 73-74-71-73-291
3rd Southern Intercollegiate 69-75-70-214
t 8th Big 8 Championship 71-80-76-227
NCAA Championship 74-73-78-75-300

Fall 1979

8th All College 69-68-73-210
t 7th Morton Braswell Inter. 75-71-146

Spring 1980

Pan American 73-71-78-222
10th Rafael Alarcon Inter. 78-72-72-222
Pinehurst Intercollegiate 77-43-120
Iron Duke Classic 73-74-71-218
t 4th Morris Williams 67-76-72-215
All American 74-77-75-75-301
t 9th Chris Schenkel 75-65-76-216
1st Big 8 Championship 69-73-71-213
3rd NCAA Championship 70-72-72-71-285



OSU ALL-AMERICANS

JEFF WALSER - PUTNAM CITY, OKLAHOMA

3rd Team All-America 1980

NCAA Championship Team 1980

5th Big 8 Conference 1979

Oklahoma High School Champion 1976

Year	Rounds-Strokes	Low-High	Average
1976-77	14-1061	71-82	75.78
1977-78	22-1621	69-79	73.68
1978-79	34-2531	68-80	74.44
1979-80	39.5-2883	68-79	72.99
Career	109.5-8096	68-82	73.94



Fall 1976

All College	77-74-76-227
Harvey Penick	82-76-71-229

Spring 1977

Aztec Invitational	76-74-76-226
Morris Williams	77-75-152
Wheatshocker Inv.	76-76-75-227

Fall 1977

All College	76-72-77-225
Jim Corbett Invitational	78-73-73-225

Spring 1978

Pinehurst Intercollegiate	74-74-78-226
t 2nd Oklahoma Intercollegiate	71-79-78-218
Wheatshocker Inv.	73-75-75-223
All American	71-75-72-77-295
t 4th Labron Harris Invitational	69-71-69-209

Fall 1978

All College	70-77-73-220
t 6th Jim Corbett Invitational	69-69-73-211
OU Dual	71
Southwestern Inter.	73-77-73-77-300

Spring 1979

Pan American	75-74-73-222
Pinehurst Intercollegiate	77-75-77-229
Morris Williams	76-76-74-226
All American	72-77-74-73-296
Southern Intercollegiate	74-73-80-227
t 5th Big 8 Championship	79-74-72-225
NCAA Championship	75-76-77-76-304

Fall 1979

All College	68-68-76-212
9th Jim Corbett Invitational	74-69-72-215
Morton Braswell Inter.	72-76-148
Southwestern Inter.	73-73-78-73-297

Spring 1980

t 5th Pan American	69-69-76-214
1st Rafael Alarcon Inter.	74-75-69-218
t 5th Pinehurst Intercollegiate	77-34-111
t 6th Iron Duke Classic	74-70-69-213
Morris Williams	72-78-70-220
2nd All American	69-72-71-71-283
Chris Schenkel	73-74-73-220
Big 8 Championship	75-75-78-228
NCAA Championship	79-77-71-77-304



OSU ALL-AMERICANS

BOB TWAY - MARIETTA, GEORGIA

1st Team All-America	1979, 80, 81
Big 8 Champion	1979
Trans-Mississippi Amateur Champion	1978
Georgia Open Champion	1980
World Amateur Team	1980
Fred Haskins Award	1981

Year	Rounds-Strokes	Low-High	Average
1977-78	28-2052	70-80	73.28
1978-79	34-2489	68-80	73.20
1979-80	39.5-2852	65-80	72.20
1980-81	32-2262	64-76	70.69
Career	133.5-9655	64-80	72.32



Fall 1977

	All College	71-74-75-220
7th	Jim Corbett Invitational	73-70-73-216
	Harvey Penick	70-73-79-222

Spring 1978

	Oklahoma Intercollegiate	74-77-80-231
2nd	Wheatshocker Inv.	70-74-72-216
	Southern Intercollegiate	72-76-74-222
6th	Big 8 Championship	77-76-70-223
	NCAA Championship	72-74-71-71-288

Fall 1978

	All College	70-76-71-217
	Jim Corbett Invitational	74-71-74-219
	OU Dual	76
	Southwestern Inter.	80-73-72-74-299

Spring 1979

t 7th	Pan American	70-77-71-218
	Pinehurst Intercollegiate	77-74-79-230
t 8th	Morris Williams	77-72-73-222
3rd	All American	68-70-73-74-285
1st	Southern Intercollegiate	68-72-71-211
1st	Big 8 Championship	70-72-73-215
t 5th	NCAA Championship	73-73-71-80-297

Fall 1979

2nd	All College	69-65-71-205
7th	Jim Corbett Invitational	74-69-70-213
	Morton Braswell Inter.	79-74-153
	Southwestern Inter.	77-72-78-77-304

Spring 1980

1st	Pan American	65-70-66-201
	Rafael Alarcon Inter.	71-72-80-223
	Pinehurst Intercollegiate	73-39-112
t 6th	Iron Duke Classic	71-72-70-213
	Morris Williams	73-76-72-221
t 8th	All American	71-71-73-72-287
t 7th	Chris Schenkel	74-74-67-215
2nd	Big 8 Championship	70-69-75-214
t 7th	NCAA Championship	69-74-77-71-291

Fall 1980

t 2nd	All College	68-69-72-209
t 2nd	Stanford Intercollegiate	73-69-69-211

Spring 1981

t 2nd	Pan American	75-70-68-213
t 8th	Lamar Intercollegiate	72-71-75-218
1st	Rafael Alarcon Inter.	67-70-70-207
4th	All American	76-68-71-75-290
1st	Wheatshocker Classic	64-72-71-207
1st	Chris Schenkel	73-69-65-207
t 2nd	Big 8 Championship	72-70-71-213
t 5th	NCAA Championship	73-70-74-70-287



OSU ALL-AMERICANS

WILLIE WOOD - TUCSON, ARIZONA

1st Team All-America	1982, 83
2nd Team All-America	1981
3rd Team All-America	1980
Big 8 Champion	1982
Fred Haskins Award	1982
Orange Bowl International Champion	1976
AJGA Player of the Year	1978
Masters Tournament	1982
U.S. Open Tournament	1982
Member, U.S. Walker Cup Team	1983

Year	Rounds-Strokes	Low-High	Average
1979-80	39.5-2870	68-82	72.66
1980-81	38-2712	66-75	71.37
1981-82	37-2649	66-80	71.59
1982-83	40-2921	68-81	73.02
Career	154.5-11152	66-82	72.18



Fall 1979

10th	All College	71-70-70-211
4th	Jim Corbett Invitational	73-68-71-212
9th	Morton Braswell Inter.	75-72-147
6th	Southwestern Inter.	71-72-75-73-291

Spring 1980

	Pan American	73-70-75-218
t 5th	Rafael Alarcon Inter.	79-71-69-219
t 5th	Pinehurst Intercollegiate	72-39-111
t 2nd	Iron Duke Classic	68-72-69-209
	Morris Williams	74-77-71-222
	All American	73-72-72-71-288
t 9th	Chris Schenkel	75-69-72-216
4th	Big 8 Championship	77-76-74-217
	NCAA Championship	80-74-82-73-309

Fall 1980

t 5th	All College	68-69-73-210
t 2nd	Jim Corbett Invitational	70-66-73-209
	Stanford Intercollegiate	72-71-73-216

Spring 1981

	Pan American	73-75-74-222
t 4th	Lamar Intercollegiate	71-73-71-215
3rd	Rafael Alarcon Inter.	71-72-70-213
	Morris Williams	74-73-72-219
1st	All American	70-70-72-71-283
2nd	Wheatshocker Inv.	67-71-70-208
3rd	Chris Schenkel	74-66-72-212
t 5th	Big 8 Championship	73-69-72-214
	NCAA Championship	74-74-72-71-291

Fall 1981

t 5th	All College	66-73-76-215
1st	Morton Braswell Inv.	73-73-74-220
t 5th	LSU National Inv.	72-68-69-209
5th	Harvey Penick	72-71-72-215

Spring 1982

1st	Pan American	67-66-68-201
	Lamar Invitational	75-72-71-218
	Rafael Alarcon Inter.	73-75-77-225
t 3rd	Morris Williams	71-71-142
t 3rd	All American	67-69-73-80-289
1st	Chris Schenkel	73-68-71-212
1st	Big 8 Championship	69-71-71-211
	NCAA Championship	74-70-74-74-292

Fall 1982

	All College	75-75-68-218
	LSU National Inv.	75-72-147
1st	Fresno-Pepsi	71-70-141
1st	Southwestern Inter.	69-69-71-71-280

Spring 1983

t 5th	Pan American	68-73-73-214
	Henry Homberg Inv.	77-81-75-233
	Rafael Alarcon Inter.	72-73-74-219
	Morris Williams	73-81-74-228
t 9th	All American	74-73-70-75-292
	Chris Schenkel	71-72-76-219
1st	ASU Sun Devil	72-69-70-211
t 7th	Big 8 Championship	73-77-75-225
	NCAA Championship	78-71-73-72-294



OSU ALL-AMERICANS

TRACY PHILLIPS - JENKS, OKLAHOMA

2nd Team All-America	1982
T.A. Mace Scholarship	
Big 8 Runner-up	1982
Four-time Junior All-America	
Oklahoma High School Champion	1980

Year	Rounds-Strokes	Low-High	Average
1981-82	37-2676	67-80	72.32
1982-83	23-1683	68-81	73.17
Career	60-4359	67-81	72.65



Fall 1981		
1st	All College	69-67-68-204
	Morton Braswell Inv.	72-74-80-226
	LSU National Inv.	72-71-74-217
1st	Harvey Penick	74-69-67-210

Spring 1982		
	Pan American	73-73-72-218
t 4th	Lamar Intercollegiate	75-72-68-215
t 5th	Rafael Alarcon Inter.	72-67-72-211
	Morris Williams	76-71-147
	All American	72-74-74-75-295
	Chris Schenkel	72-79-76-227
2nd	Big 8 Championship	67-72-72-211
	NCAA Championship	76-73-71-75-295

Fall 1982		
t 2nd	All College	69-69-71-209
	LSU National Inv.	71-75-146
	Fresno-Pepsi	74-72-146
	Southwestern Inter.	73-76-75-75-299

Spring 1983		
3rd	Pan American	69-68-74-211
	Henry Homberg Inv.	75-76-75-226
	Rafael Alarcon Inter.	81-74-74-229
	Southern Intercollegiate	70-75-72-217



OSU ALL-AMERICANS

TOMMY MOORE - NEW ORLEANS, LOUISIANA

1st Team All-America	1983
Academic All-America	1984
2nd Team All-America	1984
3rd Team All-America	1982
Stephen B. Payne Scholarship	
3rd NCAA Championship	1984
AJGA Player of the Year	1980
Louisiana State Junior Champion	1980

Year	Rounds-Strokes	Low-High	Average
1980-81	35-2583	69-79	73.80
1981-82	37-2681	66-77	72.46
1982-83	43-3103	67-78	72.16
1983-84	39-2829	67-81	72.54
Career	154-11196	66-81	72.70



Fall 1980

	All College	72-77-70-219
5th	Jim Corbett Invitational	72-71-69-212
	Stanford Fall Inter.	74-74-76-224

Spring 1981

	Pan American	73-73-76-222
t 8th	Lamar Intercollegiate	73-71-74-218
	Rafael Alarcon Inter.	79-73-76-228
	Morris Williams	72-75-72-219
	All American	71-75-78-77-301
10th	Big 8 Championship	72-74-75-221
	NCAA Championship	72-78-73-78-301

Fall 1981

	All College	73-73-72-218
2nd	Morton Braswell Inv.	77-71-73-221
t 2nd	LSU National Inv.	68-68-71-207
	Harvey Penick	74-72-76-222

Spring 1982

t 7th	Pan American	76-69-70-215
	Lamar Intercollegiate	72-74-71-217
	Rafael Alarcon Inter.	66-75-74-215
2nd	Morris Williams	70-70-140
2nd	All American	73-67-72-74-286
1st	Wheatshocker Inv.	75-70-75-220
	Big 8 Championship	75-77-74-226
	NCAA Championship	72-73-77-72-294

Fall 1982

t 5th	All College	71-70-71-212
	LSU National Inv.	73-73-146
	Fresno-Pepsi	71-74-145
2nd	Southwestern Inter.	67-76-71-68-282

Spring 1983

	Pan American	71-74-71-216
t 2nd	Henry Homberg Inv.	73-70-74-217
t 10th	Rafael Alarcon Inter.	71-77-69-217
t 7th	Morris Williams	72-75-73-220
t 4th	All American	68-71-77-71-287
1st	Chris Schenkel	67-71-72-210
t 6th	Sun Devil-Thunderbird	68-70-78-216
3rd	Big 8 Championship	71-74-75-220
	Southern Intercollegiate	72-74-76-222
	NCAA Championship	75-76-69-73-293

Fall 1983

t 4th	All College	74-81-77-232
t 4th	Tucker Intercollegiate	73-71-71-73-288
t 8th	Andy Bean Inv.	73-71-75-219
2nd	Kansas Fall Inv.	74-73-71-218

Spring 1984

t 3rd	Pan American	70-69-74-213
t 4th	Henry Homberg Inv.	70-72-70-212
t 9th	Rafael Alarcon Inter.	69-71-71-211
	All American	77-80-71-77-305
	Morris Williams	73-71-71-215
	Chris Schenkel	74-74-68-216
t 2nd	Big 8 Championship	75-73-74-222
t 3rd	NCAA Championship	70-69-72-67-278



OSU ALL-AMERICANS

ANDY DILLARD - TYLER, TEXAS

2nd Team All-America	1984
3rd Team All-America	1982, 83
2nd NCAA Championship	1982
Member 1983 NCAA Championship	
Labron Harris Sr. Scholarship	

Year	Rounds-Strokes	Low-High	Average
1980-81	35-2608	66-80	74.51
1981-82	34-2489	67-79	73.20
1982-83	43-3174	66-82	73.81
1983-84	39-2849	66-81	73.05
Career	151-11119	66-82	73.63



Fall 1980		
	Jim Corbett Invitational	76-79-66-221
	Stanford Fall Inter.	74-72-73-219

Spring 1981		
	Pan American	75-75-78-228
	Lamar Intercollegiate	78-72-78-228
	Rafael Alarcon Inter.	77-78-79-234
1st	Morris Williams	70-74-69-213
	All American	77-73-80-74-304
10th	Wheatshocker Inv.	68-75-76-219
	Chris Schenkel	74-73-76-223
	Big 8 Championship	69-77-76-222
	NCAA Championship	78-73-73-73-297

Fall 1981		
	All College	70-74-78-222
	Morton Braswell Inv.	74-75-77-226
4th	LSU National Inv.	71-67-70-208

Spring 1982		
	Pan American	74-72-74-220
	Lamar Intercollegiate	75-72-79-226
	Morris Williams	75-74-149
	All American	70-71-77-77-295
2nd	Wheatshocker Inv.	68-79-74-221
2nd	Chris Schenkel	71-74-68-213
	Big 8 Championship	77-75-75-227
2nd	NCAA Championship	72-69-71-70-282

Fall 1982		
1st	All College	66-66-71-203
	LSU National Inv.	71-73-144
	Fresno-Pepsi	73-77-150
	Southwestern Inter.	75-70-74-74-293

Spring 1983		
	Pan American	73-73-71-217
	Henry Homberg Inv.	75-82-76-233
t 8th	Rafael Alarcon Inter.	67-76-73-216
	Morris Williams	73-82-74-229
	All American	72-71-74-76-293
	Chris Schenkel	72-76-74-222
	Sun Devil-Thunderbird	72-73-72-217
	Big 8 Championship	77-72-81-230
	Southern Intercollegiate	75-80-75-230
	NCAA Championship	72-74-77-74-297

Fall 1983		
1st	All College	67-78-77-222
t 4th	Tucker Intercollegiate	72-76-68-72-288
	Andy Bean Invitational	75-73-77-225
t 3rd	Kansas Fall Invitational	76-70-76-222

Spring 1984		
	Pan American	73-76-81-230
t 2nd	Henry Homberg Inv.	74-66-71-211
	Rafael Alarcon Inter.	74-67-71-212
t 7th	All American	67-75-70-74-286
t 8th	Morris Williams	70-71-71-212
t 6th	Chris Schenkel	69-73-70-212
	Big 8 Championship	81-81-79-241
	NCAA Championship	75-71-68-74-288



OSU ALL-AMERICANS

SCOTT VERPLANK - DALLAS, TEXAS

1st Team All-America	1984, 85, 86
2nd Team All-America	1983
NCAA Champion	1986
Western Open Champion	1985
Western Amateur Champion	1984
U.S. Amateur Champion	1984
Sunnehanna Amateur Champion	1984, 85
Big 8 Champion	1984
Member, U.S. Walker Cup Team	1985
Big 8 Athlete of the Year	1986
Fred Haskins Award	1986

Year	Rounds-Strokes	Low-High	Average
1982-83	38-2744	68-79	72.21
1983-84	36-2572	66-77	71.44
1984-85	37-2637	65-79	71.27
1985-86	37-2649	65-81	71.59
Career	148-10602	65-81	71.63



Fall 1982

t 5th	All College	72-71-69-212
t 4th	Fresno-Pepsi	72-70-142
t 8th	Southwestern Inter.	73-72-71-74-290

Spring 1983

	Pan American	73-70-79-222
t 3rd	Rafael Alarcon Inter.	71-70-71-212
t 7th	Morris Williams	74-74-72-220
2nd	All American	68-72-73-71-284
	Chris Schenkel	71-74-74-219
t 6th	Sun Devil	75-70-71-216
5th	Big 8 Championship	76-75-72-223
	Southern Intercollegiate	76-79-71-217
2nd	NCAA Championship	72-69-74-72-287

Fall 1983

t 7th	Tucker Intercollegiate	71-73-76-69-289
t 4th	Andy Bean Invitational	72-74-71-217
1st	Kansas Fall Invitational	70-75-72-217

Spring 1984

	Pan American	72-74-73-219
7th	Henry Homberg Inv.	69-74-72-215
t 7th	Rafael Alarcon Inter.	72-70-68-210
2nd	All American	70-69-68-71-278
3rd	Morris Williams	71-72-66-209
1st	Chris Schenkel	70-68-70-208
1st	Big 8 Championship	70-73-77-220
	NCAA Championship	72-71-73-74-290

Fall 1984

	Andy Bean Invitational	76-76-75-227
2nd	Rebel Classic	67-75-67-209

Spring 1985

t 8th	Pan American	79-71-72-222
1st	Crown Colony	73-66-139
t 7th	Henry Homberg Inv.	72
6th	Border Olympics	72-73-73-218
1st	Rafael Alarcon Inter.	65-70-66-201
t 7th	Southeastern Inter.	71-73-72-216
	Morris Williams	75-67-72-214
2nd	Jackson Invitational	67-72-70-209
t 3rd	Chris Schenkel	66-70-71-207
2nd	Big 8 Championship	76-70-67-213
t 6th	NCAA Championship	70-76-70-74-290

Fall 1985

1st	Grandfather Mountain	74-69-74-217
	Southwestern Inter.	81-75-72-228
1st	Midwest Fall Classic	70-70-140
1st	Harvey Penick	67-67-70-204
2nd	Rebel Inter.	68-69-72-209

Spring 1986

6th	John Burns	73-69-71-213
t 9th	Stephen F. Austin	74-76-150
t 2nd	Border Olympics	74-72-71-217
	Rafael Alarcon Inter.	65-73-WD illness
t 2nd	All American	71-68-74-214
	Chris Schenkel	75-71-70-216
t 7th	Big 8 Championship	77-70-74-221
1st	NCAA Championship	68-68-73-73-282



OSU ALL-AMERICANS

TIM FLEMING - OCEAN SPRINGS, MISSISSIPPI

1st Team All-America		1987	
6th NCAA Championship		1987	
Year	Rounds-Strokes	Low-High	Average
1983-84	6-471	74-84	78.50
1984-85	12-899	71-80	74.92
1985-86	36-2649	68-83	73.58
1986-87	40.5-2905	66-79	71.73
Career	94.5-6924	66-84	73.27



Fall 1983	Andy Bean Invitational	76-79-77-232
	Kansas Fall Invitational	83-84-74-241

Spring 1984	No tournaments played	
-------------	-----------------------	--

Fall 1984	7th Japan-U.S. Friendship	71-73-79-223
	Southwestern Inter.	78-71-74-223
	Rebel Classic	80-71-74-225

Spring 1985	Border Olympics	76-75-77-228
-------------	-----------------	--------------

Fall 1985	t 3rd Honda Golf Classic	76-68-70-214
	Grandfather Mountain	78-73-76-227
	Southwestern Inter.	83-73-73-229
	2nd Midwest Fall Classic	73-69-142
	t 5th Harvey Penick	68-72-70-210
	4th Rebel Classic	68-77-69-214

Spring 1986	John Burns Inter.	74-70-72-216
	Border Olympics	76-79-73-228
	Rafael Alarcon Inter.	70-71-76-217
	Louisiana Classic	74-76-77-227
	Henry Homberg Inv.	74-74-73-221
	NCAA Championship	77-77-75-304

Fall 1986	3rd Butler National Inter.	72-70-142
	t 4th Buckeye Fall Classic	71-70-79-220
	t 2nd Harvey Penick	71-66-36-173
	Golf World	73-68-73-214
	UNLV Rebel Classic	73-71-76-220

Spring 1987	John Burns	70-72-69-211
	t 5th Rafael Alarcon Inter.	69-70-72-211
	2nd Oak Tree Shootout	72-69-141
	Morris Williams	71-78-72-221
	t 8th All American	74-74-70-218
	Chris Schenkel	74-68-73-215
	t 9th Big 8 Championship	75-72-70-217
	Oak Tree Intercollegiate	68-75-69-212
	t 6th NCAA Championship	73-72-74-71-290



OSU ALL-AMERICANS

BRIAN WATTS - CARROLLTON, TEXAS


1st Team All-America 1986, 87

2nd Team All-America 1985, 88

Big 8 Champion 1986

NCAA Champion 1987

Year	Rounds-Strokes	Low-High	Average
1984-85	40-2926	66-79	73.15
1985-86	44-3177	65-78	72.20
1986-87	40.5-2900	66-78	71.60
1987-88	39-2828	68-78	72.51
Career	163.5-11831	65-79	72.36



Fall 1984

1st	Japan-U.S. Friendship	71-71-74-216
	Andy Bean Invitational	76-77-77-230
3rd	Rebel Classic	73-70-69-212

Spring 1985

	Pan American	77-76-77-230
10th	Crown Colony	79-74-153
	Henry Homberg Inv.	73
8th	Border Olympics	71-73-76-220
	Rafael Alarcon Inter.	71-71-73-215
	Southeastern Inter.	77-73-73-223
1st	Morris Williams	67-68-70-205
	Jackson Invitational	74-72-71-217
	Chris Schenkel	76-74-66-216
4th	Big 8 Championship	72-71-76-219
	NCAA Championship	77-70-77-73-297

Fall 1985

	Honda Golf Classic	72-75-72-219
1st	Southwestern Inter.	74-76-72-22
t 4th	Midwest Fall Classic	72-72-144
t 3rd	Harvey Penick	68-69-72-209
	Rebel Classic	73-73-75-221

Spring 1986

	John Burns	72-74-71-217
t 8th	Stephen F. Austin	71-78-149
5th	Border Olympics	74-77-67-218
1st	Rafael Alarcon Inter.	65-67-74-206
	Louisiana Classic	74-77-74-225
t 4th	Henry Homberg Inv.	70-67-71-208
	All American	74-75-73-222
	Chris Schenkel	69-73-73-215
1st	Big 8 Championship	70-72-69-211
	NCAA Championship	73-74-72-72-291

Fall 1986

t 4th	Buckeye Fall Classic	73-71-76-220
	Harvey Penick	75-71-34-180
	Golf World	78-73-69-220
	UNLV Rebel Classic	74-74-73-221

Spring 1987

	John Burns	70-71-75-216
	Crown Colony	75-76-151
t 7th	Rafael Alarcon Inter.	67-73-72-212
3rd	Oak Tree Shootout	70-72-142
1st	Morris Williams	66-71-74-211
	All American	76-76-68-220
5th	Chris Schenkel	69-70-73-212
t 3rd	Big 8 Championship	70-70-69-209
1st	Oak Tree Intercollegiate	66-70-70-206
1st	NCAA Championship	74-71-69-66-280

Fall 1987

2nd	U.S.-Japan Friendship	68-71-69-208
	Southwestern Inter.	73-74-73-220
4th	Golf World	69-71-74-214
t 9th	UNLV Classic	74-68-77-219

Spring 1988

t 3rd	Miami Doral Park Inter.	69-72-76-217
t 8th	John Burns	73-72-70-215
t 10th	Rafael Alarcon Inter.	75-70-73-218
t 10th	Morris Williams	71-75-72-218
t 2nd	All American	69-70-70-209
	Sun Devil Inter.	73-78-151
t 4th	Big 8 Championship	70-71-77-218
t 10th	Oak Tree Intercollegiate	75-74-70-219
	NCAA Championship	76-74-74-78-302



OSU ALL-AMERICANS

MICHAEL BRADLEY - VALRICO, FLORIDA

1st Team All-America 1987, 88

3rd Team All-America 1986

Big 8 Champion 1987

4th NCAA Championship 1987

Year	Rounds-Strokes	Low-High	Average
1984-85	37-2776	68-82	75.02
1985-86	32-2575	67-82	73.57
1986-87	34-2412	67-79	70.94
1987-88	39-2821	66-83	72.33
Career	145-10584	66-83	72.99



Fall 1984

Andy Bean Invitational	81-78-77-236
Southwestern Inter.	79-77-73-229

Spring 1985

Pan American	75-77-77-229
Crown Colony	82-79-161
t 4th Henry Homberg Inv.	71
Border Olympics	76-77-77-230
Rafael Alarcon Inter.	74-78-76-228
Southeastern Inter.	73-73-74-220
t 5th Morris Williams	68-71-74-213
Jackson Invitational	72-72-73-217
Chris Schenkel	74-71-73-218
3rd Big 8 Championship	73-74-70-217
NCAA Championship	76-76-77-78-307

Fall 1985

Grandfather Mountain	75-81-80-236
t 4th Midwest Fall Classic	69-75-144
Harvey Penick	68-74-74-216

Spring 1986

John Burns	82-72-75-229
t 5th Stephen F. Austin	72-75-147
Border Olympics	69-80-74-223
t 10th Rafael Alarcon Inter.	69-68-74-211
2nd Louisiana Classic	69-67-77-213
Henry Homberg Inv.	75-72-76-223
Chris Schenkel	70-72-72-214
t 5th Big 8 Championship	74-73-72-219
NCAA Championship	78-71-73-78-300

Fall 1986

t 7th Butler National	74-71-145
1st Buckeye Fall Classic	72-69-73-214
1st Golf World	70-70-67-207

Spring 1987

John Burns	69-73-73-215
Crown Colony	76-79-155
t 10th Rafael Alarcon Inter.	72-70-72-214
1st Oak Tree Shootout	67-68-135
2nd Morris Williams	72-70-70-212
2nd Chris Schenkel	73-67-70-210
1st Big 8 Championship	69-67-70-206
t 10th Oak Tree Intercollegiate	73-68-70-211
4th NCAA Championship	74-72-69-73-288

Fall 1987

t 3rd U.S.-Friendship	70-74-68-212
t 6th Southwestern Inter.	71-71-72-214
Golf World	72-83-71-226
t 3rd UNLV Classic	69-73-73-215

Spring 1988

t 3rd Miami Doral Park Inter.	68-72-77-217
t 4th John Burns	70-72-71-213
t 6th Rafael Alarcon Inter.	74-71-71-216
t 10th Morris Williams	75-73-70-218
1st All American	76-66-67-209
1st Sun Devil	70-71-141
t 7th Big 8 Championship	69-75-75-219
Oak Tree Intercollegiate	74-77-70-221
NCAA Championship	74-74-77-75-300



OSU ALL-AMERICANS

E.J. PFISTER - MARILLA, NEW YORK

1st Team All-America	1988
3rd Team All-America	1987
Hon. Men. All-America	1986
NCAA Champion	1988
Big 8 Champion	1988

Year	Rounds-Strokes	Low-High	Average
1984-85	37-2731	69-82	73.81
1985-86	41-3019	66-84	73.63
1986-87	32.5-2361	67-79	72.65
1987-88	36-2625	67-80	72.92
Career	146.5-10736	66-84	73.28



Fall 1984

Andy Bean Invitational	82-72-78-232
Southwestern Inter.	77-75-74-226

Spring 1985

Pan American	74-73-77-224
t 2nd Crown Colony	72-70-142
t 7th Henry Homberg Inv.	72
Border Olympics	74-73-78-225
Southeastern Inter.	75-72-73-220
t 5th Morris Williams	72-70-71-213
Jackson Invitational	70-76-77-223
Chris Schenkel	69-73-71-213
Big 8 Championship	76-74-73-223
NCAA Championship	77-76-70-73-296

Fall 1985

Grandfather Mountain	73-74-80-227
Southwestern Inter.	80-84-79-243
t 8th Midwest Fall Classic	71-74-145
Harvey Penick	73-74-72-219
3rd Rebel Classic	68-73-71-212

Spring 1986

Stephen F. Austin	74-77-151
Border Olympics	76-82-76-234
Rafael Alarcon Inter.	70-76-72-218
t 7th Louisiana Classic	74-69-77-220
Henry Homberg Inv.	72-72-70-214
All American	74-72-73-219
t 10th Chris Schenkel	69-71-70-210
3rd Big 8 Championship	76-73-66-215
NCAA Championship	71-71-71-79-292

Fall 1986

Harvey Penick	72-73-38-183
Golf World	71-72-76-219

Spring 1987

John Burns	75-67-74-216
Rafael Alarcon Inter.	71-71-73-215
5th Oak Tree Shootout	70-76-146
5th Morris Williams	70-72-75-217
All American	75-79-73-227
t 6th Chris Schenkel	70-73-70-213
2nd Big 8 Championship	70-69-68-207
Oak Tree Intercollegiate	72-70-72-214
NCAA Championship	79-74-73-78-304

Fall 1987

U.S.-Japan Friendship	76-75-80-231
Golf World	74-72-72-218
t 3rd UNLV Classic	73-70-72-215

Spring 1988

Miami Doral Park Inter.	72-79-78-229
John Burns	72-76-71-219
Rafael Alarcon Inter.	76-74-72-222
t 2nd Morris Williams	68-78-67-213
t 8th All American	72-72-72-216
9th Sun Devil	71-73-144
1st Big 8 Championship	76-70-67-213
Oak Tree Intercollegiate	76-76-69-221
1st NCAA Championship	70-76-70-68-284



OSU ALL-AMERICANS

KEVIN WENTWORTH - MANTECA, CALIFORNIA

1st Team All-America	1989, 90, 91
Hon. Men. All-America	1988
Academic All-America	1990, 91
Ben Hogan Award	1990
NGTA Academic-Athletic Award	
2nd NCAA Championship	1989
Big 8 Champion	1990, 91
Central Regional Champion	1990, 91

Year	Rounds-Strokes	Low-High	Average
1987-88	27-2002	69-82	74.15
1988-89	43-3104	66-78	72.19
1989-90	45-3240	64-78	72.00
1990-91	50-3642	66-80	72.84
Career	165-11988	64-82	72.65



Fall 1987

No tournaments played

Spring 1988

	Miami Doral Park Inter.	78-79-75-232
	John Burns	74-72-71-217
	Rafael Alarcon Inter.	78-73-72-223
	Morris Williams	77-69-78-224
t 2nd	All American	69-70-70-209
t 4th	Sun Devil	69-74-143
	Big 8 Championship	76-71-78-225
	Oak Tree Intercollegiate	74-82-75-231
	NCAA Championship	76-74-74-228

Fall 1988

t 6th	Southwestern Inter.	76-73-73-222
t 2nd	Red River Classic	66-75-68-209
t 6th	Ping/Tour Tulsa	77-73-71-221
t 5th	Golf World	69-73-71-213
1st	UNLV Classic	69-71-71-211

Spring 1989

	Ping/Arizona Inter.	77-77-74-228
t 9th	John Burns	69-73-71-213
	Golf Digest Inter.	71-75-74-220
	Morris Williams	73-74-74-221
t 10th	All American	73-69-78-220
	Sun Devil-Thunderbird	71-74-72-217
1st	Big 8 Championship	67-67-76-210
1st	NCAA Central Regional	74-68-72-214
t 2nd	NCAA Championship	67-74-72-285

Fall 1989

3rd	The Preview	68-72-140
t 4th	Butler National	74-73-76-223
t 4th	Red River Classic	71-70-72-213
t 9th	UNLV Classic	75-74-71-220
7th	Golf World	75-72-68-215

Spring 1990

t 4th	Arizona Intercollegiate	70-70-70-210
1st	John Burns	68-64-73-205
t 9th	Golf Digest Inter.	73-74-71-218
t 13th	Morris Williams	76-75-71-222
8th	The American	69-75-74-218
t 17th	Sun Devil-Thunderbird	76-70-72-218
1st	Big 8 Championship	70-65-76-211
t 27th	Oak Tree Intercollegiate	73-78-73-224
1st	NCAA Central Regional	73-72-69-214
t 14th	NCAA Championship	72-72-72-289

Fall 1990

t 14th	Tucker Intercollegiate	72-73-72-217
t 33rd	The Preview	78-75-72-225
1st	Kansas Invitational	71
t 8th	LSU Invitational	77-70-67-214
t 22nd	Golf World	75-71-72-218
2nd	UNLV Invitational	70-75-70-215

Spring 1991

t 9th	Big Island Classic	76-72-76-224
t 5th	Ping/Arizona Invitational	70-73-73-216
t 11th	John Burns	71-73-74-218
10th	Golf Digest Collegiate	74-68-75-217
2nd	Morris Williams	74-68-68-210
t 13th	Sun Devil	72-73-72-217
t 23rd	Stanford Intercollegiate	79-75-66-220
t 8th	Big 8 Championship	75-77-78-230
t 37th	Ping/Oak Tree Collegiate	70-74-78-222
t 2nd	NCAA Central Regional	69-70-73-212
t 28th	NCAA Championship	75-68-80-73-296



OSU ALL-AMERICANS

BOB MAY - LAHABRA, CALIFORNIA

2nd Team All-America	1990
3rd Team All-America	1989
Hon. Men. All-America	1991
3rd Big 8 Championship	1991
Member, U.S. Walker Cup Team	1991

Year	Rounds-Strokes	Low-High	Average
1988-89	34-2505	66-81	73.68
1989-90	45-3294	66-82	73.20
1990-91	34-2491	66-79	73.26
Career	113-8290	66-82	73.3



Fall 1988

t 29th	Southwestern Inter.	76-72-80-228
t 5th	Red River Classic	70-70-71-211
t 9th	Ping/Tour Tulsa	76-75-71-222
t 54th	Golf World	76-77-70-223

Spring 1989

t 19th	Ping/Arizona Inter.	74-76-76-226
t 12th	Golf Digest	73-74-72-219
1st	Morris Williams	74-70-66-210
t 31st	All American	72-73-81-226
10th	Big 8 Championship	74-71-80-225
t 20th	NCAA Central Regional	77-73-74-224
t 21st	NCAA Championship	71-73-71-76-291

Fall 1989

t 14th	The Preview	69-76-145
t 6th	Butler National	78-72-74-224
t 15th	Red River Classic	70-74-75-219
t 14th	UNLV Classic	70-76-75-221
1st	Golf World	71-69-66-206

Spring 1990

t 23rd	Arizona Intercollegiate	69-75-75-219
2nd	John Burns	72-67-68-207
t 14th	Golf Digest	73-74-72-219
t 4th	Morris Williams	76-70-71-217
58th	The American	79-79-82-240
10th	Sun Devil-Thunderbird	74-72-69-215
7th	Big 8 Championship	73-73-73-219
t 39th	Oak Tree Intercollegiate	74-75-78-227
t 21st	NCAA Central Regional	76-76-72-224
t 28th	NCAA Championship	73-76-73-70-292

Fall 1990

No tournaments played

Spring 1991

t 15th	Big Island Classic	74-73-79-226
2nd	Ping/Arizona Invitational	70-68-76-214
2nd	John Burns	73-74-67-214
t 21st	Golf Digest Collegiate	75-75-70-220
t 15th	Morris Williams	75-71-77-223
t 25th	Sun Devil	76-76-67-219
t 36th	Stanford Intercollegiate	77-77-69-223
3rd	Big 8 Championship	79-69-73-221
t 22nd	Ping/Oak Tree Collegiate	74-78-66-218
t 15th	NCAA Central Regional	70-73-75-218
t 22nd	NCAA Championship	72-71-74-78-295



OSU ALL-AMERICANS

SCOTT DE SERRANO - FARMER'S BRANCH, TEXAS

3rd Team All-America 1991

Hon. Men. All-America 1990

10th NCAA Championship 1991

Member of 1991 NCAA Championship Team

Year	Rounds-Strokes	Low-High	Average
1989-90	36-2621	67-81	72.80
1990-91	41-3016	68-84	73.56
1991-92	6-432	69-75	72.00
Career	83-6069	67-84	73.12



Fall 1989

31st	The Preview	76-73-149
6th	Red River Classic	71-68-75-214
t 28th	Golf World	76-73-73-22

Spring 1990

t 4th	Arizona Intercollegiate	67-72-71-210
t 9th	Golf Digest	72-77-69-218
t 4th	Morris Williams	71-73-73-217
t 9th	The American	74-72-73-219
t 39th	Sun Devil-Thunderbird	81-69-72-222
4th	Big 8 Championship	
t 11th	Oak Tree Intercollegiate	75-69-74-218
t 21st	NCAA Central Regional	73-74-77-224
t 28th	NCAA Championship	74-74-74-70-292

Fall 1990

t 6th	Tucker Intercollegiate	68-73-74-215
t 22nd	The Preview	72-75-75-222
t 8th	Kansas Invitational	77
t 15th	LSU Invitational	72-76-69-217
t 59th	Golf World	73-75-77-225
7th	UNLV Invitational	73-73-72-218

Spring 1991

t 33rd	Big Island Classic	76-72-84-232
t 57th	Golf Digest	73-81-74-228
t 8th	Morris Williams	69-79-71-219
t 9th	Sun Devil	70-74-72-216
t 8th	Big 8 Championship	76-78-76-230
t 4th	Ping/Oak Tree Collegiate	70-73-70-213
t 6th	NCAA Central Regional	71-72-70-213
t 10th	NCAA Championship	79-69-73-70-291

Fall 1991

t 8th	Tucker Intercollegiate	70-69-75-214
	Golfweek/Preview	72-72-74-218



OSU ALL-AMERICANS

CRAIG HAINLINE - WICHITA, KANSAS

1st Team All-America 1990

3rd Team All-America 1991

Hon. Men. All-America 1992

Academic All-Big 8 1990

Big 8 Runner-up 1991

t 4th NCAA Championship 1991

Won first college tournament entered

Year	Rounds-Strokes	Low-High	Average
1989-90	43-3130	64-81	72.79
1990-91	44-3233	68-79	73.48
1991-92	37-2720	68-80	73.51
1992-93	34-2535	69-84	74.56
Career	158-11618	64-84	73.53



Fall 1989

1st	Butler National	74-75-70-219
10th	Red River Classic	70-70-76-216
t 51st	UNLV Classic	78-74-71-223
t 21st	Golf World	74-81-73-228

Spring 1990

6th	Arizona Intercollegiate	74-66-71-211
19th	John Burns	73-73-70-216
t 34th	Golf Digest	77-72-75-224
1st	Morris Williams	73-69-71-213
t 9th	The American	70-74-75-219
t 3rd	Sun Devil-Thunderbird	75-69-70-214
t 5th	Big 8 Championship	78-64-76-218
t 11th	Oak Tree Intercollegiate	71-73-74-218
t 7th	NCAA Central Regional	70-76-74-220
t 23rd	NCAA Championship	75-73-69-74-291

Fall 1990

t 6th	Tucker Intercollegiate	73-72-70-215
t 13th	The Preview	73-76-70-219
t 8th	Kansas Invitational	77
t 5th	LSU Invitational	73-68-72-213
t 59th	Golf World	75-76-74-225

Spring 1991

1st	Big Island Classic	72-73-71-216
t 20th	Ping/Arizona Invitational	74-76-72-222
t 27th	John Burns	74-74-73-221
t 14th	Golf Digest	75-72-71-218
t 17th	Morris Williams	74-74-77-225
t 35th	Sun Devil	74-71-76-221
2nd	Big 8 Championship	76-74-70-220
66th	Ping/Oak Tree Collegiate	74-77-79-230
35th	NCAA Central Regional	76-74-72-222
t 4th	NCAA Championship	74-72-71-72-289

Fall 1991

t 25th	Tucker Intercollegiate	74-71-73-218
t 28th	Golfweek/Preview	70-74-74-218
t 16th	Golf World	69-77-74-220
6th	UNLV Rebel Classic	73-72-72-217

Spring 1992

t 53rd	Golf Digest	75-75-80-230
t 14th	Morris Williams	76-73-77-226
28th	Ping/American Collegiate	75-75-73-223
t 16th	ASU Sun Devil	72-75-71-218
t 13th	Big 8 Championship	74-75-76-225
t 18th	Perry Maxwell	74-68-72-214
t 34th	NCAA Central Regional	75-72-77-224
t 15th	NCAA Championship	70-75-72-70-287

Fall 1992

t 48th	Ping/Golfweek Preview	74-79-77-230
t 9th	Taylor Made Red River	74-69-71-214
t 4th	Jerry Pate Nat'l Inter.	72-73-71-216
t 31st	Golf World	76-72-71-219
t 19th	UNLV Rebel Classic	72-76-71-219

Spring 1993

t 43rd	Taylor Made-Big Island	84-70-75-229
t 11th	John Burns	71-70-72-213
t 26th	Golf Digest	77-76-153
t 42nd	Morris Williams	79-73-79-231
t 73rd	Carpet Capital	80-79-159
t 16th	Big 8 Championship	76-76-78-230
t 36th	The Maxwell	74-71-77-222



OSU ALL-AMERICANS

ALAN BRATTON - COLLEGE STATION, TEXAS

1st Team All-America	1994, 95
2nd Team All-America	1992
Hon. Men. All-America	1993
Co-National Player of the Year (Jack Nicklaus Award)	1994
National Player of the Year Runner-up	1995
Big 8 Player of the Year	1992, 94
Big 8 Champion	1992, 95
Big 8 Newcomer of the Year	1992
Academic All-America	1994, 95
Academic Big 8	1992, 93, 94, 95
Member, U.S. Walker Cup Team	1995

Year	Rounds-Strokes	Low-High	Average
1991-92	39-2846	66-80	72.97
1992-93	47-3441	67-79	73.21
1993-94	46-3279	66-78	71.28
1994-95	47-3364	66-80	71.57
Career	179-12930	66-80	72.23



Fall 1991			
5th	LSU Invitational		73-74-74-221
t 34th	Golf World		72-74-80-226
t 28th	UNLV Rebel Classic		77-76-74-227

Spring 1992			
1st	Big Island		72-74-74-220
t 36th	Ping/Arizona		72-75-147
2nd	Golf Digest		73-72-66-211
t 10th	Morris Williams		75-72-77-224
2nd	Ping American		70-72-72-214
t 27th	ASU Sun Devil		73-73-76-222
1st	Big 8 Championship		68-71-71-210
t 18th	Perry Maxwell		71-74-69-214
t 31st	NCAA Central Regional		74-71-78-223
t 15th	NCAA Championship		68-74-74-71-287

Fall 1992			
t 6th	Ping/Golfweek Preview		74-73-73-220
t 18th	Taylor Made Red River		71-73-72-216
t 9th	Jerry Pate		79-71-70-220
t 53rd	Golf World		76-76-71-223
t 4th	UNLV Rebel Classic		71-73-68-212

Spring 1993			
4th	Big Island		70-73-72-215
t 28th	John Burns		73-75-69-217
t 8th	Golf Digest		75-74-149
t 23rd	Morris Williams		73-77-74-224
t 5th	Carpet Capital		74-69-143
t 12th	Ping American		77-69-72-218
t 42nd	ASU Sun Devil		77-72-73-222
t 4th	Big 8 Championship		67-73-79-219
t 39th	The Maxwell		75-75-73-223
t 37th	NCAA Central Regional		72-79-74-225
t 34th	NCAA Championship		71-76-73-75-295

Fall 1993			
t 7th	Red River Classic		71-69-72-212
t 9th	Ping/Tulsa		74-69-77-220
t 11th	Jerry Pate		69-76-72-217
t 14th	Golf World		72-73-69-214

Spring 1994			
1st	Ping/Arizona		68-66-69-203
t 68th	Big Island		75-78-76-229
2nd	John Burns		67-70-71-208
2nd	Golf Digest		77-68-71-216
1st	Morris Williams		66-72-72-210
t 5th	Ping/North Carolina		71-71-73-215
t 11th	ASU Sun Devil		70-72-73-215
2nd	Big 8 Championship		71-75-72-218
t 9th	The Maxwell		70-70-75-215
5th	NCAA Central Regional		69-70-72-211
2nd	NCAA Championship		70-67-66-73-276

Fall 1994			
2nd	Tucker Intercollegiate		71-71-69-211
35th	Golfweek Preview		70-80-150
2nd	Red River Classic		72-69-69-210
t 3rd	Jerry Pate		69-73-67-209
t 19th	Golf World		71-71-75-217

Spring 1995			
t 15th	Ping Arizona		71-72-70-213
t 4th	Big Island		74-68-69-211
t 5th	John Burns		69-73-142
1st	Golf Digest		72-70-71-213
t 12th	Morris Williams		71-72-76-219
t 9th	Ping/North Carolina		72-73-71-216
t 29th	ASU Sun Devil		73-77-73-223
1st	Big 8 Championship		70-66-75-211
t 19th	The Maxwell		73-73-72-218
1st	NCAA Central Regional		69-74-68-211
t 17th	NCAA Championship		75-76-69-70-290




OSU ALL-AMERICANS

CHRIS TIDLAND - PLACENTIA, CALIFORNIA

1st Team All-America	1993, 95
Hon. Men. All-America	1992, 94
NCAA Runner-up	1995
Big 8 Player of the Year	1993
Co-Big 8 Champion	1995
Academic All-Big 8	1992, 93, 94, 95

Year	Rounds-Strokes	Low-High	Average
1991-92	45-3326	68-81	73.91
1992-93	44-3196	67-81	72.64
1993-94	46-3366	67-79	73.17
1994-95	45-3233	68-78	71.84
Career	180-13121	67-81	72.89



Fall 1991

t 5th	Tucker Intercollegiate	68-70-75-213
t 15th	Golfweek Preview	73-71-71-215
t 12th	LSU Invitational	73-77-76-226
t 13th	Golf World	70-76-73-219
4th	UNLV Rebel Classic	69-68-74-211

Spring 1992

t 29th	Big Island	79-79-76-234
t 36th	Ping/Arizona	73-74-147
t 62nd	Golf Digest	74-79-81-234
t 18th	Morris Williams	76-76-75-227
t 46th	Ping American Collegiate	73-78-76-227
t 52nd	ASU Sun Devil	75-76-78-229
6th	Big 8 Championship	74-77-68-219
6th	Perry Maxwell	69-69-70-208
t 11th	NCAA Central Regional	75-74-69-218
t 74th	NCAA Championship	78-73-75-73-299

Fall 1992

t 30th	Ping/Golfweek Preview	74-79-75-228
t 41st	Taylor Made Red River	68-72-81-221
t 13th	Jerry Pate	73-73-76-222
t 3rd	Golf World	68-72-68-208

Spring 1993

t 5th	Taylor Made Big Island	71-71-75-217
t 7th	John Burns	69-69-73-211
t 51st	Golf Digest	79-78-157
t 3rd	Morris Williams	73-68-72-213
t 8th	Carpet Capital	75-69-144
6th	Ping American Inter.	72-72-70-214
t 24th	ASU Sun Devil	73-74-72-219
2nd	Big 8 Championship	77-67-72-216
t 4th	The Maxwell	71-70-70-211
t 18th	NCAA Central Regional	73-75-73-221
t 28th	NCAA Championship	75-73-76-70-294

Fall 1993

t 23rd	Ping/Golfweek Preview	74-72-76-222
t 28th	Taylor Made Red River	76-74-69-219
1st	Ping/Tulsa Invitational	73-68-71-212
t 48th	Jerry Pate	76-76-77-229
t 3rd	Golf World	70-68-70-208

Spring 1994

3rd	Big Island	69-67-75-211
t 23rd	John Burns	70-72-74-216
t 48th	Golf Digest	74-78-76-228
10th	Morris Williams	72-74-76-222
t 17th	Ping Intercollegiate	70-79-70-219
t 41st	ASU/Thunderbird	70-73-79-222
t 4th	Big 8 Championship	72-77-71-220
t 31st	The Maxwell	74-73-73-220
t 45th	NCAA Central Regional	73-73-73-219
t 67th	NCAA Championship	77-74-74-74-299

Fall 1994

3rd	Tucker Intercollegiate	73-71-68-212
t 12th	Golfweek Preview	72-73-145
t 4th	Red River Classic	68-74-70-212
t 8th	Jerry Pate	72-73-70-215
1st	Golf World	70-68-70-208

Spring 1995

t 23rd	Ping Arizona	76-68-71-215
t 6th	Taylor Made/Big Island	72-73-68-213
t 4th	Golf Digest	70-74-72-216
t 17th	Morris Williams	76-73-71-220
t 35th	Ping Intercollegiate	78-71-76-225
t 2nd	ASU Thunderbird	71-70-73-214
t 1st	Big 8 Championship	69-73-69-211
t 29th	The Maxwell	77-71-73-221
t 36th	NCAA Central Regional	71-74-77-222
t 2nd	NCAA Championship	69-69-72-74-284



OSU ALL-AMERICANS

KRIS COX - LAFAYETTE, LOUISIANA

1st Team All-America	1994
3rd Team All-America	1996
Hon. Men. All-America	1995
Big 8 Champion	1996
Big 8 Newcomer of the Year	1993
Academic All-American	1995, 96
Academic All-Big 8	1993, 94, 95, 96
Member, U.S. Walker Cup Team	1995

Year	Rounds-Strokes	Low-High	Average
1992-93	44-3255	67-81	73.98
1993-94	40-2886	67-82	72.15
1994-95	38-2763	69-77	72.71
1995-96	40-2956	68-82	73.90
Career	162-11860	67-82	73.21



Fall 1992			
t 73rd	Ping/Golfweek Preview		75-81-81-237
t 6th	Taylor Made Red River		68-72-72-212
t 10th	Golf World		67-73-73-213
t 10th	UNLV Rebel Classic		69-69-76-214

Spring 1993			
t 36th	Taylor Made Big Island		78-74-75-227
t 21st	John Burns		70-72-73-215
t 26th	Golf Digest		76-77-153
t 16th	Morris Williams		75-74-72-221
3rd	Carpet Capital		69-72-141
t 42nd	Ping/American Inter.		74-74-79-227
t 39th	ASU Sun Devil		72-75-74-221
t 8th	Big 8 Championship		75-74-76-225
t 45th	The Maxwell		79-75-71-225
t 23rd	NCAA Central Regional		75-70-78-223
t 56th	NCAA Championship		77-75-76-73-301

Fall 1993			
t 9th	Taylor Made Red River		74-68-72-214
t 19th	Golf World		71-70-75-216

Spring 1994			
5th	Ping/Arizona Inter.		67-67-72-206
t 12th	Big Island		76-70-71-217
1st	John Burns		69-70-67-206
t 27th	Golf Digest		75-78-72-225
t 22nd	Morris Williams		76-76-73-225
1st	Ping/Intercollegiate		72-68-73-213
t 2nd	ASU/Thunderbird		68-71-70-209
t 17th	Big 8 Championship		73-82-76-231
t 31st	The Maxwell		71-75-74-220
t 28th	NCAA Central Regional		75-70-72-217
t 21st	NCAA Championship		69-73-73-72-287

Fall 1994			
t 47th	Golfweek Preview		76-76-152
t 11th	Red River Classic		71-70-74-215
t 13th	Golf World		75-72-69-216

Spring 1995			
t 28th	Ping/Arizona Inter.		72-71-73-216
t 61st	Taylor Made Big Island		76-74-75-225
t 2nd	John Burns		72-69-141
t 7th	Golf Digest		72-74-72-218
t 4th	Ping/Intercollegiate		75-69-69-213
t 12th	ASU/Thunderbird		72-73-75-220
t 6th	Big 8 Championship		71-70-77-218
t 26th	The Maxwell		75-72-73-220
t 24th	NCAA Central Regional		73-70-76-219
t 17th	NCAA Championship		75-73-71-71-290

Fall 1995			
t 19th	Missouri Bluffs Inter.		73-73-72-218
t 52nd	Taylor Made Red River		73-70-79-222
t 24th	Golf World		72-72-75-219

Spring 1996			
t 11th	Mauna Kea Collegiate		74-72-72-218
t 4th	Taylor Made Big Island		80-72-73-225
t 7th	Rolex Golf Digest		73-68-78-219
t 2nd	Morris Williams		71-76-72-219
t 53rd	Ping Intercollegiate		80-75-72-227
t 11th	Karsten Creek Collegiate		73-74-75-222
1st	Big 8 Championship		75-71-71-217
t 17th	The Maxwell		72-72-75-219
t 85th	NCAA Central Regional		74-73-82-229
t 24th	NCAA Championship		71-78-76-77-302



OSU ALL-AMERICANS

TRIP KUEHNE - DALLAS, TEXAS

2nd Team All-America	1996
3rd Team All-America	1994, 95
Ben Hogan Award	1995
Big 8 Newcomer of the Year	1994
Academic All-America	1995, 96
Academic All-Big 8	1994, 95, 96
OSU Top Male Student	1995
Runner-up U.S. Amateur	1994
Member, U.S. Walker Cup Team	1995

Year	Rounds-Strokes	Low-High	Average
1991-92*	40-2980	67-85	74.50
1992-93*	9-644	67-75	71.55
1993-94	46-3352	65-77	72.87
1994-95	44-3217	67-80	73.11
1995-96	40-2975	68-84	74.37
Career	179-13168	65-85	73.56

note: * - at Arizona State



Fall 1993

t 28th	Ping/Golfweek Preview	77-70-76-223
t 25th	Taylor Made Red River	76-71-71-218
3rd	Ping/Tulsa Invitational	70-71-74-215
t 2nd	Jerry Pate	71-74-68-213

Spring 1994

t 32nd	Ping/Arizona Inter.	73-71-72-216
t 29th	Big Island	76-71-73-220
16th	John Burns	74-73-67-214
t 51st	Golf Digest	77-76-76-229
t 29th	Morris Williams	77-73-76-226
t 17th	Ping/Intercollegiate	70-74-75-219
t 31st	ASU/Thunderbird	
t 4th	Big 8 Championship	73-75-72-220
4th	The Maxwell	68-75-69-212
t 45th	NCAA Central Regional	77-70-72-219
t 25th	NCAA Championship	75-75-65-73-288

Fall 1994

t 9th	Tucker Intercollegiate	72-76-71-219
t 24th	Golfweek Preview	73-75-148
t 19th	Red River Classic	75-70-73-218
t 45th	Jerry Pate	79-72-78-229
t 42nd	Golf World	73-78-72-223

Spring 1995

1st	Ping/Arizona Inter.	68-69-70-207
t 4th	Taylor Made Big Island	70-68-73-211
t 9th	John Burns	71-72-143
1st	Golf Digest	73-72-68-213
25th	Morris Williams	76-72-76-224
t 64th	ASU/Thunderbird	74-77-78-229
8th	Big 8 Championship	71-73-75-219
18th	The Maxwell	67-70-80-217
t 36th	NCAA Central Regional	76-76-70-222
t 39th	NCAA Championship	72-75-75-73-295

Fall 1995

t 15th	Taylor Made Red River	70-70-75-215
t 12th	Jerry Pate	74-73-76-223
84th	Golf World	75-80-84-239

Spring 1996

t 7th	Mauna Kea Collegiate	72-73-70-215
t 18th	Taylor Made Big Island	81-77-71-229
t 30th	Rolex Golf Digest	72-76-77-225
1st	Morris Williams	75-72-70-217
t 28th	Ping/Intercollegiate	76-70-75-221
2nd	Karsten Creek Collegiate	72-68-71-211
t 13th	Big 8 Championship	81-76-73-230
t 27th	The Maxwell	75-74-73-222
t 19th	NCAA Central Regional	71-76-72-219
t 47th	NCAA Championship	80-75-74-80-309



OSU ALL-AMERICANS

LEIF WESTERBERG - UPPLANDS VASBY, SWEDEN

2nd Team All-America 1996, 97

Hon. Men. All-America 1994, 95

Big 12 Player of the Year 1997

Big 12 Student-Athlete of the Year 1997

Academic All-America 1997

Member of 1995 NCAA Championship Team

Year	Rounds-Strokes	Low-High	Average
1993-94	46-3360	67-80	73.04
1994-95	47-3480	67-82	74.04
1995-96	40-2949	67-83	73.72
1996-97	41-2966	63-80	72.34
Career	174-12777	63-83	73.30



Fall 1993

t 23rd	Ping/Golfweek Preview	80-71-71-222
t 3rd	Taylor Made Red River	72-68-70-210
t 32nd	Ping/Tulsa Invitational	75-76-78-229
t 28th	Jerry Pate	74-71-77-222
t 3rd	Golf World	68-72-68-208

Spring 1994

t 14th	Ping/Arizona Inter.	74-70-67-211
t 42nd	Big Island	74-74-75-223
t 31st	John Burns	71-72-74-217
t 14th	Golf Digest	72-78-71-221
t 35th	Ping/Intercollegiate	76-77-72-225
t 22nd	ASU/Thunderbird	73-73-72-218
t 14th	Big 8 Championship	78-77-75-230
t 23rd	The Maxwell	72-76-71-219
t 21st	NCAA Central Regional	70-69-76-215
t 35th	NCAA Championship	72-72-73-73-290

Fall 1994

t 19th	Tucker Intercollegiate	76-75-71-222
t 56th	Golfweek Preview	76-78-154
t 7th	Red River Classic	71-70-73-214
51st	Jerry Pate	80-74-77-231
t 13th	Golf World	71-70-75-216

Spring 1995

t 8th	Ping/Arizona Inter.	74-68-69-211
t 38th	Taylor Made Big Island	76-73-71-220
t 25th	John Burns	74-73-147
t 43rd	Golf Digest	75-76-75-226
t 25th	Morris Williams	71-76-77-224
t 25th	Ping/Intercollegiate	68-77-77-222
t 12th	ASU/Thunderbird	71-74-75-220
t 26th	Big 8 Championship	78-72-82-232
t 51st	The Maxwell	77-73-76-226
t 6th	NCAA Central Regional	74-73-67-214
t 63rd	NCAA Championship	78-75-76-72-301

Fall 1995

t 18th	Ping/Golfweek Inter.	81-68-72-221
2nd	Missouri Bluffs Inter.	70-67-68-205
t 7th	Taylor Made Red River	70-73-70-213
t 35th	Jerry Pate	82-74-72-228
t 7th	Golf World	74-71-68-213

Spring 1996

1st	Mauna Kea Collegiate	68-69-69-206
t 22nd	Taylor Made Big Island	83-73-74-230
9th	Rolex Golf Digest	74-73-73-220
7th	Morris Williams	74-73-73-220
t 19th	Ping/Intercollegiate	71-75-74-220
t 51st	Karsten Creek Collegiate	80-76-77-233
t 18th	Big 8 Championship	79-80-73-232
t 44th	NCAA Championship	76-77-80-75-308

Fall 1996

t 50th	Tucker Intercollegiate	73-70-77-220
t 15th	Ping/Golfweek Preview	75-73-78-226
t 29th	Taylor Made Red River	70-69-75-214
t 2nd	Jerry Pate	76-63-72-211

Spring 1997

t 5th	John Burns	72-68-72-212
t 3rd	The Bridges All-American	74-69-68-211
t 63rd	Golf Digest	80-77-157
17th	Morris Williams	74-76-150
t 13th	Ping/Intercollegiate	70-74-73-217
t 23rd	ASU/Thunderbird	71-73-76-220
1st	Big 12 Championship	67-68-76-211
t 37th	The Maxwell	73-72-76-221
t 3rd	NCAA Central Regional	68-69-73-210
t 15th	NCAA Championship	71-74-69-72-286



OSU ALL-AMERICANS

BRIAN GUETZ - LITTLETON, COLORADO

3rd Team All-America 1996

Hon. Men. All-America 1997

All-Big 12 1997

Year	Rounds-Strokes	Low-High	Average
1993-94	3-222	69-80	74.00
1994-95	15-1133	71-84	75.53
1995-96	37-2742	66-82	74.11
1996-97	44-3203	65-81	72.79
Career	99-7300	65-84	73.74



Fall 1993

No tournaments played

Spring 1994

t 44th The Maxwell 69-80-73-222

Fall 1994

t 37th Tucker Intercollegiate 74-76-75-225

t 19th Red River Classic 71-73-74-218

t 54th Jerry Pate 84-77-74-235

Spring 1995

t 39th Morris Williams 73-77-77-227

t 64th The Maxwell 75-78-75-228

Fall 1995

t 37th Ping/Golfweek Collegiate 79-72-75-226

4th Missouri Bluffs Inter. 74-70-66-210

t 17th Taylor Made Red River 75-71-70-216

t 44th Jerry Pate 77-79-74-230

Spring 1996

t 12th Rolex Golf Digest 75-72-75-222

t 31st Morris Williams 82-80-72-234

t 42nd Ping Intercollegiate 74-73-77-224

t 45th Karsten Creek Collegiate 81-76-75-232

3rd Big 8 Championship 73-77-71-221

1st The Maxwell 68-69-70-207

t 6th NCAA Central Regional 71-75-70-216

t 31st NCAA Championship 74-78-74-78-304

Fall 1996

t 10th Tucker Intercollegiate 70-72-71-213

8th Ping/Golfweek Preview 75-73-74-222

t 14th Taylor Made Red River 69-71-71-211

t 29th Jerry Pate 75-75-74-224

t 34th Golf World 72-77-72-221

Spring 1997

1st John Burns 72-71-68-211

t 17th The Bridges All-American 68-74-77-217

t 20th Golf Digest 79-70-149

t 9th Morris Williams 74-74-148

t 50th Ping/Intercollegiate 77-81-71-229

t 21st ASU/Thunderbird 70-74-75-219

13th Big 12 Championship 78-75-72-225

t 6th The Maxwell 70-70-74-214

t 6th NCAA Central Regional 74-72-65-211

t 17th NCAA Championship 71-72-71-73-287



OSU ALL-AMERICANS

BO VAN PELT - RICHMOND, INDIANA

1st Team All-America	1997
Hon. Men. All-America	1998
Member, Palmer Cup Team	1997
All-Big 12	1997, 98

Year	Rounds-Strokes	Low-High	Average
1994-95	3-224	73-77	74.67
1995-96	31-2318	67-88	74.77
1996-97	44-3182	66-83	72.32
1997-98	39-2836	67-81	72.72
Career	117-8560	66-88	73.16



Fall 1994

No tournaments played

Spring 1995

t 40th	The Maxwell	74-77-73-224
--------	-------------	--------------

Fall 1995

t 68th	Ping/Golfweek Inter.	76-80-77-233
1st	Missouri Bluffs Inter.	67-68-69-204
t 15th	Taylor Made Red River	68-69-78-215
t 8th	Jerry Pate	73-76-73-222
t 52nd	Golf World	76-74-76-226

Spring 1996

t 37th	Mauna Kea Collegiate	82-76-69-227
t 75th	Taylor Made Big Island	88-71-82-241
t 25th	The Maxwell	69-76-76-221
t 6th	NCAA Central Regional	70-72-74-216
t 62nd	NCAA Championship	77-79-75-82-313

Fall 1996

t 27th	Tucker Intercollegiate	72-72-72-216
t 2nd	Ping/Golfweek Preview	76-67-75-218
t 19th	Taylor Made Red River	71-71-70-212
t 9th	Jerry Pate	70-70-75-215
t 4th	Golf World	68-67-76-211

Spring 1997

t 1st	John Burns	75-70-66-211
t 7th	The Bridges All-American	75-70-69-214
t 43rd	Golf Digest	77-76-153
t 3rd	Morris Williams	75-71-146
t 34th	Ping/Intercollegiate	78-76-70-224
t 23rd	ASU/Thunderbird	73-72-75-220
t 33rd	Big 12 Championship	76-83-75-234
t 4th	The Maxwell	68-72-73-213
t 1st	NCAA Central Regional	73-68-68-209
t 15th	NCAA Championship	72-75-70-69-286

Fall 1997

t 32nd	Tucker Intercollegiate	72-74-146
t 17th	Ping/Golfweek Preview	70-72-75-217
t 10th	Jerry Pate	77-68-71-216
	Golf World	73-76-73-222

Spring 1998

t 15th	John Burns	69-69-72-210
t 65th	Golf Digest	75-81-74-230
t 2nd	Morris Williams	72-70-70-212
t 29th	U.S. Collegiate	70-75-81-226
t 3rd	ASU/Thunderbird	69-73-73-215
t 4th	Big 12 Championship	81-71-73-225
t 17th	The Maxwell	71-74-72-217
t 34th	NCAA Central Regional	70-73-75-218
19th	NCAA Championship	70-67-74-71-282



OSU ALL-AMERICANS

EDWARD LOAR - ROCKWALL, TEXAS

2nd Team All-America	1997, 99, 00
3rd Team All-America	1998
Palmer Cup Team	1999
U.S. Walker Cup Team	1999
Sunnehanna Amateur Champion	1999, 00
Southwestern Amateur Champion	1997
Southern Amateur Champion	1999
Big 12 Runner-up	2000

Year	Rounds-Strokes	Low-High	Average
1996-97	38-2741	66-78	72.13
1997-98	39-2827	66-80	72.49
1998-99	40-2891	65-82	72.28
1999-00	37-2634	65-81	71.19
Career	154-11093	65-82	72.03



Fall 1996

t 39th	Taylor Made Red River	73-69-74-216
1st	Jerry Pate	71-67-70-208
t 28th	Golf World	73-74-73-220

Spring 1997

t 18th	John Burns	70-71-75-216
t 7th	The Bridges All-American	70-67-77-214
t 20th	Golf Digest	78-71-149
t 13th	Morris Williams	73-76-149
t 6th	Ping/Intercollegiate	70-76-69-215
2nd	ASU/Thunderbird	71-66-73-210
12th	Big 12 Championship	72-76-75-223
1st	The Maxwell	72-66-67-205
t 11th	NCAA Central Regional	75-70-69-214
t 72nd	NCAA Championship	72-77-77-76-302

Fall 1997

t 1st	Tucker Intercollegiate	70-67-137
t 4th	Ping/Golfweek Preview	71-68-72-211
t 4th	Jerry Pate	73-66-75-214
	Rolex Match Play	1-2 record
t 37th	Golf World	74-71-75-220

Spring 1998

t 20th	John Burns	72-73-68-213
t 63rd	Golf Digest	73-80-76-229
t 34th	Morris Williams	77-77-74-228
t 9th	U.S. Collegiate	74-73-71-218
t 22nd	ASU/Thunderbird	73-74-73-220
t 6th	Big 12 Championship	77-75-74-226
t 9th	The Maxwell	73-72-71-216
t 19th	NCAA Central Regional	69-73-72-214
t 15th	NCAA Championship	68-72-66-75-281

Fall 1998

t 9th	Ping/Golfweek Preview	74-75-72-221
t 15th	Taylor Made Red River	71-71-70-212
t 3rd	Jerry Pate	71-69-65-205
1st	Golf World	69-70-67-206

Spring 1999

4th	John Burns	67-68-71-206
t 28th	Golf Digest	76-69-75-220
t 32nd	Morris Williams	78-76-75-229
t 9th	U.S. Collegiate	72-69-72-213
t 22nd	ASU/Thunderbird	72-72-73-217
t 14th	Big 12 Championship	70-76-72-218
t 22nd	The Maxwell	76-73-72-221
t 27th	NCAA Central Regional	78-70-73-221
t 39th	NCAA Championship	82-76-69-75-302

Fall 1999

t 26th	Ping/Golfweek Preview	73-79-68-220
t 5th	Taylor Made Red River	69-69-66-204
t 34th	Jerry Pate	75-72-71-218
t 41st	Golf World	70-72-74-216

Spring 2000

t 5th	John Burns	71-70-67-208
t 20th	Las Vegas Intercollegiate	72-69-74-215
t 7th	Morris Williams	68-81-71-220
1st	U.S. Collegiate	69-65-69-203
2nd	Big 12 Championship	72-68-70-210
t 6th	The Maxwell	70-74-71-215
t 40th	NCAA Central Regional	74-73-70-217
t 41st	NCAA Championship	72-72-72-72-288



OSU ALL-AMERICANS

CHARLES HOWELL - AUGUSTA, GEORGIA

1st Team All-America	1999, 00
3rd Team All-America	1998
NCAA Champion	2000 (new record)
Big 12 Champion	2000 (new record)
Big 12 Athlete of the Year	2000
Big 12 Student-Athlete of the Year	2000
All-Big 12	1998, 99, 00
Jack Nicklaus Award	2000
Fred Haskins Award	2000
Palmer Cup Team	1999
Set all-time NCAA season scoring average record in 2000 (69.57)	

Year	Rounds-Strokes	Low-High	Average
1997-98	39-2812	66-79	72.10
1998-99	40-2867	66-77	71.68
1999-00	37-2574	63-80	69.57
Career	116-8253	63-80	71.15



Fall 1997		
t 41st	Tucker Intercollegiate	69-78-147
t 44th	Ping/Golfweek Preview	76-72-74-222
t 32nd	Jerry Pate	77-77-73-227
	Rolex Match Play	3-0 record
t 31st	Golf World	71-73-74-218

Spring 1998		
3rd	John Burns	69-68-67-204
t 6th	Golf Digest	72-71-70-213
t 2nd	Morris Williams	70-73-69-212
2nd	U.S. Collegiate	66-73-72-211
t 46th	ASU/Thunderbird	77-75-72-224
3rd	Big 12 Championship	74-76-70-220
t 7th	The Maxwell	68-78-69-215
t 25th	NCAA Central Regional	79-69-68-216
t 20th	NCAA Championship	70-74-70-69-283

Fall 1998		
1st	Ping/Golfweek Preview	73-69-74-216
t 4th	Taylor Made Red River	70-67-69-206
t 9th	Jerry Pate	69-73-68-210
t 37th	Golf World	75-74-74-223

Spring 1999		
t 2nd	John Burns	68-71-66-205
3rd	Golf Digest	74-69-66-209
7th	Morris Williams	75-70-74-219
t 13th	U.S. Collegiate	73-70-71-214
t 29th	ASU/Thunderbird	76-73-69-218
t 14th	Big 12 Championship	74-72-72-218
t 22nd	The Maxwell	70-77-74-221
t 10th	NCAA Central Regional	73-76-68-217
5th	NCAA Championship	71-77-70-73-291

Fall 1999		
t 6th	Ping/Golfweek Preview	72-74-68-214
4th	Taylor Made Red River	68-68-66-202
1st	Jerry Pate	68-66-67-201
t 30th	Golf World	74-72-68-214

Spring 2000		
t 9th	John Burns	71-71-68-210
t 3rd	Las Vegas Intercollegiate	69-69-70-208
t 25th	Morris Williams	72-73-80-225
t 24th	U.S. Collegiate	71-75-72-218
1st	Big 12 Championship	66-66-68-200
1st	The Maxwell	70-66-70-206
t 10th	NCAA Central Regional	71-69-71-211
1st	NCAA Championship	67-66-63-69-265



OSU ALL-AMERICANS

ANDERS HULTMAN - GOTHENBURG, SWEDEN

1st Team All-America	2001
3rd Team All-America	2000
Hon. Men. All-America	2002
All-Big 12	1999, 01, 02
Big 12 Champion	2002
Member of 2000 NCAA Championship Team	

Year	Rounds-Strokes	Low-High	Average
1998-99 (Fr.)	40-2,935	67-81	73.38
1999-2000 (So.)	36-2,581	67-78	71.69
2000-2001 (Jr.)	36-2,572	63-81	71.44
2001-2002 (Sr.)	40-2,892	65-79	72.30
Career	152-10,980	63-81	72.24



Spring 1999

T52.	John A. Burns Inter.	73-71-75—219
11.	Golf Digest Collegiate Invit.	72-71-72—215
T23.	Morris Williams	77-74-76—227
T18.	U.S. Collegiate	70-74-72—216
T13.	ASU Thunderbird	76-67-71—214
T7.	Big 12 Championship	73-69-73—215
T7.	The Maxwell by Pontiac	72-71-72—215
T48.	NCAA Central Regional	75-78-73—226
T57.	NCAA Championship	73-80-77-76—306

Fall 1999

T6.	Ping-Golfweek Preview	73-68-73—214
T33.	Red River Classic	75-67-71—213
T18.	Jerry Pate National Inter.	73-75-67—215
T20.	Golf World/Palmetto Dunes	70-68-74—212

Spring 2000

DQ.	John Burns Intercollegiate	69-70-DQ
T7.	Las Vegas Intercollegiate	69-69-73—211
T31.	Morris Williams Inter.	75-78-73—226
T21.	Compaq U.S. Collegiate	78-72-67—217
T15.	Big 12 Championship	76-67-76—219
T11.	The Maxwell	75-74-68—217
9.	NCAA Central Regional	72-68-70—210
T41.	NCAA Championship	72-76-68-72—288

Fall 2000

T51.	Ping-Golfweek Preview	73-80—153
T20.	Taylor Made Red River Classic	74-68-73—215
T11.	Jerry Pate National Intercollegiate	70-68-72—210
1.	Rolex/Golf World/ Palmetto Dunes	66-66-63—195

Spring 2001

4.	John Burns Intercollegiate	70-69-67—206
T23.	Las Vegas Intercollegiate	71-73-75—219
4.	Morris Williams Intercollegiate	74-66—140
T13.	Ford U.S. Collegiate	69-72-76—217
1.	ASU Thunderbird Invitational	69-68-69—206
T33.	Big 12 Championship	81-80-75—236
1.	The Maxwell	70-67-67—204
T40.	NCAA Central Regional	74-77-72—223
	NCAA Championship	76-72—148

Fall 2001

T13.	Ping/Golfweek Preview	73-72-72—217
T4.	Taylor Made Red River Classic	69-68-70—207
6.	Jerry Pate Intercollegiate	70-72-70—212
T9.	Long Cove Invitational	73-73-68—214

Spring 2002

T22.	Ping Arizona Intercollegiate	73-67-75—215
T39.	Las Vegas Collegiate	76-73-73—222
T47.	Morris Williams Intercollegiate	73-79-79—231
T30.	U.S. Collegiate	74-76-73—223
T42.	ASU Thunderbird Invitational	71-72-73—216
1.	Big 12 Championship	70-68-65—203
T12.	The Maxwell	71-72-72—215
T33.	NCAA Central Regional	70-75-76—221
T102.	NCAA Championship	74-71-76-75—296



OSU ALL-AMERICANS

HUNTER MAHAN - MCKINNEY, TEXAS

Jack Nicklaus Award	2003
Fred Haskins Award	2003
Ben Hogan Award	2003
U.S. Palmer Cup Team	2002
1st Team All-America	2002, 03
2nd Team All-America*	2001
Big 12 Player of the Year	2002, 03
U.S. Amateur Runner-Up	2002
Holds 18-hole school scoring record (62)	
Pac-10 Freshman of the Year*	2001
All-Pac-10*	2001
All-Big 12	2002, 03

Year	Rounds-Strokes	Low-High	Average
2000-2001 (Fr.)	*41-2,929	63-80	71.44
2001-2002 (So.)	39-2,750	62-76	70.51
2002-2003 (Jr.)	37-2,613	65-79	70.62
Totals	117-8,292	62-80	70.87

*at USC



Fall 2000 (at USC)

T5.	Northwest Classic	70-67-69—218
T56.	William H. Tucker	73-79-72—224
1.	Windon Memorial	72-68-73—213
1.	Red River Classic	72-65-67—204
4.	Jerry Pate Intercollegiate	71-63-70—204

Spring 2001 (at USC)

t12.	Ping Arizona Intercollegiate	70-68-75—213
t45.	Taylor Made Waikoloa Intercollegiate	78-76-80—234
t27.	Cleveland Golf Classic	74-76—150
t30.	Morris Williams Intercollegiate	75-73—148
t15.	ASU Thunderbird Invitational	75-68-68—211
t4.	U.S. Intercollegiate	73-70-68—211
2.	Pac-10 Championship	68-69-67-67—271
t9.	The Maxwell	69-74-69—212
t12.	NCAA West Regional	74-72-70—216

Fall 2001

t43.	Ping/Golfweek Preview	75-73-76—224
DQ.	Taylor Made Red River Classic	DQ-72-70—DQ
t1.	Jerry Pate Intercollegiate	68-72-65—205
t9.	Long Cove Invitational	69-75-70—214

Spring 2002

1.	Ping Arizona Intercollegiate	67-68-68—203
t27.	Las Vegas Collegiate	69-74-76—219
t3.	Morris Williams Intercollegiate	70-70-74—214
1.	U.S. Collegiate	62-73-69—204
t29.	ASU Thunderbird Invitational	68-72-73—213
t4.	Big 12 Championship	69-74-67—210
5.	The Maxwell	72-66-72—210
t7.	NCAA Central Regional	73-69-72—214
3.	NCAA Championship	68-71-67-72—278

Fall 2002

t12	Inverness Intercollegiate	78-73-70—221 (+8)
t6	Ping/Golfweek Preview	79-66-74—219 (+3)

Spring 2003

t12	Mercedes-Benz Collegiate	72-73-70—215 (-1)
t3	Puerto Rico Classic	71-76-67—214 (-2)
t6	Toyota Men's Collegiate	73-70-67—210 (-6)
1	Morris Williams Intercollegiate	68-69-65—202 (-14)
t1	Augusta State Invitational	69-70-70—209 (-7)
t4	U.S. Intercollegiate	70-65-73—208 (-5)
1	Big 12 Championship	73-67-68—208 (-2)
1	The Maxwell	67-68-69—204 (-6)
t5	NCAA Central Regional	71-71-68—210 (-6)
8	NCAA Championship	73-71-73-76—293 (+8)



OSU ALL-AMERICANS

CASEY WITTENBERG - MEMPHIS, TENNESSEE

2nd Team All-America	2004
All-Big 12	2004
Low Amateur, The Masters	2004
U.S. Walker Cup Team	2003
SGA National Amateur of the Month	2004
Big 12 Golfer of the Month	2004
Top-Ranked Men's Amateur	2003
U.S. Amateur Runner-up	2003

Year	Rounds-Strokes	Low-High	Average
2003-04 (Fr.)	31-2,219	64-78	71.58
Career	31-2,219	64-78	71.58

Fall 2003

T13.	Wendon Memorial Classic	74-71-73—218
4.	Jerry Pate Natl. Intercollegiate	71-64-67—202

Spring 2004

T9.	Mercedes-Benz Collegiate	75-70-73—218
14.	Puerto Rico Classic	73-73-70—216
T19.	Morris Williams Intercollegiate	71-71-73—215
T9.	Hall of Fame Invitational	72-67-73—212
8.	Big 12 Championship	73-73-71—217
T21.	The Maxwell	74-66-73—213
T8.	NCAA Central Regional	69-74-78—221
T24.	NCAA Championship	72-73-73-69—287





OSU ALL-AMERICANS

ALEX NORÉN - STOCKHOLM, SWEDEN

European Palmer Cup Team	2004, 05
3rd Team All-America	2005
Hon. Men. All-America	2004
All-Big 12	2004, 05
Academic All-Big 12	2003, 05
All-Central Region Team	2002, 03, 04, 05

Year	Rounds-Strokes	Low-High	Average
2001-2002 (Fr.)	28-2,082	67-84	74.36
2002-2003 (So.)	36-2,642	68-82	73.39
2003-04 (Jr.)	33-2,403	65-82	72.32
2004-05 (Sr.)	34-2,457	63-77	72.27
Career	131-9,584	63-84	73.16



Spring 2002

T29.	Ping Arizona Intercollegiate	74-70-72—216
T45.	Las Vegas Collegiate	75-79-71—225
T73.	Morris Williams Intercollegiate	76-84-80—240
T41.	U.S. Collegiate	80-73-73—226
T52.	ASU Thunderbird Invitational	76-67-75—218
T15.	Big 12 Championship	75-71-72—218
T9.	The Maxwell	70-70-74—214
T12.	NCAA Central Regional	74-70-72—216
T152.	NCAA Championship	83-78-78-70—309

Fall 2002

T3.	Inverness Intercollegiate	74-69-74—217
T25.	Windon Memorial Classic	74-74-75—223
T25.	Ping/Golfweek Preview	73-76-77—226
T25.	Jerry Pate Intercollegiate	73-71—144
	Hooters Match Play Championship	3-0-1

Spring 2003

T29.	Mercedes-Benz Collegiate	68-75-77—220
T65.	Puerto Rico Classic	82-74-77—233
T39.	Toyota Men's Collegiate	74-76-71—221
T24.	Morris Williams Intercollegiate	73-71-73—217
T28.	Augusta State Invitational	73-72-68—213
T6.	The Maxwell	74-68-68—210
T33.	NCAA Central Regional	73-74-70—217
T31.	NCAA Championship	80-72-74-75—301

Fall 2003

71.	Ping/Golfweek Preview	80-77—157
t7.	Jerry Pate National Intercollegiate	65-65-74—204
	Hooters Match Play Championship	0-2

Spring 2004

t33.	Mercedes-Benz Collegiate	76-73-76—225
t28.	Morris Williams Intercollegiate	76-71-72—219
2.	Hall of Fame Invitational	71-68-69—208
t5.	National Invitational	66-72-74—212
t8.	Boilermaker Invitational	69-73-72—214
t3.	Big 12 Championship	71-68-75—214
8.	The Maxwell	70-69-69—208
t21.	NCAA Central Regional	70-77-77—224
81.	NCAA Championship	82-82-75-79—318

Fall 2004

T43.	Ping/Golfweek Preview	73-75-74—222
	Hooters Collegiate Match Play	2-2-0

Spring 2005

T2.	Taylor Made/Walkoloo Intercollegiate	67-65-66—198
T26.	Puerto Rico Classic	72-75-71—218
T35.	Southern Highlands Collegiate	73-74-77—224
T41.	Hall of Fame Invitational	74-77-72—223
T11.	Morris Williams Intercollegiate	75-71-76—222
T23.	Texas A&M Invitational	77-73-73—223
2.	Big 12 Championship	70-72-72—214
2.	The Maxwell	69-72-63—204
T36.	NCAA Central Regional	73-70-75—218
39.	NCAA Championship	70-69-77-75—291



OSU ALL-AMERICANS

ZACK ROBINSON - FT. WORTH, TEXAS

3rd Team All-America	2005
Hon. Men. All-America	2003
Byron Nelson Award Winner	2006
All-Central Region Team	2003, 05, 06
1st Team Academic All-America	2005, 06
Academic All-Big 12	2003, 04, 05, 06
All-Big 12	2005

Year	Rounds-Strokes	Low-High	Average
2002-03 (Fr.)	39-2,885	68-83	73.97
2003-04 (So.)	36-2,647	64-79	73.53
2004-05 (Jr.)	37-2,677	67-83	72.35
2005-06 (Sr.)	28-2,059	66-83	73.54
Career	140-10,268	64-83	73.34



Fall 2002

T24.	Inverness Intercollegiate	78-76-72—226
T39.	Windon Memorial Classic	73-78-77—228
T45.	Ping/Golfweek Preview	81-74-76—231
T25.	Jerry Pate Intercollegiate	71-73—144
	Hooters Match Play Championship	0-3-1

Spring 2003

T34.	Mercedes-Benz Collegiate	73-74-74—221
T3.	Puerto Rico Classic	72-70-72—214
T42.	Toyota Men's Collegiate	70-75-77—222
T55.	Morris Williams Intercollegiate	70-76-77—223
T15.	U.S. Intercollegiate	74-71-68—213
T27.	Big 12 Championship	83-74-78—235
T21.	The Maxwell	70-68-77—215
T20.	NCAA Central Regional	68-73-74—215
T19.	NCAA Championship	75-77-70-76—298

Fall 2003

t42.	Ping/Golfweek Preview	76-73—149
t28.	Windon Memorial Classic	74-76-73—223
19.	Jerry Pate National Intercollegiate	69-71-69—209
	Hooters Match Play Championship	2-1-1

Spring 2004

t13.	Mercedes-Benz Collegiate	77-72-71—220
t24.	Puerto Rico Classic	74-76-69—219
t24.	Morris Williams Intercollegiate	71-72-74—217
t40.	Hall of Fame Invitational	73-75-74—222
57.	National Invitational	76-76-79—231
t36.	Big 12 Championship	77-73-77—227
t9.	The Maxwell	74-64-71—209
37.	NCAA Central Regional	76-74-78—228
43.	NCAA Championship	73-73-71-76—293

Fall 2004

T16.	Ping/Golfweek Preview	75-68-72—215
T24.	Jerry Pate Intercollegiate	72-68-71—211
T41.	Isleworth Collegiate Invitational	76-71-83—230
	Hooters Collegiate Match Play	2-2-0

Spring 2005

T8.	Puerto Rico Classic	68-71-73—212
T10.	Southern Highlands Collegiate	70-72-74—216
T4.	Hall of Fame Invitational	72-67-72—211
T3.	Morris Williams Intercollegiate	75-69-74—218
T10.	Texas A&M Invitational	75-70-74—219
3.	Big 12 Championship	74-73-68—215
T11.	The Maxwell	70-69-74—213
T36.	NCAA Central Regional	72-74-72—218
T58.	NCAA Championship	74-74-78-73—299

Fall 2005

T55.	Ping/Golfweek Preview	76-76-75—227
T45.	Isleworth-UCF	
	Collegiate Invitational	73-76-81—230
	Hooters Collegiate Match Play	3-1

Spring 2006

T35.	Hawaii-Hilo Intercollegiate	70-75-72—217
T38.	Puerto Rico Classic	75-66-79—220
T67.	Hall of Fame Invitational	79-83-74—236
T15.	Aggie Invitational	76-81-68—225
2.	The Maxwell	66-69-68—203
2.	NCAA Central Regional	71-66-71—208
T45.	NCAA Championship	72-75-74-72—293




OSU ALL-AMERICANS

TYLER LEON - DALLAS, TEXAS

2nd Team All-America	2005
Hon. Men. All-America	2004, 06
All-Central Region Team	2004, 05, 06, 07
Academic All-Big 12	2005, 06, 07
All-Big 12	2005, 07
Golfweek Honorable Mention All-American	2007

Year	Rounds-Strokes	Low-High	Average
2003-04 (Fr.)	39-2,828	67-82	72.51
2004-05 (So.)	40-2,878	64-79	71.95
2005-06 (Jr.)	37-2,717	67-82	73.43
2006-07 (Sr.)	32-2,321	67-79	72.53
Career	148-10,744	64-82	72.60



Fall 2003

t20.	Ping/Golfweek Preview	71-74—145
t57.	Windon Memorial Classic	74-76-78—228
t20.	Jerry Pate National Intercollegiate	73-70-67—210
	Hooters Match Play Championship	2-2

Spring 2004

t40.	Mercedes-Benz Collegiate	82-74-71—227
2.	Puerto Rico Classic	69-71-68—208
t28.	Morris Williams Intercollegiate	72-71-76—219
t4.	Hall of Fame Invitational	73-68-69—210
t18.	National Invitational	72-79-67—218
t33.	Boilermaker Invitational	76-74-73—223
t16.	Big 12 Championship	71-76-75—222
t21.	The Maxwell	69-73-71—213
t8.	NCAA Central Regional	73-73-75—221
t17.	NCAA Championship	70-72-70-72—284

Fall 2004

T7.	Ping/Golfweek Preview	71-71-69—211
T10.	Jerry Pate Intercollegiate	70-69-69—208
T39.	Isleworth Collegiate Invitational	74-76-79—229

Spring 2005

1.	Taylor Made/Walkoloe Intercollegiate	64-66-65—195*
T15.	Puerto Rico Classic	73-70-71—214
T33.	Southern Highlands Collegiate	74-72-77—223
2.	Hall of Fame Invitational	76-64-67—207
T15.	Morris Williams Intercollegiate	74-76-73—223
T3.	Texas A&M Invitational	69-72-72—213
T8.	Big 12 Championship	68-75-77—220
T16.	The Maxwell	70-73-72—215
T56.	NCAA Central Regional	74-69-78—221
T58.	NCAA Championship	76-73-76-74—299

* tied 54-hole school record

Fall 2005

T13.	Ping/Golfweek Preview	75-71-68—214
T22.	Isleworth-UCF	
	Collegiate Invitational	76-73-75—224
	Hooters Collegiate Match Play	2-2

Spring 2006

T17.	Hawaii-Hilo Intercollegiate	70-74-68—212
T18.	Puerto Rico Classic	73-69-74—216
T25.	Southern Highlands Collegiate	78-73-77—228
T17.	Hall of Fame Invitational	75-75-75—225
T5.	Morris Williams Intercollegiate	70-71-72—213
T29.	Aggie Invitational	71-82-76—229
T42.	Big 12 Championship	79-77-72—228
T22.	The Maxwell	69-67-77—213
T24.	NCAA Central Regional	71-74-74—219
T57.	NCAA Championship	75-74-74-73—296

Fall 2006

T13	Fighting Illini Invitational	74-69-76—219
T18	Ping/Golfweek Preview	70-69-73—212
T10	Isleworth-UCF	
	Collegiate Invitational	74-69-78—221
—	Callaway Golf Collegiate Match Play Championship	3-0-1

Spring 2007

T29	Hawaii-Hilo Intercollegiate	69-68-70—207
T27	Puerto Rico Classic	70-78-70—218
T23	Southern Highlands Collegiate	74-74-74—222
T33	Morris Williams Intercollegiate	75-72—147
T30	United States Collegiate Championship	74-79-74—227
T9	Big 12 Championship	72-72-77—221
T7	The Maxwell	68-67-69—204
T9	NCAA Central Regional	75-73-75—223
T53	NCAA Championship	74-69-72-74—289



OSU ALL-AMERICANS

PABLO MARTIN - MALAGA, SPAIN

1st Team All-America	2005, 06
European Palmer Cup Team	2005, 06
Hon. Men. All-America	2007
Fred Haskins Award Winner	2006
Jack Nicklaus Award Winner	2006
Phil Mickelson Award Winner	2005
2nd Team Academic All-America	2006
Big 12 Player of the Year	2006, 07
Big 12 Newcomer of the Year	2005
All-Central Region Team	2005, 06, 07
All-Big 12	2005, 06, 07
Academic All-Big 12	2006, 07
Two-time SGA National Amateur of the Month	
Four-time Big 12 Golfer of the Month	
Golfweek Player of the Year	2005
Golfweek Freshmen of the Year	2005
Golfweek First-Team All-America	2006

Year	Rounds-Strokes	Low-High	Average
2004-05 (Fr.)	31-2,219	65-78	71.58
2005-06 (So.)	37-2,614	64-76	70.65
2006-07 (Jr.)	28-2,021	66-84	72.18
Career	96-6,854	64-78	71.40



Fall 2004

1.	Ping/Golfweek Preview	69-66-71—206
31.	Jerry Pate Intercollegiate	71-69-72—212
T1.	Isleworth Collegiate Invitational	69-68-72—209
	Hooters Collegiate Match Play	4-0-0

Spring 2005

T37.	Taylor Made/Walkoloo Intercollegiate	68-73-68—209
T4.	Puerto Rico Classic	69-71-70—210
T10.	Southern Highlands Collegiate	75-68-73—216
6.	Hall of Fame Invitational	70-69-73—212
T15.	Morris Williams Intercollegiate	76-71-76—223
T8.	Texas A&M Invitational	74-73-71—218
T11.	Big 12 Championship	73-77-71—221
T6.	The Maxwell	70-68-73—211
2.	NCAA Central Regional	65-70-71—206
T47.	NCAA Championship	72-74-74-75—295

Fall 2005

T1.	Ping/Golfweek Preview	73-64-68—205
1.	Isleworth-UCF	
	Collegiate Invitational	67-72-73—212
	Hooters Collegiate Match Play	3-1

Spring 2006

3.	Hawaii-Hilo Intercollegiate	64-70-70—204
2.	Puerto Rico Classic	68-67-71—206
T2.	Southern Highlands Collegiate	73-71-73—217
4.	Hall of Fame Invitational	72-73-73—218
T8.	Morris Williams Intercollegiate	71-72-71—214
4.	Aggie Invitational	72-74-70—216
3.	Big 12 Championship	75-68-70—213
T16.	The Maxwell	74-72-66—212
T10.	NCAA Central Regional	70-76-69—215
5.	NCAA Championship	66-72-71-73—282

Fall 2006

T3	Fighting Illini Invitational	71-70-71—213
T7	Ping/Golfweek Preview	67-69-73—209

Spring 2007

T12	Hawaii-Hilo Intercollegiate	68-66-69—203
T42	Southern Highlands Collegiate	77-76-75—228
T30	United States	
	Collegiate Championship	75-75-77—227
1	Big 12 Championship	70-73-68—211
4	The Maxwell	67-67-67—201
T105	NCAA Central Regional	79-78-84—241
T49	NCAA Championship	70-72-71-75—288



OSU ALL-AMERICANS

JONATHAN MOORE - VANCOUVER, WASHINGTON

1st Team All-America	2006
NCAA Champion	2006
Arnold Palmer Award Winner	2006
Phil Mickelson Award Winner	2006
All-Freshman Team	2006
All-Central Region Team	2006, 07
Big 12 Newcomer of the Year	2006
All-Big 12	2006, 07
Academic All-Big 12	2006, 07
U. S. Palmer Cup Team Member	2007
Golfweek Freshman of the Year	2006
Golfweek First-Team All-America	2007
United States Walker Cup Team	2007

Year	Rounds-Strokes	Low-High	Average
2005-06 (Fr.)	34-2,429	64-81	71.44
2006-07 (So.)	30-2,171	62-83	72.37
Career	64-4,600	62-83	71.88



Fall 2005

T50	Ping/Golfweek Preview	73-81-72—226
	Hooters Collegiate Match Play	1-3

Spring 2006

T14	Hawaii-Hilo Intercollegiate	70-73-68—211
T55	Puerto Rico Classic	75-72-77—224
T20	Southern Highlands Collegiate	74-72-81—227
2	Hall of Fame Invitational	74-70-72—216
T2	Morris Williams Intercollegiate	72-69-71—212
T5	Aggie Invitational	75-71-71—217
T14	Big 12 Championship	74-73-72—219
1	The Maxwell	64-66-66—196
1	NCAA Central Regional	69-69-67—205
1	NCAA Championship	68-70-69-69—276

Fall 2006

T24	Fighting Illini Invitational	74-73-75—222
T18	Ping/Golfweek Preview	73-71-68—212

Spring 2007

1	Hawaii-Hilo Intercollegiate	68-62-65—195
T3	Puerto Rico Classic	68-72-70—210
T45	Southern Highlands Collegiate	73-75-81—229
T33	Morris Williams Intercollegiate	75-72—147
T30	Big 12 Championship	75-71-83—229
T7	The Maxwell	72-64-68—204
T50	NCAA Central Regional	75-77-79—231
T64	NCAA Championship	73-70-76-73—292



OSU ALL-AMERICANS

RICKIE FOWLER - MURRIETA, CALIFORNIA

All-Nicklaus Team	2008, 2009
Phil Mickelson Award Winner	2008
Golfweek First-Team All-America	2008, 2009
Golfweek Player of the Year	2008
Ben Hogan Award	2008
Ping First-Team All-America	2008, 2009
Ping All-Central Region Team	2008
United States Palmer Cup Team	2008
United States Walker Cup Team	2007, 2009
Big 12 Golfer of the Month (Two-Time)	2008
SGA Amateur of the Month	2008
All-Big 12	2008, 2009
Big 12 Player of the Year	2008
Big 12 Newcomer of the Year	2008
World Amateur Medalist	2008

Year	Rounds-Strokes	Low-High	Average
2007-08 (Fr.)	38-2,702	63-77	71.11
2008-09 (So.)	36-2,596	65-80	72.11
Career	74-5,298	63-80	71.60



Fall 2007

4	Ping/Golfweek Preview	73-69-73—215
1	Olympia Fields/Fighting Illini Inv.	70-63-70—203
4	Isleworth/UCF Collegiate Inv.	72-66-73—211
—	Callaway Golf Collegiate Match Play	1-1

Spring 2008

2	Puerto Rico Classic	69-75-65—209
T7	Southern Highlands Collegiate	70-73-73—216
T8	Barona Collegiate Cup	71-73-67—211
T2	U.S. Collegiate Championship	72-70-67—209
T8	Morris Williams Intercollegiate	74-72-71—217
1	Big 12 Championship	72-68-71-68—279
13	The Maxwell	68-73-73—214
T20	NCAA Central Regional	74-77-73—224
T4	NCAA Championship	74-77-70-73—294

Fall 2008

T5	Fighting Illini Invitational	75-68-69—212
4	Ping/Golfweek Preview	68-69-73—210
T12	Isleworth/UCF Collegiate Inv.	75-73-71—219

Spring 2009

T12	Puerto Rico Classic	72-68-71—211
T29	Southern Highlands Collegiate	71-80-73—224
T5	Linger Longer Invitational	73-71-72—216
T19	Morris Williams Intercollegiate	76-70-78—224
T19	U.S. Collegiate	71-77-74—222
1	Aggie Invitational	65-73—138
5	Big 12 Championship	74-71-72-69—286
12	NCAA South Central Regional	75-75-74—224
T3	NCAA Championship	72-70-68—210



OSU ALL-AMERICANS

MORGAN HOFFMANN - WYCKOFF, NEW JERSEY

1st Team All-America	2009, 11
2nd Team Golfweek All-America	2010, 11
All-Big 12	2009, 10, 11
Academic All-Big 12	2011
Big 12 Golfer of the Month	2011
2nd Team All-America	2010
All-Big 12	2009, 10
U.S. Palmer Cup Team	2009
1st Team Golfweek All-America	2009
Phil Mickelson Award winner	2009
All-Freshman Team	2009
United States Walker Cup Team	2009
Big 12 Player of the Year	2009
Big 12 Newcomer of the Year	2009
All-Central Region	2009
SGA National Amateur of the Month	2009

Year	Rounds-Strokes	Low-High	Average
2008-09 (Fr.)	33-2,370	62-81	71.82
2009-10 (So.)	40-2,911	67-82	72.78
2010-11 (Jr.)	40-2,875	65-80	71.88
Career	113-8,156	62-82	72.18



Fall 2008

T1	Ping/Golfweek Preview	69-66-72—207
T54	Isleworth/UCF Collegiate Inv.	75-75-81—231

Spring 2009

T12	Puerto Rico Classic	73-71-67—211
T2	Southern Highlands Collegiate	72-62-76—210
T13	Linger Longer Invitational	75-72-74—221
T1	Morris Williams Intercollegiate	72-72-70—212
T32	U.S. Collegiate	75-72-78—225
2	Aggie Invitational	69-70—139
1	Big 12 Championship	71-71-68-66—276
T13	NCAA South Central Regional	77-72-77—226
T7	NCAA Championship	72-69-71—212

Fall 2009

T38	Fighting Illini Invitational	77-75-73—225
2	Ping/Golfweek Invitational	74-70-69—213
T13	Isleworth Collegiate Invitational	74-74-73—221
T3	Gifford Collegiate at CordeValle	70-69-69—208

Spring 2010

T29	Mauna Lani Invitational	76-76-69—221
T15	Puerto Rico Classic	70-67-74—211
T48	Southern Highlands Collegiate	79-82-76—237
T38	Linger Longer Invitational	80-74-73—227
T26	Morris Williams Intercollegiate	78-75-72—225
T8	Aggie Invitational	72-69-71—212
T7	Big 12 Championship	70-71-74-73—288
T3	NCAA Southeast Regional	71-69-69—209
T18	NCAA Championship	70-70-74—214

Fall 2010

T24	Fighting Illini Invitational	71-75-70—216
T43	Ping/Golfweek Preview	73-78-80—231
T10	Jack Nicklaus Invitational	75-70-73—218
3	Isleworth Collegiate Invitational	71-71-74—216

Spring 2011

T6	Ameri Ari Invitational	73-68-65—206
7	Puerto Rico Classic	71-67-72—210
1	Southern Highlands Collegiate Masters	69-68-69—206
12	Oregon Duck Invitational	75-71-68—214
T63	Augusta State Invitational	72-78-76—226
T4	Aggie Invitational	71-73-72—216
1	Big 12 Championship	70-69-68-73—280
13	NCAA Colorado Regional	70-71-72—213
T38	NCAA Championship	75-73-75—223



OSU ALL-AMERICANS

TRENT LEON - DALLAS, TEXAS

3rd Team All-America	2009
Hon. Men. All-America	2007, 2008
All-Central Region	2006, 2007, 2008, 2009
Cleveland Golf All-America Scholar	2008
All-Big 12	2008, 2009
Academic All-Big 12	2007, 2008, 2009
Big 12 Golfer of the Month	2008
SGA National Amateur of the Month	2008

Year	Rounds-Strokes	Low-High	Average
2005-06 (Fr.)	34-2,490	66-79	73.24
2006-07 (So.)	33-2,406	67-83	72.91
2007-08 (Jr.)	41-3,013	69-86	73.51
2008-09 (Sr.)	33-2,409	66-81	73.00
Career	141-10,318	66-86	73.20



Fall 2005

T39 Ping/Golfweek Preview	77-72-74—223
T11 Isleworth-UCF Collegiate Inv.	69-75-77—221
- Hooters Collegiate	
Match Play Championship	3-1

Spring 2006

T17 Hawaii-Hilo Intercollegiate	68-72-72—212
T63 Puerto Rico Classic	79-70-77—226
T30 Southern Highlands Collegiate	76-78-76—230
T8 Hall of Fame Invitational	73-74-75—222
T2 Morris Williams Intercollegiate	70-72-70—212
23 Big 12 Championship	74-72-75—221
T6 The Maxwell	66-73-68—207
T24 NCAA Central Regional	70-76-73—219
T62 NCAA Championship	76-77-75-69—297

Fall 2006

T28 Ping/Golfweek Preview	76-71-67—214
T45 Isleworth-UCF Collegiate Inv.	75-77-76—228
- Callaway Golf Collegiate	
Match Play Championship	2-2

Spring 2007

T5 Hawaii-Hilo Intercollegiate	68-67-66—201
T27 Puerto Rico Classic	70-73-75—218
T28 Southern Highlands Collegiate	71-77-76—224
T23 Morris Williams Intercollegiate	72-74—146)
T43 United States Collegiate Ch.	73-73-83—229
T17 Big 12 Championship	77-74-74—225
T25 The Maxwell	67-73-72—212
T44 NCAA Central Regional	77-81-72—230
T15 NCAA Championship	72-69-69-69—279

Fall 2007

T18 Inverness Intercollegiate	72-74-74—220
T16 Ping/Golfweek Preview	72-72-76—220
T43 Olympia Fields/	
Fighting Illini Invitational	75-73-78—226
T7 Isleworth-UCF Collegiate Inv.	69-75-69—213
- Callaway Golf Collegiate	
Match Play Championship	0-2

Spring 2008

T17 Puerto Rico Classic	69-75-73—217
T36 Southern Highlands Collegiate	80-76-70—226
T27 Barona Collegiate Cup	72-71-75—218
1 U.S. Collegiate Championship	69-69-70—208
T34 Morris Williams Intercollegiate	73-76-77—226
T18 Big 12 Championship	73-76-71-76—296
T13 The Maxwell	69-75-70—214
T5 NCAA Central Regional	71-74-72—217
T64 NCAA Championship	73-76-86-78—313

Fall 2008

T7 Fighting Illini Invitational	71-69-73—213
3 Ping/Golfweek Preview	70-73-66—209

Spring 2009

T17 Puerto Rico Classic	71-70-72—213
T6 Southern Highlands Collegiate	74-69-71—214
T7 Linger Longer Invitational	75-74-68—217
T5 Morris Williams Intercollegiate	72-74-74—220
T44 U.S. Collegiate	73-81-74—228
T43 Aggie Invitational	76-76—152
T12 Big 12 Championship	78-75-72-71—296
T25 NCAA South Central Regional	75-76-77—228
T36 NCAA Championship	71-70-78—219



OSU ALL-AMERICANS

KEVIN TWAY - EDMOND, OKLAHOMA

1st Team All-America	2011
1st Team Golfweek All-America	2011
Big 12 Golfer of the Month	2011
2nd Team All-America	2010
Hon. Men. All-America	2008, 09
2nd Team Golfweek All-America	2010
Hon. Men. Golfweek All-America	2009
All-Big 12	2008, 09, 10

Year	Rounds-Strokes	Low-High	Average
2007-2008 (Fr.)	41-3,013	67-84	73.49
2008-2009 (So.)	32-2,343	69-83	75.53
2009-2010 (Jr.)	32-2,353	65-82	73.53
2010-2011 (Sr.)	40-2,853	64-80	71.33
Total	145-10,562	64-84	72.84



Fall 2007

T36	Inverness Intercollegiate	79-72-74—225
T29	Ping/Golfweek Preview	74-75-74—223
6	Olympia Fields/Fighting Illini Invitational	75-69-71—215
T58	Islworth-UCF Collegiate Invitational	73-74-78—225
-	Callaway Golf Collegiate Match Play Championship	0-1

Spring 2008

T25	Puerto Rico Classic	72-78-69—219
T56	Southern Highlands Collegiate	75-80-75—230
T21	Barona Collegiate Cup	74-74-68—216
37	U.S. Collegiate Championship	73-77-74—224
T23	Morris Williams Intercollegiate	73-72-77—222
2	Big 12 Championship	72-68-70-73—283
2	The Maxwell	67-69-70—206
1	NCAA Central Regional	70-69-75—214
T60	NCAA Championship	81-70-76-84—311

Fall 2008

T39	Fighting Illini Invitational	75-71-78—224
T31	Ping/Golfweek Preview	77-71-73—221
T41	Islworth-UCF Collegiate Invitational	69-76-83—228

Spring 2009

T25	Puerto Rico Classic	70-73-73—216
T29	Southern Highlands Collegiate	79-70-75—224
11	Linger Longer Invitational	72-70-76—218
3	Morris Williams Intercollegiate	71-70-75—216
T28	U.S. Collegiate	73-76-75—224
T26	Aggie Invitational	72-77—149
1	NCAA South Central Regional	74-72-70—216
T27	NCAA Championship	74-71-72—217

Fall 2009

T17	Fighting Illini Invitational	73-73-73—219
T36	Ping/Golfweek Invitational	76-79-73—228
T7	Islworth Collegiate Invitational	74-70-76—220
T8	Gifford Collegiate at CordeValle	69-73-69—211

Spring 2010

3	Mauna Lani Invitational	72-68-72—212
1	Puerto Rico Classic	65-68-66—199
T48	Southern Highlands Collegiate	76-82-79—237
2	Linger Longer Invitational	73-70-67—210
T53	Morris Williams Intercollegiate	77-77-77—231
14	Aggie Invitational	72-66-75—213
T7	Big 12 Championship	75-73-69-71—288
T17	NCAA Southeast Regional	72-72-69—213
T14	NCAA Championship	74-71-68—213

Fall 2010

T11	Fighting Illini Invitational	71-71-71—213
5	Ping/Golfweek Preview	77-70-72—219
7	Jack Nicklaus Invitational	72-73-71—216
7	Islworth Collegiate Invitational	73-71-75—219

Spring 2011

5	Ameri Ari Invitational	67-66-72—205
T23	Puerto Rico Classic	69-76-72—217
14	Southern Highlands Collegiate Masters	80-70-70—220
T5	Oregon Duck Invitational	74-68-69—211
1	Augusta State Invitational	64-69-71—204
T2	Aggie Invitational	73-72-70—215
2	Big 12 Championship	66-73-71-75—285
1	NCAA Colorado Regional	72-65-69—206
T38	NCAA Championship	77-74-72—223



OSU ALL-AMERICANS

PETER UIHLEIN - ORLANDO, FLORIDA

1st Team All-America	2010, 11
1st Team Golfweek All-America	2010, 11
Ben Hogan Award Winner	2011
Mark H. McCormack Medal Winner	2010
Big 12 Player of the Year	2011
U.S. Amateur Champion	2010
All-Big 12	2010, 11
Three-time Big 12 Golfer of the Month	2010, 11
SGA National Amateur of the Month	2010, 11
1st Team Golfweek All-America	2010
2nd Team Golfweek All-America	2009
Golfweek All-Freshman Team	2009
U.S. Walker Cup Team	2009, 11

Year	Rounds-Strokes	Low-High	Average
2008-2009 (Fr.)	20-1,461	66-78	73.05
2009-2010 (So.)	40-2,886	65-85	72.15
2010-2011 (Jr.)	28-1,985	65-77	70.89
Total	88-6,332	65-85	71.96



Fall 2008

T27	Fighting Illini Invitational	70-73-77—220 (+10)
-----	------------------------------	--------------------

Spring 2009

T25	Linger Longer Invitational	76-71-78—228 (+9)
1	Ind. Gaillardia Intercollegiate	76-72—148 (+4)
T8	Aggie Invitational	66-77—143 (+1)
9	Big 12 Championship	72-71-75-75—293 (+13)
2	NCAA South Central Regional	72-70-75—217 (+1)
T18	NCAA Championship	73-72-70—215 (+2)

Fall 2009

T14	Fighting Illini Invitational	75-69-74—218
1	Ping/Golfweek Invitational	69-71-71—211
T3	Isleworth Collegiate Invitational	68-73-75—216
1	Gifford Collegiate at CordeValle	68-65-69—202

Spring 2010

T86	Mauna Lani Invitational	80-75-79—234
T11	Puerto Rico Classic	70-72-67—209
T57	Southern Highlands Collegiate	74-85-80—239
29	Linger Longer Invitational	78-72-74—224
T32	Morris Williams Intercollegiate	74-78-74—226
T8	Aggie Invitational	75-72-65—212
2	Big 12 Championship	67-72-72-70—281
1	NCAA Southeast Regional	68-70-68—206
T2	NCAA Championship	69-68-71—208

Fall 2010

1	Fighting Illini Invitational	69-65-70—204
T2	Ping/Golfweek Preview	72-74-70—216
2	Jack Nicklaus Invitational	73-68-67—208

Spring 2011

T4	Puerto Rico Classic	72-72-65—209
T21	Southern Highlands Collegiate Masters	76-77-70—223
1	Aggie Invitational	72-67-71—210
T4	Big 12 Championship	74-75-69-70—288
T9	NCAA Colorado Regional	70-68-74—212
T3	NCAA Championship	73-69-73—215

Fall 2011

T41	Fighting Illini Invitational	74-71-79—224
-----	------------------------------	--------------



OSU ALL-AMERICANS

WYNDHAM CLARK - DENVER, COLORADO

2nd Team All-America	2014
Big 12 Player of the Year	2014
All-Big 12	2014
All-Central Region	2014
1st Team Golfweek All-America	2014
U.S. Palmer Cup Team	2014

Year	Rounds-Strokes	Low-High	Average
2012-2013 (Fr.)	5-379	68-85	75.80
2013-2014 (RS-Fr.)	40-2,846	65-78	71.15
2014-15 (So.)	30-2,222	67-82	74.07
2015-16 (Jr.)	33-2,404	65-80	72.85
Total	108-7,851	65-85	72.69



Fall 2012

T17	Fighting Illini Invitational	72-77-68—217 (+7)
T48	Jack Nicklaus Invitational	77-85—162 (+18)

Fall 2013

T21	OFCC/Fighting Illini Invitational	75-73-71—219 (+9)
T4	Jack Nicklaus Invitational	75-69-66—210 (-3)
T4	U.S. Collegiate Championship	73-71-68—212 (-4)
T2	Royal Oaks Intercollegiate	66-72-65—203 (-10)

Spring 2014

T5	Amer Ari Invitational	66-69-69—204 (-12)
T6	John Hayt Collegiate	70-73-70—213 (-3)
T2	Southern Highlands Collegiate Masters	70-79-70—219 (+3)
T2	National Invitational Tournament	68-72-68—208 (-8)
T30	Valspar Collegiate Invitational	69-73-73—215 (+2)
T6	Aggie Invitational	74-73-75—222 (+6)
T25	Big 12 Championship	75-80-74-70—299 (+11)
T11	NCAA Columbia Regional	70-70-70—210 (-6)
T42	NCAA Championship	70-68-74—212 (+2)

Fall 2014

T24	The Carmel Cup	71-74-72—217 (+1)
T15	Fighting Illini Invitational	69-75-75—219 (+9)
T25	U.S. Collegiate	76-69-72—217 (+1)
T28	Royal Oaks Intercollegiate	70-79-74—223 +10)

Spring 2015

T37	The Prestige at PGA WEST	77-67-75—219 (+3)
T15	John Hayt Collegiate Invitational	74-75-73—222 (+6)
T23	Southern Highlands Collegiate Masters	68-69-78—215 (-1)
T2	Valspar Collegiate	77-79-81—237 (+24)
T34	NCAA New Haven Regional	72-74-69—215 (+5)
T145	NCAA Championship	82-79-77—238 (+22)

Fall 2015

T27	The Carmel Cup	73-74-74—221 (+5)
T6	Olympia Fields/Fighting Illini Inv.	73-71-65—209 (-1)
T2	Erin Hills Intercollegiate	72-68-68—208 (-8)
T76	U.S. Collegiate Championship	77-72-80—229 (+13)

Spring 2016

T68	Amer Ari Invitational	73-70-77—220 (+4)
T11	John Hayt Collegiate Invitational	78-70-71—219 (+3)
T38	Southern Highlands Collegiate	72-74-78—224 (+8)
T12	Valspar Collegiate	75-72-69—216 (+3)
T12	Aggie Invitational	69-76-73—218 (+2)
T12	The Maxwell	68-71—139 (-1)
T29	Big 12 Championship	75-78-73-75—301 (+13)



OSU ALL-AMERICANS

TALOR GOOCH - MIDWEST CITY, OKLAHOMA

3rd Team All-America	2014
3rd Team Golfweek All-America	2014
Hon. Men. Golfweek All-America	2012, 13
All-Central Region	2012, 13, 14
All-Big 12	2012, 13, 14
Academic All-Big 12	2013, 14

Year	Rounds-Strokes	Low-High	Average
2010-11 (Fr.)	40 - 2,946	68-80	73.65
2011-12 (So.)	31-2,252	66-80	72.65
2012-13 (Jr.)	35-2,534	67-82	72.40
2013-14 (Sr.)	40-2,866	66-78	71.65
Total	146-10,598	66-82	72.59



Fall 2010

T51	Fighting Illini Invitational	76-72-75—223 (+13)
T21	Ping/Golfweek Preview	69-78-77—224 (+8)
T21	Jack Nicklaus Invitational	75-75-73—223 (+13)
T37	Isleworth Collegiate Invitational	76-78-75—229 (+13)

Spring 2011

T28	Ameri Ari Invitational	72-71-70—213 (-3)
T13	Puerto Rico Classic	71-71-72—214 (-2)
T50	Southern Highlands Collegiate Masters	77-76-76—229 (+13)
T13	Oregon Duck Invitational	74-71-70—215 (-1)
T12	Augusta State Invitational	72-71-73—216 (E)
T51	Aggie Invitational	80-77-77—234 (+18)
T16	Big 12 Championship	73-75-67-78—293 (+13)
3	NCAA Colorado Regional	70-71-68—209 (-7)
T50	NCAA Championship	72-77-75—224 (+8)

Fall 2011

T25	Fighting Illini Invitational	72-74-74—220 (+10)
T13	Golfweek Conference Challenge	71-77-70—218 (+2)
5	Isleworth Collegiate Invitational	72-73-72—217 (+1)

Spring 2012

T13	Ameri Ari Invitational	70-69-72—211 (-5)
2	Puerto Rico Classic	72-69-66—207 (-9)
T15	Southern Highlands Collegiate	74-70-77—221 (+5)
	Callaway Collegiate Match Play Championship	1-1-2
T12	Augusta State Invitational	71-68-71—210 (-6)
T24	Aggie Invitational	80-77-72—229 (+13)
T24	Big 12 Championship	78-73-75-77—303 (+15)
T31	NCAA Ann Arbor Regional	73-72-71—216 (+3)

Fall 2012

T2	U.S. Collegiate Championship	68-71-74—213 (-3)
T6	Royal Oaks Intercollegiate	71-67-71—209 (-4)

Spring 2013

T49	Ameri Ari Invitational	71-71-76—218 (+2)
T7	The Prestige at PGA West	71-72-70—213 (E)
T39	Southern Highlands Collegiate Masters	74-78-73—225 (+9)
T39	Don Puckette Invitational	70-75-75—220 (+4)
T10	Linger Longer Invitational	73-70—143 (-3)
T49	Aggie Invitational	75-72-79—226 (+10)
T14	Morris Williams Intercollegiate	69-75-72—216 (+3)
2	Big 12 Championship	70-69-74—213 (+3)
T32	NCAA Fayetteville Regional	74-82-71—227 (+11)
T38	NCAA Championship	67-76-68—211 (+1)

Fall 2013

T12	OFCC/Fighting Illini Invitational	73-71-74—218 (+8)
T37	Jack Nicklaus Invitational	76-76-75—227 (+14)
T18	U.S. Collegiate Championship	72-72-71—215 (-1)
T5	Royal Oaks Intercollegiate	69-69-67—205 (-8)

Spring 2014

T16	Ameri Ari Invitational	72-66-69—207 (-9)
5	John Hayt Collegiate	71-71-70—212 (-4)
T48	Southern Highlands Collegiate Masters	76-78-76—230 (+14)
T8	National Invitational Tournament	72-69-70—211 (-5)
T10	Valspar Collegiate Invitational	69-72-69—210 (-3)
T10	Aggie Invitational	74-75-75—224 (+8)
T3	Big 12 Championship	74-76-71-67—288 (E)
T2	NCAA Columbia Regional	67-73-66—206 (-10)
T49	NCAA Championship	69-67-77—213 (+3)



OSU ALL-AMERICANS

KRISTOFFER VENTURA - RYGGE, NORWAY

3rd Team All-America	2016
3rd Team Golfweek All-America	2016
Hon. Men. All-America	2017, 18
Hon. Men. Golfweek All-America	2017, 18
All-Central Region	2015, 16, 17, 18
All-Big 12	2015, 16, 17, 18
European Palmer Cup Team	2017
Academic All-Big 12	2016, 17, 18

Year	Rounds-Strokes	Low-High	Average
2014-15 (Fr.)	34-2,457	67-82	72.26
2015-16 (So.)	31-2,244	68-77	72.39
2016-17 (Jr.)	37-2,667	67-84	72.08
2017-18 (Sr.)	37-2,651	66-77	71.65
Total	139-10,019	66-84	72.08



FALL 2014

T11	U.S. Collegiate	68-70-74—212 (-4)
15	Royal Oaks Intercollegiate	72-72-74—218 (+5)

SPRING 2015

T5	Amer Ari Invitational	68-69-67—204 (-12)
9	The Prestige at PGA WEST	68-69-71—208 (-8)
T23	John Hayt Collegiate Invitational	76-76-72—224 (+8)
T11	Southern Highlands Collegiate Masters	69-70-74—213 (-3)
T32	Valspar Collegiate	74-73-71—218 (+5)
T25	Augusta Invitational	73-74-67—214 (-2)
T32	Big 12 Championship	82-76-73-71—302 (+22)
T42	NCAA New Haven Regional	72-76-69—217 (+7)
T84	NCAA Championship	76-74-77—227 (+11)

FALL 2015

T16	The Carmel Cup	73-71-74—218 (+2)
T31	Fighting Illini Invitational	73-70-76—219 (+9)
T17	Erin Hills Intercollegiate	69-74-74—217 (+1)

SPRING 2016

T30	John Hayt Collegiate Invitational	77-75-72—224 (+8)
T12	Valspar Collegiate	73-74-69—216 (+3)
1	Aggie Invitational	69-72-71—212 (-4)
T7	The Maxwell	68-70—138 (-2)
T12	Big 12 Championship	72-75-71-75—293 (+5)
1	NCAA Stillwater Regional	71-72-73—216 (E)
T51	NCAA Championship	72-70-73-76—291 (+11)

FALL 2016

T30	The Carmel Cup	74-74-69—217 (+1)
2	Paintbrush Invitational	68-69-69—206 (-10)
69	Golf Club of Georgia Collegiate	79-73-74—226 (+10)

SPRING 2017

T33	Amer Ari Invitational	72-72-69—213 (-3)
T2	Querencia Cabo Collegiate	69-67-69—205 (-8)
T7	Southern Highlands Collegiate	73-67-72—212 (-4)
T4	Valspar Collegiate	70-71-72—213 (E)
T31	Aggie Invitational	79-70—149 (+5)
T28	The Maxwell	69-76-74—219 (+9)
T16	Big 12 Championship	84-69-67-78—298 (+18)
T5	NCAA Austin Regional	71-70-69—210 (-3)
T65	NCAA Championship	74-73-73-79—299 (+11)

FALL 2017

T4	The Carmel Cup	66-70-68—204 (-12)
T39	Olympia Fields/Fighting Illini Inv.	74-72-73—219 (+9)

SPRING 2018

T13	Amer Ari Invitational	69-72-67—208 (-8)
T10	The Prestige at PGA West	69-74—143 (+1)
T12	Querencia Cabo Collegiate	72-70-72—214 (+1)
T11	Lamkin San Diego Classic	70-75-68—213 (-3)
T49	Valspar Collegiate	71-73-77—221 (+8)
T15	Aggie Invitational	76-77-69—222 (+6)
T19	ASU Thunderbird Invitational	69-71-72—212 (-1)
T1	Big 12 Championship	71-72-71-69—283 (+3)
T13	NCAA Columbus Regional	70-71-74—215 (+2)
T48	NCAA Championship	72-77-76-72—297 (+9)



OSU ALL-AMERICANS

ZACH BAUCHOU - FOREST, VIRGINIA

2nd Team All-America	2018
Hon. Men. All-America	2017, 19
Hon. Men. Golfweek All-America	2017, 18, 19
All-Central Region	2017, 18, 19
Two-Time Canadian Amateur Champion	2017, 18
All-Big 12	2017, 18
Jack Nicklaus Award Semifinalist	2018
Ben Hogan Award Semifinalist	2018
Fred Haskins Award Watch List	2018
U.S. Palmer Cup Team	2018
Academic All-Big 12	2017, 18, 19
Big 12 Golfer of the Month (March)	2018

Year	Rounds-Strokes	Low-High	Average
2015-16 (Fr.)	20-1,445	66-79	72.25
2016-17 (So.)	40-2,878	66-79	71.95
2017-18 (Jr.)	40-2,844	64-77	71.10
2018-19 (Sr.)	35-2,497	63-76	71.34
Total	135-9,664	63-79	71.59



FALL 2015

T16	The Carmel Cup	79-69-70—218 (+2)
T5	Firestone Invitational	71-69-71—211 (-5)

SPRING 2016

T8	John Hayt Collegiate Invitational	71-76-71—218 (+2)
T38	Southern Highlands Collegiate	76-75-73—224 (+8)
T12	Barona Collegiate Cup	74-71-71—216 (E)
1	ORU Shootout	75-71-66—214 (-4)
T49	The Maxwell	71-75—146 (+6)

FALL 2016

T14	The Carmel Cup	73-66-72—211 (-5)
T4	OFCC/Fighting Illini Invitational	73-71-66—210 (E)
T18	Paintbrush Invitational	74-69-75—218 (+2)
T19	Golf Club of Georgia Collegiate	71-74-71—216 (E)

SPRING 2017

T50	Amer Ari Invitational	70-72-74—216 (E)
T2	Querencia Cabo Collegiate	68-71-66—205 (-8)
T10	Southern Highlands Collegiate	73-69-71—213 (-3)
T53	Valspar Collegiate	79-72-75—226 (+13)
55	Aggie Invitational	79-74—153 (+9)
T6	The Maxwell	68-74-71—213 (+3)
4	Big 12 Championship	75-71-70-75—291 (+11)
T10	NCAA Austin Regional	74-70-67—211 (-2)
T47	NCAA Championship	79-68-74-74—295 (+7)

FALL 2017

T11	The Carmel Cup	69-71-68—208 (-8)
T4	OFCC/Fighting Illini Invitational	64-73-69—206 (-4)
T5	Golf Club of Georgia Collegiate	69-71-68—208 (-8)

SPRING 2018

T9	Amer Ari Invitational	70-68-69—207 (-9)
T4	The Prestige at PGA West	70-70—140 (-2)
T53	Querencia Cabo Collegiate	72-75-76—223 (+10)
4	Lamkin San Diego Classic	65-72-69—206 (-10)
T18	Valspar Collegiate	69-70-75—214 (+1)
T12	Aggie Invitational	74-74-72—220 (+4)
T12	ASU Thunderbird Invitational	71-73-65—209 (-4)
T28	Big 12 Championship	75-73-70-76—294 (+14)
T2	NCAA Columbus Regional	71-68-71—210 (-3)
T52	NCAA Championship	75-71-77-76—299 (+11)

FALL 2018

T19	Carmel Cup	73-68-71—212 (-4)
T10	Fighting Illini Invitational	70-68-73—211 (+1)
	Big 12 Match Play Tournament	3-1-1
T18	Royal Oaks Intercollegiate	70-75-73—218 (+8)
T13	East Lake Cup	75 (0-2)

SPRING 2019

T2	Amer Ari Invitational	63-70-68—201 (-15)
T30	The Prestige at PGA West	73-71-76—220 (+7)
T15	Querencia Cabo Collegiate	72-68-72—212 (-1)
T55	Valspar Collegiate	73-73-74—220 (+7)
T37	ASU Thunderbird Collegiate	76-67-74—217 (+4)
T13	Big 12 Championship	73-68-70—211 (+1)
T12	NCAA Louisville Regional	70-72-69—211 (-2)
T8	NCAA Championship	73-71-70-75—289 (+1)



OSU ALL-AMERICANS

VIKTOR HOVLAND - OSLO, NORWAY

1st Team All-America	2018, 19
1st Team Golfweek All-America	2018, 19
Ben Hogan Award	2019
Big 12 Player of the Year	2019
The Masters Low Amateur	2019
U.S. Open Low Amateur	2019
All-Nicklaus Team	2018, 19
Hon. Men. All-America	2017
Hon. Men. Golfweek All-America	2017
All-Freshman Team	2017
U.S. Amateur Champion	2018
All-Big 12	2017, 18, 19
International Palmer Cup Team	2017, 18
Jack Nicklaus Award Semifinalist	2018
Ben Hogan Award Semifinalist	2018
Academic All-Big 12	2018, 19
All-Central Region	2017, 18, 19

Year	Rounds-Strokes	Low-High	Average
2016-17 (Fr.)	37-2,655	66-79	71.76
2017-18 (So.)	39-2,733	64-75	70.08
2018-19 (Jr.)	26-1,801	64-76	69.27
Total	102-7,189	64-79	70.48



FALL 2016

T14	The Carmel Cup	70-75-66—211 (-5)
T12	Paintbrush Invitational	69-73-72—214 (-3)
T19	Golf Club of Georgia Collegiate	73-70-73—216 (E)

SPRING 2017

T33	Amer Ari Invitational	72-67-74—213 (-3)
T21	Querencia Cabo Collegiate	70-74-68—212 (-1)
T57	Southern Highlands Collegiate	79-77-73—229 (+13)
T25	Valspar Collegiate	79-72-68—219 (+6)
T8	Aggie Invitational	73-69—142 (-2)
2	The Maxwell	71-69-70—210 (E)
T6	Big 12 Championship	73-73-76-72—294 (+14)
T5	NCAA Austin Regional	71-72-67—210 (-3)
T8	NCAA Championship	68-74-68-75—285 (-3)

FALL 2017

T23	The Carmel Cup	72-72-69—213 (-3)
T12	Inverness Intercollegiate	71-69—140 (-2)
T12	Golf Club of Georgia Collegiate	71-71-69—211 (-5)

SPRING 2018

T2	Amer Ari Invitational	72-67-65—204 (-12)
T4	The Prestige at PGA West	69-71—140 (-2)
T3	Querencia Cabo Collegiate	68-69-72—209 (-4)
2	Lamkin San Diego Classic	69-70-64—203 (-13)
1	Valspar Collegiate	67-65-68—200 (-13)
T3	Aggie Invitational	75-72-65—212 (-4)
T34	ASU Thunderbird Invitational	74-72-70—216 (+3)
T7	Big 12 Championship	73-66-73-74—286 (+16)
T7	NCAA Columbus Regional	73-70-69—212 (-1)
T11	NCAA Championship	73-71-68-75—287 (-1)

FALL 2018

T6	Fighting Illini Invitational	70-72-67—209 (-1)
	Big 12 Match Play Tournament	4-1
T1	Royal Oaks Intercollegiate	69-68-69—206 (-4)
1	East Lake Cup	68 (2-0)

SPRING 2019

8	Amer Ari Invitational	66-67-72—205 (-11)
1	The Prestige at PGA West	68-71-66—205 (-8)
T5	Valspar Collegiate	67-67-72—206 (-7)
2	Big 12 Championship	68-64-71—203 (-7)
T2	NCAA Louisville Regional	68-69-70—207 (-6)
T15	NCAA Championship	75-70-76-71—292 (+4)



OSU ALL-AMERICANS

MATTHEW WOLFF - AGOURA HILLS, CALIFORNIA

1st Team All-America 2018, 19

1st Team Golfweek All-America 2018, 19

Jack Nicklaus Award 2019

Fred Haskins Award 2019

Phil Mickelson Award 2018

All Nicklaus Team 2018, 19

Jack Nicklaus Award Semifinalist 2018

All-Central Region 2018, 19

All-Big 12 2018, 19

Big 12 Newcomer of the Year 2018

U.S. Palmer Cup Team 2018

Academic All-Big 12 2019

Year	Rounds-Strokes	Low-High	Average
2017-18 (Fr.)	40-2,804	65-80	70.10
2018-19 (So.)	35-2,404	64-75	68.69
Total	75-5,208	64-80	69.44



FALL 2017

T15	The Carmel Cup	69-72-69—210 (-6)
T13	OFCC/Fighting Illini Invitational	69-70-72—211 (+1)
2	Golf Club of Georgia Collegiate	66-71-67—204 (-12)

SPRING 2018

T2	Amer Ari Invitational	69-67-68—204 (-12)
T28	The Prestige at PGA West	75-71—146 (+4)
2	Querencia Cabo Collegiate	65-68-67—200 (-13)
3	Lamkin San Diego Classic	66-72-66—204 (-12)
T9	Valspar Collegiate	70-68-74—212 (-1)
T19	Aggie Invitational	72-80-71—223 (+7)
14	ASU Thunderbird Invitational	72-70-68—210 (-3)
T5	Big 12 Championship	76-69-70-70—285 (+5)
T2	NCAA Columbus Regional	70-69-71—210 (-3)
T7	NCAA Championship	71-73-69-72—285 (-3)

FALL 2018

1	Carmel Cup	65-66-68—199 (-17)
1	Fighting Illini Invitational	65-69-70—204 (-6)
	Big 12 Match Play Tournament	2-2-1
T1	Royal Oaks Intercollegiate	68-65-73—206 (-4)
8	East Lake Cup	73 (1-1)

SPRING 2019

1	Amer Ari Invitational	69-64-65—198 (-18)
T14	The Prestige at PGA West	69-75-71—215 (+2)
2	Querencia Cabo Collegiate	67-70-64—201 (-12)
1	Valspar Collegiate	65-66-68—199 (-14)
T11	ASU Thunderbird Collegiate	70-67-74—211 (-2)
7	Big 12 Championship	70-67-71—208 (-2)
T18	NCAA Louisville Regional	72-69-71—212 (-1)
1	NCAA Championship	73-66-70-69—278 (-10)



OSU ALL-AMERICANS

AUSTIN ECKROAT - EDMOND, OKLAHOMA

3rd Team All-America	2019
2nd Team Golfweek All-America	2019
Hon. Men. All-America	2018
U.S. Palmer Cup Team	2019
All-Big 12	2019
Academic All-Big 12	2019

Year	Rounds-Strokes	Low-High	Average
2017-18 (Fr.)	28-2,014	64-77	71.93
2018-19 (So.)	35-2,484	63-78	70.97
Total	63-4,498	63-77	71.40



SPRING 2018

T32	Amer Ari Invitational	72-73-68—213 (-3)
T1	Wyoming Desert Intercollegiate	68-70-64—202 (-14)
T16	Querencia Cabo Collegiate	71-75-69—215 (+2)
T32	Lamkin San Diego Classic	75-69-75—219 (+3)
T43	Valspar Collegiate	77-71-72—220 (+7)
T28	Aggie Invitational	74-74-77—225 (+9)
T4	ASU Individual Tournament	70-71-72—213 (E)
T19	NCAA Columbus Regional	70-71-72—213 (E)
T19	NCAA Championship	71-70-72—76—289 (+1)

FALL 2018

T35	Carmel Cup	72-76-70—218 (+2)
T27	Fighting Illini Invitational	68-73-77—218 (+8)
	Big 12 Match Play Tournament	3-1-1
7	Royal Oaks Intercollegiate	74-67-71—212 (+2)
8	East Lake Cup	71 (0-2)

SPRING 2019

T30	Amer Ari Invitational	69-72-72—213 (-3)
T3	The Prestige at PGA West	68-70-70—208 (-5)
1	Querencia Cabo Collegiate	69-63-67—199 (-14)
T37	Valspar Collegiate	74-70-71—215 (+4)
T51	ASU Thunderbird Collegiate	75-76-70—221 (+8)
T14	Big 12 Championship	69-69-73—211 (+1)
T6	NCAA Louisville Regional	69-73-67—209 (-4)
T8	NCAA Championship	69-69-73-78—289 (+1)

FRED HASKINS PLAYER OF THE YEAR

SYMBOLIC OF THE COLLEGIATE PLAYER OF THE YEAR

LINDY MILLER

1978

Miller posted a school-record 70.7 scoring average in his senior season en route to claiming three individual titles and three runner-up finishes. He played in 11 tournaments and finished among the top five nine times. Miller claimed the Labron Harris Invitational, his third Big Eight Championship and then tied for 15th at the NCAA Championship in his final three collegiate tournaments.

BOB TWAY

1981

Tway matched Lindy Miller's school-record 70.7 scoring average en route to earning the national player-of-the-year honor. He claimed three tournament titles and added four runner-up finishes and a tie for fifth at the NCAA Championship. During the season Tway never finished worse than eighth in 10 events.



FRED HASKINS PLAYER OF THE YEAR

WILLIE WOOD 1982

Wood claimed the national player-of-the-year honor during his junior season as he posted a 71.6 scoring average and won a school record four tournaments. He finished among the top five nine times in 12 tournaments during the season. He won the Big Eight Championship to cap a four-tournament stretch where he was in the top three each tournament.



SCOTT VERPLANK 1986

Verplank became the only senior in OSU history to win four tournaments in one season as he matched the school record for victories in a year. In addition to the four wins he also had three runner-up finishes during the year. He averaged 71.6 strokes per round and completed his career by winning the NCAA individual championship. Verplank was the first NCAA champion to be named Academic All-American.



PLAYER OF THE YEAR

The Jack Nicklaus Player of the Year Award is symbolic of the Collegiate Player of the Year from 1988 to the present. In 1995, a point system was started and the award is based on the accumulation of points from finishes in specific tournaments as well as a vote by the college golf coaches.

ALAN BRATTON

1994

CO-WINNER, JACK NICKLAUS POY

Bratton, a junior, shared the honor with Justin Leonard of Texas in 1994. Bratton recorded a 71.28 scoring average during the season and won two tournaments, the Ping/Arizona and the Morris Williams. He finished among the top 20 in 14-of-15 tournaments, including eight top-five finishes during the year. In the spring he was medalist or runner-up six times in 11 outings. He capped off the year as the runner-up to Leonard at the NCAA Tournament. He was also named Academic All-American that season.



CHARLES HOWELL

2000

FRED HASKINS POY JACK NICKLAUS POY

Howell was named the recipient of both of the most prestigious awards in college golf after closing out his career with one of the most dominant six-week stretches in the history of collegiate golf. Howell broke the conference-tournament scoring record to win the Big 12 title by 10 strokes in late April, and he won medalist honors at The Maxwell two weeks later. But his most impressive performance was his incredibly easy victory at the NCAA Championship.

His 23-under-par score broke Justin Leonard's NCAA record by six strokes and won the title by eight. Howell finished the season with a stroke average of 69.57, a national record at the time.

In addition to his consensus national player of the year honors, Howell was named the Big 12 Player of the Year and the Big 12 Male Athlete of the Year, making him the first golfer to receive the distinction. The latter is designed to honor athletic performance and academic achievement.



PLAYER OF THE YEAR

HUNTER MAHAN


2003

FRED HASKINS POY

JACK NICKLAUS POY

BEN HOGAN AWARD CO-RECIPIENT

Despite playing just two seasons at Oklahoma State, Hunter Mahan departed as one of the most decorated players in school history. The McKinney, Texas native swept national player of the year honors as a junior, being named co-recipient of the Ben Hogan Award and winning the Fred Haskins and Jack Nicklaus awards outright. During his two seasons in Stillwater, Mahan was twice named a first-team All-American as well as the first player to be tabbed as the Big 12 Player of the Year on two occasions. He finished the 2003 season with victories at the Morris Williams Intercollegiate, The Maxwell and the Big 12 Championship where he shattered the conference record for victory of margin, outdistancing the field by 13 strokes.



PABLO MARTIN

2006

FRED HASKINS POY

JACK NICKLAUS POY

After being named a first-team All-American, the Big 12 Newcomer of the Year and the Phil Mickelson Award recipient as the nation's top freshman in 2005, Pablo Martin entered his second collegiate season with lofty expectations and did not disappoint. The Malaga, Spain native promptly claimed medalist honors in the first two events of his sophomore campaign and vaulted to the top of the national rankings. Martin proved to be a model of consistency throughout the season, finishing in the top 10 in eleven of the Cowboys' 12 events. His quick start produced the aforementioned victories as he defended his titles at the Ping/Golfweek Preview and the Isleworth Collegiate Invitational. Martin became the sixth OSU player to be named the Big 12 Player of the Year in the 10-year history of the award, earning the distinction unanimously. He posted a nation-leading 70.65 stroke average that included 10 rounds in the 60s. For his efforts he was once again named a first-team All-American as well as the winner of both the Jack Nicklaus and Fred Haskins awards. Martin was just as stellar in the classroom, earning first-team academic All-Big 12 and second-team Academic All-America honors.



PLAYER OF THE YEAR

MATTHEW WOLFF

2019

FRED HASKINS POY

JACK NICKLAUS POY

As a sophomore, Matthew Wolff constructed one of the most productive seasons ever by a Cowboy, opening the year with four consecutive full-field victories and finishing with six wins overall, both school records. He capped the 2018-19 season with his triumph at the NCAA Championship to become the ninth Cowboy to capture the individual national championship, doing so in Fayetteville, Ark. Additionally, he finished the year with a school-best stroke average of 68.69 after carding 21 rounds in the 60s. Wolff opened the year with his first career victory at The Carmel Cup at Pebble Beach before emerging victorious at the Olympia Fields/Fighting Illini Invitational. He closed out the fall with his win at the Royal Oaks Intercollegiate, sharing medalist honors with Hovland. In OSU's spring opener, Wolff claimed medalist honors at the Amer Ari Invitational before adding win No. 5 at the Valspar Collegiate in March.





BEN HOGAN AWARD

From 1990-2005, the prestigious Ben Hogan Award was presented to a student-athlete based on athletic and academic excellence.

KEVIN WENTWORTH 1990 BEN HOGAN AWARD

Wentworth earned the Hogan Award during the junior season of his outstanding career. That season, Wentworth captured his second straight Big Eight and Central Regional individual titles and also added a victory at the John Burns Tournament. He posted 11 top 10 finishes in 15 tournaments, and his 25 par or sub-par rounds in 45 overall rounds led the team. Wentworth would finish his career as the fourth player in school history to win first-team All-America honors three times. He also would become only the second player in NCAA history (Scott Verplank was the other) to earn first-team athletic and academic All-America honors in the same season twice. He carried a 3.58 GPA in economics.



TRIP KUEHNE 1995 BEN HOGAN AWARD

In 1995, Kuehne set standards for academic achievements that will be difficult to match by any future OSU athletes. A junior athletically, but a senior academically, Kuehne posted a 4.0 grade-point average and was named the top senior male student on the OSU campus. He earned third-team All-America honors on the course and first-team All-America recognition in the classroom. He won two tournaments during the year and carried a 73.11 scoring average in helping OSU to the NCAA Championship.



BEN HOGAN AWARD

Since 2005, the prestigious Ben Hogan Award is presented annually to the top men's NCAA Division I, II or III, NAIA or NJCAA college golfer taking into account all collegiate and amateur competitions during a 12-month period.

RICKIE FOWLER 2008 BEN HOGAN AWARD

Fowler made history during his rookie season as a Cowboy, becoming the first freshman recipient of the Ben Hogan Award. The Murrieta, Calif., native spent much of his first campaign as the top-ranked player in the country and often times was a staple on the leaderboard. In 12 starts, he finished in the top 10 on 10 occasions. In fact, Fowler reeled off nine consecutive top 10s to begin his career. During that stretch he won twice and finished in the top five six times. In just his second career start, Fowler notched his first victory with his win at the Fighting Illini Invitational. His one-shot victory included a 63 to match the course record at Olympia Fields Country Club held by Vijay Singh. Fowler added his second career victory with a four-shot triumph over teammate Kevin Tway at the Big 12 Championship. Following his win at the conference championship, he was named both the Big 12 Player and Newcomer of the Year. On the amateur stage, Fowler recorded a pair of prestigious wins prior to his arrival on campus, winning the Sunnehanna Amateur and the Players Amateur en route to garnering a berth on the U.S. Walker Cup squad. Fowler capped his remarkable year by making the cut at the U.S. Open at Torrey Pines Golf Course in San Diego where he tied for 60th place.



PETER UIHLEIN 2011 BEN HOGAN AWARD

Uihlein capped a whirlwind year with the Ben Hogan Award, making him the fifth Cowboy to receive the honor. The Orlando, Fla., native enjoyed a remarkable summer that saw him win the Sahalee Players Championship before becoming the fourth Cowboy to claim the U.S. Amateur title. Additionally, he won the Dixie Amateur, had a runner-up finish at the Porter Cup, a seventh-place finish at the Sunnehanna Amateur and was fourth at the World Amateur Team Championship. Following his victory at the U.S. Amateur, Uihlein received the Mark H. McCormack Medal as the top-ranked golfer in the World Amateur Golf Ranking at the end of the amateur season. Collegiately, Uihlein finished as the runner-up at the 2010 NCAA Championship. He was also chosen as the Big 12 Player of the Year after posting a pair of victories, winning the Olympia Fields/Fighting Illini Invitational and the Aggie Invitational.



BEN HOGAN AWARD

VIKTOR HOVLAND 2019 BEN HOGAN AWARD

Viktor Hovland enjoyed a record-breaking junior season that resulted in him being named the 2019 Ben Hogan Award winner. Ranked first in three systems: the World Amateur Golf Ranking, the Scratch Players World Amateur Ranking and the Golfweek/Sagarin Ranking. In addition, he was listed second in the Golfstat College Ranking. In April, he claimed the Silver Cup as the Low Amateur at the 2019 Masters Tournament after tying for 32nd place before earning Low Amateur status at the U.S. Open where he broke the event's 72-hole amateur scoring record set by Jack Nicklaus in 1960. The native of Oslo, Norway, became the fifth Cowboy to win the U.S. Amateur Championship title, doing so at historic Pebble Beach Golf Links. Hovland tied the record for the fewest holes played in a U.S. Amateur since 1979 in the process. Hovland also tied for 40th at the PGA Tour's 2019 Arnold Palmer Invitational and was in the field at the TOUR's Farmers Insurance Open at Torrey Pines Golf Club. At the collegiate level, Hovland won three times, collecting titles at the Royal Oaks Intercollegiate, East Lake Cup and The Prestige.



BYRON NELSON AWARD

The Byron Nelson Award is presented to a graduating senior and is based equally upon academic and athletic achievement as well as character and integrity.

ZACK ROBINSON 2006 BYRON NELSON AWARD

Robinson was honored with the Byron Nelson Award after a well-rounded career that saw him earn first-team Academic All-America honors twice and third-team All-America honors on one occasion. A Cleveland Golf All-America Scholar, Robinson entered his senior season with diploma in hand and working toward his master's degree. The Ft. Worth, Texas native was named a first-team Academic All-Big 12 selection and the OSU Male Student-Athlete of the Year in 2006. On the course, Robinson peaked at the right time for the Cowboys, posting back-to-back runner-up finishes at The Maxwell and NCAA Regional before helping OSU to its 10th NCAA title in his final collegiate event.



PHIL MICKELSON AWARD

PABLO MARTIN 2005

Martin won two of his first three collegiate starts en route to being named the Big 12 Player of the Year as well as the nation's top freshman.



RICKIE FOWLER 2008

In addition to being named the Mickelson Award recipient, Rickie Fowler was the first-ever freshman to collect the Ben Hogan Award.



JONATHAN MOORE 2006

Moore closed his freshman season with three-straight victories, including the 2006 NCAA regional and national titles.



MORGAN HOFFMANN 2009


Hoffmann matched Jonathan Moore's school record for wins by a freshman capped by his victory at the Big 12 Championship.



PHIL MICKELSON AWARD

MATTHEW WOLFF 2018 MICKELSON AWARD

Wolff tallied four runner-up finishes on his way to earning first-team All-America status.



NCAA MEDALIST

EARL MOELLER 1953


Earl Moeller became the first Cowboy to win the NCAA individual championship as he took medalist honors in 1953. The tournament was played at the par-70, 6,622-yard Broadmoor in Colorado Springs, Colo. The sophomore from St. Louis defeated the University of North Carolina's William Williamson, 3 and 2, in 34 holes of match play. The beneficiary of precise iron play, Moeller won the 24th and 25th holes with long putts to take control of the match. He built his margin to five up before halving the 34th hole to secure the win.



NCAA MEDALISTS

GRIER JONES 1968

Grier Jones capped his senior season by winning the most important tournament of the season. The 1968 Big Eight Conference champion posted an opening-round 65 at the University Golf Course in Las Cruces, N.M. and followed with a 68 during the second round. Jones, a native of Wichita, Kansas, fired a 71 during the third round and a final-round 72 to finish with an eight-under-par total of 276, giving him a three-stroke victory over Hal Underwood of Houston.



DAVID EDWARDS 1978

At the 1978 NCAA Championship in Eugene, Ore., David Edwards became the first Cowboy golfer to claim NCAA individual medalist honors while leading his team to the team title. The individual title was decided after 54 holes, with the Edmond, Okla., native turning in a seven-under-par, 209 total. Edwards opened play with a 71 before firing back-to-back 69s to secure the individual crown. On the event's final day, he added an even-par 72, helping OSU cruise to a 17-shot victory over Georgia on its way to the school's third team title.



NCAA MEDALISTS

SCOTT VERPLANK 1986

Scott Verplank narrowly missed winning the NCAA individual title as a freshman, losing in a playoff to Jim Carter of Arizona State to finish as the event's runner-up. The Dallas, Texas native found himself in contention once again during his senior season at the 1986 NCAA Championship in Winston-Salem, N.C., after opening the tournament with back-to-back 68s. Verplank finished with consecutive rounds of 73 to finish with a 72-hole total of 282 and wrap up the individual crown, while helping the Cowboys to a runner-up finish in the team race.



BRIAN WATTS 1987

As the 1987 NCAA Championship at the Scarlet Course in Columbus, Ohio continued, the play of Brian Watts kept getting better. The Carrollton, Texas native shot an opening-round 74 before coming back with a 71 during his second round. Watts saved his best play for last finishing the event with rounds of 69 and 66 to claim medalist honors and lead the Cowboys to victory in the team race. With his final-round 66, he etched his name into the school record book for the best final-round score by a Cowboy in NCAA Championship history.



NCAA MEDALISTS

E. J. PFISTER 1988

E.J. Pfister made his final collegiate tournament a memorable one. The three-time All-American had never won a tournament heading into the Big Eight Championship in his senior year in 1988. He won that title and proceeded to become the third consecutive Cowboy to bring home medalist honors at the NCAA Championship 11 days later in Los Angeles. Pfister, a native of Marilla, New York, sandwiched a 76 in between two rounds of 70 before firing a 68 during his final round to gain the individual title and help OSU to a runner-up finish in the team race.



CHARLES HOWELL 2000

Charles Howell had accomplished many things in his first three seasons as a Cowboy, but his ultimate goal of winning the NCAA title (both team and individual) had not yet been met. Entering the 2000 NCAA tournament at Grand National Golf Club in Opelika, Alabama, Howell was riding a hot streak with wins in the Maxwell and Big 12 Championships. At Opelika, Howell opened with a 5-under-par 67, but trailed Texas' David Gossett who shot a 63. Howell pulled even with Gossett after a second-round 66. Paired together in the third round, the duo battled back and forth, but it was Howell who grabbed the 54-hole lead after a 63, compared to Gossett's 66. Howell posted a final-round 69 to finish 23-under-par, breaking the all-time NCAA scoring mark by six strokes. His eight stroke victory helped the Cowboys to their ninth team title.






NCAA MEDALISTS

JONATHAN MOORE 2006

Jonathan Moore entered the 2006 NCAA Championship as arguably the hottest player in the country and did not slow down upon reaching college golf's biggest stage. The Vancouver, Wash. native rode a two-tournament winning streak into the event after blistering the field at both The Maxwell and the NCAA Central Regional. Moore opened play at the NAAs with a 68 to stand in fifth place before moving into a tie for second at the midway point with a 70 during round two. An impressive 69 in tough conditions during the third round positioned him atop the leaderboard heading into the final round. The redshirt freshman showed his mettle on the last day, firing a 69 that included a birdie on the 72nd hole to put an exclamation point on both the individual and team crowns for the Cowboys. The national title wrapped up a record-setting stretch for Moore that saw him shoot a combined 34-under par during his final three events and tie school records for most consecutive rounds in the 60s (7) and the most consecutive rounds under par (10). The victory also marked just the seventh time in NCAA history that a freshman had been crowned national champion.



MATTHEW WOLFF 2019

Matthew Wolff capped his sophomore season at OSU with an impressive four-day run through the stroke play portion of the NCAA Championship at Blessings Golf Club in Fayetteville, Ark., by becoming the first Cowboy national champion in more than a decade. A sophomore, Wolff, fired a 3-under 69 to finish at 10-under 278 and five shots clear of the field. Behind the Agoura Hills, Calif., native's performance, OSU bettered the field by 31 strokes in the team race, putting them just two shots off the NCAA record for largest 72-hole margin. After opening the tournament with a 4-over 40 on his opening nine en route to a 1-over 73, Wolff played his final 63 holes in 14-under at the difficult layout, making 19 birdies against just five bogeys during that stretch. He posted a 6-under 66 during his second round to go with a 2-under 70 during round three. The victory was Wolff's sixth of the season, which stands as the school's single-season record.





OSU GOLF LETTERMEN

This is a list of Oklahoma State men's golf lettermen since 1936. If you notice any errors or oversights, please notify in writing: Athletic Media Relations, Athletics Center, Oklahoma State University, Stillwater, OK 74078.

A

Jim Ahern	1971-72
Rafael Alarcon	1977-78-79-80
James W. Andrews	1969

B

Zach Bauchou	2016-17-18-19
Roy D. Bays	1966-67
George F. Bigham	1950-51-52
Jim Tom Blair	1951
Don E. Bliss	1972-73-74
Brent Bostick	1992
Michael Bradley	1985-86-87-88
Alan Bratton	1992-93-94-95
Galen Briggs	1938
Jaxon Brigman	1991-92-94
Roger A. Brown	1965-66-67
Trent Brown	1998
James D. Brownfield	1971-72-73
David R. Browning	1962
Lynn Burrus	1937-38-39

C

Richard H. Canon	1960-61-62
Robert Carroll	1952-53-57-58

Orman Casey	1936
Wyndham Clark	2013-14-15-16
Chris Clarke	2003-04-05-06
Michael T. Clayton	1974-75-76
James Christopher Cole	1972-73
Kris Cox	1993-94-95-96
George B. Cram Jr.	1958-59

D

Peter Davidsson	1998-99-01
Ian Davis	2011-12-13-14
James R. Deaton	1968-69-70
Ignacio DeLeon	1981
J.C. DeLeon	2000-01-02-03
Henry B. DeLozier	1970-71-72-73
Phil C. DeLozier	1974
Scott De Serrano	1990-91
William F. de Tournillon	1974-75
Michael A. Dicello	1967-68
Ben F. Dickson Jr.	1950-51-54-55
Robert B. Dickson	1964-65-66
Andy Dillard	1981-82-83-84
Stewart Dodson	2003-04-05
Kevin Dougherty	2011-12-13-14
Bill J. "Cotton" Dunn	1961



Jeff Walser, Bob Tway and Bobby Heath at Pebble Beach in 1980

E

Austin Eckroat	2018-19
Hugh E. Edgmon	1964-65-66
David W. Edwards	1975-76-77-78
Richard Danny Edwards	1970-71-72-73
Martin Dave Eichelberger	1963-64-65
Sean Einhaus	2010-11-12-13
John S. "Jack" Ellis	1956-57-58-59
Robert Ellis	1964
Earl W. Evans	1963
Eric Evans	1979-80-81-82

F

Tim Fleming	1984-85-86-87
Joe B. Foster	1968
Rickie Fowler	2008-09
Roy Fry	1938-39
Vene D. Fry	1936-38

G

John T. Gandy	1960
Brad Gehl	2011-12-13
Chris H. Gers	1950-51
Lawrence Glosser	1946
Robert E. Goetz	1952-55-56-57
Ted Allen Goin	1971-72-73
Jaime Gonzalez	1974-75-76-77
Talor Gooch	2011-12-13-14
Brent A. Goodger	1975-76
Kirk N. Goss	1973-74-75-76
Brian Guetz	1995-96-97
Bret Guetz	1999
Aman Gupta	2019

H


Craig Hainline	1990-91-92-93
Art W. Hall	1955-56-57-58
James M. Hardy	1964-65-66
James Lee Harris	1959-60-61
Labron E. Harris Jr.	1960-61-62
Britt W. Harrison	1976-77-78-79
Mark Stephen Hayes	1969-70-71
Bobby Heath	1979-80
Nick Heinen	2016-17-18
Dick Hicks	1946
George E. Hixon	1963-64
Bill Hoefle	1992-93
Morgan Hoffmann	2009-10-11
Harry Hoke	1940
James Michael Holder	1968-69-70
James Hopper	1968
Viktor Hovland	2017-18-19
Charles Howell	1998-99-00
Kent Hurlburt	1957, 58, 59
Anders Hultman	1999-00-01-02

J

Jim Jamieson	1963
Brendon Jelley	2015-16-17-18
Mark Johnson	2008-09-10-11
Grier S. Jones	1967-68
Johnnie Jones	1978-79
Tommy Ray Jones	1974-75-76-77
Donald Max "Ab" Justice	1954-56-58

K

Jim Kelley	1941
Loddie Kempa	1947-48-49
Tanner Kesterson	2012-13-14-15
Roy Klahr	1946



Don Lackey



OSU GOLF LETTERMEN

This is a list of Oklahoma State men's golf lettermen since 1936. If you notice any errors or oversights, please notify in writing:
Athletic Media Relations, Athletics Center, Oklahoma State University, Stillwater, OK 74078.



Viktor Hovland

Brandon Knight	1992-93
Richard Knight	1948
Trip Kuehne	1994-95-96

L

Don W. Lackey	1963-65-66
Gregory T. Lambert	1962
Alton LaPrade	1941
Sam Lee	2013-14
Trent Leon	2006-07-08
Tyler Leon	2004-05-06-07
Edward Loar	1997-98-99-00
Billy Lowry	2000

M

Jeff Maggert	1983-84
Hunter Mahan	2002-03
Landry Mahan	1997-98-99-00
Karsten Majors	2013
John Marshall	1955
Pablo Martin	2005-06-07
Billy Maxwell	1947-48
Bob May	1989-90-91
Alfred Mayes	1937
Leo McGeehon	1940-41
A. Dare McGillard	1951
Jon McLean	2008
Jeff McMillian	1979-80-81-82
Matt McQuillan	2001
Don McKay	1946
Lindy R. Miller	1975-76-77-78
Michael Miller	2009-10
Richard L. Miller	1949
Earl Moeller	1953-54-55

Brian Montgomery	1987-88-89-91
Jonathan Moore	2006-07
Tommy Moore	1981-82-83-84
Ferdinand Müller	2019

N

T.J. Nance	1996-97-98
Speedy Nash	1967
Rasmus Neergaard-Petersen	2019
Bernhard Neumann	2009-10-12
Donald Charles Nichols	1952-54-55
Jordan Niebrugge	2013-14-15-16
Pär Nilsson	2001-02-03-04
Stratton Nolen	2015-16-17-18
Alex Norén	2002-03-04-05
Rod F. Nuckolls	1976

O

John O'Neill	1985-86-87
Zachary Olsen	2014-15-16-17
Kelley Owen	1940

P

Drew Page	2010-11-12
Jack Parnell	1955-56-57
Tom Parnell	1953-56
Jim Pate	1936
E.J. Pfister	1985-86-87-88
Tracy Phillips	1982-83
Ryan Posey	2005-06-07

R

Louis C. Rada	1956-57-58
Bill Rahling	1966-67

Tyson Reeder	2017
Zac Reynolds	2004-05
Greg Robertson	1996
Zack Robinson	2003-04-05-06
Dayton Rose	2002-03-04-05
Doug R. Rouse	1972
Harry Rudolph	1989

S

Don R. Sechrest	1955-56
Nick Seymour	1999
James R. Shade	1969-70-71
Tom E. Sieckmann	1976-77
Harry D. Simmons Jr.	1950
Tom J. Sisolak	1961-62
William G. Sisolak	1967
Larry Dean Sock	1974
Andrew Solheim	1997-98
Raymond Southerland	1953-54
Elvin "Buddy" Sprague	1955
Marcello Stallone	1982
Sam Stevens	2015-16-17-18
Rex Stone	1939-40
Boyd Summerhays	1998-01
Carl Suneson	1988-89
Ted Synos	1937

T

Denny W. Tewell	1973-74
Douglas F. Tewell	1969-70-71
Jay Tewell	1996-97-98
Bruce E. Thomas	1967
Steve C. Thompson	1974
Chris Tidland	1992-93-94-95
Richard L. Turner	1948-49
Bob Tway	1978-79-80-81
Kevin Tway	2008-09-10-11

U

Peter Uihlein	2009-10-11
---------------	------------

V

Bo Van Pelt	1996-97-98
Kristoffer Ventura	2015-16-17-18
Scott Verplank	1983-84-85-86

W

Jeff L. Walser	1977-78-79-80
Joe W. Walser	1952-53-54
Philip Walton	1982-83
Chris Ward	2007
Brian Watts	1985-86-87-88
Kevin Wentworth	1988-89-90-91
Leif Westerberg	1994-95-96-97
Kevin Whipple	1984-85-86-87
David White	1987-88-89-90
Trent Whitekiller	2007-08-09-10
Terry D. Wilcox	1959-60-61-62
Francis "Bo" Wininger	1947-48-49-50
Patrick Winther	2012-13
Casey Wittenberg	2004
Matthew Wolff	2018-19
Hayden Wood	2016-17-18-19
Willie Wood	1980-81-82-83
James M. Woodward	1976-78-79
Jimmy Darrel Wright	1959-60-61

Y

James Neal Young	1968-69-70
Max Young	1946





ACADEMIC ALL-AMERICANS

In 1984 the college golf coaches started honoring Academic All-Americans. Honorees must be at least a junior, possess a 3.2 GPA, average 77 or better and play in at least 50% of their teams' competitions. Since the inception of these honors, Oklahoma State has been well represented with 37 selections.



Tommy Moore*
1984



Scott Verplank*
1985, 1986



David White
1989, 1990



Kevin Wentworth*
1990, 1991



Bill Hoefle
1992, 1993



Alan Bratton*
1994, 1995



Kris Cox*
1995, 1996



Trip Kuehne
1995, 1996



Leif Westerberg
1997




Peter Davidson
2001



Anders Hultman*
2001, 2002




J. C. DeLeon
2002



Zack Robinson
2005, 2006




Tyler Leon
2006, 2007




Pablo Martin*
2007




Ryan Posey
2007




Trent Leon
2008



Morgan Hoffmann
2011




Kevin Dougherty
2013




Ian Davis
2014




Jordan Niebrugge
2015, 2016



Zachary Olsen
2016, 2017



Sam Stevens
2017



Hayden Wood
2018, 2019

* players who were also first-team golf all-americans at some point during their career.

#GOLFSCHOOL

COWBOYS ON TOUR




KEVIN DOUGHERTY




RICKIE FOWLER



TALOR GOOCH



MORGAN HOFFMANN




VIKTOR HOVLAND




CHARLES HOWELL III




EDWARD LOAR




HUNTER MAHAN




JORDAN NIEBRUGGE



ALEX NORÉN




KEVIN TWAY




PETER UIHLEIN



BO VAN PELT




KRISTOFFER VENTURA




SCOTT VERPLANK



CASEY WITTENBERG



MATTHEW WOLFF



WILLIE WOOD

#GOLFSCHOOL

PROFESSIONAL VICTORIES



JIM AHERN

Champions Tour

1999 AT&T Canada Senior Open Championship
2003 Music City Championship at Gaylord Opryland

MICHAEL BRADLEY

PGA Tour

1996 Buick Challenge
1998 Doral-Ryder Open
2009 Puerto Rico Open
2011 Puerto Rico

KRIS COX

Nationwide Tour

2005 Permian Basin Charity Golf Classic

BOB DICKSON

PGA Tour

1968 Haig Open Invitational
1973 Andy Williams-San Diego Open

Champions Tour

1998 Cadillac NFL Golf Classic

DANNY EDWARDS

PGA Tour

1977 Greater Greensboro Open
1980 Walt Disney World National Team Championship
1982 Greater Greensboro Open
1983 Miller High Life QCO
1985 Pensacola Open

DAVID EDWARDS

PGA Tour

1980 Walt Disney World National Team Championship
1984 Los Angeles Open
1992 Memorial Tournament
1993 MCI Heritage Golf Classic

Champions Tour

2006 3M Championship

DAVE EICHELBERGER

Champions Tour

1994 Quicksilver Classic
1996 VFW Senior Championship
1997 The Transamerica
1999 U.S. Senior Open
1999 Novell Utah Showdown
2002 Emerald Coast Classic



PGA Tour

1971 Greater Milwaukee Open
1977 Greater Milwaukee Open
1980 Bay Hill Classic
1981 Tallahassee Open

LABRON HARRIS, JR.

PGA Tour

1971 Robinson Open Golf Classic

RICKIE FOWLER

2011 Kolon Korea Open

PGA Tour

2012 Wells Fargo Championship
2015 THE PLAYERS Championship
2015 Deutsche Bank Championship
2017 The Honda Classic
2017 Hero World Challenge
2019 Waste Management Phoenix Open

European Tour

2015 Aberdeen Asset Management Scottish Open
2016 Abu Dhabi Championship

TALOR GOOCH

Web.com Tour

2017 News Sentinel Open



MARK HAYES

PGA Tour

1976 Byron Nelson Golf Classic
1976 Pensacola Open
1977 Tournament Players Championship
1986 Tallahassee Open

CHARLES HOWELL

PGA Tour

2002 Michelob Championship at Kingsmill
2007 Nissan Open
2018 RSM Classic

JIM JAMIESON

PGA Tour

1972 Western Open

GRIER JONES

PGA Tour

1972 Hawaiian Open
1972 Robinson's Fall Golf Classic
1977 Disney World Team Championship

TOM JONES

PGA Tour

1983 Magnolia Classic

ED LOAR

2003 Thailand Open
2004 Korean Open

Nationwide Tour

2012 Panama Claro Championship

Web.Com Tour

2013 Chitimacha Louisiana Open

HUNTER MAHAN

PGA Tour


2007 Travelers Championship
2010 Waste Management Open
2010 WGC-Bridgestone Invitational
2012 WGC-Accenture Match Play Championship
2012 Shell Houston Open
2014 The Barclays

PABLO MARTIN

European Tour

2007 Estoril Open de Portugal
2010 Alfred Dunhill Championship
2011 Alfred Dunhill Championship

PROFESSIONAL VICTORIES



LINDY MILLER

Ben Hogan Tour

1990 Ben Hogan Amarillo Open

ALEX NORÉN

European Tour

2009 Omega European Masters
2011 Saab Wales Open
2011 Nordea Masters
2015 Nordea Masters
2016 Aberdeen Asset Management Scottish Open
2016 Omega European Masters
2016 British Masters
2016 Nedbank Challenge
2017 BMW PGA Championship
2018 HNA Open De France

TOM SIECKMANN

PGA Tour

1988 Anheuser-Busch Golf Classic

CARL SUNESON

European Tour

2007 Open de Saint Omer

DOUG TEWELL

Champions Tour

2000 PGA Seniors' Championship
2000 SBC Championship
2000 Novell Utah Showdown
2001 The Countrywide Tradition
2002 Verizon Classic
2002 Liberty Mutual Legends of Golf
2003 Farmers Charity Classic
2004 Greater Hickory Classic at Rock Barn

PGA Tour

1980 Sea Pines Heritage
1980 IVB-Golf Classic
1986 Los Angeles Open
1987 Pensacola Open

CHRIS TIDLAND

Nationwide Tour

2008 Albertsons Boise Open Presented by Kraft
2009 Preferred Health Systems Wichita Open

BOB TWAY

PGA Tour

1986 Shearson Lehman Brothers Andy Williams Open
1986 Manufacturers Hanover Westchester Classic



1986 Georgia-Pacific Atlanta Golf Classic

1986 PGA Championship

1989 Memorial Tournament

1990 Las Vegas Invitational

1995 MCI Classic

2003 Bell Canadian Open

KEVIN TWAY

Nationwide Tour

2013 Albertsons Boise Open

PGA Tour

2018 Safeway Open

PETER UHLEIN

European Tour

2013 Madeira Islands Open

BO VAN PELT

Nationwide Tour

2003 Omaha Classic

PGA Tour

2009 U.S. Bank Championship in Milwaukee

Asia Tour

2011 CIMB Asia Pacific Classic

European Tour

2012 ISPS Handa Perth International



KRISTOFFER VENTURA

Korn Ferry Tour

2019 Utah Championship

2019 Pinnacle Bank Championship

SCOTT VERPLANK

PGA Tour

1985 Western Open

1988 Buick Open

2000 Reno-Tahoe Open

2001 Bell Canadian Open

2007 EDS Byron Nelson Championship

PHILIP WALTON

European Tour

1990 Open de France

1995 Open Catalonia

1995 Murphy's English Open

BRIAN WATTS

1993 Hong Kong Open

1998 Casio World Open

BO WININGER

PGA Tour

1955 Baton Rouge Open

1955 Arlington Hotel Open

1956 Kansas City Open

1962 Greater New Orleans Open Invitational

1962 Carling Open Invitational

1963 Greater New Orleans Open Invitational

CASEY WITTENBERG

Nationwide Tour

2012 Chitimacha Louisiana Open

2012 Preferred Health Systems Wichita Open

2017 Chitimacha Louisiana Open

MATTHEW WOLFF

PGA Tour

2019 3M Open

WILLIE WOOD

PGA Tour

1996 Deposit Guaranty Golf Classic

Champions Tour

2012 Dick's Sporting Goods Open

2012 Pacific Links Hawai'i Championship

COWBOYS AND MAJOR CHAMPIONSHIPS



Bob Dickson
1967 U.S. & British Amateur Champion



Dave Eichelberger
1999 U.S. Senior Open Champion



Labron Harris, Jr.
1962 U.S. Amateur Champion



Viktor Hovland
2018 U.S. Amateur Champion



Trip Kuehne
2007 Mid-Amateur Champion



Jordan Niebrugge
2013 U.S. Amateur Public Links Champion




Doug Tewell
2000 PGA Seniors' Champion



Doug Tewell
2001 Tradition Champion



Bob Tway
1986 PGA Champion



Peter Uihlein
2010 U.S. Amateur Champion



Scott Verplank
1984 U.S. Amateur Champion



HISTORY

The Cowboys have competed at the NCAA Championship in 72 of the program's 73 years, including an NCAA-record string of 65 consecutive appearances from 1947-2011. After their title run in 2018, the Cowboys have finished first or second at the event 28 times (11 titles, 17 second-place showings) and have finished in the top five 55 times.





OSU AT THE NCAA CHAMPIONSHIPS

LABRON HARRIS ERA

Year	Champion	Runner-up	OSU	Individual Champion
1947	Louisiana State	Duke	5th	Dave Barclay, Michigan
1948	San Jose State	Louisiana State	5th	Bob Harris, San Jose State
1949	North Texas	Purdue/Texas	6th	Harvie Ward, North Carolina
1950	North Texas	Purdue	13th	Fred Wampler, Purdue
1951	North Texas	Ohio State	11th	Tom Nieporte, Ohio State
1952	North Texas	Michigan	5th	Jim Vickers, Oklahoma
1953	Stanford	North Carolina	4th	Earl Moeller, Oklahoma State
1954	So. Methodist	North Texas	3rd	Hillman Robbins, Memphis State
1955	Louisiana State	North Texas	3rd	Joe Campbell, Purdue
1956	Houston	N. Texas/Purdue	4th	Rick Jones, Ohio State
1957	Houston	Stanford	12th	Rex Baxter, Jr., Houston
1958	Houston	Oklahoma State	2nd	Phil Rodgers, Houston
1959	Houston	Purdue	5th	Dick Crawford, Houston
1960	Houston	Okla.State/Purdue	2nd	Dick Crawford, Houston
1961	Purdue	Arizona State	4th	Jack Nicklaus, Ohio State
1962	Houston	Oklahoma State	2nd	Kermit Zarley, Houston
1963	Oklahoma State	Houston	1st	R.H. Sikes, Arkansas
1964	Houston	Oklahoma State	2nd	Terry Small, San Jose State
1965	Houston	Cal-State L.A.	9th	Marty Fleckman, Houston
1966	Houston	San Jose State	4th	Bob Murphy, Florida
1967	Houston	Florida	22nd	Hale Irwin, Colorado
1968	Florida	Houston	4th	Grier Jones, Oklahoma State
1969	Houston	Wake Forest	10th	Bob Clark, Cal-State L.A.
1970	Houston	Wake Forest	4th	John Mahaffey, Houston
1971	Texas	Houston	5th	Ben Crenshaw, Texas
1972	Texas	Houston	4th	Ben Crenshaw, Tom Kite, Texas
1973	Florida	Oklahoma State	2nd	Ben Crenshaw, Texas



Jonathan Moore captured NCAA medalist honors as a freshman while leading OSU to its 10th national title in 2006.



OSU AT THE NCAA CHAMPIONSHIPS

MIKE HOLDER ERA

Year	Champion	Runner-up	OSU	Individual Champion
1974	Wake Forest	Florida	5th	Curtis Strange, Wake Forest
1975	Wake Forest	Oklahoma State	2nd	Jay Haas, Wake Forest
1976	Oklahoma State	Brigham Young	1st	Scott Simpson, So. California
1977	Houston	Oklahoma State	2nd	Scott Simpson, So. California
1978	Oklahoma State	Georgia	1st	David Edwards, Oklahoma State
1979	Ohio State	Oklahoma State	2nd	Gary Hallberg, Wake Forest
1980	Oklahoma State	Brigham Young	1st	Jay Don Blake, Utah State
1981	Brigham Young	Oral Roberts	4th	Ron Commans, So. California
1982	Houston	Oklahoma State	2nd	Billy Ray Brown, Houston
1983	Oklahoma State	Texas	1st	Jim Carter, Arizona State
1984	Houston	Oklahoma State	2nd	John Inman, North Carolina
1985	Houston	Oklahoma State	2nd	Clark Burroughs, Ohio State
1986	Wake Forest	Oklahoma State	2nd	Scott Verplank, Oklahoma State
1987	Oklahoma State	Wake Forest	1st	Brian Watts, Oklahoma State
1988	UCLA	OSU/OU/UTEP	2nd	E.J. Pfister, Oklahoma State
1989	Oklahoma	Texas	4th	Phil Mickelson, Arizona State
1990	Arizona State	Florida	4th	Phil Mickelson, Arizona State
1991	Oklahoma State	North Carolina	1st	Warren Schutte, UNLV
1992	Arizona	Arizona State	3rd	Phil Mickelson, Arizona State
1993	Florida	Georgia Tech	12th	Todd Demsey, Arizona State
1994	Stanford	Texas	5th	Justin Leonard, Texas
1995	Oklahoma State	Stanford	1st	Chip Spratlin, Auburn
1996	Arizona State	Nevada-Las Vegas	8th	Tiger Woods, Stanford
1997	Pepperdine	Wake Forest	5th	Charles Warren, Clemson
1998	UNLV	Clemson	4th	James McLean, Minnesota
1999	Georgia	Oklahoma State	2nd	Luke Donald, Northwestern
2000	Oklahoma State	Georgia Tech	1st	Charles Howell, Oklahoma State
2001	Florida	Clemson	t24th	Nick Gilliam, Florida
2002	Minnesota	Georgia Tech	16th	Troy Matteson, Georgia Tech
2003	Clemson	Oklahoma State	2nd	Alejandro Canizares, Arizona State
2004	California	UCLA	13th	Ryan Moore, UNLV
2005	Georgia	Georgia Tech	15th	James Lepp, Washington

MIKE McGRAW ERA

Year	Champion	Runner-up	OSU	Individual Champion
2006	Oklahoma State	Florida	1st	Jonathan Moore, Oklahoma State
2007	Stanford	Georgia	15th	Jamie Lovemark, Southern California
2008	UCLA	Stanford	4th	Kevin Chappell, UCLA
2009	Texas A&M	Arkansas	t5th	Matt Hill, North Carolina State
2010	Augusta State	Oklahoma State	2nd	Scott Langley, Illinois
2011	Augusta State	Georgia	t3rd	John Peterson, LSU
2012	Texas	Alabama	—	Thomas Pieters, Illinois
2013	Alabama	Illinois	14th	Max Homa, California

ALAN BRATTON ERA

Year	Champion	Runner-up	OSU	Individual Champion
2014	Alabama	Oklahoma State	2nd	Cameron Wilson, Stanford
2015	LSU	USC	19th	Bryson DeChambeau, SMU
2016	Oregon	Texas	10th	Aaron Wise, Oregon
2017	Oklahoma	Oregon	5th	Braden Thornberry, Ole Miss
2018	Oklahoma State	Alabama	1st	Broc Everett, Augusta
2019	Stanford	Texas	3rd	Matthew Wolff, Oklahoma State



1963 NCAA CHAMPIONS



1963 NCAA CHAMPIONSHIP TEAM — Oklahoma State's first NCAA team golf championship came in 1963 at the Wichita Country Club. Coach Labron Harris, Sr., (extreme left) and team are pictured with the NCAA traveling trophy. The team included (from left to right): George Hixon, Duke Evans, Don Lackey and Dave Eichelberger. Not present when the picture was taken was Jim Jamieson.

Oklahoma State's first national golf title came at the Wichita Country Club as the Cowboys claimed a two-round one-stroke victory. George Hixon led the Cowboys, finishing one shot out of first place after posting a first-round 67 to lead the tournament after one day. Freshman Don Lackey birdied the final two holes to secure the championship. The championship was sandwiched by runner-up finishes in 1962 and 1964 for OSU under Labron Harris.



TEAM SCORES

1.	Oklahoma State	581
2.	Houston	582
3.	North Texas State	585
4.	Southern California	587
5.	Georgia	590

INDIVIDUAL RESULTS

1.	R.H. Sikes, Arkansas	139
T 2.	George Hixon	140
T12.	Don Lackey	145
T24.	Dave Eichelberger	147
T44.	Jim Jamieson	149
T77.	Duke Evans	151




1976 NCAA CHAMPIONS



1976 NCAA CHAMPIONSHIP TEAM — Coach Mike Holder's first NCAA team championship came in 1976 at the University of New Mexico in Albuquerque. Kneeling is Holder while the team consisted of (left to right): Lindy Miller, Ft. Worth, Texas (Arlington Heights); Tom Jones, Tulsa, Okla. (Rogers); Britt Harrison, Beaumont, Texas (Forest Park); Jaime Gonzalez, Rio de Janeiro, Brazil; and David Edwards, Edmond, Okla (Edmond).

The first national crown for Mike Holder as well as the second for an OSU golf team came at Albuquerque, N.M. in 1976. The Cowboys posted a seven-shot advantage over Brigham Young. Lindy Miller and Jaime Gonzalez were both two-over par during the four rounds to finish tied for 10th, seven shots behind individual champion Scott Simpson of Southern California.



TEAM SCORES

1.	Oklahoma State	1166
2.	Brigham Young	1173
3.	Houston	1174
4.	Wake Forest	1175
5.	New Mexico	1176

INDIVIDUAL RESULTS

1.	Scott Simpson, USC	283
T10.	Lindy Miller	290
T10.	Jaime Gonzalez	290
T14.	Britt Harrison	291
T33.	Tom Jones	295
T81.	David Edwards	302



1978 NCAA CHAMPIONS



1978 NCAA CHAMPIONSHIP TEAM — Mike Holder's second and Oklahoma State's third NCAA championship team took honors in Eugene, Ore., in 1978. OSU easily outdistanced the field for the team title while David Edwards (extreme right) won medalist honors for the tournament which was determined over the first 54 holes of the 72-hole tournament. The team included (left to right): Britt Harrison, Beaumont, Texas (Forest Park); Bob Tway, Marietta, Ga. (Wheeler); Lindy Miller, Ft. Worth, Texas (Arlington Heights); Rafael Alarcon, Guadalajara, Mexico; and Edwards, Edmond, Okla (Edmond).

Eugene, Oregon was the site of OSU's third NCAA Championship as David Edwards won medalist honors in leading the Cowboys to the team title. The individual race was decided over the first three days of the event as Edwards posted a two-shot victory with a 209 score. OSU's 17-shot margin was its biggest in NCAA play as all five Cowboys placed in the top 25 individually.



TEAM SCORES

1.	Oklahoma State	1140
2.	Georgia	1157
3.	Arizona State	1160
4.	Brigham Young	1166
5.	North Carolina	1174

INDIVIDUAL RESULTS (54-72 HOLE)

1.	David Edwards	209-281
T15.	Lindy Miller	217-286
T15.	Bob Tway	217-288
T23.	Britt Harrison	219-291
T23.	Rafael Alarcon	219-302



1980 NCAA CHAMPIONS



1980 NCAA CHAMPIONSHIP TEAM — Oklahoma State traveled to Columbus, Ohio, and the famed Scarlet Course to grab the 1980 NCAA team championship. The team included (back row, left to right): Willie Wood, Tucson, Ariz. (Sabino); Bob Tway, Marietta, Ga. (Wheeler); Coach Mike Holder; and Eric Evans, Canoga Park, Calif. (Canoga Park). Kneeling (left to right) are Jeff Walser, Putnam City, Okla. (Putnam City); and Rafael Alarcon, Guadalajara, Mexico. Alarcon led OSU as he finished third individually in the tournament with a three-under par 285 for the 72 holes.

The Cowboys claimed their fourth NCAA Championship and their third in five years at Columbus, Ohio. OSU entered the final day in a three-way tie with BYU and Ohio State, before shooting an even-par 288 on the final day for a four-stroke victory ahead of BYU. Utah State's Jay Don Blake won a playoff with Hal Sutton of Centenary for medalist honors, while Rafael Alarcon was OSU's top finisher, two shots back.



TEAM SCORES

1.	Oklahoma State	1173
2.	Brigham Young	1177
3.	Oral Roberts	1178
4.	Ohio State	1184
4.	Texas Christian	1184

INDIVIDUAL RESULTS

1.	Jay Don Blake, Utah State	283
3.	Rafael Alarcon	285
T7.	Bob Tway	291
T31.	Eric Evans	300
T54.	Jeff Walser	304
T76.	Willie Wood	309




1983 NCAA CHAMPIONS



1983 NCAA CHAMPIONSHIP TEAM — In 1983 Oklahoma State traveled to Fresno, Calif., where it beat arch rival Texas by seven shots to win the NCAA team championship. The team was composed of (left to right): Tommy Moore, New Orleans, La. (De LaSalle); Scott Verplank, Dallas, Texas (White); Andy Dillard, Tyler, Texas (Lee); Willie Wood, Tucson, Ariz. (Sabino); Philip Walton, Malahide, Ireland; and Coach Mike Holder. The brash freshman Verplank gave signs of things to come when his one-under par 287 tied him for first individually, but he lost on the first hole of a sudden-death playoff.

OSU freshman Scott Verplank tied for first individually through 72 holes but lost a four-way playoff to Jim Carter of Arizona State and tied for second place in leading OSU to its fifth NCAA title. Verplank would win an individual title his senior year. OSU defeated Texas by seven shots in this tournament at Fresno, Calif. as three Cowboys finished among the top 25.



TEAM SCORES

1.	Oklahoma State	1161
2.	Texas	1168
3.	Houston	1170
4.	Ohio State	1173
5.	Clemson	1176


INDIVIDUAL RESULTS

1.	Jim Carter, ASU	287*
T2.	Scott Verplank	287
T20.	Tommy Moore	293
25.	Willie Wood	294
T38.	Andy Dillard	297
T50.	Philip Walton	299

*-won playoff.




1987 NCAA CHAMPIONS



1987 NCAA CHAMPIONSHIP TEAM — OSU's sixth NCAA team championship and fifth for coach Mike Holder came in 1987, again on the Scarlet Course at Columbus, Ohio. With Brian Watts (extreme right, second row) firing a sizzling 66 on the final day, which won individual honors at 280, the Cowboys easily outdistanced second place Wake Forest by 16 shots. The team included (front row, left to right): Brian Montgomery, Bristow, Okla. (Bristow) and E.J. Pfister, Marilla, N.Y. (Marilla) On the back row (left to right), Coach Holder; Michael Bradley, Valrico, Fla. (Valrico); Tim Fleming, Ocean Springs, Miss. (Ocean Springs); and Watts, Carrollton, Texas (Newman-Smith).

Brian Watts captured the individual title, becoming the fifth of seven OSU medalists at the event, and led the Cowboys to a 16-shot victory margin. Three OSU players placed in the top six. E.J. Pfister, who tied for 65th would become OSU's third straight NCAA individual champion in 1988.



TEAM SCORES

1.	Oklahoma State	1160
2.	Wake Forest	1176
3.	Oklahoma	1177
4.	Ohio State	1185
5.	Houston Baptist	1186

INDIVIDUAL RESULTS

1.	Brian Watts	280
4.	Michael Bradley	288
T6.	Tim Fleming	290
T65.	E.J. Pfister	304
T109.	Brian Montgomery	312



1991 NCAA CHAMPIONS



1991 NCAA CHAMPIONSHIP TEAM — Two seniors in Kevin Wentworth and Bob May and three sophomores in Craig Hainline, Scott De Serrano and Jaxon Brigman, battled the elements to capture the title in a final-day comeback at the Poppy Hills Golf Course at Pebble Beach, Calif. From left to right are Kevin Wentworth, Manteca, Calif. (Manteca); Jaxon Brigman, Abilene, Texas (Wylie); Scott De Serrano, Farmer's Branch, Texas (Turner); Craig Hainline, Wichita, Kan. (West); Bob May, LaHabra, Calif. (Los Altos); and Coach Mike Holder.

OSU battled rough windy conditions in the first round and led after two rounds, before seeing North Carolina grab the third-round lead. OSU made up a three-stroke Tar Heel lead, including two strokes on the final nine holes to earn the golf team's seventh and the school's 40th overall national title. For the 21st time in the last 22 years, OSU produced at least one top-10 individual finisher as Craig Hainline tied for fourth and Scott De Serrano tied for 10th.



TEAM SCORES

1.	Oklahoma State	1161
2.	North Carolina	1168
3.	Arizona State	1175
4.	Wake Forest	1180
5.	Brigham Young	1185

INDIVIDUAL RESULTS

1.	Warren Schutte, UNLV	283
T4.	Craig Hainline	289
T10.	Scott De Serrano	291
T22.	Bob May	295
T28.	Kevin Wentworth	296
T45.	Jaxon Brigman	300



1995 NCAA CHAMPIONS



1995 NCAA CHAMPIONSHIP TEAM — Winning the first playoff in NCAA Championship history, Oklahoma State captured the 1995 title defeating Stanford in a thrilling 73rd hole of golf for the third time at The Scarlet Course at Columbus, Ohio. Pictured are: (back row, left to right) Asst. Coach Bruce Heppler, Chris Tidland, Placentia, California (Valencia); Alan Bratton, College Station, Texas (A&M Consolidated); Coach Mike Holder. (front row, left to right) Trip Kuehne, Dallas, Texas (Highland Park) and Kris Cox, Lafayette, Louisiana (Episcopal of Acadiana). Not pictured: Leif Westerberg, Upplands Vasby, Sweden.

OSU produced a miraculous comeback in what appeared to be a two-team race between defending national champion Stanford and Texas. The Cowboys made up a seven-stroke deficit late in the fourth round with five birdies in the last three holes to force the first playoff in NCAA Championship history. Bratton and Cox posted birdies on the extra hole, while Tidland and Kuehne carded pars to give OSU the victory and the school's eighth national golf title. Westerberg, who had left for the airport to catch a plane to compete in the British Amateur, did not participate in the playoff. While Bratton was the NCAA runner-up in 1994, Tidland duplicated that feat in 1995.



TEAM SCORES

1.	Oklahoma State	1156*
2.	Stanford	1156
3.	Texas	1157
4.	Arizona State	1164
5.	Southern California	1165


* -- won playoff on first hole.

INDIVIDUAL RESULTS

1.	Chip Spratlin, Auburn	283
T2.	Chris Tidland	284
T17.	Alan Bratton	290
T17.	Kris Cox	290
T39.	Trip Kuehne	295
T63.	Leif Westerberg	301



2000 NCAA CHAMPIONS



2000 NCAA CHAMPIONSHIP TEAM — Winning the school's ninth NCAA Championship was no easy task as the Cowboys survived a one-hole playoff over Georgia Tech at The Grand National Golf Club at Opelika, Alabama. Team members included: Charles Howell, Augusta, GA (Westminster); Landry Mahan, Richardson, TX (Berkner); Edward Loar, Rockwall, TX (Rockwall); Asst. Coach Mike McGraw, Anders Hultman, Gothenburg, Sweden (Burgardens); J.C. DeLeon, Tulsa, OK (Jenks) and Coach Mike Holder.

Despite entering the final round with a three-stroke lead over the Texas Longhorns, OSU needed seven birdies in the final five holes to pull even with hard-charging Georgia Tech. In the playoff, OSU carded four pars and a birdie for one under par compared with Georgia Tech's one over par. The Cowboys' lone birdie came from true freshman J.C. DeLeon, who sank a side-hill 8-foot putt to secure the victory. Charles Howell set the all-time NCAA scoring record (23 under par) and cruised to an 8-stroke victory over Houston's Chris Morris in the individual race to become OSU's seventh NCAA Individual Champion.



TEAM SCORES

1.	Oklahoma State	1116*
2.	Georgia Tech	1116
3.	Arizona	1118
4.	Houston	1122
5.	Texas	1125

* won playoff on first hole

INDIVIDUAL RESULTS

1.	Charles Howell	265
T13.	Landry Mahan	281
T41.	Edward Loar	288
T41.	Anders Hultman	288
T58.	J.C. DeLeon	295



2006 NCAA CHAMPIONS



2006 NCAA CHAMPIONSHIP TEAM — The Cowboys made their first season under head coach Mike McGraw a memorable one, claiming a three-shot victory over Florida at Crosswater Golf Club in Sunriver, Ore. Pictured are (back row, left to right) Pablo Martin, Malaga, Spain (Ortega y Gasset); Tyler Leon, Dallas, Texas (The Pendleton School); Asst. Coach Alan Bratton, Zack Robinson, Ft. Worth, Texas (Southwest); Head Coach Mike McGraw. (front row, left to right) Jonathan Moore, Vancouver, Washington (The Pendleton School); Trent Leon, Dallas, Texas (The Pendleton School).

Sitting in seventh place at the tournament's halfway point, the Cowboys rallied during the third round of the NCAA Championship to get back into contention. Battling adverse conditions, OSU carded an even-par 288 score to gain ground on the field and move into second place with 18 holes remaining. The Cowboys were able to fend off hard-charging Florida on the final day with a 5-under 283 team score to finish three shots clear of the Gators. Jonathan Moore became just the seventh freshman to win the NCAA individual title, posting a four-shot victory. Sophomore Pablo Martin turned in a fifth-place showing to mark OSU's first national tournament with two players in the top five since 1987.



TEAM SCORES

1.	Oklahoma State	1143
2.	Florida	1146
T3.	Minnesota	1147
T3.	Wake Forest	1147
5.	Kentucky	1153

INDIVIDUAL RESULTS

1.	Jonathan Moore	276
5.	Pablo Martin	282
T45.	Zack Robinson	293
T57.	Tyler Leon	296
T62.	Trent Leon	297



2018 NCAA CHAMPIONS



After winning the stroke play portion of the event by eight shots, the top-ranked Cowboys saved their best for last, blitzing Alabama in the title match. It got late early for the Tide after the Cowboys shot a combined 15-under par behind 16 birdies and two eagles on the front nine. Led by Zach Bauchou's 29, Viktor Hovland carded a 31, Matthew Wolff a 32, Austin Eckroat a 35 on the inward nine and none of the five matches went beyond the 15th hole.

The 2017-18 season resulted in Oklahoma State's 11th national championship, one which was filled with firsts. The title was OSU's first under the direction of head coach Alan Bratton and marked the first time in four tries the Cowboys had won the championship on home soil, doing so at Karsten Creek. Additionally, OSU won the stroke play portion of the event by eight shots en route to becoming the first No. 1 seed since the implementation of match play to emerge victorious. The top-ranked Cowboys took down Texas A&M in a quarterfinal showdown between the top two teams in the country. OSU handled Auburn in the semifinals before rolling past Alabama, 5-0, securing the title and matching the school record for wins (10) in the process.



TEAM SCORES

1.	Oklahoma State	1152
2.	Duke	1160
3.	Texas Tech	1161
4.	Oklahoma	1163
5.	Auburn	1167

(OSU defeated Texas A&M (QF), Auburn (SF) and Alabama (Championship) in match play)

INDIVIDUAL RESULTS

T7.	Matthew Wolff	285
T11.	Viktor Hovland	287
T19.	Austin Eckroat	289
T48.	Kristoffer Ventura	297
T52.	Zach Bauchou	299



YEAR-BY-YEAR NCAA TOURNAMENT

SINCE 1947 — OSU'S FIRST NCAA TOURNAMENT

1947

at Ann Arbor, Mich.

1.	Louisiana State	606
2.	Duke	614
3.	Stanford	616
4.	San Jose State	617
5.	Oklahoma State	618
5.	Michigan	618
7.	Ohio State	620
8.	Oklahoma	622
9.	Northwestern	623
10.	Miami (Fla.)	627
11.	Boston College	629
11.	North Carolina	629
13.	North Texas State	630
14.	Georgia Tech	634
14.	Purdue	634
16.	Notre Dame	635
17.	Oregon	638
18.	Yale	639
19.	Princeton	640
20.	Denver	642
21.	Wisconsin	644
22.	Minnesota	645
23.	Michigan State	646
24.	Cornell	647
25.	Penn State	649
26.	Pennsylvania	652
27.	Kentucky	655
28.	Colorado	656
29.	Kenyon	657
30.	Texas	658
31.	Detroit	660
31.	Virginia	660
33.	Kansas	663
34.	Iowa State	665
35.	Syracuse	668
36.	Wayne State (Mich.)	669
37.	Eastern Michigan	674
38.	Kent State	691
39.	West Virginia	702

1948

at Palo Alto, Calif.

1.	San Jose State	579
2.	Louisiana State	588
3.	Stanford	590
4.	Duke	595
5.	Oklahoma State	599
6.	Michigan	600
7.	UCLA	602
8.	Oklahoma	606
9.	Washington	609
10.	North Texas State	611
11.	Ohio State	612
12.	Texas	614
13.	Northwestern	615
14.	Oregon	616
15.	Denison	620
16.	Boston College	622
16.	Penn State	622
18.	Denver	623
19.	Southern California	624
20.	California	627
20.	Miami (Fla.)	627
22.	New Mexico	637
23.	Utah	651

1949

at Ames, Iowa

1.	North Texas State	590
2.	Purdue	600
2.	Texas	600
4.	Michigan	602
5.	San Jose State	603
6.	Oklahoma State	606
7.	Wake Forest	608
8.	North Carolina	610
8.	Ohio State	610
10.	Miami (Fla.)	613
11.	Utah	614
12.	Iowa State	619
13.	UCLA	622
14.	Washington State	624
15.	Iowa	627
16.	Yale	629
17.	California	636
18.	Canisius	637
19.	Illinois	642
19.	Missouri	642
19.	Northwestern	642
22.	Oklahoma	645
23.	St. Ambrose	646
24.	New Mexico	647
25.	Cornell	666
25.	Northern Iowa	666
27.	Rochester	669
28.	Kent State	671
29.	Central Michigan	692
30.	Nebraska-Omaha	696
31.	Johns Hopkins	720

1950

at Albuquerque, N.M.

1.	North Texas State	573
2.	Purdue	577
3.	Stanford	587
4.	Oklahoma	590
5.	Wake Forest	591
6.	North Carolina	592
6.	Ohio State	592
8.	Illinois	596
9.	Utah	597
10.	San Diego	599
11.	Kansas	600
11.	Texas	600
13.	Oklahoma State	601
13.	Denver	601
15.	Canisius	605
15.	New Mexico	605
17.	UCLA	607
18.	Oregon	619
18.	Oregon State	619
20.	Navy	623
21.	San Jose State	626
22.	Valparaiso	630
23.	Kenyon	649

1951

at Columbus, Ohio

1.	North Texas State	588
2.	Ohio State	589
3.	Notre Dame	604
4.	Detroit	605
5.	Purdue	611
6.	Wisconsin	612
7.	North Carolina	613
7.	Northwestern	613
9.	Stanford	614
10.	Southern California	616
11.	Oklahoma State	618
11.	Southern Methodist	618
13.	Texas	624
14.	Georgia	626
15.	Oklahoma	631
16.	Canisius	633
17.	Kent State	642
18.	Ohio	645
19.	Illinois	650
19.	New Mexico	650
21.	Georgetown	655
22.	Akron	660
23.	Ohio Wesleyan	682

1952

at Lafayette, Indiana

1.	North Texas State	587
2.	Michigan	593
3.	Purdue	598
3.	Texas	598
5.	Oklahoma State	600
6.	Southern California	601
7.	LSU	602
8.	Stanford	608
9.	Florida	610
10.	North Carolina	611
11.	Houston	615
12.	Oklahoma	620
12.	Wisconsin	620
14.	Wake Forest	621
15.	Bradley	622
16.	Minnesota	623
17.	Indiana	628
18.	Notre Dame	631
19.	Northwestern	632
20.	Kansas	635
20.	Ohio State	635
22.	Iowa State	643
23.	Virginia	649
24.	St. Lawrence	657

1953

at Colo. Springs, Colo.

1.	Stanford	578
2.	North Carolina	580
3.	LSU	581
4.	Oklahoma State	582
5.	North Texas State	583
6.	Texas	586
7.	Notre Dame	591
8.	Houston	592
9.	Purdue	594
10.	Colorado	598
10.	Denver	598
12.	Ohio State	599

13.	Southern California	601
14.	Wichita State	610
15.	Minnesota	611
16.	Northwestern	612
17.	Wisconsin	613
18.	Trinity (Tex.)	617
19.	Iowa State	621

1954

at Houston, Texas

1.	Southern Methodist	572
2.	North Texas State	573
3.	Oklahoma State	578
4.	LSU	582
5.	Houston	590
6.	Stanford	595
7.	Ohio State	596
8.	Southern California	597
8.	Texas	597
10.	Purdue	599
11.	Iowa	600
12.	Yale	605
13.	Minnesota	607
14.	Trinity (Tex.)	611
15.	Colorado	616
16.	Memphis	617
17.	Denver	622
18.	Kent State	629
19.	Utah	631
20.	Wichita State	640

1955

at Knoxville, Tenn.

1.	LSU	574
2.	North Texas State	583
3.	Oklahoma State	587
4.	Houston	591
4.	Stanford	591
6.	Florida	597
6.	San Jose State	597
8.	Memphis	598
9.	Purdue	599
9.	Southern Methodist	599
11.	Iowa	603
11.	North Carolina	603
13.	Georgia	605
14.	Oklahoma	606
15.	Seattle	609
16.	Ohio State	610
16.	Wake Forest	610
18.	Southern California	612
19.	Bradley	614
19.	Minnesota	614
19.	Ohio	614
22.	Detroit	618
23.	Texas	621
23.	Yale	621
25.	Cornell	627
26.	Denver	628
27.	Texas A&M	629
27.	Western Illinois	629
29.	Wisconsin	633
30.	Tennessee	639
31.	Colorado	642
32.	Williams	655
33.	Marshall	664



YEAR-BY-YEAR NCAA TOURNAMENT

SINCE 1947 — OSU'S FIRST NCAA TOURNAMENT

1956

at Columbus, Ohio

1.	Houston	601
2.	North Texas	602
3.	Purdue	602
4.	Oklahoma State	605
5.	Florida State	606
6.	Notre Dame	607
7.	Southern California	609
7.	Southern Methodist	609
9.	LSU	613
10.	North Carolina	614
10.	Texas Tech	614
12.	Ohio State	615
13.	Georgia	616
14.	Oregon	620
15.	San Jose State	621
16.	Michigan	622
17.	Michigan State	623
18.	Western Illinois	627
19.	Minnesota	629
19.	Yale	629
21.	Ohio	630
22.	Illinois	631
22.	Northwestern	631
22.	Oklahoma	631
25.	Stanford	633
26.	Princeton	634
27.	Iowa	639
28.	Williams	650
29.	Bowling Green	653
30.	Buffalo	654
31.	Ohio Wesleyan	694

1957

at Colo. Springs, Colo.

1.	Houston	602
2.	Stanford	603
3.	North Texas State	606
4.	Florida State	607
5.	Arizona State	609
6.	Southern Methodist	610
7.	North Carolina	611
8.	Iowa	614
8.	Navy	614
8.	San Jose State	614
11.	Purdue	619
12.	Oklahoma State	622
13.	Minnesota	623
14.	Brigham Young	630
15.	Notre Dame	632
15.	Oregon	632
15.	Wisconsin	632
18.	Texas	633
19.	Oklahoma	638
20.	Ohio	644
21.	Bucknell	648
22.	Illinois	649
23.	Kansas	653
24.	Marshall	665
25.	New Mexico	666
26.	Colorado College	674

1958

at Williamstown, Ma.

1.	Houston	570
2.	Oklahoma State	582
3.	Southern California	583
4.	Maryland	584
5.	North Texas State	591
6.	Rollins	593
7.	Stanford	596
7.	Southern Methodist	596
9.	Georgia	597
10.	Arizona State	602
10.	Fresno State	602
10.	Purdue	602
13.	Indiana	606
14.	Colgate	607
14.	Florida State	607
16.	Ohio State	612
17.	Boston College	616
18.	Ohio	617
19.	Virginia	618
20.	North Carolina	619
21.	Yale	619
22.	Williams	625
23.	Iowa	626
24.	Notre Dame	633
24.	Pennsylvania	633
26.	Pittsburg	649
27.	Dartmouth	654
28.	Massachusetts	659
28.	Middlebury	659
30.	Iona	662
31.	Holy Cross	664
32.	Colby	665
33.	Rensselaer	681
34.	American Int'l	682

1959

at Eugene, Oregon

1.	Houston	561
2.	Purdue	571
3.	Stanford	573
4.	Oregon	574
5.	Oklahoma State	579
6.	Seattle	581
7.	Florida	586
7.	Texas Tech	586
9.	Rollins	587
10.	Duke	592
11.	Oregon State	593
12.	Iowa	595
13.	Yale	600
14.	Idaho	603
15.	North Texas State	607
16.	Tulsa	608
17.	Princeton	609
17.	San Jose State	609
19.	Washington	613
20.	Portland	618

1960

at Colo. Springs, Colo.

1.	Houston	603
2.	Oklahoma State	607
2.	Purdue	607
4.	Florida	611
4.	North Carolina	611

6.	Texas A&M	612
7.	Arizona	617
8.	Southern California	618
9.	Baylor	619
9.	Iowa	619
11.	Notre Dame	620
12.	Fresno State	621
13.	Ohio State	624
14.	San Diego State	625
14.	Stanford	625
16.	Oregon	628
17.	Minnesota	629
17.	Ohio	629
19.	Michigan State	631
19.	North Texas State	631
19.	Yale	631
22.	New Mexico	635
22.	UCLA	635
24.	Army	637
24.	Lamar	637
24.	Princeton	637
27.	Seattle	639
28.	Texas Tech	644
29.	Tulsa	646
30.	Colorado	648
31.	Idaho	654
32.	Oregon State	659
33.	Denver	669
34.	Texas	681

INDIVIDUAL RESULTS

1960 (2nd)

George Hixon	76-73-149	Q for Match Play
Richard Canon	74-76-150	Q for Match Play
Jim Wright	77-74-151	Q for Match Play
James Harris	77-80-157	DNQ
John Gandy	74-86-160	DNQ

1961

at Lafayette, Indiana

1.	Purdue	584
2.	Arizona State	595
3.	Southern California	596
4.	Oklahoma State	597
5.	Texas A&M	602
6.	Michigan State	603
7.	Arizona	604
7.	North Texas State	604
9.	Minnesota	607
10.	Georgia	609
11.	Duke	610
11.	Houston	610
11.	Ohio State	610
14.	Notre Dame	611
15.	Florida	615
16.	Northwestern	617
16.	Stanford	617
18.	Ohio	623
19.	Ball State	628
20.	Texas	630
21.	Illinois	633
22.	New Mexico	634
22.	Princeton	634
24.	Miami (Fla.)	638
25.	Bucknell	640
26.	Akron	642
27.	Bowling Green	647
28.	Virginia Tech	659

INDIVIDUAL RESULTS

1961 (4th)

Jim Wright	69-74-143	Q for Match Play
Labron Harris	74-73-147	Q for Match Play

1962

at Durham, N.C.

1.	Houston	588
2.	Oklahoma State	598
3.	Duke	603
4.	North Texas	606
5.	Georgia	607
6.	Purdue	611
7.	Stanford	617
8.	Wake Forest	619
9.	Minnesota	620
10.	Southern California	622
11.	Marshall	627
12.	New Mexico	628
13.	North Carolina	630
14.	Miami	633
15.	San Diego State	637
15.	Michigan	637
17.	Notre Dame	638
17.	Ohio	638
19.	Auburn	640
20.	Ball State	641
20.	Oregon	641
22.	Princeton	647
22.	Maryland	647
22.	Navy	647
22.	Northwestern	647
26.	Virginia Tech	662
27.	Virginia	664
28.	Tufts	669
29.	Yale	674
30.	Lake Forest	697
31.	Rochester	703

INDIVIDUAL RESULTS

1962 (2nd)

Terry Wilcox	72-75-147	Q for Match Play
Labron Harris	76-71-147	Q for Match Play
Richard Canon	79-73-152	Q for Match Play
Tom Sisolak	74-78-152	Q for Match Play
5th man not listed		

1963

at Wichita, Kan.

1.	Oklahoma State	581
2.	Houston	582
3.	North Texas	585
4.	Southern California	587
5.	Georgia	590
6.	Texas	591
6.	Wake Forest	591
8.	Navy	595
9.	Stanford	596
10.	Washington	597
11.	Purdue	600
11.	San Jose State	600
13.	Maryland	604
14.	Miami	605
15.	Notre Dame	606
15.	Texas A&M	606
17.	Ohio	608
18.	Wisconsin	611



YEAR-BY-YEAR NCAA TOURNAMENT

SINCE 1947 — OSU'S FIRST NCAA TOURNAMENT

19.	Minnesota	612
20.	Missouri	613
21.	New Mexico	614
22.	UCLA	614
23.	Tulsa	621
24.	Penn State	623
25.	Arizona	632
26.	Wichita State	635
27.	Colorado College	643
28.	Bowling Green	644
29.	Yale	646
30.	Rutgers	658

INDIVIDUAL RESULTS

1963 (1st)

T2.	George Hixon	140
T12.	Don Lackey	145
T24.	Dave Eichelberger	147
T44.	Jim Jamieson	149
T77.	Duke Evans	151

1964

at Colo. Springs, Colo.

1.	Houston	580
2.	Oklahoma State	587
3.	Southern California	596
4.	Notre Dame	600
4.	San Jose State	600
6.	Miami (Fla.)	603
7.	Wake Forest	607
8.	Stanford	610
9.	Indiana	611
10.	UCLA	612
11.	Michigan	615
12.	Seattle	615
13.	Arizona State	616
14.	New Mexico	617
15.	Maryland	619
15.	Memphis	619
15.	Washington	619
18.	Colorado	620
18.	Northwestern	620
20.	Navy	621
21.	Georgia	622
22.	Purdue	624
23.	Minnesota	625
24.	North Texas State	631
24.	Purdue	631
26.	Fresno State	632
27.	Texas	635
28.	Cal. State L.A.	638
29.	Connecticut	639
29.	Oregon State	639
29.	Yale	639
32.	Oregon	640
33.	Wichita State	641
34.	South Carolina	642
35.	Wisconsin	648
36.	New Mexico State	654
36.	Toledo	654
36.	Utah	654
39.	Colorado State	655
40.	Colorado College	658
41.	Idaho	660

INDIVIDUAL RESULTS

1964 (2nd)

George Hixon	142	Q for Match Play
Jim Hardy	145	Q for Match Play

Dave Eichelberger	148	Q for Match Play
Hugh Edgmon	152	Q for Match Play
Bob Dickson	153	Q for Match Play

1965

at Knoxville, Tenn.

1.	Houston	577
2.	Cal. State L.A.	587
3.	Southern California	590
4.	Florida	594
4.	Purdue	594
6.	Florida State	595
7.	Georgia	596
7.	San Jose State	596
9.	Oklahoma State	597
9.	Arizona State	597
11.	North Carolina	602
11.	Seattle	602
11.	Virginia Tech	602
11.	Washington	602
15.	Brigham Young	607
15.	Tennessee	607
17.	Indiana	609
17.	Texas	609
19.	Notre Dame	610
19.	UCLA	610
21.	New Mexico	615
22.	Michigan	618
23.	North Texas State	619
24.	Pennsylvania	620
24.	San Diego State	620
24.	TCU	620
24.	Wichita State	620
28.	Oklahoma	625
28.	Penn State	625
30.	Stanford	628
31.	Yale	630
32.	New Mexico State	640
33.	Rhode Island	643

INDIVIDUAL RESULTS

1965 (9th)

Dave Eichelberger	145
Bob Dickson	147
Jim Hardy	152
Don Lackey	153
Roger Brown	154

1966

at Palo Alto, Calif.

1.	Houston	582
2.	San Jose State	586
3.	Southern California	595
4.	Oklahoma State	598
5.	Arizona State	599
6.	San Diego State	604
7.	Stanford	606
8.	Cal State L.A.	607
8.	LSU	607
8.	UCLA	607
11.	Notre Dame	608
12.	Florida	609
12.	Ohio State	609
14.	Brigham Young	611
15.	Oregon State	612
16.	Michigan	616
17.	Colorado	617

18.	Penn State	618
18.	Purdue	618
18.	Wisconsin	618
21.	New Mexico	619
22.	Washington	624
23.	Wichita State	626
24.	Baylor	627
25.	Davidson	633
25.	North Texas State	633
27.	Miami (Fla.)	635
27.	Texas	635
29.	Duke	636
30.	San Francisco	643
31.	Providence	66

INDIVIDUAL RESULTS

1966 (4th)

T3.	Bob Dickson	69-75-73-71—288
T15.	Don Lackey	75-72-71-77—295
T39.	Jim Hardy	75-72-79-75—301
x		
x		

1967

at Delaware, Pa.

1.	Houston	585
2.	Florida	588
3.	Louisiana State	591
4.	Purdue	596
5.	Wake Forest	597
6.	Arizona	598
6.	Michigan State	598
6.	Virginia Tech	598
9.	San Jose State	599
9.	Fresno State	599
9.	North Texas	599
9.	New Mexico	599
13.	Southern California	603
13.	Michigan	603
13.	Texas	603
16.	Maryland	605
17.	Texas A&M	606
18.	Navy	607
18.	Oklahoma	607
20.	Stanford	608
21.	Miami	611
22.	Oklahoma State	613
22.	San Diego State	613
22.	Ohio State	613
22.	Indiana (Pa.)	613
26.	Penn State	615
26.	Memphis State	615
28.	Oregon State	616
28.	Brigham Young	616
30.	New Mexico State	618
31.	Los Angeles State	619
31.	Baylor	619
33.	Yale	620
34.	Army	622
35.	Ohio	625
36.	UCLA	628
37.	Rhode Island	633
38.	Wichita State	639
39.	Providence	651

INDIVIDUAL RESULTS

1967 (22nd)

Grier Jones	75-74-79-73—301
Roger Brown	79-73—152
Mike DiCello	76-78—154
Roy Bays	77-80—157
Bill Sisolak	83-75—158

1968

at Las Cruces, N.M.

1.	Florida	1154
2.	Houston	1156
3.	Wake Forest	1160
4.	Oklahoma State	1162
4.	Texas	1162
6.	Arizona State	1166
7.	New Mexico	1171
8.	Colorado	1172
9.	Michigan State	1175
10.	Florida State	1180
11.	San Jose State	1184
11.	Stanford	1184
13.	Southern California	1185
14.	Michigan	1188
14.	New Mexico State	1188

INDIVIDUAL RESULTS

1968 (4th)

1.	Grier Jones	65-68-71-72—276
T38.	Mike Holder	69-74-79-72—294
T38.	Jim Young	76-69-75-74—294
T63.	Mike Dicello	73-75-76-74—298
T74.	Jim Deaton	79-75-75-72—301

1969

at Colo. Springs, Colo.

1.	Houston	1223
2.	Wake Forest	1232
3.	Arizona State	1240
3.	Brigham Young	1240
5.	Florida	1241
5.	Georgia	1241
7.	North Texas State	1245
8.	Texas	1250
9.	Stanford	1253
10.	Oklahoma State	1255
11.	Indiana	1256
12.	Florida State	1257
13.	Michigan State	1260
14.	Southern California	1261
15.	Oklahoma	1263
16.	Penn State	1274

(Did Not Make Cut)

17.	New Mexico State	632
17.	Purdue	632
19.	Maryland	633
19.	LSU	633
21.	New Mexico	636
22.	Texas A&M	640
23.	Cincinnati	643
24.	Seattle	645
25.	San Jose State	647
26.	Ohio State	650
27.	Cal State at Los Angeles	651
28.	Air Force	653
29.	Princeton	656
30.	Ohio University	658



YEAR-BY-YEAR NCAA TOURNAMENT

SINCE 1947 — OSU'S FIRST NCAA TOURNAMENT

31.	Rutgers	660
32.	Providence College	663
33.	UCLA	665
33.	Harvard	665
35.	Lamar State College	666
36.	Colorado College	677
37.	Oregon State	679

INDIVIDUAL RESULTS

1969 (10th)

T21.	Mike Holder	83-74-82-71—310
T22.	Doug Tewell	81-78-80-73—312
T24.	Jim Shade	77-79-83-76—315
T27.	Mark Hayes	80-79-84-75—318
	Jim Andrews	78-89-81-79—327

1970

at Columbus, Ohio

1.	Houston	1172
2.	Wake Forest	1182
3.	Brigham Young	1189
4.	Oklahoma State	1190
5.	Cal. State L.A.	1196
6.	Ohio State	1199
6.	Texas	1199
8.	Georgia	1200
9.	Stanford	1201
10.	Purdue	1202
11.	Arizona State	1203
12.	Indiana	1204
13.	Miami (Ohio)	1205
14.	North Texas State	1208
14.	Oregon	1208
16.	San Diego State	1230

INDIVIDUAL RESULTS

1970 (4th)

T7.	Mark Hayes	74-71-76-69—290
28.	Mike Holder	72-74-74-77—297
x		
x		
x		

1971

at Tucson, Ariz.

1.	Texas	1144
2.	Houston	1151
3.	Florida	1154
4.	Wake Forest	1155
5.	Oklahoma State	1170
6.	Southern California	1171
7.	Brigham Young	1173
8.	Stanford	1174
9.	Maryland	1176
9.	Georgia	1176
11.	North Texas	1181
12.	Arizona State	1182
13.	New Mexico State	1184
14.	California State - L.A.	1186
15.	New Mexico	1188
16.	Michigan State	1191
	(Did Not Make Cut)	
17.	Arizona	584
17.	Florida State	584
17.	Oregon	584
20.	Arkansas	585
20.	San Diego State	585

22.	Purdue	587
23.	Alabama	588
24.	Missouri	591
24.	Ohio	591
26.	Ohio State	593
26.	San Jose State	593
28.	Texas Tech	594
29.	Penn State	604
29.	Cal State - Long Beach	604
31.	UCLA	605
32.	Ball State	608
32.	Murray State	608
32.	North Carolina	608
35.	Miami	611
35.	Weber State	611
37.	Brown	623

INDIVIDUAL RESULTS

1971 (5th)

T8.	Mark Hayes	69-73-72-74—288
T40.	Ted Goin	75-69-76-73—293
T46.	Danny Edwards	80-72-71-71—294
T58.	Doug Tewell	72-74-72-78—296
T94.	Chris Cole	76-74-78-73—301

1972

at Cape Coral, Fla.

1.	Texas	1146
2.	Houston	1159
3.	Florida	1167
4.	Oklahoma State	1174
5.	Arizona State	1176
6.	Georgia	1185
6.	Wake Forest	1185
8.	Southern Methodist	1193
9.	San Jose State	1200
10.	Maryland	1207
10.	Miami	1207
12.	Indiana	1210
13.	Tennessee	1217
14.	Georgia Southern	1223
14.	Ball State	1223
	(Did Not Make Cut)	
16.	San Diego State	603
17.	East Tennessee State	604
17.	New Mexico	604
19.	North Texas	605
20.	Southern California	607
21.	Brigham Young	608
22.	Fresno State	609
23.	Cal State-Long Beach	610
24.	Stanford	611
25.	New Mexico State	612
26.	Oregon	614
27.	Bowling Green	619
27.	Ohio State	619
29.	Missouri	621
30.	Minnesota	623
30.	Weber State	623
32.	Penn State	625
33.	Washington	629
34.	Connecticut	648
35.	Brown	657

INDIVIDUAL RESULTS

1972 (4th)

6.	Chris Cole	70-71-72-73—286
T10.	Danny Edwards	74-73-69-74—290
T21.	Ted Goin	72-74-75-73—294
T70.	Jim Brownfield	74-74-79-77—304
T90.	Don Bliss	75-77-80-79—311

1973

at Stillwater, Okla.

1.	Florida	1149
2.	Oklahoma State	1159
3.	Texas	1166
4.	New Mexico	1170
4.	San Jose State	1170
6.	Houston	1172
7.	Southern California	1175
8.	Georgia	1177
9.	Brigham Young	1180
10.	Southern Methodist	1188
11.	Louisiana State	1191
12.	Arizona State	1192
13.	Georgia Southern	1198
13.	North Texas	1198
15.	Oklahoma	1202
16.	Ball State	1211
	(Did Not Make Cut)	
17.	Alabama	588
17.	Long Beach State	588
19.	Wake Forest	591
20.	South Carolina	592
21.	Nebraska	594
22.	Indiana	597
23.	Bowling Green	598
24.	Ohio State	599
25.	New Mexico State	600
26.	Weber State	604
27.	Pennsylvania	605
27.	Stanford	605
29.	Penn State	610
30.	Fresno State	611
30.	Texas Tech	611
32.	Oregon State	612
33.	Oral Roberts	613
34.	Princeton	614
35.	Miami	619
35.	Providence	619

INDIVIDUAL RESULTS

1973 (2nd)

T5.	Danny Edwards	67-73-72-75—287
T15.	Denny Tewell	75-72-66-77—290
T19.	Henry DeLozier	67-72-76-76—291
T19.	Ted Goin	71-75-70-75—301
T26.	Chris Cole	71-73-76-72—292

1974

at Santee, Calif.

1.	Wake Forest	1158
2.	Florida	1160
3.	Houston	1176
4.	Southern California	1177
5.	Oklahoma State	1178
6.	Indiana	1186
6.	New Mexico	1186
8.	Long Beach State	1193
9.	San Jose State	1194

9.	Brigham Young	1194
11.	Arizona State	1196
11.	Oklahoma	1196
13.	North Texas	1200
14.	Alabama	1205
15.	Texas	1208

(Did Not Make Cut)

16.	Southern Methodist	601
16.	Pennsylvania	601
16.	Stanford	601
19.	San Diego State	606
20.	Oregon	607
21.	Louisiana State	610
21.	Georgia Southern	610
23.	Weber State	611
24.	Ball State	612
25.	Miami (Ohio)	613
26.	Dartmouth	617
26.	UCLA	617
28.	Wichita State	620
29.	Ohio State	621
29.	Houston Baptist	621
31.	Auburn	622
32.	Temple	628

INDIVIDUAL RESULTS

1974 (5th)

T8.	Tom Jones	76-71-73-71—291
T8.	Don Bliss	73-70-75-73—291
27.	Jaime Gonzalez	71-78-71-75—295
58.	Steve Thompson	78-74-74-75—301
90.	Mike Clayton	77-77-82-73—309

1975

at Columbus, Ohio

1.	Wake Forest	1156
2.	Oklahoma State	1189
3.	Alabama	1190
3.	Southern California	1190
5.	Brigham Young	1194
6.	East Tennessee State	1202
7.	Texas	1204
7.	Indiana	1204
9.	Arizona State	1205
10.	Florida	1206
11.	Ohio State	1207
12.	Houston	1208
13.	Louisiana State	1212
14.	North Carolina State	1213
15.	Georgia Southern	1214
16.	Oregon	1215
17.	Southern Methodist	1225
	(Did Not Make Cut)	
18.	Stanford	605
19.	San Diego State	606
20.	Ball State	607
21.	Michigan State	612
21.	North Texas State	612
21.	San Jose State	612
24.	Auburn	613
24.	New Mexico	613
26.	Illinois State	614
27.	Oklahoma	617
28.	Massachusetts	621
29.	Furman	624
29.	Ohio	624
29.	Oral Roberts	624
32.	Harvard	625
32.	Texas A&M	625



YEAR-BY-YEAR NCAA TOURNAMENT

SINCE 1947 — OSU'S FIRST NCAA TOURNAMENT

34.	Temple	627
35.	Long Beach State	628
36.	Penn State	634
37.	Tulsa	643

INDIVIDUAL RESULTS

1975 (2nd)

T4.	Lindy Miller	70-75-70-75—290
T4.	Tom Jones	73-70-70-77—290
53.	Jaime Gonzalez	75-73-75-80—303
79.	Mike Clayton	80-78-73-75—306
81.	Kirk Goss	74-74-79-80—307

1976

at Albuquerque, N.M.

1.	Oklahoma State	1166
2.	Brigham Young	1173
3.	Houston	1174
4.	Wake Forest	1175
5.	New Mexico	1176
6.	Texas	1183
7.	Southern California	1184
7.	East Tennessee State	1184
9.	Maryland	1186
10.	Oregon	1194
11.	Arizona State	1196
11.	Ohio State	1196
13.	San Jose State	1197
14.	Georgia	1198
15.	Texas Tech	1203
15.	Georgia Southern	1203
17.	Marshall	1204
18.	San Diego State	1205
19.	New Mexico State	1211
20.	Oklahoma	1212
20.	Stanford	1212
22.	North Texas	1213
23.	Indiana	1215
24.	North Illinois	1217
25.	Temple	1219
25.	Weber State	1219
27.	Louisiana State	1225
28.	Auburn	1226
29.	Massachusetts	1257

INDIVIDUAL RESULTS

1976 (1st)

T10.	Lindy Miller	71-75-72-72—290
T10.	Jaime Gonzalez	72-73-69-76—290
T13.	Britt Harrison	71-69-78-73—291
T31.	Tom Jones	77-70-75-73—295
T81.	David Edwards	69-79-76-78—302

1977

at Hamilton, N.Y.

1.	Houston	1197
2.	Oklahoma State	1205
3.	Arizona State	1211
3.	Georgia	1211
5.	Southern California	1212
6.	Brigham Young	1219
7.	Oregon	1228
8.	Florida	1230
9.	Ohio State	1232
10.	Wake Forest	1233
11.	Texas A&M	1234
12.	North Carolina	1240

13.	San Jose State	1241
14.	Georgia Southern	1247
15.	San Diego State	1248
15.	Stanford	1248
17.	Southern Methodist	1252
18.	Furman	1253
19.	Indiana	1259
19.	Fresno State	1259

(Did Not Make Cut)		
21.	Oklahoma	944
22.	Kent State	945
23.	Wichita State	947
24.	Florida State	957
25.	New Mexico	963
26.	McNeese State	978
27.	Delaware	982
28.	Providence	984
29.	Colgate	991

INDIVIDUAL RESULTS

1977 (2nd)

4.	Lindy Miller	76-72-71-76—295
T5.	David Edwards	76-73-73-74—296
T29.	Tom Jones	75-79-76-76—306
T38.	Jaime Gonzalez	80-78-77-73—308
88.	Britt Harrison	78-80-77-86—321

1978

at Eugene, Ore.

1.	Oklahoma State	1140
2.	Georgia	1157
3.	Arizona State	1160
4.	Brigham Young	1166
5.	North Carolina	1174
6.	Oral Roberts	1176
7.	Wake Forest	1177
8.	San Jose State	1181
9.	Florida	1182
10.	UCLA	1186
11.	Oregon	1188
12.	San Diego State	1190
13.	Southern California	1193
14.	Stanford	1196
15.	Texas A&M	1199
15.	Weber State	1199
17.	South Carolina	1201
18.	Houston	1202
19.	Wichita State	1204
20.	Ohio State	1206
21.	Nebraska	1208
(Did Not Make Cut)		
22.	Fresno State	906
23.	Texas	908
24.	Temple	910
25.	Bowling Green	912
26.	New Mexico	921
27.	Georgia Southern	927
28.	Yale	960

INDIVIDUAL RESULTS

1978 (1st)

1.	David Edwards	71-69-69-72—281
T15.	Lindy Miller	70-74-73-69—286
T15.	Bob Tway	72-74-71-71—288
T23.	Britt Harrison	72-71-76-72—291
T23.	Rafael Alarcon	67-77-75-83—302

(individual results determined through three rounds)

1979

at Winston-Salem, N.C.

1.	Ohio State	1189
2.	Oklahoma State	1191
3.	Wake Forest	1196
4.	Brigham Young	1198
5.	New Mexico	1202
6.	North Carolina	1206
6.	Oral Roberts	1206
8.	Arizona State	1213
9.	Southern California	1215
9.	Houston	1215
11.	Georgia Southern	1226
12.	Fresno State	1229
13.	UCLA	1230
14.	San Jose State	1234
15.	Florida	1236
(Did Not Make Cut)		
16.	Louisiana State	917
17.	Temple	921
18.	Florida State	922
19.	Georgia	926
20.	North Carolina State	930
21.	Weber State	934
21.	Texas	934
23.	Texas A&M	935
24.	Auburn	936
25.	Wichita State	937
26.	San Diego State	943
26.	Indiana	943
28.	Connecticut	1003

INDIVIDUAL RESULTS

1979 (2nd)

T5.	Bob Tway	73-73-71-80—297
T5.	Britt Harrison	77-73-71-76—297
T13.	Rafael Alarcon	74-73-78-75—300
T35.	Jeff Walser	75-76-77-76—304
T72.	Eric Evans	84-72-75-84—315

1980

at Columbus, Ohio

1.	Oklahoma State	1173
2.	Brigham Young	1177
3.	Oral Roberts	1178
4.	Ohio State	1184
4.	Texas Christian	1184
6.	Tennessee	1188
7.	Georgia Southern	1195
8.	Southern California	1198
9.	Centenary	1201
10.	Fresno State	1209
10.	Florida	1209
12.	Clemson	1213
12.	Texas	1213
14.	Florida State	1215
15.	Texas A&M	1217
(Did Not Make Cut)		
16.	Colorado	909
17.	Wake Forest	910
18.	Houston	912
19.	San Jose State	914
20.	Arizona State	916
20.	Indiana	916
22.	San Diego State	917
23.	Weber State	919
24.	Pacific	920
24.	UCLA	920

26.	East Tennessee State	921
27.	Ohio	926
28.	Temple	928
29.	Princeton	946
30.	Connecticut	968

INDIVIDUAL RESULTS

1980 (1st)

3.	Rafael Alarcon	70-72-72-71—285
T7.	Bob Tway	69-74-77-71—291
T31.	Eric Evans	73-76-78-73—300
T54.	Jeff Walser	79-77-71-77—304
T76.	Willie Wood	80-74-82-73—309

1981

at Palo Alto, Calif.

1.	Brigham Young	1161
2.	Oral Roberts	1163
3.	Houston	1170
4.	Oklahoma State	1171
5.	Arizona State	1172
6.	Georgia	1176
7.	New Mexico	1180
7.	Tennessee	1180
9.	Wake Forest	1182
10.	Texas A&M	1183
11.	Colorado	1185
11.	Southern California	1185
13.	Utah State	1186
14.	Florida	1188
15.	Florida State	1189
16.	Texas	1191
(Did Not Make Cut)		
17.	Alabama	892
18.	Fresno State	894
18.	San Jose State	894
18.	North Carolina	894
21.	San Diego State	895
22.	Centenary	896
23.	Stanford	898
24.	Ohio State	899
25.	Louisiana State	902
25.	Purdue	902
27.	Oregon	904
28.	New Mexico State	908
29.	Temple	911
30.	Oklahoma	916
31.	Dartmouth	942

INDIVIDUAL RESULTS

1981 (4th)

T5.	Bob Tway	73-70-74-70—287
T20.	Willie Wood	74-74-72-71—291
T42.	Andy Dillard	78-73-73-73—297
T62.	Tommy Moore	72-78-73-78—301
T91.	Eric Evans	83-79-79-73—314

1982

at Pinehurst, N.C.

1.	Houston	1141
2.	Oklahoma State	1151
3.	Arizona State	1156
4.	Texas A&M	1161
5.	Brigham Young	1162
6.	UCLA	1163
7.	Texas	1165
8.	North Carolina State	1167
9.	North Carolina	1170



YEAR-BY-YEAR NCAA TOURNAMENT

SINCE 1947 — OSU'S FIRST NCAA TOURNAMENT

10.	Miami (Fla.)	1173
10.	Wake Forest	1173
12.	Weber State	1175
13.	San Jose State	1176
14.	San Diego State	1178
15.	Ohio State	1180
(Did Not Make Cut)		
16.	Clemson	882
17.	Oklahoma	885
18.	Georgia	886
19.	Southern California	889
20.	Ball State	892
20.	North Texas	892
22.	Tennessee	893
23.	Oral Roberts	894
24.	Long Beach State	902
24.	New Mexico	902
26.	Florida State	903
27.	East Tennessee State	905
28.	American	906
29.	Temple	909
30.	Indiana	910
31.	Holy Cross	992

INDIVIDUAL RESULTS

1982 (2nd)

2.	Andy Dillard	72-69-71-70—282
T16.	Philip Walton	71-72-72-74—289
T32.	Willie Wood	74-70-74-74—292
T43.	Tommy Moore	72-73-77-72—294
T49.	Tracy Phillips	76-73-71-75—295

1983

at Fresno, Calif.

1.	Oklahoma State	1161
2.	Texas	1168
3.	Houston	1170
4.	Ohio State	1173
5.	Clemson	1176
6.	Georgia	1179
7.	UCLA	1181
8.	North Carolina	1185
8.	Oklahoma	1185
10.	Brigham Young	1186
10.	Texas A&M	1186
12.	Fresno State	1189
13.	Missouri	1193
13.	Wake Forest	1193
15.	Pacific	1197
(Did Not Make Cut)		
16.	Florida	896
17.	Alabama	898
18.	Ball State	900
19.	Southern California	901
20.	Florida State	902
21.	Lamar	904
22.	Oregon	907
23.	Oral Roberts	909
23.	San Diego State	909
23.	Temple	909
26.	San Jose State	910
27.	Texas Christian	911
28.	Weber State	912
29.	Bowling Green	915
30.	North Carolina State	922
31.	Holy Cross	966
32.	Navy	967

INDIVIDUAL RESULTS

1983 (1st)

T2.	Scott Verplank	72-69-74-72—287
T20.	Tommy Moore	75-76-69-73—293
25.	Willie Wood	78-71-73-72—294
T38.	Andy Dillard	72-74-77-74—297
T50.	Philip Walton	77-70-74-78—299

1984

at Houston, Texas

1.	Houston	1145
2.	Oklahoma State	1146
3.	Oklahoma	1149
4.	North Carolina	1154
5.	Brigham Young	1159
6.	Louisiana State	1162
6.	San Jose State	1162
8.	Southern Calif.	1163
9.	Arizona State	1164
10.	Texas A&M	1166
11.	Florida	1169
12.	Georgia	1170
12.	South Carolina	1170
14.	Missouri	1171
15.	Wake Forest	1176
(Did Not Make Cut)		
16.	Texas	878
17.	Ohio State	879
18.	Arkansas	880
19.	Clemson	881
20.	Mississippi	883
21.	UCLA	884
22.	Fresno State	886
22.	Houston Baptist	886
24.	Kent State	888
25.	San Diego State	889
26.	Stanford	890
26.	Weber State	890
28.	Illinois	895
28.	Colorado	895
30.	Rutgers	912
31.	Temple	914
32.	Yale	920

INDIVIDUAL RESULTS

1984 (2nd)

T3.	Tommy Moore	70-69-72-67—278
T14.	Andy Dillard	75-71-68-74—288
T24.	Scott Verplank	72-71-73-74—290
T24.	Jeff Maggert	72-69-76-73—290
T86.	Kevin Whipple	75-74-78-75—302

1985

at Grenelefe, Fla.

1.	Houston	1172
2.	Oklahoma State	1175
3.	Florida	1185
4.	Mississippi	1186
5.	Texas	1188
6.	Arkansas	1192
7.	Georgia	1193
8.	Oklahoma	1195
9.	Stanford	1196
9.	Louisiana State	1196
11.	Arizona State	1197
12.	Georgia Tech	1201
13.	Wake Forest	1203

14.	Brigham Young	1206
14.	UCLA	1206
(Did Not Make Cut)		
16.	Ohio State	904
16.	North Carolina	904
18.	Auburn	905
18.	Lamar	905
20.	Southern California	906
21.	Fresno State	908
22.	Texas A&M	911
23.	New Mexico	914
24.	San Jose State	916
25.	Oral Roberts	924
26.	Texas-El Paso	925
27.	Clemson	933
28.	Hartford	939
29.	Temple	941
30.	St. John's	953

INDIVIDUAL RESULTS

1985 (2nd)

T6.	Scott Verplank	70-76-70-74—290
T14.	Kevin Whipple	74-74-72-73—293
T22.	E.J. Pfister	77-76-70-73—296
T26.	Brian Watts	77-70-77-73—297
T62.	Michael Bradley	76-76-77-78—307

1986

at Winston-Salem, N.C.

1.	Wake Forest	1156
2.	Oklahoma State	1160
3.	Oklahoma	1163
4.	Brigham Young	1167
5.	Houston	1169
6.	Miami (Fla.)	1170
7.	Lamar	1172
8.	Arizona State	1174
8.	Southern California	1174
10.	Louisiana State	1175
11.	Florida	1176
12.	North Carolina	1177
13.	Ohio State	1180
13.	Georgia Tech	1180
13.	Fresno State	1180
16.	Arkansas	1183
17.	Texas	1187
18.	Oregon	1192
19.	Texas Christian	1202
19.	Furman	1202
(Did Not Make Cut)		
21.	Clemson	898
22.	Auburn	900
23.	Missouri	901
23.	Texas A&M	901
25.	Stanford	905
26.	New Mexico	907
27.	Ball State	908
28.	Temple	917
29.	Hartford	920
30.	Texas-El Paso	924
31.	Army	951

INDIVIDUAL RESULTS

1986 (2nd)

1.	Scott Verplank	68-68-73-73—282
T24.	Brian Watts	73-74-72-72—291
T28.	E.J. Pfister	71-71-71-79—292
T76.	Michael Bradley	78-71-73-78—300
T89.	Tim Fleming	77-77-75-75—304

1987

at Columbus, Ohio

1.	Oklahoma State	1160
2.	Wake Forest	1176
3.	Oklahoma	1177
4.	Ohio State	1185
5.	Houston Baptist	1186
6.	Arkansas	1187
7.	Florida State	1191
8.	North Carolina	1194
9.	Fresno State	1195
10.	Houston	1196
11.	Clemson	1197
12.	San Jose State	1199
12.	Texas-El Paso	1199
14.	Louisiana State	1200
14.	Brigham Young	1200
16.	Arizona State	1202
17.	South Florida	1204
18.	Arizona	1208
19.	Texas A&M	1209
20.	Texas	1210
21.	UCLA	1213
22.	Georgia Tech	1214
(Did Not Make Cut)		
23.	Southern California	916
24.	Georgia	918
25.	Kentucky	919
25.	Kent	919
25.	Hartford	919
28.	New Mexico	921
29.	Florida	925
30.	Oregon	926
31.	Penn State	942
32.	Tulsa	946
33.	Temple	947

INDIVIDUAL RESULTS

1987 (1st)

1.	Brian Watts	74-71-69-66—280
4.	Michael Bradley	74-72-69-73—288
T6.	Tim Fleming	73-72-74-71—290
T65.	E.J. Pfister	79-74-73-78—304
T109.	B. Montgomery	77-78-79-78—312

1988

at Los Angeles, Calif.

1.	UCLA	1176
2.	Oklahoma State	1179
2.	Texas-El Paso	1179
2.	Oklahoma	1179
5.	Florida	1180
6.	Arizona	1183
7.	Georgia Tech	1184
8.	Georgia	1186
8.	South Carolina	1186
10.	Arizona State	1188
11.	Texas	1189
12.	Arkansas	1190
13.	Southern California	1194
14.	Georgia Southern	1204
15.	Washington	1211
(Did Not Make Cut)		
16.	Houston Baptist	900
17.	Clemson	903
18.	New Mexico	906
18.	North Carolina State	906
20.	Louisiana State	907
21.	Kent	909



YEAR-BY-YEAR NCAA TOURNAMENT

SINCE 1947 — OSU'S FIRST NCAA TOURNAMENT

22.	Wake Forest	608
23.	Illinois	609
23.	Ohio State	609
25.	Tulsa	610
26.	Virginia	614
27.	Southern Methodist	616
28.	Memphis State	622
29.	Utah	623
30.	Hartford	626
31.	Temple	635
32.	St. John's	638

INDIVIDUAL RESULTS

1988 (2nd)

1.	E.J. Pfister	70-76-70-68—284
T43.	Kevin Wentworth	76-74-74-74—298
T52.	Michael Bradley	74-74-77-75—300
T57.	Brian Watts	76-74-74-78—302
T65.	Carl Suneson	77-77-72-78—304

1989

at Edmond, Okla.

1.	Oklahoma	1139
2.	Texas	1158
3.	Clemson	1160
4.	Oklahoma State	1162
5.	Arizona State	1166
6.	Arizona	1170
7.	Arkansas	1171
8.	UCLA	1173
8.	Louisiana State	1173
10.	Georgia	1174
11.	Florida	1180
12.	East Tennessee State	1185
13.	North Carolina	1187
14.	Fresno State	1192
15.	Southwest Louisiana	1194
16.	Florida State	1196
17.	Texas-El Paso	1197
18.	Georgia Tech	593
18.	South Carolina	593
18.	Southern California	593
21.	Miami (Ohio)	594
22.	Kansas	595
23.	Illinois	596
23.	Washington	596
25.	Nevada-Reno	598
26.	Houston	599
27.	Nevada-Las Vegas	600
28.	North Carolina State	603
29.	Auburn	609
29.	Colorado	609

INDIVIDUAL RESULTS

1989 (4th)

T2.	Kevin Wentworth	67-74-72-72—285
T21.	Bob May	71-73-71-76—291
T34.	Carl Suneson	69-76-73-76—294
T42.	David White	77-70-77-73—297
T84.	Harry Rudolph	77-75-73-87—312

1990

at Tarpon Springs, Fla.

1.	Arizona State	1155
2.	Florida	1157
3.	Arizona	1159
4.	Oklahoma State	1163

5.	Oklahoma	1167
5.	Fresno State	1167
7.	North Carolina	1168
8.	Florida State	1169
9.	Southwest Louisiana	1170
10.	Ohio State	1171
11.	Georgia Tech	1173
12.	Clemson	1174
13.	Southern California	1179
14.	North Carolina State	1181
15.	Georgia	1183
16.	Texas-El Paso	1186
17.	Duke	1195
18.	Nevada-Las Vegas	1196
18.	Kent State	1196
20.	Rice	1197
21.	Central Florida	1203
22.	Texas	1204
23.	Oregon	1206
24.	Miami (Ohio)	1207
25.	New Mexico	1208
25.	Auburn	1208
27.	Miami (Fla.)	1213
28.	Nevada-Reno	1220
29.	Wisconsin	1221
30.	Arkansas	1228

INDIVIDUAL RESULTS

1990 (4th)

T14.	Kevin Wentworth	72-72-72-73—289
T23.	Craig Hainline	75-73-69-74—291
T28.	Bob May	73-76-73-70—292
T28.	Scott De Serrano	74-74-74-70—292
T111.	David White	79-75-78-74—306

1991

at Pebble Beach, Calif.

1.	Oklahoma State	1161
2.	North Carolina	1168
3.	Arizona State	1175
4.	Wake Forest	1180
5.	Brigham Young	1185
6.	Georgia Tech	1188
7.	Southern California	1190
8.	Nevada-Las Vegas	1191
9.	Arkansas	1192
9.	Texas	1192
9.	Texas-El Paso	1192
12.	Central Florida	1195
13.	Clemson	1196
14.	North Carolina State	1197
15.	Stanford	1200
15.	South Carolina	1200
15.	New Mexico	1200
18.	Northwestern	1201
18.	Arizona	1201
20.	Florida	1206
21.	Oklahoma	1207
22.	Georgia	1210
23.	Southern Methodist	1212
24.	UCLA	1215
24.	Ohio State	1215
26.	Texas Christian	1216
27.	Rice	1218
28.	Miami (Ohio)	1225
29.	Mississippi State	1227
30.	Louisiana State	1228

INDIVIDUAL RESULTS

1991 (1st)

T4.	Craig Hainline	74-72-71-72—289
T10.	Scott De Serrano	79-69-73-70—291
T22.	Bob May	72-71-74-78—295
T28.	Kevin Wentworth	75-68-80-73—296
T45.	Jaxon Brigman	79-73-76-72—300

1992

at Albuquerque, N.M.

1.	Arizona	1129
2.	Arizona State	1136
3.	Oklahoma State	1144
4.	Nevada-Las Vegas	1150
5.	Georgia Tech	1151
6.	Texas	1152
7.	Florida	1155
8.	Arkansas	1156
9.	Stanford	1158
10.	New Mexico	1161
11.	Alabama	1163
12.	Clemson	1166
13.	Houston	1168
14.	Oklahoma	1171
15.	Central Florida	1184
(Did Not Make Cut)		
16.	Texas Christian	586
16.	Virginia	586
16.	Wisconsin	586
16.	Fresno State	586
20.	San Jose State	587
20.	Brigham Young	587
22.	Louisiana State	588
23.	North Carolina	590
24.	Wake Forest	591
25.	East Tennessee State	592
25.	Kent	592
27.	Ohio State	594
28.	South Carolina	595
29.	California-Irvine	606
30.	Rice	619

INDIVIDUAL RESULTS

1992 (3rd)

T4.	Jaxon Brigman	72-72-69-69—282
T15.	Alan Bratton	68-74-74-71—287
T15.	Craig Hainline	70-75-72-70—287
T26.	Bill Hoeffle	72-72-74-72—290
T74.	Chris Tidland	78-73-75-73—299

1993

at Lexington, Ky.

1.	Florida	1145
2.	Georgia Tech	1146
3.	North Carolina	1147
4.	Clemson	1153
5.	Texas	1156
6.	Arizona State	1162
7.	Arkansas	1169
8.	Nevada-Las Vegas	1176
9.	Oklahoma	1177
10.	Duke	1179
11.	Wake Forest	1184
12.	Oklahoma State	1188
13.	Augusta College	1189
14.	Southwestern La.	1190

15.	Kansas	1200
(Did Not Make Cut)		
16.	Arizona	595
17.	Louisiana State	597
17.	UCLA	597
17.	Auburn	597
20.	Ohio State	598
20.	Minnesota	598
22.	Fresno State	599
22.	North Carolina State	599
24.	New Mexico	601
25.	Brigham Young	605
26.	New Mexico State	613
27.	Kent State	616
27.	Michigan State	616
29.	Alabama	620
30.	Pepperdine	621

INDIVIDUAL RESULTS

1993 (12th)

T28.	Chris Tidland	75-73-76-70—294
T34.	Alan Bratton	71-76-73-75—295
T56.	Kris Cox	77-75-76-73—301
63.	Bill Hoeffle	80-73-75-75—303
70.	Brandon Knight	78-73-77-80—308

1994

at McKinney, Texas

1.	Stanford	1129
2.	Texas	1133
3.	Florida	1136
4.	Arkansas	1138
5.	Oklahoma State	1140
6.	Georgia Tech	1145
7.	Auburn	1149
7.	Nevada-Las Vegas	1149
9.	Arizona State	1151
9.	Clemson	1151
11.	North Carolina	1154
12.	E. Tennessee State	1158
13.	Kent State	1160
14.	Arizona	1165
15.	Wake Forest	1167
(Did Not Make Cut)		
16.	Florida State	582
17.	Fresno State	585
18.	Southern Methodist	588
19.	Houston	589
19.	Virginia Tech	589
21.	UC-Santa Barbara	590
22.	Louisiana State	591
23.	New Mexico	592
24.	Colorado	593
25.	Oregon State	594
26.	San Jose State	595
27.	Texas Christian	596
28.	Miami (Ohio)	598
28.	Oklahoma	598
30.	Augusta	602

INDIVIDUAL RESULTS

1994 (5th)

2.	Alan Bratton	70-67-66-73—276
T21.	Kris Cox	69-73-73-72—287
T25.	Trip Kuehne	75-75-65-73—288
T35.	Leif Westerberg	72-72-73-73—290
T67.	Chris Tidland	77-74-74-74—299



YEAR-BY-YEAR NCAA TOURNAMENT

SINCE 1947 — OSU'S FIRST NCAA TOURNAMENT

1995

at Columbus, Ohio

1. Oklahoma State	1156*
2. Stanford	1156
3. Texas	1157
4. Arizona State	1164
5. Southern California	1165
6. California	1166
7. Florida State	1168
8. North Carolina State	1170
8. Ohio State	1170
10. Arizona	1171
11. Tulsa	1176
12. New Mexico	1182
13. Florida	1184
14. Houston	1186
15. Nevada-Las Vegas	1187
(Did Not Make Cut)	
16. Tennessee	592
16. Auburn	592
16. Kansas	592
19. North Carolina	593
20. Clemson	594
21. Texas Christian	595
22. Wake Forest	596
22. Oklahoma	596
24. Augusta	598
25. East Tennessee State	599
26. Iowa	600
27. Kent	603
28. New Mexico State	605
29. Georgia Tech	606
30. Texas-El Paso	608

* - won playoff.

INDIVIDUAL RESULTS

1995 (1st)

T2. Chris Tidland	69-69-72-74—284
T17. Alan Bratton	75-76-69-70—290
T17. Kris Cox	75-73-71-71—290
T39. Trip Kuehne	72-75-75-73—295
T63. Leif Westerberg	78-75-76-72—301

1996

at Chattanooga, Tenn.

1. Arizona State	1186
2. Nevada-Las Vegas	1189
3. East Tennessee State	1204
4. Stanford	1205
5. Arizona	1207
6. Florida	1212
6. New Mexico	1212
8. Oklahoma State	1215
9. Southern California	1216
10. San Jose State	1220
11. Arkansas	1221
12. Southern Methodist	1222
13. Texas	1224
14. Clemson	1227
15. Kansas	1248
(Did Not Make Cut)	
16. North Carolina	608
17. North Carolina State	610
18. Wake Forest	612
18. Texas Christian	612
18. Pacific	612
21. Texas A&M	614

22. South Carolina	616
23. Tennessee	617
24. Pepperdine	618
25. Miami (Ohio)	622
25. Oklahoma	622
27. Florida State	623
28. Alabama	627
29. Penn State	630
30. Indiana	636

INDIVIDUAL RESULTS

1996 (8th)

T24. Kris Cox	71-78-76-77—302
T31. Brian Guetz	74-78-74-78—304
T44. Leif Westerberg	76-77-80-75—308
T47. Trip Kuehne	80-75-74-80—309
T62. Bo Van Pelt	77-79-75-82—313

1997

at Lake Forest, Ill.

1. Pepperdine	1,148
2. Wake Forest	1,151
3. Clemson	1,153
4. Ohio State	1,154
5. Oklahoma State	1,156
5. Arizona State	1,156
7. TCU	1,158
7. Northwestern	1,158
9. Houston	1,160
10. North Carolina	1,167
11. New Mexico	1,169
12. East Tennessee State	1,170
13. Texas A&M	1,172
14. Southern California	1,173
15. Florida	1,175
(Did Not Make Cut)	
16. Arkansas	589
16. Auburn	589
18. LSU	590
18. San Jose State	590
20. Texas	591
21. South Carolina	592
22. UNLV	593
23. Virginia	594
23. Drake	594
25. Michigan	597
26. UCLA	598
26. Arizona	598
28. Tennessee	599
29. Duke	605
30. Washington	617

INDIVIDUAL RESULTS

1997 (5th)

T15. Bo Van Pelt	72-75-70-69—286
T15. Leif Westerberg	71-74-69-72—286
T17. Brian Guetz	71-72-71-73—287
T63. Landry Mahan	74-77-73-75—299
T72. Edward Loar	72-77-77-76—302

1998

at Albuquerque, N.M.

1. UNLV	1118
2. Clemson	1121
3. Georgia Tech	1122
4. Oklahoma State	1127
5. Arizona State	1130
6. Ohio State	1135

7. Minnesota	1137
8. UCLA	1142
8. Houston	1142
10. Auburn	1145
11. South Carolina	1146
12. TCU	1148
13. Miami (Ohio)	1151
14. Florida	1154
15. California	1155

(did not make cut)	
16. New Mexico	574
17. Georgia	575
18. North Carolina State	576
19. Northwestern	577
20. Nebraska	578
21. East Tennessee State	579
22. Fresno State	580
23. Southeast Louisiana	582
24. Kent	583
25. North Carolina	585
26. Cal-Santa Barbara	589
27. Oregon	590
27. Augusta State	590
29. Oklahoma	592
30. Arizona	593

INDIVIDUAL RESULTS

1998 (4th)

T15. Edward Loar	68-72-66-75—281
19. Bo Van Pelt	70-67-74-71—282
T20. Charles Howell	70-74-70-69—283
T48. Landry Mahan	77-73-70-70—290
T74. Boyd Summerhays	70-77-72-77—296

1999

at Minneapolis, Minn.

1. Georgia	1180
2. Oklahoma State	1183
3. Northwestern	1188
4. Washington	1189
5. ASU	1192
6. UNLV	1195
7. BYU	1196
8. Houston	1199
8. Clemson	1199
10. N Carolina	1201
11. Minn.	1208
12. Florida	1216
13. E Tenn. St	1217
14. Nebraska	1218
15. Illinois	1219

(Did Not Make Cut)	
16. Toledo	613
17. California	613
18. Duke	614
19. Oregon	614
20. S. Carolina	615
21. Arizona	615
22. Kansas	616
23. Colorado	617
24. Ole Miss	618
25. Arkansas	618
26. Colo. St.	618
27. Augusta St	625
28. Ga. Tech	626
29. San Diego St.	628
30. Richmond	642

INDIVIDUAL RESULTS

1999 (2nd)

5. Charles Howell	71-77-70-73—291
T16. Landry Mahan	73-75-74-77—299
T39. Edward Loar	82-76-69-75—302
T47. Peter Davidson	72-80-72-80—304
T57. Anders Hultman	73-80-77-76—306

2000

at Opelika, Ala.

1. Oklahoma State	1116*
2. Georgia Tech	1116
3. Arizona	1118
4. Houston	1122
5. Texas	1125
6. UNLV	1131
7. Clemson	1133
8. Northwestern	1139
9. Kent State	1141
10. North Carolina	1143
11. TCU	1146
12. Minnesota	1149
13. Fresno State	1154
14. Auburn	1161
15. Wake Forest	1169

(Did Not Make Cut)	
16. Georgia (lost playoff)	582
17. California	583
17. East Tennessee State	583
19. Mississippi State	584
19. New Mexico	584
21. Kansas	585
22. Georgia State	587
23. Oklahoma	588
23. Pepperdine	588
25. Arizona State	589
25. Virginia	589
27. North Florida	590
28. BYU	593
29. Southern California	599
30. Washington	613

* — won playoff

INDIVIDUAL RESULTS

2000 (1st)

1. Charles Howell	67-66-63-69—265
T13. Landry Mahan	70-68-72-71—281
T41. Anders Hultman	72-76-68-72—288
T41. Edward Loar	72-72-72-72—288
T58. J.C. DeLeon	74-70-75-76—295

2001

at Durham, N.C.

1. Florida	1126
2. Clemson	1144
3. Arizona	1145
4. Georgia Tech	1148
5. Georgia	1152
6. Arizona State	1162
7. Augusta State	1164
8. Virginia Tech	1165
9. East Tennessee State	1167
10. Wake Forest	1168
11. Pacific	1177
12. Oklahoma	1179
12. UAB	1179
12. Oregon State	1179
15. Southern Methodist	1190



YEAR-BY-YEAR NCAA TOURNAMENT

SINCE 1947 — OSU'S FIRST NCAA TOURNAMENT

(Did Not Make Cut)		
16.	Charleston	590
17.	UCLA	591
18.	Mississippi	592
18.	Toledo	592
20.	South Carolina	593
20.	Houston	593
20.	Minnesota	593
20.	Stanford	593
24.	Oklahoma State	594
24.	Georgia Southern	594
26.	Washington	598
27.	North Carolina State	599
28.	Purdue	602
29.	UC-Irvine	612
30.	Kent State	620

INDIVIDUAL RESULTS

2001 (124th)

Pär Nilsson	74-72—146
Anders Hultman	76-72—148
Matt McQuillan	75-74—149
J.C. DeLeon	76-76—152
Boyd Summerhays	75-77—152

2002

at Columbus, Ohio

1.	Minnesota	1134
2.	Georgia Tech	1138
3.	Clemson	1142
3.	Texas	1142
5.	Augusta State	1143
6.	N.C. State	1144
7.	Purdue	1145
8.	Pepperdine	1146
9.	Arizona	1150
9.	Tulsa	1150
11.	Florida	1152
11.	TCU	1152
11.	Washington	1152
14.	Toledo	1153

14.	Colorado	1153
16.	Oklahoma State	1154
17.	North Carolina	1155
18.	Illinois	1158
19.	Baylor	1160
20.	Virginia Tech	1161
21.	Georgia	1162
21.	Fresno State	1162
23.	UNLV	1167
24.	Pacific	1169
24.	Texas Tech	1169
26.	New Mexico	1170
27.	UAB	1176
28.	Auburn	1182
28.	Georgia Southern	1182
30.	Virginia Commonwealth	1191

INDIVIDUAL RESULTS

2002 (16th)

3.	Hunter Mahan	68-71-67-72—278
T8.	Pär Nilsson	71-73-68-69—281
T102.	Anders Hultman	74-71-76-75—296
T148.	J.C. DeLeon	76-79-75-77—307
T152.	Alex Norén	83-78-78-70—309

2003

at Stillwater, Okla.

1.	Clemson	1191
2.	Oklahoma State	1193
3.	UCLA	1197
4.	Florida	1198
4.	Wake Forest	1198
6.	Arizona State	1202
7.	Augusta State	1213
8.	Auburn	1215
9.	North Carolina	1216
9.	Texas	1216
11.	Georgia Tech	1218
11.	Washington	1218
13.	UNLV	1220
14.	USC	1221

15.	N.C. State	1224
16.	Georgia	1226
17.	Arizona	1229
18.	Wichita State	1232
(Did Not Make Cut)		
19.	Duke	920
19.	Minnesota	920
21.	Illinois	921
22.	Oregon	924
23.	Tennessee	925
24.	New Mexico	928
25.	Vanderbilt	930
26.	Kentucky	942
27.	Arkansas	947
28.	SMU	953
29.	South Carolina	955
30.	San Diego State	965

INDIVIDUAL RESULTS

2003 (2nd)

8.	Hunter Mahan	73-71-73-76—293
T19.	Zack Robinson	75-77-70-76—298
T31.	Alex Norén	80-72-74-75—301
70.	Chris Clarke	77-80-73-84—314
T71.	Pär Nilsson	74-85-79-77—315

2004

at Hot Springs, Va.

1.	California	1134
2.	UCLA	1140
3.	Arizona	1148
4.	Texas	1149
5.	Georgia Tech	1151
6.	Florida	1152
6.	Washington	1152
8.	Kentucky	1155
9.	Brigham Young	1156
10.	Pepperdine	1160
11.	Georgia	1161
11.	Georgia State	1161
13.	Oklahoma State	1164
14.	Texas A&M	1167
15.	Penn State	1170

(Did Not Make Cut)

16.	Purdue	871
16.	Southern California	871
18.	Clemson	872
19.	New Mexico	876
20.	TCU	877
21.	Auburn	879
21.	Arizona State	879
21.	Oklahoma	879
24.	Kent State	881
25.	Toledo	884
26.	SMU	887
26.	Wichita State	887
28.	Vanderbilt	891
29.	North Carolina	892
30.	Rhode Island	912

INDIVIDUAL RESULTS

2004 (13th)

T17.	Tyler Leon	70-72-70-72—284
T24.	Casey Wittenberg	72-73-73-69—287
43.	Zack Robinson	73-73-71-76—293
76.	Chris Clarke	77-71-81-77—306
81.	Alex Norén	82-82-75-79—318

2005

at Baltimore, Md.

1.	Georgia	1,135
2.	Georgia Tech	1,146
3.	Washington	1,153
4.	Brigham Young	1,154
5.	New Mexico	1,158
6.	Southern California	1,159
7.	Kentucky	1,161
8.	UNLV	1,162
8.	Duke	1,162
10.	Augusta State	1,164
11.	Arizona State	1,170
11.	Tennessee	1,170
13.	Georgia State	1,173
13.	Georgia Southern	1,173
15.	Oklahoma State	1,178

(Did Not Make Cut)

16.	Wake Forest	884
17.	Arizona	885
18.	Florida	888
18.	Stanford	888
20.	Missouri	890
20.	Coastal Carolina	890
22.	SMU	892
23.	San Diego State	893
23.	Purdue	893
25.	Texas	893
26.	Texas A&M	894
26.	Arkansas	894
28.	Alabama	897
29.	Tulsa	899
30.	UCLA	904

INDIVIDUAL RESULTS

2005 (15th)

39.	Alex Norén	70-69-77-75—291
T47.	Pablo Martin	72-74-74-75—295
T54.	Ryan Posey	77-73-74-74—298
T58.	Tyler Leon	76-73-76-74—299
T58.	Zack Robinson	74-74-78-73—299

2006

at Sunriver, Ore.

1.	Oklahoma State	1,143
2.	Florida	1,146
T3.	Minnesota	1,147
T3.	Wake Forest	1,147
5.	Kentucky	1,153
6.	Georgia	1,156
T7.	Clemson	1,157
T7.	UCLA	1,157
T9.	Lamar	1,158
T9.	Washington	1,158
11.	Arizona State	1,159
12.	Duke	1,162
13.	Arizona	1,168
14.	Texas A&M	1,169
15.	Brigham Young*	1,172

(Did Not Make Cut)

16.	Coastal Carolina	874
17.	North Carolina	876
18.	North Carolina State	877
T19.	UNLV	880
T19.	Auburn	880
21.	East Tennessee St.	885
T22.	Pepperdine	886
T22.	South Carolina	886
T22.	Charlotte	886



The Cowboys won the 1995 NCAA title in a playoff over a Tiger Woods-led Stanford squad.



YEAR-BY-YEAR NCAA TOURNAMENT

SINCE 1947 — OSU'S FIRST NCAA TOURNAMENT

25.	Northwestern	889
26.	Georgia Tech	891
27.	Texas Tech	892
28.	Nevada	897
29.	Oklahoma	903
30.	Loyola Marymount	915

* Won Playoff

INDIVIDUAL RESULTS

2006 (1st)

1.	Jonathan Moore	68-70-69-69—276
5.	Pablo Martin	66-72-71-73—282
T45.	Zack Robinson	72-75-74-72—293
T57.	Tyler Leon	75-74-74-73—296
T62.	Trent Leon	76-77-75-69—297

2007

at Williamsburg, Va.

1.	Stanford	1,109
2.	Georgia	1,121
T3.	Lamar	1,125
T3.	Charlotte	1,125
5.	Coastal Carolina	1,128
6.	Alabama	1,129
7.	UCLA	1,130
8.	Georgia Tech	1,131
T9.	Minnesota	1,133
T9.	Florida	1,133
T11.	Texas	1,136
T11.	South Carolina	1,136
T13.	Duke	1,140
T13.	Florida State	1,140
15.	Oklahoma State	1,142

(Did Not Make Cut)

16.	Tennessee	851
17.	Georgia State	852
T18.	East Tennessee State	854
T18.	Southern California	854
T18.	Arizona State	854
T21.	North Carolina	855
T21.	Vanderbilt	855
23.	Michigan State	857
24.	Arizona	858
25.	Tulsa	859
26.	Wake Forest	865
27.	Louisville	868
28.	Texas Tech	869
29.	New Mexico	872
30.	Auburn	873

INDIVIDUAL RESULTS

2007 (15th)

T15.	Trent Leon	72-69-69-69—279
T49.	Pablo Martin	70-72-71-75—288
T53.	Tyler Leon	74-69-72-74—289
T60.	Ryan Posey	72-71-73-75—291
T64.	Jonathan Moore	73-70-76-73—292

2008

at West Lafayette, Ind.

1.	UCLA	1194
2.	Stanford	1195
3.	Southern California	1196
4.	Oklahoma State	1200
5.	Clemson	1201
6.	Kent State	1204
7.	Washington	1208
8.	Charlotte	1210

8.	Georgia	1210
10.	Louisville	1213
11.	Florida	1214
12.	Texas A&M	1216
13.	Alabama	1218
14.	San Diego State	1222
15.	Middle Tennessee State	1225

(Did Not Make Cut)

16.	Auburn	914
17.	Arizona State	916
17.	Illinois	916
19.	Texas	917
20.	UC Irvine	919
21.	Indiana	920
22.	UAB	923
22.	Wake Forest	923
22.	East Tennessee State	923
25.	Penn State	926
26.	Virginia	931
27.	Mississippi	935
27.	Oregon	935
29.	Augusta State	936
30.	St. Mary's (Ca.)	949

INDIVIDUAL RESULTS

2008 (4th)

T4.	Rickie Fowler	74-77-70-73—294
T7.	Trent Whitekiller	77-74-73-72—296
T60.	Kevin Tway	81-70-76-84—311
T64.	Trent Leon	73-76-86-78—313
T69.	Mark Johnson	74-76-82-82—314

2009

at Toledo, Ohio

1.	Oklahoma State	849
2.	Arizona State	862
T3.	Southern California	865
T3.	Arkansas	865
T3.	Washington	865
6.	Michigan	868
T7.	Texas A&M	869
T7.	Georgia	869

(Did Not Advance to Match Play)

9.	TCU	873
T10.	Georgia Tech	874
T10.	UCF	874
12.	Tennessee	875
13.	San Diego	877
14.	Duke	878
15.	Alabama	879
16.	South Carolina	885
17.	Iowa	887
18.	Chattanooga	888
19.	Florida	889
20.	Stanford	891
21.	Illinois	892
22.	Oregon	897
T23.	Texas Tech	900
T23.	UCLA	900
25.	Ohio State	901
26.	Texas	903
T27.	Wake Forest	904
T27.	Virginia	904
29.	Northwestern	908
30.	Arizona	909

INDIVIDUAL RESULTS

2009 (1st)

T3.	Rickie Fowler	72-70-68—210
T7.	Morgan Hoffmann	72-69-71—212
T18.	Peter Uihlein	73-72-70—215
T27.	Kevin Tway	74-71-72—217
T36.	Trent Leon	71-70-78—219

MATCH PLAY

Quarterfinals

Georgia def. Oklahoma St., 3-2
Brian Harman def. Fowler, 1-up
Hoffmann def. Hudson Swafford, 4 and 3
Russell Henley def. Leon, 2 up
Uihlein def. Harris English, 4 and 3
Adam Mitchell def. Tway, 5 and 3

Arkansas def. Washington, 3-2

Texas A&M def. Arizona St., 3-1-1;

Michigan def. Southern California, 3-2.

Semifinals

Arkansas def. Georgia, 3-1-1

Texas A&M def. Michigan, 3-1-1.

Championship

Texas A&M def. Arkansas, 3-2

2010

at Chattanooga, Tenn.

1.	Oklahoma State	850
2.	Florida State	854
3.	Georgia Tech	858
4.	Washington	860
5.	Oregon	861
6.	Augusta State	863
7.	Texas Tech	867
T8.	Stanford	868
T8.	Arizona State	868
T8.	San Diego	868
T11.	Florida	869
T11.	Virginia	869
13.	Texas A&M	871
14.	North Florida	872
15.	Southern California	874
T16.	Oregon State	875
T16.	Clemson	875
T16.	UCLA	875
19.	Illinois	876
20.	Kent State	877
T21.	UNLV	879
T21.	Texas	879
23.	California	880
24.	LSU	883
T25.	Baylor	884
T25.	Tennessee	884
T27.	Duke	889
T27.	TCU	889
29.	Penn State	898
30.	Georgia Southern	905

INDIVIDUAL RESULTS

2010 (1st)

T2.	Peter Uihlein	69-68-71—208
T14.	Kevin Tway	74-71-68—213
T18.	Morgan Hoffmann	70-70-74—214
T34.	Trent Whitekiller	70-76-70—216
T111.	Sean Einhaus	75-75-76—226

MATCH PLAY

Quarterfinals

(1) Okla. State def. (8) Stanford, 4-1
Sean Einhaus def. Joseph Bramlett, 5 and 4
Trent Whitekiller def. Andrew Yun, 1 up
Kevin Tway def. Sihwan Kim, 5 and 4
David Chung def. Peter Uihlein, 1 up
Morgan Hoffmann def. Steve Ziegler, 1 up
(5) Oregon def. (4) Washington, 3-2
(2) Florida State def. (7) Texas Tech, 4-1
(6) Augusta State def. (3) Georgia Tech, 3-2

Semifinals

(1) Okla. State def. (5) Oregon, 3-1-1
Jack Dukeminier def. Sean Einhaus, 4 and 3
Trent Whitekiller def. Isaiah Telles, 5 and 4
Kevin Tway vs. Andrew Vjarro halved
Peter Uihlein def. Daniel Miernicki, 3 and 2
Morgan Hoffmann def. Eugene Wong, 3 and 2
(6) Augusta State def. (2) Florida State, 4-1

Championship

(6) Augusta State def. Okla. State (1), 3-1-1
Sean Einhaus def. Carter Newman, 2 and 1
Trent Whitekiller vs. Taylor Floyd, halved
Mitch Krywulycz def. Kevin Tway, 19 holes
Patrick Reed def. Peter Uihlein, 4 and 2
Henrik Norlander def. Morgan Hoffmann, 5 and 4

2011

at Stillwater, Okla.

1.	UCLA	872
2.	Georgia Tech	875
T3.	Oklahoma State	879
T3.	Illinois	879
5.	Georgia	884
6.	Ohio State	887
7.	Augusta State	888
8.	Duke	889
9.	Texas A&M	890
T10.	Iowa	892
T10.	Michigan	892
T12.	Southern California	895
T12.	Texas	895
14.	Alabama	896
15.	Arkansas	897
T16.	San Diego	898
T16.	San Diego State	898
18.	Arizona State	899
T19.	California	902
T19.	Kent State	902
21.	LSU	905
22.	Northwestern	906
23.	Florida	908
24.	Tennessee	910
25.	Pepperdine	919
26.	Kennesaw State	921
27.	North Carolina State	922
28.	Oklahoma	930
29.	Arizona	933
30.	Colorado State	937

INDIVIDUAL RESULTS

2011 (T3rd)

T3.	Peter Uihlein	73-69-73—215
T38.	Kevin Tway	77-74-72—223
T38.	Morgan Hoffmann	75-73-75—223
T50.	Talor Gooch	72-77-75—224
T66.	Sean Einhaus	72-80-74—226



YEAR-BY-YEAR NCAA TOURNAMENT

SINCE 1947 — OSU'S FIRST NCAA TOURNAMENT

MATCH PLAY

Quarterfinals

Oklahoma State def. Ohio State, 3-1-1
 Peter Uihlein vs. Bo Hoag, halved
 Kevin Tway def. Brad Smith, 2 and 1
 Dan Charen def. Morgan Hoffmann, 1 up
 Sean Einhaus def. Michael Cress, 3 and 2
 Talor Gooch def. Alex Redfield, 4 and 2

Semifinals

Augusta State def. Oklahoma State, 3-2
 Patrick Reed def. Peter Uihlein, 8 and 7
 Henrik Norlander def. Kevin Tway, 3 and 1
 Morgan Hoffmann def. Mitchell Krywulycz, 1 up
 Carter Newman def. Sean Einhaus, 19 holes
 Talor Gooch def. Olle Bengtsson, 7 and 5

Championship

Augusta State def. Georgia, 3-2

2012

at Pacific Palisades, Calif.

1.	Alabama	859
2.	UCLA	861
3.	Texas	869
T4.	California	871
T4.	San Diego State	871
6.	Washington	872
7.	Oregon	873
T8.	Kent State	875
T8.	Florida State	875
10.	Liberty	876
11.	Oklahoma	877
T12.	North Florida	878
T12.	Florida	878
14.	Texas A&M	879
T15.	Auburn	880
T15.	Southern California	880
17.	Georgia	881
18.	Chattanooga	884
T19.	Stanford	885
T19.	UCF	885
21.	Illinois	887
T22.	Iowa	888
T22.	Virginia	888
24.	Virginia Tech	890

25.	Lamar	892
26.	East Carolina	895
27.	TCU	897
28.	Memphis	901
29.	UAB	902
30.	Tulsa	918

MATCH PLAY

Quarterfinals

Alabama def. Kent State, 3-1
 California def. San Diego State, 3-2
 Oregon def. UCLA, 3-2
 Texas def. Washington, 4-0-1

Semifinals

Alabama def. California, 3-2
 Texas def. Oregon, 3-2

Championship

Texas def. Alabama, 3-2

2013

at Alpharetta, Ga.

1.	California	824
2.	Georgia Tech	830
T3.	Alabama	833
T3.	Texas	833
5.	Illinois	835
T6.	New Mexico	842
T6.	Texas A&M	842
T6.	UNLV	842
T6.	Arizona State	842
10.	Arkansas	843
T11.	Oklahoma	845
T11.	Florida State	845
13.	Auburn	846
T14.	Texas Tech	847
T14.	Oklahoma State	847
T16.	Washington	848
T16.	UCF	848
18.	North Florida	849
T19.	TCU	850
T19.	Georgia	850
T19.	Tennessee	850
22.	Coastal Carolina	851
T23.	LSU	854
T23.	Southern California	854

25.	Florida	857
26.	UCLA	858
T27.	South Carolina	868
T27.	Kent State	868
29.	St. Mary's (Ca.)	869
30.	Ball State	872

INDIVIDUAL RESULTS

2013 (T14th)

T8.	Ian Davis	67-70-68—205
T36.	Talor Gooch	67-76-68—211
T60.	Jordan Niebrugge	71-74-68—213
T116.	Kevin Dougherty	74-74-71—219
155.	Patrick Winther	78-75-82—235

MATCH PLAY

Quarterfinals

California (1) def. Arizona State (8), 3-2
 Illinois (5) def. Texas (4), 3-2
 Georgia Tech (2) def. UNLV (7), 3-2
 Alabama (3) def. New Mexico (6), 4-1

Semifinals

Illinois (5) def. California (1), 3-2
 Alabama (3) def. Georgia Tech (2), 3-0-2

Championship

Alabama (3) def. Illinois (5), 4-1

2014

at Hutchinson, Kan.

1.	Stanford	827
T2.	Alabama	836
T2.	LSU	836
4.	Oklahoma State	840
5.	Georgia Tech	841
6.	UCLA	844
T7.	SMU	845
T7.	Illinois	845
9.	South Carolina	846
10.	Houston	848
T11.	California	850
T11.	Georgia	850
13.	Texas	851
14.	Oregon	852
15.	Washington	853
T16.	Vanderbilt	854
T16.	Oklahoma	854
T18.	Arkansas	857
T18.	Kentucky	857
20.	Missouri	859
21.	UAB	862
22.	Georgia State	863
23.	Auburn	866
24.	Florida State	870
25.	Iowa State	871
26.	Kennesaw State	872
27.	Purdue	873
28.	Virginia Tech	876
29.	Texas A&M	881
30.	Southern California	889

INDIVIDUAL RESULTS

2014 (4th)

T35.	Ian Davis	69-74-68—206
T42.	Wyndham Clark	70-68-74—212
T42.	Jordan Niebrugge	72-71-69—212
T49.	Talor Gooch	69-67-77—213
T69.	Zachary Olsen	77-71-71—219

MATCH PLAY

Quarterfinals

Oklahoma State (4) def. Georgia Tech (5), 4-0-1
 Talor Gooch def. Richy Werenski, 2 and 1
 Zachary Olsen def. Bo Andrews, 1-up
 Wyndham Clark def. Anders Albertson, 1-up
 Ian Davis vs. Ollie Schniederjans, halved
 Jordan Niebrugge def. Seth Reeves, 2 and 1
 Stanford (1) def. Illinois, 3-2
 Alabama (2) def. SMU (7), 3-2
 LSU (3) def. UCLA (6), 4-1

Semifinals

Oklahoma State (4) def. Stanford (1), 3-2
 Talor Gooch def. Maverick McNealy, 21 holes
 Cameron Wilson def. Ian Davis, 4 and 2
 Wyndham Clark def. Viraat Badhwar, 1-up
 Zachary Olsen def. David Boote, 3 and 2
 Patrick Rodgers def. Jordan Niebrugge, 2 and 1
 Alabama (2) def. LSU (3), 4-1

Championship

Alabama (2) def. Oklahoma State (4), 4-1
 Bobby Wyatt def. Talor Gooch, 3 and 2
 Robby Shelton def. Zachary Olsen, 1-up
 Wyndham Clark def. Tom Lovelady, 3 and 1
 Trey Mullinax def. Ian Davis, 2 and 1
 Cory Whitsett def. Jordan Niebrugge, 2 and 1

2015


at Bradenton, Fla.

1.	Illinois	1,155
2.	Vanderbilt	1,157
T3.	Georgia	1,158
T3.	Texas	1,158
5.	Southern California	1,161
6.	South Florida	1,168
7.	LSU	1,169
8.	UCLA	1,172
9.	Georgia Tech	1,175
10.	TCU	1,179
11.	Florida State	1,181
12.	Auburn	1,183
13.	South Carolina	1,187
14.	SMU	1,192
15.	San Diego State	1,193
16.	Washington	890
17.	Texas Tech	891
18.	Virginia	893
19.	Oklahoma State	896
19.	UAB	896
21.	Stanford	899
22.	Charlotte	901
23.	Oregon	902
24.	Arizona State	903
25.	Duke	903
26.	UNLV	906
27.	Houston	906
28.	Florida	910
28.	Oklahoma	910
30.	Clemson	915

INDIVIDUAL RESULTS

2015 (T19th)

T19.	Zachary Olsen	71-71-75-72—289
T71.	Jordan Niebrugge	75-75-75—225
T84.	Kristoffer Ventura	76-74-77—227
T113.	Brendon Jelley	76-74-82—235
T145.	Wyndham Clark	82-79-77—238



2014 NCAA Runner-Up



YEAR-BY-YEAR NCAA TOURNAMENT

SINCE 1947 — OSU'S FIRST NCAA TOURNAMENT

MATCH PLAY

Quarterfinals

LSU (7) def. Vanderbilt (2), 3-1-1
Georgia (3) def. USF (6), 4-1-0
Illinois (1) def. UCLA (8), 3-2-0
USC (5) def. Texas (4), 3-0-2

Semifinals

LSU def. Georgia, 3-1-1
USC def. Illinois, 3-1-1

Championship

LSU def. USC, 4-1

2016

at Eugene, Ore.

1. Texas	1,134
2. Illinois	1,135
3. LSU	1,136
T4. Southern California	1,137
T4. Vanderbilt	1,137
6. Oregon	1,139
7. South Carolina	1,142
8. Oklahoma	1,144
9. Arizona State	1,148
T10. Oklahoma State	1,150
T10. California	1,150
12. Arkansas	1,153
13. Kentucky	1,157
14. Louisville	1,158
15. Florida	1,163
T16. TCU	867
T16. Georgia	867
T16. Clemson	867
T19. Houston	868
T19. Florida State	868
T19. Auburn	868
22. Virginia	869
T23. Wake Forest	871
T23. Alabama	871
25. San Diego State	872
26. South Florida	876
27. Baylor	880
28. Stanford	884
29. Purdue	898
30. UAB	902

INDIVIDUAL RESULTS

2016 (T10th)

T17. Jordan Niebrugge	71-76-69-69—285
T26. Stratton Nolen	71-71-72-73—287
T51. Kristoffer Ventura	72-70-73-76—291
T60. Brendon Jelley	71-76-73-73—293
T66. Sam Stevens	72-72-71-79—294

MATCH PLAY

Quarterfinals

Illinois (2) def. South Carolina (7), 4-1
Oregon (6) def. LSU (3), 3-1-1
Texas (1) def. Oklahoma (8), 4-1
USC (4) def. Vanderbilt (5), 4-1

Semifinals

Oregon def. Illinois, 3-2
Texas def. USC, 4-1

Championship

Oregon def. Texas, 3-2

2017

at Sugar Grove, Ill.

1. Vanderbilt	1,139
2. Oklahoma	1,151
3. Illinois	1,154
4. Oklahoma State	1,155
T5. Southern California	1,158
T5. Oregon	1,158
T7. Baylor	1,159
T7. UNLV	1,159
9. LSU	1,161
10. Virginia	1,162
11. Auburn	1,164
12. Texas	1,166
13. Pepperdine	1,180
T14. Florida State	1,181
T14. UCF	1,181
16. Arizona State	872
17. Alabama	873
T18. Iowa State	875
T18. North Carolina	875
20. Stanford	879
21. Kent State	881
T22. Duke	888
T22. Ole Miss	888
T24. Penn State	891
T24. Lipscomb	891
T26. Jacksonville	892
T26. New Mexico	892
28. Purdue	902
29. Kennesaw State	904
30. Clemson	905

INDIVIDUAL RESULTS

2017 (4th)

T8. Viktor Hovland	68-74-68-75—285
T23. Hayden Wood	71-72-70-76—289
T47. Zach Bauchou	79-68-74-74—295
T47. Zachary Olsen	69-76-72-78—295
T65. Kristoffer Ventura	74-73-73-79—299

MATCH PLAY

Quarterfinals

Oklahoma (2) def. Baylor (7), 3-2
Illinois (6) def. USC (3), 3-1-1
Vanderbilt (1) def. UNLV (8), 3-2
Oregon (5) def. Oklahoma State (4), 3-2

Viktor Hovland def. Wyndham Clark, 2 and 1
Edwin Yi def. Kristoffer Ventura, 1-up
Zachary Olsen def. Norman Xiong, 3 and 1
Ryan Gronlund def. Zach Bauchou, 2 and 1
Sulman Raza def. Hayden Wood, 2 and 1

Semifinals

Oklahoma def. Illinois, 3-1-1
Oregon def. Vanderbilt, 3-2

Championship

Oklahoma def. Oregon, 3-1-1

2018

at Stillwater, Okla.

1. Oklahoma State	1,152
2. Duke	1,160
3. Texas Tech	1,161
4. Oklahoma	1,163
5. Auburn	1,167
T6. Alabama	1,168
T6. Texas	1,168
8. Texas A&M	1,169

9. Vanderbilt	1,170
10. Kent State	1,171
11. Illinois	1,176
12. Arkansas	1,179
T13. Arizona State	1,182
T13. Clemson	1,182
15. North Carolina	1,187
T16. Northwestern	884
T16. Stanford	884
18. Florida	886
T19. Iowa State	891
T19. UNLV	891
T21. Kentucky	892
T21. UCLA	892
23. Kansas	894
T24. NC State	897
T24. UCF	897
T24. Brigham Young	897
27. Oregon	899
28. North Florida	902
29. Augusta	904
30. Baylor	910

INDIVIDUAL RESULTS

2018 (1st)

T7. Matthew Wolff	71-73-69-72—285
T11. Viktor Hovland	73-71-68-75—287
T19. Austin Eckroat	71-70-72-76—289
T48. Kristoffer Ventura	72-77-76-72—297
T52. Zach Bauchou	75-71-77-76—299

MATCH PLAY

Quarterfinals

Duke (2) def. Texas (7), 3-2
Alabama (6) def. Texas Tech (3), 3-2
Oklahoma State (1) def. Texas A&M (8), 3-1-1
Viktor Hovland def. C. Phillips, 19 holes
Matthew Wolff def. D. Erickson, 4 and 3
Kristoffer Ventura vs. W. Lee, halved
Austin Eckroat def. B. Smith, 1 up
A. Paysse def. Zach Bauchou, 1 and 1
Auburn (5) def. Oklahoma (4), 3-2

Semifinals

Alabama def. Duke, 5-0
Oklahoma State def. Auburn, 3-2
Viktor Hovland def. J. Rebula, 3 and 2
T. Crowe def. Matthew Wolff, 2 and 1
B. Schlottman def. Kristoffer Ventura, 5 and 4
Austin Eckroat def. B. Mancheno, 3 and 2
Zach Bauchou def. W. Padgett, 4 and 3

Championship

Oklahoma State def. Alabama, 5-0
Viktor Hovland def. L. Hodges, 4 and 3
Matthew Wolff def. D. Riley, 4 and 3
Kristoffer Ventura def. W. Furr, 3 and 2
Austin Eckroat def. D. Shore, 1 up
Zach Bauchou def. J. Hardee, 8 and 7

2019

at Fayetteville, Ark.

1. Oklahoma State	1,136
2. Vanderbilt	1,167
3. Wake Forest	1,172
T4. Texas	1,180
T4. Oklahoma	1,180
6. Stanford	1,189
7. Texas A&M	1,192
T8. SMU	1,196
T8. Clemson	1,196
10. California	1,197
11. Pepperdine	1,199
12. Auburn	1,200
13. Ohio State	1,201
14. Southern California	1,202
15. TCU	1,205
16. Arizona State	901
17. South Carolina	902
18. Georgia Tech	903
19. North Carolina	904
T20. Liberty	906
T20. UNLV	906
T22. North Florida	907
T22. LSU	907
24. Georgia	911
25. Duke	912
26. Georgia Southern	913
T27. Baylor	915
T27. Illinois	915
29. Louisville	932
30. BYU	938

INDIVIDUAL RESULTS

2019 (1st)

1. Matthew Wolff	73-66-70-69—278
T8. Zach Bauchou	73-71-70-75—289
T8. Austin Eckroat	69-69-73-78—289
T15. Viktor Hovland	75-70-76-71—292
T30. Hayden Wood	78-77-73-69—297

MATCH PLAY

Quarterfinals

Vanderbilt (2) def. Texas A&M (7), 3-2
Stanford (6) def. Wake Forest (3), 3-2
Oklahoma State (1) def. SMU (8), 4-1
Viktor Hovland def. B. Phillips, 5 and 4
Matthew Wolff def. N. Goodwin, 2 and 1
Hayden Wood def. O. Osborne, 2 and 1
Austin Eckroat def. J. Markham, 2 and 1
M. Meissner def. Zach Bauchou, 3 and 2
Texas (4) def. Oklahoma (5), 3-2

Semifinals

Stanford def. Vanderbilt, 3-2
Texas def. Oklahoma State, 3-2
Viktor Hovland def. S. Soosman, 2 and 1
C. Hammer def. Matthew Wolff, 4 and 3
P. Coody def. Hayden Wood, 5 and 4
Austin Eckroat def. P. Coody, 3 and 2
S. Chervony def. Z. Bauchou, 19 holes

Championship

Stanford def. Texas, 3-2



SCHOOL-BY-SCHOOL CONSECUTIVE NCAA APPEARANCES

Akron	1	1951-61
Alabama	4	2011-14
Alabama-Birmingham	3	2014-16
American	1	1982
American International	1	1958
Amherst	2	1939-40
Arizona	21	1987-07
Arizona St.	19	1964-82
Arkansas	11	1984-94
Army	1	1986*
Auburn	8	2012-19
Augusta St.	3	2001-03*
Ball St.	2	1982-83*
Baylor	4	2016-19
Beloit	1	1941
Boston College	2	1947-48
Bowling Green	1	1983*
Bradley	1	1952-55
BYU	15	1973-87
Bucknell	1	1957-61
Buffalo	1	1956
California	5	2010-14
UC Irvine	1	2008*
UC Santa Barbara	1	1994-98
Cal St. L.A.	4	1964-67
Canisius	3	1949-51
Centenary	2	1980-81
Central Florida	3	1990-92
Central Michigan	1	1949
Charlotte	3	2006-08
Chattanooga	1	2012*
Chicago	1	1939
Clemson	23	1982-04
Coastal Carolina	3	2005-07
College Of Charleston	1	2001
Colby	1	1958
Colgate	1	1958
Colorado	3	1953-55
Colorado College	2	1963-64
Colorado St.	1	2011*
Connecticut	2	1979-80
Cornell	2	1946-47
Dartmouth	2	1940-41
Davidson	1	1966
Denison	1	1948
Denver	3	1953-55
Detroit	1	1955*
Drake	1	1997
Duke	3	2017-19*
East Carolina	1	2012
East Tennessee St.	8	1994-01
Eastern Michigan	1	1947
Florida	17	1983-99
Florida State	6	2012-17
Fresno St.	5	1983-87
Furman	1	1986*
George Washington	1	1946
Georgetown	3	1939-41
Georgia	12	1998-09
Ga. Southern	3	1975-77
Georgia St.	2	2004-05
Georgia Tech	11	1985-95
Hartford	4	1985-88
Harvard	2	1939-40

Holy Cross	2	1982-83
Houston	36	1952-87
Houston Baptist	2	1987-88
Idaho	2	1959-60
Illinois	12	2008-19
Indiana	4	1974-77
Indiana (PA)	1	1967
Iona	1	1958
Iowa	7	1954-60
Iowa St.	2	2017-18*
Jacksonville	1	2017
Johns Hopkins	1	1949
Kansas	2	1999-00*
Kennesaw State	1	2017*
Kent State	4	2010-13*
Kentucky	4	2003-06
Kenyon	1	1947-50
Knox	1	1946
Lamar	2	2006-07*
Lehigh	1	1946
Liberty	1	2019*
Lipscomb	1	2017
Long Beach St.	1	1982*
La. Lafayette	2	1989-90
LSU	6	1984-89
Louisville	2	2007-08
Loyola Marymount	1	2006
Marshall	1	1976*
Maryland	2	1971-72*
Massachusetts	1	1958-76
Memphis	2	1954-55
Miami (FL)	4	1961-64
Miami (OH)	3	1989-91
Michigan	8	1942-49
Michigan St.	4	1939-42
Middle Tennessee St.	1	2008
Middlebury	1	1958
Minnesota	7	1941-47
Mississippi	2	1984-85
Mississippi St.	1	2008*
Missouri	2	1983-84
Navy	2	1963-64
Nebraska	2	1998-99
Nebraska-Omaha	1	1949
Nevada	2	1989-90
Nevada-Las Vegas	12	1989-00
New Mexico	9	1960-68
New Mexico St.	2	1967-68*
North Carolina	12	1989-00
North Carolina St.	4	1988-91
North Florida	2	2018-19*
North Texas	21	1947-67
Northern Illinois	1	1976
Northern Iowa	1	1949
Northwestern	5	1945-49*
Notre Dame	9	1939-47
Ohio	4	1955-58
Ohio St.	14	1975-88
Ohio Wesleyan	1	1951-56
Oklahoma	16	1981-96
Oklahoma State	65	1947-11
Oral Roberts	6	1978-83
Oregon	5	2014-18
Oregon St.	2	1959-60

Pacific	2	2001-02
Penn	1	1965*
Penn St.	3	1965-67
Pepperdine	2	1996-97
Pittsburgh	1	1958
Portland	1	1959
Princeton	3	1939-41
Providence	2	1966-67
Purdue	19	1949-67
Rensselaer	1	1958
Rhode Island	1	2004*
Rice	3	1989-91
Richmond	1	1999
Rochester (NY)	1	1949
Rollins	2	1958-59
Rutgers	1	1963-84
St. Ambrose	1	1949
St. John's (NY)	1	1988*
St. Lawrence	1	1952
St. Mary's (CA)	1	2013*
San Diego	3	2009-11*
San Diego St.	9	1976-84
San Francisco	1	1966
San Jose St.	10	1976-85
Seattle	2	1964-65*
South Carolina	4	2013-16*
South Florida	2	2015-16
Southeastern La.	1	1998
Southern California	19	1973-91
SMU	5	1954-58
Stanford	22	1950-71
Syracuse	1	1947*
Temple	10	1979-88
Tennessee	3	2009-11*
Texas	19	1979-97
Texas-El Paso	7	1985-91
Texas A&M	11	1977-87
TCU	5	1994-98
Texas Tech	2	2006-07*
Toledo	2	2001-02
Trinity (TX)	2	1953-54
Tulsa	2	1987-88*
UCLA	13	2003-15
Union (NY)	1	1940
Utah	3	1948-50
Valparaiso	1	1950
Vanderbilt	6	2014-19
Virginia	3	2015-17*
VCU	1	2002
Virginia Tech	2	2001-02
Wake Forest	8	1981-88
Washington	8	1999-06
Washington St.	1	1949
Wayne St. (MI)	1	1947
Weber St.	3	1982-84*
West Virginia	1	1947
Western Ill.	2	1955-56
Wichita St.	5	1963-67
Williams	2	1955-56
Wisconsin	3	1951-53
Yale	3	1963-65*

* denotes most recent streak



NCAA TOURNAMENT SUCCESS

NCAA TOURNAMENT TEAM RECORDS

LOW 72

1.	1116	2000 (1st)
2.	1127	1998 (4th)
3.	1136	2019 (3rd)
4.	1140	1994 (5th)
4.	1140	1978 (1st)
6.	1143	2006 (1st)
7.	1144	1992 (3rd)
8.	1146	1984 (2nd)
9.	1151	1982 (2nd)
10.	1152	2018 (1st)

BIGGEST VICTORY MARGINS

1.	+17	1978 over Georgia
2.	+16	1987 over Wake Forest
3.	+7	1991 over North Carolina
3.	+7	1983 over Texas
3.	+7	1976 over Brigham Young
6.	+4	1980 over Brigham Young
7.	+3	2006 over Florida
8.	+1	1963 over Houston
9.	Playoff	1995 over Stanford
9.	Playoff	2000 over Georgia Tech

CLOSEST RUNNER-UP FINISHES

1.	-1	1984 to Houston
2.	-2	2003 to Clemson
2.	-2	1979 to Ohio State
4.	-3	1999 to Georgia
4.	-3	1988 to UCLA
4.	-3	1985 to Houston
7.	-4	1986 to Wake Forest
7.	-4	1960 to Houston
9.	-7	1964 to Houston
10.	-8	1977 to Houston

MOST TOP-10 FINISHERS

1.	3	2019 (Wolff 1st, Eckroat 8th, Bauchou 8th)
1.	3	1987 (Watts 1st, Bradley 4th, Fleming 6th)
2.	2	2009 (Fowler T3rd, Hoffmann T7th)
2.	2	1991 (Hainline 4th, De Serrano 10th)
2.	2	1980 (Alarcon 3rd, Tway 7th)
2.	2	1979 (Tway 5th, Harrison 5th)
2.	2	1977 (Miller 4th, Edwards 5th)
2.	2	1976 (Miller 10th, Gonzalez 10th)
2.	2	1974 (Jones 8th, Bliss 8th)
2.	2	2002 (Mahan 3rd, Nilsson T8th)

BEST FIFTH-MAN FINISHES

(All OSU finishers in parenthesis)

1.	T23rd	1978 (1st, 15th, 15th, 23rd, 23rd)
2.	T30th	2019 (1st, 8th, 8th, 15th, 30th)
3.	T36th	2009 (3rd, 7th, 18th, 27th, 36th)
4.	T45th	1991 (4th, 10th, 22nd, 28th, 45th)
5.	T49th	1982 (2nd, 16th, 32nd, 43rd, 49th)
6.	T50th	1983 (2nd, 20th, 25th, 38th, 50th)
7.	T52nd	2018 (7th, 11th, 19th, 48th, 52nd)
8.	T57th	1999 (5th, 16th, 39th, 47th, 57th)

NCAA TOURNAMENT INDIVIDUAL RECORDS

LOW 18

1.	63	Charles Howell, Jr., 2000
2.	65	Trip Kuehne, So., 1994
3.	66	Matthew Wolff, So., 2019
3.	66	Charles Howell, Jr., 2000
3.	66	Alan Bratton, Jr., 1994
3.	66	Edward Loar, So., 1998
3.	66	Brian Watts, Jr., 1987
8.	67	Charles Howell, 2000
8.	67	Alan Bratton, Jr., 1994
8.	67	Kevin Wentworth, So., 1989
8.	67	Tommy Moore, Sr., 1984
8.	67	Bo Van Pelt, Sr., 1998
8.	67	Rafael Alarcon, So., 1978

LOW 72

1.	265	Charles Howell, Jr., 2000
2.	276	Jonathan Moore, Fr., 2006
2.	276	Alan Bratton, Jr., 1994
4.	278	Matthew Wolff, So., 2019
4.	278	Tommy Moore, Sr., 1984
6.	280	Brian Watts, Jr., 1987
7.	281	David Edwards, Sr., 1978
7.	281	Edward Loar, So., 1998
7.	282	Pablo Martin, So., 2006
7.	282	Jaxon Brigman, Jr., 1992
7.	282	Bo Van Pelt, Sr., 1998
7.	282	Scott Verplank, Sr., 1986
7.	282	Andy Dillard, So., 1982

MOST TOP-FIVE FINISHES


1.	2	Peter Uihlein (2nd, 3rd)
1.	2	Rickie Fowler (4th, 3rd)
1.	2	Scott Verplank (2nd, 1st)
1.	2	Charles Howell (5th, 1st)
1.	2	Bob Tway (5th, 5th)
1.	2	Lindy Miller (4th, 4th)
1.	2	David Edwards (5th, 1st)

MOST TOP-10 FINISHES

1.	3	Scott Verplank (2nd, 6th, 1st)
1.	3	Bob Tway (5th, 7th, 5th)
1.	3	Lindy Miller (4th, 10th, 4th)
4.	2	Matthew Wolff (7th, 1st)
4.	2	Peter Uihlein (2nd, 3rd)
4.	2	Rickie Fowler (4th, 3rd)
4.	2	Charles Howell (5th, 1st)
4.	2	David Edwards (5th, 1st)
4.	2	Tom Jones (8th, 4th)
4.	2	Hunter Mahan (3rd, 8th)

MOST ROUNDS IN 60S

1.	5	Charles Howell (69, 67, 66, 63, 69)
2.	4	Alan Bratton (68, 67, 66, 69)
3.	3	Matthew Wolff Jonathan Moore Scott Verplank Tommy Moore David Edwards Ed Loar



Pablo Martin at the 2006 NCAA Championship in Sunriver, Ore. Mt. Bachelor is pictured in the background.





NCAA CHAMPIONSHIP FINISHES

TOP-10 TEAM FINISHES 1947-PRES. (1947 WAS THE FIRST YEAR OSU HAD A GOLF TEAM)

Team	Top 10	Top 5	Top 3	Champions
Oklahoma State	60	55	33	11
Houston	36	28	24	16
Arizona State	34	19	9	2
Southern California	31	15	9	0
Texas	32	21	13	3
Florida	28	17	12	4
Stanford	28	14	11	4
Georgia	26	12	8	2
Wake Forest	27	17	10	3
North Carolina	21	6	3	0
Brigham Young	19	12	5	1
Georgia Tech	18	12	6	0
UCLA	18	8	4	2
LSU	17	9	6	3
North Texas	16	12	9	4
Ohio State	16	7	2	1
Purdue	16	10	7	1
Oklahoma	16	11	6	2
San Jose State	15	6	2	1
Arizona	13	6	5	1
Clemson	14	9	6	1
New Mexico	11	5	0	0
UNLV	11	5	2	1
Texas A&M	11	5	1	1
Washington	10	4	1	0
Arkansas	9	2	1	0
Florida State	9	3	0	0
Duke	8	5	4	0
SMU	9	3	1	1
Illinois	7	5	4	0
Oregon	7	5	3	1
Alabama	6	5	5	2
Augusta State	6	3	2	2
Miami (Florida)	6	0	0	0
Minnesota	6	2	2	1
Fresno State	5	1	0	0
Michigan	5	4	2	0
Northwestern	5	1	1	0
California	6	3	3	1
Auburn	4	1	1	0
East Tennessee State	4	1	1	0
Kent State	4	1	0	0
Maryland	4	1	0	0
Notre Dame	4	2	1	0
Oral Roberts	4	2	2	0
Texas Tech	4	1	0	0
TCU	4	1	0	0
Cal State L.A.	3	2	1	0
Indiana	3	0	0	0
Iowa	3	0	0	0
Kentucky	3	1	0	0
Lamar	3	1	1	0
Michigan State	3	0	0	0
North Carolina State	3	0	0	0
Pepperdine	3	1	1	1

Team	Top 10	Top 5	Top 3	Champions
San Diego State	3	1	0	0
South Carolina	3	1	0	0
Vanderbilt	4	3	0	0
Baylor	2	1	0	0
Charlotte	2	1	1	0
Colorado	2	0	0	0
Navy	2	0	0	0
Rollins	2	0	0	0
Tennessee	2	0	0	0
UTEP	2	1	1	0
Virginia Tech	2	0	0	0
Coastal Carolina	1	1	0	0
Detroit	1	1	0	0
Houston Baptist	1	1	0	0
Centenary	1	0	0	0
Central Florida	1	0	0	0
Denver	1	0	0	0
Georgia Southern	1	0	0	0
Liberty	1	0	0	0
Long Beach	1	0	0	0
Louisville	1	0	0	0
Memphis State	1	0	0	0
Mississippi	1	1	0	0
San Diego	1	0	0	0
Seattle	1	0	0	0
South Florida	1	1	0	0
SW Louisiana	1	0	0	0
Tulsa	1	0	0	0
Utah	1	0	0	0
Wisconsin	1	0	0	0
Virginia	1	0	0	0



In addition to their 10 national titles, the Cowboys have tallied 17 NCAA runner-up finishes, including 2003 and 2010.





OSU AT CONFERENCE CHAMPIONSHIPS

MISSOURI VALLEY CONFERENCE

(Head Coach — Labron Harris, Sr.)

Year	Champion	Runner-up	OSU	Individual Champion
1947	Oklahoma A&M (900)	Not Available	1st	Dale Pringle, Tulsa
1948	Oklahoma A&M (904)	Tulsa (990)	1st	Dick Turner, Okla. A&M
1949	Oklahoma A&M (833)	Wichita St/Drake (913)	1st	Bo Wining, Okla. A&M
1950	Oklahoma A&M (893)	Detroit (930)	1st	Bo Wining, Okla. A&M
1951	Oklahoma A&M (872)	Detroit (923)	1st	Ben Dickson, Okla. A&M; Bob Togikawa, Bradley
1952	Oklahoma A&M (888)	Houston (919)	1st	Joe Walser, Okla. A&M
1953	Oklahoma A&M (897)	Wichita State (901)	1st	Sam Sadler, Wichita State
1954	Oklahoma A&M (889)	Houston (899)	1st	Ben Dickson, Okla. A&M
1955	Oklahoma A&M (892)	Houston (908)	1st	Bobby Goetz, Okla. A&M
1956	Houston (889)	Oklahoma A&M (896)	2nd	Rex Baxter, Houston
1957	Houston (897)	North Texas (901)	T3rd	Rex Baxter, Houston

BIG EIGHT CONFERENCE

Year	Champion	Runner-up	OSU	Individual Champion
1958	Oklahoma State (878)	Oklahoma (911)	1st	Ab Justice, OSU
1959	Oklahoma State (899)	Missouri (932)	1st	Jim Wright, OSU
1960	Oklahoma State (879)	Kansas (927)	1st	Jim Wright, OSU
1961	Oklahoma State (865)	Colorado (892)	1st	Bob Smith, Oklahoma
1962	Oklahoma State (844)	Oklahoma (868)	1st	Dick Canon, OSU
1963	Oklahoma State (849)	Oklahoma (869)	1st	George Hixon, OSU
1964	Oklahoma State (845)	Oklahoma (869)	1st	George Hixon, OSU
1965	Oklahoma State (900)	Oklahoma (928)	1st	Bob Dickson, OSU
1966	Oklahoma State (854)	Colorado (864)	1st	Hale Irwin, Colorado
1967*	Oklahoma State (592)	Oklahoma (607)	1st	Grier Jones, OSU; Hale Irwin, Colorado
1968	Colorado (857)	Oklahoma State (861)	2nd	Grier Jones, OSU
1969	Oklahoma State (866)	Oklahoma (877)	1st	Skip Graham, Oklahoma
1970	Oklahoma State (886)	Oklahoma (917)	1st	Mike Holder, OSU
1971	Oklahoma State (865)	Missouri (905)	1st	Danny Edwards, OSU
1972	Oklahoma State (864)	Missouri (890)	1st	Danny Edwards, OSU
1973	Oklahoma State (847)	Nebraska (869)	1st	Don Bliss, OSU

(Head Coach — Mike Holder)

1974	Oklahoma State (886)	Oklahoma (894)	1st	Jaime Gonzalez, OSU
1975	Oklahoma State (876)	Oklahoma (902)	1st	Tom Jones, OSU
1976	Oklahoma State (878)	Colorado (923)	1st	Lindy Miller, OSU
1977	Oklahoma State (895)	Oklahoma (916)	1st	Lindy Miller, OSU
1978	Oklahoma State (858)	Nebraska (907)	1st	Lindy Miller, OSU
1979	Oklahoma State (888)	Colorado (915)	1st	Bob Tway, OSU
1980	Oklahoma State (868)	Colo./Kan. (891)	1st	Rafael Alarcon, OSU
1981	Oklahoma State (857)	Colorado (864)	1st	Terry Kahl, Colorado
1982	Oklahoma State (870)	Oklahoma (886)	1st	Willie Wood, OSU
1983	Oklahoma State (888)	Okla./Mo. (901)	1st	Andrew Magee, Oklahoma
1984	Missouri (903)	OSU/Okla. (908)	T2nd	Scott Verplank, OSU
1985	Oklahoma State (869)	Oklahoma (888)	1st	Grant Waite, Oklahoma
1986	Oklahoma State (866)	Oklahoma (872)	1st	Brian Watts, OSU
1987	Oklahoma State (837)	Oklahoma (842)	1st	Michael Bradley, OSU
1988	Oklahoma State (861)	Oklahoma (875)	1st	E.J. Pfister, OSU
1989	Oklahoma State (875)#	Oklahoma (875)	1st	Kevin Wentworth, OSU
1990	Oklahoma State (849)	Oklahoma (880)	1st	Kevin Wentworth, OSU
1991	Oklahoma State (889)	Oklahoma (917)	1st	Matt Gogel, Kansas
1992	Oklahoma (866)	Oklahoma State (868)	2nd	Alan Bratton, OSU
1993	Oklahoma State (888)	Kansas (889)	1st	Bob Kalinowski, Colorado
1994	Oklahoma State (883)	Kansas (888)	1st	Bob Kalinowski, Colorado
1995	Oklahoma State (858)	Kansas (880)	1st	Alan Bratton, OSU; Chris Tidland, OSU; Slade Adams, Kansas
1996	Oklahoma State (895)#	Oklahoma (895)	1st	Kris Cox, OSU

BIG 12 CONFERENCE

Year	Champion	Runner-up	OSU	Individual Champion
1997	Oklahoma State (882)	Texas (892)	1st	Leif Westerberg, OSU
1998	Oklahoma State (898)	Texas (905)	1st	Hunter Haas, Oklahoma
1999	Kansas (857)	Nebraska (859)	4th	David Gossett, Texas
2000	Oklahoma State (851)	Kansas (863)	1st	Charles Howell, OSU
2001	Baylor (894)	OU/Texas (904)	5th	Worth Williams, Baylor
2002	Texas (850)	OSU (851)	2nd	Anders Hultman, OSU
2003	Texas (894)	OSU (898)	2nd	Hunter Mahan, OSU
2004	Texas (865)	OU (870)	3rd	Jason Hartwick, Texas
2005	Oklahoma State (868)	OU (877)	1st	Anthony Kim, Oklahoma

(Head Coach — Mike McGraw)

2006	Oklahoma (858)	Texas (862)	4th	Matthew Rosenfeld, Texas
2007	Oklahoma State (866)	Texas A&M (873)	1st	Pablo Martin, OSU
2008	Oklahoma State (1,141)	Texas (1,161)	1st	Rickie Fowler, OSU
2009	Oklahoma State (1,149)	Colorado (1,163)	1st	Morgan Hoffmann, OSU
2010	Oklahoma State (1,133)	Texas A&M (1,146)	1st	Chris Ward, Texas Tech
2011	Oklahoma State (1,139)	Texas A&M (1,152)	1st	Morgan Hoffmann, OSU
2012	Texas A&M (1,165)	Texas (1,168)	6th	Joakim Mikkelsen, Baylor
2013	Texas (859)	Oklahoma State (863)	2nd	Brandon Stone, Texas

(Head Coach — Alan Bratton)

2014	Texas (1,158)	Texas Tech (1,161)	3rd	Julien Brun, TCU
2015	Texas (1,130)	Texas Tech (1,154)	5th	Scottie Scheffler, Texas
2016	Texas (1,138)	Oklahoma State (1,164)	2nd	Stratton Nolen, OSU
2017	Texas (1,168)	Oklahoma State (1,169)	2nd	Chase Hanna, Kansas
2018	Oklahoma (1,139)	OSU/Texas (1,147)	2nd	Four Players
2019	Oklahoma State (827)	TCU (838)	1st	Hayden Springer, TCU

* — Final 18 holes rained out.; # — Won in sudden death playoff.



Chris Tidland



INDIVIDUAL BIG EIGHT TOURNAMENT FINISHES

(TEAM FINISH IN PARENTHESES)

1958 (1st)

1.	Ab Justice	71-71-71—213
2.	Art Hall	72-72-75—219
T5.	Kent Hurlburt	73-75-75—223
T5.	Jack Ellis	70-76-77—223
T18.	Louis Rada	82-77-76—235

1959 (1st)

1.	Jimmy Wright	73-73-73—219
T2.	Jack Ellis	71-73-76—220
6.	George Cram	74-76-76—226
8.	Kent Hurlburt	73-76-79—228
T12.	Terry Wilcox	80-76-78—234

1960 (1st)

1.	Jimmy Wright	70-72-70—212
2.	Labron Harris, Jr.	73-73-70—216
4.	Dickie Canon	75-70-78—223
6.	Jim Harris	80-73-75—228
T15.	John Gandy	77-78-79—234

1961 (1st)

T2.	Terry Wilcox	68-73-74—215
T2.	Jimmy Wright	70-71-74—215
T5.	Cotton Dunn	71-69-77—217
T7.	Labron Harris, Jr.	73-71-74—218
T12.	Dickie Canon	71-76-77—224

1962 (1st)

1.	Dickie Canon	65-68-67—200
2.	Terry Wilcox	65-71-71—207
T7.	Labron Harris, Jr.	74-73-69—216
13.	Greg Lambert	71-75-75—221
22.	Dave Browning	77-74-75—226

1963 (1st)

1.	George Hixon	69-73-67—209
3.	Don Lackey	70-72-70—212
T4.	Jim Jamieson	68-71-75—214
9.	Dave Eichelberger	74-69-74—217
16.	Duke Evans	76-71-74—221

1964 (1st)

1.	George Hixon	66-74-67—207
3.	Dave Eichelberger	71-72-69—212
4.	Jim Hardy	71-73-69—213
T5.	Bob Dickson	72-71-72—215
T8.	Hugh Edgmon	72-76-70—218

1965 (1st)

1.	Bob Dickson	71-75-72—218
2.	Don Lackey	75-74-73—222
T3.	Jim Hardy	74-78-73—225
T16.	Dv. Eichelberger	78-78-81—237
T20.	Roger Brown	82-78-79—239

1966 (1st)

2.	Jim Hardy	69-73-69—211
T4.	Bob Dickson	73-70-72—215
T4.	Roger Brown	70-73-72—215
T4.	Hugh Edgmon	77-68-70—215
T18.	Don Lackey	75-77-72—224

1967 (1st)

T1.	Grier Jones	74-72—146
T3.	Roy Bays	75-72—147
4.	Mike DiCello	71-77—148
T5.	Roger Brown	77-74—151
T19.	Bill Sisolak	77-81—158

1968 (1st)

1.	Grier Jones	72-67-71—210
5.	Mike DiCello	72-70-75—217
T6.	Mike Holder	72-73-73—218
T9.	Jim Deaton	73-73-74—220
17.	Jim Young	74-78-71—223

1969 (1st)

2.	Jim Andrews	73-71-71—215
T3.	Mike Holder	67-71-78—216
T3.	Mark Hayes	69-70-77—216
T13.	Doug Tewell	69-75-79—223
T15.	Jim Shade	74-73-77—224

1970 (1st)

1.	Mike Holder	73-70-76—219
T3.	Mark Hayes	75-71-76—222
T3.	Jim Deaton	75-74-73—222
6.	Doug Tewell	75-73-76—224
T7.	Jim Shade	76-73-78—227

1971 (1st)

1.	Danny Edwards	72-72-72—216
2.	Mark Hayes	72-75-70—217
3.	Ted Goin	74-71-74—219
4.	Doug Tewell	68-77-75—220
8.	Jim Shade	79-73-72—224

1972 (1st)

1.	Danny Edwards	71-72-68—211
T3.	Ted Goin	74-72-70—216
5.	Jim Brownfield	72-71-74—217
T9.	Chris Cole	73-78-72—223
T12.	Don Bliss	73-76-76—225

1973 (1st)

1.	Don Bliss	72-68-69—209*
2.	Henry DeLozier	67-73-69—209
T5.	Chris Cole	73-71-71—215
8.	Danny Edwards	71-75-72—218
T9.	Ted Goin	77-73-70—220

* — won playoff.

1974 (1st)

1.	Jamie Gonzalez	76-68-75—219
T2.	Tom Jones	73-73-76—220
5.	Mike Clayton	75-74-73—222
12.	Don Bliss	75-75-79—229
23.	Steve Thompson	80-76-75—231

1975 (1st)

1.	Tom Jones	72-74-71—217
2.	Jaime Gonzalez	75-70-74—219
T5.	Kirk Goss	74-75-74—223
T5.	Mike Clayton	79-74-70—223
7.	Lindy Miller	73-75-78—226

1976 (1st)

1.	Lindy Miller	70-74-73—217
2.	Tom Jones	73-71-76—220
3.	David Edwards	73-71-77—221
4.	Jaime Gonzalez	70-77-75—222
7.	Britt Harrison	75-75-78—228

1977 (1st)

1.	Lindy Miller	71-75-74—220
2.	Tom Jones	77-72-75—224
3.	Britt Harrison	77-74-75—226
6.	David Edwards	76-74-79—229
9.	Jaime Gonzalez	82-74-76—232

1978 (1st)

1.	Lindy Miller	72-66-74—212
2.	Britt Harrison	70-67-77—214
4.	David Edwards	78-66-75—219
5.	Rafael Alarcon	73-71-77—221
6.	Bob Tway	77-76-70—223

1979 (1st)

1.	Bob Tway	70-72-73—215
T5.	Jeff Walser	79-74-72—225
T8.	Rafael Alarcon	71-80-76—227
10.	Britt Harrison	74-75-80—229
T12.	Eric Evans	79-78-84—231

1980 (1st)

1.	Rafael Alarcon	69-73-71—213
2.	Bob Tway	70-69-75—214
4.	Willie Wood	77-76-74—217
T13.	Eric Evans	76-74-76—226
T18.	Jeff Walser	75-75-78—228

1981 (1st)

T2.	Bob Tway	72-70-71—213
T2.	Eric Evans	73-72-68—213
T5.	Willie Wood	73-69-72—214
10.	Tommy Moore	72-74-75—221
11.	Andy Dillard	69-77-76—222

1982 (1st)

1.	Willie Wood	69-71-71—211*
2.	Tracy Phillips	67-72-72—211
T11.	Tommy Moore	75-77-74—226
T15.	Andy Dillard	77-75-75—227
T20.	Philip Walton	72-78-80—230

* — won playoff.

1983 (1st)

3.	Tommy Moore	71-74-75—220
5.	Scott Verplank	76-75-72—223
T7.	Willie Wood	73-77-75—225
9.	Philip Walton	78-74-74—226
T13.	Andy Dillard	77-72-81—230

1984 (T2nd)

1.	Scott Verplank	70-73-77—220
T2.	Tommy Moore	75-73-74—222
T11.	Jeff Maggert	77-76-79—232
T18.	Kevin Whipple	78-80-76—234
25.	Andy Dillard	81-81-79—241

1985 (1st)

2.	Scott Verplank	76-70-67—213
3.	Michael Bradley	73-74-70—217
4.	Brian Watts	72-71-76—219
T9.	E.J. Pfister	76-74-73—223
T21.	Kevin Whipple	75-80-74—229

1986 (1st)

1.	Brian Watts	70-72-69—211
3.	E.J. Pfister	76-73-66—215
T5.	Michael Bradley	74-73-72—219
T7.	Scott Verplank	77-70-74—221
T15.	John O'Neill	80-76-75—231

1987 (1st)

1.	Michael Bradley	69-67-70—206
2.	E.J. Pfister	70-69-68—207
T3.	Brian Watts	70-70-69—209
8.	Brian Montgomery	74-71-70—215
T9.	Tim Fleming	75-72-70—217

1988 (1st)

1.	E.J. Pfister	76-70-67—213
T3.	Carl Suneson	70-77-70—217
T4.	Brian Watts	70-71-77—218
T7.	Michael Bradley	69-75-75—219
T11.	Kevin Wentworth	76-71-78—225

1989 (1st)

1.	Kevin Wentworth	67-67-76—210
T5.	Carl Suneson	75-73-73—221
T9.	David White	76-75-73—224
10.	Bob May	74-71-80—225
T11.	Harry Rudolph	78-77-75—230

1990 (1st)

1.	Kevin Wentworth	70-65-76—211
2.	David White	70-70-72—212
4.	Scott De Serrano	71-73-72—216
T5.	Craig Hainline	78-64-76—218
7.	Bob May	73-73-73—219

1991 (1st)

2.	Craig Hainline	76-74-70—220
3.	Bob May	79-69-73—221
5.	Jaxon Brigman	74-78-71—223
T8.	Kevin Wentworth	75-77-78—230
T8.	Scott De Serrano	76-78-76—230

1992 (2nd)

1.	Alan Bratton	68-71-71—210
6.	Chris Tidland	74-77-68—219
T7.	Jaxon Brigman	71-76-73—220
10.	Bill Hoefle	72-77-72—221
T13.	Craig Hainline	74-75-76—225

1993 (1st)

2.	Chris Tidland	77-67-72—216
T4.	Alan Bratton	67-73-79—219
T8.	Kris Cox	75-74-76—225
T16.	Craig Hainline	76-76-78—230
26.	Brandon Knight	75-77-83—235

1994 (1st)

2.	Alan Bratton	71-75-72—218
T4.	Chris Tidland	72-77-71—220
T4.	Trip Kuehne	73-75-72—220
T14.	Leif Westerberg	78-77-75—230
T17.	Kris Cox	73-82-76—231

1995 (1st)

T1.	Alan Bratton	70-66-75—211
T1.	Chris Tidland	69-73-69—211
T6.	Kris Cox	71-70-77—218
8.	Trip Kuehne	71-73-75—219
T26.	Leif Westerberg	78-72-82—232

1996 (1st)

1.	Kris Cox	75-71-71—217
3.	Brian Guetz	73-77-71—221
T13.	Trip Kuehne	81-76-73—230
T18.	Leif Westerberg	79-80-73—232
34.	Greg Robertson	88-75-77—240



INDIVIDUAL BIG 12 CHAMPIONSHIP FINISHES

(TEAM FINISH IN PARENTHESES)

1997 (1st)

1.	Leif Westerberg	67-68-76—211
12.	Edward Loar	72-76-75—223
13.	Brian Guetz	78-75-72—225
T16.	Landry Mahan	75-75-78—228
T33.	Bo Van Pelt	76-83-75—234

1998 (1st)

3.	Charles Howell	74-76-70—220
T4.	Bo Van Pelt	81-71-73—225
T6.	Edward Loar	77-75-74—226
T8.	Boyd Summerhays	80-73-74—227
T56.	Landry Mahan	87-85-84—256

1999 (4th)

T7.	Anders Hultman	73-69-73—215
T14.	Charles Howell	74-72-72—218
T14.	Edward Loar	70-76-72—218
T29.	Nick Seymour	76-70-78—224
T32.	Landry Mahan	74-78-73—225

2000 (1st)

1.	Charles Howell	66-66-68—200
2.	Edward Loar	72-68-70—210
T15.	Anders Hultman	76-67-76—219
T30.	Landry Mahan	73-75-78—226
T46.	J.C. DeLeon	77-71-84—232

2001 (5th)

T2.	Pär Nilsson	75-74-74—223
T10.	J.C. DeLeon	77-79-72—228
T23.	Boyd Summerhays	86-76-71—233
T33.	Anders Hultman	81-80-75—236
T35.	Peter Davidson	78-83-76—237

2002 (2nd)

1.	Anders Hultman	70-68-65—203
T4.	Hunter Mahan	69-74-67—210
T15.	Alex Norén	75-71-72—218
T18.	Pär Nilsson	73-74-73—220
T53.	Dayton Rose	79-78-77—234

2003 (2nd)

1.	Hunter Mahan	73-67-68—208
T14.	Pär Nilsson	76-72-81—229
T23.	Chris Clarke	74-81-78—233
T27.	Zack Robinson	83-74-78—235
T41.	Dayton Rose	80-82-77—239

2004 (3rd)

T3.	Alex Norén	71-68-75—214
8.	Casey Wittenberg	73-73-71—217
T16.	Tyler Leon	71-76-75—222
T20.	Chris Clarke	70-71-75—224
T36.	Zack Robinson	77-73-77—237

2005 (1st)

2.	Alex Norén	70-72-72—214
3.	Zack Robinson	74-73-68—215
T8.	Tyler Leon	68-75-77—220
T11.	Pablo Martin	73-77-71—221
T25.	Ryan Posey	77-76-76—229

2006 (4th)

3.	Pablo Martin	75-68-70—213
T14.	Jonathan Moore	74-73-72—219
23.	Trent Leon	74-72-75—221
T34.	Chris Clarke	76-75-75—226
T42.	Tyler Leon	79-77-72—228

2007 (1st)

1.	Pablo Martin	70-73-68—211
2.	Ryan Posey	73-73-68—214
T9.	Tyler Leon	72-72-77—221
T17.	Trent Leon	77-74-74—225
T30.	Jonathan Moore	75-71-83—229

2008 (1st)

1.	Rickie Fowler	72-68-71-68—279
2.	Kevin Tway	72-68-70-73—283
T7.	Mark Johnson	69-74-73-74—290
T13.	Trent Whitekiller	72-72-71-79—294
T18.	Trent Leon	73-76-71-76—296

2009 (1st)

1.	Morgan Hoffmann	71-71-68-66—276
5.	Rickie Fowler	74-71-72-69—286
9.	Peter Uihlein	72-71-75-75—293
T12.	Trent Leon	78-75-72-71—296
T47.	Trent Whitekiller	76-81-75-76—308

2010 (1st)

2.	Peter Uihlein	67-72-72-70—281
5.	Sean Einhaus	73-68-73-69—283
T7.	Kevin Tway	75-73-69-71—288
T7.	Morgan Hoffman	70-71-74-73—288
T22.	Trent Whitekiller	71-79-72-72—294

2011 (1st)

1.	Morgan Hoffmann	70-69-68-73—280
2.	Kevin Tway	66-73-71-75—285
T4.	Peter Uihlein	74-75-69-70—288
T16.	Talor Gooch	73-75-67-78—293
T26.	Sean Einhaus	79-76-66-76—297

2012 (6th)

T14.	Ian Davis	78-77-70-72—297
T22.	Sean Einhaus	76-75-80-71—302
T22.	Tanner Kesterson	78-77-69-78—302
T24.	Talor Gooch	78-73-75-77—303
T40.	Patrick Winther	81-80-73-77—311

2013 (2nd)

2.	Talor Gooch	70-69-74—213
T5.	Ian Davis	71-74-71—216
T19.	Kevin Dougherty	74-76-73—223
T19.	Patrick Winther	70-74-79—223
T23.	Jordan Niebrugge	81-75-68—224

2014 (3rd)

T3.	Talor Gooch	74-76-71-67—288
T9.	Jordan Niebrugge	74-78-73-68—293
T9.	Zachary Olsen	73-73-75-72—293
T19.	Ian Davis	74-72-77-73—296
T25.	Wyndham Clark	75-80-74-70—299

2015 (5th)

T5.	Jordan Niebrugge	76-73-70-69—288
T16.	Zachary Olsen	75-71-73-74—293
T24.	Brendon Jelley	77-73-76-72—298
T32.	Kristoffer Ventura	82-76-73-71—302
35.	Tanner Kesterson	73-79-76-76—304

2016 (2nd)

1.	Stratton Nolen	71-73-68-70—282
T12.	Kristoffer Ventura	72-75-71-75—293
15.	Jordan Niebrugge	74-74-70-76—294
T19.	Brendon Jelley	76-78-71-72—297
T29.	Wyndham Clark	75-78-73-75—301

2017 (2nd)

4.	Zach Bauchou	75-71-70-75—291
T6.	Viktor Hovland	73-73-76-72—294
T16.	Zachary Olsen	76-76-69-77—298
T16.	Kristoffer Ventura	84-69-67-78—298
T28.	Hayden Wood	78-73-76-75—302

2018 (2nd)

T1.	Kristoffer Ventura	71-72-71-69—283
T5.	Matthew Wolff	76-69-70-70—285
T7.	Viktor Hovland	73-66-73-74—286
T28.	Zach Bauchou	75-73-70-76—294
T36.	Sam Stevens	76-72-73-76—297

2019 (1st)

2.	Viktor Hovland	68-64-71—203
7.	Matthew Wolff	70-67-71—208
T14.	Austin Eckroat	69-69-73—211
T14.	Zach Bauchou	73-68-70—211
T31.	Hayden Wood	71-77-69—217



Morgan Hoffmann won the Big 12 individual title in two of his three seasons in Stillwater.

#GOLFSCHOOL



CONFERENCE TOURNAMENT TEAM RECORDS

BIG EIGHT TOURNAMENT TEAM RECORDS

LOW 54

1.	837	1987
2.	844	1962
3.	845	1964
4.	847	1973
5.	849	1990
5.	849	1963
7.	854	1966
8.	857	1981
9.	858	1995
9.	858	1978

BIG EIGHT TOURNAMENT INDIVIDUAL RECORDS

LOW 18

1.	64	Craig Hainline, Fr., 1990
2.	65	Kevin Wentworth, Jr., 1990
2.	65	Dickie Canon, Sr., 1962
2.	65	Terry Wilcox, Sr., 1962
5.	66	Alan Bratton, Sr., 1995
5.	66	E.J. Pfister, So., 1986
5.	66	David Edwards, Sr., 1978
5.	66	Lindy Miller, Sr., 1978
5.	66	George Hixon, Sr., 1964
10.	67	15 times

LOW 54

1.	200	Dickie Canon, Sr., 1962
2.	206	Michael Bradley, Jr., 1987
3.	207	E.J. Pfister, Jr., 1987
3.	207	George Hixon, Sr., 1964
3.	207	Terry Wilcox, Sr., 1962
6.	209	Brian Watts, Jr., 1987
6.	209	Henry Delozier, Sr., 1973
6.	209	Don Bliss, Jr., 1973
6.	209	George Hixon, Jr., 1963
10.	210	Alan Bratton, Fr., 1992
10.	210	Kevin Wentworth, So., 1989
10.	210	Grier Jones, Sr., 1968

MOST VICTORIES

1.	3	Lindy Miller (1976, 77, 78)
2.	2	Alan Bratton (1992, 95)
2.	2	Kevin Wentworth (1989, 90)
2.	2	Danny Edwards (1971, 72)
2.	2	George Hixon (1963, 64)
2.	2	Jim Wright (1959, 60)
7.	1	18 players

MOST ROUNDS IN 60S

1.	4	Chris Tidland
1.	4	E.J. Pfister
1.	4	George Hixon
4.	3	Alan Bratton
4.	3	Kevin Wentworth
4.	3	Michael Bradley
4.	3	Jim Hardy
4.	3	Dickie Canon
9.	2	seven players

BIGGEST VICTORY MARGINS

1.	+49	1978 over Nebraska
2.	+48	1960 over Kansas
3.	+40	1971 over Missouri
4.	+35	1976 over Colorado
5.	+33	1959 over Missouri
5.	+33	1958 over Oklahoma
7.	+31	1990 over Oklahoma
7.	+31	1970 over Oklahoma
9.	+28	1991 over Oklahoma
9.	+28	1965 over Oklahoma

CLOSEST RUNNER-UP FINISHES

1.	-2	1992 to Oklahoma
2.	-4	1968 to Colorado
3.	-5	1984 to Missouri

MOST TOP EIGHT FINISHERS

(All-Big Eight Selections)

1.	5 in	1964, 1971, 1975, 1976, 1978, 1990, 1991.
8.	4 in	1958, 1959, 1960, 1961, 1966, 1967, 1970, 1973, 1977, 1986, 1987, 1988, 1995.

BEST FIFTH-MAN FINISHES

(All OSU finishers in parenthesis)

1.	6th	1978 (1st, 2nd, 4th, 5th, 6th)
2.	7th	1990 (1st, 2nd, 4th, T5th, 7th)
2.	7th	1976 (1st, 2nd, 3rd, 4th, 7th)
2.	7th	1975 (1st, 2nd, T5th, T5th, 7th)
5.	8th	1991 (2nd, 3rd, 5th, T8th, T8th)
5.	8th	1971 (1st, 2nd, 3rd, 4th, 8th)
5.	8th	1964 (1st, 3rd, 4th, T5th, T8th)



Big 12 Player of the Year Rickie Fowler and teammate Kevin Tway qualified for the 2008 U.S. Open at Torrey Pines Golf Course in San Diego.

#GOLFSCHOOL

BIG 12 CHAMPIONSHIP

TEAM RECORDS

Largest Margin of Victory
20 Oklahoma State, 2008

Lowest Score, One Round
268 Oklahoma State, 2019 (2nd)

Lowest Score, Second Round
268 Oklahoma State, 2019

Lowest Score, Third Round
277 Oklahoma State, 2002

INDIVIDUAL RECORDS

Lowest Winning Score (72 holes)
276 Morgan Hoffmann, 2009 (71-71-68-66)

Lowest Winning Score (54 holes)
200 Charles Howell, 2000 (66-66-68)

Largest Margin of Victory
13 Hunter Mahan, 2003

Lowest Score, After Two Rounds
132 Charles Howell, 2000 (66-66)
132 Viktor Hovland, 2019 (68-64)

Lowest Second Round Score
64 Viktor Hovland, 2019

ANNUAL HONORS

Big 12 Player of the Year
1997 Leif Westerberg
2000 Charles Howell
2001 Anders Hultman
2002 Hunter Mahan
2003 Hunter Mahan
2006 Pablo Martin
2007 Pablo Martin
2008 Rickie Fowler
2009 Morgan Hoffmann
2011 Peter Uihlein
2014 Wyndham Clark
2019 Viktor Hovland

Big 12 Newcomer of the Year
1998 Charles Howell
2005 Pablo Martin
2006 Jonathan Moore
2008 Rickie Fowler
2009 Morgan Hoffmann

Big 12 Coach of the Year
Mike Holder (1998, 2000, 2005)
Mike McGraw (2007, 2008, 2009, 2010, 2011)
Alan Bratton (2019)

Coaches' Student-Athlete of the Year
1997 Leif Westerberg
2000 Charles Howell

Big 12 Scholar-Athlete of the Year
2016 Jordan Niebrugge



OSU IN NCAA REGIONAL PLAY

Year	Champion	OSU	Individual Champion
1989	Oklahoma State (880)	1st (880)	Kevin Wentworth, OSU (214)
1990	Oklahoma State (878)	1st (878)	Kevin Wentworth, OSU (214)
1991	Arkansas (859)	2nd (863)	Ron Wuensche, Wisconsin (211)
1992	Texas (856)	3rd (878)	Justin Leonard, Texas (207)
1993	Kent State (870)	3rd (885)	Heath Fell, Michigan State (214)
1994	Texas (851)	3rd (855)	Dean Larsson, Houston (207)
1995	Oklahoma (854)	2nd (859)	Alan Bratton, OSU (211)
1996	Texas A&M (871)	6th (878)	Rob Kerr, Minnesota (211)
1997	Oklahoma State (843)	1st (843)	Bo Van Pelt, OSU (209) Miguel del Angel, Texas A&M (209)
1998	Houston (845)	T7th (864)	Matt Seppanen, Northwestern (205)
1999	Minnesota (865)	4th (883)	James McLean, Minnesota (212)
2000	Texas (847)	3rd (850)	Jon Mills, Kent State (202)
2001	OU, Kent State, Purdue (883)	6th (887)	John Klauk, Texas (212)
2002	OSU, Purdue (865)	1st (865)	Lee Williamson, Purdue (209)
2003	Oklahoma State (856)	1st (856)	Brett Callas, Houston (207)
2004	Kentucky (882)	2nd (893)	John Holmes, Kentucky (214)
2005	Augusta State (849)	2nd (858)	Kalle Edberg, Augusta State (205)
2006	Oklahoma State (845)	1st (845)	Jonathan Moore, OSU (205)
2007	Tulsa (895)	6th (906)	Dawie Van Der Walt, Lamar (215) Dan Woltman, Wisconsin (215)
2008	Wake Forest (879)	2nd (889)	Kevin Tway, OSU (214)
2009	Oklahoma State (881)	1st (881)	Kevin Tway, OSU (216)
2010	Oklahoma State (841)	1st (841)	Peter Uihlein, OSU (206)
2011	Oklahoma State (833)	1st (833)	Kevin Tway, OSU (206)
2012	Southern California (841)	8th (863)	Albin Choi, NC State (203)
2013	Illinois (863)	4th (882)	Mario Clemens, SMU (213)
2014	Oklahoma State (831)	1st (831)	Emilio Cuantero, Missouri (205)
2015	South Florida (826)	3rd (842)	Jordan Niebrugge, OSU (203)
2016	Oklahoma State (871)	1st (871)	Kristoffer Ventura, OSU (216)
2017	Oklahoma State (839)	1st (839)	Nick Voke, Iowa State (199)
2018	Oklahoma State (844)	1st (844)	Kyle Mueller, Michigan (208)
2019	Oklahoma State (838)	1st (838)	Trip Kinney, Iowa State (206)

Note: From 1989-2008, OSU participated in the NCAA Central Regional.



Kevin Tway became the first-ever player to win three regional titles with his victory in 2011.



INDIVIDUAL REGIONAL FINISHES

1989 (1st)

Stonebridge Ranch, McKinney, Tx

1.	Kevin Wentworth	74-68-72—214
T11.	David White	79-72-71—222
T14.	Harry Rudolph	80-71-72—223
T20.	Bob May	77-73-74—224
T25.	Carl Suneson	79-74-72—225

1990 (1st)

Scarlet Course, Columbus, OH

1.	Kevin Wentworth	73-72-69—214
T7.	Craig Hainline	70-76-74—220
T21.	Scott De Serrano	73-74-77—224
T21.	Bob May	76-76-72—224
T36.	David White	73-75-79—227

1991 (2nd)

Hillcrest C.C., Bartlesville, OK

T2.	Kevin Wentworth	69-70-73—212
T6.	Scott De Serrano	71-72-70—213
T15.	Bob May	70-73-75—218
T35.	Craig Hainline	76-74-72—222
T56.	Jaxon Brigman	74-76-75—225

1992 (3rd)

Stonebridge C.C., McKinney, TX

T11.	Chris Tidland	75-74-69—218
T11.	Jaxon Brigman	75-70-73—218
T31.	Alan Bratton	74-71-78—223
T34.	Craig Hainline	75-72-77—224
T42.	Bill Hoefle	79-72-75—226

1993 (3rd)

Scarlet Course, Columbus, OH

T18.	Chris Tidland	73-75-73—221
T23.	Kris Cox	75-70-78—223
T23.	Bill Hoefle	74-75-74—223
T37.	Alan Bratton	72-79-74—225
T43.	Brandon Knight	76-72-78—226

1994 (3rd)

OKC G. & C.C., Oklahoma City, OK

5.	Alan Bratton	69-70-72—211
T21.	Leif Westerberg	70-69-76—215
T28.	Kris Cox	75-70-72—217
T45.	Trip Kuehne	77-70-72—219
T45.	Chris Tidland	73-73-73—219

1995 (2nd)

Bentwater, Conroe, TX

1.	Alan Bratton	69-74-68—211
T6.	Leif Westerberg	74-73-67—214
T24.	Kris Cox	73-70-76—219
T36.	Chris Tidland	71-74-77—222
T36.	Trip Kuehne	76-76-70—222

1996 (6th)

Univ. Michigan, Ann Arbor

T6.	Brian Guetz	71-75-70—216
T6.	Bo Van Pelt	70-72-74—216
T19.	Trip Kuehne	71-76-72—219
T85.	Kris Cox	74-73-82—229
T103.	T.J. Nance	77-76-80—233

1997 (1st)

Jimmie Austin C.C., Norman, OK

T1.	Bo Van Pelt	73-68-68—209
T3.	Leif Westerberg	68-69-73—210
T6.	Brian Guetz	74-72-65—211
T11.	Edward Loar	75-70-69—214
T41.	Landry Mahan	75-71-74—220

1998 (T7th)

Oak Hills C.C., San Antonio, TX

T19.	Edward Loar	69-73-72—214
T25.	Charles Howell	79-69-68—216
T34.	Bo Van Pelt	70-73-75—218
T58.	Boyd Summerhays	75-72-74—221
T66.	Landry Mahan	78-72-72—222

1999 (4th)

Scarlet Course, Columbus, OH

T10.	Charles Howell	73-76-68—217
T27.	Edward Loar	78-70-73—221
T27.	Landry Mahan	73-74-74—221
T48.	Anders Hultman	75-78-73—226
T107.	Peter Davidson	76-81-83—240

2000 (3rd)

Victoria C.C., Victoria, TX

9.	Anders Hultman	72-68-70—210
T10.	Charles Howell	71-69-71—211
T21.	Landry Mahan	71-71-72—214
T40.	Edward Loar	74-73-70—217
T89.	J.C. DeLeon	78-71-75—224

2001 (6th)

Karsten Creek Golf Club, Stillwater, OK

T13.	Par Nilsson	73-72-73—218
T16.	Matt McQuillan	70-78-71—219
T40.	Anders Hultman	74-77-72—223
T65.	Boyd Summerhays	75-74-78—227
T120.	J.C. DeLeon	80-78-78—236

2002 (T1st)

Pleasant Valley C.C., Little Rock, AR

T7.	Hunter Mahan	73-69-72—214
T12.	Alex Norén	74-70-72—216
T22.	Par Nilsson	70-72-77—219
T33.	Anders Hultman	70-75-76—221
T37.	J. C. DeLeon	75-70-77—222

2003 (1st)

Colbert Hills, G.C., Manhattan, KS

T5.	Hunter Mahan	71-71-68—210
T20.	Zack Robinson	68-73-74—215
T20.	Par Nilsson	74-71-70—215
T33.	Alex Norén	73-74-70—217
T77.	Chris Clarke	73-76-74—223

2004 (2nd)

Kampen Course, West Lafayette, Ind.

T8.	Tyler Leon	73-73-75—221
T8.	Casey Wittenberg	69-74-78—221
T21.	Alex Norén	70-77-77—224
T37.	Zack Robinson	76-74-78—228
T91.	Chris Clarke	75-80-82—237

2005 (2nd)

The Warren Course, South Bend, Ind.

2.	Pablo Martin	65-70-71—206
T36.	Zack Robinson	72-74-72—218
T36.	Alex Norén	73-70-75—218
T56.	Ryan Posey	72-74-75—221
T56.	Tyler Leon	74-69-78—221

2006 (1st)

Sand Ridge Golf Club, Chardon, Ohio

1.	Jonathan Moore	69-69-67—205
2.	Zack Robinson	71-66-71—208
T10.	Pablo Martin	70-76-69—215
T24.	Trent Leon	70-76-73—219
T24.	Tyler Leon	71-74-74—219

2007 (6th)

Rich Harvest Farms, Sugar Grove, Ill.

19.	Tyler Leon	75-73-75—223
T29.	Ryan Posey	81-72-74—227
T44.	Trent Leon	77-81-72—230
T50.	Jonathan Moore	75-77-79—231
T105.	Pablo Martin	79-78-84—241

2008 (2nd)

Scarlet Course, Columbus, Ohio

1.	Kevin Tway	70-69-75—214
T5.	Trent Leon	71-74-72—217
T20.	Rickie Fowler	74-77-73—224
T115.	Mark Johnson	78-79-79—236
T125.	Trent Whitekiller	79-83-77—239

2009 (1st)

Karsten Creek, Stillwater, Okla.

1.	Kevin Tway	74-72-70—216
2.	Peter Uihlein	72-70-75—217
12.	Rickie Fowler	75-75-74—224
T13.	Morgan Hoffmann	77-72-77—226
T25.	Trent Leon	75-76-77—228

2010 (1st)

Capital City Club, Alpharetta, Ga.

1.	Peter Uihlein	68-70-68—206
T3.	Morgan Hoffman	71-69-69—209
T17.	Kevin Tway	72-72-69—213
T17.	Trent Whitekiller	71-71-71—213
T34.	Sean Einhaus	74-72-72—218

2011 (1st)

Colorado National, Erie, Colo.

1.	Kevin Tway	72-65-69—206
3.	Talor Gooch	70-71-68—209
T4.	Sean Einhaus	66-71-73—210
T9.	Peter Uihlein	70-68-74—212
13.	Morgan Hoffmann	70-71-72—213

2012 (8th)

U-M Golf Course, Ann Arbor, Mich.

T7.	Patrick Winther	70-66-72—208
T31.	Talor Gooch	73-72-71—216
T38.	Sean Einhaus	76-69-75—220
T49.	Ian Davis	75-76-72—223
T56.	Tanner Kesterson	72-77-76—225

2013 (4th)

Blessings Golf Club, Fayetteville, Ark.

T5.	Kevin Dougherty	73-73-70—216
T10.	Jordan Niebrugge	67-78-74—219
T14.	Ian Davis	72-71-77—220
T32.	Talor Gooch	74-82-71—227
65.	Patrick Winther	81-82-81—244

2014 (1st)

The Club at Old Hawthorne, Columbia, Mo.

T2.	Talor Gooch	67-73-66—206
T2.	Jordan Niebrugge	65-73-68—206
T11.	Wyndham Clark	70-70-70—210
T17.	Ian Davis	70-74-68—212
T38.	Zachary Olsen	77-71-71—219

2015 (3rd)

The Course at Yale, New Haven, Conn.

1.	Jordan Niebrugge	72-62-69—203
T25.	Zachary Olsen	70-74-69—213
T32.	Brendon Jelley	75-74-65—214
T34.	Wyndham Clark	72-74-69—215
T42.	Kristoffer Ventura	72-76-69—217

2016 (1st)

Karsten Creek, Stillwater, Okla.

1.	Kristoffer Ventura	71-72-73—216
3.	Stratton Nolen	68-73-77—218
5.	Jordan Niebrugge	74-71-75—220
T6.	Sam Stevens	72-75-74—221
T17.	Brendon Jelley	76-77-73—226

2017 (1st)

University of Texas GC, Austin, Texas

T5.	Zachary Olsen	73-70-67—210
T5.	Kristoffer Ventura	71-70-69—210
T5.	Viktor Hovland	71-72-67—210
T10.	Zach Bauchou	74-70-67—211
T31.	Hayden Wood	72-75-72—219

2018 (1st)

Scarlet Course, Columbus, Ohio

T2.	Matthew Wolff	70-69-71—210
T2.	Zach Bauchou	71-68-71—210
T7.	Viktor Hovland	73-70-69—212
T13.	Kristoffer Ventura	70-71-74—215
19.	Austin Eckroat	70-74-74—218

2019 (1st)

Univ. of Louisville GC, Louisville, Ky.

T2.	Viktor Hovland	68-69-70—207
T6.	Austin Eckroat	69-73-67—209
T12.	Zach Bauchou	70-72-69—211
T18.	Matthew Wolff	72-69-71—212
T35.	Hayden Wood	71-73-74—218



ALL-TIME RESULTS

MIKE HOLDER ERA FALL OF 1973

ALL-COLLEGE INVITATIONAL AT OKLAHOMA CITY, OKLA.

1. Oklahoma	868	1. Shelley Houston, LSU	213
2. Louisiana State	869	2. Don Bliss	221
3. OKLAHOMA STATE	876	Jamie Gonzalez	223
4. Texas	877	Kirk Goss	224
5. Arizona State	882	Brent Goodger	225
		Denny Tewell	

TUCKER INTERCOLLEGIATE AT ALBUQUERQUE, N.M., OCT.10-13

1. Brigham Young	1197	1. Cricket Musch, New Mexico State	74-74-71-74—293
2. New Mexico	1203	3. Jamie Gonzalez	75-74-72-74—295
3. Louisiana State	1211	13. Tom Jones	80-76-73-71—300
4. OKLAHOMA STATE	1219	45. Don Bliss	80-83-75-72—310
5. Cal. State Long Beach	1220	70. Phil DeLozier	82-79-77-76—314
6. Arizona State	1223	75. Kirk Goss	79-78-84-74—315
7. New Mexico State	1228	114. Brent Goodger	86-82-82-80—330

(Utah 1232, SMU 1233, Weber State 1233, Arizona 1235, Colorado 1235, Wichita State 1238, North Texas State 1241, Texas 1242, Oral Roberts 1244, US International 1255, Texas Tech 1260, Missouri 1265, Pan American 1267, Texas Wesleyan 1292)

HARVEY PENICK INVITATIONAL AT AUSTIN, TEXAS, NOV.18-19

1. OKLAHOMA STATE	867	1. Brad Bryant, New Mexico	67-75-70—212
2. Houston	875	3. Bill De Tournillon	70-72-72—214
3. Texas	879	5. Jaime Gonzalez	72-68-75—215
4. New Mexico	881	8. Tom Jones	72-71-73—216
5. SMU	882	23. Don Bliss	75-73-74—222
6. Texas Christian	888	31. Kirk Goss	71-79-74—224

(Texas Tech 890, North Texas State 896, Texas A&M 906, Lamar 915, Baylor 915, Arkansas 921, Hardin Simmons 943, Rice 946)

SPRING OF 1974

PAN AMERICAN INTERCOLLEGIATE AT MONTERREY, MEXICO, FEB.13-15

1. Florida	868	Jamie Gonzalez	69-77-75—221
2. Houston	882	Tom Jones	75-71-76—222
3. Southern Methodist	879	Don Bliss	74-75-77—226
4. OKLAHOMA STATE	896	Denny Tewell	72-75-80—227
		Bill de Tournillon	76-76-76—228

BORDER OLYMPICS AT LAREDO, TEXAS, FEB.28-MAR.2

1. Houston	1145	1. Tom Jones	68-69-72-73—282
2. OKLAHOMA STATE	1158	Jaime Gonzalez	70-72-74-72—288
3. North Texas	N/A	Steve Thompson	78-71-68-75—292
4. Texas	N/A	Mike Clayton	74-70-78-74—296
		Bill de Tournillon	71-69-79-78—297
		Denny Tewell	79-76-75-75—305

COWBOY INVITATIONAL AT STILLWATER, OKLA., MAR.15-16

1. OKLAHOMA STATE	598	1. Don Bliss	72-71—143
2. Oklahoma	600	2. Tom Jones	71-73—144
3. Southern Methodist	603	8. Steve Thompson	76-73—149
4. Wichita State	613	T11. Mike Clayton	75-77—152
5. Texas	617	T12. Bill de Tournillon	71-82—153
5. Tulsa	617	T15. Jaime Gonzalez	76-78—154

(Drake 622, Oral Roberts 629, Oklahoma City 641, Kansas State 659, Central State 663)

SOONER INVITATIONAL AT NORMAN, OKLA.

1. OKLAHOMA STATE	595	1. Dave Barr, Oral Roberts	70-71—141
2. North Texas	600	2. Tom Jones	70-74—144
3. Southern Methodist	606	4. Don Bliss	72-76—148
4. Oral Roberts	608	6. Jaime Gonzalez	70-79—149
5. Oklahoma	610	16. Denny Tewell	77-77—154

(Tulsa 617, Wichita State 620, East Central 627, Oklahoma City 630, Drake 649, Oklahoma Baptist 653, Central State 661, Cameron 667)

AZTEC INVITATIONAL AT SAN DIEGO, CALIF., MAR.21-23

1. Southern California	879	1. Mark Lye, San Jose State	72-74-70—216
2. Florida	884	10. Tom Jones	74-72-75—221
3. Houston	889	27. Jaime Gonzalez	78-75-71—224
4. Arizona State	890	34. Kirk Goss	75-78-74—227
4. San Jose State	892	34. Don Bliss	76-73-78—227
6. Brigham Young	893	42. Mike Clayton	77-76-75—228
7. San Diego State	898	42. Larry Sock	75-75-78—228
8. OKLAHOMA STATE	899		

(New Mexico 903, Long Beach State 907, Fresno State 908, New Mexico State 913)

MORRIS WILLIAMS INTERCOLLEGIATE AT AUSTIN, TEXAS, MAR.29-31

1. Texas	863	1. Tony Pfaff, Texas	71-72-69—212
2. OKLAHOMA STATE	883	8. Kirk Goss	74-69-76—219
3. SMU	889	9. Don Bliss	78-72-70—220
4. North Texas State	890	11. Jaime Gonzalez	75-72-74—221
5. Oklahoma	893	16. Tom Jones	75-72-76—223
6. New Mexico State	903	25. Larry Sock	72-76-78—226

(Wichita State 914, UT Arlington 915, Colorado 916, Texas A&M 919, Baylor 927, Missouri 931, Arkansas 932, Lamar 935, Pan American 938, Texas Christian 944, Minnesota 946, Rice 951)

OKLAHOMA INTERCOLLEGIATE AT SHAWNEE, OKLA., APR.5-6

1. OKLAHOMA STATE	875	1. Jamie Gonzalez	215
2. Tulsa	902	Tom Jones	220
3. Oklahoma	908	Don Bliss	221
4. Wichita State	921	Bill de Tournillon	221
5. Oklahoma City	922	Denny Tewell	228

WHEATSHOCKER INVITATIONAL AT WICHITA, KAN., APR.11-12

1. OKLAHOMA STATE	587	1. Steve Thompson (unattached)	141
2. Wichita State	597	T2. Tom Jones	142
3. Nebraska	604	Mike Clayton	145
		Don Bliss	146
		Jaime Gonzalez	147
		Larry Sock	147
		Denny Tewell	149
		Phil DeLozier	149
		Bill de Tournillon	150
		Kirk Goss	157

ALL-AMERICAN INTERCOLLEGIATE AT HOUSTON, TEXAS, APR.17-20

1. Florida	1171	1. David Ishii, Houston	67-74-75-71—287
2. Houston	1172	T5. Don Bliss	72-77-70-70—289
3. OKLAHOMA STATE	1174	T13. Jaime Gonzalez	73-76-73-71—293
4. Alabama	1178	T16. Mike Clayton	72-75-78-69—294
5. Arizona State	1179	T40. Steve Thompson	74-74-70-80—298
6. North Texas State	1181	T58. Tom Jones	77-74-76-74—301

(New Mexico 1181, Georgia 1185, SMU 1185, Texas 1190, LSU 1193, Oklahoma 1201, Texas Tech 1206, Washington 1207, Florida State 1210, Arizona 1213, Texas A&M 1216, New Mexico State 1222, UC Santa Barbara 1235, Oregon 1236, Texas Christian 1237, South Carolina 1245, Arkansas 1260, Rice 1299, Baylor 1306)

SUN DEVIL INTERCOLLEGIATE AT TEMPE, ARIZ., MAY 1-4

1. OKLAHOMA STATE	1087	2. Jaime Gonzalez	211
2. Arizona State	1093	Tom Jones	218
3. Brigham Young	1112	Don Bliss	218
4. Miami	1117	Mike Clayton	219
5. Arizona	1120	Steve Thompson	221

BIG EIGHT CHAMPIONSHIP AT LINCOLN, NEB., MAY 17-18

1. OKLAHOMA STATE	886	1. Jaime Gonzalez	76-68-75—219
2. Oklahoma	894	T2. Tom Jones	73-73-76—220
3. Nebraska	904	5. Mike Clayton	75-74-73—222
3. Missouri	904	12. Don Bliss	75-75-79—229
5. Iowa State	923	23. Steve Thompson	80-76-75—231
6. Kansas	930		
7. Colorado	938		
8. Kansas State	955		

NCAA CHAMPIONSHIP AT SAN DIEGO, CALIF., JUNE 19-22

1. Wake Forest	1158	1. Curtis Strange, Wake Forest	72-73-65-72—282
2. Florida	1160	T8. Tom Jones	76-71-73-71—291
3. Houston	1176	T8. Don Bliss	73-70-75-73—291
4. Southern California	1177	27. Jaime Gonzalez	71-78-71-75—295
5. OKLAHOMA STATE	1178	58. Steve Thompson	78-74-74-75—301
6. Indiana	1186	90. Mike Clayton	77-77-82-73—309

(New Mexico 1186, Long Beach 1193, San Jose State 1194, Brigham Young 1194, Arizona State 1196, Oklahoma 1196, North Texas 1200, Alabama 1205, Texas 1208 – Missed cut – Southern Methodist 601, Pennsylvania 601, Stanford 601, San Diego State 606, Oregon 607, LSU 610, Georgia Southern 610, Weber State 611, 612, Miami (Ohio) 613, Dartmouth 617, UCLA 617, Wichita State 620, Ohio State 621, Houston Baptist 621, Auburn 622, Temple 628)

FALL OF 1974

ALL-COLLEGE INVITATIONAL AT OKLAHOMA CITY, OKLA.

1. OKLAHOMA STATE	833	1. Kirk Goss	203
2. Southern Methodist	849	4. Jaime Gonzalez	207
3. Arizona State	855	8. Lindy Miller	212
4. Oklahoma	857	Brent Goodger	219
5. New Mexico	864	Tom Jones	220
		Mike Clayton	223

OHIO STATE BUCKEYE FALL CLASSIC AT COLUMBUS, OHIO

1. Florida	1154	Tom Jones	233
2. Ohio State	1163	Lindy Miller	234
2. Louisiana State	1163	Jaime Gonzalez	234
4. Maryland	1164	Kirk Goss	235
4. Texas	1164	David Edwards	240
6. Houston	1170	Bill de Tournillon	241
7. OKLAHOMA STATE	1176		



ALL-TIME RESULTS

HARVEY PENICK INVITATIONAL AT AUSTIN, TEXAS

1. Texas	876	1. Mark DeBolt, SMU	211
2. Southern Methodist	888	8. Dave Martin	222
3. OKLAHOMA STATE	903	10. Jaime Gonzalez	224

SPRING OF 1975

PAN AMERICAN INTERCOLLEGIATE AT MONTERREY, MEXICO, FEB. 13-15

1. Texas	871	Jaime Gonzalez	74-74-73—221
2. Arizona State	873	Tom Jones	72-75-75—222
3. Louisiana State	875	Lindy Miller	75-75-72—222
4. OKLAHOMA STATE	887	Kirk Goss	78-70-74—222
5. BYU	888	Dave Martin	75-75-75—225

(Oklahoma 892, Alabama 895, New Mexico 900, Oral Roberts 904, SMU 907, Pan American)

FOUR STATES INVITATIONAL AT TEXARKANA, TEXAS, FEB. 27-MAR. 1

1. OKLAHOMA STATE	1185	T1. Tom Jones	74-76-72-70—292
2. Texas	1195	T1. Lindy Miller	71-73-74-74—292
3. Louisiana State	1197	Brent Goodger	71-75-77-77—300
4. Oklahoma	1208	Bill de Tournillon	78-76-73-76—303
5. North Texas	1224	Kirk Goss	78-74-76-78—306

(North Texas State 1224, Arkansas 1272, Texarkana Community College 1299)

SOONER INVITATIONAL AT NORMAN, OKLA., MAR. 10-12

1. OKLAHOMA STATE	888	1. Tom Jones	72-70-76—218
2. Oklahoma	898	3. Lindy Miller	76-69-76—221
3. Texas	903	7. Brent Goodger	72-72-80—224
4. Oral Roberts	912	10. Kirk Goss	76-75-74—225

(North Texas State 916, Tulsa 945, Oklahoma City 956, Wichita State 957, Iowa State 964, Nebraska 978, Central State 981)

COWBOY INVITATIONAL AT STILLWATER, OKLA., MAR. 14-15

1. OKLAHOMA STATE	567	T1. Lindy Miller	65-75—140
2. Southern Methodist	588	3. Brent Goodger	72-69—141
3. Oral Roberts	594	T4. Jaime Gonzalez	71-72—143
4. Oklahoma	598	T4. Tom Jones	72-71—143
5. Tulsa	620	13. Kirk Goss	75-74—149
6. Wichita State	630		
7. Central State	644		
8. Oklahoma City	653		

MIKE MCKENZIE INVITATIONAL AT PRINCEVILLE, HAWAII, MAR. 18-19

1. OKLAHOMA STATE	893	1. Robert Hoyt, Houston	71-75-74—220
2. Houston	899	T2. Jaime Gonzalez	71-79-71—221
3. Louisiana State	923	T2. Tom Jones	74-77-70—221
4. Hawaii	960	Kirk Goss	75-74-76—225
5. Houston Baptist	976	Lindy Miller	75-76-75—226
6. Hawaii-Hilo	1002	Brent Goodger	82-80-78—240

MIKE MCKENZIE INVITATIONAL AT HONOLULU, HAWAII, MAR. 20-21

1. OKLAHOMA STATE	588	1. Jaime Gonzalez	72-68—140
2. Houston	599	2. Tom Jones	73-68—141
3. Louisiana State	603	Kirk Goss	72-80—152
4. Houston Baptist	608	Lindy Miller	83-72—155
5. Hawaii	630	Brent Goodger	77-78—155
6. Hawaii-Hilo	635		

OKLAHOMA INTERCOLLEGIATE AT SHAWNEE, OKLA., APRIL 4-5

1. OKLAHOMA STATE*	876	1. Jaime Gonzalez	69-68-74—211
2. Oklahoma	876	6. Mike Clayton	78-71-72—221
3. Oral Roberts	912	8. Tom Jones	76-71-76—223
4. Tulsa	918	9. David Edwards	77-74-73—224
5. Oklahoma City	925	Lindy Miller	76-75-75—226

(Wichita State 935, West Texas State 950, Kansas State 955) *OSU won playoff

WHEATSHOCKER INVITATIONAL AT WICHITA, KAN., APRIL 11-12

1. OKLAHOMA STATE	606	1. Mike Clayton	74-72—146
2. Tulsa	621	T2. Kirk Goss	73-74—147
3. Oral Roberts	623	9. Bill de Tournillon	81-75—156
4. Nebraska	625	13. David Edwards	78-79—157
5. Wichita State	629	34. Phil DeLozier	82-83—165

(Iowa State 638, Kansas State 643, Kansas 647)

ALL-AMERICAN INTERCOLLEGIATE AT HOUSTON, TEXAS, APRIL 16-19

1. Florida	1158	1. Andy Bean, Florida	70-66-75-73—284
2. Houston	1176	3. Jaime Gonzalez	77-68-72-69—286
3. OKLAHOMA STATE	1183	7. Lindy Miller	73-70-75-72—290
4. Georgia	1186	45. Mike Clayton	75-73-79-76—303
5. Arizona State	1198	50. Tom Jones	76-76-74-78—304
6. LSU	1199	57. Kirk Goss	77-77-79-77—310

(Alabama 1200, Oregon 1201, SMU 1202, Oklahoma 1208, Texas 1209, Florida State 1214, New Mexico 1219, North Texas State 1223, Texas A&M 1224, Arizona 1227, New Mexico State 1232, Rice 1235, Memphis State 1236, Texas Tech 1241, Texas Christian 1248, Baylor 1289, Arkansas 1291, Colorado 1301)

SUN DEVIL INTERCOLLEGIATE AT TEMPE, ARIZ., MAY 1-3

1. Brigham Young	1089	1. Scott Simpson, Southern California	
2. OKLAHOMA STATE	1094	3. Jaime Gonzalez	72-69-71—212
2. Arizona State	1094	Tom Jones	73-71-72—216
2. Southern California	1094	Lindy Miller	77-68-75—220
5. San Jose State	1096	Kirk Goss	72-74-74—220
6. San Diego State	1113	Mike Clayton	76-71-78—225
7. Oregon	1121	Brent Goodger	75-76-79—229

BIG EIGHT CHAMPIONSHIP AT NORMAN, OKLA., MAY 16-17

1. OKLAHOMA STATE	876	1. Tom Jones	72-74-71—217
2. Oklahoma	902	2. Jaime Gonzalez	75-70-74—219
3. Colorado	914	T5. Kirk Goss	74-75-74—223
4. Missouri	926	T5. Mike Clayton	79-74-70—223
5. Iowa State	936	7. Lindy Miller	73-75-78—226
6. Nebraska	941		
7. Kansas	969		
8. Kansas State	973		

NCAA CHAMPIONSHIP AT COLUMBUS, OHIO, JUNE 25-28

1. Wake Forest	1156	1. Jay Haas, Wake Forest	71-72-69-70—282
2. OKLAHOMA STATE	1189	T4. Lindy Miller	70-75-70-75—290
3. Alabama	1190	T4. Tom Jones	73-70-70-77—290
3. Southern California	1190	53. Jaime Gonzalez	75-73-75-80—303
5. Brigham Young	1194	79. Mike Clayton	80-78-73-75—306
6. East Tennessee State	1202	81. Kirk Goss	74-74-79-80—307

(Texas 1204, Indiana 1204, Arizona State 1205, Florida 1206, Ohio State 1207, Houston 1208, LSU 1212, North Carolina State 1213, Georgia Southern 1214, Oregon 1215, SMU 1225 — Missed cut — Stanford 605, San Diego State 606, Ball State 607, Michigan State 612, North Texas State 612, San Jose State 612, Auburn 613, New Mexico 613, Illinois State 614, Oklahoma 617, Massachusetts 621, Furman 624, Ohio 624, Oral Roberts 624, Harvard 625, Texas A&M 625, Temple 627, Long Beach State 628, Penn State 634, Tulsa 643)

FALL OF 1975

ALL-COLLEGE INVITATIONAL AT OKLAHOMA CITY, OKLA.

1. Texas	836	1. Randy Simmons, Texas	
2. OKLAHOMA STATE	846	Kirk Goss	210
3. Houston	867	Tom Jones	212
4. Oral Roberts	869	Jaime Gonzalez	213
5. Southern Methodist	874	David Edwards	215
		Lindy Miller	221
		Brent Goodger	222

DUAL WITH OKLAHOMA AT LAKESIDE IN STILLWATER, OKLA., FEB. 28, 1976

OSU 22, Oklahoma 9	
Lindy Miller, OSU (69), tied Steve Walser, OU (69), 1 1/2-1 1/2	
Rod Nuckolls, OSU (75), defeated Jay Colliatie, OU (76) 2-1	
Jaime Gonzalez, OSU (70), defeated David Lisle, OU (76) 3-0	
Brent Goodger, OSU (71), defeated Jim Kirk, OU (76) 3-0	
Lynn Blevins, OU (69), defeated Tom Jones, OSU (70) 2-1	
Jim Woodward, OSU (69), defeated Andy Sheen, OU (80) 2 1/2-2 1/2	
David Edwards, OSU (69), defeated Stan Ball, OU (77) 3-0	
Mike McClung, OU (74), defeated Britt Harrison, OSU (79) 3-0	
Mike Clayton, OSU (73), defeated Harry Turner, OU (77) 2 1/2-1/2	

SPRING OF 1976

PAN AMERICAN INTERCOLLEGIATE AT MONTERREY, MEXICO, FEB. 12-14

1. Brigham Young	860	4. David Edwards	73-71-71—215
2. OKLAHOMA STATE	873	T5. Lindy Miller	69-71-76—216
3. Texas	886	Jaime Gonzalez	72-72-77—221
4. Oklahoma	890	Tom Sieckman	73-72-76—221
5. Auburn	893	Tom Jones	77-74-71—222
6. Louisiana State	899		

LAMAR INVITATIONAL IN BEAUMONT, TEXAS, FEB. 19-20

1. Houston	866	1. Ron Kilby, Houston	70-71-73—214
2. OKLAHOMA STATE	877	2. Lindy Miller	69-72-73—214*
3. Texas A&M	896	Tom Sieckman	73-74-72—219
4. St. Thomas	915	Britt Harrison	75-72-73—220
5. McNeese	919	Mike Clayton	76-75-73—224
6. Southwestern Louisiana	924	David Edwards	75-78-74—227
7. Lamar	927	Jim Woodward	75-82-78—235
8. Rice	930*		

- lost playoff

(Southeastern Louisiana 932, Houston Baptist 940, Texas Christian 949, UT Arlington 951)

NEW MEXICO STATE INVITATIONAL AT LAS CRUCES, N. M., MAR. 11-13

1. OKLAHOMA STATE	877	1. Tom Jones	73-69-69—211
2. New Mexico	888	2. Lindy Miller	74-69-73—216
3. New Mexico State	894	T13. Jaime Gonzalez	75-74-75—224
4. Arizona State	896	19. Britt Harrison	77-76-73—226
5. Texas Tech	914	T20. Mike Clayton	78-74-75—227
		33. David Edwards	76-79-79—234



ALL-TIME RESULTS

MORRIS WILLIAMS INTERCOLLEGIATE AT AUSTIN, TEXAS, MAR. 26-28

1. OKLAHOMA STATE	852	1. Lindy Miller	71-68-69—208
2. Houston	862	T4. Kirk Goss	70-72-72—214
3. Texas	870	T8. Jaime Gonzalez	71-74-70—215
4. New Mexico	880	T8. Tom Jones	72-72-71—217
5. Southern Methodist	881	T12. Britt Harrison	71-74-72—217
6. North Texas State	886	Tom Sieckman	78-73-76—227

(LSU 894, Oral Roberts 900, Pan American 901, Tulsa 902, Houston Baptist 904, Colorado 906, Texas A&M 906, Lamar 914, Southwestern Louisiana 914, Louisiana Tech 916, Minnesota 916, Texas Christian 924, Rice 925, Missouri 926, Baylor 929, UT Arlington 945, Trinity 964, Hardin-Simmons 966)

OKLAHOMA INTERCOLLEGIATE AT SHAWNEE, OKLA., APRIL 1-2

1. OKLAHOMA STATE	864	2. David Edwards	72-70-71—213*
2. Oklahoma	879	Jaime Gonzalez	71-75-68—214
3. Wichita State	903	Britt Harrison	71-69-75—215
4. Oral Roberts	904	Kirk Goss	75-75-74—224
5. Tulsa	909	Tom Sieckman	73-76-82—231

* - lost playoff

WHEATSHOCKER INVITATIONAL AT WICHITA, KAN., APRIL 8-9

1. OKLAHOMA STATE "B"	871	2. Kirk Goss	71-70-75—216
2. Tulsa	886	T3. Brent Goodger	71-74-73—218
3. Wichita State	892	Jim Woodward	72-74-75—221
4. Nebraska	914	Tom Sieckman	68-78-78—224
5. Missouri	915	Rod Nuckolls	—225

ALL-AMERICAN INTERCOLLEGIATE AT HOUSTON, TEXAS, APRIL 14-17

1. OKLAHOMA STATE	1152	1. Chip Beck, Georgia	68-69-71-72—280
2. Southern Methodist	1161	4. Lindy Miller	75-70-69-70—284
3. Georgia	1163	8. Jaime Gonzalez	67-71-73-76—287
4. Texas	1167	10. David Edwards	71-67-74-77—289
5. Oregon	1178	T20. Britt Harrison	71-72-75-74—292
6. Houston	1182	T20. Tom Jones	67-75-76-74—292

(New Mexico 1182, Texas Tech 1183, Auburn 1189, LSU 1190, Florida 1193, Alabama 1198, Texas A&M 1202, Florida State 1202, Oklahoma 1203, North Texas State 1204, Memphis State 1204, New Mexico State 1207, Arizona 1214, Missouri 1234, Rice 1235, Arkansas 1253, Colorado 1256, Baylor 1261, Texas Christian 1275)

COWBOY INVITATIONAL AT STILLWATER, OKLA., APRIL 23-24

1. OKLAHOMA STATE "B"	604	1. Jim Woodward	72-75—147
2. Wichita State	606	T3. Rod Nuckolls	77-72—149
3. Oklahoma City	621	4. Kirk Goss	77-73—150
4. Arkansas-Little Rock	622	T6. Tom Sieckman	78-74—152
5. Oral Roberts	625	T7. Brent Goodger	77-76—153
6. Central State	648		

SUN DEVIL CLASSIC AT TEMPE, ARIZ., APRIL 29-MAY 1

1. Brigham Young	1078	1. John Fought, BYU	72-68-70—210
2. Houston	1078	T3. Lindy Miller	71-70-71—212
3. Arizona State	1091	Tom Jones	72-71-75—218
4. OKLAHOMA STATE	1094	Britt Harrison	68-77-76—221
5. Southern California	1111	Jaime Gonzalez	73-74-74—221
6. Arizona	1112	David Edwards	73-72-77—222
7. New Mexico	1113	Kirk Goss	73-72-80—225

(Oregon 1115, Stanford 1119, San Jose State 1120)

BIG EIGHT CHAMPIONSHIP AT AMES, IOWA, MAY 14-15

1. OKLAHOMA STATE	878	1. Lindy Miller	70-74-73—217
2. Colorado	923	2. Tom Jones	73-71-76—220
3. Oklahoma	928	3. David Edwards	73-71-77—221
4. Kansas	947	4. Jaime Gonzalez	70-77-75—222
5. Iowa State	949	7. Britt Harrison	75-75-78—222
6. Nebraska	963		
7. Missouri	967		
8. Kansas State	DNS		

NCAA CHAMPIONSHIP AT ALBUQUERQUE, N.M., JUNE 9-12

1. OKLAHOMA STATE	1166	1. Scott Simpson, Southern California	68-74-74-67—283
2. Brigham Young	1173	T10. Lindy Miller	71-75-72-72—290
3. Houston	1174	T10. Jaime Gonzalez	72-73-69-76—290
4. Wake Forest	1175	T13. Britt Harrison	71-69-78-73—291
5. New Mexico	1176	T31. Tom Jones	77-70-75-73—295
6. Texas	1183	T81. David Edwards	69-79-76-78—302

(Southern California 1184, East Tennessee State 1184, Maryland 1186, Oregon 1194, Arizona State 1196, Ohio State 1196, San Jose State 1197, Georgia 1198, Texas Tech 1203, Georgia Southern 1203, Marshall 1204, San Diego State 1205, New Mexico State 1211, Oklahoma 1212, Stanford 1212, North Texas 1213, Indiana 1215, Northern Illinois 1217, Temple 1219, Weber State 1219, LSU 1225, Auburn 1226, Massachusetts 1257)

FALL OF 1976

ALL-COLLEGE AT OKLAHOMA CITY, OKLA., SEPT. 22-24

1. Oklahoma	848	1. Lindy Miller	69-64-66—199
2. Arkansas	853	(Tournament record)	
3. OKLAHOMA STATE	861	Jaime Gonzalez	74-71-74—219
4. Louisiana State	862	Britt Harrison	76-72-73—221
5. Texas A&M	866	Bob Buckley	77-72-73—222
6. Texas	870	Jeff Walser	77-74-76—227
7. Oral Roberts	872	David Edwards	70-DQ

(North Texas State 874, Wichita State 879, Nebraska 882, New Orleans 883, Centenary 885, New Mexico 886, Tulsa 890, Oklahoma City 899, Kansas 937)

RIVER CITY INVITATIONAL AT MEMPHIS, TENN., OCT. 1-3

1. OKLAHOMA STATE	866	1. Tom Jones	72-68-69—209
2. Houston	867	Lindy Miller	71-69-76—216
3. Georgia	875	David Edwards	70-73-75—218
3. Wake Forest	875	Britt Harrison	77-71-75—223
3. Oklahoma	875	Rod Kimmell	78-74-70—232

(Florida 880, Alabama 882, Mississippi 887, Oral Roberts 893, Ohio State 897, Memphis State 899, Georgia Southern 899)

HARVEY PENICK INVITATIONAL AT AUSTIN, TEXAS, NOV. 15-17

1. OKLAHOMA STATE	1100	1. Britt Harrison	72-70-72—214
2. Houston	1119	T6. Lindy Miller	73-72-74—219
3. Texas	1121	T9. David Edwards	76-71-74—221
4. Texas A&M	1137	T9. Rod Kimmel	78-71-72—221
5. New Mexico	1147	T17. Tom Sieckman	76-69-80—225
6. SMU	1149	T29. Jeff Walser	82-76-71—229

(Texas Christian 1157, Pan American 1158, Lamar 1162, North Texas State 1168, McNeese State 1171, Louisiana Tech 1171, New Mexico State 1172, Texas Tech 1175, Rice 1185, Southwestern Louisiana 1197, Baylor 1214, UT Arlington 1218, Hardin Simmons 1309)

SPRING OF 1977

PAN AMERICAN INVITATIONAL AT MONTERREY, MEXICO, FEB. 10-12

1. OKLAHOMA STATE	859	1. David Edwards	69-70-73—212
2. Brigham Young	894	T2. Britt Harrison	69-76-68—213
3. Houston	897	T2. Jaime Gonzalez	72-70-71—213
4. Louisiana State	903	6. Lindy Miller	72-73-76—221
4. Texas A&M	903	Tom Jones	78-77-71—226

(Texas 904, Oral Roberts 908, Oklahoma 915, New Mexico State 918, Colorado 925, Lamar 931, North Texas State 931, Jacksonville 933, Houston Baptist 936, Baylor 942, Texas Tech 942, Pan American 947, Trinity 1072)

BING CROSBY COLLEGIATE AT GUADALAJARA, MEXICO, MARCH 2-5

1. OKLAHOMA STATE	1169	1. Lindy Miller	72-74-68-73—287*
2. Georgia	1185	2. David Edwards	71-79-68-69—287
3. Louisiana Tech	1213	T5. Jaime Gonzalez	74-75-74-72—295
4. Oregon	1217	T12. Britt Harrison	80-75-73-72—300
5. Southern Methodist	1221		* - won playoff

(North Carolina 1224, Lamar 1227, Sam Houston State 1237, St. Thomas 1241 — 36 teams entered)

AZTEC INVITATIONAL AT SAN DIEGO, CALIF., MARCH 16-18

1. OKLAHOMA STATE	885	1. Bill Loeffler, Arizona State	74-71-72—217
2. Arizona State	887	3. Jaime Gonzalez	69-73-78—220
3. San Diego State Red	891	5. Tom Jones	76-75-70—221
4. San Jose State	896	T9. David Edwards	74-74-74—222
5. Southern California	899	T9. Lindy Miller	73-73-76—222
6. San Diego State Black	910	T18. Britt Harrison	74-71-80—225
7. New Mexico	916	T20. Jeff Walser	76-74-76—226

(Pacific 919, Fresno State 925, Arizona 926, Rice 932, Long Beach State 933, UCLA 941, California 942)

MORRIS WILLIAMS INVITATIONAL AT AUSTIN, TEXAS, MARCH 25-27

1. Houston	563	1. Ed Fiori, Houston	64-72—136
2. OKLAHOMA STATE	564	2. David Edwards	66-71—137
3. Southern Methodist	573	5. Britt Harrison	68-71—139
4. Texas	574	T6. Lindy Miller	70-71—141
4. Texas A&M	574	Jaime Gonzalez	75-72—147
6. LSU	578	Tom Jones	76-72—148
7. Rice	578	Jeff Walser	77-75—152

(Oklahoma 579, Pan American 586, Oral Roberts 595, Wichita State 595, McNeese State 596, Lamar 596, Texas Christian 597, Colorado 606, Kansas 609, New Mexico 609, Minnesota 611, Missouri 611, Northeast Louisiana 615, Tulsa 627, Arizona State N/A, Louisiana Tech N/A, Nebraska N/A, Arkansas N/A, Baylor N/A, North Texas State N/A)

WHEATSHOCKER INVITATIONAL AT WICHITA, KAN., APRIL 7-8

1. OKLAHOMA STATE	877	1. Jaime Gonzalez	74-68-71—213
2. Wichita State	892	2. Tom Jones	71-70-74—215
3. Tulsa	905	T8. Jeff Walser	76-76-75—227
4. Missouri	910	T8. Tom Sieckman	78-72-77—227
5. Nebraska	924	T11. Rafael Alarcon	82-75-73—230

(Iowa State 931, Kansas State 947, Kansas 953, West Texas State 955, Phillips 961, St. Louis 961, Drake 966, Friends 1003, Kansas Newman 1049)



ALL-TIME RESULTS

ALL-AMERICAN INVITATIONAL AT HOUSTON, TEXAS, APRIL 13-16

1. OKLAHOMA STATE	1162	1. David Ishii, Houston	69-71-75-71—286
2. Houston	1166	T4. Tom Jones	68-74-72-74—288
3. Florida	1185	T6. Lindy Miller	73-73-67-76—289
4. Arizona State	1190	T9. Jaime Gonzalez	71-72-74-73—290
5. Texas A&M	1190	T19. David Edwards	69-76-74-76—295
6. Georgia	1191	T29. Britt Harrison	73-77-74-73—297

(Auburn 1191, Florida State 1192, Oklahoma 1198, SMU 1207, Arizona 1208, Texas 1210, Alabama 1210, Arkansas 1213, Texas Christian 1214, Oregon 1214, LSU 1214, Memphis State 1215, Stanford 1219, New Mexico 1222, New Mexico State 1236, Texas Tech 1238, Rice 1239, Missouri 1252)

SUN DEVIL CLASSIC AT TEMPE, ARIZ., APRIL 27-30

1. OKLAHOMA STATE	1046	1. Lindy Miller	71-66-66—203
2. Arizona State	1080	3. Britt Harrison	67-70-71—208
3. Brigham Young	1089	T4. David Edwards	72-66-71—209
4. San Diego State	1098	T6. Jaime Gonzalez	75-66-72—213
5. Houston	1109	T6. Tom Jones	71-68-74—213
6. San Jose State	1112	T10. Tom Sieckman	69-70-76—215

(Oregon 1115, Southern California 1116, Stanford 1124, Arizona 1126, Fresno State 1129, Colorado 1134, Long Beach State 1143, UCLA 1146, Weber State 1154, New Mexico 1168, New Mexico State 1169)

BIG EIGHT CHAMPIONSHIP AT LAWRENCE, KAN., MAY 19-20

1. OKLAHOMA STATE	878	1. Lindy Miller	71-75-74—220
2. Oklahoma	916	2. Tom Jones	77-72-75—224
3. Colorado	938	3. Britt Harrison	77-74-75—226
4. Kansas	946	6. David Edwards	76-74-79—229
4. Nebraska	946	9. Jaime Gonzalez	82-74-76—232
6. Kansas State	963		
7. Missouri	967		
8. Iowa State	974		

NCAA CHAMPIONSHIP AT HAMILTON, N.Y., JUNE 8-11

1. Houston	1197	1. Scott Simpson, Southern California	71-75-70-73—289
2. OKLAHOMA STATE	1205	4. Lindy Miller	76-72-71-76—295
3. Arizona State	1211	T5. David Edwards	76-73-73-74—296
3. Georgia	1211	T29. Tom Jones	75-79-76-76—306
5. Southern California	1212	T38. Jaime Gonzalez	80-78-77-73—308
6. Brigham Young	1219	88. Britt Harrison	78-80-77-86—321

(Oregon 1228, Florida 1230, Ohio State 1232, Wake Forest 1233, Texas A&M 1234, North Carolina 1240, San Jose State 1241, Georgia Southern 1247, San Diego State 1248, Stanford 1248, SMU 1252, Furman 1253, Indiana 1259, Fresno State 1259, - Missed cut—944, Kent State 945, Wichita State 947, Florida State 957, New Mexico 963, McNeese State 978, Delaware 982, Providence 984, Colgate)

FALL OF 1977

ALL-COLLEGE AT OKLAHOMA CITY, OKLA., SEPT. 21-23

1. Houston	863	1. John Stark, Houston	68-71-70—209
2. OKLAHOMA STATE	870	4. Lindy Miller	71-72-72—215
3. Oklahoma	881	5. Rafael Alarcon	70-76-71—217
4. Wichita State	882	8. Jim Woodward	71-75-72—218
5. Centenary	885	15. Bob Tway	71-74-75—220
6. SMU	889	T36. Jeff Walser	76-72-77—225
7. New Mexico	890	David Edwards	74-75-77—226

(Oklahoma City 893, Oral Roberts 893, Arkansas 896, Texas 899, LSU 900, Texas Tech 902, Pan American 904, Nebraska 904, North Texas State 912, Texas A&M 913, Tulsa 914, Central State 916, Kansas 924)

JIM CORBETT INVITATIONAL AT BATON ROUGE, LA., OCT. 18-21

1. OKLAHOMA STATE	1067	1. Mark Tinder, Oral Roberts	68-68-71—207
2. Oral Roberts	1077	3. David Edwards	72-70-69—211
3. Louisiana State	1090	4. Lindy Miller	69-69-74—212
4. Houston	1098	T5. Britt Harrison	72-73-69—214
5. Maryland	1122	T5. John Jones	70-73-71—214
6. Clemson	1126	7. Bob Tway	73-70-73—216
7. Alabama	1127	Jeff Walser	78-73-74—225

(Texas A&M 1128, Memphis State 1132, Troy State 1133, Texas 1135, Murray State 1166, Mississippi 1170, Mississippi State 1171)

HARVEY PENICK INVITATIONAL AT AUSTIN, TEXAS, NOV. 7-9

1. OKLAHOMA STATE	1095	1. Lindy Miller	70-68-74—212
2. Texas	1108	2. David Edwards	73-70-74—217
3. Oral Roberts	1113	T14. John Jones	74-70-78—222
4. Houston	1117	T14. Bob Tway	70-73-79—222
5. Louisiana State	1120	T14. Rafael Alarcon	71-75-76—222
6. New Mexico	1122	23. Britt Harrison	76-70-77—223

(Texas A&M 1134, North Texas State 1135, New Mexico State 1147, SMU 1147, Oklahoma 1152, Arkansas 1153, Centenary 1159, Texas Christian 1162, Pan American 1164, Lamar 1168, McNeese State 1181, Tulsa 1187, Louisiana Tech 1192, UT Arlington 1204)



1978 Pinehurst Intercollegiate Champions

SPRING OF 1978

PAN AMERICAN INTERCOLLEGIATE AT MONTERREY, MEXICO, FEB. 9-11

1. Brigham Young	865	1. David Edwards	68-70-72—210
2. OKLAHOMA STATE	874	2. Lindy Miller	69-73-70—212
		Rafael Alarcon	79-71-75—225
		Britt Harrison	74-77-76—227
		John Jones	75-74-82—231

PINEHURST INTERCOLLEGIATE AT PINEHURST, N.C., MARCH 14-16

1. OKLAHOMA STATE	1105	1. Gary Hallberg, Wake Forest	68-74-75—217
2. Wake Forest	1126	2. Lindy Miller	70-74-73—217*
2. North Carolina	1126	3. David Edwards	75-71-72—218
4. Georgia Southern	1132	Britt Harrison	75-72-75—222
5. Oral Roberts	1141	Rafael Alarcon	75-74-76—225
		John Jones	73-76-77—226
		Jeff Walser	74-74-78—226

MORRIS WILLIAMS INTERCOLLEGIATE AT AUSTIN, TEXAS, MARCH 24-26

1. OKLAHOMA STATE	870	1. Britt Harrison	75-70-69—214*
2. Texas	883	T2. Lindy Miller	76-65-73—214
2. Houston	883	T9. David Edwards	71-76-72—219
4. Wichita State	886	21. Rafael Alarcon	76-73-74—223
4. Texas A&M	886	50. John Jones	75-78-74—227
6. SMU	894	* - won playoff.	
7. Oral Roberts	895		

(New Mexico State 896, Louisiana Tech 896, Arkansas 901, Rice 904, Texas Christian 904, Nebraska 905, Lamar 912, McNeese State 918, Pan American 921, Colorado 927, Tulsa 929, Baylor 933, Minnesota 945, Missouri 959, Kansas 979)

OKLAHOMA INTERCOLLEGIATE AT SHAWNEE, OKLA., MARCH 30-31

1. Wichita State	879	1. Rafael Alarcon	71-70-71—212
2. OKLAHOMA STATE	885	T2. Jeff Walser	71-69-78—218
3. Oklahoma	891	John Jones	75-73-80—228
4. North Texas State	910	Jim Woodward	77-74-79—230
5. Tulsa	910	Bob Tway	74-77-80—231

(Iowa State 920, Missouri 925, Oral Roberts 928, West Texas State 936, Oklahoma City 937, Kansas 944, Kansas State 956)

WHEATSHOCKER CLASSIC AT WICHITA, KAN., APRIL 6-7

1. OKLAHOMA STATE "B"	872	1. Don Lee, Wichita State	70-64-75—209
2. Wichita State	873	2. Bob Tway	70-74-72—216
3. Oral Roberts	890	3. John Jones	72-73-72—217
4. TWC	907	T8. Rafael Alarcon	74-71-75—220
5. Nebraska	913	T8. Jim Woodward	74-71-75—220
6. Tulsa	914	Jeff Walser	73-75-75—223

(Missouri 922, West Texas State 924, Austin Peay 927, Iowa State 943, Kansas 950, Kansas State 957, Drake 975, Creighton 982, St. Louis 998, Friends 1012, Kansas Newman 1034)

ALL-AMERICAN INTERCOLLEGIATE AT HOUSTON, TEXAS., APRIL 12-15

1. OKLAHOMA STATE	1134	1. Bob Clampett, BYU	66-70-73-68—277
(tournament record—18)		3. Lindy Miller	72-65-72-70—279
2. Georgia	1145	4. Britt Harrison	70-71-69-70—280
3. Houston	1146	8. Rafael Alarcon	70-68-70-76—284
4. Brigham Young	1153	17. David Edwards	72-72-71-76—291
5. Arizona State	1181	31. Jeff Walser	71-75-72-77—295

(Weber State 1182, LSU 1183, Oregon 1185, New Mexico 1190, Texas A&M 1192, Arkansas 1194, Auburn 1194, Arizona 1195, Stanford 1197, Texas 1202, Lamar 1203, Pan American 1208, SMU 1210, Colorado 1211, Rice 1218, Texas Christian 1219, North Texas State 1221, New Mexico State 1228, Texas Tech 1230)



ALL-TIME RESULTS

SOUTHERN INTERCOLLEGIATE IN ATHENS, GA., APRIL 27-29

1. Georgia	862	1. Chip Beck, Georgia	69-75-68—212
2. OKLAHOMA STATE	874	T2. David Edwards	78-68-70—216
3. Georgia Southern	877	5. Britt Harrison	73-71-73—217
4. Oral Roberts	893	12. Lindy Miller	74-76-69—219
5. Florida	894	John Jones	71-78-73—222
6. South Carolina	897	Bob Tway	72-76-74—222

(Texas A&M 898, Houston 901, North Carolina 906, Alabama 908, Clemson 910, North Texas State 913, East Tennessee State 914, Tennessee 915, Marshall 919)

LABRON HARRIS, SR., INVITATIONAL AT STILLWATER COUNTRY CLUB, MAY 4-5

1. OKLAHOMA STATE	1032	1. Lindy Miller	70-66-63—199
2. Oral Roberts	1075	2. David Edwards	69-67-69—205
3. Wichita State	1079	T3. Britt Harrison	68-71-70—209
4. OKLAHOMA STATE "B"	1107	T4. Jeff Walser	69-71-69—209
		6. Rafael Alarcon	72-70-68—210
		Bob Tway	74-68-72—214
		John Jones	72-73-70—215
		Jim Woodward	73-78-78—229
		Jeff Jester	81-75-73—229
		Doug Kelly	72-75-83—230

BIG EIGHT CHAMPIONSHIP AT LAWRENCE, KAN., MAY 18-19

1. OKLAHOMA STATE	858	1. Lindy Miller	72-66-74—212
2. Nebraska	907	2. Britt Harrison	70-67-77—214
3. Colorado	916	4. David Edwards	78-66-75—219
4. Oklahoma	918	5. Rafael Alarcon	73-71-77—221
5. Missouri	943	6. Bob Tway	77-76-70—223
6. Kansas	947		
6. Iowa State	947		
8. Kansas State	957		

NCAA CHAMPIONSHIP AT EUGENE, ORE., JUNE 7-10

1. OKLAHOMA STATE	1140	1. David Edwards	71-69-69-209-72—281
(NCAA Team record until 1992)		T15. Lindy Miller	70-74-73-217-69—286
2. Georgia	1157	T15. Bob Tway	72-74-71-217-71—288
3. Arizona State	1160	T23. Britt Harrison	72-71-76-219-72—291
4. Brigham Young	1166	T23. Rafael Alarcon	67-77-75-219-83—302
5. North Carolina	1174	(Individual standings based on 54 holes)	

(Oral Roberts 1176, Wake Forest 1177, San Jose State 1181, Florida 1182, UCLA 1186, Oregon 1188, San Diego State 1190, Southern California 1193, Stanford 1196, Texas A&M 1199, Weber State 1199, South Carolina 1201, Houston 1202, Wichita State 1204, Ohio State 1206, Nebraska 1208—Missed cut—Fresno State 906, Texas 908, Temple 910, Bowling Green 912, New Mexico 921, Georgia Southern 927, Yale 960)

FALL OF 1978

ALL-COLLEGE INVITATIONAL AT OKLAHOMA CITY, OKLA, SEPT. 19-21

1. OKLAHOMA STATE	851	1. Rafael Alarcon	64-68-69—201
2. Centenary	857	Jim Woodward	73-73-70—216
3. Texas	861	Bob Tway	70-76-71—217
4. Oral Roberts	863	Bobby Heath	73-74-70—217
5. Wichita State	865	Jeff Walser	70-77-73—220
6. New Mexico	866	Jeff McMillian	76-73-75—224

(Nebraska 866, Texas Christian 871, Texas Tech 873, Oklahoma 878, North Texas 885, Central State 885, Arkansas 886, Oklahoma City 887, Kansas 899, Tulsa 905, Northeast Louisiana 906, New Orleans 915)

JIM CORBETT INVITATIONAL AT BATON ROUGE, LA., OCT. 3-6

1. Oral Roberts	842	1. Mark Tinder, Oral Roberts	72-63-69—204
2. Arizona State	846	T6. Rafael Alarcon	67-77-67—211
3. OKLAHOMA STATE	852	T6. Jeff Walser	69-69-73—211
4. Florida	860	Jim Woodward	70-75-69—214
5. LSU	863	Bob Tway	74-71-74—219
6. Houston	864	Jeff McMillian	75-74-76—225

(Maryland 867, Texas 867, North Carolina 871, Clemson 873, Texas A&M 873, Centenary 874, Alabama 875, Auburn 885, Memphis State 903)

OSU VS. OKLAHOMA DUAL AT STILLWATER, OKLA., OCT. 28

1. OKLAHOMA STATE	13.5	Rafael Alarcon	70
2. Oklahoma	2.5	Jim Woodward	71
		Jeff Walser	71
		Jeff McMillian	75
		Bob Tway	76

SOUTHWESTERN INTERCOLLEGIATE AT LOS ANGELES, CALIF.

1. Houston	1488	1. Corey Pavin, UCLA	287
2. Southern California	1493	Jim Woodward	72-72-77-71—292
3. OKLAHOMA STATE	1494	Britt Harrison	72-73-77-74—296
		Bob Tway	80-73-72-74—299
		Jeff Walser	73-77-73-77—300
		Eric Evans	76-78-75-78—307
		Jeff McMillian	87-72-74-75—308

SPRING OF 1979

PAN AMERICAN INTERCOLLEGIATE AT MONTERREY, MEXICO, FEB. 8-10

1. OKLAHOMA STATE	877	1. Griff Moody, Georgia	70-68-68—206
2. Wake Forest	882	T5. Rafael Alarcon	72-75-70—217
3. Georgia	883	T7. Bob Tway	70-77-71—218
4. Arizona State	884	T12. Britt Harrison	73-73-74—220
5. Texas	891	T20. Jeff Walser	75-74-73—222
6. Texas A&M	896	T31. Jim Woodward	75-75-75—225

(Texas Christian 896, BYU 899, Oral Roberts 902, Wichita State 904, Miami (Fla.) 904, Lamar 907, South Carolina 909, Auburn 914, Rice 916, Oklahoma 916, New Mexico State 920, North Texas State 921, Texas Tech 922, Pan American 925, Universidad Regiomontana-Monterrey Mexico- 935, Missouri 938, Colorado 946, Nuevo Leon-Monterrey Mexico-947, Tecnologico de Monterrey 997, Club Campestre de Monterrey 998)

PINEHURST INTERCOLLEGIATE AT PINEHURST, N.C., MAR. 13-15

1. North Carolina	1137	1. Britt Harrison	74-72-70—216
2. OKLAHOMA STATE	1141	T19. Jeff Walser	77-75-77—229
3. Oral Roberts	1144	T24. Bob Tway	77-74-79—230
4. Wake Forest	1148	T24. Rafael Alarcon	75-78-77—230
5. Texas A&M	1156	John Jones	77-79-81—237
6. Centenary	1157	Jim Woodward	81-83-83—247

(Clemson 1161, Houston 1163, North Carolina State 1164, Duke 1167, East Tennessee State 1169, Brevard 1169, South Carolina 1170, Temple 1174, Texas 1176, Virginia 1182, Wichita State 1191, Gardner-Webb 1192, Furman 1198, Rice 1204, North Carolina-Charlotte 1206, Kentucky 1207, Miami (Ohio) 1213, Elon 1225, Sandhills 1238, East Carolina 1245, Kansas 1245, Pembroke State 1253)

MORRIS WILLIAMS INTERCOLLEGIATE AT AUSTIN, TEXAS, MAR. 23-25

1. OKLAHOMA STATE	887	1. Payne Stewart, SMU	73-68-75—216
2. Wichita State	891	2. Britt Harrison	72-78-68—218
3. Arizona State	893	T5. Rafael Alarcon	75-68-78—221
4. Houston	894	T8. Bob Tway	77-72-73—222
4. Ohio State	902	T30. Jeff Walser	76-76-74—226
6. Texas Christian	907	T103. John Jones	84-81-80—245

(Oral Roberts 914, Texas 916, Centenary 916, SMU 916, New Mexico 919, North Texas State 922, Texas A&M 923, Rice 923, Colorado 927, New Mexico State 928, Lamar 930, Nebraska 933, Missouri, Pan American 946, Minnesota 956)

OKLAHOMA INTERCOLLEGIATE AT SHAWNEE, OKLA., MAR. 29-30

1. Wichita State	878	1. David Kedy, Oklahoma City	76-68-71—215
2. Tulsa	886	T3. Jim Woodward	74-71-71—216
3. OKLAHOMA STATE	892	T8. Eric Evans	72-74-75—221
4. Oklahoma City	897	Bobby Heath	79-77-71—227
5. Kansas	903	Jeff McMillian	79-74-75—228
6. Iowa State	913	John Jones	83-77-77—237

(Kansas State 917, West Texas State 926, Drake 978)

ALL-AMERICAN INTERCOLLEGIATE AT HOUSTON, TEXAS, APR. 4-7

1. Houston	1165	1. Scott Watkins, Arizona State	66-74-68-72—280
2. OKLAHOMA STATE	1166	3. Bob Tway	68-70-73-74—285
3. Georgia	1170	T13. Rafael Alarcon	73-74-71-73—291
4. Florida	1174	T31. Britt Harrison	74-72-75-74—295
5. Arizona State	1177	T34. Jeff Walser	72-77-74-73—296
6. Texas	1179	T83. Jim Woodward	77-81-78-76—312

(New Mexico 1183, Wichita State 1186, North Carolina 1186, Texas Christian 1191, Texas A&M 1196, North Texas State 1200, Oklahoma 1203, Weber State 1203, Arizona 1206, Auburn 1206, LSU 1208, Rice 1209)



1979 Morris Williams Intercollegiate Champions



ALL-TIME RESULTS

WHEATSHOCKER CLASSIC AT WICHITA, KAN., APR. 19-20

1. Wichita State	854	1. Mike Caster, Wichita State	68-69-68—205
2. Nebraska	881	2. Jim Woodward	72-69-70—211
3. OKLAHOMA STATE	883	Jeff McMillian	70-74-79—223
4. Oklahoma	888	Bob Heath	72-73-79—224
5. Texas Wesleyan	890	Eric Evans	76-76-76—228
6. Oklahoma City	892	John Jones	74-75-80—229

(Colorado 896, Missouri 898, Southern Illinois 905, Kansas 909, Iowa State 910, Tulsa 910, Cameron 913, Kansas State 916, West Texas State 935, Friends 938, Creighton 964, Kansas Newman 909, Dallas 989, Drake 995)

SOUTHERN INTERCOLLEGIATE AT ATHENS, GA., APR. 26-28

1. Georgia	874	1. Bob Tway	68-72-71—211
2. OKLAHOMA STATE	876	3. Rafael Alarcon	69-75-70—214
3. Oral Roberts	880	Britt Harrison	75-77-72—224
4.		Jeff Walser	74-73-80—227
		Jim Woodward	75-84-76—235

BIG EIGHT CHAMPIONSHIP AT LAWRENCE, KAN., MAY 3-4

1. OKLAHOMA STATE	888	1. Bob Tway	70-72-73—215
2. Colorado	915	T5. Jeff Walser	79-74-72—225
3. Kansas	919	T8. Rafael Alarcon	71-80-76—227
3. Nebraska	919	10. Britt Harrison	74-75-80—229
5. Missouri	928	T12. Eric Evans	79-78-84—231
6. Iowa State	937		
6. Oklahoma	937		
8. Kansas State	952		

NCAA CHAMPIONSHIP AT WINSTON SALEM, N.C., MAY 23-26

1. Ohio State	1189	T5. Bob Tway	73-73-71-80—297
2. OKLAHOMA STATE	1191	T5. Britt Harrison	77-73-71-76—297
3. Wake Forest	1196	T13. Rafael Alarcon	74-73-78-75—300
4. Brigham Young	1198	T35. Jeff Walser	75-76-77-76—304
5. New Mexico	1202	T72. Eric Evans	84-72-75-84—315

FALL OF 1979

ALL-COLLEGE INVITATIONAL AT OKLAHOMA CITY, OKLA., SEPT. 17-19

1. OKLAHOMA STATE	838*	1. Mark Tinder, Oral Roberts	66-68-70—204
2. Oral Roberts	838	2. Bob Tway	69-65-71—205
3. New Mexico	846	8. Rafael Alarcon	69-68-73—210
4. Centenary	847	10. Willie Wood	71-70-70—211
5. Colorado	850	T15. Jeff Walser	68-68-76—212
6. Oklahoma	858	T15. Kirk Maynard	68-69-75—212
*Won playoff		Eric Evans	69-76-70—215

(Texas 858, TCU 860, New Mexico State 860, Tulsa 863, Wichita State 867, SMU 870, Missouri 878, Kansas 882, Oklahoma City 882, Nebraska 882, Central State 883, Texas Tech 883)

JIM CORBETT INVITATIONAL AT BATON ROUGE, LA., OCT. 10-12

1. Houston	854	1. Hal Sutton, Centenary	70-68-70—208
2. Centenary	859	4. Willie Wood	73-68-71—212
3. Florida	861	7. Bob Tway	74-69-70—213
4. OKLAHOMA STATE	864	9. Jeff Walser	74-69-72—215
5. Clemson	874	Kirk Maynard	78-74-72—224
6. Texas A&M	875	Eric Evans	80-80-74—234

(Oral Roberts 875, Alabama 883, LSU 883, Florida State 883, North Carolina 890, Arizona State 891, Maryland 900, Texas 904, SMU 908, Memphis State 914)

MORTON BRASWELL INTERCOLLEGIATE AT SHREVEPORT, LA., OCT. 21-22

1. Houston	715	1. Billy Tuten, Houston	67-73—140
2. Oral Roberts	744	T7. Rafael Alarcon	75-71—146
3. Centenary	747	9. Willie Wood	75-72—147
4. OKLAHOMA STATE	748	Jeff Walser	72-76—148
5. LSU	758	Bob Tway	79-74—153
6. Texas A&M	760	Jeff McMillian	79-75—154
7. North Texas State	769	Bobby Heath	76-81—157

(Lamar 770, Texas 772, SMU 797, Oklahoma City 797, Mississippi 797)

SOUTHWESTERN INTERCOLLEGIATE AT LOS ANGELES, CALIF., NOV. 15-17

1. UCLA	1466	1. David Lee, Arizona State	72-70-71-70—283
2. Brigham Young	1488	6. Willie Wood	71-72-75-73—291
3. OKLAHOMA STATE	1493	11. Jeff Walser	73-73-78-73—297
3. Arizona State	1493	Jeff McMillian	71-73-78-77—299
5. Southern California	1495	Eric Evans	75-76-74-77—302
6. Houston	1500	Bob Tway	77-72-78-77—304
7. Fresno State	1515	Bobby Heath	78-77-77-76—308

(San Diego State 1522, Arizona 1531, Oregon 1556, New Mexico 1564, Stanford 1566)

SPRING OF 1980

PAN AMERICAN INTERCOLLEGIATE AT MONTERREY, MEXICO, FEB. 7-9

1. OKLAHOMA STATE	849	1. Bob Tway	65-70-66—201
2. Brigham Young	865	T5. Jeff Walser	69-69-76—214
3. Oral Roberts	877	T7. Eric Evans	75-70-71—216
4. Texas Christian	883	11. Willie Wood	73-70-75—218
5. Texas	884	Rafael Alarcon	73-71-78—222

(Texas A&M 886, Arizona State 891, Houston 892, Auburn 900, Georgia 902, Oklahoma 904, Wichita State 904, North Carolina 906, Wake Forest 906, North Texas 908, Colorado 908, Pan American 911, Rice 918, Miami 919, Lamar 928, New Mexico State 929)

RAFAEL ALARCON INTERCOLLEGIATE AT GUADALAJARA, MEXICO, FEB. 28-MAR. 1

1. Texas A&M	879	1. Jeff Walser	74-75-69—218
2. OKLAHOMA STATE	882	T5. Willie Wood	79-71-69—219
3. Houston	893	10. Rafael Alarcon	78-72-72—222
4. Texas	896	11. Bob Tway	71-72-80—223
5. Florida	906	Eric Evans	75-83-74—232

(TCU 924, New Mexico State 924, Wichita State 951, Missouri 957)

PINEHURST INTERCOLLEGIATE AT PINEHURST, N.C., MAR. 11-13

(snow shortened to 27 holes)

1. Wake Forest	561	1. Hal Sutton, Centenary	74-34—108
2. Texas A&M	567	T5. Willie Wood	72-39—111
3. Centenary	570	T5. Jeff Walser	77-34—111
3. North Carolina	570	12. Bob Tway	73-39—112
3. Clemson	570	Eric Evans	77-42—119
6. Florida	571	Rafael Alarcon	77-43—120
7. OKLAHOMA STATE	572	Jeff McMillian	78-42—120

(LSU 574, North Carolina State 576, Florida State 577, South Carolina 578, Duke 580, Oral Roberts 581, Oklahoma 584, Eastern Kentucky 600, East Tennessee State 600)

IRON DUKE CLASSIC AT DURHAM, N.C., MAR. 15-17

1. OKLAHOMA STATE	1066	1. Frank Fuhrer, North Carolina	67-69-71—207
2. Wake Forest	1073	T2. Willie Wood	68-72-69—209
3. Oral Roberts	1079	T6. Jeff Walser	74-70-69—213
4. North Carolina	1091	T6. Bob Tway	71-72-70—213
5. Tennessee	1094	T9. Eric Evans	74-73-68—215
6. North Carolina State	1109	Rafael Alarcon	73-74-71—218
7. Duke	1117	Jeff McMillian	72-76-74—222

(Eastern Kentucky 1124, Alabama 1125, James Madison 1129, Memphis State 1130, Tulsa 1132, Virginia 1136, Appalachian State 1137, Duke "B" 1138, Austin Peay 1138, Temple 1143, Virginia Tech 1148, Old Dominion 1149, Miami 1166, Ohio 1172, East Carolina 1181, William & Mary 1182, Navy 1208)

MORRIS WILLIAMS INTERCOLLEGIATE AT AUSTIN, TEXAS, MAR. 28-30

1. Houston	866	1. Fred Couples, Houston	68-76-68—212
2. OKLAHOMA STATE	872	T4. Rafael Alarcon	67-76-72—215
3. Oral Roberts	878	T8. Eric Evans	67-77-72—216
4. Texas Christian	883	18. Jeff Walser	72-78-70—220
4. Wichita State	883	T19. Bob Tway	73-76-72—221
5. TCU	883	T25. Willie Wood	74-77-71—222

(Texas A&M 885, Texas 885, Texas Tech 895, Pan American 895, Ohio State 897, New Mexico State 912, Tulsa 913)

ALL-AMERICAN INTERCOLLEGIATE AT HOUSTON, TEXAS, APR. 2-5

1. OKLAHOMA STATE	1147	1. Drew Butler, South Florida	70-70-72-70—282
2. Houston	1152	2. Jeff Walser	69-72-71-71—283
3. Texas Christian	1155	T8. Bob Tway	71-71-72-72—287
3. Texas	1155	Willie Wood	73-72-73-71—288
5. Florida	1162	Eric Evans	69-72-76-72—289
6. South Florida	1165	Rafael Alarcon	74-77-75-75—301

(Oral Roberts 1170, North Carolina 1173, Texas A&M 1180, Rice 1184, Lamar 1185, Nebraska 1189, Furman 1191, Colorado 1193, Arizona 1194, Wichita State 1199, Oklahoma 1288, Houston Baptist 1216)

WHEATSHOCKER CLASSIC AT WICHITA, KAN., APR. 17-18

1. Oral Roberts	863	1. Bryan Norton, Oral Roberts	76-69-70—215
2. Oklahoma	869	T8. Kirk Maynard	74-71-73—218
3. Wichita State	881	Jeff McMillian	80-70-73—223
4. Cameron	890	Bobby Heath	74-76-77—227
4. Tulsa	890	Talbert Griffin	77-78-77—232
6. Nebraska	894	Gary Bayly	76-78-80—234

(Texas Wesleyan 894, **OKLAHOMA STATE 896**, Oklahoma City 906, Iowa State 911, Southern Illinois 915, Missouri 920, Central State 925, Kansas State 936, Kansas Newman 990, Univ. of Dallas 1001)

CHRIS SCHENKEL INTERCOLLEGIATE AT STATESBORO, GA., APR. 25-27

1. OKLAHOMA STATE	862*	1. Hal Sutton, Centenary	71-72-69—212
2. Florida	862	T7. Bob Tway	74-74-67—215
3. Georgia Southern	872	T9. Rafael Alarcon	75-65-76—216
4. E. Tennessee State	879	T9. Willie Wood	75-69-72—216
4. Wake Forest	879	T21. Eric Evans	71-74-75—220
5. Clemson	880	T21. Jeff Walser	73-74-73—220

* - won playoff.

(North Carolina State 880, Centenary 882, Ohio State 885, Florida State 886, LSU 886, South Carolina 887, Tennessee 888, Georgia 890, Auburn 891, Austin Peay 900, Eastern Kentucky 908, Duke 910, Memphis State 913, Virginia 925, Georgia Tech 933, Mississippi State 949)



ALL-TIME RESULTS

SPRING OF 1981

PAN AMERICAN INTERCOLLEGIATE AT MONTERREY, MEXICO, FEB. 5-7

1. Oral Roberts	867	1. Ron Commans, Southern California	67-71-73—211
2. Brigham Young	875	T2. Bob Tway	75-70-68—213
3. Southern California	878	Willie Wood	73-75-74—222
4. OKLAHOMA STATE	879	Tommy Moore	73-73-76—222
4. Florida State	879	Jeff McMillian	74-71-77—222
6. Arizona State	888	Andy Dillard	75-75-78—228

(Stanford 891, Texas 891, Centenary 894, Houston 897, Georgia Southern 898, Oklahoma 902, New Mexico State 902, Wichita State 905, Texas A&M 908, UCLA 908, Texas Christian 912, Lamar 929, Pan American 951)

LAMAR INTERCOLLEGIATE AT BEAUMONT, TEXAS, FEB. 16-17

1. Houston	862	1. John Slaughter, Houston	65-70-76—211
2. OKLAHOMA STATE	879	T4. Willie Wood	71-73-71—215
3. Texas	890	T8. Bob Tway	72-71-75—218
4. Texas A&M	900	T8. Tommy Moore	73-71-74—218
5. Lamar	903	Jeff McMillian	75-72-81—228
6. Centenary	907	Andy Dillard	78-72-78—228

(North Texas 910, Texas Christian 914, Rice 921, Univ. Southern Louisiana 926, Tulsa 938, N.E. Louisiana 948, Pan American 949, Louisiana Tech 966, Baylor 969)

RAFAEL ALARCON INTERCOLLEGIATE AT GUADALAJARA, MEXICO, MAR. 12-14

1. OKLAHOMA STATE	878	1. Bob Tway	67-70-70—207
1. Brigham Young	878	3. Willie Wood	71-72-70—213
3. Georgia	884	Tommy Moore	79-73-76—228
4. Oral Roberts	889	Ignacio De Leon	77-79-74—230
5. San Jose State	897	Andy Dillard	77-78-79—234

(Wake Forest 899, Houston 899, Southern California 900, Texas 902, North Carolina 902, Fresno State 903, Texas A&M 907, Florida 917)

MORRIS WILLIAMS INTERCOLLEGIATE AT AUSTIN, TEXAS, MAR. 27-29

1. Houston	858	T1. Andy Dillard	70-74-69—213
2. OKLAHOMA STATE	871	T22. Willie Wood	74-73-72—219
3. Texas A&M	875	T22. Tommy Moore	72-75-72—219
3. Oklahoma	875	27. Kirk Maynard	78-73-69—220
5. Texas	876	Ignacio De Leon	75-80-74—229
6. Oral Roberts	877		

(Colorado 882, Tulsa 882, New Mexico 892, Minnesota 895, North Texas State 895, Nebraska 897, Texas Christian 899, Stanford 905, Centenary 907, Arkansas 908, Missouri 913, Baylor 918, Lamar 919, Texas Tech 935, Wichita State 937, Pan American 942)

ALL-AMERICAN INTERCOLLEGIATE AT HOUSTON, TEXAS, APR. 1-4

1. OKLAHOMA STATE	1178	1. Willie Wood	70-70-72-71—283
2. Louisiana State	1187	4. Bob Tway	76-68-71-75—290
3. Houston	1188	Tommy Moore	71-75-78-77—301
4. Florida	1199	Andy Dillard	77-73-80-74—304
5. Centenary	1202	Kirk Maynard	78-77-86-77—318

(Texas 1204, Oklahoma 1204, Texas A&M 1206, Arizona State 1211, South Florida 1211, Nebraska 1212, New Mexico State 1212, North Texas State 1214, New Mexico 1215, Colorado 1218, Arkansas 1234, Rice 1241, Furman 1249)

WHEATSHOCKER INVITATIONAL AT WICHITA, KAN., APR. 16-17

1. OKLAHOMA STATE	855	1. Bob Tway	64-72-71—207
2. North Texas	874	2. Willie Wood	67-71-70—208
3. Lamar	881	9. Tommy Moore	72-69-77—218
4. Central State	888	10. Andy Dillard	68-75-76—219
4. Cameron	888	28. Eric Evans	75-78-73—226
6. Oklahoma	889	28. Nacho De Leon	75-75-76—226

(Texas Wesleyan 891, Nebraska 892, Tulsa 895, Missouri 898, Wichita State 899, Illinois State 904, Oklahoma City 912, Southern Illinois 926, Friends 933, Bradley 934, Coffeyville 934, Iowa State 941, Kansas 946, Kansas State 964, Drake 1004)



1980 NCAA Champions

BIG EIGHT CHAMPIONSHIP AT LAWRENCE, KAN., MAY 12-13

1. OKLAHOMA STATE	868	1. Rafael Alarcon	69-73-71—213
2. Colorado	891	2. Bob Tway	70-69-75—214
2. Kansas	891	4. Willie Wood	77-76-74—217
4. Oklahoma	901	T13. Eric Evans	76-74-76—226
5. Nebraska	903	T18. Jeff Walser	75-75-78—228
6. Iowa State	904		
7. Missouri	922		
8. Kansas State	950		

NCAA CHAMPIONSHIP AT COLUMBUS, OHIO, MAY 28-31

1. OKLAHOMA STATE	1173	1. Jay Don Blake, Utah State	69-71-71-72—283
2. Brigham Young	1177	3. Rafael Alarcon	70-72-72-71—285
3. Oral Roberts	1178	T7. Bob Tway	69-74-77-71—291
4. Ohio State	1184	T31. Eric Evans	73-76-78-73—300
4. Texas Christian	1184	T54. Jeff Walser	79-77-71-77—304
6. Tennessee	1188	T76. Willie Wood	80-74-82-73—309

(Georgia Southern 1195, Southern California 1198, Centenary 1201, Florida 1209, Fresno State 1209, Clemson 1213, Texas 1213, Florida State 1215, Texas A&M 1217 – Missed cut – Colorado 909, Wake Forest 910, Houston 912, San Jose State 914, Indiana 916, Arizona State 916, San Diego State 917, Weber State 919, UCLA 920, Pacific 920, East Tennessee State 921, Ohio 926, Temple 928, Princeton 946, Connecticut 968)

FALL OF 1980

ALL-COLLEGE INVITATIONAL AT OKLAHOMA CITY, OKLA., SEPT. 22-24

1. Oral Roberts	843	1. Joe Rasset, Oral Roberts	68-67-69—204
2. OKLAHOMA STATE	844	T2. Bob Tway	68-69-72—209
3. Texas	845	T2. Jeff McMillian	69-67-73—209
4. Central State	851	T5. Willie Wood	68-69-73—210
5. Tulsa	858	Kirk Maynard	74-68-74—216
6. N. Texas State	861	Tommy Moore	72-77-70—219
7. Oklahoma	862	Ignacio De Leon	73-72-77—222

(Texas Christian 866, Nebraska 875, Arkansas 879, Houston Baptist 883, Missouri 886, Wichita State 887, Oklahoma City 899, Texas Tech 900, Kansas 910)

JIM CORBETT INVITATIONAL AT BATON ROUGE, LA., OCT. 8-10

1. Oral Roberts	858	1. Joe Rasset, Oral Roberts	67-69-70—206
2. OKLAHOMA STATE	859	T2. Willie Wood	70-66-73—209
2. Centenary	859	5. Tommy Moore	72-71-69—212
3. Southern California	861	Andy Dillard	76-79-66—221
4. Louisiana State	864	Jeff McMillian	72-76-74—222
5. Houston	867	Eric Evans	79-78-70—227

(Florida 868, Arizona State 870, Texas 872, Florida State 878, Texas Christian 885, Texas A&M 886, Memphis State 887, Alabama 890, Mississippi 903)

STANFORD FALL INTERCOLLEGIATE AT PALO ALTO, CALIF., OCT. 30- NOV. 1

1. Arizona State	1084	1. Joe Rasset, Oral Roberts	72-67-69—208
2. Oral Roberts	1088	T2. Bob Tway	70-69-69—211
3. OKLAHOMA STATE	1093	T11. Willie Wood	72-71-73—216
4. Brigham Young	1094	Andy Dillard	74-72-73—219
5. Southern California	1100	Tommy Moore	74-74-76—224
6. UCLA	1109	Eric Evans	76-72-77—225
7. Houston	1111	Jeff McMillian	78-72-77—227

(Utah State 1114, Texas 1118, Centenary 1122, New Mexico 1122, Pacific 1122, North Carolina 1123, Ohio State 1125, Fresno State 1126, Stanford "Red" 1126, Oregon 1129, Texas A&M 1130, San Jose State 1131, Weber State 1132, Colorado 1139, Arizona 1151, San Diego State 1152, Stanford "White" 1155)



The Cowboys at Augusta National in 1980



ALL-TIME RESULTS

CHRIS SCHENKEL INVITATIONAL AT STATESBORO, GA., APR. 24-25

1. OKLAHOMA STATE	861	1. Bob Tway	73-69-65—207
2. Wake Forest	870	3. Willie Wood	74-66-72—212
3. Florida	872	Eric Evans	75-75-72—222
4. Ohio State	876	Andy Dillard	74-73-76—223
5. Centenary	878	Jeff McMillian	77-75-73—225

(Georgia 883, LSU 884, Georgia Southern 887, South Carolina 889, Florida State 889, Tennessee 893, Auburn 894, North Carolina State 898, Alabama 899, North Carolina 903, Murray State 909, Purdue 911, East Tennessee State 912, Clemson 912, Miami 926, Augusta 943, Georgia Tech 945)

BIG EIGHT CHAMPIONSHIP AT LAWRENCE, KAN., MAY 11-12

1. OKLAHOMA STATE	857	1. Terry Kahl, Colorado	72-68-71—211
2. Colorado	864	T2. Bob Tway	72-70-71—213
3. Nebraska	878	T2. Eric Evans	73-72-68—213
4. Oklahoma	908	T5. Willie Wood	73-69-72—214
5. Kansas	909	10. Tommy Moore	72-74-75—221
5. Missouri	909	11. Andy Dillard	69-77-76—222
7. Iowa State	930		
8. Kansas State	960		

NCAA CHAMPIONSHIP AT PALO ALTO, CALIF., MAY 27-30

1. Brigham Young	1161	T5. Bob Tway	73-70-74-70—287
2. Oral Roberts	1163	T20. Willie Wood	74-74-72-71—291
3. Houston	1170	Andy Dillard	78-73-73-73—297
4. OKLAHOMA STATE	1171	Tommy Moore	72-78-73-78—301
5. Arizona State	1172	Eric Evans	83-79-79-73—314

(Georgia 1176, New Mexico 1180, Tennessee 1180, Wake Forest 1182, Texas A&M 1183, Colorado 1185, Southern California 1185, Utah State 1186, Florida 1188, Florida State 1189, Texas 1191 – Missed Cut – Alabama 892, Fresno State 894, San Jose State 894, North Carolina 894, San Diego State 895, Centenary 896, Stanford 898, Ohio State 899, LSU 902, Purdue 902, Oregon 904, New Mexico State 908, Temple 911, Oklahoma 916)

FALL OF 1981

ALL-COLLEGE INVITATIONAL AT OKLAHOMA CITY, OKLA., SEPT. 23-25

1. OKLAHOMA STATE	853	1. Tracy Phillips	69-67-68—204
2. Texas	861	T5. Willie Wood	66-73-76—215
2. Cameron	861	T12. Tommy Moore	73-73-72—218
4. North Texas State	866	T37. Andy Dillard	70-74-78—222
5. Texas Christian	868	T37. Jeff McMillian	70-77-75—222
6. Oral Roberts	869	47. Eric Evans	70-74-80—224

(Oklahoma 869, Centenary 870, Florida 880, Missouri 883, Houston Baptist 890, Lamar 890, Tulsa 893, Oklahoma City 896, Colorado 899, Central State 899, Wichita State 900, Arkansas 910)

MORTON BRASWELL INVITATIONAL AT SHREVEPORT, LA., OCT. 4-5

1. UCLA	890	1. Willie Wood	73-73-74—220
2. OKLAHOMA STATE	893	2. Tommy Moore	77-71-73—221
3. Texas A&M	920	T11. Andy Dillard	74-75-77—226
4. North Texas State	926	T11. Tracy Phillips	72-74-80—226
5. Mississippi	927	15. Jeff McMillian	76-80-72—228

(Centenary 938, Texas 942, Lamar 948, N.E. Louisiana 955, Louisiana Tech 994)

LSU NATIONAL INVITATIONAL AT BATON ROUGE, LA., OCT. 7-9

1. UCLA	831	1. Jay Delsing, UCLA	71-66-65—202
2. OKLAHOMA STATE	835	T2. Tommy Moore	68-68-71—207
3. Arizona State	850	4. Andy Dillard	71-67-70—208
3. Houston	850	T5. Willie Wood	72-68-69—209
5. Georgia	851	T9. Jeff McMillian	71-69-71—211
6. Florida	854	Tracy Phillips	72-71-74—217

(Oklahoma 858, Texas A&M 860, Texas 861, North Carolina 861, LSU 868, BYU 871, Centenary 871, Oral Roberts 873, Florida State 876)

HARVEY PENICK INVITATIONAL AT AUSTIN, TEXAS., NOV. 9-11

1. OKLAHOMA STATE	1092	1. Tracy Phillips	74-69-67—210
2. Texas	1094	5. Willie Wood	72-71-72—215
3. Houston	1100	Tommy Moore	74-72-76—222
4. Oklahoma	1112	Philip Walton	77-74-71—222
5. Texas A&M	1113	Jeff McMillian	76-73-74—223
6. Oral Roberts	1119	Eric Evans	79-73-72—224

(Eastern Kentucky 1124, Tulsa 1132, Lamar 1132, Houston Baptist 1139, N.E. Louisiana 1141, Arkansas 1147, Oklahoma City 1149, Texas Christian 1150, Centenary 1153, New Mexico State 1153, Baylor 1181, Texas Tech 1187, Rice 1190, Pan American 1193, UT Arlington 1197)

SPRING OF 1982

PAN AMERICAN INTERCOLLEGIATE AT MONTERREY, MEXICO, FEB. 11-13

1. OKLAHOMA STATE	853	1. Willie Wood	67-66-68—201
2. Florida State	857	T7. Tommy Moore	76-69-70—215
3. Brigham Young	867	T12. Tracy Phillips	73-73-72—218
4. Texas A&M	879	T15. Philip Walton	76-71-72—219
5. Texas	880	17. Andy Dillard	74-72-74—220

(Oklahoma 884, Oral Roberts 889, Lamar 893, Stanford 897, Missouri 903, Texas Christian 904, Centenary 915, Pacific 921, Wichita State 922, N.E. Louisiana 924)

HENRY HOMBERG INTERCOLLEGIATE AT BEAUMONT, TEXAS, FEB. 20-22

1. Houston	861	1. Andrew Magee, Oklahoma	71-70-70—211
2. Oklahoma	868	T4. Tracy Phillips	75-72-68—215
3. OKLAHOMA STATE	870	T12. Tommy Moore	72-74-71—217
4. Oral Roberts	879	T13. Willie Wood	75-72-71—218
5. Texas A&M	881	Philip Walton	75-72-73—220
6. Lamar	884	Andy Dillard	75-72-79—226

(Texas 889, North Texas State 901, Arkansas 904, Centenary 905, Texas Christian 908, Missouri 911, New Mexico State 914, Houston Baptist 915, N.E. Louisiana 919, McNeese State 938, Tulsa 938, Illinois 943, New Orleans 946, Pan American 953, Oklahoma City 956)

RAFAEL ALARCON INTERCOLLEGIATE AT GUADALAJARA, MEXICO, MAR. 11-13

1. Oklahoma	853	1. Andrew Magee, Oklahoma	64-73-70—207
2. Wake Forest	855	T5. Tracy Phillips	72-67-72—211
3. Brigham Young	856	Tommy Moore	66-75-74—215
4. Florida	857	Philip Walton	75-76-72—223
5. Arizona State	859	Marcelo Stallone	75-73-76—224
6. North Carolina	862	Willie Wood	73-75-77—225
7. Texas	869		
8. OKLAHOMA STATE	870		

(Texas A&M 871, Southern California 871, Georgia 876, Fresno State 885, Florida Southern 891, U.A.G. #1 945, U.A.G. #2 990)

MORRIS WILLIAMS INTERCOLLEGIATE AT AUSTIN, TEXAS, MAR. 26-28

1. OKLAHOMA STATE	578	1. Rick Cramer, Colorado	68-70—138
2. Oklahoma	582	2. Tommy Moore	70-70—140
3. Houston	584	T3. Willie Wood	71-71—142
4. Texas	586	Tracy Phillips	76-71—147
5. New Mexico State	590	Andy Dillard	75-74—149
6. Colorado	591	Jeff McMillian	74-77—151

(Lamar 596, Texas A&M 598, North Texas 602, Oral Roberts 603, Texas Christian 605, Texas Tech 606, Houston Baptist 608, Eastern Kentucky 609, Arkansas 609, New Mexico 613, Missouri 613, Centenary 618, Tulsa 618, Wichita State 619, Nebraska 619, Minnesota 628, Baylor 633, Pan American 645)

ALL-AMERICAN INTERCOLLEGIATE AT HOUSTON, TEXAS, MAR. 31-APR. 3

1. Houston	1156	1. John Slaughter, Houston	69-72-70-73—284
2. OKLAHOMA STATE	1161	2. Tommy Moore	73-67-72-74—286
3. Texas	1184	T3. Willie Wood	67-69-73-80—289
4. Oral Roberts	1185	T7. Jeff McMillian	77-66-73-75—291
5. Oklahoma	1191	T17. Tracy Phillips	72-74-74-75—295
6. Florida	1195	T17. Andy Dillard	70-71-77-77—295

(Houston Baptist 1201, Texas A&M 1202, Nebraska 1209, New Mexico 1209, Centenary 1210, LSU 1211, North Texas State 1212, Colorado 1214, Arizona 1219, New Mexico State 1232, St. Thomas 1237, Rice 1239)

WHEATSHOCKER INVITATIONAL AT WICHITA, KAN., APR. 15-16

1. OKLAHOMA STATE	886	1. Tommy Moore	75-70-75—220
2. Oklahoma	904	2. Andy Dillard	68-79-74—221
3. Texas Wesleyan	905	T3. Philip Walton	75-70-77—222
4. Oral Roberts	908	Jeff McMillian	76-76-75—227
5. Cameron	914	Eric Evans	78-72-78—228
6. Central State	918	Marcelo Stallone	76-79-76—231

(Kansas 928, Nebraska 933, Tulsa 936, Wichita State 938, Missouri 944, Oklahoma City 944, Illinois State 951, Iowa State 952, Coffeyville Comm. College 957, Bradley 958, Wyoming 962, Southern Illinois 974, Kansas State 984, Friends 995)

CHRIS SCHENKEL INVITATIONAL AT STATESBORO, GA., APR. 23-25

1. OKLAHOMA STATE	860	1. Willie Wood	73-68-71—212
2. Tennessee	873	2. Andy Dillard	71-74-68—213
3. North Carolina State	877	T4. Philip Walton	68-74-73—215
4. North Carolina	879	Jeff McMillian	76-74-74—224
5. Georgia	880	Tracy Phillips	72-79-76—227

(Alabama 883, Wake Forest 885, Ohio State 885, Miami 890, Auburn 895, Florida 896, Florida State 901, Georgia Southern 902, South Carolina 902, LSU 905, Marshall 911, Centenary 912, Georgia Tech 928)

BIG EIGHT CHAMPIONSHIP AT LAWRENCE, KAN., MAY 10-11

1. OKLAHOMA STATE	870	1. Willie Wood	69-71-71—211*
2. Oklahoma	886	2. Tracy Phillips	67-72-72—211
3. Nebraska	908	T11. Tommy Moore	75-77-74—226
4. Colorado	909	T15. Andy Dillard	77-75-75—227
5. Kansas	910	Philip Walton	72-78-80—230
6. Missouri	916		
7. Iowa State	932		
8. Kansas State	959	* — Won in playoff.	

NCAA CHAMPIONSHIP AT PINEHURST, N.C., MAY 26-29

1. Houston	1141	1. Billy Ray Brown, Houston	70-75-65-70—280
2. OKLAHOMA STATE	1151	2. Andy Dillard	72-69-71-70—282
3. Arizona State	1156	T16. Philip Walton	71-72-72-74—289
4. Texas A&M	1161	T32. Willie Wood	74-70-74-74—292
5. Brigham Young	1162	T43. Tommy Moore	72-73-77-72—294
6. UCLA	1163	T49. Tracy Phillips	76-73-71-75—295

(Texas 1165, North Carolina State 1167, North Carolina 1170, Miami 1173, Wake Forest 1173, Weber State 1175, San Jose State 1176, San Diego State 1178, Ohio State 1180 – Missed cut – Clemson 882, Oklahoma 885, Georgia 886, Southern California 889, Ball State 892, North Texas 892, Tennessee 893, Oral Roberts 894, Long Beach State 902, New Mexico 902, Florida State 903, East Tennessee State 905, American 906, Temple 909, Indiana 910, Holy Cross 992)



ALL-TIME RESULTS

FALL OF 1982

ALL-COLLEGE INVITATIONAL AT OKLAHOMA CITY, OKLA., SEPT. 22-24

1. OKLAHOMA STATE	836	1. Andy Dillard	66-66-71—203
2. North Texas	862	T2. Tracy Phillips	69-69-71—209
3. Oklahoma	870	T5. Tommy Moore	71-70-71—212
4. Missouri	873	T5. Scott Verplank	72-71-69—212
5. Texas Christian	879	Willie Wood	75-75-68—218
6. Oral Roberts	882	Jeff Maggert	75-75-71—221

(Oklahoma City 882, Kansas 883, Central State 884, Houston Baptist 884, Wichita State 888, Centenary 890, Arkansas 892, Tulsa 915)

LSU NATIONAL INVITATIONAL AT BATON ROUGE, LA.

1. Texas	562	1. Mark Brooks, Texas	69-69—138
2. Oral Roberts	570	Andy Dillard	71-73—144
3. Texas A&M	574	Tracy Phillips	71-75—146
4. Oklahoma	578	Tommy Moore	73-73—146
4. Weber State	578	Willie Wood	75-72—147
6. OKLAHOMA STATE	579	Philip Walton	76-71—147
6. Arizona State	579		
6. Louisiana State	579		

(Florida State 581, Lamar 584, Florida 584, Mississippi State 585, Mississippi 588, Miami 539, Tennessee 611)

FRESNO-PEPSI CLASSIC AT FRESNO, CALIF., OCT. 28-30

1. OKLAHOMA STATE	573	T1. Willie Wood	71-70—141
2. Texas A&M	582	T4. Scott Verplank	72-70—142
3. Southern California	588	T11. Tommy Moore	71-74—145
4. Weber State	588	Tracy Phillips	74-72—146
5. Oral Roberts	591	Andy Dillard	73-77—150

(BYU 593, Wake Forest 594, Houston 595, Long Beach State 595, Oklahoma 596, Oregon 596, Duke 599, Fresno State II 599, Lamar 599, Texas 599, Reno 604, San Jose State 604, Stanford 605, UCLA 605, USIU 605, North Carolina 607, Arizona State 607, Arizona 609, New Mexico 612, San Diego State 612)

SOUTHWESTERN INTERCOLLEGIATE AT LOS ANGELES, CALIF., NOV. 1-3

1. OKLAHOMA STATE	1143	1. Willie Wood	69-69-71-71—280
2. Brigham Young	1146	2. Tommy Moore	67-76-71-68—282
3. Oklahoma	1168	T8. Scott Verplank	73-72-71-74—290
4. Southern California	1179	11. Andy Dillard	75-70-74-74—293
5. UCLA	1188	Tracy Phillips	73-76-75-75—299

(Oregon 1207, Fresno State 1211, Arizona State 1215, Weber State 1223, Stanford 1233, San Diego State 1235, New Mexico 1256)

SPRING OF 1983

PAN AMERICAN INTERCOLLEGIATE AT MONTERREY, MEXICO, FEB. 10-12

1. Texas	853	1. Brandel Chamblee, Texas	65-69-70—204
2. OKLAHOMA STATE	854	3. Tracy Phillips	69-68-74—211
3. Brigham Young	867	T5. Willie Wood	68-73-73—214
4. Texas A&M	871	Tommy Moore	71-74-71—216
4. Florida State	871	Andy Dillard	73-73-71—217
6. Missouri	879	Scott Verplank	73-70-79—222

(Lamar 884, New Mexico State 892, Houston Baptist 894, Wichita State 904, Arkansas 909, Centenary 928, Pan American 956)



1982 Southwestern Intercollegiate Champions

HENRY HOMBERG AT BEAUMONT, TEXAS, FEB. 24-27

1. Texas	876	1. Mark Brooks, Texas	69-68-76—216
2. Houston	880	T2. Tommy Moore	73-70-74—217
3. Lamar	883	Philip Walton	76-78-71—225
4. Texas A&M	892	Tracy Phillips	75-76-75—226
5. Oklahoma	897	Willie Wood	77-81-75—233
6. OKLAHOMA STATE	899	Andy Dillard	75-82-76—233

(Houston Baptist 904, New Mexico State 907, Missouri 916, LSU 919, N.E. Louisiana 919, Arkansas 920, UTEP 921, Fresno State 921, Texas Christian 923, Oral Roberts 928, North Texas State 929, Lamar 933, Oklahoma City 936, Illinois 945, Centenary 948, Pan American 965, New Orleans 966, Louisiana Tech 970)

RAFAEL ALARCON INTERCOLLEGIATE AT GUADALAJARA, MEXICO, MAR. 10-12

1. OKLAHOMA STATE	861	1. Brandel Chamblee, Texas	68-70-71—209
2. Texas A&M	864	T3. Scott Verplank	71-70-71—212
3. Brigham Young	867	T8. Andy Dillard	67-76-73—216
4. North Carolina	871	T10. Tommy Moore	71-77-69—217
5. Texas	872	Willie Wood	72-73-74—219
6. Oklahoma	875	Tracy Phillips	81-74-74—229

(UCLA 880, Lamar 885, Florida 888, Wake Forest 889, Southern California 894, Missouri 896, Arizona State 899)

MORRIS WILLIAMS INTERCOLLEGIATE AT AUSTIN, TEXAS, MAR. 25-27

1. Texas	878*	1. Greg Turner, Oklahoma	72-71-69—212
2. Houston	878	T7. Tommy Moore	72-75-73—220
3. Oklahoma	882	T7. Scott Verplank	74-74-72—220
4. OKLAHOMA STATE	886	Philip Walton	74-71-78—223
5. Texas Christian	893	Willie Wood	73-81-74—228
6. Texas A&M	895	Andy Dillard	73-82-74—229

(Lamar 904, Arkansas 908, Oral Roberts 910, Colorado 912, New Mexico 915, Houston Baptist 918, Missouri 919, North Texas State 920, New Mexico State 925, Centenary 929, UTEP 931, Texas Tech 937, Baylor 942, Pan American 954) *-Won playoff

ALL-AMERICAN INTERCOLLEGIATE AT HOUSTON, TEXAS, APR. 6-9

1. OKLAHOMA STATE	1156	1. Mark Brooks, Texas	68-72-70-73—283
2. Houston	1160	2. Scott Verplank	68-72-73-71—284
3. Texas	1174	T4. Tommy Moore	68-71-77-71—287
4. Texas A&M	1188	T9. Willie Wood	74-73-70-75—292
5. Oklahoma	1189	Andy Dillard	72-71-74-76—293
6. Oral Roberts	1189	Philip Walton	75-78-72-79—304

(Arizona 1194, Texas Christian 1203, Missouri 1207, Lamar 1211, - Missed cut - UTEP 909, Colorado 915, St. Thomas 916, New Mexico State 918, Arizona State 920, Arkansas 921, North Texas State 921, Centenary 925, Wichita State 927, New Mexico 929, N.E. Louisiana 929, Stephen F. Austin 929, Kansas 937, Texas Tech 937, S.W. Louisiana 941, Baylor 942, Rice 946, Oklahoma City 946, Pan American 987)

CHRIS SCHENKEL INVITATIONAL AT STATESBORO, GA., APR. 21-23

1. OKLAHOMA STATE	862	1. Tommy Moore	67-71-72—210
2. Ohio State	863	T12. Philip Walton	71-70-75—216
3. Wake Forest	866	Scott Verplank	71-74-74—219
4. Georgia	869	Willie Wood	71-72-76—219
5. Louisiana State	872	Andy Dillard	72-76-74—222

(Georgia Southern 873, North Carolina State 876, Clemson 878, Florida State 884, Tennessee 885, Alabama 886, Auburn 887, North Carolina 891, Mississippi 892, South Carolina 892, Florida 895, Miami 897, East Tennessee State 908)

SUN DEVIL-THUNDERBIRD CLASSIC AT PHOENIX, ARIZ., APR. 27-30

1. OKLAHOMA STATE	1083	1. Willie Wood	72-69-70—211
2. Brigham Young	1098	T6. Tommy Moore	68-70-78—216
3. Texas	1099	T6. Scott Verplank	75-70-71—216
4. Southern California	1101	Andy Dillard	72-73-72—217
5. UCLA	1102	Philip Walton	73-76-76—225
6. San Diego State	1105	Tracy Phillips	75-78-76—229

(Houston 1107, Arizona 1116, Oregon 1119, Oklahoma 1122, Arizona State 1128, San Jose State 1133, Weber State 1133, Fresno State 1136, Long Beach State 1137)

BIG EIGHT CHAMPIONSHIP AT LAWRENCE, KAN., MAY 9-10

1. OKLAHOMA STATE	888	1. Andrew Magee, Oklahoma	76-72-68—216
2. Missouri	901	3. Tommy Moore	71-74-75—220
2. Oklahoma	901	5. Scott Verplank	76-75-72—223
4. Nebraska	917	T7. Willie Wood	73-77-75—225
5. Kansas	930	9. Philip Walton	78-74-74—226
6. Colorado	938	T13. Andy Dillard	77-72-81—230
7. Iowa State	945		
8. Kansas State	1003		

SOUTHERN INTERCOLLEGIATE AT ATHENS, GA., MAY 19-21

1. Texas A&M	867	1. Jim Wilson, Oral Roberts	70-73-69—212
2. OKLAHOMA STATE	869	5. Jeff Maggert	72-71-72—215
3. Clemson	870	Scott Verplank	76-70-71—217
4. Georgia	871	Tracy Phillips	70-75-72—217
5. Tennessee	871	Tommy Moore	72-74-76—222
6. North Carolina	872	Andy Dillard	75-80-75—230

(Florida State 878, Oklahoma 879, Wake Forest 881, Florida 882, UCLA 882, South Florida 883, Auburn 892, Georgia Southern 899, South Carolina 902)



ALL-TIME RESULTS

NCAA CHAMPIONSHIP AT FRESNO, CALIF., JUNE 8-11

1. OKLAHOMA STATE	1161	1. Jim Carter, Arizona State	75-68-72-72—287
2. Texas	1168	2. Scott Verplank	72-69-74-72—287*
3. Houston	1170	T20. Tommy Moore	75-76-69-73—293
4. Ohio State	1173	T25. Willie Wood	78-71-73-72—294
5. Clemson	1176	Andy Dillard	72-74-77-74—297
6. Georgia	1179	Philip Walton	77-70-74-78—299
7. UCLA	1181	* - Lost in playoff	

(North Carolina 1185, Oklahoma 1185, BYU 1186, Texas A&M 1186, Fresno State 1189, Missouri 1193, Wake Forest 1193, Pacific 1197 – Missed cut – Florida 896, Alabama 898, Ball State 900, Southern California 901, Florida State 902, Lamar 904, Oregon 907, Oral Roberts 909, San Diego State 909, Temple 909, San Jose State 910, Texas Christian 911, Weber State 912, Bowling Green 915, North Carolina State 922, Holy Cross 966, Navy 967)

FALL OF 1983

ALL-COLLEGE INVITATIONAL AT OKLAHOMA CITY, OKLA., SEPT. 19-21

1. Missouri	922	1. Andy Dillard	67-78-77—222
2. OKLAHOMA STATE	929	T4. Tommy Moore	74-81-77—232
3. Oklahoma	945	John O'Neill	80-80-75—235
4. Wichita State	954	Steve Reding	75-86-79—240
5. Arkansas	962	Mike Heinen	82-88-75—245
6. Oklahoma City	964	Greg Cole	80-86-86—252

(North Texas State 969, Tulsa 972, Central State 975, Centenary 975, Cameron 977, Oral Roberts 980, N.E. Louisiana 984, Kansas 1000)

TUCKER INVITATIONAL AT ALBUQUERQUE, N.M., SEPT. 28-OCT. 1

1. Brigham Young	1166	1. Robert Meyer, BYU	67-72-72-70—281
2. OKLAHOMA STATE	1170	T4. Tommy Moore	73-71-71-73—288
3. Oklahoma	1176	T4. Andy Dillard	72-76-68-72—288
4. Texas-El Paso	1178	T7. Scott Verplank	71-73-76-69—289
5. Florida	1183	John O'Neill	74-76-75-80—305
6. New Mexico State	1186	Kevin Whipple	86-79-80-77—322

(Colorado 1190, New Mexico 1195, Arizona 1199, Air Force 1206, Texas Christian 1212, New Mexico "B" 1219, UCLA 1222, Texas Wesleyan 1229, Hawaii 1269)

ANDY BEAN INVITATIONAL AT GAINESVILLE, FLA., OCT. 21-23

1. Oklahoma	880	1. Davis Love, North Carolina	70-75-69—214
2. OKLAHOMA STATE	891	T4. Scott Verplank	72-74-71—217
3. South Carolina	894	T8. Tommy Moore	73-71-75—219
4. Ohio State	896	Andy Dillard	75-73-77—225
5. Florida	900	Tim Fleming	76-79-77—232
6. North Carolina	901	Marcelo Stallone	87-81-80—248

(Florida State 905, Houston 906, Florida Southern 908, Texas A&M 909, Texas 913, South Florida 916, Lamar 921, New Mexico 921, Furman 923, Tennessee 935, Georgia Southern 949, Temple 976)

KANSAS FALL INVITATIONAL AT LAWRENCE, KAN., OCT. 28-30

1. OKLAHOMA STATE	884	1. Scott Verplank	70-75-72—217
2. Colorado	912	2. Tommy Moore	74-73-71—218
3. Oklahoma	913	T3. Andy Dillard	76-70-76—222
4. Missouri	915	T9. Jeff Maggert	80-73-77—230
5. Iowa State	951	Tim Fleming	83-84-74—241
6. Wichita State	952		

(Nebraska 954, Kansas 968, Kansas State 1009)

SPRING OF 1984

PAN AMERICAN AT MONTERREY, MEXICO, FEB. 9-11

1. Brigham Young	860	1. Dave Peege, Mississippi	68-70-69—207
2. OKLAHOMA STATE	861	T3. Tommy Moore	70-69-74—213
3. Oklahoma	869	T7. Kevin Whipple	75-69-70—214
4. Texas	873	T11. Jeff Maggert	74-75-68—217
4. Texas A&M	873	Scott Verplank	72-74-73—219
6. Mississippi	876	Andy Dillard	73-76-81—230

(Arkansas 877, Colorado 883, Lamar 890, Missouri 892, Houston Baptist 896, New Mexico State 896, Florida State 901, Wichita State 919, Oral Roberts 923, Rice 930, Centenary 936, Pan American 942)

HENRY HOMBERG AT BEAUMONT, TEXAS, FEB. 23-25

1. OKLAHOMA STATE	850	1. Billy Ray Brown, Houston	70-70-70—210
2. Houston	857	T2. Andy Dillard	74-66-71—211
3. Oklahoma	858	T4. Tommy Moore	70-72-70—212
4. Texas	874	6. Jeff Maggert	70-70-74—214
5. Arizona State	877	7. Scott Verplank	69-74-72—215
6. Lamar	881	Kevin Whipple	74-73-73—220

(Texas A&M 892, Texas Christian 894, LSU 894, Houston Baptist 899, New Mexico State 903, Arkansas 911, North Texas State 919, Rice 925, N.E. Louisiana 932, Oklahoma City 940, Pan American 948, Oral Roberts 957, Temple 966, Fresno State WD, Missouri WD, Illinois WD)

RAFAEL ALARCON AT GUADALAJARA, MEXICO, MAR. 8-10

1. Brigham Young	844*	1. Peter Persons, Georgia	67-63-74—204
2. OKLAHOMA STATE	844	T7. Scott Verplank	72-70-68—210
3. Southern California	854	T9. Tommy Moore	69-71-71—211
4. Georgia	857	Andy Dillard	74-67-71—212
5. Oklahoma	858	Jeff Maggert	71-68-74—213
5. UCLA	858	Kevin Whipple	72-75-74—221

(North Carolina 859, Texas 862, South Carolina 865, Texas A&M 868, Arizona State 873, Missouri 878, Lamar 879, Weber State 881, Mexico 906)

* - BYU Won Playoff.

ALL-AMERICAN INTERCOLLEGIATE AT HOUSTON, TEXAS, MAR. 21-24

1. Brigham Young	1150	1. Philip Parkin, Texas A&M	68-66-69-73—276
2. Oklahoma	1166	2. Scott Verplank	70-69-68-71—278
3. OKLAHOMA STATE	1167	T7. Andy Dillard	67-75-70-74—286
4. Texas A&M	1176	Kevin Whipple	75-76-72-75—298
5. Houston	1181	Tommy Moore	77-80-71-77—305
6. Arkansas	1189	Jeff Maggert	81-78-79-79—317

(North Carolina 1201, Arizona 1206, Lamar 1214, Baylor 1217, North Texas State 1224, Sam Houston 1220 – Missed Cut – Colorado 907, Texas 909, New Mexico State 911, Texas Christian 912, Arizona State 913, Fresno State 914, Stephen F. Austin 916, New Mexico 916, Oral Roberts 919, Missouri 922, UTEP 922, Pan American 924, Nebraska 941, Rice 944, Texas Tech 957, Minnesota 960, St. Thomas 962, Dartmouth 1002)

MORRIS WILLIAMS INVITATIONAL AT AUSTIN, TEXAS, APR. 6-8

1. Houston	842	1. Brandel Chamblee, Texas	70-68-70—208
2. Texas	846	3. Scott Verplank	71-72-66—209
3. OKLAHOMA STATE	849	T8. Andy Dillard	70-71-71—212
4. Houston Baptist	866	Jeff Maggert	73-72-69—214
5. Oklahoma	869	Tommy Moore	73-71-71—215
6. Missouri	876	Kevin Whipple	80-72-70—222

(Texas A&M 876, Colorado 884, Baylor 885, Arkansas 886, New Mexico 890, Texas Christian 892, North Texas State 901, Oral Roberts 904, Pan American 913, Texas Tech 924, Rice 936, Lamar NC)

CHRIS SCHENKEL INVITATIONAL AT STATESBORO, GA., APR. 26-28

1. OKLAHOMA STATE	854	1. Scott Verplank	70-68-70—208
2. Mississippi	856	T6. Andy Dillard	69-73-70—212
3. Georgia	862	Tommy Moore	74-74-68—216
4. Mississippi State	864	Jeff Maggert	71-74-73—218
5. South Carolina	865	Kevin Whipple	79-78-73—230

(Florida State 866, LSU 868, Clemson 870, Wake Forest 882, Miami 884, Auburn 886, Georgia Southern 887, Tennessee 888, Alabama 889, William & Mary 892, South Florida 900, Georgia Tech 902, North Carolina State 907)

BIG EIGHT CHAMPIONSHIP AT LAWRENCE, KAN., MAY 14-15

1. Missouri	903	1. Scott Verplank	70-73-77—220
2. OKLAHOMA STATE	908	T2. Tommy Moore	75-73-74—222
2. Oklahoma	908	Jeff Maggert	77-76-79—232
4. Colorado	934	Kevin Whipple	78-80-76—234
5. Kansas	950	Andy Dillard	81-81-79—241
6. Iowa State	961		
7. Nebraska	966		
8. Kansas State	987		

NCAA CHAMPIONSHIP AT HOUSTON, TEXAS, MAY 23-26

1. Houston	1145	1. John Inman, North Carolina	66-67-71-67—271
2. OKLAHOMA STATE	1146	T3. Tommy Moore	70-69-72-67—278
3. Oklahoma	1149	T14. Andy Dillard	75-71-68-74—288
4. North Carolina	1154	T24. Scott Verplank	72-71-73-74—290
5. Brigham Young	1159	T24. Jeff Maggert	72-69-76-73—290
6. LSU	1162	Kevin Whipple	75-74-78-75—302

(San Jose State 1162, Southern California 1163, Arizona State 1164, Texas A&M 1166, Florida 1169, Georgia 1170, South Carolina 1170, Missouri 1171, Wake Forest 1176 – Missed cut – Texas 878, Ohio State 879, Arkansas 880, Clemson 881, Mississippi 883, UCLA 884, Fresno State 886, Houston Baptist 886, Kent State 888, San Diego State 889, Stanford 890, Weber State 890, Illinois 895, Colorado 895, Rutgers 912, Temple 914, Yale 920)

FALL OF 1984

JAPAN-U.S. FRIENDSHIP MATCH, TOKYO, JAPAN

1. OKLAHOMA STATE	880	1. Brian Watts	71-71-74—216
2. Nihon	891	7. Tim Fleming	71-73-79—223
3. San Jose State	901	8. Kevin Whipple	78-73-73—224
4. Arizona State	904	9. John O'Neill	75-73-77—225
5. Meiji	938	Jeff Maggert	75-77-74—226

(Doshisha 948, Nittai 956, Kinki 958, Keio 966, Meisho 997, Waseda 1041, St. Paul 1053)

ANDY BEAN INTERCOLLEGIATE AT GRENELEFE, FLA., OCT. 12-14

1. Houston	870	1. Scott Dunlap, Florida	71-72-69—212
2. Wake Forest	886	Jeff Maggert	71-77-78—226
2. Oklahoma	886	Scott Verplank	76-76-75—227
4. Arizona State	891	Brian Watts	76-77-77—230
5. Lamar	892	E.J. Pfister	82-72-78—232
6. Florida	895	Michael Bradley	81-78-77—236

(Texas A&M 897, Texas 898, Mississippi 903, Furman 903, Florida State 906, Ohio State 913, Oklahoma State 913, Miami 915, Oral Roberts 916, Tennessee 920, LSU 923, Clemson 924, New Mexico 926, North Carolina 927, South Florida 928, Florida Southern 940, Colorado 944, South Carolina 955, Mississippi State 975)



ALL-TIME RESULTS

SOUTHWESTERN INTERCOLLEGIATE AT LOS ANGELES, CALIF., NOV. 5-6

1. UCLA	871	1. Sam Randolph, Southern California	70-69-73—212
2. Southern California	877	T10. John O'Neill	73-72-75—220
3. OKLAHOMA STATE	887	Jeff Maggert	71-74-77—222
4. Arizona State	889	Tim Fleming	78-71-74—223
5. Lamar	891	E.J. Pfister	77-75-74—226
6. Stanford	893	Michael Bradley	79-77-73—229

(BYU 894, Oklahoma 897, Fresno State 897, Pacific 901, Texas 903, New Mexico 908, Weber State 927, San Diego State 933)

REBEL CLASSIC AT LAS VEGAS, NEV., NOV. 28-30

1. OKLAHOMA STATE	860	1. Doug Wherry, UTEP	70-69-69—208
2. Texas-El Paso	878	2. Scott Verplank	67-75-67—209
3. New Mexico State	895	3. Brian Watts	73-70-69—212
4. Long Beach State	897	T5. Kevin Whipple	73-72-73—218
5. Utah State	906	Tim Fleming	80-71-74—225
6. UNLV	907	Jeff Maggert	76-76-75—227

(Weber State 910, BYU 914, Arizona 915, Fullerton State 923, Utah 924, Northern Illinois 936, San Francisco 937, U.S.I.U. 944, UNLV "B" 947, Loyola Marymount 978)

SPRING OF 1985

PAN AMERICAN AT MONTERREY, MEXICO, FEB. 7-9

1. Brigham Young	889	1. Bob Estes, Texas	71-70-74—215
2. Arkansas	890	T8. Scott Verplank	79-71-72—222
3. Texas A&M	892	T13. E.J. Pfister	74-73-77—224
4. Texas	894	Michael Bradley	75-77-77—229
5. OKLAHOMA STATE	900	Brian Watts	77-76-77—230
6. Mississippi	905	John O'Neill	77-80-74—231

(LSU 905, Oral Roberts 909, Northwestern 916, Houston Baptist 919, Missouri 920, Texas Christian 921, Wichita State 926, California 930, Colorado 935, Pan American 941, Rice 962)

CROWN COLONY AT LUFKIN, TEXAS, FEB. 16-17

1. Houston	738	1. Scott Verplank	73-66—139
2. OKLAHOMA STATE	747	T2. E.J. Pfister	72-70—142
3. Texas	769	10. Brian Watts	79-74—153
4. Stephen F. Austin	779	John O'Neill	81-75—156
5. Sam Houston	809	Kevin Whipple	80-77—157
6. North Texas State	816	Michael Bradley	82-79—161

HENRY HOMBERG AT BEAUMONT, TEXAS, FEB. 22-24

1. OKLAHOMA STATE	288	1. Steve Elkington, Houston	70
2. Lamar	291	T4. Michael Bradley	71
3. Louisiana State	294	T7. Scott Verplank	72
4. Houston	295	T7. E.J. Pfister	72
5. Texas	296	Brian Watts	73
6. Oklahoma	297	John O'Neill	76

(Southern California 297, Oral Roberts 301, Arkansas 301, Arizona State 301, Houston Baptist 305, Florida State 306, Missouri 305, Texas A&M 310, New Mexico State 312, Pan American 317, Hawaii 320, Illinois 326)

BORDER OLYMPICS AT LAREDO, TEXAS

1. Houston	862	1. Marc Pendaries, Houston	71-69-70—210
2. Arkansas	878	6. Scott Verplank	72-73-73—218
3. OKLAHOMA STATE	888	8. Brian Watts	71-73-76—220
4. Oklahoma	894	E.J. Pfister	74-73-78—225
5. Texas	903	Kevin Whipple	76-74-75—225
6. Texas A&M	903	Tim Fleming	76-75-77—228
7. Texas Christian	906	Michael Bradley	76-77-77—230

(Baylor 910, Lamar 912, Texas Tech 928, Rice 930, Southwest Texas State 931, North Texas State 932, Pan American 939, Southern Methodist 943)

RAFAEL ALARCON AT GUADALAJARA, MEXICO, MAR. 14-16

1. OKLAHOMA STATE	853	1. Scott Verplank	65-70-66—201
2. Texas	857	T13. Brian Watts	71-71-73—215
3. UCLA	858	Kevin Whipple	71-68-78—217
4. Florida	868	E.J. Pfister	74-78-70—222
5. Brigham Young	869	Michael Bradley	74-78-76—228

(Arizona State 870, Wake Forest 871, Texas A&M 872, Arkansas 875, Southern California 875, Lamar 884, Oklahoma 884, Missouri 894)

SOUTHEASTERN INTERCOLLEGIATE AT MONTGOMERY, ALA., MAR. 29-31

1. North Carolina	864	1. Todd Hamilton, Oklahoma	74-65-71—210
2. OKLAHOMA STATE	872	T7. Scott Verplank	71-73-72—216
3. Louisiana State	875	T9. Kevin Whipple	71-73-73—217
4. Florida	878	E.J. Pfister	75-72-73—220
5. Oklahoma	889	Michael Bradley	73-73-74—220
6. Miami	890	Brian Watts	77-73-73—223

(Florida State 890, Ohio State 890, Auburn 891, Mississippi 893, Georgia 894, Arkansas 898, Alabama 902, Georgia Southern 910, Kentucky 928, Mississippi State 932, Memphis State 946, Vanderbilt 978)

MORRIS WILLIAMS AT AUSTIN, TEXAS, APR. 5-7

1. Lamar	844	1. Brian Watts	67-68-70—205
2. OKLAHOMA STATE	845	T5. Michael Bradley	68-71-74—213
3. Texas	857	T5. E.J. Pfister	72-70-71—213
4. Houston	868	Scott Verplank	75-67-72—214
5. Arkansas	870	Kevin Whipple	77-72-76—225

(Texas A&M 873, Oklahoma 877, Houston Baptist 879, Baylor 885, New Mexico 888, Oral Roberts 888, Texas Christian 888, Stephen F. Austin 901, Missouri 903, Colorado 906, Rice 915, North Texas State 920, Pan American 926)

JACKSON INVITATIONAL AT JACKSON, MISS., APR. 19-21

1. Mississippi	857	1. Rob McNamara, LSU	68-69-70—207
2. OKLAHOMA STATE	863	2. Scott Verplank	67-72-70—209
3. Lamar	864	T11. Michael Bradley	72-72-73—217
3. Louisiana State	864	T11. Brian Watts	74-72-71—217
5. Miami (Fla.)	877	E.J. Pfister	70-76-77—223
6. Southeast Louisiana	885	Kevin Whipple	75-77-74—226

(Oklahoma 885, Georgia 888, Memphis State 913, Mississippi State 913, Southern Mississippi 920, New Orleans 922, Delta State 923, Northeast Louisiana 932, Murray State 939)

CHRIS SCHENKEL AT STATESBORO, GA., APR. 26-28

1. Mississippi	839	1. Eric Rebmann, Tennessee	75-66-64—205
2. OKLAHOMA STATE	844	T3. Scott Verplank	66-70-71—207
3. Georgia	848	E.J. Pfister	69-73-71—213
4. Wake Forest	851	Kevin Whipple	69-71-73—213
5. Oklahoma	854	Brian Watts	76-74-66—216
6. Tennessee	855	Michael Bradley	74-71-73—218

(Auburn 857, LSU 857, Georgia Tech 858, Miami 870, Clemson 871, Georgia Southern 874, North Carolina State 875, South Carolina 886, Alabama 887, Mississippi State 897, Florida State 904, William & Mary 914)

BIG EIGHT CHAMPIONSHIP AT OKLAHOMA CITY, OKLA., MAY 13-14

1. OKLAHOMA STATE	869	1. Grant Waite, Oklahoma	75-66-71—212
2. Oklahoma	888	2. Scott Verplank	76-70-67—213
3. Nebraska	892	3. Michael Bradley	73-74-70—217
4. Missouri	894	4. Brian Watts	72-71-76—219
5. Kansas	903	E.J. Pfister	76-74-73—223
6. Colorado	917	Kevin Whipple	75-80-74—229
7. Iowa State	918		
8. Kansas State	955		

NCAA CHAMPIONSHIP AT GRENELEFE, FLA., MAY 22-25

1. Houston	1172	1. Clark Burroughs, Ohio State	72-68-74-71—285
2. OKLAHOMA STATE	1175	T6. Scott Verplank	70-76-70-74—290
3. Florida	1185	T14. Kevin Whipple	74-74-72-73—293
4. Mississippi	1186	T22. E.J. Pfister	77-76-70-73—296
5. Texas	1188	T26. Brian Watts	77-70-77-73—297
6. Arkansas	1192	T62. Michael Bradley	76-76-77-78—307

(Georgia 1193, Oklahoma 1195, Stanford 1196, LSU 1196, Arizona State 1197, Georgia Tech 1201, Wake Forest 1203, BYU 1206, UCLA 1206 – Missed cut – Ohio State 904, North Carolina 904, Auburn 905, Lamar 905, Southern California 906, Fresno State 908, Texas A&M 911, New Mexico 914, San Jose State 916, Oral Roberts 924, UTEP 925, Clemson 933, Hartford 939, Temple 941, St. John's 953)

FALL OF 1985

HONDA GOLF CLASSIC AT CORAL SPRINGS, FLA., SEPT. 7-8

1. OKLAHOMA STATE	870	1. Eduardo Herrera, BYU	72-66-74—212
2. Wake Forest	873	T3. Kevin Whipple	72-68-74—214
3. North Carolina	875	T3. Tim Fleming	76-68-70—214
4. Brigham Young	877	Brian Watts	72-75-72—219
5. Louisiana State	882	John O'Neill	69-79-75—223

(Arkansas 883, Georgia Tech 890, Mississippi 895, Florida 896, Oklahoma 899, Houston 900, Miami 900, Texas 900, Georgia 901, Ohio State 901, Arizona State 902, Southern California 906, UCLA 910)

GRANDFATHER MOUNTAIN INTERCOLLEGIATE AT GRANDFATHER MOUNTAIN, N.C., SEPT. 27-29

1. Wake Forest	1125	1. Scott Verplank	74-69-74—217
2. OKLAHOMA STATE	1130	E.J. Pfister	73-74-80—227
3. Oklahoma	1145	Tim Fleming	78-73-76—227
4. Texas A&M	1151	Kevin Whipple	80-72-80—232
5. Arkansas	1168	John O'Neill	77-75-81—233
6. Georgia Tech	1168	Michael Bradley	75-81-80—236

(Mississippi 1169, Georgia 1170, Houston 1172, North Carolina State 1172, Texas 1174, Clemson 1181, Maryland 1185, Duke 1187, North Carolina 1192, South Carolina 1212)

SOUTHWESTERN INTERCOLLEGIATE AT LOS ANGELES, CALIF., OCT. 14-15

1. OKLAHOMA STATE	898	1. Brian Watts	74-76-72—222*
2. Houston	910	2. Kevin Whipple	78-70-74—222
3. Southern California	912	Scott Verplank	81-75-72—228
4. Stanford	918	Tim Fleming	83-73-73—229
5. Oklahoma	920	E.J. Pfister	80-84-79—243
6. Arizona State	922	*- Won Playoff	

(Fresno State 925, UTEP 926, UCLA 929, San Jose State 938, Oregon 943, Lamar 947, New Mexico State 952, Texas 953, BYU 959, Arizona 961, Pepperdine 973, Pacific 976)



ALL-TIME RESULTS

MIDWEST FALL CLASSIC AT TAN-TAR-A, MO., OCT. 21

1. OKLAHOMA STATE	562	1. Scott Verplank	70-70—140
2. Oklahoma	587	2. Tim Fleming	73-69—142
3. Missouri	595	3. Kevin Whipple	74-69—143
4. Oral Roberts	596	T4. Michael Bradley	69-75—144
5. Wichita State	611	T4. Brian Watts	72-72—144
5. Kansas	611	T8. E.J. Pfister	71-74—145

(Nebraska 618, Colorado 626, Iowa State 627, Tulsa 636, Southwest Missouri State 658, Kansas State)

HARVEY PENICK INTERCOLLEGIATE AT AUSTIN, TEXAS, NOV. 4-5

1. OKLAHOMA STATE	1055	1. Scott Verplank	67-67-70—204
2. Houston	1072	T3. Brian Watts	68-69-72—209
2. Texas Christian	1072	T5. Tim Fleming	68-72-70—210
4. Oral Roberts	1083	Michael Bradley	68-74-74—216
5. Lamar	1088	E.J. Pfister	73-74-72—219

(Texas 1089, Houston Baptist 1103, Baylor 1117, New Mexico 1117, North Texas State 1117, Texas A&M 1118, SMU 1126, Texas Tech 1128)

REBEL INTERCOLLEGIATE CLASSIC AT LAS VEGAS, NEV., DEC. 3-5

1. OKLAHOMA STATE	840	1. John O'Neill	70-69-70—209*
2. New Mexico State	891	2. Scott Verplank	68-69-72—209
3. Weber State	910	3. E.J. Pfister	68-73-71—212
4. Brigham Young	913	4. Tim Fleming	68-77-69—214
4. Utah State	913	Brian Watts	73-73-75—221
6. Cal. State Long Beach	914	* - won playoff	

(Arizona 914, Rice 917, UNLV 918, SMU 920, UC Irvine 919, U.S.I.U. 930, Cal. State Northridge 938)

SPRING OF 1986

JOHN BURNS INTERCOLLEGIATE AT HONOLULU, HAWAII, FEB. 12-14

1. Southern California	848	1. Philip Jonas, Lamar	69-67-70—206
2. Lamar	865	6. Scott Verplank	73-69-71—213
3. OKLAHOMA STATE	867	T11. Tim Fleming	74-70-72—216
4. Arizona	869	T14. Brian Watts	72-74-71—217
5. Arizona State	870	Kevin Whipple	78-71-74—223
5. Oklahoma	870	Michael Bradley	82-72-75—229

(Pacific 871, Fresno State 871, Arkansas 880, UTEP 880, UCLA 884, Washington 886, Weber State 886, San Jose State 888, New Mexico 892, Nihon 893, Oregon State 893, UC Santa Barbara 898, SMU 899, USF 905, Hawaii 922, USIU 930, Keio 952)

STEPHEN F. AUSTIN INTERCOLLEGIATE AT LUFKIN, TEXAS, FEB. 22-23

1. Houston	739	1. Todd Franks, Texas	73-72—145
2. OKLAHOMA STATE	751	T5. Michael Bradley	72-75—147
3. Texas	764	T8. Brian Watts	71-78—149
4. Lamar	765	T9. Scott Verplank	74-76—150
5. Stephen F. Austin	776	T12. E.J. Pfister	74-77—151
6. Sam Houston State	802	Kevin Whipple	75-79—154
		John O'Neill	77-85—162

BORDER OLYMPICS AT LAREDO, TEXAS, MAR. 8-9

1. OKLAHOMA STATE	884	1. Philip Jonas, Lamar	72-71-73—216
2. Houston	890	T2. Scott Verplank	74-72-71—217
3. Arkansas	891	5. Brian Watts	74-77-67—218
4. Texas	892	T14. Michael Bradley	69-80-74—223
5. Wake Forest	897	Kevin Whipple	72-79-75—226
6. Texas Christian	900	Tim Fleming	76-79-73—228
7. Texas A&M	904	E.J. Pfister	76-82-76—234

(Oklahoma 904, Lamar 905, UCLA 914, SMU 918, Houston Baptist 927, Baylor 934, Rice 935, Texas Tech 938, Pan American 948)

RAFAEL ALARCON INTERCOLLEGIATE AT GUADALAJARA, MEXICO, MAR. 13-14

1. OKLAHOMA STATE	839	T1. Brian Watts	65-67-74—206
2. Texas	842	T10. Michael Bradley	69-68-74—211
3. Texas A&M	846	Kevin Whipple	72-73-71—216
4. Wake Forest	854	Tim Fleming	70-71-76—217
5. Louisiana State	856	E.J. Pfister	70-76-72—218
6. Arkansas	858	Scott Verplank	65-73-WD (illness)

(Arizona State 861, Oklahoma 864, BYU 865, Lamar 866, Southern California 867, Florida 867, UCLA 874, Georgia 876, Guadalajara 900)

LOUISIANA CLASSIC AT LAFAYETTE, LA., MAR. 23-24

1. OKLAHOMA STATE	1097	1. Jorge Coghlan, Texas A&M	69-69-74—212
2. Texas A&M	1106	2. Michael Bradley	69-67-77—213
3. Houston	1126	T4. John O'Neill	69-74-74—217
4. Texas Christian	1127	T7. E.J. Pfister	74-77—220
5. Lamar	1130	Brian Watts	74-77-74—225
6. Houston Baptist	1137	Tim Fleming	74-76-77—227
7. Oklahoma	1139	Kevin Whipple	81-74-75—230

(Alabama 1161, McNeese State 1166, New Orleans 1182, USL 1185)

HENRY HOMBERG AT BEAUMONT, TEXAS, MAR. 28-30

1. OKLAHOMA STATE	849	1. Colin Montgomerie, Houston Baptist	67-69-68—204
2. Houston	852	T4. Brian Watts	70-67-71—208
2. Florida	852	T4. Kevin Whipple	68-70-70—208
4. Louisiana State	857	E.J. Pfister	72-72-70—214
4. Texas Christian	857	Tim Fleming	74-74-73—221
6. Arizona State	858	Michael Bradley	75-72-76—223

(Lamar 859, Southern California 863, Texas 865, Houston Baptist 869, Texas A&M 870, Fresno State 873, Oklahoma 882, Stanford 887, Oral Roberts 887, Lamar "B" 893, Missouri 893, UTEP 925)

ALL-AMERICA INTERCOLLEGIATE AT HOUSTON, TEXAS, APR. 3-5

1. Oklahoma	857	1. Todd Hamilton, Oklahoma	72-67-68—207
2. OKLAHOMA STATE	865	T2. Scott Verplank	71-68-74—213
3. Houston	871	T6. John O'Neill	72-71-72—215
4. Texas Christian	874	T14. E.J. Pfister	74-72-73—219
5. Arkansas	878	T14. Kevin Whipple	73-72-74—219
6. Arizona	886	Brian Watts	74-75-73—222

(Texas A&M 889, Lamar 890, Washington 895, Baylor 899, Texas 903, Sam Houston 904, McNeese State 911, Missouri 918, SMU 918)

CHRIS SCHENKEL INTERCOLLEGIATE AT STATESBORO, GA., APR. 25-27

1. Wake Forest	825	1. Chris Kite, Wake Forest	67-63-65—195
2. Clemson	842	T10. E.J. Pfister	69-71-70—210
3. Georgia	847	Michael Bradley	70-72-72—214
4. Georgia Tech	849	Brian Watts	69-73-73—215
4. Louisiana State	849	Scott Verplank	75-71-70—216
6. Miami (Fla.)	850	Kevin Whipple	73-78-76—227
7. Oklahoma	852		
8. OKLAHOMA STATE	853		

(Florida State 867, Auburn 869, Ohio State 869, Georgia Southern 874, Mississippi 875, Tennessee 876, South Carolina 893, Mississippi State 895, Michigan State 902, Murray State 923)

BIG EIGHT CHAMPIONSHIP AT TAN-TAR-A, MO., MAY 16-18

1. OKLAHOMA STATE	866	1. Brian Watts	70-72-69—211
2. Oklahoma	872	3. E.J. Pfister	76-73-66—215
3. Missouri	915	T5. Michael Bradley	74-73-72—219
4. Colorado	925	T7. Scott Verplank	77-70-74—221
5. Nebraska	943	T15. John O'Neill	80-76-75—231
6. Kansas	944		
7. Iowa State	955		
8. Kansas State	1025		

NCAA CHAMPIONSHIP AT WINSTON-SALEM, N.C., MAY 28-31

1. Wake Forest	1156	1. Scott Verplank	68-68-73-73—282
2. OKLAHOMA STATE	1160	Brian Watts	73-74-72-72—291
3. Oklahoma	1163	E.J. Pfister	71-71-71-79—292
4. Brigham Young	1167	Michael Bradley	78-71-73-78—300
5. Houston	1169	Tim Fleming	77-77-75-75—304

(Miami 1170, Lamar 1172, Arizona State 1174, Southern California 1174, LSU 1175, Florida 1176, North Carolina 1177, Ohio State 1180, Georgia Tech 1180, Fresno State 1180, Arkansas 1183, Texas 1187, Oregon 1192, Texas Christian 1202, Furman 1202 - Missed cut - Clemson 898, Auburn 900, Missouri 901, Texas A&M 901, Stanford 905, New Mexico 907, Ball State 908, Temple 917, Hartford 920, UTEP 924, Army 951)

FALL OF 1986

BUTLER NATIONAL INTERCOLLEGIATE AT CHICAGO, ILL., SEPT. 28-30

1. Ohio State	589	1. Tom Stankowski, Arizona State	70-70—140
2. OKLAHOMA STATE	591	3. Tim Fleming	72-70—142
2. UCLA	591	T7. Michael Bradley	74-71—145
4. Texas	593	Brian Montgomery	75-75—150
5. Arizona State	599	John O'Neill	75-80—155
6. Illinois	611	David White	77-79—156

(Temple 614, Northwestern 616, Kent State 616, Utah 620, Arkansas 621, Michigan 627, Tulsa 628, Kansas 631, Missouri 632, Wisconsin 634, Purdue 637, Iowa 639)

BUCKEYE FALL CLASSIC AT COLUMBUS, OHIO, OCT. 10-12

1. OKLAHOMA STATE	885	1. Michael Bradley	72-69-73—214
2. Arkansas	906	T4. Brian Watts	73-71-76—220
3. Ohio State	908	T4. Tim Fleming	71-70-79—220
3. Texas A&M	908	Brian Montgomery	78-76-81—235
5. UCLA	909	David White	78-80-77—235

(South Florida 913, Texas 915, Florida 922, Houston 928, Kent State 929, Miami (Ohio) 936, Georgia 937, Lamar 940, LSU 940, Colorado 944, Illinois 945, Duke 945, Tulsa 946, Auburn 947, Florida Southern 948, South Carolina 949, Georgia Southern 954, Marshall 957)

HARVEY PENICK INTERCOLLEGIATE AT AUSTIN, TEXAS, NOV. 3-4

1. Texas	881	1. Bob Estes, Texas	71-66-35—172
2. OKLAHOMA STATE	894	T2. Tim Fleming	71-66-36—173
3. Oklahoma	898	T11. David White	72-71-36—179
4. Texas A&M	906	Brian Watts	75-71-34—180
5. Houston	911	E.J. Pfister	72-73-38—183
5. Tulsa	911	Kevin Whipple	74-76-34—184
6. New Mexico	921	Brian Montgomery	75-72-37—184

(SMU 921, Lamar 922, Texas Christian 923 North Texas State 924, Baylor 933, Missouri 933, Rice 934, Texas Tech 936)



ALL-TIME RESULTS

GOLF WORLD-PALMETTO DUNES INTERCOLLEGIATE AT HILTON HEAD, S.C., NOV. 29-30

1. OKLAHOMA STATE	853	1. Michael Bradley	70-70-67—207
2. Southern California	862	5. Tim Fleming	73-68-73—214
3. Texas	870	E.J. Pfister	71-72-76—219
4. Wake Forest	872	Brian Watts	78-73-69—220
5. Arkansas	874	Brian Montgomery	77-72-73—222
6. Clemson	875	Carl Suneson	75-75-77—227

(North Carolina 882, UCLA 883, Oklahoma 885, South Carolina 890, LSU 892, Georgia Tech 894, Miami 901, Furman 909)

UNLV-MCDONALD'S REBEL CLASSIC AT LAS VEGAS, NEV., DEC. 3-5

1. Arizona	868	1. Grant Waite, Oklahoma	72-72-70—213
2. Arkansas	869	Tim Fleming	73-71-76—220
2. Brigham Young	869	Brian Watts	74-74-73—221
4. Oklahoma	871	John O'Neill	73-74-77—224
5. UCLA	875	David White	76-75-79—230
6. Weber State	892	Kevin Whipple	76-77-79—232
7. OKLAHOMA STATE	895		

(New Mexico State 900, SMU 902, Utah 910, Utah State 910, Rice 918, UNLV 924, Cal. State Long Beach 925, UC Irvine 926)

SPRING OF 1987

JOHN BURNS INTERCOLLEGIATE AT HONOLULU, HAWAII, FEB. 11-13

1. UCLA	831	1. Mike Springer, Arizona	63-67-69—199
2. Arizona	847	T11. Tim Fleming	70-72-69—211
2. Oklahoma	847	T23. Michael Bradley	69-73-73—215
4. OKLAHOMA STATE	849	Brian Watts	70-71-75—216
5. Arkansas	850	E.J. Pfister	75-67-74—216
6. Fresno State	850	Brian Montgomery	72-76-69—217

(Arizona State 858, Southern California 863, Weber State 864, Nihon 868, UTEP 868, New Mexico 869, Pacific 870, San Jose State 876, Utah 882, Hawaii 883, Lamar 884, Stanford 888, UC Santa Barbara 888, Washington 892, San Francisco 893, Oregon State 899, Rice 900, Keio 945)

CROWN COLONY AT LUFKIN, TEXAS, FEB. 28-MAR. 1

1. Texas	752*	1. Don Massengale, Sam Houston	70-70—140
2. Houston	752	3. Brian Montgomery	73-73—146
3. OKLAHOMA STATE	755	T4. John O'Neill	75-72—147
4. Sam Houston State	765	T11. Brian Watts	75-76—151
5. Lamar	791	T16. Michael Bradley	76-79—155
6. Stephen F. Austin	793	David White	80-76—156
7. Rice	794	Carl Suneson	81-79—160
8. Baylor	805		
9. North Texas State	812		

* - Won playoff

RAFAEL ALARCON INTERCOLLEGIATE AT GUADALAJARA, MEXICO, MAR. 12-14

1. Arizona State	847	1. Billy Mayfair, Arizona State	67-67-72—206
2. OKLAHOMA STATE	851	T5. Tim Fleming	69-70-72—211
2. Wake Forest	851	T7. Brian Watts	67-73-72—212
4. Brigham Young	852	T10. Michael Bradley	72-70-72—214
5. Oklahoma	856	T13. E.J. Pfister	71-71-73—215
6. Texas A&M	867	Brian Montgomery	72-74-74—220
7. UCLA	869	Kevin Whipple	73-75-72—220

(Texas 871, Missouri 886, Sam Houston 891, Weber State 901)

OAK TREE SHOOTOUT AT EDMOND, OKLA., MAR. 21-22

1. OKLAHOMA STATE	560	1. Michael Bradley	67-68—135
2. Texas	591	2. Tim Fleming	72-69—141
3. Oklahoma	598	3. Brian Watts	70-72—142
		5. E.J. Pfister	70-76—146
		Brian Montgomery	72—72
		David White	79—79

MORRIS WILLIAMS INTERCOLLEGIATE AT AUSTIN, TEXAS, MAR. 26-28

1. OKLAHOMA STATE	1088	1. Brian Watts	66-71-74—211
2. Houston	1112	2. Michael Bradley	72-70-70—212
3. Arkansas	1114	T5. E.J. Pfister	70-72-75—217
4. Texas	1119	T13. Tim Fleming	71-78-72—221
5. Houston Baptist	1130	Brian Montgomery	74-74-79—227
6. Southern California	1131	John O'Neill	77-85-80—242

(Oklahoma 1132, Texas A&M 1134, SMU 1146, Baylor 1147, Tulsa 1158, Lamar 1160, Texas Christian 1166, North Texas State 1185, Japan 1196)

ALL AMERICAN INTERCOLLEGIATE AT HOUSTON, TEXAS, APR. 2-4

1. OKLAHOMA STATE	877	1. Todd Hamilton, Oklahoma	75-67-69—211
2. Houston	880	T8. Tim Fleming	74-74-70—218
3. Huntington	884	T8. David White	73-72-73—218
4. Arizona	887	T11. Brian Watts	76-76-68—220
5. Texas Christian	891	Kevin Whipple	78-73-74—225
5. Oklahoma	891	E.J. Pfister	75-79-73—227

(Texas A&M 894, Arkansas 896, Texas 901, Kansas 904, SMU 923, South Alabama 923, Southwest Louisiana 925, Texas Tech 928, Stephen F. Austin 928)

CHRIS SCHENKEL INTERCOLLEGIATE AT STATESBORO, GA., APR. 24-26

1. OKLAHOMA STATE	848	1. Doug Martin, Oklahoma	73-70-67—210
2. Oklahoma	852	2. Michael Bradley	73-67-70—210*
3. Florida State	858	5. Brian Watts	69-70-73—212
4. Georgia Tech	863	T6. E.J. Pfister	70-73-70—213
5. Clemson	867	T15. Tim Fleming	74-68-73—215
6. Wake Forest	868	Brian Montgomery	72-77-73—222
7. Georgia	868	* - Lost playoff	

(Ohio State 870, Alabama 872, Tennessee 873, Miami 877, Georgia Southern 877, LSU 878, Auburn 882, Mississippi 883, North Carolina State 887, South Carolina 892, Furman 896)

BIG EIGHT CHAMPIONSHIP AT HUTCHINSON, KAN., MAY 18-19

1. OKLAHOMA STATE	837	1. Michael Bradley	69-67-70—206
2. Oklahoma	842	2. E.J. Pfister	70-69-68—207
3. Missouri	878	T3. Brian Watts	70-70-69—209
4. Nebraska	892	8. Brian Montgomery	74-71-70—215
5. Kansas	903	T9. Tim Fleming	75-72-70—217
6. Iowa State	906		
7. Colorado	917		
8. Kansas State	943		

OAK TREE INTERCOLLEGIATE AT EDMOND, OKLA., MAY 29-30

1. OKLAHOMA STATE	830	1. Brian Watts	66-70-70—206
2. Miami (Fla.)	844	5. John O'Neill	69-71-68—208
3. Texas A&M	848	T10. Michael Bradley	73-68-70—211
4. Texas	851	T12. Tim Fleming	68-75-69—212
5. Oklahoma	855	E.J. Pfister	72-70-72—214
5. Brigham Young	855	David White	71-73-75—219

(Arkansas 856, Georgia Tech 862, Wake Forest 863, North Carolina 864, Southern California 866, Missouri 876)

NCAA CHAMPIONSHIP AT COLUMBUS, OHIO, JUNE 10-13

1. OKLAHOMA STATE	1160	1. Brian Watts	74-71-69-66—280
2. Wake Forest	1176	4. Michael Bradley	74-72-69-73—288
3. Oklahoma	1177	T6. Tim Fleming	73-72-74-71—290
4. Ohio State	1185	T65. E.J. Pfister	79-74-73-78—304
5. Houston Baptist	1186	T109. Brian Montgomery	77-78-79-78—312

(Arkansas 1187, Florida State 1191, North Carolina 1194, Fresno State 1195, Houston 1196, Clemson 1197, San Jose State 1199, UTEP 1199, LSU 1200, BYU 1200, Arizona State 1202, South Florida 1204, Arizona 1208, Texas A&M 1209, Texas 1210, UCLA 1213, Georgia Tech 1214 - Missed cut - Southern California 916, Georgia 918, Kentucky 919, Kent State 919, Hartford 919, New Mexico 921, Florida 925, Oregon 926, Penn State 942, Tulsa 946, Temple 947)

FALL OF 1987

US-JAPAN FRIENDSHIP MATCHES AT TANAGURA, JAPAN, SEPT. 21-23

1. OKLAHOMA STATE	867	1. Carl Suneson	68-67-70—205
2. Clemson	883	2. Brian Watts	68-71-69—208
3. Nihon	884	T3. Michael Bradley	70-74-68—212
4. Texas	893	Brian Montgomery	78-71-75—224
5. Senshu	911	David White	75-77-75—227
6. NCPPE	913	E.J. Pfister	76-75-80—231

(Doshisha 922, Kinki 925, Keio 967, Meiji 974, St. Paul's 983, Waseda 988, Tokai 991)

SOUTHWESTERN INTERCOLLEGIATE AT THOUSAND OAKS, CALIF., OCT. 5-7

1. OKLAHOMA STATE	868	1. Billy Mayfair, Arizona State	72-66-70—208
2. Arizona State	874	T6. Michael Bradley	71-71-72—214
3. Southern California	878	T10. Brian Montgomery	72-72-73—217
3. Wake Forest	878	Brian Watts	73-74-73—220
5. Arkansas	882	David White	73-75-75—223
6. Oklahoma	886	Carl Suneson	72-82-70—224

(LSU 888, Clemson 889, Georgia Tech 889, Houston Baptist 891, Florida 891, UCLA 893, Arizona 894, UTEP 897, Texas A&M 900, BYU 901, Houston 902, Texas 902, San Jose State 905, Pepperdine 915, Fresno State 919, Miami 919, North Carolina 922, South Florida 935)

GOLF WORLD-PALMETTO DUNES INTERCOLLEGIATE AT HILTON HEAD, S.C., NOV. 19-21

1. Clemson	860	1. Eric Meeks, Arizona	68-71-71—210
2. Arizona	861	4. Brian Watts	69-71-74—214
3. Louisiana State	866	T18. E.J. Pfister	74-72-72—218
4. Arizona State	868	Carl Suneson	72-76-75—223
5. OKLAHOMA STATE	872	David White	74-74-77—225
5. UCLA	872	Michael Bradley	72-83-71—226

(Texas 874, Wake Forest 880, Arkansas 884, Fresno State 886, Oklahoma 886, Southern California 890, BYU 893, Georgia Tech 894, Florida State 907, North Carolina 913, South Florida 914)

UNLV-MCDONALD'S CLASSIC AT LAS VEGAS, NEV., DEC. 2-4

1. Arizona State	864	1. Billy Mayfair, Arizona State	68-73-68—209
2. OKLAHOMA STATE	871	T3. Michael Bradley	69-73-73—215
3. Arkansas	879	T3. E.J. Pfister	73-70-72—215
4. Weber State	893	T9. Brian Watts	74-68-77—219
5. Brigham Young	896	Carl Suneson	74-71-77—222
6. SMU	908	David White	77-83-78—238

(New Mexico State 911, Oregon State 911, Long Beach State 915, Utah 916, Missouri 920, Oregon 921, UC Irvine 924, UNLV 945, Utah State 948)



ALL-TIME RESULTS

SPRING OF 1988

MIAMI-DORAL PARK NATIONAL INTERCOLLEGIATE AT MIAMI, FLA., FEB. 4-6

1. Arizona	879	1. Larry Silveira, Arizona	66-72-74—212
2. OKLAHOMA STATE	886	T3. Brian Watts	69-72-76—217
3. Georgia Tech	894	T3. Michael Bradley	68-72-77—217
4. Wake Forest	898	T20. Carl Suneson	74-78-74—226
5. Florida State	904	E.J. Pfister	72-79-78—229
6. Arizona State	905	Kevin Wentworth	78-79-75—232

(Texas 907, Tampa 910, Oklahoma 911, Georgia 917, LSU 920, Southern California 920, Houston 927, Florida 928, South Florida 930, Miami 932, Tulsa 944, Alabama 963)

JOHN BURNS INTERCOLLEGIATE AT HONOLULU, HAWAII, FEB. 24-26

1. OKLAHOMA STATE	853	1. Chris Little, Arkansas	72-69-69—210
2. Arkansas	861	2. Carl Suneson	68-71-71—210
3. Southern California	862	T4. Michael Bradley	70-72-71—213
4. Arizona State	864	T8. Brian Watts	73-72-70—215
5. Texas-El Paso	873	T17. Kevin Wentworth	74-72-71—217
6. Oklahoma	875	T21. E.J. Pfister	72-76-71—219

(Arizona 876, Pacific 882, UCLA 886, Utah 887, Hawaii 889, San Jose State 890, Nihon 891, Fresno State 896, Washington 900, New Mexico 900, UC Santa Barbara 904, Stanford 907, Augusta 908, UNLV 910, Lamar 913, San Francisco 913, USIU 923, Weber State 924)

RAFAEL ALARCON INTERCOLLEGIATE AT GUADALAJARA, MEXICO, MAR. 10-12

1. Texas	864	1. Bob Estes, Texas	71-70-72—213
2. Arizona State	867	T6. Michael Bradley	74-71-71—216
3. OKLAHOMA STATE	871	T10. Brian Watts	75-70-73—218
4. Clemson	874	T13. Carl Suneson	71-75-73—219
5. Texas A&M	876	T21. E.J. Pfister	76-74-72—222
6. UCLA	878	T24. Kevin Wentworth	78-73-72—223
7. Arizona	881	T43. Brian Montgomery	77-79-72—228

(BYU 884, Oklahoma 896, Guadalajara Community College 898, Missouri 916, Wake Forest WD)

MORRIS WILLIAMS INTERCOLLEGIATE AT AUSTIN, TEXAS

1. Texas	1077	1. Bob Estes, Texas	68-66-74—208
2. OKLAHOMA STATE	1083	T2. E.J. Pfister	68-78-67—213
3. Oklahoma	1100	T10. Michael Bradley	75-73-70—218
4. Arkansas	1101	T10. Carl Suneson	77-69-72—218
5. Houston Baptist	1109	T10. Brian Watts	71-75-72—218
6. Florida	1114	T28. Kevin Wentworth	77-69-78—224
7. SMU	1116	T31. Brian Montgomery	76-73-76—225

(Texas A&M 1124, Texas Christian 1139, Houston 1142, Stephen F. Austin 1148, Baylor 1149)

ALL-AMERICA INTERCOLLEGIATE AT HOUSTON, TEXAS, MAR. 31-APR. 2

1. OKLAHOMA STATE	838	1. Michael Bradley	76-66-67—209*
2. Texas	869	T2. Brian Watts	69-70-70—209
3. Louisiana State	875	T2. Kevin Wentworth	69-70-70—209
3. Southern Methodist	875	T8. E.J. Pfister	72-72-72—216
5. Houston	879	T19. Carl Suneson	73-76-70—219
6. Arkansas	880	* - won playoff.	

(Baylor 882, Tulsa 882, Lamar 888, Colorado 889, Texas A&M 891, Houston Baptist 894)

SUN DEVIL INTERCOLLEGIATE AT PHOENIX, ARIZ., APR. 21-23

(Rain-shortened to 36 holes)

1. OKLAHOMA STATE	714	1. Michael Bradley	70-71—141
2. Arizona	731	T4. Brian Montgomery	70-73—143
3. UCLA	740	T4. Carl Suneson	71-72—143
4. Arizona State	742	T4. Kevin Wentworth	69-74—143
5. Southern Methodist	748	9. E.J. Pfister	71-73—144
6. Oklahoma	750	T30. Brian Watts	73-78—151

(Stanford 752, Tulsa 754, BYU 756, Fresno State 758, San Jose State 759, UTEP 759, Pacific 765, Colorado 769, Utah 769, California 783)

BIG EIGHT CHAMPIONSHIP AT TULSA, OKLA., MAY 16-17

1. OKLAHOMA STATE	861	1. E.J. Pfister	76-70-67—213
2. Oklahoma	875	T3. Carl Suneson	70-77-70—217
3. Missouri	904	T4. Brian Watts	70-71-77—218
4. Kansas	908	T7. Michael Bradley	69-75-75—219
5. Nebraska	926	T11. Kevin Wentworth	76-71-78—225
5. Colorado	926		
7. Iowa State	951		
8. Kansas State	955		

OAK TREE INTERCOLLEGIATE AT EDMOND, OKLA., MAY 19-20

1. Texas	875	1(z). Brian Montgomery	72-71-68—211
2. OKLAHOMA STATE	877	T7. Carl Suneson	74-73-71—218
3. Wake Forest	878	T10. Brian Watts	75-74-70—219
4. Louisiana State	881	T15. Michael Bradley	74-77-70—221
5. Tulsa	884	T15. E.J. Pfister	76-76-69—221
6. Arkansas	888	T25. Kevin Wentworth	74-82-75—231

(z) independent entry

NCAA CHAMPIONSHIP AT LOS ANGELES, CALIF., MAY 25-28

1. UCLA	1176	1. E.J. Pfister	70-76-70-68—284
2. OKLAHOMA STATE	1179	T43. Kevin Wentworth	76-74-74-74—298
2. Texas-El Paso	1179	T52. Michael Bradley	74-74-77-75—300
2. Oklahoma	1179	T57. Brian Watts	76-74-74-78—302
5. Florida	1180	T65. Carl Suneson	77-77-72-78—304

(Arizona 1183, Georgia Tech 1184, Georgia 1186, South Carolina 1186, Arizona State 1188, Texas 1189, Arkansas 1190, Southern California 1194, Georgia Southern 1204, Washington 1211 – Missed cut – Houston Baptist 900, Clemson 903, New Mexico 906, North Carolina State 906, LSU 907, Kent State 909, Wake Forest 608, Illinois 609, Ohio State 609, Tulsa 610, Virginia 614, SMU 616, Memphis State 622, Utah 623, Hartford 626, Temple 635, St. John's 638)

FALL OF 1988

SOUTHWESTERN INTERCOLLEGIATE AT LOS ANGELES, CALIF., OCT. 3-4

1. Texas-El Paso	1106	1. David Bishop, UTEP	71-74-71—216
2. Arizona State	1108	T3. Carl Suneson	75-75-71—221
3. Southern California	1119	T6. Kevin Wentworth	76-73-73—222
4. OKLAHOMA STATE	1124	T20. Harry Rudolph	75-77-74—226
4. Houston Baptist	1124	T29. Bob May	76-72-80—228
6. UCLA	1133	T37. Brian Montgomery	77-76-78—231
7. BYU	1140	T46. David White	77-81-76—234

(UC Santa Barbara 1140, Pepperdine 1142)

RED RIVER CLASSIC AT DALLAS, TEXAS, OCT. 10-11

1. OKLAHOMA STATE	837	1. Doug Martin, Oklahoma	64-74-69—207
2. Oklahoma	857	T2. Kevin Wentworth	66-75-68—209
3. Arizona	861	T5. Bob May	70-70-71—211
4. Louisiana State	862	T10. Brian Montgomery	74-69-72—215
5. Southern Methodist	868	T10. Carl Suneson	70-74-71—215
6. Southern California	870	T18. David White	77-73-67—217
7. UTEP	873	Harry Rudolph	71-71-76—218

(Arkansas 874, Texas 876, Georgia Tech 881, Texas A&M 882, Houston 884)

PING/TOUR TULSA AT TULSA, OKLA., OCT. 14-16

1. OKLAHOMA STATE	886	1. David Bishop, UTEP	74-71-69—214
2. UCLA	888	T6. Kevin Wentworth	77-73-71—221
3. Texas-El Paso	889	T9. Bob May	76-75-71—222
3. Tulsa	889	T13. Carl Suneson	74-75-74—223
5. Louisiana State	903	T13. David White	71-78-74—223
6. Arizona State	909	T19. Brian Montgomery	78-76-73—227

(Arizona 909, Oklahoma 910, Kansas)

GOLF WORLD/PALMETTO DUNES AT HILTON HEAD, S.C., NOV. 17-19

1. Clemson	850	1. Robert Gamez, Arizona	65-75-64—204
2. Arizona State	854	T5. Kevin Wentworth	69-73-71—213
3. Arizona	856	T8. Carl Suneson	67-75-72—214
4. Wake Forest	860	T54. Bob May	76-77-74—223
5. South Carolina	864	T65. David White	73-78-74—225
6. OKLAHOMA STATE	872	T65. Brian Montgomery	73-78-74—225

(Louisiana State 872, Florida 877, Oklahoma 878, Southern California 880, Arkansas 881, Georgia Tech 882, UTEP 883, UCLA 889, Tennessee 891, Georgia Southern 891, Texas 899, Washington 904)

UNLV/MCDONALD'S CLASSIC AT LAS VEGAS, NEV., NOV. 28-30

1. OKLAHOMA STATE	881	1. Kevin Wentworth	69-71-71—211
2. Arizona State	889	T10. Carl Suneson	78-69-77—224
3. Nevada-Las Vegas	895	T15. Brian Montgomery	76-78-71—225
4. Fresno State	897	T19. David White	75-80-71—226
4. San Jose State	897	Harry Rudolph	79-75-77—231

(UC Santa Barbara 899, BYU 904, Stanford 906, Pacific 911, Utah 917, New Mexico 935, UC Irvine 939, New Mexico State 949, Utah State 951, Cal State Long Beach 959)

SPRING OF 1989

PING/ARIZONA INTERCOLLEGIATE AT TUCSON, ARIZ., FEB. 1-3

1. Arizona State	880	1. David Sutherland, Fresno State	70-71-68—209
2. Fresno State	885	T14. David White	73-78-74—225
3. Texas-El Paso	897	T19. Bob May	74-76-76—226
4. OKLAHOMA STATE	901	T21. Carl Suneson	76-77-74—227
5. Arizona	903	T25. Kevin Wentworth	77-77-74—228
5. Georgia Tech	903	T35. Brian Montgomery	72-78-80—230

(South Carolina 913, Houston 914, Arkansas 917, Washington 917, San Jose State 920, Colorado 926, Pacific 926, UC Santa Barbara 927, Southern California 933, UCLA 946, New Mexico 948, Oregon 955, Missouri 959, Arizona "B" 961, New Mexico State 982)



ALL-TIME RESULTS

JOHN BURNS INTERCOLLEGIATE IN HONOLULU, HAWAII, FEB. 15-17

1. Oklahoma	847	1. Doug Martin, Oklahoma	68-67-71—206
2. Arizona State	851	T9. Kevin Wentworth	69-73-71—213
3. Nihon	856	T23. Carl Suneson	70-74-71—215
4. Fresno State	857	T54. Harry Rudolph	68-76-77—221
4. Texas-El Paso	857	T65. David White	77-70-75—222
4. Southern California	857	T70. Brian Montgomery	73-74-76—223

(Arkansas 862, UNLV 863, **Oklahoma State 864**, Arizona 868, New Mexico 872, Stanford 872, UCLA 875, Nevada-Reno 878, Pacific 881, UC Santa Barbara 881, UC Berkley 886, San Francisco 889, San Jose State 889, San Diego State 899, Texas A&M 899, Oregon State 901)

GOLF DIGEST INTERCOLLEGIATE AT HOUSTON, TEXAS, MAR. 9-11

1. Louisiana State	861	1. David Toms, LSU	69-67-70—206
2. OKLAHOMA STATE	876	T12. Bob May	73-74-72—219
2. Texas	876	T16. Kevin Wentworth	71-75-74—220
2. Wake Forest	876	T16. Carl Suneson	75-73-72—220
5. Arizona State	878	T29. David White	70-74-79—223
5. Clemson	878	T63. Harry Rudolph	74-83-74—231

(UTEP 882, Houston 885, Southern California 892, Oklahoma 896, Arizona 900, Arkansas 901, UCLA 906, Texas A&M 910, BYU 924)

MORRIS WILLIAMS INTERCOLLEGIATE AT AUSTIN, TEXAS, MAR. 23-26

1. Houston	865	1. Bob May	74-70-66—210
2. OKLAHOMA STATE	866	T5. David White	73-70-74—217
2. Florida	866	T10. Brian Montgomery	73-75-71—219
4. Oklahoma	870	T17. Kevin Wentworth	73-74-74—221
5. Texas	871	T36. Carl Suneson	77-74-74—225
6. Rice	880	T51. Harry Rudolph	77-74-79—230

(SMU 893, Southern California 894, Arkansas 899, Houston Baptist 902, North Texas 908, Texas A&M 920)

ALL-AMERICAN INTERCOLLEGIATE AT HOUSTON, TEXAS, APR. 6-8

1. Texas	869	1. Robert Gamez, Arizona	72-65-72—209
2. OKLAHOMA STATE	884	T6. David White	74-71-74—219
2. Louisiana State	884	T10. Kevin Wentworth	73-69-78—220
4. Arizona	893	T27. Carl Suneson	76-75-74—225
5. Tulsa	895	T31. Bob May	72-73-81—226
6. Houston	898	T38. Brian Montgomery	78-73-77—228

(UTEP 899, SMU 902, Southwest Louisiana 902, Houston Baptist 904, Arkansas 907, Texas A&M 910, Texas Christian 913, Baylor 917, Sam Houston 924, Texas Tech 926, Rice 926, Stephen F. Austin 928)

SUN DEVIL-THUNDERBIRD AT PHOENIX, ARIZ., APR. 20-22

1. Arizona State IBI	862	1. Aaron Bengoechea, Pacific	67-66-69—202
2. Arizona State IAI	864	T3. Harry Rudolph	71-68-72—211
3. UCLA	872	T16. Kevin Wentworth	71-74-72—217
4. Pacific	873	T47. David White	75-75-76—226
4. Washington	873	T63. Carl Suneson	79-75-77—231
6. Oklahoma	875	T71. Brian Montgomery	79-78-77—234

(Fresno State 875, BYU 876, Arizona 876, UTEP 876, Texas Christian 880, **Oklahoma State 885**, Southern California 885, Tulsa 889, SMU 901)

BIG EIGHT CHAMPIONSHIP AT TULSA, OKLA., MAY 15-16

1. OKLAHOMA STATE	875*	1. Kevin Wentworth	67-67-76—210
2. Oklahoma	875	T5. Carl Suneson	75-73-73—221
3. Kansas	915	T9. David White	76-75-73—224
4. Nebraska	927	10. Bob May	74-71-80—225
5. Colorado	938	T11. Harry Rudolph	78-77-75—230
6. Missouri	943		
7. Iowa State	963	*won playoff	
8. Kansas State	973		

NCAA CENTRAL REGIONAL AT MCKINNEY, TEXAS, MAY 25-27

1. OKLAHOMA STATE	880	1. Phil Mickelson, Arizona State	74-68-72—214
1. Oklahoma	880	T11. David White	79-72-71—222
3. Colorado	902	T14. Harry Rudolph	80-71-72—223
4. Houston	904	T20. Bob May	77-73-74—224
5. Illinois	905	T25. Carl Suneson	79-74-72—225

(Texas 907, Arkansas 907, Kansas 907, Tulsa 910, Miami (Ohio) 910, Southwest Louisiana 910, Kent State 911, Northwestern 917, Ohio State 918, SMU 923, Missouri 926, Texas A&M 934, Houston Baptist 936)

NCAA CHAMPIONSHIP AT EDMOND, OKLA., JUNE 7-10

1. Oklahoma	1139	1. Phil Mickelson, Arizona State	66-70-71-74—281
2. Texas	1158	T2. Kevin Wentworth	67-74-72-72—285
3. Clemson	1160	T21. Bob May	71-73-71-76—291
4. OKLAHOMA STATE	1162	T34. Carl Suneson	69-76-73-76—294
5. Arizona State	1166	T42. David White	77-70-77-73—297
6. Arizona	1170	T84. Harry Rudolph	77-75-73-87—312

(Arkansas 1171, LSU 1173, UCLA 1173, Georgia 1174, Florida 1180, East Tennessee State 1185, North Carolina 1187, Fresno State 1192, Southwest Louisiana 1194, Florida State 1196, UTEP 1197 – Missed cut – Georgia Tech 593, South Carolina 593, Southern California 593, Miami (Ohio) 594, Kansas 595, Illinois 596, Washington 596, Nevada-Reno 598, Houston 599, UNLV 600, North Carolina State 603, Auburn 609, Colorado 609)

FALL OF 1989

THE PREVIEW AT TARPON SPRINGS, FLA., SEPT. 23-24

1. OKLAHOMA STATE	569	1. Roger Winchester, Florida State	70-66—136
2. Florida	574	3. Kevin Wentworth	68-72—140
3. Florida State	576	8. Harry Rudolph	72-71—143
4. Clemson	579	T11. David White	71-73—144
5. Louisiana State	583	T14. Bob May	69-76—145
5. Arizona	583	31. Scott De Serrano	76-73—149
6. LSU	583	40. Bill Hoeffle	74-77—151

(Wake Forest 584, Texas 587, Oklahoma 593, North Carolina 593, UTEP 599, UCLA 619)

BUTLER NATIONAL AT OAK BROOK, ILL., SEPT. 30-OCT. 4

1. OKLAHOMA STATE	898	1. Craig Hainline	74-75-70—219
2. Oklahoma	902	T4. Kevin Wentworth	74-73-76—223
3. Tulsa	910	T6. Bob May	78-72-74—224
4. Duke	915	33. Harry Rudolph	77-78-79—234
5. Southern California	919	T41. David White	79-76-82—237

(Kent State 924, Miami (Ohio) 926, Stanford 930, Miami (Fla.) 933, Washington 934, Illinois 935, Northwestern 941, Temple 946, New Mexico 947, Kansas 948, Virginia 953, Missouri 979, Air Force 981)

RED RIVER CLASSIC AT DALLAS, TEXAS, OCT. 16-17

1. Texas	857	1. Taylor Tipton, Texas	66-68-76—210
2. OKLAHOMA STATE	858	T4. Kevin Wentworth	71-70-72—213
3. Arizona State	871	6. Scott De Serrano	71-68-75—214
4. Oklahoma	883	10. Craig Hainline	70-70-76—216
5. Arizona	884	T11. David White	70-73-74—217
6. UTEP	885	T15. Bob May	70-74-75—219

(Houston 887, SMU 891, Texas A&M 895, Southern California 897, UCLA 898, Florida State 900, Texas Christian 903, BYU 916, Arkansas 925)

GOLF WORLD/PALMETTO DUNES AT HILTON HEAD, S.C., NOV. 16-18

1. OKLAHOMA STATE	859	1. Bob May	71-69-66—206
2. Florida	861	7. Kevin Wentworth	75-72-68—215
3. Arizona State	864	T15. David White	74-72-72—218
4. Oklahoma	872	T23. Scott De Serrano	76-73-73—222
5. Texas	877	T28. Craig Hainline	74-81-73—228

(Clemson 882, LSU 885, UCLA 891, Arizona 893, Wake Forest 893, Fresno State 898, North Carolina 899, South Carolina 900, Arkansas 904, Georgia Tech 906, Florida State 908, Southern California 909, UTEP 913)

UNLV CLASSIC AT LAS VEGAS, NEV., NOV. 27-29

1. Arizona State	874	1. Phil Mickelson, Arizona State	72-71-72—215
2. Nevada-Las Vegas	876	T9. Kevin Wentworth	75-74-71—220
3. OKLAHOMA STATE	880	T9. Jaxon Brigman	71-74-75—220
4. UTEP	884	T14. Bob May	70-76-75—221
5. New Mexico	887	T21. Craig Hainline	78-74-71—223
6. Oklahoma	889	T38. David White	79-72-75—226

(Southern California 890, UNLV "B" 894, Nevada-Reno 898, BYU 901, Tennessee 902, South Florida 904, San Jose State 911, Utah 929, New Mexico State 942)

SPRING OF 1990

ARIZONA INTERCOLLEGIATE AT TUCSON, ARIZ., FEB. 5-6

1. Arizona State	838	1. Per Johansson, Arizona State	69-70-68—207
2. OKLAHOMA STATE	843	T4. Scott De Serrano	67-72-71—210
3. Arizona	858	T4. Kevin Wentworth	70-70-70—210
4. UCLA	869	6. Craig Hainline	74-66-71—211
5. Georgia Tech	871	T18. David White	72-75-70—217
6. UTEP	873	T24. Bob May	69-75-75—219

(Fresno State 875, New Mexico 883, Houston 889, Southern California 891, Oklahoma 897, Texas 898, Arkansas 900, New Mexico State 901, Pacific 913, Colorado 921, Missouri 921)

JOHN BURNS AT KANEOHE KLIPPER, HAWAII, FEB. 21-23

1. OKLAHOMA STATE	839	1. Kevin Wentworth	68-64-73—205
2. Arizona State	857	2. Bob May	72-67-68—207
3. Nevada-Las Vegas	862	T4. David White	73-70-68—211
4. UCLA	866	19. Craig Hainline	73-73-70—216
5. Arizona	867	84. Bill Hoeffle	77-74-77—228

(Oklahoma 870, UTEP 875, Auburn 875, Hawaii #1 878, UC Berkley 880, Nevada-Reno 880, UC Santa Barbara 883, Pacific 884, San Francisco 886, San Jose State 887, Southern California 890, New Mexico 891, Weber State 891, Arkansas 895, Nihon 896, Pepperdine 905, Hawaii #2 925, Utah State 949)

GOLF DIGEST COLLEGIATE AT THE WOODLANDS, TEXAS, MAR. 8-10

1. OKLAHOMA STATE	871	1. Pat Bates, Florida	71-72-68—211
2. Florida	873	T9. Kevin Wentworth	73-74-71—218
3. Texas	875	T9. Scott De Serrano	72-77-69—218
4. Houston	880	T14. Bob May	73-74-72—219
5. Arizona State	884	T23. David White	75-71-76—222
5. Southern California	884	T34. Craig Hainline	77-72-75—224

(UTEP 885, Clemson 885, Duke 885, Arizona 888, Wake Forest 889, LSU 896, UCLA 906, Arkansas 908, East Tennessee State 915)



ALL-TIME RESULTS



1990 John Burns Champions

MORRIS WILLIAMS AT AUSTIN, TEXAS, MAR. 22-24

1. OKLAHOMA STATE	863	1. Craig Hainline	73-69-71—213
2. Arizona State	868	T4. Scott De Serrano	71-73-73—217
3. Oklahoma	874	T4. Bob May	76-70-71—217
4. Texas	882	T12. Kevin Wentworth	76-75-71—222
5. Texas Christian	890	T17. David White	81-71-71—223

(Arkansas 896, Southern California 897, UTEP 898, Rice 902, Texas A&M 918, Houston 925, SMU 929, Baylor 931)

THE AMERICAN AT CARY, N.C., APR. 6-7

1. Florida	867	1. Chris DiMarco, Florida	67-70-73—210
2. North Carolina	873	8. Kevin Wentworth	69-75-74—218
3. North Carolina State	874	T9. Scott De Serrano	74-72-73—219
4. Georgia Tech	883	T9. Craig Hainline	70-74-75—219
5. OKLAHOMA STATE	885	T45. David White	81-77-73—231
6. Duke	886	58. Bob May	79-79-82—240

(Southern California 889, Clemson 901, UTEP 902, Wake Forest 908, South Carolina 909, East Tennessee State 914)

SUN DEVIL-THUNDERBIRD AT TEMPE, ARIZ., APR. 19-21

1. Arizona State	846	1. Ramon Brobio, BYU	72-65-72—209
2. OKLAHOMA STATE	862	T3. Craig Hainline	75-69-70—214
3. Arizona	870	10. Bob May	74-72-69—215
4. Nevada-Las Vegas	871	T17. Kevin Wentworth	76-70-72—218
4. Fresno State	871	T17. David White	77-71-70—218
6. BYU	878	T39. Scott De Serrano	81-69-72—222

(LSU 880, Arizona State "B" 882, UCLA 883, UTEP 884, Oklahoma 893, Oregon 895, Oregon State 901, Washington 910, Colorado 913)

BIG EIGHT CHAMPIONSHIP AT EDMOND, OKLA., APR. 25-26

1. OKLAHOMA STATE	849	1. Kevin Wentworth	70-65-76—211
2. Oklahoma	880	2. David White	70-70-72—212
3. Colorado	887	4. Scott De Serrano	71-73-72—216
4. Iowa State	909	T5. Craig Hainline	78-64-76—218
5. Kansas	911	7. Bob May	73-73-73—219
6. Nebraska	914		
7. Missouri	919		
8. Kansas State	920		

OAK TREE INTERCOLLEGIATE AT EDMOND, OKLA., MAY 17-18

1. Texas-El Paso	869	1. Chris DiMarco, Florida	66-70-78—214
2. Arizona State	873	T11. Scott De Serrano	75-69-74—218
3. Southern California	880	T11. Craig Hainline	71-73-74—218
4. OKLAHOMA STATE	883	T27. Kevin Wentworth	73-78-73—224
5. New Mexico	885	T39. Bob May	74-75-78—227
6. Arizona	887	T62. David White	76-74-82—232

(Florida 888, Oklahoma 888, East Tennessee State 888, Tulsa 889, Wake Forest 897, BYU 913, Texas 917, Arkansas 924, UCLA 929, Texas Christian 941, Texas A&M 951)

NCAA CENTRAL REGIONAL AT COLUMBUS, OHIO, MAY 24-26

1. OKLAHOMA STATE	878	1. Kevin Wentworth	73-72-69—214
2. Ohio State	885	T7. Craig Hainline	70-76-74—220
3. Miami (Ohio)	890	T21. Scott De Serrano	73-74-77—224
4. Kent State	893	T21. Bob May	76-76-72—224
5. Southwestern La.	897	T36. David White	73-75-79—227

(Oklahoma 900, Wisconsin 903, Texas 904, Rice 912, Arkansas 914, Illinois 915, Texas Christian 916, Tulsa 916, Baylor 918, Colorado 919, Wright State 920, Houston 920, Missouri 924, Texas A&M 924, Kansas 930, Wichita State 939)

NCAA CHAMPIONSHIP AT TARPON SPRINGS, FLA., JUNE 6-9

1. Arizona State	1155	1. Phil Mickelson, Arizona State	75-68-70-66—279
2. Florida	1157	T14. Kevin Wentworth	72-72-72-73—289
3. Arizona	1159	T23. Craig Hainline	75-73-69-74—291
4. OKLAHOMA STATE	1163	T28. Bob May	73-76-73-70—292
5. Oklahoma	1167	T28. Scott De Serrano	74-74-74-70—292
5. Fresno State	1167	T111. David White	79-75-78-74—306

(North Carolina 1168, Florida State 1169, Southwest Louisiana 1170, Ohio State 1171, Georgia Tech 1173, Clemson 1174, Southern California 1179, North Carolina State 1181, Georgia 1183, UTEP 1186, Duke 1195, Kent State 1196, Rice 1197, Central Florida 1203, Texas 1204, Oregon 1206, Miami (Ohio) 1207, New Mexico 1208, Auburn 1208, Miami (Florida) 1213, Nevada-Reno 1220, Wisconsin 1221, Arkansas 1228)

FALL OF 1990

TUCKER INVITATIONAL AT ALBUQUERQUE, N.M., SEPT. 13-15

1. Arizona	859	1. Christian Pena, Arizona	69-70-70—209
2. OKLAHOMA STATE	860	T6. Scott De Serrano	68-73-74—215
3. Nevada-Reno	865	T6. Craig Hainline	73-72-70—215
4. New Mexico	871	T14. Kevin Wentworth	72-73-72—217
5. Fresno State	877	T17. Brian Montgomery	70-73-76—219
6. Texas A&M	881	T28. Jaxon Brigman	71-79-72—222

(Pacific 886, Tulsa 886, BYU 887, Colorado 889, Air Force 894, UNLV 894, SMU 901, South Carolina 903, Utah 908, New Mexico State 918, Hawaii 918, Weber State 921)

THE PREVIEW AT PEBBLE BEACH, CALIF., OCT. 1-2

1. Clemson	867	1. Nicky Goetze, Clemson	69-71-69—209
2. Georgia Tech	873	T13. Craig Hainline	73-76-70—219
3. Arizona State	874	T20. Brian Montgomery	73-75-73—221
4. OKLAHOMA STATE	875	T22. Scott De Serrano	72-75-75—222
4. Nevada-Las Vegas	875	T26. Harry Rudolph	73-73-77—223
6. Georgia	877	T32. Jaxon Brigman	78-74-72—224
7. Arizona	879	T33. Kevin Wentworth	78-75-72—225

(UTEP 892, Fresno State 895, Texas 896, Florida 897, Oklahoma 906, Ohio State 906, Texas Christian 907, San Jose State 918)

KANSAS INVITATIONAL AT KANSAS CITY, MO., OCT. 9

1. OKLAHOMA STATE	298	1. Kevin Wentworth	71
2. Kansas	304	T4. Brian Montgomery	75
3. Nebraska	311	T4. Harry Rudolph	75
4. Wichita State	321	T8. Craig Hainline	77
4. Iowa State	321	T8. Scott De Serrano	77
6. Missouri	327	T13. Jaxon Brigman	78

LOUISIANA STATE INVITATIONAL AT NEW ORLEANS, LA., OCT. 16-17

1. Florida	846	1. Perry Moss, LSU	68-69-68—205
2. Louisiana State	853	T5. Craig Hainline	73-68-72—213
3. OKLAHOMA STATE	856	T8. Kevin Wentworth	77-70-67—214
4. North Carolina State	862	T15. Scott De Serrano	72-76-69—217
5. Arkansas	866	T19. Brian Montgomery	68-77-73—218
6. Wake Forest	868	T32. Harry Rudolph	73-75-75—223

(Texas A&M 880, Texas Christian 881, Mississippi State 887, Southwest Louisiana 893, Tulane 920, Navy 970)

GOLF WORLD/PALMETTO DUNES AT HILTON HEAD, S.C., NOV. 16-18

1. Arizona State	855	1. Phil Mickelson, Arizona State	68-70-70—208
2. North Carolina	857	T22. Kevin Wentworth	75-71-72—218
3. Florida	862	T26. Brian Montgomery	69-78-72—219
4. Clemson	863	T47. Jaxon Brigman	71-75-77—223
5. Georgia Tech	864	T59. Craig Hainline	75-76-74—225
6. UTEP	866	T59. Scott De Serrano	73-75-77—225

(UNLV 874, Texas 877, Oklahoma 879, OKLAHOMA STATE 880, Arizona 880, Kent State 881, Auburn 891, Wake Forest 892, Southwest Louisiana 894, Fresno State 896, Florida State 897, Duke 901)

UNLV INVITATIONAL AT LAS VEGAS, NEV., NOV. 26-28

1. Arizona State	879	1. Brett Dean, Arizona State	78-70-66—214
2. Nevada-Las Vegas	891	2. Kevin Wentworth	70-75-70—215
3. OKLAHOMA STATE	899	7. Scott De Serrano	73-73-72—218
3. North Carolina	899	T26. Bill Hoefle	82-74-75—231
5. Texas-El Paso	915	T44. Brian Montgomery	78-75-83—236
6. UCLA	917	T65. Brandon Knight	86-77-82—245

(Nevada-Reno 918, Tennessee 929, UNLV 931, BYU 934, New Mexico 934, Pacific 934, San Jose State 938, New Mexico State 939, Long Beach State 945)



ALL-TIME RESULTS

SPRING OF 1991

BIG ISLAND CLASSIC AT HILO, HAWAII, JAN. 8-10

1. OKLAHOMA STATE	886	1. Craig Hainline	72-73-71—216
2. Arizona	896	T2. Jaxon Brigman	72-73-76—221
3. Texas	899	T9. Kevin Wentworth	76-72-76—224
4. Tulsa	905	T15. Bob May	74-73-79—226
5. North Carolina	907	T33. Scott De Serrano	76-72-84—232

(Texas Christian 913, Texas A&M 915, Arkansas 916, North Carolina State 919, Oklahoma 920, Oregon 920, UH Manoa 928, Missouri 936, UH Hilo 996)

PING/ARIZONA INVITATIONAL AT TUCSON, ARIZ., JAN. 28-29

1. Arizona	866	1. James Kim, Southern California	71-65-77—213
2. OKLAHOMA STATE	871	2. Bob May	70-68-76—214
2. Southern California	871	T5. Kevin Wentworth	70-73-73—216
4. Arizona State	880	T20. Craig Hainline	74-76-72—222
5. Texas	883	T20. Brian Montgomery	69-76-77—222
6. Georgia Tech	892	T37. Jaxon Brigman	74-73-79—226

(UCLA 894, Oklahoma 896, UTEP 901, Arkansas 901, Stanford 901, New Mexico 902, Arizona "B" 907, Fresno State 910, Colorado 912, Houston 922 Missouri 938, New Mexico State 939)

JOHN BURNS INVITATIONAL AT LANIKAI, HAWAII, FEB. 20-22

1. Nevada-Las Vegas	870	1. Derek Gilchrist, UC Santa Barbara	68-71-74—213
2. Southern California	872	2. Bob May	73-74-67—214
3. Arizona State	873	T11. Kevin Wentworth	71-73-74—218
4. OKLAHOMA STATE	877	T27. Craig Hainline	74-74-73—221
5. Arizona	878	T43. Brandon Knight	74-73-77—224
6. UTEP	882	T62. Brian Montgomery	75-75-77—227

(Hawaii #1 882, Stanford 885, Pacific 888, California 890, Auburn 891, UC Santa Barbara 895, San Jose State 898, New Mexico 905, ULCA 906, San Francisco 919, Pepperdine 920, Weber State 952, UH Hilo 1003)

GOLF DIGEST COLLEGIATE AT THE WOODLANDS, TEXAS, MAR. 15-17

1. Arizona	866	1. Phil Mickelson, Arizona State	69-68-67—204
2. Arizona State	866	T10. Kevin Wentworth	74-68-75—217
3. North Carolina	873	T14. Craig Hainline	75-72-71—218
4. Texas	875	T21. Bob May	75-75-70—220
5. OKLAHOMA STATE	876	T41. Jaxon Brigman	75-74-76—225
6. Fresno State	878	T57. Scott De Serrano	73-81-74—228

(Clemson 887, Southern California 888, Florida 891, Wake Forest 891, UNLV 892, Houston 895, UTEP 895, Georgia Tech 896, Duke 904, Oklahoma 908)

MORRIS WILLIAMS AT AUSTIN, TEXAS, MAR. 21-23

1. OKLAHOMA STATE	858	1. Phil Mickelson, Arizona State	69-70-68—207
2. Arizona State	872	2. Kevin Wentworth	74-68-68—210
3. Oklahoma	878	T8. Scott De Serrano	69-79-71—219
4. Texas	882	T8. Jaxon Brigman	77-72-70—219
5. Arkansas	885	T15. Bob May	75-71-77—223
6. Texas Christian	896	T17. Craig Hainline	74-74-77—225
7. SMU	900	T22. Brian Montgomery	80-77-72—229

(Houston 902, Texas A&M 917)

SUN DEVIL AT TEMPE, ARIZ., APRIL 5-6

1. Arizona State	840	1. Phil Mickelson, Arizona State	68-68-68—204
2. Texas	865	T9. Scott De Serrano	70-74-72—216
3. OKLAHOMA STATE	866	T13. Kevin Wentworth	72-73-72—217
4. Nevada-Las Vegas	867	T25. Bob May	76-76-67—219
5. Texas Christian	873	T35. Craig Hainline	74-71-76—221
5. Arizona State "B"	873	T35. Jaxon Brigman	76-75-70—221

(Fresno State 876, Arizona 876, Oklahoma 880, Nihon 888, Houston 890, New Mexico 891, BYU 891, Oregon State 921, Wyoming 937)

STANFORD INTERCOLLEGIATE AT PALO ALTO, CALIF., APRIL 19-21

1. Arizona	861	1. David Berganio, Arizona	70-70-69—209
2. North Carolina	874	T6. Jaxon Brigman	71-72-72—215
3. OKLAHOMA STATE	876	T20. Brandon Knight	72-71-76—219
3. Florida	876	T23. Kevin Wentworth	79-75-66—220
4. Stanford	877	T36. Bob May	77-77-69—223
5. UTEP	879	T82. Brent Bostick	79-76-80—235

(Southern California 880, San Jose State 883, Fresno State 883, Arizona State 886, New Mexico 890, San Francisco 891, Nevada 897, UCLA 901, Oklahoma 901, California 905, Oregon 906, Washington 908)

BIG EIGHT CHAMPIONSHIP AT KANSAS CITY, MO., APRIL 29-30

1. OKLAHOMA STATE	889	1. Matt Gogel, Kansas	72-77-70—219
2. Oklahoma	917	2. Craig Hainline	76-74-70—220
3. Kansas	937	3. Bob May	79-69-73—221
4. Iowa State	941	5. Jaxon Brigman	74-78-71—223
5. Nebraska	955	T8. Kevin Wentworth	75-77-78—230
6. Missouri	964	T8. Scott De Serrano	76-78-76—230
7. Colorado	970		
8. Kansas State	972		

PING/OAK TREE COLLEGIATE AT EDMOND, OKLA., MAY 16-17

1. Arizona State	859	1. Warren Schutte, UNLV	68-73-68—209
2. Nevada-Las Vegas	863	T4. Scott De Serrano	70-73-70—213
3. OKLAHOMA STATE	865	T4. Jaxon Brigman	74-73-66—213
4. Arizona	866	T22. Bob May	74-78-66—218
5. Texas	871	T37. Kevin Wentworth	70-74-78—222
6. Oklahoma	872	66. Craig Hainline	74-77-79—230

(Arkansas 873, SW Louisiana 876, Texas Christian 879, Rice 885, LSU 887, East Tennessee State 901, Tulsa 902, Colorado 903)

NCAA CENTRAL REGIONAL AT BARTLESVILLE, OKLA., MAY 23-25

1. Arkansas	859	1. Ron Wuesche, Wisconsin	70-71-70—211
2. OKLAHOMA STATE	863	T2. Kevin Wentworth	69-70-73—212
3. Texas	867	T6. Scott De Serrano	71-72-70—213
4. Ohio State	875	T15. Bob May	70-73-75—218
5. Texas Christian	879	T35. Craig Hainline	76-74-72—222
6. SMU	880	T56. Jaxon Brigman	74-76-75—225

(Miami (Ohio) 880, Oklahoma 881, Rice 882, Northwestern 884, Indiana 885, Kent State 888, Kansas 890, Southwest Louisiana 896, Tulsa 897, Colorado 900, Ball State 903, Nebraska 904, Iowa State 910, Houston 913, Lamar 913)

NCAA CHAMPIONSHIP AT PEBBLE BEACH, CALIF., JUNE 5-8

1. OKLAHOMA STATE	1161	1. Warren Schutte, UNLV	72-70-74-67—283
2. North Carolina	1168	T4. Craig Hainline	74-72-71-72—289
3. Arizona State	1175	T10. Scott De Serrano	79-69-73-70—291
4. Wake Forest	1180	T22. Bob May	72-71-74-78—295
5. Brigham Young	1185	T28. Kevin Wentworth	75-68-80-73—296
6. Georgia Tech	1188	T45. Jaxon Brigman	79-73-76-72—300

(Southern California 1190, UNLV 1191, UTEP 1192, Texas 1192, Arkansas 1192, Central Florida 1195, Clemson 1196, North Carolina State 1197, Stanford 1200, New Mexico 1200, South Carolina 1200, Northwestern 1201, Arizona 1201, Florida 1206, Oklahoma 1207, Georgia 1210, SMU 1212, UCLA 1215, Ohio State 1215, Texas Christian 1216, Rice 1218, Miami (Ohio) 1225, Mississippi State 1227, LSU 1228)

FALL OF 1991

TUCKER INTERCOLLEGIATE AT ALBUQUERQUE, N.M., SEPT. 30-OCT. 1

1. Arizona	849	1. Daniel Seawell, South Carolina	69-67-74—210
2. OKLAHOMA STATE	855	T5. Chris Tidland	68-70-75—213
3. Nevada-Las Vegas	863	T8. Scott De Serrano	70-69-75—214
4. Arizona State	865	T14. Brandon Knight	72-69-75—216
5. Fresno State	879	T20. Jaxon Brigman	77-67-73—217
6. BYU	882	T25. Craig Hainline	74-71-73—218

(New Mexico 883, Texas Christian 883, South Carolina 883, UCLA 890, Utah 890, SMU 895, Tulsa 896, Colorado 901, Oklahoma 901, San Jose State 902, Wyoming 904, Hawaii 908, New Mexico State 911, Air Force 936)

GOLF WEEK/PREVIEW AT ALBUQUERQUE, N.M., OCT. 7-8

1. Arizona State	848	1. David White, Arkansas	68-66-72—206
2. Arkansas	854	T11. Jaxon Brigman	72-68-74—214
3. Georgia Tech	858	T15. Chris Tidland	73-71-71—215
4. Arizona	859	T28. Scott De Serrano	72-72-74—218
5. Wake Forest	861	T28. Craig Hainline	70-74-74—218
6. North Carolina	863	T43. Brandon Knight	74-73-74—221
7. OKLAHOMA STATE	864	T87. Bill Hoeffle	81-78-77—236

(UNLV 864, New Mexico 869, BYU 870, Texas 871, Clemson 872, Central Florida 876, Southern California 884, Florida 900)

LOUISIANA STATE INVITATIONAL AT NEW ORLEANS, LA., NOV. 4-5

1. Florida	896*	1. Chris Paulson, South Carolina	74-70-71—215
2. Arkansas	896	5. Alan Bratton	73-74-74—221
3. South Carolina	898	T12. Chris Tidland	73-77-76—226
4. OKLAHOMA STATE	901	T16. Bill Hoeffle	80-74-73—227
5. Nevada-Las Vegas	904	T24. Jaxon Brigman	76-76-78—230
6. Tulsa	910	T45. Brent Bostick	83-80-75—238

(Georgia Tech 911, LSU 923, Houston 934, Iowa 940, Tulane 949, Southwest Louisiana 956)
* - won playoff.

GOLF WORLD/PALMETTO DUNES AT HILTON HEAD, S.C., NOV. 15-17

1. Arizona State	863	1. Phil Mickelson, Arizona State	69-68-69—206
2. Georgia Tech	870	T13. Chris Tidland	70-76-73—219
3. Arizona	875	T16. Craig Hainline	69-77-74—220
4. OKLAHOMA STATE	878	T16. Jaxon Brigman	70-73-77—220
5. Nevada-Las Vegas	880	T34. Alan Bratton	72-74-80—226
6. Stanford	884	T56. Brent Bostick	76-80-73—229

(LSU 887, Arkansas 888, Florida 890, Clemson 894, North Carolina 901, Oklahoma 903, Wake Forest 909, North Carolina State 911, Miami (Ohio) 913, Texas Christian 913, Central Florida 914, UTEP 917)

UNLV REBEL CLASSIC AT LAS VEGAS, NEV., DEC. 2-3

1. Arizona State	861	1. Phil Mickelson, Arizona State	72-69-68—209
2. OKLAHOMA STATE	871	4. Chris Tidland	69-68-74—211
3. Nevada-Las Vegas	876	6. Craig Hainline	73-72-72—217
4. Texas Christian	885	T9. Jaxon Brigman	71-74-75—220
5. Louisiana State	888	T21. Brandon Knight	76-75-73—224
6. Oklahoma	893	T28. Alan Bratton	77-76-74—227

(Tennessee 899, Houston 909, UTEP 920, New Mexico State 922)



ALL-TIME RESULTS

SPRING OF 1992

BIG ISLAND INTERCOLLEGIATE AT WAIKALOA, HAWAII, FEB. 14-15

1. Nevada-Las Vegas	902	1. Alan Bratton	72-74-74—220
2. OKLAHOMA STATE	904	T8. Bill Hoefle	76-75-76—227
3. Texas	911	T10. Jaxon Brigman	77-78-74—229
4. Arkansas	920	T15. Brent Bostick	73-81-76—230
5. Texas Christian	925	T29. Chris Tidland	79-79-76—234

(Oregon 928, Oklahoma 933, Arizona 935, Texas A&M 936, Southern California 936, BYU 939, New Mexico 941, Tulane 944, San Francisco 950, Hawaii-Manoa 992, Hawaii-Hilo 1098)

PING/ARIZONA INTERCOLLEGIATE AT TUCSON, ARIZ., MAR. 2-3

1. Arizona State	566	1. Phil Mickelson, Arizona State	68-71—139
2. New Mexico	574	T27. Jaxon Brigman	76-70—146
3. Southern California	576	T36. Alan Bratton	72-75—147
4. Arizona	578	T36. Chris Tidland	73-74—147
4. North Carolina	578	T36. Brandon Knight	73-74—147
6. Fresno State	579	T81. Brent Bostick	80-77—157

(Colorado 580, UNLV 583, Pacific 583, Stanford 584, Oklahoma 584, **OKLAHOMA STATE 587**, Arizona "B" 597, UCLA 600, UTEP 605, East Tennessee State 608, Hawaii 611)

GOLF DIGEST COLLEGIATE AT HOUSTON, TEXAS, MAR. 13-15

1. Arizona State	872	1. Phil Mickelson, Arizona State	73-67-67—207
2. Nevada-Las Vegas	879	2. Alan Bratton	73-72-66—211
3. Texas Christian	883	T18. Bill Hoefle	75-75-73—223
4. Texas	887	T36. Jaxon Brigman	74-77-76—227
5. Arizona	889	T53. Craig Hainline	75-75-80—230
6. OKLAHOMA STATE	890	T62. Chris Tidland	74-79-81—234

(Georgia Tech 891, Wake Forest 893, Clemson 896, Arkansas 901, LSU 906, Fresno State 908, Houston 912, Southern California 914, North Carolina 921)

MORRIS WILLIAMS AT AUSTIN, TEXAS, MAR. 23-24

1. Texas	891*	1. Bill Hoefle	74-74-68—216
2. OKLAHOMA STATE	891	T10. Alan Bratton	75-72-77—224
3. Nevada-Las Vegas	895	T14. Craig Hainline	76-73-77—226
4. Arizona	898	T18. Chris Tidland	76-76-75—227
5. North Carolina	900	T44. Brandon Knight	76-83-76—235

(Arizona State 912, Oklahoma 914, Texas Christian 915, Houston 916, Florida 917, Arkansas 918, Nittai 989)
* - won scorecard playoff

PING-AMERICAN COLLEGIATE AT RALEIGH, N.C., APR. 11-12

1. Georgia Tech	867	1. Brian Gay, Florida	74-73-67—214
2. North Carolina	871	2. Alan Bratton	70-72-72—214*
3. South Carolina	872	T24. Jaxon Brigman	70-77-75—222
4. Duke	873	T28. Craig Hainline	75-75-73—223
5. OKLAHOMA STATE	879	T46. Chris Tidland	73-78-76—227
6. UNLV	880	T54. Bill Hoefle	78-71-82—231
7. Arizona State	883	* - lost in playoff.	

(Clemson 884, Florida 887, North Carolina State 888, Southern California 890, Wake Forest 892)

ARIZONA STATE SUN DEVIL AT TEMPE, ARIZ., APRIL 17-18

1. Arizona State	854	1. Phil Mickelson, Arizona State	65-71-73—209
2. Arizona	859	T16. Craig Hainline	72-75-71—218
3. Texas	869	T16. Bill Hoefle	75-74-69—218
4. Nevada-Las Vegas	871	T27. Alan Bratton	73-73-76—222
5. Brigham Young	873	T43. Jaxon Brigman	77-79-72—228
6. OKLAHOMA STATE	881	T52. Chris Tidland	75-76-78—229

(Arizona State #2 889, New Mexico 891, LSU 892, North Carolina 895, Texas Christian 898, Rice 903, Oklahoma 914, UCLA 919, Nittai 931)

BIG EIGHT CHAMPIONSHIP AT HUTCHINSON, KAN., APR. 27-28

1. Oklahoma	866	1. Alan Bratton	68-71-71—210
2. OKLAHOMA STATE	868	6. Chris Tidland	74-77-68—219
3. Iowa State	901	T7. Jaxon Brigman	71-76-73—220
4. Kansas	907	T10. Bill Hoefle	72-77-72—221
5. Colorado	915	T13. Craig Hainline	74-75-76—225
6. Kansas State	919		
7. Nebraska	922		
8. Missouri	938		

PERRY MAXWELL AT ARDMORE, OKLA., MAY 15-16

1. Arizona	833	1. Harry Rudolph, Arizona	67-67-69—203
2. OKLAHOMA STATE	835	6. Chris Tidland	69-69-70—208
3. Oklahoma	842	T9. Brandon Knight	68-69-74—211
4. Arkansas	844	T12. Bill Hoefle	70-71-71—212
5. Brigham Young	847	T18. Alan Bratton	71-74-69—214
6. Texas	857	T18. Craig Hainline	74-68-72—214
7. Southwestern La.	860	T32. Jaxon Brigman	74-69-74—217
8. Texas Christian	862	T58. Brent Bostick (ind)	74-74-75—223

(New Mexico 870, Houston 871, Colorado 875, UTEP 875, Rice 878, Tulsa 881)

NCAA CENTRAL REGIONAL AT DALLAS, TEXAS, MAY 21-23

1. Texas	856	1. Justin Leonard, Texas	68-69-70—207
2. Arkansas	870	T11. Chris Tidland	75-74-69—218
3. OKLAHOMA STATE	878	T11. Jaxon Brigman	75-70-73—218
4. Ohio State	882	T31. Alan Bratton	74-71-78—223
5. Houston	888	T34. Craig Hainline	75-72-77—224
6. Oklahoma	892	T42. Bill Hoefle	79-72-75—226

(Kent State 895, Wisconsin 896, Rice 900, Texas Christian 901, Texas Tech 902, Colorado 902, Iowa 902, Tulsa 904, Kansas 905, Indiana 905, Michigan State 907, Texas A&M 907, Iowa State 907, Southwest Louisiana 911, Missouri 932)

NCAA CHAMPIONSHIP AT ALBUQUERQUE, N.M., JUNE 3-6

1. Arizona	1129	1. Phil Mickelson, Arizona State	63-65-69-74—271
2. Arizona State	1136	T4. Jaxon Brigman	72-72-69-69—282
3. OKLAHOMA STATE	1144	T15. Alan Bratton	68-74-74-71—287
4. Nevada-Las Vegas	1150	T15. Craig Hainline	70-75-72-70—287
5. Georgia Tech	1151	T26. Bill Hoefle	72-72-74-72—290
6. Texas	1152	T74. Chris Tidland	78-73-75-73—299

(Florida 1155, Arkansas 1156, Stanford 1158, New Mexico 1161, Alabama 1163, Clemson 1166, Houston 1168, Oklahoma 1171, Central Florida 1184 - Missed cut - Texas Christian 586, Virginia 586, Wisconsin 586, Fresno State 586, San Jose State 587, BYU 587, LSU 588, North Carolina 590, Wake Forest 591, East Tennessee State 592, Kent State 592, Ohio State 594, South Carolina 595, UC Irvine 606, Rice 619)

FALL OF 1992

PING/GOLFWEK PREVIEW AT LEXINGTON, KY., OCT. 2-3

1. Arizona State	876	1. Nicky Goetze, Clemson	72-70-72—214
2. Clemson	880	T2. Bill Hoefle	74-74-70—218
3. Florida	881	T6. Alan Bratton	74-73-73—220
4. Wake Forest	887	T25. Brandon Knight	74-78-75—227
5. Nevada-Las Vegas	892	T30. Chris Tidland	74-79-75—228
6. OKLAHOMA STATE	893	T48. Craig Hainline	74-79-77—230
7. New Mexico	895	T73. Kris Cox	75-81-81—237

(Texas 898, Arizona 902, Arkansas 908, Kentucky 912, Oklahoma 913, North Carolina 918, BYU 923, Alabama 926)

TAYLOR MADE/RED RIVER CLASSIC AT DALLAS, TEXAS, OCT. 12-13

1. Texas	853	1. Brian Gay, Florida	68-67-74—209
2. Arizona State	856	T6. Brandon Knight	69-72-71—212
3. OKLAHOMA STATE	861	T6. Kris Cox (individual)	68-72-72—212
4. Florida	863	T9. Craig Hainline	74-69-71—214
5. Arizona	864	T18. Alan Bratton	71-73-72—216
6. Wake Forest	866	T41. Chris Tidland	68-72-81—221
6. Texas Christian	866	T65. Bill Hoefle	78-72-80—230

(New Mexico 872, Southern California 873, Arkansas 873, SMU 880, North Carolina 882, Oklahoma 889, BYU 899, Hawaii 912)

JERRY PATE NATIONAL INTERCOLLEGIATE AT BIRMINGHAM, ALA., OCT. 26-27

1. OKLAHOMA STATE	867	1. David Berganio, Arizona	76-68-66—210
2. Nevada-Las Vegas	874	T2. Brandon Knight	70-71-73—214
3. Arizona	879	T4. Craig Hainline	72-73-71—216
4. Texas	880	T9. Alan Bratton	79-71-70—220
5. Arizona State	896	T13. Chris Tidland	73-73-76—222
6. Georgia Tech	898	T27. Bill Hoefle	77-76-73—226

(Wake Forest 901, Clemson 901, Florida 905, Alabama 911, Auburn 911, Georgia 918)

PALMETTO DUNES AT HILTON HEAD, S.C., NOV. 13-15

1. Arizona	837	1. David Berganio, Arizona	68-66-67—201
2. OKLAHOMA STATE	852	T3. Chris Tidland	68-72-68—208
3. Arkansas	855	T10. Kris Cox	67-73-73—213
4. Georgia Tech	864	T12. Brandon Knight	70-74-70—214
4. Nevada-Las Vegas	864	T31. Craig Hainline	76-72-71—219
6. Wake Forest	869	T53. Alan Bratton	76-76-71—223

(Virginia 870, New Mexico 870, Arizona State 875, Florida 876, Alabama 878, Oklahoma 879, Clemson 884, East Tennessee State 896, Central Florida 896, Southern California 898, Columbus College 904, San Jose State 908)

UNLV REBEL CLASSIC AT LAS VEGAS, NEV., NOV 30-DEC. 2

1. Florida	861	1. Stewart Cink, Georgia Tech	68-71-69—208
2. OKLAHOMA STATE	863	T4. Alan Bratton	71-73-68—212
3. Nevada-Las Vegas	864	T10. Kris Cox	69-69-76—214
4. Georgia Tech	866	T19. Craig Hainline	72-76-71—219
5. Tennessee	875	T44. Brandon Knight	75-80-70—225
5. New Mexico State	875	T63. Bill Hoefle	79-73-80—232

(Arizona State 879, LSU 880, Texas Christian 881, New Mexico 883, Nevada-Reno 890, Pacific 891, Pepperdine 891, Washington 911, San Francisco 946)



ALL-TIME RESULTS



1992 Jerry Pate National Intercollegiate Champions

SPRING OF 1993

TAYLOR MADE/BIG ISLAND AT WAIKOLOA, HAWAII, FEB. 13-15

1. Arkansas	872	1. Todd Demsey, Arizona State	68-70-70—208
2. Arizona State	873	4. Alan Bratton	70-73-72—215
3. Nevada-Las Vegas	879	T5. Chris Tidland	71-71-75—217
4. OKLAHOMA STATE	883	T36. Kris Cox	78-74-75—227
5. UCLA	886	T43. Craig Hainline	84-70-75—229
6. Arizona	894	T43. Bill Hoeffle (Individual)	73-81-75—229
6. New Mexico	894	63. Brandon Knight	79-80-78—237

(Texas A&M 899, Pepperdine 901, Fresno State 903, Oregon 906, Southern California 910, Hawaii 921, Tulane 935, Weber State 960, San Diego State 960, Hawaii-Hilo 1000)

JOHN BURNS AT KANEHOE, HAWAII, FEB. 17-19

1. OKLAHOMA STATE	847	1. Scott Peterson, Colorado	71-66-68—205
2. Arizona	851	T7. Chris Tidland	69-69-73—211
2. Auburn	851	T9. Bill Hoeffle	70-70-72—212
4. Nevada-Las Vegas	852	T11. Craig Hainline	71-70-72—213
5. New Mexico	856	T21. Kris Cox	70-72-73—215
6. Colorado	856	T28. Alan Bratton	73-75-69—217

(Arizona State 859, UCLA 861, Fresno State 875, Oklahoma 875, Southern California 882, Hawaii 888, Washington 889, San Jose State 890, UTEP 893, BYU 894, UC Santa Barbara 894, Utah 911, Wyoming 914, Hawaii-Hilo 955)

GOLF DIGEST AT HOUSTON, TEXAS, MARCH 12-14

1. Arizona	596	1. Lee McEntee, North Carolina	72-73—145
2. North Carolina	599	2. Brandon Knight	76-70—146
3. OKLAHOMA STATE	601	T8. Alan Bratton	75-74—149
3. Georgia Tech	601	T10. Bill Hoeffle (Individual)	74-76—150
5. Clemson	604	T26. Kris Cox	76-77—153
6. Louisiana State	606	T26. Craig Hainline	77-76—153
7. Texas	608	T51. Chris Tidland	79-78—157

(Texas Christian 612, Alabama 613, New Mexico 616, Arizona State 618, Wake Forest 618, Oklahoma 620, UNLV 620, Houston 625)

MORRIS WILLIAMS AT AUSTIN, TEXAS, MARCH 22-23

1. Texas	849	1. Justin Leonard, Texas	67-71-67—205
2. Arkansas	856	T3. Chris Tidland	73-68-72—213
3. OKLAHOMA STATE	869	T11. Brandon Knight	76-67-76—219
4. Oklahoma	878	T16. Kris Cox	75-74-72—221
5. Nevada-Las Vegas	881	T23. Alan Bratton	73-77-74—224
5. Arizona	881	T40. Bill Hoeffle	72-78-80—230
7. Houston	899	T42. Craig Hainline	79-73-79—231

(Texas Christian 903, SMU 909)

CARPET CAPITAL CLASSIC AT DALTON, GA., APRIL 3-4

1. Clemson	573	1. Danny Ellis, Clemson	70-67—137
2. Georgia Tech	579	3. Kris Cox	69-72—141
3. OKLAHOMA STATE	584	T5. Alan Bratton	74-69—143
4. Florida	586	T8. Chris Tidland	75-69—144
5. South Carolina	590	T68. Brandon Knight	81-76—157
6. North Carolina	595	T73. Craig Hainline	80-79—159

(Wake Forest 596, Duke 599, North Carolina State 600, Alabama 601, Texas 601, LSU 602, Auburn 609, Tennessee 611, Virginia 615, Georgia 615)

PING/AMERICAN INTERCOLLEGIATE AT CARY, N.C., APRIL 10-11

1. Texas	868	1. Carl Paulson, South Carolina	67-68-74—209
2. OKLAHOMA STATE	871	6. Chris Tidland	72-72-70—214
3. Nevada-Las Vegas	872	T12. Alan Bratton	77-69-72—218
4. Florida	873	T24. Brandon Knight	70-75-76—221
5. Georgia Tech	878	T29. Bill Hoeffle	70-75-77—222
6. South Carolina	880	T42. Kris Cox	74-74-79—227

(Arizona 880, Wake Forest 882, Clemson 885, North Carolina State 887, North Carolina 897, Duke 898)

ARIZONA STATE SUN DEVIL AT TEMPE, ARIZ., APRIL 16-17

1. Arizona	850	1. David White, Arkansas	68-70-70—208
2. Arkansas	854	T7. Brandon Knight	70-68-74—212
3. Arizona State Maroon	855	T29. Chris Tidland	73-74-72—219
4. Arizona State Gold	857	T39. Kris Cox	72-75-74—221
5. Nevada-Las Vegas	860	T42. Alan Bratton	77-72-73—222
6. Oklahoma	865	T46. Bill Hoeffle	76-71-76—223
7. Southern Methodist	867		
8. OKLAHOMA STATE	869		

(Texas Christian 875, BYU 877, New Mexico 890, Utah 916)

BIG EIGHT CHAMPIONSHIP AT HUTCHINSON, KAN., APRIL 26-27

1. OKLAHOMA STATE	888	1. Bob Kalinowski, Colorado	71-72-72—214
2. Kansas	889	2. Chris Tidland	77-67-72—216
3. Colorado	898	T4. Alan Bratton	67-73-79—219
4. Oklahoma	900	T8. Kris Cox	75-74-76—225
5. Iowa State	925	T16. Craig Hainline	76-76-78—230
6. Nebraska	931	26. Brandon Knight	75-77-83—235
7. Kansas State	936		
8. Missouri	955		

THE MAXWELL AT ARDMORE, OKLA., MAY 15-16

1. Georgia Tech	842	1. David Duval, Georgia Tech	68-70-70—208
2. Oklahoma	845	T4. Chris Tidland	71-70-70—211
3. OKLAHOMA STATE	854	T7. Bill Hoeffle	70-72-70—212
4. Arizona	860	T11. Brandon Knight	75-75-65—215
5. Texas Christian	869	T36. Craig Hainline	74-71-77—222
6. Southwestern La.	870	T39. Alan Bratton	75-75-73—223
6. Texas A&M	870	T45. Kris Cox	79-75-71—225

(Houston 874, Texas 874, Colorado 877, Kansas 883, Tulsa 883)

NCAA CENTRAL REGIONAL AT COLUMBUS, OHIO, MAY 19-21

1. Kent State	870	1. Heath Fell, Michigan State	69-72-73—214
2. Texas	883	T18. Chris Tidland	73-75-73—221
3. OKLAHOMA STATE	885	T23. Kris Cox	75-70-78—223
4. Oklahoma	886	T23. Bill Hoeffle	74-75-74—223
5. Minnesota	887	T37. Alan Bratton	72-79-74—225
6. Southwestern Louisiana	894	T43. Brandon Knight	76-72-78—226

(Arkansas 894, Michigan State 895, Ohio State 897, Kansas 899, Texas A&M 901, Kentucky 901, SMU 908, Texas Christian 909, Houston 909, Marshall, Baylor, Iowa State, Colorado, Southwest Missouri, Kansas State)

NCAA CHAMPIONSHIP AT LEXINGTON, KY., JUNE 2-5

1. Florida	1145	1. Todd Demsey, Arizona State	73-65-71-69—278
2. Georgia Tech	1146	T28. Chris Tidland	75-73-76-70—294
3. North Carolina	1147	T34. Alan Bratton	71-76-73-75—295
4. Clemson	1153	T56. Kris Cox	77-75-76-73—301
5. Texas	1156	63. Bill Hoeffle	80-73-75-75—303
6. Arizona State	1162	70. Brandon Knight	78-73-77-80—308

(Arkansas 1169, UNLV 1176, Oklahoma 1177, Duke 1179, Wake Forest 1184, **OKLAHOMA STATE 1188**, Augusta 1189, Southwest Louisiana 1190, Kansas 1200—Missed cut—Arizona 595, LSU 597, UCLA 597, Auburn 597, Ohio State 598, Minnesota 598, Fresno State 599, North Carolina State 599, New Mexico 601, BYU 605, New Mexico State 613, Kent State 616, Michigan State 616, Alabama 620, Pepperdine 621)

FALL OF 1993

PING/GOLFWEK PREVIEW AT MCKINNEY, TEXAS, OCT. 2-3

1. Nevada-Las Vegas	876	1. Bud Still, Arkansas	69-73-72—214
2. Oklahoma	879	T11. Jaxon Brigman	72-74-73—219
3. OKLAHOMA STATE	882	T3. Leif Westerberg	80-71-71—222
4. Clemson	883	T23. Chris Tidland	74-72-76—222
5. Texas	885	T28. Trip Kuehne	77-70-76—223
6. Arizona	889	T82. Keith Blythe	76-78-80—234

(SMU 890, Arkansas 890, New Mexico 891, Arizona State 892, LSU 893, Virginia 896, Wake Forest 896, Florida 896, North Carolina 900, Georgia Tech 900, Stanford 900, Ohio State 907)

TAYLOR MADE/RED RIVER CLASSIC AT DALLAS, TEXAS, OCT. 11-12

1. OKLAHOMA STATE	852	1. Patrick Lee, Oklahoma	66-67-72—205
2. Oklahoma	853	T3. Leif Westerberg	72-68-70—210
3. Georgia Tech	855	T7. Alan Bratton	71-69-72—212
4. Wake Forest	862	T9. Kris Cox (Individual)	74-68-72—214
5. Texas	864	T14. Jaxon Brigman	73-72-70—215
6. Arizona State	867	T25. Trip Kuehne	76-71-71—218
7. Arizona	873	T28. Chris Tidland	76-74-69—219

(Houston 876, Texas Christian 883, North Carolina 884, New Mexico 886, Southwestern Louisiana 904, Hawaii 904, Tulsa 907, North Texas State 941)



ALL-TIME RESULTS

PING TULSA INVITATIONAL AT TULSA, OKLA., OCT. 18-19

1. OKLAHOMA STATE	865	1. Chris Tidland	73-68-71—212
2. Florida	877	3. Trip Kuehne	70-71-74—215
3. Houston	889	T7. Jaxon Brigman	76-74-69—219
4. Oklahoma	891	T9. Alan Bratton	74-69-77—220
5. Arkansas	899	T32. Leif Westerberg	75-76-78—229
5. Colorado	899		

(SMU 900, Tulsa 903, LSU 908, Oral Roberts 917, Southwestern Louisiana 919, Missouri 921)

JERRY PATE NATIONAL INTERCOLLEGIATE AT BIRMINGHAM, ALA., OCT. 25-26

1. Wake Forest	867	1. Ron Whittaker, Wake Forest	72-68-72—212
2. Auburn	868	T2. Trip Kuehne	71-74-68—213
3. Arizona	871	T11. Alan Bratton	69-76-72—217
4. North Carolina	874	T28. Leif Westerberg	74-71-77—222
5. OKLAHOMA STATE	878	T48. Chris Tidland	76-76-77—229
5. Arizona State	878	T51. Jaxon Brigman	73-76-81—230

(Alabama 881, Texas 883, Arkansas 883, UNLV 884, Clemson 901, Georgia Tech 901)

GOLF WORLD/PALMETTO DUNES COLLEGIATE AT HILTON HEAD, S.C., NOV. 12-14

1. OKLAHOMA STATE	841	1. Notah Begay, Stanford	66-69-67—202
2. Wake Forest	847	T3. Leif Westerberg	68-72-68—208
3. Stanford	850	T3. Chris Tidland	70-68-70—208
4. Oklahoma	859	T14. Alan Bratton	72-73-69—214
5. Florida	864	T19. Kris Cox	71-70-75—216
6. UNLV	865	T24. Jaxon Brigman	71-75-71—217

(Arizona 866, Georgia Tech 869, Arizona State 871, North Carolina 872, Clemson 873, Alabama 875, Arkansas 877, Kent State 880, Duke 881, Augusta 884, New Mexico 896, Abilene Christian 932)

SPRING OF 1994

PING/ARIZONA INTERCOLLEGIATE AT TUCSON, ARIZ., FEB. 7-8

1. OKLAHOMA STATE	834	1. Alan Bratton	68-66-69—203
2. Texas	835	5. Kris Cox	67-67-72—206
3. Arizona State	843	T14. Leif Westerberg	74-70-67—211
4. Oklahoma	847	T32. Jaxon Brigman	73-70-73—216
5. Fresno State	851	T32. Trip Kuehne	73-71-72—216

(New Mexico 861, Pepperdine 861, Pacific 864, Arizona (blue) 867, UCLA 868, Arizona (white) 871, Colorado 871, UTEP 871, Arizona (red) 875, Tulane 910)

BIG ISLAND CLASSIC AT WAIKOLOA, HAWAII, FEB. 20-22

1. Arizona State	851	1. Notah Begay, Stanford	71-66-69—206
2. Stanford	855	3. Chris Tidland	69-67-75—211
3. Nevada Las Vegas	863	T12. Kris Cox	76-70-71—217
4. Texas A&M	868	T29. Trip Kuehne	76-71-73—220
5. OKLAHOMA STATE	870	T42. Leif Westerberg	74-74-75—223
6. Nihon	873	T68. Alan Bratton	75-78-76—229

(Arizona 881, Fresno State 882, Pepperdine 882, Pacific 889, New Mexico 891, Oregon 894, Southern California 901, Arkansas 902, Manoa 906, UC Santa Barbara 909, UCLA 916, Weber State 918, San Francisco 920, UTEP 920, Washington 924, Nagoya 937, Tulane 961, Hawaii-Hilo 971)

JOHN BURNS INTERCOLLEGIATE AT KANEHOE, HAWAII, FEB. 23-25

1. OKLAHOMA STATE	840	1. Kris Cox	69-70-67—206
2. Stanford	843	2. Alan Bratton	67-70-71—208
3. Arizona State	849	16. Trip Kuehne	74-73-67—214
4. Nevada-Las Vegas	852	T23. Chris Tidland	70-72-74—216
5. Brigham Young	864	T31. Leif Westerberg	71-72-74—217

(Arizona 866, Auburn 867, UTEP 868, Southern California 873, Oklahoma 875, Fresno State 875, New Mexico 875, UCLA 877, Nevada-Reno 882, Manoa 885, Wyoming 890, Washington 899, Colorado State 903, Hawaii-Hilo 910, Utah 919)



1993 Red River Classic Champions

GOLF DIGEST COLLEGIATE AT THE WOODLANDS, TEXAS, MARCH 11-13

1. Oklahoma	877	1. Craig Cozby, Oklahoma	71-74-71—216
2. Texas	881	*2. Alan Bratton	77-68-71—216
3. Wake Forest	885	T13. Leif Westerberg	72-78-71—221
4. Arizona State	886	T20. Jaxon Brigman (Ind.)	74-68-80—222
5. OKLAHOMA STATE	888	T27. Kris Cox	75-78-72—225
5. Georgia Tech	888	T48. Chris Tidland	74-78-76—228
7. Arizona	893	T51. Trip Kuehne	77-76-76—229
8. Arkansas	894	* - lost playoff	

(North Carolina 895, Clemson 897, UNLV 900, New Mexico 905, Houston 915, LSU 917, Alabama 929)

MORRIS WILLIAMS AT AUSTIN, TEXAS, MARCH 21-22

1. OKLAHOMA STATE	875	1. Alan Bratton	66-72-72—210
2. Nevada-Las Vegas	876	T10. Chris Tidland	72-74-76—222
3. North Carolina	883	T13. Jaxon Brigman	77-73-73—223
4. Florida	884	T22. Kris Cox	76-76-73—225
5. Arizona State	885	T29. Trip Kuehne	77-73-76—226
6. Texas	895	T29. Brandon Knight (Ind.)	78-74-74—226

(Arizona 895, Georgia Tech 899, Texas Christian 903, Oklahoma 908, Houston 927)

PING/INTERCOLLEGIATE AT CARY, N.C., APRIL 9-10

1. OKLAHOMA STATE	861	1. Kris Cox	72-68-73—213
2. Florida	863	T5. Alan Bratton	71-71-73—215
3. North Carolina	869	T17. Chris Tidland	70-79-70—219
4. Georgia Tech	878	T17. Trip Kuehne	70-74-75—219
5. Wake Forest	882	T35. Leif Westerberg	76-77-72—225

(Clemson 883, Arizona 884, UNLV 892, Duke 896, North Carolina State 898, South Carolina 900, New Mexico 914)

ASU/THUNDERBIRD AT TEMPE, ARIZ., APRIL 15-16

1. Arizona State Gold	841	1. Larry Barber, Arizona State	70-65-70—205
2. OKLAHOMA STATE	856	T2. Kris Cox	68-71-70—209
2. Texas	856	T11. Alan Bratton	70-72-73—215
4. Oklahoma	867	T22. Leif Westerberg	73-73-72—218
4. Nevada-Las Vegas	867	T31. Trip Kuehne	69-76-75—220
6. Arizona	868	T31. Jaxon Brigman (Ind.)	71-73-76—220
7. Arizona State "Maroon"	878	T41. Chris Tidland	70-73-79—222

(Fresno State 879, Arkansas 880, Stanford 880, BYU 883, Oregon 885, Southern California 885, Colorado 888, UCLA 895)

BIG EIGHT CHAMPIONSHIP AT HUTCHINSON, KAN., APRIL 25-26

1. OKLAHOMA STATE	883	1. Bob Kalinowski, Colorado	69-76-72—217
2. Kansas	888	2. Alan Bratton	71-75-72—218
3. Oklahoma	901	T4. Chris Tidland	72-77-71—220
4. Colorado	906	T4. Trip Kuehne	73-75-72—220
5. Nebraska	923	T14. Leif Westerberg	78-77-75—230
6. Kansas State	940	T17. Kris Cox	73-82-76—231
7. Missouri	958		
8. Iowa State	961		

THE MAXWELL AT ARDMORE, OKLA., MAY 14-15

1. Arizona State	855	1. Larry Barber, Arizona State	67-69-74—209
2. OKLAHOMA STATE	861	4. Trip Kuehne	68-75-69—212
2. Texas	866	T9. Alan Bratton	70-70-75—215
4. Oklahoma	868	T12. Jaxon Brigman (Ind.)	75-70-71—216
5. Arizona	871	T18. Brandon Knight (Ind.)	72-71-75—218
5. Georgia Tech	871	T23. Leif Westerberg	72-76-71—219
5. Texas A&M	871	T31. Kris Cox	71-75-74—220
8. North Carolina	877	T31. Chris Tidland	74-73-73—220
9. Tulsa	881	T41. Keith Blythe (Ind.)	70-79-72—221
10. Houston	883	T44. Brian Guetz (Ind.)	69-80-73—222
11. Colorado	887	T60. Justin Good	72-79-75—226

(New Mexico 891, Baylor 896, Southwestern Louisiana 913, Texas Christian 914)

NCAA CENTRAL REGIONAL AT OKLAHOMA CITY, OKLA., MAY 19-21

1. Texas	851	1. Dean Larsson, Houston	70-68-69—207
2. Colorado	853	5. Alan Bratton	69-70-72—211
3. OKLAHOMA STATE	855	T21. Leif Westerberg	70-69-76—215
4. Kent State	858	T28. Kris Cox	75-70-72—217
5. Arkansas	863	T45. Trip Kuehne	77-70-72—219
6. Oklahoma	864	T45. Chris Tidland	73-73-73—219

(Houston 866, SMU 867, Texas Christian 869, Miami (Ohio) 871, Ohio State 871, Texas A&M 875, Tulsa 876, Minnesota 876, Wisconsin 877, Kansas 882, Baylor 886, Southwestern Louisiana 889, Nebraska 894, Michigan State 899, Wichita State 907)

NCAA CHAMPIONSHIP AT MCKINNEY, TEXAS, JUNE 1-4

1. Stanford	1129	1. Justin Leonard, Texas	71-68-63-69—271
2. Texas	1133	2. Alan Bratton	70-67-66-73—276
3. Florida	1136	T21. Kris Cox	69-73-73-72—287
4. Arkansas	1138	T25. Trip Kuehne	75-75-65-73—288
5. OKLAHOMA STATE	1140	T35. Leif Westerberg	72-72-73-73—290
6. Georgia Tech	1145	T67. Chris Tidland	77-74-74-74—299

(Auburn 1149, UNLV 1149, Arizona State 1151, Clemson 1151, North Carolina 1154, East Tennessee State 1158, Kent State 1160, Arizona 1165, Wake Forest 1167 - Missed cut - Florida State 582, Fresno State 585, SMU 588, Virginia Tech 589, Houston 589, UC Santa Barbara 590, LSU 591, New Mexico 592, Colorado 593, Oregon State 594, San Jose State 595, Texas Christian 596, Miami (Ohio) 598, Oklahoma 598, Augusta 602)



ALL-TIME RESULTS

FALL OF 1994

TUCKER INVITATIONAL AT ALBUQUERQUE, N.M., SEPT. 15-17

1. OKLAHOMA STATE	864	1. Tiger Woods, Stanford	68-72-68—208
2. Texas	874	2. Alan Bratton	71-71-69—211
3. Arizona State	879	3. Chris Tidland	73-71-68—212
4. Nevada-Las Vegas	881	T9. Trip Kuehne	72-76-71—219
5. Oklahoma	883	T19. Leif Westerberg	76-75-71—222
6. Southern California	889	T37. Brian Guetz (Ind.)	74-78-75—225
7. Texas Christian	894	T75. Jay Tewell	80-78-75—233

(Stanford 899, Arizona 900, UTEP 903, Colorado 906, Fresno State 906, New Mexico State 908, New Mexico 908, San Jose State 915, BYU 916, Oregon 919, UT Arlington 927, Weber State 929, Hawaii 946)

GOLFWEK PREVIEW AT COLUMBUS, OHIO, SEPT. 24

1. Stanford	576	1. Stewart Cink, Georgia Tech	70-70—140
2. Georgia Tech	583	T12. Chris Tidland	72-73—145
3. Oklahoma	586	T24. Trip Kuehne	73-75—148
4. Texas Christian	589	T35. Alan Bratton	70-80—150
5. OKLAHOMA STATE	593	T47. Kris Cox	76-76—152
6. Texas	594	T56. Leif Westerberg	76-78—154

(Auburn 595, Kent State 596, North Carolina 596, Arkansas 597, UNLV 597, Florida 602, Ohio State 603, Clemson, Arizona State 612, Arizona 612, East Tennessee State 612, Wake Forest 614)

RED RIVER CLASSIC AT DALLAS, TEXAS, OCT. 11-12

1. OKLAHOMA STATE	846	1. Lance Combrink, Houston	69-68-70—207
2. Houston	850	2. Alan Bratton	72-69-69—210
3. New Mexico	862	T4. Chris Tidland	68-74-70—212
4. Oklahoma	872	T7. Leif Westerberg	71-70-73—214
5. Texas Christian	874	T11. Kris Cox	71-70-74—215
6. Tulsa	875	T19. Trip Kuehne	75-70-73—218
7. Arizona	877	T19. Brian Guetz (Ind.)	71-73-74—218

(Southwestern Louisiana 880, Texas 883, SMU 892, Wake Forest 896, Alabama 902, North Texas 910, Hawaii 915)

JERRY PATE AT BIRMINGHAM, ALA., OCT. 24-25

1. Stanford	846	1. Tiger Woods, Stanford	71-68-67—206
2. Auburn	873	T3. Alan Bratton	69-73-67—209
3. Georgia Tech	874	T8. Chris Tidland	72-73-70—215
3. Texas	874	T45. Trip Kuehne	79-72-78—229
5. Arkansas	878	51. Leif Westerberg	80-74-77—231
6. OKLAHOMA STATE	880	T54. Brian Guetz	84-77-74—235

(Arizona 880, UNLV 882, Clemson 889, Florida 892, Wake Forest 904, Alabama 907)

GOLF WORLD/PALMETTO DUNES AT HILTON HEAD, S.C., NOV. 11-13

1. OKLAHOMA STATE	852	1. Chris Tidland	70-68-70—208
2. Stanford	853	T13. Kris Cox	75-72-69—216
3. Texas Christian	860	T13. Leif Westerberg	71-70-75—216
4. Georgia Tech	868	T19. Alan Bratton	71-71-75—217
5. Arkansas	869	T42. Trip Kuehne	73-78-72—223

(Arizona State 873, Florida 873, Oklahoma 882, Wake Forest 882, Florida State 884, Arizona 885, Clemson 887, Auburn 888, North Carolina 888, UNLV 888, Kent State 894, East Tennessee State 894, Columbus College 902)

SPRING OF 1995

PING/ARIZONA INTERCOLLEGIATE AT TUCSON, ARIZ., FEB. 6-7

1. OKLAHOMA STATE	841	1. Trip Kuehne	68-69-70—207
2. Texas	843	T8. Leif Westerberg	74-68-69—211
3. Arizona (red)	847	T15. Alan Bratton	71-72-70—213
4. Arizona State	855	T23. Chris Tidland	76-68-71—215
5. Florida	858	T28. Kris Cox	72-71-73—216

(Houston 865, New Mexico 870, Tulsa 871, Pacific 878, UCLA 880, Georgia 880, Fresno State 881, Arizona (blue) 882, Pepperdine 891, Colorado 906, Arizona (white) 908)

TAYLOR MADE/BIG ISLAND INTERCOLLEGIATE AT WAIKOLOA, HAWAII, FEB. 18-20

1. OKLAHOMA STATE	855	T1. Tiger Woods, Stanford	67-69-71-207
2. Texas Christian	856	T1. Chris Hannel, Arizona State	66-68-73-207
3. Stanford	859	T4. Alan Bratton	74-68-69—211
4. Arizona State	863	T4. Trip Kuehne	70-68-73—211
5. Houston	867	T6. Chris Tidland	72-73-68—213
5. Nevada-Las Vegas	867	T38. Leif Westerberg	76-73-71—220
7. Arizona	872	T61. Kris Cox	76-74-75—225

(Pacific 878, UCLA 879, New Mexico 882, UC Santa Barbara 887, Fresno State 890, Washington 893, Texas A&M 897, UTEP 898, Arkansas 899, Colorado 899, Oregon State 899, Pepperdine 900, Southern California 910, Nagoya 912, Rice 913, Manoa 914, San Francisco 926, Hawaii-Hilo 929)

JOHN BURNS INTERCOLLEGIATE AT KANEHOE, HAWAII, FEB. 22-23

1. OKLAHOMA STATE	573	1. Notah Begay, Stanford	69-71—140
2. New Mexico	576	T2. Kris Cox	72-69—141
2. Stanford	576	T5. Alan Bratton	69-73—142
2. Arizona	576	T9. Trip Kuehne	71-72—143
5. Nevada-Las Vegas	580	T25. Leif Westerberg	74-73—147
5. Auburn	580	T46. Greg Robertson	77-73—150

(Fresno State 588, BYU 588, SMU 591, Oklahoma 593, UTEP 594, UCLA 597, San Diego 605, Colorado State 608, Hawaii-Hilo 611, Manoa 619, Utah 620, Marines 654)



1994 Golf World/Palmetto Dunes Champions

GOLF DIGEST COLLEGIATE AT THE WOODLANDS, TEXAS, MARCH 11-12

1. OKLAHOMA STATE	860	T1. Alan Bratton	72-70-71—213
2. Texas	878	T1. Trip Kuehne	73-72-68—213
2. Virginia	878	T4. Chris Tidland	70-74-72—216
4. North Carolina	883	T7. Kris Cox	72-74-72—218
5. Arizona	891	T43. Leif Westerberg	75-76-75—226

(Clemson 892, Arizona State 892, Georgia Tech 893, Wake Forest 893, UNLV 894, Oklahoma 894, Kent State 894, Houston 897, Texas Christian 900, Augusta 909, Arkansas 924, Minnesota 937, Miami (Ohio) 954)

MORRIS WILLIAMS INTERCOLLEGIATE AT AUSTIN, TEXAS, MARCH 20-21

1. Nevada-Las Vegas	867	1. Grant Masson, Oklahoma	73-72-66—211
2. Texas	872	T12. Alan Bratton	71-72-76—219
3. Oklahoma	873	T17. Chris Tidland	76-73-71—220
4. Georgia Tech	877	T25. Trip Kuehne	76-72-76—224
4. Texas Christian	877	T25. Leif Westerberg	71-76-77—224
6. OKLAHOMA STATE	880	T39. Brian Guetz	73-77-77—227

(Arizona 882, Florida 885, Arizona State 887)

PING INTERCOLLEGIATE AT CARY, N.C., APRIL 8-9

1. North Carolina	859	1. Chris Couch, Florida	69-67-73—209
2. OKLAHOMA STATE	873	T4. Kris Cox	75-69-69—213
2. Nevada-Las Vegas	873	T9. Alan Bratton	72-73-71—216
4. Georgia Tech	874	T25. Leif Westerberg	68-77-77—222
5. Arizona	881	T35. Chris Tidland	78-71-76—225
5. Arkansas	881	T54. Greg Robertson	76-79-76—231

(Oklahoma 889, Wake Forest 892, North Carolina State 893, Clemson 894, Florida 894, Duke 897)

ARIZONA STATE/THUNDERBIRD INTERCOLLEGIATE AT TEMPE, ARIZ., APRIL 15-16

1. Arkansas	867	1. Todd Demsey, Arizona State	69-71-73—213
2. Arizona State	871	T2. Chris Tidland	71-70-73—214
3. OKLAHOMA STATE	877	T12. Kris Cox	72-73-75—220
4. Auburn	879	T12. Leif Westerberg	71-74-75—220
5. Nevada-Las Vegas	880	T29. Alan Bratton	73-77-73—223
6. Stanford	886	T64. Trip Kuehne	74-77-78—229

(Ohio State 888, Oklahoma 892, Arizona 892, New Mexico 893, Texas 893, UCLA 903, Fresno State 903, Southern California 905, Texas Christian 906, California 907, Oregon 914, Oregon State 915)

BIG EIGHT CHAMPIONSHIP AT HUTCHINSON, KAN., APRIL 24-25

1. OKLAHOMA STATE	858	T1. Alan Bratton	70-66-75—211
2. Kansas	880	T1. Chris Tidland	69-73-69—211
3. Oklahoma	883	T6. Kris Cox	71-70-77—218
4. Iowa State	896	8. Trip Kuehne	71-73-75—219
5. Kansas State	901	T26. Leif Westerberg	78-72-82—232
6. Colorado	904		
7. Nebraska	916		
8. Missouri	933		



ALL-TIME RESULTS

THE MAXWELL AT ARDMORE, OKLA., MAY 13-14

1. Texas	847	1. Stewart Cink, Georgia Tech	69-66-76—211
2. Georgia Tech	862	T4. Jay Tewell (Ind.)	69-70-73—212
3. Oklahoma	866	T6. Greg Robertson (Ind.)	70-71-73—214
4. OKLAHOMA STATE	869	18. Trip Kuehne	67-70-80—217
5. Texas Christian	870	T19. Alan Bratton	73-73-72—218
6. Colorado	873	T26. Kris Cox	75-72-73—220
7. Houston	875	T29. Chris Tidland	77-71-73—221
8. Texas A&M	880	T40. Bo Van Pelt (Ind.)	74-77-73—224
9. Arizona	882	T51. Leif Westerberg	77-73-76—226
10. Tulsa	885	T64. Brian Guetz	75-78-75—228
11. Southern California	887	T75. David Dawley (Ind.)	80-76-75—231
12. Baylor	892	T88. Jamie Lathrop (Ind.)	78-86-78—242
13. Southwestern Louisiana	895		

NCAA CENTRAL REGIONAL AT MONTGOMERY, TEXAS, MAY 18-20

1. Oklahoma	854	1. Alan Bratton	69-74-68—211
2. OKLAHOMA STATE	859	T6. Leif Westerberg	74-73-67—214
3. Kent	863	T24. Kris Cox	73-70-76—219
4. Texas	867	T36. Chris Tidland	71-74-77—222
5. Tulsa	868	T36. Trip Kuehne	76-76-70—222

(Houston 869, Iowa 869, Ohio State 880, Kansas 885, Texas Christian 886, Northwestern 886, Michigan 890, Arkansas 893, Minnesota 894, Rice 894, Colorado 897, Texas A&M 903, Texas Tech 909, Southwestern Louisiana 911, Iowa State 922, Missouri 934)

NCAA CHAMPIONSHIP AT COLUMBUS, OHIO, MAY 31-JUNE 3

1. OKLAHOMA STATE	1156*	1. Chip Spratlin, Auburn	67-71-70-75—283
2. Stanford	1156	T2. Chris Tidland	69-69-72-74—284
3. Texas	1157	T17. Alan Bratton	75-76-69-70—290
4. Arizona State	1164	T17. Kris Cox	75-73-71-71—290
5. Southern California	1165	T39. Trip Kuehne	72-75-75-73—295
6. California	1166	T63. Leif Westerberg	78-75-76-72—301

(Florida State 1168, North Carolina State 1170, Ohio State 1170, Arizona 1171, Tulsa 1176, New Mexico 1182, Florida 1184, Houston 1186, UNLV 1187 — Missed cut — Tennessee 592, Auburn 592, Kansas 592, North Carolina 592, Clemson 594, Texas Christian 595, Wake Forest 596, Oklahoma 596, Augusta 598, East Tennessee State 599, Iowa 600, Kent State 603, New Mexico State 605, Georgia Tech 606, UTEP 608)

* — won playoff

FALL OF 1995

PING/GOLFWEEK INTERCOLLEGIATE AT CORNELIUS, ORE., SEPT. 15-17

1. Arizona State	867	1. Darren Angel, Arizona State	71-68-70—209
2. Nevada-Las Vegas	874	T18. Leif Westerberg	81-68-72—221
3. Clemson	882	T37. Brian Guetz	79-72-75—226
4. Arizona	885	T37. Jay Tewell	82-72-72—226
5. Texas Christian	888	T37. Greg Robertson	76-72-78—226
6. Arkansas	888	T68. Bo Van Pelt	76-80-77—233
7. North Carolina	890		
8. OKLAHOMA STATE	892		

(Florida 893, East Tennessee State 897, Kent State 898, Wake Forest 899, New Mexico 901, Tennessee 905, Oregon State 905, Virginia 907, Oregon 928, Houston 931)

MISSOURI BLUFFS INTERCOLLEGIATE AT ST. CHARLES, MO., OCT. 2-3

1. OKLAHOMA STATE	850	1. Bo Van Pelt (Ind.)	67-68-69—204
2. Wake Forest	856	2. Leif Westerberg	70-67-68—205
3. North Carolina	860	4. Brian Guetz	74-70-66—210
4. Arizona State	869	T19. Kris Cox	73-73-72—218
5. Houston	877	T27. Jay Tewell	71-75-75—221
6. Kent State	877	T30. Greg Robertson	75-76-71—222
7. Colorado	882	T34. T.J. Nance (Ind.)	70-78-75—223

(Oklahoma 883, Missouri 885, Indiana 893, Texas A&M 897, Rice 898, Kansas 898, Air Force 934)

TAYLOR MADE/RED RIVER CLASSIC AT DALLAS, TEXAS, OCT. 16-17

1. Texas	846	1. Brad Elder, Texas	68-66-70—204
2. OKLAHOMA STATE	854	T7. Leif Westerberg	70-73-70—213
3. Arizona State	865	T15. Trip Kuehne	70-70-75—215
4. Texas A&M	867	T15. Bo Van Pelt	68-69-78—215
5. Virginia	868	T17. Brian Guetz	75-71-70—216
6. Oklahoma	868	T17. Greg Robertson (Ind.)	75-69-72—216
7. South Carolina	870	T52. Kris Cox	73-70-79—222

(Houston 870, Arizona 870, New Mexico 873, Wake Forest 873, Alabama 875, Texas Christian 878, Southern California 878, Tulsa 883, SMU 894, Georgia Tech 897)

JERRY PATE NATIONAL AT BIRMINGHAM, ALA., OCT. 22-24

1. Arizona State	882	1. Rob Bradley, North Carolina	65-74-71—210
2. Nevada-Las Vegas	887	T8. Bo Van Pelt	73-76-73—222
3. OKLAHOMA STATE	888	T8. Greg Robertson	75-75-72—222
4. Arizona	889	T12. Trip Kuehne	74-73-76—223
5. Florida	889	T35. Leif Westerberg	82-74-72—228
6. North Carolina	889	T44. Brian Guetz	77-79-74—230

(Auburn 892, Georgia Tech 901, Florida State 904, Texas 904, Oklahoma 911, Alabama 915)

GOLF WORLD/PALMETTO DUNES COLLEGIATE AT HILTON HEAD, S.C., NOV. 10-12

1. East Tennessee State	865	1. Tiger Woods, Stanford	70-70-70—210
2. Texas Christian	869	1. Grant Masson, Oklahoma	67-70-73—210
3. Oklahoma	871	T7. Leif Westerberg	74-71-68—213
4. North Carolina	875	T24. Kris Cox	72-72-75—219
5. Ohio State	876	T28. Jay Tewell	73-75-73—221
6. OKLAHOMA STATE	878	T52. Bo Van Pelt	76-74-76—226
7. Clemson	878	84. Trip Kuehne	75-80-84—239

(Florida 880, Arizona State 881, UNLV 884, Arkansas 885, Stanford 887, Tulsa 896, Kent State 897, Arizona 899, Jackson State 914, New Mexico 916, Florida Southern 918)

SPRING OF 1996

MAUNA KEA COLLEGIATE AT KOHALA COAST, HAWAII, FEB. 12-14

1. OKLAHOMA STATE	857	T1. Leif Westerberg	68-69-69—206
2. Southern California	861	T7. Trip Kuehne	72-73-70—215
3. Oregon State	878	T1. Kris Cox	74-72-72—218
4. Arkansas	879	T25. Greg Robertson	76-73-75—224
5. Arizona	883	T37. Bo Van Pelt	82-76-69—227

(Arizona State 884, Pacific 887, UC Santa Barbara 889, UTEP 893, Nevada-Reno 893, San Francisco 907, Oregon 920, Nagoya 935, Hawaii-Hilo 937)

TAYLOR MADE/BIG ISLAND INTERCOLLEGIATE AT WAIKALOA, HAWAII, FEB. 16-18

1. OKLAHOMA STATE	911	1. Jim Skinner, SMU	76-73-73—222
2. Southern Methodist	918	T4. Kris Cox	80-72-73—225
3. Arizona	921	T18. Trip Kuehne	81-77-71—229
4. Arizona State	921	T22. Leif Westerberg	83-73-74—230
5. Arkansas	921	T26. Greg Robertson	81-74-78—233
6. Texas Christian	923	T75. Bo Van Pelt	88-71-82—241

(UTEP 925, UNLV 927, Southern California 927, New Mexico 928, Oregon State 929, Texas A&M 932, Hawaii 934, Houston 939, Washington 951, UC Santa Barbara 951, Oregon 953, Fresno State 953, San Francisco 954, Pacific 956, Nagoya 972, Hawaii-Hilo 975, Rice 981)

ROLEX GOLF DIGEST COLLEGIATE AT THE WOODLANDS, TEXAS, MARCH 8-10

1. Nevada-Las Vegas	875	1. Chad Campbell, UNLV	71-73-69—213
2. OKLAHOMA STATE	878	T7. Kris Cox	73-68-78—219
3. Texas Christian	880	9. Leif Westerberg	74-73-73—220
4. Texas	885	T12. Brian Guetz	75-72-75—222
5. Clemson	891	T19. Greg Robertson	77-75-71—223
6. Arizona	896	T30. Trip Kuehne	72-76-77—225

(Southern California 896, New Mexico 898, Virginia 898, Stanford 903, North Carolina 903, Arizona State 906, Oklahoma 910, Arkansas 912, North Carolina State 933)

CLEVELAND GOLF/MORRIS WILLIAMS AT AUSTIN, TEXAS, MARCH 18-19

1. Florida	886	1. Trip Kuehne	75-72-70—217
2. OKLAHOMA STATE	888	T2. Kris Cox	71-76-72—219
3. Texas Christian	898	7. Leif Westerberg	74-73-73—220
4. Texas	903	T31. Brian Guetz	82-80-72—234
5. Nevada Las-Vegas	907	T19. Greg Robertson	82-79-75—236
6. Arizona	916	T44. Jay Tewell	77-85-77—239

(Oklahoma 918, Houston 924, Southern California 928)

PING INTERCOLLEGIATE AT CARY, N.C., APRIL 5-6

1. Wake Forest	867	1. Ted Purdy, Arizona	71-69-72—212
2. Clemson	868	T10. Greg Robertson	71-77-69—217
3. Texas Christian	873	T19. Leif Westerberg	71-75-74—220
4. Nevada-Las Vegas	874	T28. Trip Kuehne	76-70-75—221
5. OKLAHOMA STATE	875	T42. Brian Guetz	74-73-77—224
6. Arizona State	876	T53. Kris Cox	80-75-72—227

(North Carolina 878, Arizona 879, North Carolina State 883, Oklahoma 883, Duke 885, Georgia Tech 894)

KARSTEN CREEK COLLEGIATE AT STILLWATER, OKLA., APRIL 15-16

1. Florida	867	1. Josh McCumber, Florida	72-68-71—211
2. Texas	882	2. Trip Kuehne	74-68-73—215
3. Swedish National Team	888	T11. Kris Cox	73-74-75—222
4. Nevada Las-Vegas	891	T22. T.J. Nance (Individual)	74-71-82—227
5. OKLAHOMA STATE	894	T45. Brian Guetz	81-76-75—232
6. Arkansas	897	T51. Leif Westerberg	80-76-77—233
7. Texas A&M	903	T55. Greg Robertson	79-76-80—235
8. Houston	908	T55. Jay Tewell	79-71-85—235
9. Texas Christian	912	82. Jamie Lathrop (Indiv)	83-80-88—251
10. Kent State	916	84. Andy Solheim (Indiv)	97-99-104—300

(Oklahoma 919, New Mexico 921, Tulsa 926)

BIG EIGHT CHAMPIONSHIP AT HUTCHINSON, KAN., APRIL 22-23

1. OKLAHOMA STATE	895*	1. Kris Cox	75-71-71—217
2. Oklahoma	895	3. Brian Guetz	73-77-71—221
3. Nebraska	905	T13. Trip Kuehne	81-76-73—230
4. Iowa State	908	T18. Leif Westerberg	79-80-73—232
5. Kansas	918	34. Greg Robertson	88-75-77—240
6. Kansas State	927		
7. Colorado	940		
8. Missouri	942		

* — won playoff



ALL-TIME RESULTS

THE MAXWELL AT ARDMORE, OKLA., MAY 11-12

1. OKLAHOMA STATE	861	1. Brian Guetz	68-69-70—207
2. Oklahoma	867	T14. T.J. Nance	72-74-72—218
2. Tulsa	867	T17. Kris Cox	72-72-75—219
4. Texas	872	T22. Jay Tewell	72-72-76—220
5. Southern California	873	T25. Bo Van Pelt (Indiv)	69-76-76—221
6. Texas A&M	874	T27. Trip Kuehne	75-74-73—222
7. Virginia	877	T52. Greg Robertson	80-78-75—233
8. Missouri	892	71. Jamie Lathrop (Indiv)	81-82-88—251
9. Southwestern La.	903	74. Andy Solheim (Indiv)	89-91-89—269
10. Houston	906		
11. Baylor	910		

NCAA CENTRAL REGIONAL AT ANN ARBOR, MICH., MAY 16-18

1. Texas A&M	871	1. Rob Kerr, Minnesota	72-70-69—211
2. Southern Methodist	872	T6. Brian Guetz	71-75-70—216
3. Arkansas	874	T6. Bo Van Pelt	70-72-74—216
3. Kansas	874	T19. Trip Kuehne	71-76-72—219
3. Texas	874	T85. Kris Cox	74-73-82—229
6. OKLAHOMA STATE	878	T103. T.J. Nance	77-76-80—233

(Indiana 878, Miami 879, Texas Christian 879, Oklahoma 882, Ohio State 883, Minnesota 884, Northwestern 890, Kent State 892, Iowa State 895, South Florida 900, Jackson State 900, Texas Tech 900, Tulsa 905, Drake 913, Nebraska 918)

NCAA CHAMPIONSHIP AT CHATTANOOGA, TENN., MAY 29-JUNE 1

1. Arizona State	1186	1. Tiger Woods, Stanford	69-67-69-80—285
2. Nevada-Las Vegas	1189	T24. Kris Cox	71-78-76-77—302
3. East Tennessee State	1204	T31. Brian Guetz	74-78-74-78—304
4. Stanford	1205	T44. Leif Westerberg	76-77-80-75—308
5. Arizona	1207	T47. Trip Kuehne	80-75-74-80—309
6. New Mexico	1212	T62. Bo Van Pelt	77-79-75-82—313

(Florida 1212, OKLAHOMA STATE 1215, Southern California 1216, San Jose State 1220, Arkansas 1221, SMU 1222, Texas 1224, Clemson 1227, Kansas 1248—Missed cut—North Carolina 608, North Carolina State 610, Wake Forest 612, Texas Christian 612, Pacific 612, Texas A&M 614, South Carolina 616, Tennessee 617, Pepperdine 618, Miami (Ohio) 622, Oklahoma 622, Florida State 623, Alabama 627, Penn State 630, Indiana 636)

FALL OF 1996

WILLIAM TUCKER AT ALBUQUERQUE, N.M., SEPT.13-14

1. Texas	284-278-288—850	1. Tag Ridings, Arkansas	71-68-69—208
2. Arizona State	284-282-288—854	t10. Brian Guetz	70-72-71—213
3. Georgia Tech	286-292-281—859	t27. Bo Van Pelt	72-72-72—216
4. OKLAHOMA STATE	284-287-289—860	t30. Jay Tewell	72-73-72—217
5. Nevada-Las Vegas	287-291-283—861	t45. Landry Mahan	70-75-74—219
5. Brigham Young	289-277-295—861	t50. Leif Westerberg	73-70-77—220

(Arizona 862, Southern California 864, Arkansas 866, Houston 871, New Mexico 871, Texas Christian 872, SMU 874, Tulsa 875, Oklahoma 879, Colorado 885, UTEP 885, New Mexico State 887, Oregon State 889, UC Irvine 904)

PING/GOLFWEK PREVIEW AT LAKE FOREST, ILL., OCT. 7-8

1. Nevada-Las Vegas	304-289-298—891	1. Keith Nolan, East Tennessee State	69-73-71—213
2. OKLAHOMA STATE	302-290-304—896	t2. Bo Van Pelt	76-67-75—218
3. Arizona State	305-293-299—897	8. Brian Guetz	75-73-74—222
4. East Tennessee State	299-306-293—898	t15. Leif Westerberg	75-73-78—226
5. TCU	310-298-291—899	t31. Landry Mahan	76-77-77—230
6. Clemson	307-293-304—904	t65. Jay Tewell	79-83-79—241

(North Carolina 905, Florida 917, Arizona 917, Southern California 917, SMU 920, Arkansas 923, Northwestern 926, Stanford 931, Texas 946)

TAYLOR MADE RED RIVER CLASSIC AT DALLAS, TEXAS, OCT.14-15

1. Wake Forest	277-279-278—834	1. Chris Wollmann, Ohio State	67-71-64—202
2. New Mexico	285-277-283—845	t14. Brian Guetz	69-71-71—211
2. Southern California	279-283-283—845	t19. Bo Van Pelt	71-71-70—212
4. Ohio State	281-285-281—847	t29. Leif Westerberg	70-69-75—214
4. TCU	290-279-278—847	t39. Edward Loar	73-69-74—216
6. OKLAHOMA STATE	283-280-286—849	t45. Jay Tewell (Individual)	74-73-70—217
7. Virginia	270-289-291—850	t49. Landry Mahan	76-71-71—218

(Texas A&M 852, East Tennessee State 856, SMU 858, Texas 858, Georgia Tech 860, Tulsa 860, Houston 860, South Carolina 865, Stanford 881, Oklahoma 884)

JERRY PATE NATIONAL INTERCOLLEGIATE AT BIRMINGHAM, ALA., OCT. 21-22

1. OKLAHOMA STATE	292-274-291—857	1. Edward Loar	71-67-70—208
2. UNLV	285-284-289—858	t2. Leif Westerberg	76-63-72—211
3. Southern California	289-288-288—865	t9. Bo Van Pelt	70-70-75—215
4. Florida	292-282-297—871	29. Brian Guetz	75-75-74—224
5. North Carolina	287-290-297—874	t39. Landry Mahan	76-74-76—226

(Arizona 885, Wake Forest 886, Auburn 887, New Mexico 889, Clemson 896, Alabama 896, East Tennessee State 912)

GOLF WORLD/PALMETTO DUNES, HILTON HEAD, S.C., NOV. 8-10

1. TCU	278-282-291—851	1. Arron Oberholser, San Jose St.	65-68-73—206
2. Wake Forest	184-291-280—855	t4. Bo Van Pelt	68-67-76—211
3. Arizona	289-287-288—864	t28. Landry Mahan	71-75-74—220
t4. OKLAHOMA STATE	283-292-292—867	t28. Ed Loar	73-74-73—220
t4. Florida	287-291-289—867	t34. Brian Guetz	72-77-72—221
6. Clemson	285-297-289—871	t34. Greg Robertson	72-76-73—221

(SMU 873, East Tennessee State 874, San Jose State 875, Southern California 880, Ohio State 882, North Carolina State 883, UNLV 884, North Carolina 891, Oklahoma 905, New Mexico 905, Texas A&M 907, Arizona State 910)

SPRING OF 1997

BURNS INTERCOLLEGIATE AT HONOLULU, HAWAII, FEB. 19-21

1. OKLAHOMA STATE	288-280-273—841	t1. Bo Van Pelt (won in playoff)	75-70-66—211
2. Arizona	287-279-288—854	t1. Brian Guetz	72-71-68—211
3. New Mexico	291-285-284—860	t5. Leif Westerberg	72-68-72—212
4. Auburn	292-285-286—863	t11. Landry Mahan	74-73-67—214
5. Oklahoma	297-288-286—871	t18. Edward Loar	70-71-75—216

(Alabama 872, Manoa 874, BYU 876, Colorado State 876, San Diego State 880, Fresno State 882, UNLV 884, Colorado 889, Hawaii-Hilo 894, Nagoya 907, San Diego 905, Marines 912, Utah 925, Osaka 931, Weber State 932, Utah State 932, Wyoming 947, Manoa "B" 951)

THE BRIDGES ALL-AMERICAN, BAY ST. LOUIS, MISS., MARCH 3-4

1. OKLAHOMA STATE	285-280-284—849	1. Paul Dickinson, UAB	70-66-68—204
2. TCU	292-284-285—861	t3. Leif Westerberg	74-69-68—211
3. UAB	299-291-282—872	t7. Bo Van Pelt	75-70-69—214
4. Minnesota	296-288-291—875	t7. Edward Loar	70-67-77—214
5. Florida State	294-292-297—883	t15. Landry Mahan	73-75-70—218
6. South Alabama	293-297-297—887	t17. Brian Guetz	68-74-77—219

(Arkansas State 888, UALR 890, Southeastern Louisiana 896, Kansas 897, Oral Roberts 897, Indiana 905, Georgia State 909, Mississippi 910, Central Florida 910, Southern Mississippi 911, Troy State 930, Vanderbilt 948, Wyoming 963)

GOLF DIGEST COLLEGIATE INVITATIONAL, THE WOODLANDS, TEXAS, MARCH 14-15

1. New Mexico	299-289—588	1. Chris Hanell, Arizona State	74-68—142
2. UNLV	298-291—589	t20. Brian Guetz	79-70—149
3. Clemson	295-297—592	t20. Edward Loar	78-71—149
t4. Houston	296-299—595	t27. Landry Mahan	74-76—150
t4. TCU	301-294—595	t43. Bo Van Pelt	77-76—153
t4. Arizona State	302-293—595	t63. Leif Westerberg	80-77—157

(North Carolina 596, Virginia 598, SMU 599, Texas 600, OKLAHOMA STATE 308-293-601, Florida 605, East Tennessee State 609, Arizona 611, Penn State 617)

CLEVELAND GOLF/MORRIS WILLIAMS INTERCOLLEGIATE, AUSTIN, TEXAS, MARCH 24

1. UNLV	287-299—586	1. Victor Schwamkrug, Houston	71-72—143
2. OKLAHOMA STATE	296-297—593	t3. Bo Van Pelt	75-71—146
t3. Houston	294-301—595	t9. Brian Guetz	74-74—148
t3. Florida	300-295—595	t13. Edward Loar	73-76—149
t3. TCU	296-299—595	t17. Leif Westerberg	74-76—150
6. Texas	313-302—615	t27. Landry Mahan	78-77—155
7. Tulsa	313-304—617	t33. Jay Tewell	78-78—156
8. Arizona		312-306—618	
9. Oklahoma		307-318—625	

PING INTERCOLLEGIATE, CARY, N.C., APRIL 12-13

1. Clemson	291-284-280—855	1. Richard Coughlan, Clemson	74-70-66—210
2. UNLV	304-282-276—862	t6. Edward Loar	70-76-69—215
T3. OKLAHOMA STATE	293-296-283—872	t13. Leif Westerberg	70-74-73—217
T3. TCU	296-296-280—872	t22. Landry Mahan	76-70-74—220
5. North Carolina	289-300-284—873	t34. Bo Van Pelt	78-76-70—224
6. Wake Forest	290-297-287—874	t50. Brian Guetz	77-81-71—229

(Duke 884, East Tennessee State 893, Arizona 895, Tulsa 902, North Carolina State 904, Virginia 911)

ASU THUNDERBIRD/SAVANE INVIT., TEMPE, ARIZ., APRIL 19-20

1. Arizona State	285-283-286—854	1. Jeff Mixon, Oklahoma	70-68-71—209
2. Arizona	285-289-285—859	2. Edward Loar	71-66-73—210
3. OKLAHOMA STATE	285-285-296—866	t21. Brian Guetz	70-74-75—219
4. Texas	286-289-293—868	t23. Bo Van Pelt	73-72-75—220
5. Southern California	286-293-294—873	t23. Leif Westerberg	71-73-76—220
6. Ohio State	295-294-286—875	t35. Landry Mahan	73-77-73—223

(Washington 880, UCLA 880, Oklahoma 884, Oregon 887, Arizona State (Maroon) 890, Pacific 891, Oregon State 893, California 894, Missouri 904)

BIG 12 CHAMPIONSHIP, HUTCHINSON, KAN., APRIL 28-29

1. OKLAHOMA STATE	290-294-298—882	1. Leif Westerberg	67-68-76—211
2. Texas	300-297-295—892	12. Edward Loar	72-76-75—223
3. Iowa State	295-290-316—901	13. Brian Guetz	78-75-72—225
4. Kansas	301-299-302—902	t16. Landry Mahan	75-75-78—228
5. Oklahoma	303-302-299—904	t33. Bo Van Pelt	76-83-75—234

(Nebraska 908, Kansas State 917, Texas A&M 920, Missouri 939, Baylor 945, Colorado 946, Texas Tech 952)



ALL-TIME RESULTS

THE MAXWELL, ARDMORE, OKLA., MAY 10-11

1. OKLAHOMA STATE	283-280-290—853	1. Edward Loar	72-66-67—205
2. New Mexico	288-280-292—860	t4. Bo Van Pelt	68-72-73—213
3. Texas	290-287-284—861	t4. Jay Tewell (Ind.)	71-68-74—213
4. UNLV	289-289-285—863	t6. Brian Guetz	70-70-74—214
5. Oklahoma	291-289-284—864	t23. Greg Robertson (Ind.)	70-74-74—218
6. Texas A&M	287-285-295—867	t37. Leif Westerberg	73-72-76—221
7. Houston	298-289-294—873	t45. T.J. Nance (Ind.)	73-76-74—223
8. Tulsa	289-287-301—877	t53. Landry Mahan	75-74-76—225
9. South Carolina	292-290-296—878	80. Andrew Solheim (Ind.)	90-86-80—256

(Baylor 887, SMU 888, Southeastern Louisiana 889, Virginia 898, Texas Tech 919)

NCAA CENTRAL REGIONAL, NORMAN, OKLA., MAY 15-17

1. OKLAHOMA STATE	290-278-275—843	t1. Bo Van Pelt	73-68-68—209
2. TCU	287-281-285—853	t3. Leif Westerberg	68-69-73—210
3. Texas A&M	279-286-294—859	t6. Brian Guetz	74-72-65—211
4. Arkansas	288-284-289—861	t11. Edward Loar	75-70-69—214
5. Houston	290-281-293—864	t41. Landry Mahan	75-71-74—220

(Ohio State 870, Texas 871, Michigan 874, Northwestern 881, Oklahoma 882, Tulsa 886, Nebraska 886, SMU 893, Minnesota 896—Missed cut—Drake 587, Iowa State 593, Miami (Ohio) 595, Southeastern Louisiana 602, Indiana 602, Rice 605, Arkansas State 609)

NCAA CHAMPIONSHIP, LAKE FOREST, ILL., MAY 28-31

1. Pepperdine	287-288-286-287—1148	1. Charles Warren, Clemson	71-68-73-67—279
2. Wake Forest	290-295-287-279—1151	t15. Bo Van Pelt	72-75-70-69—286
3. Clemson	291-287-291-284—1153	t15. Leif Westerberg	71-74-69-72—286
4. Ohio State	292-289-286-287—1154	t17. Brian Guetz	71-72-71-73—287
t5. OKLAHOMA STATE	286-298-283-289—1156	t63. Landry Mahan	74-77-73-75—299
t5. Arizona State	299-281-288-288—1156	t72. Edward Loar	72-77-77-76—302

(Texas Christian 1158, Northwestern 1158, Houston 1160, North Carolina 1167, New Mexico 1169, East Tennessee State 1170, Texas A&M 1172, Southern California 1173, Florida 1175—Missed cut—Arkansas 589, Auburn 589, LSU 590, San Jose State 590, Texas 591, South Carolina 592, UNLV 593, Virginia 594, Drake 594, Michigan 597, UCLA 598, Arizona 598, Tennessee 599, Duke 605, Washington 617)

FALL OF 1997

WILLIAM H. TUCKER INTERCOLLEGIATE, ALBUQUERQUE, N.M., SEPT. 19-20

1. Georgia Tech	281-280—561	T1. Edward Loar	70-67—137
2. Arkansas	283-286—569	T32. Trent Brown (Ind.)	74-72—146
3. New Mexico	281-292—573	T32. Boyd Summerhays	71-75—146
3. OKLAHOMA STATE	282-291—573	T32. Bo Van Pelt	72-74—146
5. Arizona	283-291—574	T41. Charles Howell	69-78—147
6. UTEP	280-298—578	T41. Landry Mahan	72-75—147

(Arizona State 582, Oklahoma 582, Colorado State 584, BYU 585, UNLV 585, Tulsa 587, New Mexico State 591, Colorado 592, Texas A&M 596, UC Irvine 597, Georgia 597, San Francisco 600, SMU 600, Southern California 605, Stanford 612, Air Force 622)

PING-GOLF WEEK PREVIEW, ALBUQUERQUE, N.M., SEPT. 29-30

1. UNLV	285-285-283—853	1. J.J. Henry, Texas Christian	67-68-71—206
2. OKLAHOMA STATE	291-283-286—860	T4. Edward Loar	71-68-72—211
2. TCU	289-282-289—860	T10. Landry Mahan	75-72-68—215
4. Southern Calif.	287-285-290—862	T17. Bo Van Pelt	70-72-75—217
5. Houston	292-286-285—863	T21. Boyd Summerhays	75-71-72—218
6. East Tennessee State	293-278-294—865	T44. Charles Howell	76-72-74—222

(Northwestern 868, New Mexico 869, Arizona State 874, Clemson 874, Ohio State 885, Florida 890, Wake Forest 891, North Carolina 892, Pepperdine 904)

JERRY PATE NATIONAL INTERCOLLEGIATE, BIRMINGHAM, ALA., OCT. 20-21

1. Clemson	291-284-289—864	1. Rory Sabbatini, Arizona	69-69-72—210
2. Arizona	292-288-295—875	T4. Edward Loar	73-66-75—214
3. Auburn	288-293-296—877	T10. Bo Van Pelt	77-68-71—216
3. Florida	299-281-297—877	T17. Landry Mahan	74-76-70—220
3. OKLAHOMA STATE	301-287-289—877	T32. Charles Howell	77-77-73—227
6. Wake Forest	296-289-294—879	T48. Peter Davidson	78-77-77—232

(Texas Christian 880, New Mexico 891, Arizona State 906, Alabama 908, UNLV 910, Texas 910)

GOLF WORLD/PALMETTO DUNES, HILTON HEAD, S.C., NOV. 14-16

1. TCU	281-282-289—852	1. Jeremy Anderson, UNLV	70-65-68—203
2. UNLV	280-289-290—859	T20. Boyd Summerhays	68-75-73—216
3. Clemson	279-290-293—862	T31. Charles Howell	71-73-74—218
4. Houston	287-289-289—865	T37. Edward Loar	74-71-75—220
5. Arizona	281-296-290—867	T42. Landry Mahan	77-71-73—221
5. East Tennessee State	282-292-293—867	T47. Bo Van Pelt	73-76-73—222

(Arizona State 868, OKLAHOMA STATE 286-290-293-869, Texas A&M 871, Northwestern 872, North Carolina 874, Florida 875, Ohio State 876, SMU 876, New Mexico 876, Wake Forest 889, Columbus State 890, Pepperdine 927)

SPRING OF 1998

JOHN A. BURNS INTERCOLLEGIATE, HONOLULU, HAWAII, FEB. 18-20

1. UNLV	283-279-267—829	1. Doug LaBelle, New Mexico	66-70-66—202
2. Arizona	288-280-270—838	3. Charles Howell	69-68-67—204
3. OKLAHOMA STATE	282-284-273—839	T15. Bo Van Pelt	69-69-72—210
4. New Mexico	285-285-272—842	T20. Edward Loar	72-73-68—213
5. Colorado State	285-285-278—848	T27. Peter Davidson	72-74-69—215
6. Hawaii	284-275-293—852	T44. Boyd Summerhays	74-75-69—218

(BYU 855, San Diego State 862, Oklahoma 863, Pacific 865, Fresno State 866, Colorado 868, Auburn 869, Utah 877, San Diego 881, Rice 885, Weber State 889, Utah State 892, Alabama 893, Nagoya 894, Hawaii-Hilo 902, Hawaii (White) 910)

GOLF DIGEST COLLEGIATE, LAS VEGAS, NEV., MARCH 13-15

1. Virginia	283-283-289—855	1. James Driscoll, Virginia	69-64-74—207
2. TCU	287-296-282—865	T6. Charles Howell	72-71-70—213
3. UNLV	290-284-293—867	T26. Peter Davidson	72-79-70—221
4. Clemson	278-294-298—870	T50. Boyd Summerhays	70-79-77—226
5. SMU	290-291-292—873	T63. Edward Loar	73-80-76—229
6. Florida	297-290-288—875	T65. Bo Van Pelt	75-81-74—230

(Arizona State 883, Wake Forest 884, Houston 885, OKLAHOMA STATE 287-309-290-886, East Tennessee State 886, New Mexico 887, Pepperdine 889, Texas 889, Southern California 900)

CLEVELAND GOLF/MORRIS WILLIAMS INTERCOLLEGIATE, AUSTIN, TEX., MARCH 22-24

1. Florida	295-290-287—872	1. Brad Elder, Texas	72-70-69—211
1. Houston	294-287-291—872	T2. Charles Howell	70-73-69—212
3. OKLAHOMA STATE	294-295-288—877	T2. Bo Van Pelt	72-70-70—212
4. UNLV	293-298-288—879	T29. Landry Mahan	75-76-75—226
5. Arizona	295-295-291—881	T34. Edward Loar	77-77-74—228
5. Texas	298-295-288—881	T37. Boyd Summerhays	78-76-75—229
7. TCU	294-292-302—888	T43. Jay Tewell (Ind.)	73-74-83—230
8. New Mexico	304-298-289—891	T49. Peter Davidson	78-77-78—233
9. Oklahoma	307-298-294—899		

U.S. COLLEGIATE CHAMPIONSHIP, ST. AUGUSTINE, FLA., APRIL 3-5

1. Florida State	286-292-290—868	1. D.J. Brigrum, New Mexico	72-70-68—210
2. OKLAHOMA STATE	289-297-290—876	2. Charles Howell	66-73-72—211
3. UNLV	291-293-293—877	T9. Edward Loar	74-73-71—218
4. Arizona	297-294-290—881	T29. Bo Van Pelt	70-75-81—226
5. Arizona State	294-295-296—895	T35. Boyd Summerhays	79-76-74—229
6. New Mexico	294-299-294—887	T38. Landry Mahan	81-76-73—230

(Ohio State 890, Texas A&M 900, Fresno State 906, Kent State 914, Southern California 918, Nihon 922)

ASU THUNDERBIRD/SAVANE INVITATIONAL, TEMPE, ARIZ., APRIL 18-19

1. UCLA	284-297-286—867	1. Brandon DiTullio, UCLA	68-74-69—211
2. Arizona State	291-289-290—870	T3. Landry Mahan (Ind.)	72-74-69—215
3. OKLAHOMA STATE	287-292-292—871	T3. Bo Van Pelt	69-73-73—215
4. TCU	292-295-286—873	T11. Boyd Summerhays	71-72-74—217
5. Arizona	282-302-290—874	T22. Edward Loar	73-73-74—220
6. Arizona State Maroon	281-304-292—877	T46. Charles Howell	77-75-72—224
7. Southern California	288-299-294—881	T60. Jay Tewell	74-73-80—227

(Washington 881, Oklahoma 888, UTEP 889, Oregon 890, New Mexico 890, Texas 891, Fresno State 891, Swedish National Team 896, Oregon State 903, Washington State 904, California 910)

BIG 12 CHAMPIONSHIP, HUTCHINSON, KAN., APRIL 27-28

1. OKLAHOMA STATE	312-295-291—898	1. Hunter Haas, Oklahoma	72-75-71—218
2. Texas	307-299-299—905	3. Charles Howell	74-76-70—220
3. Colorado	317-307-294—918	T4. Bo Van Pelt	81-71-73—225
4. Oklahoma	311-311-297—919	T6. Edward Loar	77-75-74—226
5. Texas A&M	306-321-302—929	T8. Boyd Summerhays	80-73-74—227
6. Kansas	313-313-307—933	T56. Landry Mahan	87-85-84—256
7. Baylor	313-319-302—934		
8. Missouri	320-319-301—940		
9. Nebraska	324-318-300—942		
10. Iowa State	330-319-297—946		
10. Texas Tech	326-312-308—946		
12. Kansas State	335-320-31—967		

THE MAXWELL BY PONTIAC, ARDMORE, OKLA., MAY 9-10

1. OKLAHOMA STATE	280-294-284—858	1. Chris Wall, New Mexico	66-74-70—210
2. Auburn	284-299-276—859	T7. Charles Howell	68-78-69—215
T3. Georgia	293-294-277—864	T9. Edward Loar	73-72-71—216
T3. South Carolina	290-296-278—864	T9. Landry Mahan	70-74-72—216
5. Oklahoma	292-292-285—869	T17. Bo Van Pelt	71-74-72—217
6. New Mexico	283-302-285—870	T23. Trent Brown (Ind.)	70-74-75—219
7. Texas	280-300-294—874	T23. Boyd Summerhays	71-74-74—219
8. East Tenn. State	282-310-287—879	T53. Peter Davidson (Ind.)	76-79-73—228
9. Houston	293-309-285—887	T65. T.J. Nance (Ind.)	80-80-72—232

(Mississippi State 887, Virginia 893, Baylor 906, Tulsa 906, Oklahoma White 920)



ALL-TIME RESULTS

NCAA CENTRAL REGIONAL, SAN ANTONIO, TEX., MAY 14-16

1. Houston	283-281-281—845	1. Matt Seppanen, Northwestern	68-68-69—205
2. Oklahoma	284-283-282—849	T19. Edward Loar	69-73-72—214
3. Northwestern	282-290-282—854	T25. Charles Howell	79-69-68—216
4. TCU	292-281-282—855	T34. Bo Van Pelt	70-73-75—218
5. Nebraska	286-282-289—857	T58. Boyd Summerhays	75-72-74—221
6. Minnesota	287-284-291—862	T66. Landry Mahan	78-72-72—222
7. OKLAHOMA STATE	292-286-286—864		

(Ohio State 864, Miami (Ohio) 867, Kent State 868, Texas A&M 871, Kansas 873, Arkansas 874, Tulsa 874, UT-Arlington 875, Wichita State 877, Drake 880, SMU 881, Baylor 883, Texas 888, Toledo 894)

NCAA CHAMPIONSHIP, ALBUQUERQUE, N.M., MAY 27-30

1. UNLV	284-269-276-289—1118	1. James McLean, Minnesota	71-66-65-69—271
2. Clemson	283-278-278-282—1121	T15. Edward Loar	68-72-66-75—281
3. Georgia Tech	281-277-286-278—1122	19. Bo Van Pelt	70-67-74-71—282
4. OKLAHOMA STATE	278-286-278-285—1127	T20. Charles Howell	70-74-70-69—283
5. Arizona State	289-282-283-276—1130	T48. Landry Mahan	77-73-70-70—290
6. Ohio State	284-286-280-285—1135	T74. Boyd Summerhays	70-77-72-77—296

(Minnesota 1137, UCLA 1142, Houston 1142, Auburn 1145, South Carolina 1146, Texas Christian 1148, Miami (Ohio) 1151, Florida 1154, California 1155—Missed cut—New Mexico 574, Georgia 575, North Carolina State 576, Northwestern 577, Nebraska 578, East Tennessee State 579, Fresno State 580, Southeastern Louisiana 582, Kent State 583, North Carolina 585, UC Santa Barbara 589, Augusta State 590, Oregon 590, Oklahoma 592, Arizona 593)

FALL OF 1998

PING-GOLFWEK PREVIEW, CHASKA, MINN., SEPT. 28-29

1. OKLAHOMA STATE	297-290-293—880	1. Charles Howell	73-69-74—216
2. Georgia	294-302-292—888	T9. Anders Hultman	75-74-72—221
3. Arizona State	292-293-304—889	T9. Edward Loar	74-75-72—221
4. Minnesota	291-296-304—891	T16. Landry Mahan	76-72-75—223
5. Houston	291-298-303—892	T49. Peter Davidson	75-80-78—233

(Florida 893, Clemson 896, UNLV 900, Georgia Tech 905, Texas Christian 914, UCLA 915, Ohio State 924, South Carolina 925, Arizona 925, Auburn 950)

TAYLOR MADE RED RIVER CLASSIC, DALLAS, TEX., OCT. 12-13

1. Houston	279-270-282—831	1. David Gossett, Texas	68-65-66—199
2. Texas	288-276-275—838	T4. Charles Howell	70-67-69—206
3. OKLAHOMA STATE	279-278-282—840	T7. Landry Mahan	70-65-72—207
4. Georgia	278-276-290—844	T13. Peter Davidson (Ind.)	65-72-73—210
5. Georgia Tech	278-285-283—846	T15. Edward Loar	71-71-70—212
6. Oklahoma	279-287-282—848	T39. Anders Hultman	68-76-72—216
7. South Carolina	275-289-288—851	T74. Nick Seymour	79-77-71—227

(New Mexico 856, Texas Christian 862, Texas A&M 864, SMU 870, Arizona 872, Ohio State 887, Southern California 887, Wake Forest 888)

JERRY PATE NATIONAL INTERCOLLEGIATE, BIRMINGHAM, ALA., OCT. 19-20

1. Clemson	282-269-281—832	1. Jeremy Anderson, UNLV	67-65-72—204
2. UNLV	279-278-289—846	T3. Edward Loar	71-69-65—205
3. OKLAHOMA STATE	284-289-274—847	T9. Charles Howell	69-73-68—210
4. Houston	288-278-285—851	T24. Peter Davidson	72-74-71—217
5. Alabama	293-278-281—852	T24. Anders Hultman	72-75-70—217
6. UCLA	289-276-291—856	T33. Landry Mahan	72-73-74—219

(Georgia 857, Texas Christian 865, Arizona State 868, Florida 880, Arizona 882, Auburn 888)

GOLF WORLD/PALMETTO DUNES COLLEGIATE INVITATIONAL, HILTON HEAD, S.C., NOV 6-8

1. UNLV	288-280-291—859	1. Edward Loar	69-70-67—206
2. Georgia	278-273-290—862	T37. Charles Howell	75-74-74—223
3. Clemson	302-280-284—866	T37. Landry Mahan	74-81-68—223
4. Houston	286-292-290—868	T59. Anders Hultman	81-74-73—228
5. Georgia Tech	289-286-295—869	T86. Peter Davidson	77-82-82—241

(South Carolina 875, **OKLAHOMA STATE 295-299-282-876**, Texas Christian 886, East Tennessee State 888, Florida Southern 888, UCLA 890, SMU 893, Fresno State 896, New Mexico 899, Texas A&M 911, Arizona 917, Ohio State 923)

SPRING OF 1999

JOHN A. BURNS INTERCOLLEGIATE, HONOLULU, HAWAII, FEB. 17-19

1. UNLV	282-276-274—832	1. Michael Kirk, UNLV	68-66-69—203
2. OKLAHOMA STATE	272-280-285—837	T2. Charles Howell	68-71-66—205
3. BYU	279-280-280—839	4. Edward Loar	67-68-71—206
4. SMU	284-274-283—841	T11. Landry Mahan	67-70-73—210
5. Fresno State	282-283-287—852	T52. Anders Hultman	73-71-75—219
6. Oklahoma	282-284-286—852	T91. Nick Seymour	70-78-80—228

(San Diego State 853, California 857, Arizona 857, Alabama 859, Auburn 862, New Mexico 864, Stanford 867, Hawaii 869, Colorado State 875, Utah 880, Hawaii-Hilo 884, Pacific 885, Hawaii White 890, Weber State 901)

GOLF DIGEST COLLEGIATE INVITATIONAL, LAS VEGAS, NEV., MARCH 12-14

1. UNLV	298-281-276—855	1. David Gossett, Texas	67-72-69—208
2. Georgia	296-278-285—859	3. Charles Howell	74-69-66—209
3. OKLAHOMA STATE	298-280-284—862	11. Anders Hultman	72-71-72—215
4. Clemson	295-290-278—863	T28. Edward Loar	76-69-75—220
5. Georgia Tech	292-288-290—870	T28. Landry Mahan	78-71-71—220
6. Arizona State	303-287-288—878	T36. Nick Seymour	76-71-75—222

(Texas 879, New Mexico 880, Houston 882, Virginia 887, Arizona 893, Minnesota 894, California 896, SMU 905, Texas Christian 909)

CLEVELAND GOLF/MORRIS WILLIAMS INTERCOLLEGIATE, AUSTIN, TEX., MARCH 22-23

1. Georgia	299-288-289—876	1. Ryuji Imada, Georgia	72-70-71—213
2. UNLV	301-291-293—885	7. Charles Howell	75-70-74—219
3. Houston	307-292-288—887	T16. Landry Mahan	77-76-71—224
4. BYU	304-297-292—893	T23. Anders Hultman	77-74-76—227
5. OKLAHOMA STATE	307-296-294—897	T32. Edward Loar	78-76-75—229
6. New Mexico	300-307-291—898	T56. Nick Seymour	83-78-74—235
7. Texas	308-296-296—900	61. Bret Guetz	81-79-77—237

(Pepperdine 906, Texas A&M 914, Southern California 922, SMU 926, Oklahoma 946)

U.S. COLLEGIATE CHAMPIONSHIP, LECANTO, FLA., APRIL 2-4

1. UNLV	286-272-281—839	1. Chris Berry, UNLV	70-68-70—208
2. Minnesota	285-282-283—850	T9. Edward Loar	72-69-72—213
3. Arizona State	279-287-288—854	T13. Charles Howell	73-70-71—214
4. OKLAHOMA STATE	285-284-286—855	T18. Landry Mahan	70-71-75—216
5. Oklahoma	291-284-286—861	T18. Anders Hultman	70-74-72—216
6. New Mexico	286-286-293—865	56. Nick Seymour	81-83-71—235

(Kent State 870, Texas Christian 878, Arizona 881, Southern California 882, Ohio State 896, Florida State 900)

ASU THUNDERBIRD/SAVANE INVITATIONAL, PHOENIX, ARIZ., APRIL 16-17

1. Arizona State	280-279-275—834	1. Jeff Quinney, Arizona State	70-69-62—201
2. UCLA	284-285-282—851	T13. Anders Hultman	76-67-71—214
3. California	293-279-280—852	T22. Edward Loar	72-72-73—217
4. Oregon	288-296-276—860	T29. Charles Howell	76-73-69—218
5. Arizona	291-290-282—863	T56. Landry Mahan	77-73-74—224
6. Colorado State	282-289-296—867	T56. Peter Davidson	78-73-73—224
7. Texas	296-287-286—869	T66. Nick Seymour	76-75-75—226

(Washington 870, **OKLAHOMA STATE 301-285-286-872**, Kansas 872, Oklahoma 876, Southern California 881, Fresno State 881, Tulsa 884, Stanford 894, Texas Christian 894, Arizona State Maroon 898)

BIG 12 CHAMPIONSHIP, HUTCHINSON, KAN., APRIL 26-27

1. Kansas	286-284-287—857	1. David Gossett, Texas	71-70-68—209
2. Nebraska	288-284-287—859	T7. Anders Hultman	73-69-73—215
3. Texas	294-289-279—862	T14. Edward Loar	70-76-72—218
4. OKLAHOMA STATE	291-287-290—868	T14. Charles Howell	74-72-72—218
5. Colorado	288-297-288—873	T29. Nick Seymour	76-70-78—224
6. Baylor	291-300-291—882	T32. Landry Mahan	74-78-73—225
7. Texas A&M	291-296-296—883		
8. Oklahoma	301-287-301—889		
9. Iowa State	296-294-299—889		
10. Kansas State	304-308-298—910		
11. Texas Tech	297-310-309—916		
12. Missouri	304-308-316—928		

THE MAXWELL BY PONTIAC, ARDMORE, OKLA., MAY 15-16

1. Houston	284-293-287—864	1. Andy Sanders, Houston	71-68-68—207
2. Florida	293-293-284—871	T7. Anders Hultman	72-71-72—215
3. OKLAHOMA STATE	295-292-291—878	T22. Charles Howell	70-77-74—221
4. Georgia	303-290-286—879	T22. Edward Loar	76-73-72—221
5. Baylor	290-292-298—880	T22. Landry Mahan	77-71-73—221
6. Auburn	300-287-293—880	T30. Bret Guetz (Ind.)	72-74-77—223
7. South Carolina	299-291-291—881	T62. Peter Davidson (Ind.)	80-78-73—231
8. Oklahoma	298-291-300—889	T72. Nick Seymour	79-79-79—237

(Southern California 890, Nebraska 890, Oklahoma "B" 892, New Mexico 901, Texas A&M 905, Southwestern Louisiana 905, SMU 913)

NCAA CENTRAL REGIONAL, COLUMBUS, OHIO, MAY 20-22

1. Minnesota	283-293-289—865	1. James McLean, Minnesota	69-72-71—212
2. Northwestern	288-295-285—868	T10. Charles Howell	73-76-68—217
3. Nebraska	298-295-289—882	T27. Edward Loar	78-70-73—221
4. OKLAHOMA STATE	297-298-288—883	T27. Landry Mahan	73-74-74—221
5. Toledo	290-298-29—885	T48. Anders Hultman	75-78-73—226
6. Houston	294-298-294—886	T107. Peter Davidson	76-81-73—240

(Illinois 888, Arkansas 890, Kansas 894, Colorado 897, Kent State 897, Oklahoma 898, Texas Christian 902, SMU 904, UT-Arlington 905, Baylor 905, Texas 906, Purdue 906, North Texas 907, Iowa State 913, Tulsa 917)



ALL-TIME RESULTS

NCAA CHAMPIONSHIP, CHASKA, MINN., JUNE 2-5

1. Georgia	292-305-290-293—1180	1. Luke Donald, Northwestern	73-68-72-71—284
2. OKLAHOMA STATE	289-308-285-301—1183	5. Charles Howell	71-77-70-73—291
3. Northwestern	296-299-297-296—1188	T16. Landry Mahan	73-75-74-77—299
4. Washington	307-301-291-290—1189	T39. Edward Loar	82-76-69-75—302
5. Arizona State	297-307-296-292—1192	T47. Peter Davidson	72-80-72-80—304
6. UNLV	295-298-306-296—1195	T57. Anders Hultman	73-80-77-76—306

(BYU 1196, Houston 1199, Clemson 1199, North Carolina 1201, Minnesota 1208, Florida 1216, East Tennessee State 1217, Nebraska 1218, Illinois 1219 – Missed cut – Toledo 613, California 613, Oregon 614, Duke 614, Arizona 615, South Carolina 615, Kansas 616, Colorado 617, Colorado State 618, Mississippi 618, Arkansas 618, Augusta State 625, Georgia Tech 626, San Diego State 628, Richmond 642)

FALL OF 1999

PING-GOLFWEK PREVIEW INVITATIONAL, OPELIKA, ALA. SEPT. 19-21

1. Northwestern	285-281-282—848	1. Luke Donald, Northwestern	68-73-67—208
2. Clemson	279-284-293—856	t6. Charles Howell	72-74-68—214
3. Arizona State	289-292-282—863	t6. Anders Hultman	73-68-73—214
4. Georgia Tech	290-291-283—864	t26. Edward Loar	73-79-68—220
5. OKLAHOMA STATE	289-298-281—868	t44. J.C. DeLeon	71-77-75—223
5. Georgia	285-290-293—868	t61. Landry Mahan	77-79-72—228

(South Carolina 881, Auburn 886, New Mexico 886, UNLV 887, Houston 887, Texas 896, Florida 902, Minnesota 902, UCLA 903, North Carolina 908, East Tennessee State 910, Nebraska 934)

TAYLOR MADE RED RIVER CLASSIC, DALLAS, TEXAS, OCT. 11-12

1. OKLAHOMA STATE	274-273-266—813	1. John Bloomfield, South Carolina	65-66-66—197
2. South Carolina	267-277-272—816	4. Charles Howell	68-68-66—202
3. Houston	272-279-277—828	t5. J.C. DeLeon	68-70-66—204
4. Kent State	279-282-275—836	t5. Edward Loar	69-69-66—204
5. TCU	282-280-278—840	t11. Landry Mahan	69-69-68—206
6. BYU	281-282-279—842	t33. Anders Hultman	75-67-71—213
7. Tulsa	290-278-280—848	t81. Billy Lowry (Ind.)	76-77-74—227

(Oklahoma 849, Ohio State 849, Texas 850, SMU 855, New Mexico 856, Southern California 856, Baylor 859, Arizona 860)

JERRY PATE NATIONAL INTERCOLLEGIATE, BIRMINGHAM, ALA., OCT. 18-19

1. Clemson*	284-273-278—835	1. Charles Howell	68-66-67—201
2. UNLV	283-275-277—835	t18. Anders Hultman	73-75-67—215
3. Georgia	280-277-281—838	t30. J.C. DeLeon	72-75-70—217
4. Houston	279-281-280—840	t34. Edward Loar	75-72-71—218
5. OKLAHOMA STATE	288-288-273—849	t36. Landry Mahan	75-75-69—219

(Arizona State 850, Arizona 855, Alabama-Birmingham 858, Minnesota 863, Alabama 873, Auburn 884, Florida 902)

*Won playoff

ROLEX/GOLF WORLD/PALMETTO DUNES COLLEGIATE INVITATIONAL, HILTON HEAD, S.C., NOV. 5-7

1. Georgia	279-275-283—837	1. Erik Compton, Georgia	66-66-71—203
2. Georgia Tech	281-273-287—841	t20. Anders Hultman	70-68-74—212
3. Texas	272-288-282—842	t30. Charles Howell	74-72-69—214
4. Clemson	284-280-279—843	t30. Landry Mahan	73-69-72—214
5. Arizona State	285-278-283—846	t41. Edward Loar	70-72-74—216
6. Florida Southern	286-284-278—848	t41. J.C. DeLeon	72-70-74—216

(South Carolina 850, UNLV 850, **OKLAHOMA STATE 285-279-288-852**, UCLA 854, Duke 856, New Mexico 856, North Carolina 856, Houston 859, Texas Christian 863, East Tennessee State 873, California 886, Pepperdine 909)

SPRING OF 2000

JOHN BURNS INTERCOLLEGIATE, HONOLULU, HAWAII, FEB. 23-25

1. BYU	276-274-280—830	1. Jeremy Anderson, UNLV	66-66-66—198
2. OKLAHOMA STATE	282-281-276—839	t5. Edward Loar	71-70-67—208
2. Arizona	276-282-281—839	t9. Charles Howell	71-71-68—210
4. UNLV	280-284-278—842	t9. Landry Mahan	73-70-67—210
5. New Mexico	278-286-288—852	t43. J.C. DeLeon	71-73-74—218
6. Hawaii	286-282-288—856	DQ. Anders Hultman	69-70-DQ

(UTEP 857, SMU 859, California 862, Oklahoma 865, Auburn 866, Colorado State 873, Pacific 875, Nagoya 890, San Jose State 895, Utah 905, Hawaii-Hilo 927, Weber State 930)

LAS VEGAS INTERCOLLEGIATE, LAS VEGAS, NEV., MARCH 10-12

1. Arizona State*	285-281-282—848	1. D.J. Trahan, Clemson	73-68-66—207
2. OKLAHOMA STATE	281-276-291—848	t3. Charles Howell	69-69-70—208
3. Minnesota	283-284-281—848	t7. Anders Hultman	69-69-73—211
4. Texas	278-284-287—849	t20. Edward Loar	72-69-74—215
4. Georgia Tech	274-288-287—849	t35. Landry Mahan	76-69-74—219
6. Clemson	290-283-277—850	t61. J.C. DeLeon	71-77-75—223

*Won playoff

(Georgia 860, Houston 868, UNLV 868, New Mexico 869, North Carolina 869, Florida 874, Virginia 876, South Carolina 883)

CLEVELAND GOLF/MORRIS WILLIAMS, AUSTIN, TEXAS, MARCH 20-21

1. BYU*	304-282-295—881	1. Joel Hendry, New Mexico	69-72-70—211
2. UNLV	299-300-282—881	t7. Edward Loar	68-81-71—220
3. Fresno State	294-302-290—886	t25. Charles Howell	72-73-80—225
4. OKLAHOMA STATE	290-304-295—889	t31. Anders Hultman	75-78-73—226
5. Houston	302-296-293—891	t31. Landry Mahan	76-77-73—226
6. New Mexico	298-298-295—891	t42. J.C. DeLeon	75-76-78—229

(Arizona 897, Pepperdine 899, Texas A&M 900, Texas 905, Oklahoma 910, Texas Christian 913, South Carolina 924, SMU 924, Southern California 929)

COMPAQ U.S. COLLEGIATE CHAMPIONSHIP, LOS CABOS, MEXICO, APRIL 7-9

1. Georgia Tech	288-275-275—838	1. Edward Loar	69-65-69—203
2. Clemson	293-278-281—852	t21. Anders Hultman	78-72-67—217
3. OKLAHOMA STATE	286-285-284—855	t24. Charles Howell	71-75-72—218
4. Houston	291-280-290—861	t41. J.C. DeLeon	71-78-76—225
5. Georgia	288-282-292—862	t44. Landry Mahan	75-73-79—227

(Florida 867, Arizona 870, Northwestern 870, UNLV 874, Arizona State 890, Texas Christian 903, Kent State 903)

BIG 12 CHAMPIONSHIP, HUTCHINSON, KAN., APRIL 24-25

1. OKLAHOMA STATE	287-272-292—851	1. Charles Howell	66-66-68—200
2. Kansas	287-282-294—863	2. Edward Loar	72-68-70—210
3. Colorado	285-292-296—873	t15. Anders Hultman	76-67-76—219
4. Texas	286-286-304—876	t30. Landry Mahan	73-75-78—222
5. Texas A&M	284-289-304—877	t46. J.C. DeLeon	77-71-84—236
6. Baylor	292-292-303—887		
7. Oklahoma	296-291-306—893		
8. Texas Tech	291-291-313—895		
9. Missouri	297-295-305—897		
10. Kansas State	297-291-307—905		
11. Iowa State	304-299-309—912		
12. Nebraska	304-306-317—927		

THE MAXWELL, ARDMORE, OKLA., MAY 13-14

1. Texas	288-289-283—860	1. Charles Howell	70-66-70—206
2. Houston	296-280-287—863	t6. Edward Loar	70-74-71—215
3. OKLAHOMA STATE	294-288-284—866	t11. Anders Hultman	75-74-68—217
4. Georgia	294-291-289—874	t43. Billy Lowry (Ind.)	73-75-77—225
4. South Carolina	290-291-293—874	t56. J.C. DeLeon	79-74-77—230
6. Mississippi State	297-284-296—877	t68. Landry Mahan	80-79-75—234

(Louisiana 884, Oklahoma 885, Oklahoma "B" 896, Oklahoma "C" 899, SMU 910, Texas A&M 910, Tennessee 915, Oklahoma City 933)

NCAA CENTRAL REGIONAL, VICTORIA, TEXAS, MAY 18-20

1. Texas	291-284-272—847	1. Jon Mills, Kent State	71-66-65—202
2. Kent State	291-285-273—849	9. Anders Hultman	72-68-70—210
3. OKLAHOMA STATE	288-279-283—850	t10. Charles Howell	71-69-71—211
4. Houston	285-287-279—851	t21. Landry Mahan	71-71-72—214
5. Minnesota	292-286-274—852	t40. Edward Loar	74-73-70—217
6. Northwestern	296-268-290—854	t89. J.C. DeLeon	78-71-75—224

NCAA CHAMPIONSHIP, OPELIKA, ALA., MAY 31-JUNE 3

1. OKLAHOMA STATE*	281-276-275-284—1116	1. Charles Howell	67-66-63-69—265
2. Georgia Tech	280-282-278-276—1116	t13. Landry Mahan	70-68-72-71—281
3. Arizona	286-289-269-274—1118	t41. Anders Hultman	72-76-68-72—288
4. Houston	284-289-277-272—1122	t41. Edward Loar	72-72-72-72—288
5. Texas	272-286-277-290—1125	t68. J.C. DeLeon	74-70-75-76—295

(UNLV 1131, Clemson 1133, Northwestern 1139, Kent State 1141, North Carolina 1143, Texas Christian 1146, Minnesota 1149, Fresno State 1154, Auburn 1161, Wake Forest 1169 – Missed cut – Georgia 582, California 583, East Tennessee State 583, New Mexico 584, Mississippi State 584, Kansas 585, Georgia State 587, Oklahoma 588, Pepperdine 588, Arizona State 589, Virginia 589, North Florida 690, BYU 593, Southern California 599, Washington 613)

* – won playoff

FALL OF 2000

PING-GOLFWEK PREVIEW INVITATIONAL, DUKE UNIVERSITY GOLF CLUB, DURHAM, N.C., PAR 72, 7,045 YARDS, SEPTEMBER 25-26

1. Georgia	287-296—583	1. Bryce Molder, Ga. Tech	68-72—140
2. Brigham Young	294-293—587	t19. Matt McQuillan	73-74—147
3. Clemson	298-290—588	t34. J.C. DeLeon	77-73—150
4. Texas	296-294—590	t44. Par Nilsson	73-79—152
4. Northwestern	294-296—590	t51. Anders Hultman	73-80—153
4. Arizona	292-298—590	t62. Boyd Summerhays	78-77—155
4. Auburn	288-302—590		

(Arizona State 593, North Carolina 596, Duke 597, Georgia Tech 598, **OKLAHOMA STATE 296-303-596**, UNLV 602, Houston 605, Kent State 608, Texas Christian 612)



ALL-TIME RESULTS



2000 NCAA Champions

TAYLOR MADE RED RIVER CLASSIC, DALLAS ATHLETIC CLUB, DALLAS, TEXAS, PAR 72, 6,766 YARDS, OCTOBER 9-10

1. Southern California	292-271-285-848	1. Hunter Mahan, USC	72-65-67-204
2. TCU	284-281-286-851	t7. Pär Nilsson	68-70-72-210
3. Texas	283-281-289-853	t20. Anders Hultman	74-68-73-215
4. Oklahoma	293-278-286-857	t39. J.C. DeLeon	75-69-76-220
5. SMU	288-281-290-859	t49. Matt McQuillan	75-70-76-221
t6. BYU	290-287-289-866	t64. Boyd Summerhays	74-77-74-225
t6. Duke	293-279-294-866	t66. Peter Davidson	75-76-75-226

(Houston 868, OKLAHOMA STATE 291-284-296-869, Kent State 869, Washington 873, Ohio State 875, Texas A&M 875, LSU 886, Arkansas 891)

JERRY PATE NATIONAL INTERCOLLEGIATE, OLD OVERTON GOLF COURSE, BIRMINGHAM, ALABAMA, PAR 71, 6,958 YARDS, OCTOBER 16-17

1. Clemson	287-270-268-825	1. Bryce Molder, Ga. Tech	67-62-67-196
2. Georgia	277-278-272-827	t7. Matt McQuillan	67-70-70-207
3. Georgia Tech	282-271-282-835	t11. Anders Hultman	70-68-72-210
4. OKLAHOMA STATE	285-281-286-852	t15. Pär Nilsson	74-68-70-212
5. Alabama-Birmingham	286-280-289-855	t51. J.C. DeLeon	74-75-79-228
t6. Southern California	285-287-288-860	t51. Boyd Summerhays	76-78-74-228

(Houston 860, BYU 874, Alabama 876, Arizona 876, UNLV 878, Auburn 881)

ROLEX/GOLF WORLD/PALMETTO DUNES COLLEGIATE INVITATIONAL, ARTHUR HILLS AT PALMETTO, HILTON HEAD, S.C., PAR 72, 6,651 YARDS, NOVEMBER 3-5

1. Georgia	268-275-279-822	1. Anders Hultman	66-66-63-195
2. Georgia Tech	278-272-279-829	t24. Pär Nilsson	69-72-71-212
3. OKLAHOMA STATE	274-281-279-834	t42. Matt McQuillan	72-71-73-216
4. Texas	286-279-278-843	t59. J.C. DeLeon	67-72-81-220
5. Clemson	286-283-279-848	t64. Pete Stone	74-75-72-221

(New Mexico 848, East Tennessee State 848, Wake Forest 850, South Carolina 851, North Carolina 858, Houston 860, Arizona 862, Texas Christian 866, Minnesota 870, Florida Southern 870, UNLV 873, Florida 874, Arizona State 890)

SPRING OF 2001

JOHN BURNS INTERCOLLEGIATE, LELEI HUA GOLF COURSE, HONOLULU, HAWAII, PAR 72, 6,917 YARDS, FEBRUARY 21-23

1. New Mexico	282-271-279-832	1. Michael Letzig, New Mexico	66-64-69-199
2. Auburn	278-280-279-837	t4. Anders Hultman	70-69-67-206
3. UNLV	285-275-283-843	t51. Matt McQuillan	76-74-71-221
4. Arizona	283-279-283-845	t57. Pär Nilsson	76-73-73-222
5. Stanford	275-285-290-850	t64. Boyd Summerhays	78-76-69-223
6. Fresno State	286-286-286-858	t92. Peter Davidson	76-75-80-231

(UTEP 862, Colorado State 864, SMU 868, OKLAHOMA STATE 298-291-280-869, San Diego State 869, Pacific 871, Hawaii 871, San Jose State 872, California 876, Wyoming 880, Utah 885, Nagoya 891, Hawaii-Hilo 911)

LAS VEGAS INTERCOLLEGIATE, RIO SECCO GOLF CLUB, LAS VEGAS, NEVADA, PAR 72, 7,044 YARDS, MARCH 9-11

1. Georgia Tech	292-279-273-844	1. Jeff Quinney, Arizona State	69-67-67-203
2. Georgia	300-288-280-868	t16. Matt McQuillan	78-68-71-217
3. Clemson	293-287-289-869	t23. Anders Hultman	71-73-75-219
4. N.C. State	299-287-285-871	t23. Boyd Summerhays	74-76-69-219
5. TCU	294-295-285-874	t53. Pär Nilsson	77-74-77-228
6. Arizona State	307-282-286-875	t53. J.C. DeLeon	79-71-78-228

(Florida 876, OKLAHOMA STATE 300-286-292-878, Houston 884, South Carolina 888, New Mexico 891, UNLV 892, Texas 896, Minnesota 904, Kent State 907)

CLEVELAND GOLF/MORRIS WILLIAMS INTERCOLLEGIATE, AUSTIN COUNTRY CLUB, AUSTIN, TEXAS, PAR 72, 6,906 YARDS, MARCH 26-27

1. Georgia Tech	281-292-573	1. Bryce Molder, Georgia Tech	67-68-135
2. OKLAHOMA STATE	290-284-574	4. Anders Hultman	74-66-140
3. Oklahoma	282-292-576	t9. Pär Nilsson	69-74-143
4. Texas	290-287-577	t17. Matt McQuillan	76-69-145
5. Pepperdine	291-287-578	t30. J.C. DeLeon	73-75-148
6. UNLV	293-290-583	t37. Boyd Summerhays	74-76-150
t7. Southern Cal.	298-290-588	t70. Peter Davidson (Ind.)	77-78-155
t7. New Mexico	293-295-588		

(SMU 589, Fresno State 595, North Florida 596, BYU 599, Texas A&M 601, Texas Christian 604, Virginia 608)

U.S. COLLEGIATE GOLF CHAMPIONSHIP, VISTA VALLARTA GOLF COURSE, PUERTO VALLARTA, MEXICO, PAR 72, 7,057 YARDS, APRIL 6-8

1. Georgia	284-272-279-835	1. Luke Donald, Northwestern	70-67-65-202
2. Georgia Tech	289-282-297-868	t13. Anders Hultman	69-72-76-217
t3. Arizona State	292-286-296-874	t22. Boyd Summerhays	77-73-70-220
t3. Clemson	292-290-292-874	t34. Matt McQuillan	76-71-76-223
t5. TCU	292-282-301-875	t42. Pär Nilsson	74-75-76-225
t5. Arizona	299-287-289-875	t45. J.C. DeLeon	79-71-77-227
7. UNLV	297-291-291-879		
t8. OKLAHOMA STATE	296-287-298-881		
t8. Florida	292-294-295-881		

(Houston 884, Northwestern 891, Kent State 898)

ASU THUNDERBIRD/SAVANE INVITATIONAL, THE KARSTEN COURSE, TEMPE, ARIZONA, PAR 72, 7,027 YARDS, APRIL 13-14

1. Arizona State	283-280-276-839	1. Anders Hultman	69-68-69-206
2. Texas	284-270-291-845	t18. Pär Nilsson	71-72-69-212
3. Southern Cal.	283-276-288-847	t41. J.C. DeLeon	73-75-68-216
4. Houston	283-276-289-848	t69. Peter Davidson	71-76-73-220
5. OKLAHOMA STATE	284-286-279-849	t87. Boyd Summerhays	78-71-74-223

(Arizona 852, BYU 855, New Mexico 858, UNLV 860, Pepperdine 861, Arizona State Maroon 861, California 861, UCLA 863, Oklahoma 867, Washington 871, UTEP 877, Virginia 879, Fresno State 880, Oregon 881, Oregon State 881, Stanford 887, Cal State Northridge 894)

BIG 12 CHAMPIONSHIP, PRAIRIE DUNES COUNTRY CLUB, HUTCHINSON, KANSAS, PAR 70, 6,596 YARDS, APRIL 23-24

1. Baylor	310-296-288-894	1. Worth Williams, Baylor	72-72-71-215
2. Texas	314-295-295-904	t2. Pär Nilsson	75-74-74-223
2. Oklahoma	311-305-288-904	t10. J.C. DeLeon	77-79-72-228
4. Colorado	316-298-291-905	t23. Boyd Summerhays	86-76-71-233
5. OKLAHOMA STATE	311-309-292-912	t33. Anders Hultman	81-80-75-236
6. Texas A&M	311-314-302-927	t35. Peter Davidson	78-83-76-237
7. Kansas	311-314-302-927		
8. Kansas State	328-307-306-941		
9. Missouri	320-324-308-952		
10. Texas Tech	338-313-303-954		
11. Iowa State	323-325-307-955		
12. Nebraska	327-322-307-956		

THE MAXWELL, DORNICK HILLS COUNTRY CLUB, ARDMORE, OKLAHOMA, PAR 70, 6,442 YARDS, MAY 12-13

1. Tulsa	285-284-279-848	1. Anders Hultman	70-67-67-204
2. OKLAHOMA STATE	279-285-286-850	t16. Pär Nilsson	66-73-74-213
3. Texas	283-287-283-853	t24. Boyd Summerhays	71-73-72-216
4. Auburn	283-291-280-854	t38. Matt McQuillan	72-73-73-218
4. Oklahoma	278-288-288-854	t74. J.C. DeLeon	77-72-75-224
6. Southern California	285-290-283-858	t78. Peter Davidson (Ind)	75-80-71-226

(Colorado 862, Houston 863, Pepperdine 866, Texas A&M 866, Toledo 867, Arkansas 870, Louisiana-Lafayette 872, Oklahoma "B" 873, SMU 884, North Texas 891)

NCAA CENTRAL REGIONAL, KARSTEN CREEK GOLF CLUB, STILLWATER, OKLAHOMA, PAR 72, 7,027 YARDS, MAY 17-19

1. Kent State	289-296-298-883	1. John Klauk, Texas	68-73-71-212
1. Oklahoma	293-291-299-883	t13. Pär Nilsson	73-72-73-218
1. Purdue	297-293-293-883	t16. Matt McQuillan	70-78-71-219
4. Minnesota	292-297-296-885	t40. Anders Hultman	74-77-72-223
4. Charleston	291-287-307-885	t65. Boyd Summerhays	75-74-78-227
6. OKLAHOMA STATE	292-301-294-887	t120. J.C. DeLeon	80-78-78-236

(Augusta State 888, Toledo 891, Houston 892, SMU 892 - Missed cut - Tulsa 893, Ohio State 893, Texas A&M 894, North Carolina 895, Kansas 896, Northwestern 896, Colorado 898, Lamar 899, Texas 899, Baylor 902, Arkansas-Little Rock 902, Wichita State 904, Texas Christian 905, Louisiana-Lafayette 906, Arkansas State 914, North Florida 915, Jackson State 959)

NCAA CHAMPIONSHIP, DUKE UNIVERSITY GOLF CLUB, DURHAM, NORTH CAROLINA, PAR 72, 7,086 YARDS, MAY 30-JUNE 2

1. Florida	296-278-277-275-1126	1. Nick Gilliam, Florida	69-70-66-71-276
2. Clemson	294-289-279-282-1144	Pär Nilsson	74-72-146
3. Arizona	280-289-282-294-1145	Anders Hultman	76-72-148
4. Georgia Tech	289-292-282-285-1148	Matt McQuillan	75-74-149
5. Georgia	296-284-286-286-1152	J.C. DeLeon	76-76-152
6. Arizona State	298-288-289-287-1162	Boyd Summerhays	75-77-152

(Augusta State 1164, Virginia Tech 1165, East Tennessee State 1167, Wake Forest 1168, Pacific 1177, Oklahoma 1179, Oregon State 1179, Alabama-Birmingham 1179, SMU 1190 - Missed cut - Charleston 590, UCLA 591, Toledo 592, Mississippi 592, Stanford 593, South Carolina 593, Houston 593, Minnesota 593, OKLAHOMA STATE 300-294-594, Georgia Southern 594, Washington 598, North Carolina State 599, Purdue 602, UC Irvine 612, Kent State 620)



ALL-TIME RESULTS

FALL OF 2001

PING-GOLFWEK PREVIEW INVITATIONAL, THE SCARLET COURSE, COLUMBUS, OHIO PAR 71, 7,236 YARDS, SEPTEMBER 28-30

1. Clemson	288-283-291—862	1. Brent Wanner, WFU	69-70-71—210
2. Wake Forest	289-292-282—863	12. Bill Haas, WFU	70-71-70—211
3. Texas	292-291-281—864	12. D.J. Trahan, Clemson	71-69-71—211
4. Ohio State	300-285-282—867	113. Anders Hultman	73-72-72—217
5. Virginia Tech	292-290-289—871	119. Pär Nilsson	71-71-77—219
16. Florida	296-277-299—872	126. Matt McQuillan	72-75-73—220
16. Georgia	290-285-297—872	129. J.C. DeLeon	74-74-73—221
8. OKLAHOMA STATE	290-290-294—874	143. Hunter Mahan	75-73-76—224

(Oklahoma 882, Georgia Tech 890, East Tennessee State 891, Augusta State 892, Arizona 893, Arizona State 905, Pacific 908)

TAYLOR MADE RED RIVER CLASSIC, DALLAS ATHLETIC CLUB, DALLAS, TEXAS, PAR 72, 6,766 YARDS, OCTOBER 8-9

1. Texas	276-282-276—834	1. Jason Hartwick, Texas	65-66-70—201
2. Southern Cal.	284-286-274—844	14. Anders Hultman	69-68-70—207
3. TCU	287-278-280—845	14. Franklin Hatchett, SMU	67-70-70—207
4. OKLAHOMA STATE	283-287-276—846	110. Matt McQuillan	70-74-66—210
5. Ohio State	277-284-286—847	127. J.C. DeLeon	72-73-70—215
6. Washington	284-286-280—850	159. Pär Nilsson	72-74-75—221
7. SMU	284-285-284—853	DQ. Hunter Mahan	DQ-72-70—DQ
8. Oklahoma	286-278-290—854		

(Houston 855, Duke 862, Arizona 866, Northwestern 867, BYU 869, Kent State 878, Texas A&M 880)

JERRY PATE NATIONAL INTERCOLLEGIATE, OLD OVERTON GOLF COURSE, BIRMINGHAM, ALABAMA, PAR 71, 6,958 YARDS, OCTOBER 15-16

1. OKLAHOMA STATE	286-280-285—851	11. Hunter Mahan	68-72-65—205
2. Wake Forest	279-276-298—853	11. D.J. Trahan, Clemson	70-68-67—205
3. Clemson	282-285-293—860	6. Anders Hultman	70-72-70—212
4. Arizona	281-285-296—862	17. Matt McQuillan	71-67-75—213
5. Georgia Tech	289-280-299—868	138. J.C. DeLeon	77-71-78—226
6. Auburn	292-283-296—871	142. Pär Nilsson	82-70-75—227

(Georgia 876, Texas 876, Alabama-Birmingham 883, Alabama 889, UNLV 894, Arizona State 900)

LONG COVE INVITATIONAL, LONG COVE GOLF CLUB, HILTON HEAD, S.C., PAR 71, 7,026 YARDS, NOVEMBER 9-11

1. Georgia Tech	297-278-280—855	1. David Oh, USC	68-69-69—206
2. Southern Calif.	297-289-285—871	19. Hunter Mahan	69-75-70—214
3. Clemson	292-289-291—872	19. Anders Hultman	73-73-68—214
4. OKLAHOMA STATE	292-296-286—874	122. Matt McQuillan	73-73-74—220
5. Wake Forest	295-291-292—878	149. Pär Nilsson	77-75-76—228
16. Arizona State	299-291-290—880	65. Dayton Rose	80-81-74—235
16. Virginia Tech	297-298-285—880		

(Texas 882, Augusta State 884, Georgia 886, Oklahoma 889, Purdue 894, New Mexico 895, Houston 901, West Florida 929)

SPRING OF 2002

PING ARIZONA INTERCOLLEGIATE, THE RAVEN AT SABINO SPRINGS, TUCSON, ARIZONA, PAR 71, 6,776 YARDS, FEBRUARY 4-5

1. Fresno State	290-270-288—848	1. Hunter Mahan	67-68-68—203
2. OKLAHOMA STATE	283-279-287—849	122. Anders Hultman	73-67-75—215
3. Pepperdine	286-288-278—852	129. Alex Norén	74-70-72—216
14. New Mexico	282-282-289—853	161. Pär Nilsson	69-75-78—222
14. Arizona	287-275-291—853	181. J.C. DeLeon	80-74-72—226

(South Carolina 856, Southern California 861, UCLA 863, Washington 864, Tulsa 868, UC Irvine 870, Oregon 870, California 871, Arizona "B" 871, BYU 874, Oregon State 876, Mississippi 877, SMU 879, Arizona State "B" 882, Long Beach State 899)

LAS VEGAS COLLEGIATE, SOUTHERN HIGHLANDS GOLF CLUB, LAS VEGAS, NEVADA, PAR 72, 7,081 YARDS, MARCH 8-10

1. Georgia Tech	287-276-281—844	11. Troy Matteson, Ga. Tech	70-69-69—208
2. UNLV	288-284-291—863	11. Camilo Villegas, Florida	68-69-71—208
3. North Carolina St.	291-293-281—865	127. Hunter Mahan	69-74-76—219
4. Clemson	293-291-283—867	139. Anders Hultman	76-73-73—222
5. Georgia	288-282-302—872	145. Alex Norén	75-79-71—225
16. TCU	293-294-288—875	161. Pär Nilsson	80-71-79—230
16. Florida	288-292-295—875	180. J.C. DeLeon	80-83-77—240

(Arizona 877, Houston 877, Ohio State 892, OKLAHOMA STATE 300-297-296-893, Arizona State 895, New Mexico 896, Alabama 906, Air Force 917, Kent State 933)

MORRIS WILLIAMS INTERCOLLEGIATE, AUSTIN COUNTRY CLUB, AUSTIN, TEXAS, PAR 72, 6,906 YARDS, MARCH 25-26

1. Texas	294-295-294—883	1. John Klauk, Texas	70-71-69—210
2. Pepperdine	299-297-290—886	13. Hunter Mahan	70-70-74—214
3. TCU	303-294-294—891	13. Adam Robinson, TCU	76-67-71—214
4. New Mexico	305-285-302—892	132. Pär Nilsson	76-75-77—228
5. Oklahoma	293-297-304—894	140. Dayton Rose	76-77-77—230
6. BYU	289-313-295—897	147. Anders Hultman	73-79-79—231
7. Southern Cal.	301-294-304—899	163. J.C. DeLeon, (ind.)	82-80-75—237
8. OKLAHOMA STATE	295-301-307—903	173. Alex Norén	76-84-80—240

(Houston 904, Fresno State 909, SMU 911, Northwestern 917, UNLV 920, North Florida 921, Texas A&M 932)

U.S. COLLEGIATE, TUCSON NATIONAL GOLF CLUB, TUCSON, ARIZONA, PAR 72, 7,094 YARDS, APRIL 5-7

1. Texas	278-290-291—859	1. Hunter Mahan	62-73-69—204
2. Arizona	290-287-284—861	8. Pär Nilsson	70-75-71—216
3. OKLAHOMA STATE	281-296-286—863	130. Anders Hultman	74-76-73—223
4. TCU	289-297-283—869	130. Dayton Rose	75-75-73—223
5. Georgia Tech	282-300-289—871	141. Alex Norén	80-73-73—226

(Arizona State 875, Houston 882, UNLV 886, Northwestern 887, Kent State 903)

ASU THUNDERBIRD/SAVANE INVITATIONAL, THE KARSTEN COURSE, TEMPE, ARIZONA, PAR 72, 7,027 YARDS, APRIL 12-13

1. Texas	271-276-285—832	1. Bret Guez, TCU	68-65-67—200
2. Arizona State	279-279-280—838	14. Pär Nilsson	70-65-72—207
3. Pepperdine	287-275-277—839	129. Hunter Mahan	68-72-73—213
4. Oregon	283-280-280—843	142. Anders Hultman	71-72-73—216
5. Arizona	282-281-282—845	152. Alex Norén	76-67-75—218
5. TCU	283-282-280—845	67. Dayton Rose	77-75-69—221
7. OKLAHOMA STATE	285-276-287—848		

(BYU 850, UCLA 852, New Mexico 853, Southern California 854, Oklahoma 856, Stanford 866, Washington 869, Houston 886)

BIG 12 CHAMPIONSHIP, PRAIRIE DUNES COUNTRY CLUB, HUTCHINSON, KANSAS, PAR 70, 6,598 YARDS, APRIL 29-30

1. Texas	285-282-283—850	1. Anders Hultman*	70-68-65—203
2. OKLAHOMA STATE	287-287-277—851	14. Hunter Mahan	69-74-67—210
3. Oklahoma	283-274-296—853	15. Alex Norén	75-71-72—218
4. Baylor	297-286-285—868	118. Pär Nilsson	73-74-73—220
5. Missouri	293-292-287—872	153. Dayton Rose	79-78-77—234
6. Texas Tech	297-294-286—877		
7. Kansas State	303-292-290—885		
8. Colorado	296-294-296—886		
9. Texas A&M	300-300-289—889		
10. Kansas	301-300-294—895		
11. Iowa State	295-297-304—896		
12. Nebraska	312-295-302—909		

THE MAXWELL, DORNICK HILLS COUNTRY CLUB, ARDMORE, OKLAHOMA, PAR 70, 6,442 YARDS, MAY 11-12

1. OKLAHOMA STATE	283-282-288—853	1. Brett Callas, Houston	72-68-67—207
2. Houston	287-282-288—857	5. Hunter Mahan	72-66-72—210
3. Oklahoma	291-282-286—859	19. Alex Norén	70-70-74—214
4. Texas	286-286-292—864	112. Anders Hultman	71-72-72—215
5. Tulsa	297-286-291—874	114. Pär Nilsson	70-77-70—217
6. Texas Tech	304-282-291—877	114. J.C. DeLeon, (ind.)	73-76-68—217
7. Colorado	292-295-293—880	146. Dayton Rose	76-74-77—227

(Arkansas 883, SMU 885, North Texas 887, Texas A&M 890, Oklahoma "B" 897)

NCAA CENTRAL REGIONAL, PLEASANT VALLEY COUNTRY CLUB, LITTLE ROCK, ARKANSAS, PAR 72, 7,109 YARDS, MAY 16-18

11. OKLAHOMA STATE	287-281-297—865	1. Lee Williamson, Purdue	70-67-72—209
11. Purdue	290-279-296—865	17. Hunter Mahan	73-69-72—214
3. Tulsa	296-283-297—876	112. Alex Norén	74-70-72—216
4. Illinois	293-290-296—879	122. Pär Nilsson	70-72-77—219
5. North Carolina State	294-286-300—880	133. Anders Hultman	70-75-76—221
6. Toledo	291-287-303—881	137. J.C. DeLeon	75-70-77—222

(Baylor 882, Texas Christian 885, Virginia Tech 885, Colorado 886, Kansas 887, Oklahoma 887, Northwestern 888, SMU 891, Alabama 893, LSU 898, Lamar 901, UT Arlington 901, Houston 906, Missouri 909, Maryland 912, Arkansas State 921, St. John's 923, Austin Peay 932, Princeton 939, Army 953, Jackson State DNF)

NCAA CHAMPIONSHIP, THE SCARLET COURSE, COLUMBUS, OHIO, PAR 71, 7,236 YARDS, MAY 29-JUNE 1

1. Minnesota	284-289-283-278—1,134	1. Troy Matteson, Ga. Tech	73-66-70-67—276
2. Georgia Tech	277-286-290-285—1,138	3. Hunter Mahan	68-71-67-72—278
13. Clemson	286-277-298-281—1,142	18. Pär Nilsson	71-73-68-69—281
13. Texas	291-275-290-286—1,142	1102. Anders Hultman	74-71-76-75—296
5. Augusta State	289-283-290-281—1,143	1148. J.C. DeLeon	76-79-75-77—307
6. North Carolina State	286-281-292-285—1,144	1152. Alex Norén	83-78-78-70—309

(Purdue 1145, Pepperdine 1146, Arizona 1150, Tulsa 1150, Texas Christian 1152, Florida 1152, Washington 1152, Toledo 1153, Colorado 1153, OKLAHOMA STATE 289-293-286-286-1154, North Carolina 1155, Illinois 1158, Baylor 1160, Virginia Tech 1161, Fresno State 1162, Georgia 1162, UNLV 1167, Pacific 1169, Texas Tech 1169, New Mexico 1170, Alabama-Birmingham 1176, Auburn 1182, Georgia Southern 1182, Virginia Commonwealth 1191)



ALL-TIME RESULTS

FALL OF 2002

INVERNESS INTERCOLLEGIATE INVITATIONAL, INVERNESS CLUB, TOLEDO, OHIO, PAR 71, 7,255 YARDS, SEPTEMBER 16-17

1. Florida	288-303-287—878	t1. Camilo Villegas, Florida	71-73-71—215
2. OKLAHOMA STATE	306-294-287—887	t1. Nick Watney, Fresno State	71-70-74—215
t3. Kansas St.	304-294-291—889	t3. Alex Norén	74-69-74—217
t3. Michigan St.	291-299-299—889	t12. Hunter Mahan	78-73-70—221
5. Toledo	297-301-293—891	21. Pär Nilsson	76-77-71—224
6. Georgia	300-294-299—893	t24. Zack Robinson	78-76-72—226
7. Fresno State	291-300-305—896	t59. Chris Clarke	78-76-82—236

(Illinois 901, Northwestern 906, Kansas 909, Long Beach State 910, Kent State 912, Kentucky 918, Notre Dame 924, Alabama-Birmingham 942)

WINDON MEMORIAL CLASSIC, GLEN VIEW CLUB, GOLF, ILLINOIS, PAR 72, 6,745 YARDS, SEPTEMBER 30-OCTOBER 1

1. Northwestern	284-289-275—848	1. Tom Johnson, Northwestern	71-69-66—206
2. Duke	290-288-295—873	t15. Chris Clarke	69-77-73—219
3. Stanford	291-291-294—876	t22. Dayton Rose	72-74-76—222
t4. Georgia Southern	294-293-292—879	t25. Alex Norén	74-74-75—223
t4. North Florida	285-298-296—879	t36. Michael Ostrich	77-79-71—227
6. OKLAHOMA STATE	288-303-295—886	t39. Zack Robinson	73-78-77—228

(Oregon 888, LSU 890, Houston 895, Florida State 896, Kent State 901, UC Davis 906, Northern Illinois 918)

PING/GOLFWEEK PREVIEW, KARSTEN CREEK, STILLWATER, OKLA., PAR 72, 7,290 YARDS, OCTOBER 7-8

1. Augusta State	300-291-289—880	1. Emmett Turner, Augusta State	74-69-70—213
2. Clemson	299-293-294—886	2. Scott Jamieson, Augusta State	75-68-73—216
3. Arizona	300-295-298—893	t6. Hunter Mahan	79-66-74—219
4. Auburn	304-292-298—894	t25. Alex Norén	73-76-77—226
5. Texas	309-287-301—897	t25. Dayton Rose	79-71-76—226
6. Wake Forest	304-296-298—898	t45. Zack Robinson	81-74-76—231
7. OKLAHOMA STATE	312-284-303—899	t55. Chris Clarke	81-73-82—236

(Minnesota 902, Washington 909, Texas Christian 912, Florida 916, Georgia Tech 916, Southern California 929, North Carolina State 932, Purdue 941)

JERRY PATE INTERCOLLEGIATE, OLD OVERTON GOLF CLUB, BIRMINGHAM, ALA., PAR 71, 6,958 YARDS, OCTOBER 14-15

1. Clemson	278-278—556	1. Chris Nallen, Arizona	69-66—135
2. Texas	288-274—562	t25. Alex Norén	73-71—144
3. TCU	283-280—563	t25. Zack Robinson	71-73—144
t4. UNLV	281-283—564	t27. Pär Nilsson	74-71—145
t4. Wake Forest	285-279—564	t42. Dayton Rose	75-73—148
6. Arizona	282-283—565	t46. Michael Ostrich	75-74—149

(Georgia Tech 566, Alabama 567, Auburn 580, **OKLAHOMA STATE 293-288-581**, Southern California 587, Alabama-Birmingham 594)

HOOTERS COLLEGIATE MATCH PLAY CHAMPIONSHIP, BAREFOOT RESORT, NORTH MYRTLE BEACH, S.C., PAR 71, 6,958 YARDS, NOVEMBER 8-10

(8) OKLAHOMA STATE def. (9) Toledo, 3.5-1.5 Zack Robinson (OSU) halved with Brad Heaven (Toledo) Alex Noren (OSU) def. Richard Kilpatrick (Toledo), 2 and 1 Chris Clarke (OSU) def. David Jones (Toledo), 2-up Dayton Rose (OSU) def. Sean McTernan (Toledo), 3 and 2 Justin Bertsch (Toledo) def. Mike Ostrich (OSU), 3 and 1
(1) Clemson def. (8) OKLAHOMA STATE , 3-2 Matt Hendrix (Clemson) def. Zack Robinson (OSU), 3 and 2 Gregg Jones (Clemson) halved with Alex Noren (OSU) Ben Duncan (Clemson) def. Chris Clarke (OSU), 1-up Brian Duncan (Clemson) halved with Dayton Rose (OSU) Mike Ostrich (OSU) def. Jack Ferguson (Clemson), 2-up
(8) OKLAHOMA STATE def. (13) NC State , 4-1 Justin Walters (NC State) def. Zack Robinson (OSU), 3 and 2 Alex Noren (OSU) def. Fernando Mecherhoffer (NC State), 4 and 3 Chris Clarke (OSU) def. Jason Moon (NC State), 2 and 1 Dayton Rose (OSU) def. Andrew Lewis (NC State), 3 and 2 Mike Ostrich (OSU) def. Rodney Thomas (NC State), 2-up
(8) OKLAHOMA STATE def. (3) Texas , 2.5-2.5 (OSU wins in tiebreaker) J.J. Wall (UT) def. Zack Robinson (OSU), 1-up Alex Noren (OSU) def. Matthew Rosenfeld (UT), 4 and 3 Chris Clarke (OSU) def. Jason Hartwick (UT), 3 and 2 Dayton Rose (OSU) vs. Russell Surber (UT), match halved Rusty Kennedy (UT) def. Mike Ostrich (OSU), 4 and 3

SPRING OF 2003

MERCEDES-BENZ COLLEGIATE CHAMPIONSHIP, SAWGRASS COUNTRY CLUB, JACKSONVILLE, FLA., PAR 72, 6,895 YARDS, FEBRUARY 17-18

1. Augusta State	285-281-286—852	1. D.J. Trahan, Clemson	73-71-67—211
2. Clemson	287-290-285—862	t12. Hunter Mahan	72-73-70—215
3. Texas	290-292-288—870	t23. Chris Clarke	68-73-78—219
4. Wake Forest	289-291-291—871	t29. Alex Norén	68-75-77—220
5. Florida	285-292-295—872	t34. Zack Robinson	73-74-74—221
6. OKLAHOMA STATE	281-295-299—875	78. Stewart Dodson	86-86-92—264

(North Carolina State 876, Tennessee 877, Duke 880, South Carolina 882, North Carolina 884, Georgia 887, LSU 887, North Florida 891, Florida State 914)

PUERTO RICO CLASSIC, RIO MAR COUNTRY CLUB RIVER COURSE, PALMER, PUERTO RICO, PAR 72, 6,945 YARDS, FEBRUARY 24-26

1. OKLAHOMA STATE	291-289-282—862	t1. Justin Walters, N.C. State	70-70-71—211
2. Minnesota	291-286-295—872	t1. Jason Hartwick, Texas	75-69-67—211
2. Clemson	293-293-286—872	t3. Hunter Mahan	71-76-67—214
2. Texas	296-291-285—872	t3. Zack Robinson	72-70-72—214
5. Florida	300-291-283—874	8. Chris Clarke	74-72-70—216
6. N.C. State	288-286-301—875	t20. Pär Nilsson	74-73-73—220
7. Georgia Tech	301-289-292—882	t65. Alex Norén	82-74-77—233

(Oklahoma 895, East Tennessee State 896, Northwestern 896, Georgia 897, Duke 904, Colorado 907, Kent State 909, Purdue 914, Illinois 928, Virginia 949, Michigan 960)

TOYOTA MEN'S COLLEGIATE GOLF CHAMPIONSHIP, SOUTHERN HIGHLANDS GOLF COURSE, LAS VEGAS, NEVADA • PAR 72, 7,381 YARDS, MARCH 7-9

1. OKLAHOMA STATE	291-284-281—856	1. Ryan Moore, UNLV	71-70-67—208
2. UNLV	282-286-289—857	T6. Hunter Mahan	73-70-67—210
T3. Texas	281-284-293—858	T17. Pär Nilsson	75-69-71—215
T3. Clemson	284-286-288—858	T22. Chris Clarke	74-70-72—216
5. N.C. State	285-289-287—861	T39. Alex Norén	74-76-71—221
6. Arizona State	284-290-290—864	T42. Zack Robinson	70-75-77—222

(Georgia 869, Arizona 870, Texas Christian 872, Alabama 872, Georgia Tech 873, Augusta State 877, New Mexico 879, Florida 883, Minnesota 889)

MORRIS WILLIAMS INTERCOLLEGIATE, AUSTIN COUNTRY CLUB, AUSTIN, TEXAS, PAR 72, 6,906 YARDS, MARCH 17-18


1. OKLAHOMA STATE	280-280-282—842	1. Hunter Mahan	68-69-65—202
2. Texas	277-279-287—843	T7. Pär Nilsson	69-70-71—210
3. UNLV	289-284-285—858	T24. Alex Norén	73-71-73—217
4. TCU	294-283-286—863	T24. Chris Clarke	74-70-73—217
5. Arizona State	277-296-292—865	T55. Zack Robinson	70-76-77—223

(Arkansas 871, Tulsa 872, Georgia Tech 873, Baylor 876, Pepperdine 876, Southern California 877, Fresno State 878, Texas A&M 879, BYU 881, New Mexico 882, North Florida 884, Oklahoma 884, Houston 894)

CLEVELAND GOLF/AUGUSTA STATE INVITATIONAL, FOREST HILLS GOLF CLUB, AUGUSTA, GEORGIA, PAR 72, 6,875 YARDS, APRIL 4-6

1. Augusta State	279-274-267—820	1. Oliver Wilson, Augusta State	68-67-64—199
2. Clemson	273-279-270—822	t11. Hunter Mahan	69-70-70—209
3. OKLAHOMA STATE	275-283-281—839	T1. Pär Nilsson	67-71-72—210
t3. Wake Forest	276-281-282—839	t21. Chris Clarke	70-70-71—211
5. Georgia	277-283-281—841	t28. Alex Norén	73-72-68—213
6. Georgia Tech	290-272-280—842	t46. Pär Nilsson	69-75-73—217

(North Carolina State 850, North Carolina 851, Purdue 853, South Carolina 856, East Tennessee State 857, Virginia Tech 860, Alabama 862, Duke 865, Georgia Southern 870, Fresno State 870, North Florida 881)



2005 Hall of Fame Invitational Champions



ALL-TIME RESULTS

U.S. INTERCOLLEGIATE, STANFORD GOLF COURSE, STANFORD, CALIFORNIA, PAR 71, 6,786 YARDS, APRIL 19-20

1. UCLA	293-274-283—840	1. Mark Warman, San Diego State	71-62-73—206
2. OKLAHOMA STATE	293-274-283—850	14. Hunter Mahan	70-65-73—208
3. San Diego St.	292-273-286—851	115. Zack Robinson	74-71-68—213
4. Fresno State	289-278-286—853	122. Chris Clarke	76-69-70—215
5. Oregon	274-294-288—856	134. Pär Nilsson	77-69-72—218
6. UC-Irvine	284-283-292—859	146. Dayton Rose	73-76-73—222

(Stanford 864, Washington State 869, Long Beach State 870, Pacific 872, California 873, San Jose State 875, San Francisco 877, Texas A&M 891, San Diego 894, Santa Clara 902)

BIG 12 CHAMPIONSHIP, SOUTHERN HILLS COUNTRY CLUB, TULSA, OKLAHOMA, PAR 70, 6,988 YARDS, APRIL 28-29

1. Texas	296-301-297—894	1. Hunter Mahan	73-67-68—208
2. OKLAHOMA STATE	303-294-301—898	114. Pär Nilsson	76-72-81—229
3. Oklahoma	302-293-304—899	123. Chris Clarke	74-81-78—233
4. Texas A&M	312-299-307—918	127. Zack Robinson	83-74-78—235
5. Texas Tech	312-300-311—923	141. Dayton Rose	80-82-77—239
6. Colorado	312-311-304—927		
6. Kansas State	305-302-320—927		
8. Kansas	316-304-309—929		
9. Baylor	310-317-316—943		
10. Missouri	318-306-320—944		
11. Nebraska	311-314-320—945		
12. Iowa State	312-319-317—948		

THE MAXWELL, DORNICK HILLS COUNTRY CLUB, ARDMORE, OKLAHOMA, PAR 70, 6,442 YARDS, MAY 10-11

1. OKLAHOMA STATE	280-271-278—829	1. Hunter Mahan	67-68-69—204
2. Tulsa	294-276-278—848	16. Alex Norén	74-68-68—210
2. SMU	286-278-284—848	110. Pär Nilsson	75-67-69—211
4. Arkansas	293-278-285—856	116. Dayton Rose (Ind.)	75-69-70—214
5. Oklahoma	290-278-290—858	121. Zack Robinson	70-68-77—215
6. Texas A&M	289-277-297—863	121. Chris Clarke	69-74-72—215
6. North Texas	292-281-290—863	154. J.C. DeLeon (Ind.)	79-71-74—224
8. Oklahoma City	298-277-289—864	184. Stewart Dodson (Ind.)	81-79-79—239

(Washington 866, Houston 877, Colorado 882, Texas Tech 887, North Florida 889, Penn State 890, Louisiana-Lafayette 905)

NCAA CENTRAL REGIONAL, COLBERT HILLS GOLF CLUB, MANHATTAN, KANSAS, PAR 72, 7,228 YARDS, MAY 15-17

1. OKLAHOMA STATE	285-289-282—856	1. Brett Callas, Houston	71-69-67—207
2. Illinois	275-295-291—861	15. Hunter Mahan	71-71-68—210
3. N.C. State	283-289-290—862	120. Zack Robinson	68-73-74—215
4. North Carolina	283-295-289—867	120. Pär Nilsson	74-71-70—215
4. Texas	285-298-284—867	133. Alex Norén	73-74-70—217
6. Kentucky	280-301-288—869	177. Chris Clarke	73-76-74—223

(SMU 870, Minnesota 870, Arkansas 870, Wichita State 871, Kansas State 872, Texas Tech 874, Lamar 875, Toledo 876, Ohio State 876, Texas Christian 877, Kent State 879, North Texas 879, Kansas 881, Oklahoma 882, Michigan State 882, Northwestern 884, Tulsa 887, Wright State 887, Texas A&M 887, Missouri 888, Baylor 893)

NCAA CHAMPIONSHIP, KARSTEN CREEK, STILLWATER, OKLA., PAR 72, 7,215 YARDS, MAY 27-30

1. Clemson	299-302-287-303—1191	1. Alejandro Canizares, Arizona St.	77-70-71-69—287
2. OKLAHOMA STATE	299-300-290-304—1193	8. Hunter Mahan	73-71-73-76—293
3. UCLA	303-295-301-298—1197	119. Zack Robinson	75-77-70-76—298
4. Wake Forest	304-306-290-298—1198	131. Alex Norén	80-72-74-75—301
4. Florida	302-300-297-299—1198	70. Chris Clarke	77-80-73-84—314
6. Arizona St.	306-308-297-291—1202	171. Pär Nilsson	74-85-79-77—315

(Augusta State 1213, Auburn 1215, North Carolina 1216, Texas 1216, Washington 1218, Georgia Tech 1218, UNLV 1220, Southern California 1221, North Carolina State 1224, Georgia 1226, Arizona 1229, Wichita State 1232—Missed cut—Duke 920, Minnesota 920, Illinois 921, Oregon 924, Tennessee 925, New Mexico 928, Vanderbilt 930, Kentucky 942, Arkansas 947, SMU 953, South Carolina 955, San Diego State 965)

FALL OF 2003

PING/GOLFWEEK PREVIEW, THE CASCADES COURSE, THE HOMESTEAD RESORT, HOT SPRINGS, VA., PAR 70 • 6,679 YARDS, SEPTEMBER 22-23

1. UCLA	294-278—572	1. John Poucher, UCLA	70-68—138
2. Georgia Tech	297-276—573	120. Tyler Leon	71-74—145
3. Clemson	287-288—575	128. Chris Clarke	74-72—146
3. Florida	292-283—575	142. Zack Robinson	76-73—149
5. Georgia	294-283—577	155. Dayton Rose	75-76—151
6. Augusta State	290-288—578	71. Alex Norén	80-77—157

(UNLV 582, Wake Forest 582, North Carolina 582, Arizona State 590, OKLAHOMA STATE 296-295-591, Texas 592, Arizona 595, Auburn 602, Virginia Tech 610)

WINDON MEMORIAL CLASSIC, NORTH SHORE COUNTRY CLUB, GLENVIEW, ILL., PAR 72, 7,058 YARDS, OCTOBER 6-7

1. Minnesota	283-288-288—859	1. Peter Richardson, Purdue	67-68-71—206
2. Purdue	289-288-291—868	113. Casey Wittenberg	74-71-73—218
2. California	295-296-277—868	123. Chris Clarke	75-71-76—222
4. Illinois	289-285-297—871	128. Zack Robinson	74-76-73—223
5. Northwestern	294-285-299—878	157. Tyler Leon	74-76-78—228
6. LSU	288-292-300-880	157. Zac Reynolds	78-77-73—228

(Toledo 883, OKLAHOMA STATE 297-294-295-886, Kent State 890, North Florida 892, Stanford 895, Michigan State 896, Arizona 896, UC Davis 899, SMU 909, Notre Dame 909, Rice 917)

JERRY PATE INTERCOLLEGIATE, OLD OVERTON GOLF CLUB, BIRMINGHAM, ALA., PAR 71, 6,958 YARDS, OCTOBER 13-14

1. OKLAHOMA STATE	277-268-273—818	1. Bill Haas, Wake Forest	63-66-66—195
2. Georgia	273-274-275—822	4. Casey Wittenberg	71-64-67—202
3. UNLV	273-275-277—825	17. Alex Norén	65-65-74—204
4. Clemson	282-269-275—826	19. Zack Robinson	69-71-69—209
5. Augusta State	281-269-288—838	120. Tyler Leon	73-70-67—210
6. Wake Forest	275-270-296—841	123. Chris Clarke	72-69-70—211

(Arizona 845, Georgia Tech 846, Texas 847, UAB 864, Auburn 866, Alabama 870)

HOOTERS COLLEGIATE MATCH PLAY CHAMPIONSHIP, BAREFOOT RESORT, NORTH MYRTLE BEACH, S.C., PAR 71, 6,958 YARDS, NOVEMBER 7-9

(7) OKLAHOMA STATE def. (10) Wake Forest, 3.5-1.5	
Zack Robinson (OSU) halved with Bill Haas (WF)	
Tyler Leon def. Sean Moore (WF), 2 and 1	
Chris Clarke (OSU) def. Kyle Reifers (WF), 4 and 3	
Chad Wilcox (WF) def. Alex Noren (OSU), 1 up	
Dayton Rose (OSU) def. Barr Blanton (WF), 6 and 5	
(7) OKLAHOMA STATE def. (15) NC State, 3-2	
Zack Robinson (OSU) def. Garry Hill (NC State), 4 and 3	
Stephen Lawton (NC State) def. Tyler Leon (OSU), 3 and 2	
Chris Clarke (OSU) def. Jerry Richardson (NC State), 1 up	
Fernando Mecherrefe (NC State) def. Alex Noren (OSU), 4 and 3	
Dayton Rose (OSU) def. Wesley Horne (NC State), 4 and 3	
(11) UNLV def. (7) OKLAHOMA STATE, 4-1	
Travis Whisman (UNLV) def. Zack Robinson (OSU), 4 and 3	
Ryan Keeney (UNLV) def. Tyler Leon (OSU), 4 and 2	
Ryan Moore (UNLV) def. Chris Clarke (OSU), 3 and 2	
J.C. Deacon (UNLV) def. Dayton Rose (OSU), 1 up	
Zac Reynolds (OSU) def. Andres Gonzales (UNLV), 2 and 1	
(5) Georgia Tech def. (7) OKLAHOMA STATE, 3-2	
Zack Robinson (OSU) def. Robert Castro (GT), 2 and 1	
Tyler Leon (OSU) def. Kevin Larsen (GT), 1 up	
Thomas Jordan (GT) def. Chris Clarke (OSU), 1 up	
Chan Wongluekiet (GT) def. Dayton Rose (OSU), 2 and 1	
Michael Barbosa (GT) def. Zac Reynolds (OSU), 1 up (19 holes)	
1. Florida (4-0), 2. UNLV (3-1), 3. Georgia Tech (3-1), 4. OKLAHOMA STATE (2-2), 5. Clemson (3-1), 6. Texas (2-2), 7. Arizona State (3-1), 8. Wichita State (2-2), Arizona (1-2), Georgia (1-2), N.C. State (1-2), UCLA (1-2), Auburn (0-2), Augusta State (0-2), Southern California (0-2), Wake Forest (0-2)	

SPRING OF 2004

MERCEDES-BENZ COLLEGIATE CHAMPIONSHIP, SAWGRASS COUNTRY CLUB, PONTE VEDRA BEACH, FLA., PAR 72, 6,955 YARDS, FEBRUARY 8-10

1. South Carolina	288-289-284—861	1. Jason Hartwick, Texas	71-73-67—211
2. OKLAHOMA STATE	308-289-291—888	19. Casey Wittenberg	75-70-73—218
12. Florida	299-300-289—888	113. Zack Robinson	77-72-71—220
12. Clemson	306-284-299—889	133. Alex Norén	76-73-76—225
14. Texas	311-297-281—889	140. Tyler Leon	82-74-71—227
6. Tennessee	303-299-289—891	155. Pär Nilsson	80-74-77—231

(LSU 895, North Florida 898, Kentucky 898, Georgia 900, North Carolina State 905, Northwestern 906, Augusta State 911, Duke 914, Auburn 914, North Carolina 915, Florida State 919, Vanderbilt 922)

PUERTO RICO CLASSIC, RIO MAR COUNTRY CLUB RIVER COURSE, PALMER, PUERTO RICO, PAR 72, 6,982 YARDS, FEBRUARY 22-24

1. Florida	289-277-289—855	1. Matt Hendrix, Clemson	70-67-70—207
2. Clemson	281-289-286—856	2. Tyler Leon	69-71-68—208
3. Oklahoma	283-280-295—858	14. Casey Wittenberg	73-73-70—216
4. Georgia	290-292-283—865	124. Zack Robinson	74-76-69—219
5. OKLAHOMA STATE	292-298-281—871	174. Zac Reynolds	76-78-79—233
6. N.C. State	293-283-300—876	178. Chris Clarke	81-80-74—235

(Virginia 879, Georgia Tech 880, Minnesota 880, Texas 885, East Tennessee State 886, Virginia Tech 886, Purdue 890, Kent State 892, Northwestern 901, Duke 905, Illinois 920, Michigan 922)

MORRIS WILLIAMS INTERCOLLEGIATE, AUSTIN COUNTRY CLUB, AUSTIN, TEXAS, PAR 72, 6,906 YARDS, MARCH 15-16

1. BYU	281-285-292—858	1. Andrew Dahl, Arkansas	64-68-74—206
2. TCU	284-283-293—860	119. Casey Wittenberg	71-71-73—215
3. OKLAHOMA STATE	286-285-290—861	122. Zac Reynolds	72-73-71—216
4. Tulsa	286-293-286—865	124. Zack Robinson	71-72-74—217
5. California	286-295-286—867	128. Tyler Leon	72-71-76—219
6. Texas	287-295-287—869	128. Alex Norén	76-71-72—219
7. Arkansas	288-284-298—870	173. Chris Clarke (ind.)	79-82-73—234

(Oklahoma 877, Pepperdine 880, Baylor 882, Virginia 883, SMU 886, Houston 893, Texas A&M 893, Fresno State 902)



ALL-TIME RESULTS

HALL OF FAME INVITATIONAL, REDSTONE GOLF CLUB, HOUSTON, TEXAS, PAR 72, 7,352 YARDS, MARCH 19-21

1. Arizona State	279-287-290—856	1. Ryan Moore, UNLV	64-73-70—207
2. Arizona	284-289-285—858	15. Alex Noren	66-72-74—212
3. Southern Calif.	282-287-292—861	19. Casey Wittenberg	72-67-73—212
4. Washington	284-292-287—863	118. Chris Clarke, (ind.)	74-74-70—218
5. OKLAHOMA STATE	287-294-284—865	118. Tyler Leon	72-79-67—218
6. Tulsa	289-291-288—868	131. Zac Reynolds	75-72-73—220
6. UNLV	286-293-289—868	57. Zack Robinson	76-76-79—231

(Minnesota 869, TCU 873, Kent State 877, New Mexico 893)

BOILERMAKER INVITATIONAL, CAMPEN COURSE, WEST LAFAYETTE, INDIANA, PAR 72, 7,035 YARDS, APRIL 10-11

1. Purdue	285-277-293—855	1. Kane Webber, Colorado	71-69-66—206
2. Colorado	288-284-285—857	18. Alex Noren	69-73-72—214
3. Kentucky	291-280-296—867	121. Chris Clarke	73-70-76—219
4. TCU	293-285-294—872	133. Tyler Leon	76-74-73—223
5. Indiana	297-288-293—878	169. Par Nilsson	81-75-76—232
6. Northwestern	292-288-302—882	180. Zac Reynolds	77-78-80—235

(Illinois 883, OKLAHOMA STATE 295-292-297-884, Kent State 885, Oklahoma 887, Louisville 888, Kansas State 889, Miami (Ohio) 896, Michigan 901, Notre Dame 908, Michigan State 915, Iowa 919, Wisconsin 928)

BIG 12 CHAMPIONSHIP, PRAIRIE DUNES COUNTRY CLUB, HUTCHINSON, KAN., PAR 70, 6,596 YARDS, APRIL 26-27

1. Texas	287-290-288—865	1. Jason Hartwick, Texas	70-66-69—205
2. Oklahoma	295-285-283—870	13. Alex Noren	71-68-75—214
3. OKLAHOMA STATE	292-285-296—873	8. Casey Wittenberg	73-73-71—217
4. Kansas State	290-289-302—881	116. Tyler Leon, Okla. State	71-76-75—222
15. Colorado	295-301-297—893	120. Chris Clarke	78-71-75—224
15. Kansas	291-301-301—893	136. Zack Robinson	77-73-77—227
15. Texas Tech	294-303-296—893		

(Iowa State 894, Baylor 895, Texas A&M 904, Missouri 920, Nebraska 926)

THE MAXWELL, DORNICK HILLS COUNTRY CLUB, ARDMORE, OKLA., PAR 70, 6,453 YARDS, MAY 15-16

1. OKLAHOMA STATE	284-265-284—833	1. Kane Webber, Colorado	68-66-71—205
2. Augusta State	283-278-278—839	8. Alex Noren, Okla. State	70-69-69—208
3. Oklahoma	282-274-287—843	19. Zack Robinson, Okla. State	74-64-71—209
4. Tulsa	286-276-289—851	115. Chris Clarke, Okla. State	71-66-74—211
15. Colorado	281-278-294—853	121. Casey Wittenberg, Okla. State	74-66-73—213
15. North Florida	291-282-280—853	121. Tyler Leon, Okla. State	69-73-71—213
7. Oklahoma City	279-291-285—855	136. Zac Reynolds, (Ind.)	72-71-74—217
18. SMU	287-288-285—860	143. Dayton Rose, (Ind.)	73-70-75—218
18. Texas-Arlington	280-291-289—860	154. Par Nilsson, (Ind.)	72-77-71—220
10. Penn State	292-289-281—862	179. Stewart Dodson, (Ind.)	82-75-74—231

(Arkansas 867, Baylor 868, Houston 870, Texas Tech 879, North Texas 885)

NCAA CENTRAL REGIONAL, KAMPEN COURSE, WEST LAFAYETTE, IND., PAR 72, 7,259 YARDS, MAY 20-22

1. Kentucky	298-285-299—882	1. John Holmes, Kentucky	73-70-71—214
2. OKLAHOMA STATE	287-298-308—893	18. Tyler Leon	73-73-75—221
3. Oklahoma	305-294-297—896	18. Casey Wittenberg	69-74-78—221
4. Texas A&M	292-303-304—899	121. Alex Noren	70-77-77—224
15. TCU	305-297-299—901	37. Zack Robinson	76-74-78—228
15. Texas	298-296-307—901	191. Chris Clarke	75-80-82—237

(Purdue 905, Wichita State 908, SMU 909, Kent State 910, Minnesota 911, Notre Dame 914, Texas Tech 917, Ohio State 918, Kansas State 923, Kansas 926, Arkansas 931, Tulsa 933, Illinois 933, Lamar 934, Indiana 934, Colorado 934, Xavier 940, Western Illinois 958, Baylor 961, Princeton 974, Jackson State 1,000)

NCAA CHAMPIONSHIP, THE CASCADES COURSE AT THE HOMESTEAD RESORT, HOT SPRINGS, VA., PAR 70, 6,679 YARDS, JUNE 1-4

1. California	279-289-287-279-1134	1. Ryan Moore, UNLV	67-70-64-66—267
2. UCLA	289-283-275-293-1140	117. Tyler Leon	70-72-70-72—284
3. Arizona	292-281-283-292-1148	124. Casey Wittenberg	72-73-73-69—287
4. Texas	288-286-289-286-1149	43. Zack Robinson	73-73-71-76—293
5. Georgia Tech	289-285-287-290-1151	76. Chris Clarke	77-71-81-77—306
16. Florida	285-289-284-294-1152	81. Alex Noren	82-82-75-79—318

(Washington 1152, Kentucky 1155, BYU 1156, Pepperdine 1160, Georgia 1161, Georgia State 1161, OKLAHOMA STATE 292-289-289-294-1164, Texas A&M 1167, Penn State 1170) — Missed cut — Southern California 871, Purdue 871, Clemson 872, New Mexico 876, Texas Christian 877, Auburn 879, Arizona State 879, Oklahoma 879, Kent State 881, Toledo 884, SMU 887, Wichita State 887, Vanderbilt 891, North Carolina 892, Rhode Island 912)

FALL 2004

PING/GOLFWEK PREVIEW, CAVES VALLEY GOLF CLUB AT OWINGS MILLS, MARYLAND, PAR 70, 7,124 YARDS, SEP. 26-27

1. OKLAHOMA STATE	288-276-284—848	1. Pablo Martin	69-66-71—206
2. Georgia Tech	284-283-285—852	17. Tyler Leon	71-71-69—211
3. Georgia	290-292-279—861	116. Zack Robinson	75-68-72—215
14. Florida	296-278-288—862	136. Zac Reynolds	78-71-72—221
14. Texas	284-289-289—862	143. Alex Noren	73-75-74—222

(Arizona State 863, Texas Christian 864, Kentucky 866, UNLV 868, Pepperdine 877, Clemson 882, California 884, Arizona 884, UCLA 884, Loyola College 917)

JERRY PATE INTERCOLLEGIATE, OLD OVERTON GOLF CLUB, BIRMINGHAM, ALA., PAR 71, 6,958 YARDS, OCT. 11-12

1. Augusta State	275-278-272—825	1. Kalle Edberg, Augusta State	68-69-66—203
2. Georgia Tech	273-279-277—829	110. Tyler Leon	70-69-69—208
3. Auburn	278-279-273—830	116. Chris Clarke	66-71-72—209
4. Georgia	268-288-277—833	23. Ryan Posey	69-70-71—210
5. OKLAHOMA STATE	276-276-283—835	124. Zack Robinson	72-68-71—211
6. Alabama	272-282-285—839	31. Pablo Martin	71-69-72—212

(Texas Christian 840, Wake Forest 840, Southern California 847, Clemson 855, Alabama-Birmingham 860, Vanderbilt 862)

ISLEWORTH COLLEGIATE INVITATIONAL, ISLEWORTH COUNTRY CLUB, WINDERMERE, FLA., PAR 72, 7,426 YARDS OCT. 25-26

1. Georgia	287-290-286—863	1. Pablo Martin	69-68-72—209
2. OKLAHOMA STATE	297-285-291—873	11. Chris Kirk, Georgia	69-69-71—209
3. Georgia Tech	296-283-295—874	115. Ryan Posey	80-72-67—219
4. Texas	290-299-293—882	128. Chris Clarke	78-74-73—225
5. Augusta State	293-297-293—883	139. Tyler Leon	74-76-79—229
6. Clemson	295-294-295—884	141. Zack Robinson	76-71-83—230

(Wake Forest 888, Kentucky 897, Vanderbilt 909, North Carolina 913, Florida 923, North Carolina State 924, Central Florida 924, Furman 928, Toledo 930)

HOOTERS COLLEGIATE MATCH PLAY CHAMPIONSHIP, EL CAMPEON GOLF COURSE, HOWEY IN THE HILLS, FLA., PAR 71, 6,825 YARDS NOV. 14-16

(2) OKLAHOMA STATE def. (15) California, 3-2	(2) OKLAHOMA STATE def. (14) Texas A&M, 4-1
Pablo Martin (OSU) def. Michael Jensen (Cal), 4 and 3	Pablo Martin (OSU) def. Robert Gates (A&M), 2-up
Kyle Dowden (Cal) def. Zack Robinson (OSU), 4 and 3	Zack Robinson (OSU) def. Andrew Parr (A&M), 4 and 3
Jeff Hood (Cal) def. Alex Noren (OSU), 4 and 2	Martin Piller (A&M) def. Alex Noren (OSU), 1-up
Chris Clarke (OSU) def. Frederick Svanberg (Cal), 4 and 3	Chris Clarke (OSU) def. David Schultz (A&M), 3 and 2
Zac Reynolds (OSU) def. Eric West (Cal), 5 and 4	Zac Reynolds (OSU) def. Jerad Harklau (A&M), 2 and 1
(2) OKLAHOMA STATE def. (7) Florida, 4-1	(2) OKLAHOMA STATE def. (1) Georgia Tech, 4-0-1
Pablo Martin (OSU) def. Richard Treis (UF), 2 and 1	Pablo Martin (OSU) def. Roberto Castro (GT), 4 and 3
James Vargas (UF) def. Zack Robinson (OSU), 3 and 2	Zack Robinson (OSU) def. Chan Song (GT), 2 and 1
Alex Noren (OSU) def. Duke Butler (UF), 5 and 3	Alex Noren (OSU) def. Nicholas Thompson (GT), 7 and 5
Chris Clarke (OSU) def. Manuel Villegas (UF), 3 and 2	Chris Clarke (OSU) def. Michael Barbosa (GT), 1-up
Zac Reynolds (OSU) def. Will Strickler (UF), 3 and 1	Zac Reynolds (OSU) halved with Kevin Larsen (GT)
1. OKLAHOMA STATE (4-0), 2. Georgia Tech (3-1), 3. Texas (3-1), 4. Texas A&M (2-2), 5. Florida (3-1), 6. Clemson (2-2), 7. Arizona (1-2), 7. Georgia State (1-2), 9. Penn State (2-2), 10. UCLA (2-2), 11. Kentucky (1-2), 11. Washington (1-2), 113. Purdue (0-2), 113. Pepperdine (0-2), 113. Georgia (0-2), 113. California (0-2)	

SPRING 2005

TAYLOR MADE/WAIKOLOA INTERCOLLEGIATE, WAIKOLOA VILLAGE GOLF CLUB, WAIKOLOA, HAWAII, PAR 72, 6,814 YARDS, FEB. 9-11


1. OKLAHOMA STATE	264-270-267—801	1. Tyler Leon	64-66-65—195
2. Georgia Tech	274-272-262—808	12. Alex Noren	67-65-66—198
3. Southern California	265-278-267—810	14. Ryan Posey	65-66-68—199
4. Washington	272-270-274—816	137. Pablo Martin	68-73-68—209
5. Arkansas	274-276-276—826	180. Zac Reynolds	71-75-70—216

(Augusta State 827, Texas Christian 827, Arizona State 831, Stanford 831, Texas 832, UC Davis 833, Kansas 833, UCLA 834, Pepperdine 835, Oregon 836, Colorado 840, Fresno State 844, Oklahoma 845, Hawaii-Hilo 853, Rhode Island 855, Hawaii 861)

PUERTO RICO CLASSIC, RIO MAR COUNTRY CLUB, RIO GRANDE, PUERTO RICO PAR 72, 6,945 YARDS FEB.27-MARCH 1

1. Georgia Tech	280-278-287—845	1. Alejandro Canizares, Arizona State	69-67-68—204
2. Florida	279-283-287—849	14. Pablo Martin	69-71-70—210
3. OKLAHOMA STATE	282-283-285—850	18. Zack Robinson	68-71-73—212
4. Arizona State	284-286-287—857	115. Tyler Leon	73-70-71—214
5. Georgia	278-298-289—865	126. Alex Noren	72-75-71—218
6. Minnesota	296-292-280—868	135. Ryan Posey	76-71-74—221

(Duke 869, East Tennessee State 872, Clemson 873, Purdue 877, Oklahoma 884, Alabama 886, North Carolina State 892, Kent State 897, Virginia Tech 903, Northwestern 907, Illinois 908, Michigan)



2005 Big 12 Champions



ALL-TIME RESULTS



2004 Hooters Collegiate Match Play Champions

SOUTHERN HIGHLANDS COLLEGIATE CHAMPIONSHIP, SOUTHERN HIGHLANDS GOLF CLUB, LAS VEGAS, NV, PAR 72, 7,510 YARDS MARCH 11-13

1. UNLV	294-281-280—855	1. Daniel Im, UCLA	66-75-68—209
2. Georgia	296-281-293—870	T10. Zack Robinson	70-72-74—216
3. Florida	296-290-286—872	T10. Pablo Martin	75-68-73—216
4. OKLAHOMA STATE	292-284-298—874	T25. Ryan Posey	76-72-74—222
5. Arizona State	288-288-300—876	T33. Tyler Leon	74-72-77—223
6. Georgia Tech	297-283-297—877	T35. Alex Noren	73-74-77—224

(Wake Forest 884, South Carolina 890, UCLA 891, New Mexico 896, Texas Christian 896, Washington 901, Clemson 903, Auburn 905, Texas 908)

HALL OF FAME INVITATIONAL, REDSTONE GOLF CLUB, HUMBLE, TX, PAR 72, 7,352 YARDS MARCH 18-20

1. OKLAHOMA STATE	292-270-284—846	1. Ryan Moore, UNLV	70-68-68—206
2. UNLV	287-276-285—848	2. Tyler Leon	76-64-67—207
3. New Mexico	292-282-291—865	T4. Zack Robinson	72-67-72—211
4. Texas A&M	294-296-288—878	6. Pablo Martin	70-69-73—212
T5. Arizona	296-296-287—879	T41. Alex Noren	74-77-72—223
T5. Texas Christian	285-289-305—879	T60. Ryan Posey	81-70-75—226
7. Purdue	301-282-297—880	T77. Chris Clarke*	83-76-72—231
T8. Texas	298-282-301—881	101. Zac Reynolds*	75-83-84—242

(South Carolina-Aiken 881, Oklahoma 881, Kentucky 881, Wake Forest 888, Vanderbilt 895, Arkansas 896, California 897, Houston 904, Penn State 904, Rice 921, Gustavus Adolphus 951)

MORRIS WILLIAMS INTERCOLLEGIATE, AUSTIN COUNTRY CLUB, AUSTIN, TX, PAR 72, 6,906 YARDS, APRIL 4-5

1. Florida	288-282-302—872	1. Richard Treis, Florida	69-71-72—212
2. OKLAHOMA STATE	296-287-299—882	T3. Zack Robinson	75-69-74—218
3. Tulsa	297-298-291—886	T11. Alex Noren	75-71-76—222
4. Texas	296-298-296—890	T11. Dayton Rose*	71-76-75—222
5. SMU	301-300-293—894	T15. Tyler Leon	74-76-73—223
6. Oklahoma	299-302-294—895	T15. Pablo Martin	76-71-76—223
7. Texas A&M	298-309-290—897	T37. Ryan Posey	72-78-78—228
8. Arkansas	296-315-296—907	T61. Chris Clarke	78-76-81—235

(Baylor 911, BYU 913, Texas Tech 917, Fresno State 921, Virginia 926, Houston 930, Rice 953)

TEXAS A&M INVITATIONAL, TRADITIONS GOLF CLUB, TEXAS A&M, PAR 72, 7,235 YARDS APRIL 16-17

1. OKLAHOMA STATE	290-290-290—870	T1. Spencer Levin, New Mexico	67-69-74—210
2. New Mexico	286-294-292—872	T1. Anthony Kim, Oklahoma	72-69-69—210
3. Texas Tech	294-291-297—882	T3. Tyler Leon	69-72-72—213
4. Oklahoma	296-299-294—889	T8. Pablo Martin	74-73-71—218
5. SMU	293-289-309—891	T10. Zack Robinson	75-70-74—219
6. Texas	300-291-301—892	T18. Ryan Posey	72-75-75—222
7. Baylor	303-294-297—894	T23. Alex Noren*	77-73-73—223
8. Kent State	296-301-302—899	T36. Dayton Rose	77-78-73—228

(Michigan State 901, Texas A&M 902, Northwestern 905, Ohio State 906, Texas A&M "B" 909, Notre Dame 919)

BIG 12 CHAMPIONSHIP WHISPERING PINES GOLF CLUB, TRINITY, TX, PAR 72, 7,330 YARDS, APRIL 29-MAY 1

1. OKLAHOMA STATE	285-296-287—868	1. Anthony Kim, Oklahoma	69-71-68—208
2. Oklahoma	290-298-289—877	2. Alex Noren	70-72-72—214
3. Missouri	295-297-293—885	3. Zack Robinson	74-73-68—215
4. Texas	311-305-287—903	T8. Tyler Leon	68-75-77—220
5. Texas A&M	303-299-307—909	T11. Pablo Martin	73-77-71—221
6. Kansas	304-303-303—910	T25. Ryan Posey	77-76-76—229

(Baylor 912, Texas Tech 918, Iowa State 921, Kansas State 925, Colorado 929, Nebraska 931)

THE MAXWELL, DORNICK HILLS COUNTRY CLUB, ARDMORE, OK PAR 70, 6,453 YARDS, MAY 14-15

1. OKLAHOMA STATE	275-270-270—815	1. Brendon Todd, Georgia	71-67-65—203
2. Augusta State	277-269-270—816	2. Alex Noren	69-72-63—204
3. Georgia	276-276-271—823	T6. Pablo Martin	70-68-73—211
4. SMU	283-273-269—825	T11. Zack Robinson	70-69-74—213
4. Tulsa	272-274-279—825	T16. Tyler Leon	70-73-72—215
6. Oklahoma	278-267-282—827	T35. Chris Clarke*	72-78-72—222
7. Auburn	284-273-284—841	T38. Ryan Posey	78-74-71—223
8. Penn State	288-278-286—852	T43. Dayton Rose*	78-75-71—224
9. Texas-Arlington	290-288-281—859	T59. Zac Reynolds*	76-78-79—233
10. Colorado	289-284-289—862	65. Stewart Dodson*	80-81-80—241
11. Oklahoma City	293-292-281—866		

NCAA CENTRAL REGIONAL, WARREN GOLF COURSE, SOUTH BEND, IN, PAR 70, 7,011 YARDS, MAY 19-21

1. Augusta State	284-284-281—849	1. Kalle Edberg, Augusta State	70-68-67—205
2. OKLAHOMA STATE	282-283-293—858	2. Pablo Martin	65-70-71—206
3. Texas A&M	290-291-282—863	T36. Zack Robinson	72-74-72—218
4. Tulsa	287-294-285—866	T36. Alex Noren	73-70-75—218
4. Kentucky	288-292-286—866	T56. Ryan Posey	72-74-75—221
6. Arkansas	295-297-278—870	T56. Tyler Leon	74-69-78—221
6. Missouri	285-293-292—870		

(SMU 873, Texas 874, Purdue 875, Wichita State 875, Lamar 876, Kansas 877, Michigan State 877, Notre Dame 877, Minnesota 878, Kent State 880, Texas Christian 880, Baylor 880, Kansas State 881, Texas Tech 883, Oklahoma 887, Xavier 888, IUPUI 913, Loyola College 922, Detroit Mercy 923, Jackson State 934)

NCAA CHAMPIONSHIP, CAVES VALLEY GOLF CLUB, OWINGS MILLS, MD, PAR 70, 7,131 YARDS, JUNE 1-4

1. Georgia	274-284-297-280—1,135	1. James Lepp, Washington	70-67-76-63—276
2. Georgia Tech	288-281-295-282—1,146	39. Alex Noren	70-69-77-75—291
3. Washington	289-285-303-276—1,153	T47. Pablo Martin	72-74-74-75—295
4. BYU	285-290-304-275—1,154	T54. Ryan Posey	77-73-74-74—298
5. New Mexico	289-300-291-278—1,158	T58. Tyler Leon	76-73-76-74—299
6. Southern California	290-282-303-284—1,159	T58. Zack Robinson	74-74-78-73—299

(Kentucky 1,161, UNLV 1,162, Duke 1,162, Augusta State 1,164, Arizona State 1, 170, Tennessee 1,170, Georgia State 1,173, Georgia Southern 1, 173, OKLAHOMA STATE 292-289-301-296-1,178 – Missed cut, Wake Forest 884, Arizona 885, Florida 888, Stanford 888, Missouri 890, Coastal Carolina 890, SMU 892, San Diego State 893, Purdue 893, Texas 893, Texas A&M 894, Arkansas 894, Alabama 897, Tulsa 899, UCLA 904)

MIKE MCGRAW ERA FALL OF 2005

PING/GOLFWEK PREVIEW

CROSSWATER GOLF CLUB • SUNRIVER, ORE. • PAR 72, 7,671 YARDS, SEPT. 26-28

1. Georgia	284-284-277—845	T1. Pablo Martin, Okla. State	73-64-68—205
2. Georgia Tech	294-284-282—860	T1. Brian Harman, Georgia	69-67-69—205
3. OKLAHOMA STATE	297-283-282—862	T13. Tyler Leon, Okla. State	75-71-68—214
4. UNLV	290-292-285—867	T39. Trent Leon, Okla. State	77-72-74—223
5. Duke	297-289-283—869	T50. Jonathan Moore, Okla. State	73-81-72—226
6. Kentucky	291-292-288—871	T55. Zack Robinson, Okla. State	76-76-75—227

(Augusta State 875, Washington 876, New Mexico 877, Brigham Young 878, Arizona State 880, Wake Forest 882, Auburn 887, Southern California 894, Portland 925)

ISLEWORTH-UCF COLLEGIATE INVITATIONAL

ISLEWORTH COUNTRY CLUB • WINDERMERE, FLA. • PAR 72, 7,493 YARDS, OCT. 23-25

1. Georgia	287-283-302—872	1. Pablo Martin, Okla. State	67-72-73—212
2. OKLAHOMA STATE	281-296-302—879	T11. Trent Leon, Okla. State	69-75-77—221
3. Georgia Tech	290-294-310—894	T22. Tyler Leon, Okla. State	76-73-75—224
T4. Arizona State	296-288-315—899	T35. Ryan Posey, Okla. State	72-78-77—227
T4. Wake Forest	282-287-330—899	T45. Zack Robinson, Okla. State	73-76-81—230

(Duke 903, South Carolina 904, Southern California 905, New Mexico 909, Kentucky 911, UCLA 912, Clemson 912, Vanderbilt 913, Central Florida 914, UNLV 916, Augusta State 917, Stanford 925, Toledo 942)



ALL-TIME RESULTS

HOOTERS COLLEGIATE MATCH PLAY CHAMPIONSHIP, NOV. 11-13

MISSION INN GOLF AND TENNIS RESORT • HOWEY-IN-THE-HILLS, FLA. • PAR 71, 6,825 YARDS

(15) Stanford def. (2) OKLAHOMA STATE, 3-2-0

Pablo Martin, OSU def. Rob Grube, Stan, 5 and 3
Zack Miller, Stan def. Jonathan Moore, OSU, 2-up
Tyler Leon, OSU def. Matt Savage, Stan, 7 and 5
Matt Shin, Stan def. Trent Leon, OSU, 2-up
Kyle Gentry, Stan def. Zack Robinson, OSU, 4 and 3

(2) OKLAHOMA STATE def. (7) Kentucky, 4-1-0

Pablo Martin, OSU def. Dan Woltman, UK, 1-up
Matt Kohn, UK def. Jonathan Moore, OSU, 4 and 3
Tyler Leon, OSU def. Andy Winings, UK, 2 and 1
Trent Leon, OSU def. Brad Doster, UK, 1-up
Zack Robinson, OSU def. Jordan Blann, UK, 2 and 1

(2) OKLAHOMA STATE def. (10) New Mexico, 4-1-0

Pablo Martin, OSU def. Jay Choi, UNM, 4 and 2
Jonathan Moore, OSU def. Rob Bierbaum, UNM, 1-up
Nick Geyer, UNM def. Tyler Leon, OSU, 3 and 1
Trent Leon, OSU def. Travis Reid, UNM, 6 and 5
Zack Robinson, OSU def. Mark Anderson, UNM, 5 and 3

(16) Georgia Southern def. (2) OKLAHOMA STATE, 3-2-0

Jon David Kennedy (GS) def. Pablo Martin (OSU), 2 and 1
Ben Kishigian (GS) def. Jonathan Moore (OSU), 2 and 1
Drew Bowen (GS) def. Tyler Leon (OSU), 1-up
Trent Leon (OSU) def. Jordan Johnston (GS), 4 and 2
Zack Robinson (OSU) def. Johnathan Shaw (GS), 3 and 2

1. Georgia (4-0), 2. Georgia Tech (3-1), 3. Stanford (2-1) 4. Arizona (2-1), 5. Wake Forest (3-1), 6. Coastal Carolina (2-2), 7. Tennessee (1-2), 7. Arizona State (1-2), 9. Georgia Southern (3-1), 10. OKLAHOMA STATE (2-2), T11. Augusta State (1-2), T11. New Mexico (1-2), T13. Duke (0-2), T13. Georgia State (0-2), T13. Kentucky (0-2), T13. Missouri (0-2)

SPRING OF 2006

HAWAII-HILO INTERCOLLEGIATE

WAIKLOA VILLAGE GOLF COURSE • HILO, HAWAII • PAR 71, 6,777 YARDS, FEB. 8-10

1. Georgia Tech	268-279-278—825	1. Cameron Tringale, Georgia Tech	65-67-70—202
2. OKLAHOMA STATE	272-289-278—839	3. Pablo Martin, Okla. State	64-70-70—204
3. Southern California	274-291-275—840	T14. Jonathan Moore, Okla. State	70-73-68—211
4. Hawaii	275-297-278—850	T17. Tyler Leon, Okla. State	70-74-68—212
5. Stanford	284-293-281—858	T17. Trent Leon, Okla. State	68-72-72—212
6. Texas	279-294-288—861	T35. Zack Robinson, Okla. State	70-75-72—217

(Washington 864, Arizona State 866, Pepperdine 868, Oklahoma 868, TCU 869, Augusta State 869, Colorado 870, UC Davis 870, Arkansas 872, Fresno State 879, Hawaii-Hilo 882, Oregon 884, Rhode Island 885, Oregon State 886, Kansas 905)

PUERTO RICO CLASSIC

WESTIN RIO MAR COUNTRY CLUB RIVER COURSE • RIO GRANDE, PUERTO RICO

PAR 72, 6,945 YARDS, FEB. 26-28

1. Georgia	281-283-279—843	1. Chris Kirk, Georgia	70-68-67—205
2. Florida	284-284-279—847	2. Pablo Martin, Okla. State	68-67-71—206
3. OKLAHOMA STATE	291-272-299—862	T18. Tyler Leon, Okla. State	73-69-74—216
4. Alabama	280-294-291—865	T38. Zack Robinson, Okla. State	75-66-79—220
5. East Tennessee State	292-287-288—867	T55. Jonathan Moore, Okla. State	75-72-77—224
6. Arizona State	285-300-285—870	T63. Trent Leon, Okla. State	79-70-77—226

(Purdue 876, Duke 876, Clemson 877, North Carolina State 878, Illinois 879, Texas 884, Kent State 885, Northwestern 885, Georgia Tech 886, Virginia Tech 892, Minnesota 900, Michigan 906)

SOUTHERN HIGHLANDS COLLEGIATE

SOUTHERN HIGHLANDS GOLF CLUB • LAS VEGAS, NEVADA • PAR 72, 7,510 YARDS, MARCH 10-12

1. UNLV	295-294-290—879	1. Matt Kinsinger, UNLV	76-69-69—214
2. Georgia	295-294-300—889	T2. Seung-su Han, UNLV	74-72-71—217
3. OKLAHOMA STATE	299-293-307—899	T2. Pablo Martin, Okla. State	73-71-73—217
4. Florida	305-294-301—900	T20. Jonathan Moore, Okla. State	74-72-81—227
T5. Clemson	301-294-307—902	T25. Tyler Leon, Okla. State	78-73-77—228
T5. Arizona State	311-288-303—902	T30. Trent Leon, Okla. State	76-78-76—230
T5. Texas A&M	303-300-299—902	T54. Chris Clarke, Okla. State	76-77-81—234

(UCLA 904, Georgia Tech 911, Duke 920, Washington 925, New Mexico 930, Texas 931, Wake Forest 934, Arizona 943)

HALL OF FAME INVITATIONAL

REDSTONE GOLF CLUB • HUMBLE, TEXAS • PAR 72, 7,422 YARDS, MARCH 17-19

1. OKLAHOMA STATE	294-292-294—880	1. Anthony Kim, Oklahoma	67-69-72—208
2. Texas A&M	308-293-289—890	2. Jonathan Moore, Okla. State	74-70-72—216
T3. Oklahoma	300-299-300—899	4. Pablo Martin, Okla. State	72-73-73—218
T3. Texas	293-300-306—899	T8. Chris Clarke*, Okla. State	74-76-72—222
5. East Tennessee State	295-298-308—901	T8. Trent Leon, Okla. State	73-74-75—222
T6. Arizona	308-304-292—904	T17. Tyler Leon, Okla. State	75-75-75—225
T6. Purdue	303-300-301—904	T67. Zack Robinson, Okla. State	79-83-74—236

(Georgia 908, TCU 908, Clemson 909, South Carolina-Aiken 910, New Mexico 923, Arkansas 929, Duke 929, Wake Forest 930, Vanderbilt 934, Guilford College 946)

MORRIS WILLIAMS INTERCOLLEGIATE

AUSTIN COUNTRY CLUB • AUSTIN, TEXAS • PAR 72, 6,906 YARDS, APRIL 3-4

1. OKLAHOMA STATE	283-283-284—850	1. Oscar Alvarez, Brigham Young	69-68-72—209
2. Texas Tech	286-286-287—859	T2. Trent Leon, Okla. State	70-72-70—212
3. Brigham Young	286-289-288—863	T2. Jonathan Moore, Okla. State	72-69-71—212
4. Texas	288-286-290—864	T5. Tyler Leon, Okla. State	70-71-72—213
5. Oklahoma	284-289-295—868	T8. Pablo Martin, Okla. State	71-72-71—214
6. Texas A&M	297-282-292—871	T17. Chris Clarke, Okla. State	72-71-74—217

(Southern California 877, TCU 878, Arkansas 878, Georgia Tech 885, Stanford 885, SMU 885, Georgia State 886, Baylor 890, Tulsa 895, Fresno State 906, Pepperdine 907, Ohio State 908)

AGGIE INVITATIONAL

TRADITIONS GOLF CLUB • BRYAN, TEXAS • PAR 72, 7,235 YARDS, APRIL 15-16

1. Texas Tech	300-292-276—868	1. Oscar Floren, Texas Tech	75-68-66—209
2. Texas A&M	290-287-292—869	4. Pablo Martin, Okla. State	72-74-70—216
3. OKLAHOMA STATE	294-300-283—877	T5. Jonathan Moore, Okla. State	75-71-71—217
4. Kent State	292-301-290—883	T15. Chris Clarke, Okla. State	77-74-74—225
5. SMU	297-303-299—899	T15. Zack Robinson, Okla. State	76-81-68—225
T6. New Mexico	305-307-297—909	T29. Tyler Leon, Okla. State	71-82-76—229
T6. Baylor	306-304-299—909		

(Kansas State 916, Oklahoma 916, Colorado 924, Michigan State 928, Augusta State 928)

BIG 12 CHAMPIONSHIP

SOUTHERN HILLS COUNTRY CLUB • TULSA, OKLAHOMA • PAR 70, 7,055 YARDS, APRIL 24-25

1. Oklahoma	285-289-284—858	1. Matthew Rosenfeld, Texas	71-70-69—210
2. Texas	285-287-290—862	3. Pablo Martin, Okla. State	75-68-70—213
3. Texas A&M	289-287-290—866	T14. Jonathan Moore, Okla. State	74-73-72—219
T4. OKLAHOMA STATE	299-288-289—876	T3. Trent Leon, Okla. State	74-72-75—221
T4. Texas Tech	289-292-295—876	T34. Chris Clarke, Okla. State	76-75-75—226
6. Nebraska	291-296-300—887	T42. Tyler Leon, Okla. State	79-77-72—228

(Baylor 896, Kansas 897, Missouri 898, Kansas State 899, Colorado 899, Iowa State 910)

THE MAXWELL

DORNICK HILLS COUNTRY CLUB • ARDMORE, OKLAHOMA • PAR 70, 6,442 YARDS, MAY 13-14

1. OKLAHOMA STATE	259-265-261—785	1. Jonathan Moore, Okla. State	64-66-66—196
2. Baylor	264-264-261—789	2. Zack Robinson, Okla. State	66-69-68—203
3. Oklahoma	273-269-273—815	T6. Trent Leon, Okla. State	66-73-68—207
4. SMU	271-270-275—816	T14. Ryan Posey*, Okla. State	69-69-73—211
5. Michigan State	272-275-271—818	T16. Pablo Martin, Okla. State	74-72-68—212
6. Notre Dame	280-268-271—819	T22. Chris Clarke*, Okla. State	72-69-72—213
7. Tulsa	277-261-282—820	T22. Tyler Leon, Okla. State	69-67-77—213

(Oklahoma City 822, Colorado 834, Louisiana Monroe 838, Sam Houston State 853)

*Team scoring compiled using the best four individual scores on each hole, not the best four individual 18-hole totals

NCAA CENTRAL REGIONAL

SAND RIDGE GOLF CLUB • CHARDON, OHIO • PAR 71, 7,173 YARDS, MAY 18-20

1. OKLAHOMA STATE	280-285-280—845	1. Jonathan Moore, Okla. State	69-69-67—205
2. Northwestern	281-293-287—861	2. Zack Robinson, Okla. State	71-66-71—208
T3. Texas A&M	284-291-292—867	T10. Pablo Martin, Okla. State	70-76-69—215
T3. Georgia Tech	295-288-284—867	T24. Trent Leon, Okla. State	70-76-73—219
5. Lamar	286-295-288—869	T24. Tyler Leon, Okla. State	71-74-74—219

(Minnesota 874, Oklahoma 877, Clemson 881, Duke 883, Kentucky 884, Texas 885, Purdue 886, TCU 889, Tulsa 892, SMU 895, Texas-Arlington 901, Xavier 901, Kansas State 903, Missouri 905, Kent State 909, Colorado 911, Nebraska 923, Siena 928, Eastern Kentucky 929, Cleveland State 934, Princeton 943, St. Francis-Pa. 944)

NCAA CHAMPIONSHIP

CROSSWATER GOLF CLUB • SUNRIVER, ORE. • PAR 72, 7,630 YARDS, MAY 31-JUNE 3

1. OKLAHOMA STATE	281-291-288-283—1,143	1. Jonathan Moore, Okla. State	68-70-69-69—276
2. Florida	284-285-298-279—1,146	5. Pablo Martin, Okla. State	66-72-71-73—282
T3. Minnesota	287-286-292-282—1,147	T45. Zack Robinson, Okla. State	72-75-74-72—293
T3. Wake Forest	277-289-294-287—1,147	T57. Tyler Leon, Okla. State	75-74-74-73—296
5. Kentucky	283-287-300-283—1,153	T62. Trent Leon, Okla. State	76-77-75-69—297

(Georgia 1156, Clemson 1157, UCLA 1157, Lamar 1158, Washington 1158, Arizona State 1159, Duke 1162, Arizona 1168, Texas A&M 1169, BYU 1172—MISSED CUT-Coastal Carolina 874, North Carolina 876, North Carolina State 877, UNLV 880, Auburn 880, East Tennessee State 885 Pepperdine 886, South Carolina 886, Charlotte 886, Northwestern 889, Georgia Tech 891, Texas Tech 892, Nevada 897, Oklahoma 903, Loyola Marymount 915)

FALL OF 2006

FIGHTING ILLINI INVITATIONAL

OLYMPIA FIELDS COUNTRY CLUB • OLYMPIA FIELDS, ILL. • PAR 70, 7,205 YARDS, SEPT. 24-25

1. Duke	289-289-286—864	1. Niklas Lemke, Arizona State	72-73-66—211
2. Stanford	286-289-295—870	T3. Pablo Martin, Okla. State	71-70-72—213
3. Purdue	290-292-289—871	T13. Tyler Leon, Okla. State	74-69-76—219
4. Northwestern	293-283-300—875	T24. Jonathan Moore, Okla. State	74-73-75—222
5. OKLAHOMA STATE	292-283-300—876	T33. Ryan Posey, Okla. State	77-71-77—225
6. Georgia Tech	293-296-288—877	T36. Chris Ward, Okla. State	74-75-77—226

(Arizona State 884, Minnesota 885, Illinois 886, Vanderbilt 907, Toledo 914, Oklahoma 919)



ALL-TIME RESULTS

SPRING OF 2007

HAWAII-HILO INTERCOLLEGIATE

WAIKOLOA VILLAGE CLUB • HILO, HAWAII • PAR 70, 6,738 YARDS, FEB. 7-9

1. Stanford	268-269-266—803*	1. Jonathan Moore, Okla. State	68-62-65—195
2. OKLAHOMA STATE	273-260-270—803	T5. Trent Leon, Okla. State	68-67-66—201
3. Arizona State	272-267-277—816	T12. Pablo Martin, Okla. State	68-66-69—203
4. Georgia Tech	272-265-281—818	T18. Ryan Posey, Okla. State	69-65-71—205
5. Southern California	275-270-274—819	T36. Tyler Leon, Okla. State	69-68-70—207

(Washington 821, TCU 822, Oregon State 824, UC Davis 829, Oregon 833, Texas Tech 833, Colorado 844, Hawaii 847, Pacific 854, Kansas 854, Santa Clara 856, Oklahoma 857, Hawaii-Hilo 891)

PUERTO RICO CLASSIC

RIO MAR GOLF CLUB • RIO GRANDE, PUERTO RICO • PAR 72, 6,945 YARDS, FEB. 25-27

1. Georgia	279-277-294—850	T1. Roberto Castro, Georgia Tech	68-70-71—209
2. Clemson	283-284-284—851	T1. Joseph Bramlett, Stanford	69-67-73—209
2. Stanford	281-279-291—851	T3. Jonathan Moore, Okla. State	68-72-70—210
4. Alabama	284-283-288—855	T27. Tyler Leon, Okla. State	70-78-70—218
5. East Tennessee State	273-290-293—856	T36. Chris Ward, Okla. State	74-72-74—220
6. OKLAHOMA STATE	282-295-285—862	T67. Ryan Posey, Okla. State	77-79-71—227
7. Minnesota	288-284-292—864		

(Georgia Tech 865, Florida 867, Virginia Tech 878, Texas 882, Duke 884, Kent State 890, Northwestern 894, Purdue 899, Illinois 900, Michigan 904, North Carolina State 910)

SOUTHERN HIGHLANDS COLLEGIATE

SOUTHERN HIGHLANDS GOLF CLUB • LAS VEGAS, NEVADA • PAR 72, 7,510 YARDS, MARCH 9-11

1. UCLA	282-305-287—874	1. Lucas Lee, UCLA	69-72-72—213
2. Georgia	285-299-293—877	T23. Tyler Leon, Okla. State	74-74-74—222
3. Arizona	293-299-293—885	T28. Trent Leon, Okla. State	71-77-76—224
4. UNLV	302-291-293—886	T34. Ryan Posey, Okla. State	80-76-70—226
5. Minnesota	292-303-293—888	T42. Pablo Martin, Okla. State	77-76-75—228
6. OKLAHOMA STATE	295-301-295—891	T45. Jonathan Moore, Okla. State	73-75-81—229

(Texas A&M 894, Clemson 896, Georgia Tech 896, Florida 898, Arizona State 901, Washington 902, Texas 904, Wake Forest 914, Kentucky 917)

MORRIS WILLIAMS INTERCOLLEGIATE

AUSTIN COUNTRY CLUB • AUSTIN, TEXAS • PAR 72, 6,906 YARDS, MARCH 26-27

1. UNLV	288-280—568	T1. Austin Schauer, Texas A&M*	71-68—139
T2. Tulsa	293-281—574	T1. Ryan Henry, Tulsa	70-69—139
T2. Texas A&M	287-287—574	T1. Steve Saunders, New Mexico	70-69—139
4. Texas	296-280—576	T23. Trent Leon, Okla. State	72-74—146
5. TCU	292-286—578	T33. Tyler Leon, Okla. State	75-72—147
6. Kent State	285-299—584	T33. Jonathan Moore, Okla. State	75-72—147
7. New Mexico	304-283—587	T42. Chris Ward, Okla. State	74-75—149
8. OKLAHOMA STATE	295-293—588	T55. Ryan Posey, Okla. State	74-77—151
T9. Brigham Young	293-296—589	T55. Trent Whitekiller, Okla. State*	74-77—151
T9. Oklahoma	291-298—589		

(Auburn 590, Purdue 593, New Mexico State 608)

UNITED STATES COLLEGIATE CHAMPIONSHIP

THE GOLF CLUB OF GEORGIA • ALPHARETTA, GEORGIA • PAR 72, 7,017 YARDS, APRIL 9-11

1. Georgia	296-295-293—884	1. Webb Simpson, Wake Forest	72-72-71—215
2. UCLA	299-302-291—892	T6. Ryan Posey, Okla. State	76-75-69—220
3. Wake Forest	296-305-293—894	T30. Tyler Leon, Okla. State	74-79-74—227
T4. Georgia Tech	292-306-298—896	T30. Pablo Martin, Okla. State	75-75-77—227
T4. Georgia State	298-302-296—896	T43. Trent Leon, Okla. State	73-73-83—229
6. Clemson	292-301-305—898	74. Chris Ward, Okla. State	82-79-81—242
7. East Tennessee State	300-305-294—899		
8. OKLAHOMA STATE	298-302-301—901		

(Alabama 901, Florida 903, Brigham Young 909, Southern California 910, Texas 916, TCU 917, Florida State 921)



2006 Morris Williams Intercollegiate Champions

PING/GOLFWEEK PREVIEW

GOLDEN HORSESHOE GOLF CLUB • WILLIAMSBURG, VA. • PAR 70, 6,809 YARDS, OCT. 2-4

1. Florida	281-281-272—834	1. Billy Horschel, Florida	70-70-63—203
2. OKLAHOMA STATE	282-280-276—838	T7. Pablo Martin, Okla. State	67-69-73—209
3. Texas A&M	280-283-276—839	T11. Ryan Posey, Okla. State	72-61-68—211
4. UNLV	283-280-284—847	T18. Jonathan Moore, Okla. State	73-71-68—212
5. Georgia	279-289-280—848	T18. Tyler Leon, Okla. State	70-69-73—212
6. Arizona State	287-284-281—852	T28. Trent Leon, Okla. State	76-71-67—214

(Lamar 855, Clemson 855, Georgia Tech 863, Kentucky 863, Wake Forest 864, Washington 867, Brigham Young 867, Minnesota 874, Virginia Commonwealth 886)

ISLEWORTH-UCF COLLEGIATE INVITATIONAL

ISLEWORTH COUNTRY CLUB • WINDERMERE, FLA. • PAR 72, 7,544 YARDS, OCT. 22-24

1. Texas	294-285-297—876	1. Brian Harman, Georgia	70-71-75—216
2. Florida	292-292-302—888	T10. Tyler Leon, Okla. State	74-69-78—221
3. Texas A&M	298-301-291—890	T10. Ryan Posey, Okla. State	73-71-77—221
4. OKLAHOMA STATE	294-286-312—892	T45. Trent Leon, Okla. State	75-77-76—228
5. Georgia	291-300-302—893	T53. Chris Ward, Okla. State	78-71-81—230
6. Clemson	297-291-306—894	T66. Trent Whitekiller, Okla. State	72-75-86—233

(Kentucky 896, Florida State 900, Tennessee 900, North Carolina 900, Wake Forest 900, Georgia Tech 903, Duke 905, Georgia State 906, Arizona 914, South Carolina 915, Texas Tech 917, Central Florida 924)

CALLAWAY GOLF COLLEGIATE MATCH PLAY CHAMPIONSHIP

COLONIAL COUNTRY CLUB • FT. WORTH, TEXAS • PAR 70, 7,054 YARDS, OCT. 29-31

First Round

(4) OKLAHOMA STATE def. (13) N.C. State, 4-1

Tyler Leon, OSU def. Jerry Richardson, N.C. State, 5 and 3
Trent Leon, OSU def. Andrew Byrd, N.C. State, 6 and 5
Ryan Posey, OSU def. Brad Revell, N.C. State, 4 and 2
Adam Rogue, N.C. State def. Trent Whitekiller, OSU, 4 and 3
Chris Ward, OSU def. Garry Hill, N.C. State, 4 and 2

Second Round

(4) OKLAHOMA STATE def. (5) Clemson, 5-0

Tyler Leon, OSU def. Kyle Stanley, Clemson, 1 up
Trent Leon, OSU def. Sam Saunders, 4 and 3
Ryan Posey, OSU def. Phillip Mollica, Clemson, 6 and 4
Trent Whitekiller, OSU def. Tanner Ervin, Clemson, 2 and 1
Chris Ward, OSU def. David May, Clemson, 1 up

Third Round

(4) OKLAHOMA STATE def. (1) Florida, 3-1-1

Tyler Leon, OSU halved Billy Horschel, Florida
Manuel Villegas, Florida def. Trent Leon, OSU, 2 and 1
Ryan Posey, OSU def. Toby Ragland, Florida, 1 up
Trent Whitekiller, OSU def. Tyler Brown, Florida, 2 and 1
Chris Ward, OSU def. Tyson Alexander, Florida, 2 and 1

Championship Match

(4) OKLAHOMA STATE def. (11) Lamar, 3-2

Tyler Leon, OSU def. Russell Helson, Lamar, 4 and 2
Casey Clendenon, Lamar def. Trent Leon, OSU, 3 and 2
Ryan Posey, OSU def. Oliver Bekker, Lamar, 2 and 1
Trent Whitekiller, OSU def. Justin Harding, Lamar, 6 and 5
Dusty Smith, Lamar def. Chris Ward, OSU, 1 up

OKLAHOMA STATE (4-0), Texas A&M (3-1), UNLV (3-1), Duke (3-1), Lamar (3-1), Georgia (2-2), Florida (2-2), Arizona State (2-2), Washington (1-2), Coastal Carolina (1-2), UCLA (1-2), Clemson (1-2), Arizona (0-2), Auburn (0-2), Minnesota (0-2), North Carolina State (0-2)



2006 NCAA Champions



ALL-TIME RESULTS

BIG 12 CHAMPIONSHIP

PRAIRIE DUNES GOLF CLUB • HUTCHINSON, KANSAS • PAR 70, 6,596 YARDS, APRIL 23-24

1. OKLAHOMA STATE	290-289-287—866	1. Pablo Martin, Okla. State	70-73-68—211
2. Texas A&M	285-299-289—873	2. Ryan Posey, Okla. State	73-73-68—214
3. Texas Tech	303-292-298—893	T9. Tyler Leon, Okla. State	72-72-77—221
4. Texas	293-298-303—894	T17. Trent Leon, Okla. State	77-74-74—225
5. Oklahoma	303-301-299—903	T30. Jonathan Moore, Okla. State	75-71-83—229

(Nebraska 909, Missouri 911, Baylor 913, Kansas State 916, Kansas 917, Colorado 922, Iowa State 924)

THE MAXWELL

DORNICK HILLS COUNTRY CLUB • ARDMORE, OKLA. • PAR 70, 6,453 YARDS, MAY 12-13

1. OKLAHOMA STATE	261-257-262—780	1. Nick Geyger, Tulsa	67-64-64—195
2. Tulsa	260-263-264—787	2. Ryan Posey, Okla. State	66-64-65—195
3. SMU	260-263-274—797	4. Pablo Martin, Okla. State	67-67-67—201
4. Oklahoma City	269-264-265—798	T7. Jonathan Moore, Okla. State	72-64-68—204
5. Michigan State	267-266-271—804	T7. Tyler Leon, Okla. State	68-67-69—204
6. Wichita State	263-272-270—805	T18. Trent Whitekiller, Okla. State*	68-69-73—210
7. Oklahoma	271-273-276—820	T25. Trent Leon, Okla. State	67-73-72—212
8. Colorado	280-271-274—825	T41. Chris Ward, Okla. State*	72-76-70—218

(Missouri 835, Louisiana-Monroe 853)

NCAA CENTRAL REGIONAL

RICH HARVEST FARMS • SUGAR GROVE, ILL. • PAR 72, 7,184 YARDS, MAY 17-19

1. Tulsa	305-280-310—895	T1. Dawie Van Der Walt, Lamar	71-69-75—215
2. Alabama	309-287-302—898	T1. Dan Woltman, Wisconsin	73-71-71—215
3. Louisville	294-298-307—899	T9. Tyler Leon, Okla. State	75-73-75—223
4. Lamar	313-281-306—900	T29. Ryan Posey, Okla. State	81-72-74—227
5. Tennessee	314-289-301—904	T44. Trent Leon, Okla. State	77-81-72—230
6. OKLAHOMA STATE	306-300-300—906	T50. Jonathan Moore, Okla. State	75-77-79—231
7. Texas Tech	315-291-301—907	T105. Pablo Martin, Okla. State	79-78-84—241

(Michigan State 915, Texas 916, Minnesota 918, Texas A&M 918, Wisconsin 919, Northwestern 920, Illinois State 924, Southeastern Louisiana 925, Wichita State 930, Western Illinois 930, Baylor 937, Purdue 939, Colorado 940, Nebraska 943, Oklahoma 943, SMU 945, Kansas 947, TCU 958, Siena 996, Texas Southern 1028)

NCAA CHAMPIONSHIP

GOLDEN HORSESHOE GOLD COURSE • WILLIAMSBURG, VA. • PAR 70, 6,803 YARDS, MAY 30-JUNE 2

1. Stanford	275-278-275-281—1109	1. Jamie Lovemark, Southern California	72-71-64-64—271
2. Georgia	282-289-269-281—1121	T15. Trent Leon, Oklahoma State	72-69-69-69—279
T3. Lamar	285-287-278-275—1125	T49. Pablo Martin, Oklahoma State	70-72-71-75—288
T3. Charlotte	279-283-276-287—1125	T53. Tyler Leon, Oklahoma State	74-69-72-74—289
5. Coastal Carolina	277-281-272-298—1128	T60. Ryan Posey, Oklahoma State	72-71-73-75—291
15. OKLAHOMA STATE	287-279-285-291—1142	T64. Jonathan Moore, Oklahoma State	73-70-76-73—292

(Alabama 1129, UCLA 1130, Georgia Tech 1131, Minnesota 1133, Florida 1133, Texas 1136, South Carolina 1136, Duke 1140, Florida State 1140, MISSED CUT, Tennessee 851, Georgia State 852, East Tennessee State 854, Southern California 854, Arizona State 854, North Carolina 855, Vanderbilt 855, Michigan State 857, Arizona 858, Tulsa 859, Wake Forest 865, Louisville 868, Texas Tech 869, New Mexico 872, Auburn 873)

FALL 2007

INVERNESS INTERCOLLEGIATE

INVERNESS CLUB • TOLEDO, OHIO. • PAR 71, 7,255 YARDS, SEPT. 10-11

1. Florida State	287-281-294—862	T1. Jonas Blixt, Florida State	67-68-75—210
2. Michigan State	282-289-297—868	T1. Ryan Brehm, Michigan State	70-67-73—210
3. Florida	296-284-289—869	T18. Trent Leon, Okla. State	72-74-74—220
4. Texas A&M	292-287-294—873	T20. Chris Ward, Okla. State	75-74-72—221
5. Louisville	290-288-297—875	T22. Mark Johnson, Okla. State	76-75-71—222
6. Indiana	285-294-302—881	T30. Jon McLean, Okla. State	76-75-73—224
7. OKLAHOMA STATE	299-295-290—884	T36. Kevin Tway, Okla. State	79-72-74—225

(Southern California 886, TCU 892, Toledo 895, Kent State 899, UNLV 902, Kentucky 906, Missouri 908, Michigan 909, UNC-Greensboro 931)

PING/GOLF WEEK PREVIEW

BIRCK BOILERMAKER GOLF COMPLEX-KAMPEN COURSE WEST LAFAYETTE, IND. • PAR 72, 7,467 YARDS, SEPT. 22-23

1. Charlotte	288-288-291—867	1. Stefan Wiedergren, Charlotte	70-71-68—209
2. OKLAHOMA STATE	294-279-298—871	4. Rickie Fowler, Okla. State	73-69-73—215
3. Southern California	293-293-287—873	T16. Trent Leon, Okla. State	72-72-76—220
4. Alabama	301-290-290—881	T23. Trent Whitekiller, Okla. State	79-68-75—222
5. Minnesota	295-291-296—882	T23. Mark Johnson, Okla. State	75-70-77—222
6. Arizona State	298-290-295—883	T29. Kevin Tway, Okla. State	74-75-74—223

(Florida State 886, Florida 889, Texas A&M 892, UNLV 893, Lamar 897, Louisville 898, Georgia State 901, Purdue 903, Coastal Carolina 926)

OLYMPIA FIELDS/FIGHTING ILLINI INVITATIONAL

OLYMPIA FIELDS COUNTRY CLUB • OLYMPIA FIELDS, ILL. • PAR 70, 7,085 YARDS, SEPT. 30-OCT. 1

1. OKLAHOMA STATE	292-275-290—857	1. Rickie Fowler, Okla. State	70-63-70—203
2. Texas	289-281-294—864	6. Kevin Tway, Okla. State	75-69-71—215
3. Indiana	287-291-292—870	T12. Trent Whitekiller, Okla. State	72-70-76—218
4. Florida State	292-284-298—874	T28. Mark Johnson, Okla. State	75-74-73—222
5. Stanford	293-286-297—876	T43. Trent Leon, Okla. State	75-73-78—226

(Duke 877, Central Florida 880, Tennessee 885, Arizona State 887, Illinois 887, Purdue 892, Northwestern 893)

ISLEWORTH-UCF COLLEGIATE INVITATIONAL

ISLEWORTH GOLF AND COUNTRY CLUB • WINDERMERE, FLA. • PAR 72, 7,493 YARDS, OCT. 21-23

1. Georgia	291-275-275—841	1. Harris English, Georgia	72-67-66—205
2. Clemson	287-290-285—862	4. Rickie Fowler, Okla. State	72-66-73—211
3. Southern California	284-287-292—863	T7. Trent Leon, Okla. State	69-75-69—213
4. OKLAHOMA STATE	284-289-293—866	T40. Trent Whitekiller, Okla. State	70-74-78—222
5. Wake Forest	285-285-298—868	T48. Mark Johnson, Okla. State	74-76-73—223
6. Georgia Tech	293-288-288—869	T58. Kevin Tway, Okla. State	73-74-78—225

(UCF 871, South Carolina 876, Stanford 879, East Tennessee State 883, Illinois 883, Kentucky 886, SMU 890, Florida State 894, Texas 894, Arizona State 895, Arizona 896, Texas A&M 915)

CALLAWAY GOLF COLLEGIATE MATCH PLAY CHAMPIONSHIP

REYNOLDS PLANTATION • GREENSBORO, GA. • PAR 72, 7,299 YARDS, OCT. 29-31

First Round

(12) Tennessee def. (5) OKLAHOMA STATE, 3-2

Philip Pettitt, UT def. Rickie Fowler, OSU, 4 and 3
Chris Paisley, UT def. Kevin Tway, OSU, 3 and 2
Trent Whitekiller, OSU def. Ben Spickard, UT, 5 and 3
Mark Johnson, OSU def. David Holmes, UT, 3 and 2
Charlie Ford, UT def. Trent Leon, OSU, 3 and 2

Consolation Bracket

(13) Minnesota def. (5) OKLAHOMA STATE, 3 and 2

Rickie Fowler, OSU def. Andy Paulson, Minn., 5 and 3
Thomas Campbell, Minn. def. Jon McLean, OSU, 1-up
Clayton Rask, Minn. def. Trent Leon, OSU, 1-up
Ben Pisani, Minn. def. Mark Johnson, OSU, 3 and 2
Trent Whitekiller, OSU def. Victor Almstrom, Minn., 2 and 1

UCLA (4-0), Florida (3-1), Georgia Tech (3-1), Florida State (3-1), Tennessee (3-1), Charlotte (2-2), South Carolina (2-2), Georgia (2-2), Alabama (1-2), Minnesota (1-2), Lamar (1-2), Coastal Carolina (1-2), OKLAHOMA STATE (0-2), Texas (0-2), Duke (0-2), Georgia State (0-2)

SPRING 2008

PUERTO RICO CLASSIC

RIO MAR COUNTRY CLUB • RIO GRANDE, PUERTO RICO • PAR 72, 6,902 YARDS, FEB. 29-MARCH 2

1. Alabama	289-285-280—854	1. Matthew Swan, Alabama	66-71-67—204
2. OKLAHOMA STATE	284-292-281—857	2. Rickie Fowler, Okla. State	69-75-65—209
3. Georgia	294-286-281—861	T17. Trent Leon, Okla. State	69-75-73—217
4. Duke	292-285-286—863	T20. Jon McLean, Okla. State	74-70-74—218
5. East Tennessee State	289-292-286—867	T25. Kevin Tway, Okla. State	72-78-69—219
6. Michigan	291-287-292—870	T51. Mark Johnson, Okla. State	78-72-75—225

(Georgia Tech 871, Clemson 875, North Carolina State 876, Virginia Tech 878, Texas 881, Northwestern 884, Kent State 886, Minnesota 904, Purdue 911)

SOUTHERN HIGHLANDS COLLEGIATE CHAMPIONSHIP

SOUTHERN HIGHLANDS GOLF CLUB • LAS VEGAS, NEV. • PAR 72, 7,510 YARDS, MARCH 7-9

1. UNLV	288-288-293—869	1. Rory Hie, Southern California	71-69-73—213
2. Charlotte	289-289-293—871	T7. Rickie Fowler, Okla. State	70-73-73—216
3. Georgia	289-285-298—872	T36. Trent Leon, Okla. State	80-76-70—226
4. Southern California	284-295-298—878	T56. Jon McLean, Okla. State	79-75-76—230
5. UCLA	288-296-297—881	T56. Kevin Tway, Okla. State	75-80-75—230
9. OKLAHOMA STATE	297-304-294—895	T68. Trent Whitekiller, Okla. State	73-86-79—238

(Texas A&M 884, Arizona State 885, Florida State 887, Georgia Tech 897, Arizona 897, Texas 898, Minnesota 908, Hawaii 942, Air Force 954)

BARONA COLLEGIATE CUP

BARONA CREEK GOLF CLUB • LAKESIDE, CALIF. • PAR 72, 7,088 YARDS, MARCH 17-18

1. Texas A&M	277-279-271—827	1. Nacho Elvira, Texas A&M	67-71-66—204
2. San Diego State	288-286-273—847	T8. Rickie Fowler, Okla. State	71-73-67—211
3. San Diego	280-292-279—851	T21. Kevin Tway, Okla. State	74-74-68—216
4. OKLAHOMA STATE	289-287-277—853	T23. Trent Whitekiller, Okla. State	72-73-72—217
5. SMU	291-283-286—860	T27. Trent Leon, Okla. State	72-71-75—218
6. Wichita State	289-289-283—861	T32. Jon McLean, Okla. State	80-70-70—220

(Nevada 864, Arizona 869, Illinois 874, Denver 886, Oklahoma 888, Coastal Carolina 896)



2007 Olympia Fields/Fighting Illini Invitational Champions



ALL-TIME RESULTS

UNITED STATES COLLEGIATE CHAMPIONSHIP THE GOLF CLUB OF GEORGIA • ALPHARETTA, GA. • PAR 72, 7,017 YARDS, MARCH 24-26

1. Southern California	294-287-283—864	1. Trent Leon, Okla. State	69-69-70—208
2. OKLAHOMA STATE	292-294-281—867	T2. Rickie Fowler, Okla. State	72-70-67—209
3. Alabama	294-289-289—872	37. Kevin Tway, Okla. State	73-77-74—224
4. Georgia Tech	296-290-289—875	T45. Trent Whitekiller, Okla. State	78-79-70—227
5. Florida State	291-301-285—877	T62. Jon McLean, Okla. State	78-78-77—233

(Texas A&M 881, UCLA 882, Georgia State 883, Georgia 886, Charlotte 889, Stanford 897, East Tennessee State 899, Coastal Carolina 902, Texas 916, BYU 920)

MORRIS WILLIAMS INTERCOLLEGIATE

UNIVERSITY OF TEXAS GOLF CLUB • AUSTIN, TEXAS • PAR 71, 7,412 YARDS, APRIL 7-8

1. Texas	291-290-287—868	1. Bobby Hudson, Texas	73-70-65—208
2. OKLAHOMA STATE	291-286-297—874	T8. Rickie Fowler, Okla. State	74-72-71—217
3. UNLV	295-285-296—876	T8. Mark Johnson, Okla. State	71-72-74—217
4. Auburn	296-290-297—883	T21. Trent Whitekiller, Okla. State	76-70-75—221
T5. Texas Tech	293-296-296—885	T23. Kevin Tway, Okla. State	73-72-77—222
T5. UCF	294-293-298—885	T34. Trent Leon, Okla. State	73-76-77—226

(Alabama 886, Louisville 887, BYU 889, Pepperdine 898, TCU 904, Fresno State 910, Tulsa 915, San Diego 917, New Mexico 920)

BIG 12 CHAMPIONSHIP

WHISPERING PINES GOLF CLUB • TRINITY, TEXAS • PAR 72, 7,470 YARDS, APRIL 25-27

1. OKLAHOMA STATE	285-282-283-291—1141	1. Rickie Fowler, Okla. State	72-68-71-68—279
2. Texas	288-294-286-293—1161	2. Kevin Tway, Okla. State	72-68-70-73—283
3. Texas Tech	302-282-282-299—1165	T7. Mark Johnson, Okla. State	69-74-73-74—290
4. Texas A&M	299-284-294-301—1178	T13. Trent Whitekiller, Okla. State	72-72-71-79—294
5. Baylor	298-296-298-299—1191	T18. Trent Leon, Okla. State	73-76-71-76—296

(Kansas 1194, Oklahoma 1200, Kansas State 1202, Iowa State 1206, Colorado 1208, Nebraska 1225, Missouri 1237)

THE MAXWELL

DORNICK HILLS COUNTRY CLUB • ARDMORE, OKLA. • PAR 70, 6,453 YARDS, MAY 10-11

1. OKLAHOMA STATE	266-274-269—809	1. Bill Rankin, Michigan	67-66-69—202
2. Michigan	270-267-275—812	2. Kevin Tway, Okla. State	67-69-70—206
3. Wichita State	271-273-275—819	T9. Trent Whitekiller, Okla. State	72-72-68—212
4. Oklahoma City	270-273-278—821	T13. Rickie Fowler, Okla. State	68-73-73—214
5. Middle Tennessee State	271-276-276—823	T13. Trent Leon, Okla. State	69-75-70—214
6. SMU	273-279-277—829	26. Mark Johnson, Okla. State	73-72-72—217
7. Tulsa	274-276-282—832	T27. Jon McLean, Okla. State (Ind.)	72-70-76—218

(Colorado 834, Oklahoma 849, Missouri 855)

NCAA CENTRAL REGIONAL

SCARLET COURSE • COLUMBUS, OHIO • PAR 71, 7,420 YARDS, MAY 15-17

1. Wake Forest	290-287-302—879	1. Kevin Tway, Okla. State	70-69-75—214
2. OKLAHOMA STATE	293-299-297—889	T5. Trent Leon, Okla. State	71-74-72—217
3. Illinois	298-292-301—891	T20. Rickie Fowler, Okla. State	74-77-73—224
T4. Florida	294-300-300—894	T115. Mark Johnson, Okla. State	78-79-79—236
T4. Louisville	301-293-300—894	T125. Trent Whitekiller, Okla. State	79-83-77—239

(Alabama 896, Texas A&M 897, Kent State 898, Penn State 898, Indiana 901, Tennessee 902, Michigan 904, Eastern Kentucky 904, Eastern Michigan 906, Georgia Tech 908, Lamar 911, Ohio State 911, Colorado 912, TCU 914, Arkansas 914, Wichita State 914, Texas-Arlington 916, Cleveland State 926, Marquette 930, Baylor 939, Sacred Heart 950, Loyola College 953)

NCAA CHAMPIONSHIP

BIRCK BOILERMAKER GOLF COMPLEX-KAMPEN COURSE WEST LAFAYETTE, IND. • PAR 72, 7,450 YARDS, MAY 28-31

1. UCLA	297-293-298-306—1194	1. Kevin Chappell, UCLA	69-73-68-76—286
2. Stanford	308-288-296-302—1195	T4. Rickie Fowler, Okla. State	74-77-70-73—294
3. Southern California	297-294-300-305—1196	T7. Trent Whitekiller, Okla. State	77-74-73-72—296
4. OKLAHOMA STATE	298-296-301-305—1200	T60. Kevin Tway, Okla. State	81-70-76-84—311
5. Clemson	301-288-302-310—1201	T64. Trent Leon, Okla. State	73-76-86-78—313
6. Kent State	301-297-302-304—1204	T69. Mark Johnson, Okla. State	74-76-82-82—314

(Washington 1208, Charlotte 1210, Georgia 1210, Louisville 1213, Florida 1214, Texas A&M 1216, Alabama 1218, San Diego State 1222, Middle Tennessee State 1225 - MISSED CUT - Auburn 914, Arizona State 916, Illinois 916, Texas 917, UC-Irvine 919, Indiana 920, UAB 923, Wake Forest 923, East Tennessee State 923, Penn State 926, Virginia 931, Mississippi 935, Oregon 935, Augusta State 936, St. Mary's (Ca) 949)

FALL 2008

OLYMPIA FIELDS/FIGHTING ILLINI INVITATIONAL

OLYMPIA FIELDS COUNTRY CLUB • OLYMPIA FIELDS, ILL. • PAR 70, 7,085 YARDS, SEPT. 19-21			
1. Illinois	288-285-279—852	T1. Zach Barlow, Illinois	71-71-67—209
2. Indiana	288-292-283—863	T1. Alex Martin, Indiana	68-72-69—209
3. OKLAHOMA STATE	291-281-292—864	T5. Rickie Fowler, Okla. State	75-68-69—212
4. Stanford	290-293-284—867	T7. Trent Leon, Okla. State	71-69-73—213
5. Texas	290-291-290—871	T27. Peter Uihlein, Okla. State	70-73-77—220
6. Arizona State	296-287-289—872	T39. Jon McLean, Okla. State	75-76-73—224
7. Florida State	300-289-287—876	T39. Kevin Tway, Okla. State	75-71-78—224

(Duke 877, Central Florida 878, Penn State 880, Vanderbilt 882, UCLA 886, Northwestern 891, Purdue 892, SMU 909)

PING/GOLF WEEK PREVIEW

INVERNESS CLUB • TOLEDO, OHIO • PAR 71, 7,255 YARDS, SEPT. 28-30

1. OKLAHOMA STATE	282-277-284—843	T1. Morgan Hoffmann, Okla. State	69-66-72—207
2. Tennessee	284-283-292—859	T1. Robin Wingardh, Tennessee	69-67-71—207
3. Georgia	290-285-286—861	3. Trent Leon, Okla. State	70-73-66—209
4. Southern California	286-291-290—867	4. Rickie Fowler, Okla. State	68-69-73—210
5. Alabama	294-288-286—868	T31. Kevin Tway, Okla. State	77-71-73—221
6. Arizona State	292-292-286—870	T42. Trent Whitekiller, Okla. State	75-71-78—224

(Clemson 874, Georgia Tech 874, Florida 879, Florida State 886, Tennessee-Chattanooga 893, Charlotte 894, Texas A&M 895, Kent State 897, Toledo 923)

ISLEWORTH-UCF COLLEGIATE INVITATIONAL

ISLEWORTH GOLF AND COUNTRY CLUB • WINDERMERE, FLA. • PAR 72, 7,491 YARDS, OCT. 26-28

1. Georgia	294-277-296—867	1. Russell Henley, Georgia	71-67-74—212
2. Alabama	287-291-306—884	T12. Rickie Fowler, Okla. State	75-73-71—219
3. Indiana	289-285-312—886	T23. Trent Whitekiller, Okla. State	77-73-74—224
4. Texas Tech	294-292-302—888	T41. Kevin Tway, Okla. State	69-76-83—228
5. Southern California	290-289-315—894	T54. Morgan Hoffmann, Okla. State	75-75-81—231
T9. OKLAHOMA STATE	296-297-309—902	T82. Mark Johnson, Okla. State	79-76-85—240

(Clemson 895, Georgia Tech 895, Stanford 901, UCLA 902, Illinois 906, Central Florida 906, Texas 907, Arizona 909, LSU 911, South Carolina 912, Kentucky 926, Charlotte 927)

SPRING 2009

PUERTO RICO CLASSIC

RIO MAR COUNTRY CLUB • RIO GRANDE, PUERTO RICO PAR 72, 6,902 YARDS, FEB. 27-MARCH 1

1. Georgia	283-270-273—826	T1. Hudson Swafford, Georgia	70-67-67—204
2. Clemson	285-275-278—838	T1. Dylan Fritelli, Texas	67-64-73—207
3. OKLAHOMA STATE	286-282-280—848	T12. Rickie Fowler, Okla. State	72-68-71—211
4. Texas	294-280-279—853	T12. Morgan Hoffmann, Okla. State	73-71-67—211
5. Georgia Tech	280-292-283—855	T17. Trent Leon, Okla. State	71-70-72—213
6. North Carolina State	281-286-291—858	T25. Kevin Tway, Okla. State	70-73-73—216
7. Florida	288-289-282—859	T25. Mark Johnson, Okla. State	73-73-70—216

(Alabama 865, East Tennessee State 877, Michigan 877, Kent State 880, Minnesota 881, Northwestern 881, Purdue 884, Virginia Tech 898)

SOUTHERN HIGHLANDS COLLEGIATE CHAMPIONSHIP

SOUTHERN HIGHLANDS GOLF CLUB • LAS VEGAS, NEV. • PAR 72, 7,510 YARDS, MARCH 13-15

1. UNLV	285-288-282—855	1. Cameron Tringale, Georgia Tech	67-70-68—205
2. OKLAHOMA STATE	291-270-295—856	T2. Morgan Hoffmann, Okla. State	72-62-76—210
3. Georgia	303-284-283—870	T6. Trent Leon, Okla. State	74-69-71—214
4. Florida	290-293-289—872	T24. Bernhard Neumann, Okla. State	74-69-79—222
5. Southern California	295-294-290—879	T29. Rickie Fowler, Okla. State	71-80-73—224
6. Georgia Tech	289-295-300—884	T29. Kevin Tway, Okla. State	79-70-75—224

(Clemson 887, UCLA 888, Arizona 892, Arizona State 894, Charlotte 904, Texas A&M 904, Texas 905, Auburn 907, California 913)

LINGER LONGER INVITATIONAL

REYNOLDS LANDING • GREENSBORO, GA. • PAR 72, 7,048 YARDS, MARCH 20-21

1. Georgia	291-288-288—867	1. Trent Whitekiller, Okla. State*	74-68-66—208
2. OKLAHOMA STATE	295-284-290—869	T5. Rickie Fowler, Okla. State	73-71-72—216
3. Wichita State	293-292-297—882	T7. Trent Leon, Okla. State	75-74-68—217
4. Mercer	295-297-293—885	T1. Kevin Tway, Okla. State	72-70-76—218
5. Eastern Michigan	299-288-308—895	T13. Morgan Hoffmann, Okla. State	75-72-74—221
6. Francis Marion	304-299-296—899	T15. Mark Johnson, Okla. State*	74-71-77—222
7. Purdue	310-301-295—906	T25. Peter Uihlein, Okla. State	76-71-78—225
8. Kennesaw State	308-298-301—907	T27. Bernhard Neumann, Okla. State*	77-72-77—226
9. New Orleans	304-304-300—908	73. Michael Miller, Okla. State*	81-82-90—253

(Winthrop 934, Connecticut 939, Cincinnati 942, St. John's 950)

MORRIS WILLIAMS INTERCOLLEGIATE

UNIVERSITY OF TEXAS GOLF CLUB • AUSTIN, TEXAS • PAR 71, 7,412 YARDS, MARCH 30-31

1. OKLAHOMA STATE	285-284-294—863	T1. Morgan Hoffmann, Okla. State	72-70-70—212
2. Arkansas	295-295-298—888	T1. Tom Glissmeyer, USC	69-70-73—212
3. Southern California	291-293-307—891	3. Kevin Tway, Okla. State	71-70-75—216
4. Texas	296-299-301—896	T5. Trent Leon, Okla. State	72-74-74—220
5. TCU	302-294-305—901	T7. Trent Whitekiller, Okla. State	70-76-75—221
6. Texas Tech	302-301-301—904	T19. Rickie Fowler, Okla. State	75-70-78—224

(Pepperdine 906, SMU 907, New Mexico 912, Texas A&M 914, Baylor 916, UNLV 919, Brigham Young 927, New Mexico State 928, Tulsa 931, Oklahoma 932, Rice 940, Air Force 961)

UNITED STATES COLLEGIATE CHAMPIONSHIP

GOLF CLUB OF GEORGIA • ALPHARETTA, GA. • PAR 72, 7,017 YARDS, APRIL 5-7

1. Clemson	283-309-284—876	T1. Erik Flores, UCLA	65-74-73—212
2. Stanford	289-290-299—878	T1. Bud Cauley, Alabama	70-69-73—212
3. Georgia Tech	291-302-288—881	T19. Rickie Fowler, Okla. State	71-77-74—222
4. Georgia	295-292-296—883	T28. Kevin Tway, Okla. State	73-76-75—224
T5. Alabama	291-301-294—886	T32. Morgan Hoffmann, Okla. State	75-72-78—225
T5. Texas A&M	296-287-303—886	T44. Trent Leon, Okla. State	73-81-74—228
10. OKLAHOMA STATE	289-305-301—895	T55. Trent Whitekiller, Okla. State	72-80-78—230

(UCLA 887, Washington 887, Southern California 888, South Carolina 897, East Tennessee State 906, Florida 909, Indiana 910, Florida State 915)



ALL-TIME RESULTS

AGGIE INVITATIONAL

TRADITIONS GOLF CLUB • BRYAN, TEXAS • PAR 72, 7,235 YARDS, APRIL 18-19

1. OKLAHOMA STATE	341-373—714	1. Rickie Fowler, Okla. State	65-73—138
2. Texas A&M	346-371—717	2. Morgan Hoffmann, Okla. State	69-70—139
3. Ohio State	365-376—741	T8. Peter Uihlein, Okla. State	66-77—143
T4. San Diego State	356-368—744	T18. Trent Whitekiller, Okla. State	69-78—147
T4. TCU	364-380—744	T26. Kevin Tway, Okla. State	72-77—149
6. Kent State	357-388—745	T43. Trent Leon, Okla. State	76-76—152

(Lamar 746, Texas Tech 749, New Mexico 749, Baylor 761, Wichita State 763, Kansas (780))

BIG 12 CHAMPIONSHIP

PRAIRIE DUNES COUNTRY CLUB • HUTCHINSON, KANSAS • PAR 70, 6,700 YARDS, APRIL 27-29

1. OKLAHOMA STATE	293-288-287-281—1149	1. Morgan Hoffmann, Okla. State	71-71-68-66—276
2. Colorado	298-283-290-292—1163	5. Rickie Fowler, Okla. State	74-71-72-69—286
3. Texas A&M	301-284-296-286—1167	9. Peter Uihlein, Okla. State	72-71-75-75—293
4. Kansas State	304-301-289-276—1170	T12. Trent Leon, Okla. State	78-75-72-71—296
5. Baylor	297-293-293-291—1174	T47. Trent Whitekiller, Okla. State	76-81-75-76—308

(Texas Tech 1188, Kansas 1191, Texas 1194, Missouri 1204, Oklahoma 1205, Nebraska 1206, Iowa State 1210)

NCAA SOUTH CENTRAL REGIONAL

KARSTEN CREEK GOLF CLUB • STILLWATER, OKLAHOMA • PAR 72, 7,407 YARDS, MAY 14-16

1. OKLAHOMA STATE	296-289-296—881	1. Kevin Tway, Okla. State	74-72-70—216
2. Colorado	298-301-304—903	2. Peter Uihlein, Okla. State	72-70-75—217
3. Chattanooga	298-300-309—907	12. Rickie Fowler, Okla. State	75-75-74—224
T4. TCU	299-310-305—914	T13. Morgan Hoffmann, Okla. State	77-72-77—226
T4. Northwestern	302-302-310—914	T25. Trent Leon, Okla. State	75-76-77—228

(LSU 917, Baylor 920, Wichita State 925, Denver 936, Tulsa 936, Michigan State 937, Pepperdine 941, Oral Roberts 969)

NCAA CHAMPIONSHIP

INVERNESS CLUB • TOLEDO, OHIO • PAR 71, 7,255 YARDS, MAY 26-30

1. OKLAHOMA STATE	288-280-281—849	1. Matt Hill, N.C. State	69-69-69—207
2. Arizona State	294-281-287—862	T3. Rickie Fowler, Okla. State	72-70-68—210
T3. Southern California	305-281-279—865	T7. Morgan Hoffmann, Okla. State	72-69-71—212
T3. Arkansas	297-283-285—865	T18. Peter Uihlein, Okla. State	73-72-70—215
T3. Washington	293-286-286—865	T27. Kevin Tway, Okla. State	74-71-72—217
6. Michigan	296-285-287—868	T36. Trent Leon, Okla. State	71-70-78—219

(Texas A&M 869, Georgia 869, TCU 873, Georgia Tech 874, UCF 874, Tennessee 875, San Diego 877, Duke 878, Alabama 879, South Carolina 885, Iowa 887, Chattanooga 888, Florida 889, Stanford 891, Illinois 892, Oregon 897, Texas Tech 900, UCLA 900, Ohio State 901, Texas 903, Wake Forest 904, Virginia 904, Northwestern 908, Arizona 909)

QUARTERFINAL RESULTS

No. 8 Georgia def. No. 1 OKLAHOMA STATE, 3-2

No. 5 Adam Mitchell (Georgia) def. No. 5 Kevin Tway (OSU), 5 & 3
No. 4 Peter Uihlein (OSU) def. No. 4 Harris English (Georgia), 4 & 3
No. 3 Russell Henley (Georgia) def. No. 3 Trent Leon (OSU), 2 up
No. 2 Morgan Hoffmann (OSU) def. No. 2 Hudson Swafford (Georgia), 4 & 3
No. 1 Brian Harman (Georgia) def. No. 1 Rickie Fowler (OSU), 1 up

No. 4 Arkansas def. No. 5 Washington, 3-2

No. 7 Texas A&M def. No. 2 Arizona State, 3-1-1

No. 6 Michigan def. No. 3 Southern Cal, 3-2

SEMIFINAL RESULTS

No. 4 Arkansas def. No. 8 Georgia, 3-1-1

No. 7 Texas A&M def. No. 6 Michigan, 3-1-1

CHAMPIONSHIP FINAL RESULT

No. 7 Texas A&M def. No. 4 Arkansas, 3-2-0

FALL 2009

OLYMPIA FIELDS/FIGHTING ILLINI INVITATIONAL

OLYMPIA FIELDS COUNTRY CLUB • OLYMPIA FIELDS, ILL. • PAR 70, 7,061 YARDS, SEPT. 18-20

1. Arizona State	293-284-293—870	T1. Harris English, Georgia	71-70-70—211
2. OKLAHOMA STATE	295-288-289—872	T1. Trent Whitekiller, Okla. State	71-71-69—211
3. Texas	292-289-294—875	T14. Peter Uihlein, Okla. State	75-69-74—218
4. Stanford	295-288-293—876	T17. Kevin Tway, Okla. State	73-73-73—219
5. Florida State	288-298-291—877	T38. Morgan Hoffmann, Okla. State	77-75-73—225
6. Florida	294-293-291—878	T59. Sean Einhaus, Okla. State	76-76-81—233

(Illinois 882, Southern California 883, Georgia 883, Augusta State 895, San Diego State 901, Northwestern 904, Indiana 905, Wake Forest 905, Purdue 922)

PING/GOLFWEK INVITATIONAL

GOLD MOUNTAIN GOLF CLUB • BREMERTON, WASH. • PAR 72, 7,157 YARDS, SEPT. 27-28

1. OKLAHOMA STATE	290-287-285—862	1. Peter Uihlein, Okla. State	69-71-71—211
2. Washington	295-294-295—884	2. Morgan Hoffmann, Okla. State	74-70-69—213
3. Arizona State	300-293-296—889	3. Trent Whitekiller, Okla. State	71-73-72—216
4. North Carolina State	297-301-295—893	T36. Kevin Tway, Okla. State	76-79-73—228
5. Texas A&M	302-300-293—895	T57. Mark Johnson, Okla. State	78-73-82—233

(New Mexico 896, Southern California 897, TCU 903, UNLV 903, LSU 908, Kent State 909, Alabama 911, Colorado State 913, Chattanooga 917, Indiana 933)

ISLEWORTH COLLEGIATE INVITATIONAL

ISLEWORTH COUNTRY CLUB • WINDERMERE, FLA. • PAR 72, 7,544 YARDS, OCT. 25-27

1. OKLAHOMA STATE	291-289-301—881	1. Bud Cauley, Alabama	69-70-72—211
2. Florida	292-292-302—886	T3. Peter Uihlein, Okla. State	68-73-75—216
3. Stanford	289-300-299—888	T7. Kevin Tway, Okla. State	74-70-76—220
4. Georgia	304-297-292—893	T13. Morgan Hoffmann, Okla. State	74-74-73—221
5. Alabama	299-293-304—896	T22. Trent Whitekiller, Okla. State	75-72-78—225
6. South Carolina	302-301-295—898	T61. Mark Johnson, Okla. State	80-79-77—236

(TCU 899, Texas Tech 900, Illinois 901, East Tennessee State 908, Clemson 909, Arizona State 912, Central Florida 913, Washington 913, Kentucky 929)

GIFFORD COLLEGIATE AT CORDEVALLE

CORDEVALLE COUNTRY CLUB • SAN MARTIN, CALIF. • PAR 72, 7,169 YARDS, NOV. 9-11

1. Stanford	354-350-352—1,056	1. Peter Uihlein, Okla. State	68-65-69—202
2. OKLAHOMA STATE	352-353-354—1,059	T3. Morgan Hoffmann, Okla. State	70-69-69—208
3. Augusta State	356-355-350—1,061	T8. Kevin Tway, Okla. State	69-73-69—211
4. UCLA	356-353-358—1,067	T28. Trent Whitekiller, Okla. State	68-75-73—216
5. Duke	350-355-368—1,073	T65. Mark Johnson, Okla. State	77-73-75—225
T6. Southern California	353-362-362—1,077	T65. Sean Einhaus, Okla. State	78-73-74—225
T6. Charlotte	363-347-367—1,077	T72. Drew Page*, Okla. State	74-73-79—226

(Lamar 1,085, Arizona 1,086, Oklahoma 1,097, Colorado 1,104, Northwestern 1,106, Ohio State 1,107, Long Beach State 1,120)

SPRING 2010

MAUNA LANI INVITATIONAL

MAUNA LANI NORTH COURSE • KOHALA COAST, HAWAII • PAR 72, 6,913 YARDS, FEB. 3-5

1. Stanford	297-283-286—866	1. Bobby Hudson, Texas	70-73-66—209
2. Oregon	291-290-288—869	3. Kevin Tway, Okla. State	72-68-72—212
3. Washington	291-287-291—869	T8. Trent Whitekiller, Okla. State	74-71-71—216
4. Texas	297-292-281—870	T29. Morgan Hoffmann, Okla. State	76-76-69—221
5. OKLAHOMA STATE	299-285-287—871	T44. Sean Einhaus, Okla. State	77-71-75—223
6. Georgia Tech	304-291-282—877	T86. Peter Uihlein, Okla. State	80-75-79—234


(Texas Tech 881, UCLA 885, Southern California 886, Arizona State 889, Florida State 889, Oregon State 894, San Francisco 896, TCU 900, Colorado 903, UC Davis 904, San Jose State 913, Hawaii 923, Sonoma State 936, Rhode Island 939, Hawaii-Hilo 949, Cal State East Bay 969)

PUERTO RICO CLASSIC

RIO MAR COUNTRY CLUB RIVER COURSE • RIO GRANDE, PUERTO RICO PAR 72, 6,902 YARDS, FEB. 21-23

1. Texas	277-269-276—822	1. Kevin Tway, Okla. State	65-68-66—199
2. OKLAHOMA STATE	275-279-274—828	T11. Peter Uihlein, Okla. State	70-72-67—209
3. Clemson	281-278-284—843	T15. Morgan Hoffmann, Okla. State	70-67-74—211
4. Northwestern	290-278-285—853	T19. Sean Einhaus, Okla. State	70-73-70—213
5. Georgia Tech	285-280-290—855	T32. Trent Whitekiller, Okla. State	74-72-71—217

(Purdue 856, Georgia 856, East Tennessee State 859, Kent State 866, Oklahoma 869, Alabama 870, Virginia Tech 872, Michigan 876, Ohio State 876, UNC Greensboro 881)



2009 Big 12 Champions



ALL-TIME RESULTS



2009 Isleworth Collegiate Invitational Champions

SOUTHERN HIGHLANDS COLLEGIATE MASTERS

SOUTHERN HIGHLANDS GOLF CLUB • LAS VEGAS, NEV. • PAR 72, 7,510 YARDS, MARCH 12-14			
1. UNLV	296-297-306—899	1. Jesper Kennegard, Arizona State	71-72-76—219
1. UCLA	294-306-299—899	T27. Trent Whitekiller, Okla. State	77-79-74—230
T3. Southern California	296-307-305—908	T48. Morgan Hoffmann, Okla. State	79-82-76—237
T3. Texas A&M	295-307-306—908	T48. Kevin Tway, Okla. State	76-82-79—237
5. Texas Tech	304-304-303—911	T57. Peter Uihlein, Okla. State	74-85-80—239
11. OKLAHOMA STATE	302-321-309—932	T57. Sean Einhaus, Okla. State	75-78-86—239

(Arizona State 913, Texas 919, TCU 920, Georgia Tech 928, Tennessee 928, New Mexico 935, Georgia 935, Florida 937, Arizona 938)

LINGER LONGER INVITATIONAL

REYNOLDS LANDING • GREENSBORO, GA. • PAR 72, 7,005 YARDS, MARCH 26-28			
1. OKLAHOMA STATE	293-286-286—865	1. Bud Cauley, Alabama	64-73-67—204
2. Alabama	294-290-283—867	2. Kevin Tway, Okla. State	73-70-67—210
3. Texas A&M	305-285-284—874	3. Sean Einhaus, Okla. State	70-70-74—214
T4. Georgia Tech	300-298-281—879	T10. Trent Whitekiller, Okla. State	72-74-72—218
T4. Georgia	304-295-280—879	29. Peter Uihlein, Okla. State	78-72-74—224
6. Furman	293-299-294—886	T38. Morgan Hoffmann, Okla. State	80-74-73—227
7. Florida State	301-300-294—895	T57. Mark Johnson, Okla. State*	80-77-75—232
8. Charlotte	304-305-288—897	T67. Michael Miller, Okla. State*	77-79-79—235
9. Kennesaw State	303-303-296—902	T74. Drew Page, Okla. State*	84-76-77—237
10. Oklahoma	315-299-292—906	T77. Bernhard Neumann, Okla. State*	80-81-78—239

(South Alabama 908, Louisville 910, Coastal Carolina 914, South Carolina-Aiken 918, San Jose State 936, Mercer DQ)

MORRIS WILLIAMS INTERCOLLEGIATE

THE UNIVERSITY OF TEXAS GOLF CLUB • AUSTIN, TEXAS • PAR 71, 7,412 YARDS, APRIL 5-6			
1. Georgia	287-307-284—878	1. Harris English, Georgia	75-72-65—212
2. Texas	292-287-300—879	T26. Morgan Hoffmann, Okla. State	78-75-72—225
3. Texas A&M	298-294-291—883	T26. Sean Einhaus, Okla. State	74-73-78—225
4. Texas Tech	287-299-298—884	T32. Peter Uihlein, Okla. State	74-78-74—226
5. Arkansas	294-299-293—886	T53. Kevin Tway, Okla. State	77-77-77—231
6. New Mexico	281-299-310—890	T53. Trent Whitekiller, Okla. State	74-76-81—231
9. OKLAHOMA STATE	299-301-301—901	68. Mark Johnson, Okla. State*	80-77-79—236

(TCU 896, Tulsa 898, Pepperdine 907, LSU 912, SMU 916, Kansas State 919, Baylor 922, Texas-San Antonio 960)

AGGIE INVITATIONAL

TRADITIONS GOLF CLUB • BRYAN, TEXAS • PAR 72, 7,146 YARDS, APRIL 17-18			
1. Texas A&M	346-351-345—1,042	1. Jordan Russell, Texas A&M	70-69-67—206
2. OKLAHOMA STATE	355-357-351—1,063	T8. Peter Uihlein, Okla. State	75-72-65—212
3. Texas Tech	354-359-354—1,067	T8. Morgan Hoffmann, Okla. State	72-69-71—212
4. San Diego State	356-362-369—1,087	14. Kevin Tway, Okla. State	72-66-75—213
5. Texas	359-368-365—1,092	T23. Mark Johnson, Okla. State	70-76-70—216
6. TCU	375-363-356—1,094	T26. Sean Einhaus, Okla. State	71-74-72—217
7. Baylor	366-377-352—1,095	T36. Trent Whitekiller, Okla. State	70-77-73—220

(New Mexico 1,096, SMU 1,100, Kent State 1,105, Colorado 1,110, UTSA 1,133)

BIG 12 CHAMPIONSHIP

WHISPERING PINES GOLF CLUB • TRINITY, TEXAS • PAR 72, 7,425 YARDS, APRIL 23-25

1. OKLAHOMA STATE	281-284-286-282—1,133	1. Chris Ward, Texas Tech	69-65-71-74—279
2. Texas A&M	280-285-292-289—1,146	2. Peter Uihlein, Okla. State	67-72-72-70—281
3. Texas	282-284-287-295—1,148	5. Sean Einhaus, Okla. State	73-68-73-69—283
4. Texas Tech	286-285-284-297—1,152	T7. Kevin Tway, Okla. State	75-73-69-71—288
5. Kansas State	290-283-296-294—1,163	T7. Morgan Hoffmann, Okla. State	70-71-74-73—288
6. Baylor	288-287-301-295—1,171	T22. Trent Whitekiller, Okla. State	71-79-72-72—294

(Oklahoma 1184, Nebraska 1184, Colorado 1188, Iowa State 1203, Missouri 1205, Kansas 1210)

NCAA SOUTHEAST REGIONAL

CAPITAL CITY CLUB • ALPHARETTA, GA. • PAR 70, 7,182 YARDS, MAY 20-22

1. OKLAHOMA STATE	282-282-277—841	1. Peter Uihlein, Okla. State	68-70-68—206
2. Clemson	283-278-282—843	T3. Morgan Hoffmann, Okla. State	71-69-69—209
3. Georgia Tech	287-286-272—845	T17. Kevin Tway, Okla. State	72-72-69—213
T4. Arizona State	290-288-285—863	T17. Trent Whitekiller, Okla. State	71-71-71—213
T4. Georgia Southern	288-293-282—863	T34. Sean Einhaus, Okla. State	74-72-72—218

(BYU 864, South Alabama 866, Arkansas 867, Wake Forest 869, Mississippi 873, Coastal Carolina 874, Furman 874, Towson 877)

NCAA CHAMPIONSHIP

THE HONORS COURSE • OOLTEWAH, TENN. • PAR 72, 7,395 YARDS, JUNE 1-6

1. OKLAHOMA STATE	283-284-283—850	1. Scott Langley, Illinois	70-68-68—206
2. Florida State	283-279-292—854	T2. Peter Uihlein, Okla. State	69-68-71—208
3. Georgia Tech	290-282-286—858	T14. Kevin Tway, Okla. State	74-71-68—213
4. Washington	289-288-283—860	T18. Morgan Hoffmann, Okla. State	70-70-74—214
5. Oregon	284-294-283—861	T34. Trent Whitekiller, Okla. State	70-76-70—216
6. Augusta State	287-288-288—863	T111. Sean Einhaus, Okla. State	75-75-76—226

(Texas Tech 867, Stanford 868, Arizona State 868, San Diego 868, Florida 869, Virginia 869, Texas A&M 871, North Florida 872, Southern California 874, Oregon State 875, Clemson 875, UCLA 875, Illinois 876, Kent State 877, UNLV 879, Texas 879, California 880, LSU 883, Baylor 884, Tennessee 884, Duke 889, TCU 889, Penn State 898, Georgia Southern 905)

MATCH PLAY

QUARTERFINAL RESULTS

(2) Florida State def. (7) Texas Tech, 4-1

(6) Augusta State def. (3) Georgia Tech, 3-2

(5) Oregon def. (4) Washington, 3-2

(1) OKLAHOMA STATE def. (8) Stanford, 4-1

Sean Einhaus (OSU) def. Joseph Bramlett (Stan.), 5 and 4

Trent Whitekiller (OSU) def. Andrew Yun (Stan.), 1 up

Kevin Tway (OSU) def. Sihwan Kim (Stan.), 5 and 4

David Chung (Stan.) def. Peter Uihlein (OSU), 1 up

Morgan Hoffmann (OSU) def. Steve Ziegler, 1 up

SEMIFINAL RESULTS

(6) Augusta State def. (2) Florida State, 4-1

(1) OKLAHOMA STATE def. (5) Oregon, 3-1-1

Jack Dukeminier (Ore.) def. Sean Einhaus (OSU), 4 and 3

Trent Whitekiller (OSU) def. Isaiah Telles (Ore.), 5 and 4

Kevin Tway (OSU) vs. Andrew Vijarro (Ore.) halved

Morgan Hoffmann (OSU) def. Eugene Wong (Ore.), 3 and 2

Peter Uihlein (OSU) def. Daniel Miernicki (Ore.), 3 and 2

CHAMPIONSHIP RESULTS

(6) Augusta State def. OKLAHOMA STATE (1), 3-1-1

Sean Einhaus (OSU) def. Carter Newman (ASU), 2 and 1

Trent Whitekiller (OSU) vs. Taylor Floyd (ASU), halved

Mitch Krywulycz (ASU) def. Kevin Tway (OSU), 19 holes

Patrick Reed (ASU) def. Peter Uihlein (OSU), 4 and 2

Henrik Norlander (ASU) def. Morgan Hoffmann (OSU), 5 and 4

FALL 2010

OLYMPIA FIELDS/FIGHTING ILLINI INVITATIONAL

OLYMPIA FIELDS COUNTRY CLUB • OLYMPIA FIELDS, ILL. • PAR 70, 7,157 YARDS, SEPT. 17-19

1. Florida	280-280-285—845	1. Peter Uihlein, Okla. State	69-65-70—204
T2. OKLAHOMA STATE	286-280-286—852	T11. Kevin Tway, Okla. State	71-71-71—213
T2. Augusta State	280-286-286—852	T24. Morgan Hoffmann, Okla. State	71-75-70—216
4. Alabama	285-283-289—857	T51. Talor Gooch, Okla. State	76-72-75—223
5. Texas	289-282-287—858	T58. Kevin Dougherty, Okla. State	75-72-77—224

(Duke 861, Ohio State 865, Illinois 866, Purdue 870, Stanford 870, Northwestern 872, California 875, Indiana 878, Florida State 879, Arizona State 884)

PING/GOLF WEEK PREVIEW

KARSTEN CREEK GOLF CLUB • STILLWATER, OKLA. • PAR 72, 7,449 YARDS, SEPT. 26-28

1. OKLAHOMA STATE	288-296-294—878	1. Pontus Widegren, UCLA	75-70-69—214
2. UCLA	300-287-295—882	T2. Peter Uihlein, Okla. State	72-74-70—216
3. Georgia	300-285-298—883	5. Kevin Tway, Okla. State	77-70-72—219
T4. Texas A&M	297-294-296—887	T16. Drew Page, Okla. State	74-74-75—223
T4. Augusta State	304-288-295—887	T21. Talor Gooch, Okla. State	69-78-77—224
6. Texas	310-290-291—891	T43. Morgan Hoffmann, Okla. State	73-78-80—231

(Georgia Tech 892, Texas Tech 895, Oregon 904, Virginia 915, Arizona State 922, UNLV 928, Clemson 932, TCU 939, Southern California 948)



ALL-TIME RESULTS

JACK NICKLAUS INVITATIONAL

SCIOTO COUNTRY CLUB • COLUMBUS, OHIO • PAR 70, 7,140 YARDS, OCT. 11-12

1. OKLAHOMA STATE	295-285-284—864	1. Luke Guthrie, Illinois	70-70-65—205
2. Illinois	290-291-289—870	2. Peter Uihlein, Okla. State	73-68-67—208
3. Texas	303-283-285—871	7. Kevin Tway, Okla. State	72-73-71—216
4. Arkansas	286-292-294—872	T10. Morgan Hoffmann, Okla. State	75-70-73—218
5. Southern California	287-299-292—878	T21. Tabor Gooch, Okla. State	75-75-73—223
6. LSU	303-294-289—886	T36. Ian Davis, Okla. State	80-74-74—228

(Purdue 891, Ohio State 894, Baylor 900, Kent State 907)

ISLEWORTH COLLEGIATE INVITATIONAL

ISLEWORTH COUNTRY CLUB • WINDERMERE, FLA. • PAR 72, 7,544 YARDS, OCT. 24-26

1. Alabama	291-292-301—884	1. Bank Vongvanij, Florida	74-70-68—212
2. LSU	293-294-299—886	3. Morgan Hoffmann, Okla. State	71-71-74—216
T3. Florida	305-290-299—894	7. Kevin Tway, Okla. State	73-71-75—219
T3. Stanford	290-297-307—894	T37. Tabor Gooch, Okla. State	76-78-75—229
T5. TCU	290-299-306—895	T48. Brad Gehl, Okla. State	79-77-76—232
T5. OKLAHOMA STATE	298-297-300—895	T68. Ian Davis, Okla. State	78-83-81—242

(Texas Tech 896, Ohio State 900, Texas 904, UCF 907, Tennessee 908, Georgia 908, SMU 915, Vanderbilt 923, Arizona 932)

SPRING 2011

AMERI ARI INVITATIONAL

WAIKOLOA KINGS COURSE • WAIKOLOA, HAWAII • PAR 72, 7,074 YARDS, FEB. 2-4

1. OKLAHOMA STATE	278-273-279—830	1. Daniel Miernicki, Oregon	62-69-72—203
2. Texas	282-278-275—835	5. Kevin Tway, Okla. State	67-66-72—205
3. UCLA	285-273-278—836	T6. Morgan Hoffmann, Okla. State	73-68-65—206
4. Georgia Tech	278-282-284—844	T10. Drew Page, Okla. State	69-68-72—209
5. Southern California	271-292-282—845	T28. Tabor Gooch, Okla. State	72-71-70—213
6. Texas Tech	284-275-289—848	T72. Kevin Dougherty, Okla. State	70-77-74—221

(TCU 850, Arizona State 850, Oregon 854, UC Davis 856, Stanford 858, Washington 859, Oregon State 862, San Francisco 869, Colorado 871, San Jose State 878, Western Washington 885, Hawaii 888, Florida State 891, Hawaii-Hilo 892)

PUERTO RICO CLASSIC

RIO MAR COUNTRY CLUB • RIO GRANDE, P.R. • PAR 72, 6,902 YARDS, FEB. 20-22

1. Alabama	281-281-274—836	1. James White, Georgia Tech	69-69-68—206
2. Georgia Tech	278-284-279—841	T4. Peter Uihlein, Okla. State	72-72-65—209
3. OKLAHOMA STATE	283-285-279—847	7. Morgan Hoffmann, Okla. State	71-67-72—210
4. Georgia	289-291-278—858	T13. Tabor Gooch, Okla. State	71-71-72—214
5. Virginia Tech	286-287-290—863	T23. Kevin Tway, Okla. State	69-76-72—217
6. Oklahoma	287-289-288—864	T23. Drew Page, Okla. State	72-75-70—217

(Texas 867, North Carolina State 871, Clemson 873, Ohio State 875, Purdue 880, Michigan 888, Northwestern 889, UNCG 890, East Tennessee State 893)

SOUTHERN HIGHLANDS COLLEGIATE MASTERS

SOUTHERN HIGHLANDS GOLF CLUB • LAS VEGAS, NEV. • PAR 72, 7,510 YARDS, MARCH 11-13

1. OKLAHOMA STATE	294-286-283—863	1. Morgan Hoffmann, Okla. State	69-68-69—206
2. Texas A&M	280-296-294—870	8. Sean Einhaus, Okla. State	72-72-74—218
3. California	294-276-303—873	14. Kevin Tway, Okla. State	80-70-70—220
4. UCLA	301-283-292—876	T21. Peter Uihlein, Okla. State	76-77-70—223
5. Arizona State	292-303-294—889	T50. Tabor Gooch, Okla. State	77-76-76—229

(Georgia 890, UNLV 891, Duke 893, Georgia Tech 894, Texas 899, TCU 899, Southern California 906, Texas Tech 906, Baylor 912, Arizona 919)

OREGON DUCK INVITATIONAL

EUGENE COUNTRY CLUB • EUGENE, ORE. • PAR 72, 7,020 YARDS, MARCH 21-22

1. OKLAHOMA STATE	291-279-278—848	1. Chris Williams, Washington	67-71-69—207
2. Oregon	289-284-283—856	T5. Kevin Tway, Okla. State	74-68-69—211
3. Washington	282-294-294—870	T7. Sean Einhaus, Okla. State	72-69-71—212
4. Oregon State	298-283-297—878	12. Morgan Hoffmann, Okla. State	75-71-68—214
5. New Mexico State	291-299-289—879	T13. Tabor Gooch, Okla. State	74-71-70—215
6. San Jose State	290-298-292—880	T19. Kevin Dougherty, Okla. State*	71-72-74—217
7. Pepperdine	295-298-290—883	T34. Drew Page, Okla. State	71-74-76—221

(Idaho 888, UC Davis 891, San Francisco 892, Colorado 895, Santa Clara 900, Rice 901, Portland 903, UAB 911)

AUGUSTA STATE INVITATIONAL

FOREST HILLS GOLF CLUB • AUGUSTA, GA. • PAR 72, 7,029 YARDS, APRIL 2-3

1. OKLAHOMA STATE	277-279-292—848	1. Kevin Tway, Okla. State	64-69-71—204
2. Tennessee	282-284-283—849	T6. Sean Einhaus, Okla. State	69-70-73—212
3. Clemson	279-296-284—859	T12. Tabor Gooch, Okla. State	72-71-73—216
4. Alabama	283-297-283—863	T12. Drew Page, Okla. State	72-69-75—216
5. Augusta State B	299-285-281—865	T63. Morgan Hoffmann, Okla. State	72-78-76—226

(UCLA 866, Augusta State A 871, Illinois 877, Virginia Tech 882, Coastal Carolina 883, South Carolina 887, Georgia Southern 892, Lamar 892, Washington 897, Houston 904, South Carolina-Aiken 913, Georgia State 914)

AGGIE INVITATIONAL

TRADITIONS GOLF CLUB • BRYAN, TEXAS • PAR 72, 7,146 YARDS, APRIL 16-17

1. Texas A&M	370-359-356—1,085	1. Peter Uihlein, Okla. State	72-67-71—210
2. OKLAHOMA STATE	371-366-366—1,103	T2. Kevin Tway, Okla. State	73-72-70—215
3. Texas Tech	371-377-366—1,114	T4. Morgan Hoffmann, Okla. State	71-73-72—216
4. Baylor	376-377-368—1,121	T41. Drew Page, Okla. State	77-78-76—231
5. Texas	388-371-363—1,122	T47. Sean Einhaus, Okla. State	78-77-78—233
6. Kent State	388-376-370—1,134	T51. Tabor Gooch, Okla. State	80-77-77—234

(SMU 1136, Tulsa 1138, Oklahoma 1138, New Mexico 1153, UTSA 1192)

BIG 12 CHAMPIONSHIP

PRAIRIE DUNES COUNTRY CLUB • HUTCHINSON, KANSAS • PAR 70, 6,759 YARDS, APRIL 25-27

1. OKLAHOMA STATE	283-292-270-294—1,139	1. Morgan Hoffmann, Okla. State	70-69-68-73—280
2. Texas A&M	286-296-275-295—1,152	2. Kevin Tway, Okla. State	66-73-71-75—285
3. Texas	287-291-284-298—1,160	T4. Peter Uihlein, Okla. State	74-75-69-70—288
4. Texas Tech	286-299-281-297—1,163	T16. Tabor Gooch, Okla. State	73-75-67-78—293
5. Missouri	300-302-276-295—1,173	T26. Sean Einhaus, Okla. State	79-76-66-76—297

(Oklahoma 1178, Baylor 1183, Nebraska 1194, Kansas 1196, Colorado 1208, Kansas State 1220, Iowa State 1220)

NCAA COLORADO REGIONAL

COLORADO NATIONAL GOLF CLUB • ERIE, COLORADO • PAR 72, 7,758 YARDS, MAY 19-21

1. OKLAHOMA STATE	276-275-282—833	1. Kevin Tway, Okla. State	72-65-69—206
2. Colorado State	283-289-279—851	3. Tabor Gooch, Okla. State	70-71-68—209
3. Northwestern	293-286-276—855	T4. Sean Einhaus, Okla. State	66-71-73—210
T4. Georgia	294-276-287—857	T9. Peter Uihlein, Okla. State	70-68-74—212
T4. Arizona State	282-290-285—857	13. Morgan Hoffmann, Okla. State	70-71-72—213

(TCU 858, Clemson 859, Auburn 861, Chattanooga 863, Denver 873, San Jose State 874, New Mexico State 878, North Florida 893)

NCAA CHAMPIONSHIP

KARSTEN CREEK • STILLWATER, OKLA. • PAR 72, 7,416 YARDS, MAY 31-JUNE 5

1. UCLA	286-288-298—872	1. John Peterson, LSU	74-65-72—211
2. Georgia Tech	283-290-302—875	T3. Peter Uihlein, Okla. State	73-69-73—215
T3. OKLAHOMA STATE	292-293-294—879	T38. Kevin Tway, Okla. State	77-74-72—223
T3. Illinois	291-287-301—879	T38. Morgan Hoffmann, Okla. State	75-73-75—223
5. Georgia	291-288-305—884	T50. Tabor Gooch, Okla. State	72-77-75—224
6. Ohio State	291-299-297—887	T66. Sean Einhaus, Okla. State	72-80-74—226

(Augusta State 888, Duke 889, Texas A&M 890, Iowa 892, Michigan 892, Southern California 895, Texas 895, Alabama 896, Arkansas 897, San Diego 898, San Diego State 898, Arizona State 899, California 902, Kent State 902, LSU 905, Northwestern 906, Florida 908, Tennessee 910, Pepperdine 919, Kennesaw State 921, North Carolina State 922, Oklahoma 930, Arizona 933, Colorado State 937)

MATCH PLAY

QUARTERFINAL RESULTS

(8) Duke def. (1) UCLA, 3-1-1
(5) Georgia def. (4) Illinois, 3-1-1
(7) Augusta State def. (2) Georgia Tech, 3-2
(3) Oklahoma State def. (6) Ohio State, 3-1-1
Peter Uihlein (OSU) vs. Bo Hoag, halved
Kevin Tway (OSU) def. Brad Smith, 2 and 1
Dan Charen def. Morgan Hoffmann (OSU), 1 up
Sean Einhaus (OSU) def. Michael Cress, 2 and 1
Tabor Gooch (OSU) def. Alex Redfield, 4 and 2

SEMIFINAL RESULTS

(5) Georgia def. (8) Duke, 3-2
(7) Augusta State def. (2) Oklahoma State, 3-2
Patrick Reed def. Peter Uihlein (OSU), 8 and 7
Henrik Norlander def. Kevin Tway (OSU), 3 and 1
Morgan Hoffmann (OSU) def. Mitchell Krywulycz, 1 up
Carter Newman def. Sean Einhaus (OSU), 19 holes
Tabor Gooch (OSU) def. Olie Bengtsson, 7 and 5

CHAMPIONSHIP RESULTS

(7) Augusta State def. (5) Georgia, 3-2



2010 Ping/Golfweek Preview Champions



ALL-TIME RESULTS

FALL 2011

OLYMPIA FIELDS/FIGHTING ILLINI INVITATIONAL OLYMPIA FIELDS COUNTRY CLUB • OLYMPIA FIELDS, ILL. • PAR 70, 7,142 YARDS, SEPT. 16-18

1. Stanford	277-282-290—849	1. Patrick Rodgers, Stanford	68-70-68—206
T2. OKLAHOMA STATE	282-288-295—865	T5. Drew Page, Okla. State	69-73-72—214
T2. Auburn	285-293-287—865	T15. Sean Einhaus, Okla. State	71-70-76—217
4. Alabama	285-298-284—867	T25. Tabor Gooch, Okla. State	72-74-74—220
5. Texas	289-290-294—873	T33. Kevin Dougherty, Okla. State	70-79-73—222
6. Florida State	289-294-291—874	T41. Peter Uihlein, Okla. State	74-71-79—224

(Florida 880, Illinois 883, Notre Dame 883, Augusta State 890, Ohio State 890, Indiana 892, Duke 893, State 897, Northwestern 907)

GOLF WEEK CONFERENCE CHALLENGE SPIRIT HOLLOW GOLF COURSE • BURLINGTON, IOWA • PAR 72, 7,010 YARDS, SEPT. 25-27

1. Arkansas	280-294-285—859	1. Stephan Jaeger, Chattanooga	67-69-73—209
2. Chattanooga	279-291-296—866	T6. Sean Einhaus, Okla. State	68-69-78—215
3. OKLAHOMA STATE	283-289-295—867	T13. Tabor Gooch, Okla. State	71-77-70—218
4. New Mexico	289-291-295—875	T22. Ian Davis, Okla. State	78-71-72—221
5. California	288-296-294—878	T28. Drew Page, Okla. State	71-74-77—222
6. Iowa	283-294-302—879	T37. Kevin Dougherty, Okla. State	73-75-76—224

(Ball State 883, Georgia Tech 889, New Mexico State 890, Tulsa 892, Kennesaw State 894, Southeastern Louisiana 896, North Texas 905, Xavier 908, UC Irvine 915)

JACK NICKLAUS INVITATIONAL MUIRFIELD VILLAGE GOLF CLUB • DUBLIN, OHIO • PAR 72, 7,352 YARDS, OCT. 10-11

1. Texas	299-276-287—862	1. Thomas Pieters, Illinois	66-71-72—209
2. Ohio State	286-288-304—878	T22. Sean Einhaus, Okla. State	71-77-76—224
3. Illinois	288-300-296—884	T25. Ian Davis, Okla. State	74-77-74—225
4. Kent State	291-284-310—885	T46. Kevin Dougherty, Okla. State	75-75-84—234
5. UCLA	289-297-300—886	T48. Brad Gehl, Okla. State	76-83-76—235
10. OKLAHOMA STATE	296-304-303—903	T48. Drew Page, Okla. State	83-75-77—235

(Arkansas 887, LSU 893, Purdue 894, TCU 900, North Carolina 913, Texas Tech 914)

ISLEWORTH COLLEGIATE INVITATIONAL ISLEWORTH COUNTRY CLUB • WINDERMERE, FLA. • PAR 72, 7,544 YARDS, OCT. 23-25

1. Texas	278-296-282—856	1. Jordan Spieth, Texas	65-73-67—205
2. LSU	295-289-298—882	5. Tabor Gooch, Okla. State	72-73-72—217
3. North Florida	287-300-299—886	T35. Ian Davis, Okla. State	75-79-73—227
T4. Indiana	296-301-291—888	T35. Drew Page, Okla. State	76-74-77—227
T4. California	293-301-294—888	T50. Sean Einhaus, Okla. State	72-81-80—233
9. OKLAHOMA STATE	295-307-302—904	T64. Kevin Dougherty, Okla. State	78-80-81—239

(Alabama 890, Stanford 891, Central Florida 897, Florida 909, Augusta State 917, TCU 921, Texas Tech 925, Vanderbilt 927, Ohio State 934)

SPRING 2012

AMERI ARI INVITATIONAL WAIKOLOA KINGS COURSE • KONA, HAWAII. • PAR 72, 7,074 YARDS, FEB. 2-3

1. Texas	270-287-277—834	T1. Jordan Spieth, Texas	69-69-67—205
2. Southern California	276-285-278—839	T1. Jeffrey Kang, USC	67-69-69—205
3. Stanford	282-285-277—844	T13. Tabor Gooch, Okla. State	70-69-72—211
4. Georgia Tech	278-289-278—845	T23. Sean Einhaus, Okla. State	70-70-73—213
5. UCLA	275-285-286—846	T67. Brad Gehl, Okla. State	73-76-73—222
6. TCU	291-283-280—854	T93. Drew Page, Okla. State	72-76-80—228
9. OKLAHOMA STATE	285-291-289—865	T99. Ian Davis, Okla. State	73-86-71—230

(Washington 855, Arizona State 864, San Francisco 868, Texas Tech 868, Oregon 869, San Jose State 871, Chico State 874, Hawaii-Hilo 877, Oregon State 879, Colorado 884, Hawaii 884, UC Davis 903)

PUERTO RICO CLASSIC RIO MAR COUNTRY CLUB • RIO GRAND, PUERTO RICO • PAR 72, 6,902 YARDS, FEB. 19-21

1. Alabama	276-279-279—834	1. Justin Thomas, Alabama	67-71-68—206
2. Clemson	283-286-283—852	2. Tabor Gooch, Okla. State	72-69-66—207
3. Purdue	289-279-288—856	T33. Tanner Kesterson, Okla. State	74-73-73—220
4. Georgia Tech	290-289-282—861	45. Ian Davis, Okla. State	71-71-82—224
5. North Carolina State	292-292-279—863	T55. Sean Einhaus, Okla. State	82-72-73—227
10. OKLAHOMA STATE	294-285-292—871	T62. Drew Page, Okla. State	77-73-80—230

(Texas 867, Virginia Tech 867, Oklahoma 867, Georgia 869, Ohio State 887, UNC906, North Carolina 915, Michigan 915, East Tennessee State 924)

SOUTHERN HIGHLANDS COLLEGIATE MASTERS SOUTHERN HIGHLANDS GOLF CLUB • LAS VEGAS, NEV. • PAR 72, 7,510 YARDS, MARCH 9-11

1. UNLV	287-292-293—872	1. Blake Biddle, UNLV	71-72-69—212
2. California	286-287-300—873	14. Patrick Winther, Okla. State	74-71-75—220
3. UCLA	291-292-299—882	T15. Tabor Gooch, Okla. State	74-70-77—221
4. Texas A&M	288-292-305—885	T46. Brad Gehl, Okla. State	73-81-74—228
5. Stanford	292-291-305—888	T52. Sean Einhaus, Okla. State	77-77-76—230
T9. OKLAHOMA STATE	298-296-302—896	70. Ian Davis, Okla. State	80-78-85—243

(Texas 891, Duke 894, Southern California 895, Florida 896, Alabama 896, TCU 904, Texas Tech 909, New Mexico State 943, Arizona State 944)

CALLAWAY COLLEGIATE MATCH PLAY CHAMPIONSHIP THE CONCESSION GOLF CLUB • BRADENTON, FLA. • PAR 72, 7,450 YARDS, MARCH 18-20

FIRST ROUND	
(1) Arkansas def. (16) Washington State, 3-2	
(6) Indiana def. (10) Tennessee, 3 and 2	
(9) East Carolina def. (8) Iowa, 2-5-2-5*	
*East Carolina wins margin of victory tiebreaker 6 holes to 5	
(4) OKLAHOMA STATE def. (13) Colorado State, 3.5-1.5	
Tabor Gooch, Oklahoma State halved Zahkai Brown, Colorado State	
Kirby Pettitt, Colorado State def. Sean Einhaus, Oklahoma State, 1-up	
Brad Gehl, Oklahoma State def. Cameron Harrell, Colorado State, 1-up	
Patrick Winther, Oklahoma State def. Mike Wuerz, Colorado State, 2-up	
Tanner Kesterson, Oklahoma State def. Parker Edens, Colorado State, 2-up	
(5) Chattanooga def. (12) South Florida, 4-1	
(3) Duke def. (14) Arizona State, 3.5-1.5	
(6) Indiana def. (11) Kennesaw State, 3.5-1.5	
(10) Tennessee def. (7) Liberty, 3-2	
(2) California def. (15) UNCW, 3-2	

CHAMPIONSHIP BRACKET SECOND ROUND

(1) Arkansas def. (9) East Carolina, 4-1	
(5) Chattanooga def. (4) OKLAHOMA STATE, 2.5-2.5*	
Stephan Jaeger, Chattanooga halved Tabor Gooch, Oklahoma State	
Sean Einhaus, Oklahoma State def. Steven Fox, Chattanooga, 3 and 1	
Benjamin Weilguni, Chattanooga def. Brad Gehl, Oklahoma State, 5 and 3	
Patrick Winther, Oklahoma State def. Liam Johnston, Chattanooga, 2 and 1	
Chris Robb, Chattanooga def. Tanner Kesterson, Oklahoma State, 3 and 1	
*Chattanooga wins margin of victory tiebreaker 8 holes to 5	
(3) Duke def. (6) Indiana, 4-1	
(2) California def. (10) Tennessee, 4.5-0.5	

CONSOLATION BRACKET

(8) Iowa def. (16) Washington State, 3-2	
(13) Colorado State def. (12) South Florida, 4-1	
(14) Arizona State def. (11) Kennesaw State, 3-2	
(7) Liberty def. (15) UNCW, 3-2	

CHAMPIONSHIP BRACKET SEMIFINALS

(1) Arkansas def. (5) Chattanooga, 5-0	
(3) Duke def. (2) California, 3-2	

FIFTH-PLACE BRACKET

(9) East Carolina def. (4) OKLAHOMA STATE, 3.5-1.5	
Harold Varner, ECU def. Tabor Gooch, OSU, 4 and 2	
Adam Stephenson, ECU def. Sean Einhaus, OSU, 4 and 3	
David Watkins, ECU halved Brad Gehl, OSU	
Ryan Eibner, ECU def. Patrick Winther, OSU, 2 and 1	
Tanner Kesterson, OSU def. Eric Brady, ECU, 2-up	
(6) Indiana def. (10) Tennessee, 3 and 2	



2011 Southern Highlands Collegiate Masters Champions



ALL-TIME RESULTS



Peter Uihlein at the 2011 NCAA Championship at Karsten Creek

CONSOLATION BRACKET

(8) Iowa def. (13) Colorado State, 3-2
(7) Liberty def. (14) Arizona State, 4-1
(16) Washington State def. (12) South Florida, 3-2
(15) UNCW def. (11) Kennesaw State, 4.5-0.5

CHAMPIONSHIP MATCH

(1) Arkansas def. (3) Duke, 3.5-1.5

THIRD-PLACE MATCH

(2) California def. (5) Chattanooga, 3-2

FIFTH-PLACE MATCH

(6) Indiana def. (9) East Carolina, 3.5-1.5

SEVENTH-PLACE MATCH

(4) OKLAHOMA STATE def. (10) Tennessee, 4-1
Talon Gooch, OSU def. Garrick Porteous, UT, 2 and 1
Sean Einhaus, OSU def. Jay Vandeventer, UT, 1-up
Brad Gehl, OSU def. Brandon Rodgers, UT, 3 and 2
Rick Lamb, UT def. Patrick Winther, OSU, 4 and 2
Tanner Kesterson, OSU def. Marshall Talkington, UT, 5 and 4

NINTH-PLACE MATCH

(7) Liberty def. (8) Iowa, 4-1

11TH-PLACE MATCH

(14) Arizona State def. (13) Colorado State, 3.5-1.5

13TH-PLACE MATCH

(15) UNCW def. (16) Washington State, 3.5-1.5

15TH-PLACE MATCH

(11) Kennesaw State def. (12) South Florida, 3.5-1.5

AUGUSTA STATE INVITATIONAL FOREST HILLS GOLF CLUB • AUGUSTA, GA. • PAR 72, 7,143 YARDS, MARCH 31-APRIL 1

T1. Texas	282-277-279—838	1. Julien Brun, TCU	68-65-69—202
T1. Augusta State	283-276-279—838	T12. Talor Gooch, Okla. State	71-68-71—210
3. Illinois	291-273-282—846	T41. Patrick Winther, Okla. State	75-72-71—218
T4. Baylor	291-284-277—852	T41. Brad Gehl, Okla. State	71-75-72—218
T4. TCU	290-276-286—852	T41. Sean Einhaus, Okla. State	74-72-72—218
9. OKLAHOMA STATE	290-284-286—860	T48. Ian Davis, Okla. State	74-72-73—219

(Tennessee 854, Virginia Tech 858, South Carolina 858, SMU 861, Coastal Carolina 290, Houston 867, Clemson 868, Lamar 871, Georgia State 872, South Carolina-Aiken 873)

AGGIE INVITATIONAL TRADITIONS GOLF CLUB • BRYAN, TEXAS • PAR 72, 7,146 YARDS, APRIL 21-22

1. Oregon	376-376-357—1,109	1. Victor Perez, New Mexico	73-71-69—213
T2. Texas	385-378-357—1,120	6. Tanner Kesterson, Okla. State	77-71-72—220
T2. Texas A&M	378-381-361—1,120	T17. Ian Davis, Okla. State*	80-75-72—227
4. Oklahoma	384-377-371—1,132	T24. Patrick Winther, Okla. State	81-76-72—229
5. OKLAHOMA STATE	393-376-370—1,139	T24. Talor Gooch, Okla. State	80-77-72—229
6. New Mexico	392-388-368—1,148	T35. Drew Page, Okla. State	78-78-75—231
7. Baylor	391-386-374—1,151	T35. Brad Gehl, Okla. State	77-74-80—231
8. Oregon State	398-381-381—1,160	T56. Sean Einhaus, Okla. State	81-81-79—241
9. Texas Tech	396-396-381—1,173		
10. Utah	418-394-389—1,201		

BIG 12 CHAMPIONSHIP WHISPERING PINES GOLF CLUB • TRINITY, TEXAS • PAR 72, 7,298 YARDS, APRIL 27-29

1. Texas A&M	296-286-286-297—1165	1. Joakim Mikkelsen, Baylor	74-71-72-68—285
2. Texas	302-292-283-291—1168	T14. Ian Davis, Okla. State	78-77-70-72—297
3. Texas Tech	290-298-290-305—1183	T22. Sean Einhaus, Okla. State	76-75-80-71—302
4. Oklahoma	292-292-296-305—1185	T22. Tanner Kesterson, Okla. State	78-77-69-78—302
5. Baylor	304-297-290-296—1187	T24. Talor Gooch, Okla. State	78-73-75-77—303
6. OKLAHOMA STATE	310-302-287-297—1196	T40. Patrick Winther, Okla. State	81-80-73-77—311

(Iowa State 1204, Missouri 1209, Kansas State 1227, Kansas 1246)

NCAA ANN ARBOR REGIONAL UNIVERSITY OF MICHIGAN GOLF COURSE • ANN ARBOR, MICH. • PAR 71, 6,723 YARDS, MAY 17-19

1. Southern California	289-272-280—841	1. Albin Choi, North Carolina State	69-66-68—203
2. Oregon	288-274-280—842	T7. Patrick Winther, Okla. State	70-66-72—208
3. Kent State	286-276-282—844	T31. Talor Gooch, Okla. State	73-72-71—216
4. Virginia	287-281-278—846	T38. Sean Einhaus, Okla. State	76-69-75—220
5. TCU	278-284-287—849	T49. Ian Davis, Okla. State	75-76-72—223
8. OKLAHOMA STATE	290-283-290—863	T56. Tanner Kesterson, Okla. State	72-77-76—225

(Notre Dame 859, North Carolina State 859, Kennesaw State 868, Purdue 875, Baylor 882, Ohio State 895, Navy 931)

FALL 2012

OLYMPIA FIELDS/FIGHTING ILLINI INVITATIONAL OLYMPIA FIELDS COUNTRY CLUB • OLYMPIA FIELDS, ILL. PAR 70, 7,142 YARDS, SEPT. 30-OCT. 2

1. Arkansas	283-278-293—854	1. Patrick Rodgers, Stanford	72-68-67—207
2. Florida	295-286-286—867	T17. Wyndham Clark, Okla. State	72-77-68—217
3. Florida State	293-285-291—869	T25. Jordan Niebrugge, Okla. State	73-71-76—220
T4. Duke	291-291-291—873	T30. Sean Einhaus, Okla. State	75-72-75—222
T4. Stanford	297-285-291—873	T32. Patrick Winther, Okla. State	73-73-77—223
8. OKLAHOMA STATE	293-287-296—876	T43. Tanner Kesterson, Okla. State	76-71-79—226

(Northwestern 875, Auburn 875, SMU 879, Indiana 887, Clemson 887, Illinois 887, Augusta State 894, Purdue 903)

JACK NICKLAUS INVITATIONAL MUIRFIELD VILLAGE GOLF CLUB • DUBLIN, OHIO • PAR 72, 7,352 YARDS, OCT. 8-9			
1. Kent State	303-302—605	1. Greg Eason, UCF	70-70—140
T2. OKLAHOMA STATE	295-313—608	T6. Sean Einhaus, Okla. State	74-75—149
T2. Vanderbilt	311-297—608	T6. Ian Davis, Okla. State	71-78—149
4. Kentucky	302-307—609	T18. Patrick Winther, Okla. State	75-79—154
5. UCF	317-300—617	T23. Tanner Kesterson, Okla. State*	79-76—155
6. BYU	302-316—618	27. Jordan Niebrugge, Okla. State	75-81—156
		T48. Wyndham Clark, Okla. State	77-85—162

(Arkansas 620, Purdue 620, San Diego 622, UNLV 624, Ohio State 629)

U.S. COLLEGIATE CHAMPIONSHIP THE GOLF CLUB OF GEORGIA • ALPHARETTA, GA. • PAR 72, 7,017 YARDS, OCT. 19-21

1. Georgia Tech	291-291-292—874	1. Patrick Rodgers, Stanford	70-72-67—209
2. UCLA	297-283-295—875	T2. Talor Gooch, Okla. State	68-71-74—213
3. Southern California	289-299-291—879	T28. Ian Davis, Okla. State	77-72-73—222
4. Virginia	295-294-291—880	T46. Jordan Niebrugge, Okla. State	73-76-76—225
5. Stanford	306-289-286—881	T60. Tanner Kesterson, Okla. State	75-78-75—228
T9. OKLAHOMA STATE	293-295-298—886	T69. Sean Einhaus, Okla. State	81-76-78—235

(Duke 882, Clemson 882, Washington 883, Auburn 886, East Tennessee State 892, Wake Forest 893, Kent State 896, Texas A&M 902, Iowa 912)

ROYAL OAKS INTERCOLLEGIATE ROYAL OAKS COUNTRY CLUB • DALLAS, TEXAS • PAR 71, 7,068 YARDS, OCT. 29-30			
1. OKLAHOMA STATE	281-278-283—842	T1. Ian Davis, Okla. State	66-69-71—206
T2. New Mexico	290-281-275—846	T6. Talor Gooch, Okla. State	71-67-71—209
T2. Texas Tech	288-269-289—846	T26. Kevin Dougherty, Okla. State*	68-67-79—214
4. SMU	283-281-284—848	T29. Jordan Niebrugge, Okla. State	70-73-72—215
5. Iowa	283-277-291—851	T39. Sean Einhaus, Okla. State	77-71-69—217
6. Texas A&M	286-278-288—852	T44. Patrick Winther, Okla. State	74-71-73—218
7. Missouri	290-283-280—853	T59. Tanner Kesterson, Okla. State*	68-74-79—221

(Tulsa 854, Augusta State 856, Baylor 856, Oklahoma 859, North Carolina 861, Lamar 867, Ohio State 876)



ALL-TIME RESULTS

SPRING 2013

AMER ARI INVITATIONAL

WAIKOLOA KINGS' COURSE • WAIKOLOA, HAWAII • PAR 72, 7,074 YARDS, FEB. 6-8

T1. UCLA	277-280-285—842	1. Dominic Bozzelli, Auburn	70-68-67—205
T1. Washington	280-275-287—842	T20. Sam Lee, Okla. State	73-72-69—214
3. TCU	277-291-281—849	T26. Jordan Niebrugge, Okla. State	72-69-74—215
T4. Georgia Tech	283-283-284—850	T34. Ian Davis, Okla. State	72-72-72—216
T4. Southern California	291-273-286—850	T49. Tabor Gooch, Okla. State	71-71-76—218
T4. Texas	279-283-288—850	T55. Kevin Dougherty, Okla. State	79-68-72—219
9. OKLAHOMA STATE	288-280-287—855		

(Stanford 852, Auburn 854, Arizona State 863, Oregon 864, Texas Tech 868, San Jose State 870, Oregon State 873, Osaka Gakuin 878, UC Davis 887, Colorado 889, Hawaii-Hilo 891, Hawaii 902, CSU-Stanislaus 903)

THE PRESTIGE AT PGA WEST

GREG NORMAN COURSE • LA QUINTA, CALIF. • PAR 71, 7,100 YARDS, FEB. 18-20

T1. Washington	284-281-286—851	1. Pedro Figueiredo, UCLA	71-67-67—205
T1. Southern California	279-294-278—851	T2. Jordan Niebrugge, Okla. State	68-73-69—210
T3. UCLA	283-282-291—856	T7. Tabor Gooch, Okla. State	71-72-70—213
T3. Texas Tech	283-287-286—856	T33. Ian Davis, Okla. State	72-74-74—220
5. Stanford	285-290-285—860	T37. Sean Einhaus, Okla. State	72-75-74—221
6. OKLAHOMA STATE	283-294-287—864	T74. Sam Lee, Okla. State	74-79-79—232
7. TCU	278-304-287—869	T77. Tanner Kesterson, Okla. State*	79-80-74—233

(Arizona State 870, Oregon 877, Fresno State 882, UC Davis 883, San Diego State 891, Stirling 898, Pepperdine 901, Colorado 904)

SOUTHERN HIGHLANDS COLLEGIATE MASTERS

SOUTHERN HIGHLANDS GOLF CLUB • LAS VEGAS, NEV. • PAR 72, 7,150 YARDS, MARCH 8-10

1. California	285-280-291—856	1. Patrick Rodgers, Stanford	66-73-73—212
T2. Alabama	289-288-292—869	T19. Jordan Niebrugge, Okla. State	74-72-74—220
T2. New Mexico	291-290-288—869	T25. Ian Davis, Okla. State	77-70-75—222
4. UCLA	291-291-288—870	T39. Tabor Gooch, Okla. State	74-78-73—225
5. Stanford	286-290-300—876	T39. Patrick Winther, Okla. State	74-75-76—225
6. OKLAHOMA STATE	296-295-296—887	T52. Sean Einhaus, Okla. State	74-79-74—227

(Georgia Tech 890, Florida 891, UNLV 892, Southern California 893, Duke 893, Texas 901, Georgia 904, Texas A&M 905, Oklahoma 914)

DON PUCKETTE NATIONAL INVITATIONAL TOURNAMENT

OMNI TUCSON NATIONAL GOLF CLUB • TUCSON, ARIZ. • PAR 72, 7,094 YARDS, MARCH 16-17

1. New Mexico	277-288-279—844	1. Julien Brun, TCU	68-65-75—208
2. TCU	279-281-285—845	T7. Jordan Niebrugge, Okla. State	65-75-71—211
3. OKLAHOMA STATE	276-283-293—852	T14. Patrick Winther, Okla. State	73-68-73—214
4. Arkansas	282-287-286—855	T14. Ian Davis, Okla. State	69-67-78—214
5. Texas A&M	285-290-284—859	T35. Kevin Dougherty, Okla. State	72-73-74—219
6. SMU	288-282-290—860	T39. Tabor Gooch, Okla. State	68-77-75—220

(Arizona 864, San Diego State 867, UNLV 869, New Mexico State 873, Long Beach State 885, San Diego 893, Texas-El Paso 898, Hawaii 903, Nevada 903, Wyoming 919)

LINGER LONGER INVITATIONAL

REYNOLDS PLANTATION • GREENSBORO, GA. • PAR 72, 7,073 YARDS, MARCH 23-24

1. Alabama	281-279—560	1. Cory Whitsett, Alabama	67-70—137
2. Kennesaw State	291-285—576	T5. Kevin Dougherty, Okla. State*	68-73—141
3. OKLAHOMA STATE	289-288—577	T5. Jordan Niebrugge, Okla. State	72-69—141
4. Georgia Tech	295-284—579	T10. Tabor Gooch, Okla. State	73-70—143
5. Georgia	291-291—582	T23. Patrick Winther, Okla. State	71-75—146
6. Mercer	298-291—589	T28. Ian Davis, Okla. State	73-74—147
7. Oklahoma	295-296—591	T72. Sean Einhaus, Okla. State	81-77—158

(South Florida 592, Charlotte 595, Michigan State 596, Liberty 597, Jacksonville 602, Minnesota 606, Penn State 624)

AGGIE INVITATIONAL

TRADITIONS GOLF CLUB • BRYAN, TEXAS • PAR 72, 7,146 YARDS, APRIL 6-7

1. Alabama	278-283-285—846	1. Cory Whitsett, Alabama	69-69-70—208
2. Kent State	289-284-291—864	T23. Kevin Dougherty, Okla. State	74-77-69—220
3. Washington	295-282-291—868	T27. Ian Davis, Okla. State	74-74-73—221
4. Arkansas	295-292-282—869	T32. Jordan Niebrugge, Okla. State	76-75-71—222
T5. Texas A&M	291-288-291—870	T49. Tabor Gooch, Okla. State	75-72-79—226
T5. UCLA	289-294-287—870	T60. Patrick Winther, Okla. State	76-76-79—231
10. OKLAHOMA STATE	299-297-292—888		

(Duke 877, LSU 878, Oklahoma 879, North Texas 897, Texas Tech 907)

MORRIS WILLIAMS INTERCOLLEGIATE

UNIVERSITY OF TEXAS GOLF CLUB • AUSTIN, TEXAS • PAR 71, 7,412 YARDS, APRIL 13-14

1. Texas	289-273-286—848	1. Finley Ewing IV, Texas Tech	69-69-68—206
2. Texas Tech	284-282-287—853	2. Jordan Niebrugge, Okla. State	70-67-70—207
3. TCU	281-281-292—854	T14. Tabor Gooch, Okla. State	69-75-72—216
4. OKLAHOMA STATE	285-283-288—856	T14. Ian Davis, Okla. State	71-71-74—216
5. New Mexico	284-278-298—860	T39. Kevin Dougherty, Okla. State	75-74-72—221
6. Liberty	295-274-294—863	T58. Patrick Winther, Okla. State	79-71-78—228
7. North Texas	292-285-298—875	T64. Sean Einhaus, Okla. State*	73-79-80—232

(Houston 877, Baylor 877, Kent State 878, UNLV 893, UT Arlington 895)

BIG 12 CHAMPIONSHIP

PRAIRIE DUNES COUNTRY CLUB • HUTCHINSON, KAN. • PAR 70, 6,916 YARDS, APRIL 22-24

1. Texas	290-281-288—859	1. Brandon Stone, Texas	70-67-73—210
2. OKLAHOMA STATE	285-292-286—863	2. Tabor Gooch, Okla. State	70-69-74—213
3. Oklahoma	296-293-280—869	T5. Ian Davis, Okla. State	71-74-71—216
4. TCU	287-291-293—871	T19. Kevin Dougherty, Okla. State	74-76-73—223
5. Kansas State	291-298-302—891	T19. Patrick Winther, Okla. State	70-74-79—223
6. Baylor	297-292-306—895	T23. Jordan Niebrugge, Okla. State	81-75-68—224

(Texas Tech 897, Kansas 899, Iowa State 904)

NCAA FAYETTEVILLE REGIONAL

BLESSINGS GOLF CLUB • FAYETTEVILLE, ARK. • PAR 72, 7,251 YARDS, MAY 16-18

1. Illinois	282-292-289—863	1. Mario Clemens, SMU	70-70-73—213
2. Arkansas	290-283-293—866	T5. Kevin Dougherty, Okla. State	73-73-70—216
3. Texas	285-298-297—880	T10. Jordan Niebrugge, Okla. State	67-78-74—219
4. OKLAHOMA STATE	286-304-292—882	T14. Ian Davis, Okla. State	72-71-77—220
5. Kent State	288-303-301—892	T32. Tabor Gooch, Okla. State	74-82-71—227
6. SMU	297-298-300—895	65. Patrick Winther, Okla. State	81-82-81—224

(Tulsa 908, Colorado 911, UNCW 916, Kentucky 917, Liberty 919, Missouri-Kansas City 924, Indiana 931, Alabama State 969)

NCAA CHAMPIONSHIP

CAPITAL CITY CLUB CRABAPPLE COURSE • ATLANTA, GA. • PAR 70, 7,319 YARDS, MAY 28-JUNE 2

1. California	277-272-275—824	1. Max Homa, California	70-65-66—201
2. Georgia Tech	274-274-282—830	T8. Ian Davis, Okla. State	67-70-68—205
T3. Alabama	275-276-282—833	T38. Tabor Gooch, Okla. State	67-76-68—211
T3. Texas	279-271-283—833	T60. Jordan Niebrugge, Okla. State	71-74-68—213
5. Illinois	276-281-278—835	T116. Kevin Dougherty, Okla. State	74-74-71—219
T14. OKLAHOMA STATE	279-293-275—847	155. Patrick Winther, Okla. State	78-75-82—235

(New Mexico 842, Texas A&M 842, UNLV 842, Arizona State 842, Arkansas 843, Oklahoma 845, Florida State 845, Auburn 846, Texas Tech 847, Washington 848, UCF 848, North Florida 849, TCU 850, Georgia 850, Tennessee 850, Coastal Carolina 851, LSU 854, Southern California 854, Florida 857, UCLA 858, South Carolina 868, Kent State 868, St. Mary's (Ca) 869, Ball State 872)

MATCH PLAY

QUARTERFINAL RESULTS

California (1) def. Arizona State (8), 3-2

Illinois (5) def. Texas (4), 3-2

Georgia Tech (2) def. UNLV (7), 3-2

Alabama (3) def. New Mexico (6), 4-1

SEMIFINAL RESULTS

Illinois (5) def. California (1), 3-2

Alabama (3) def. Georgia Tech (2), 3-0-2

CHAMPIONSHIP RESULT

Alabama (3) def. Illinois (5), 4-1

ALAN BRATTON ERA FALL OF 2013

OLYMPIA FIELDS/FIGHTING ILLINI INVITATIONAL

OLYMPIA FIELDS COUNTRY CLUB • OLYMPIA FIELDS, ILL. • PAR 70, 7,142 YARDS, SEPT. 13-15

1. Alabama	281-277-291—849	T1. Cameron Wilson, Stanford	75-65-70—210
2. Texas	292-287-288—867	T1. Robby Shelton, Alabama	71-66-73—210
3. OKLAHOMA STATE	291-291-287—869	T12. Ian Davis, Okla. State	71-78-69—218
4. Arkansas	294-287-290—871	T12. Tabor Gooch, Okla. State	73-71-74—218
5. Stanford	295-287-290—872	T12. Kevin Dougherty, Okla. State	72-73-73—218
T6. GRU Augusta	296-288-289—873	T21. Wyndham Clark, Okla. State	75-73-71—219
T6. Illinois	295-296-282—873	T53. Tanner Kesterson, Okla. State	78-74-75—227

(Texas Tech 879, Baylor 880, Florida State 881, Indiana 883, SMU 887, Clemson 898, Florida 905, Northwestern 906)

JACK NICKLAUS INVITATIONAL

OSU SCARLET COURSE • COLUMBUS, OHIO • PAR 71, 7,455 YARDS, SEPT. 29-30

1. California	281-280-281—842	1. Brandon Hagy, California	71-67-69—207
2. Oklahoma	291-282-288—861	T4. Ian Davis, Okla. State	68-71-71—210
3. OKLAHOMA STATE	292-285-286—863	T4. Wyndham Clark, Okla. State	75-69-66—210
T4. Kent State	293-298-286—877	T16. Jordan Niebrugge, Okla. State	73-71-75—219
T4. Purdue	281-305-291—877	T27. Zachary Olsen, Okla. State	76-74-74—224
6. Mississippi State	300-292-299—891	T37. Tabor Gooch, Okla. State	76-76-75—227

(East Tennessee State 895, Ohio State 899, Eastern Michigan 904, Long Beach State 907, Ball State 916, North Carolina 918)

U.S. COLLEGIATE CHAMPIONSHIP

THE GOLF CLUB OF GEORGIA • ALPHARETTA, GA. • PAR 72, 7,017 YARDS, OCT. 18-20

1. OKLAHOMA STATE	284-281-284—849	1. Ollie Schneiderjans, Georgia Tech	66-69-71—206
2. Georgia Tech	279-287-284—850	T4. Ian Davis, Okla. State	71-69-72—212
3. Wake Forest	286-288-288—862	T4. Wyndham Clark, Okla. State	75-69-66—210
4. Virginia	285-290-288—863	T10. Jordan Niebrugge, Okla. State	69-70-74—213
T5. Texas A&M	285-292-287—864	T18. Tabor Gooch, Okla. State	72-72-71—215
T5. UCLA	286-287-291—864	T23. Zachary Olsen, Okla. State	72-71-73—216

(Iowa 866, Stanford 866, Southern California 869, Washington 874, Auburn 878, East Tennessee State 878, Kent State 881, Duke 886, Clemson 888)



ALL-TIME RESULTS

ROYAL OAKS INTERCOLLEGIATE

ROYAL OAKS COUNTRY CLUB • DALLAS, TEXAS • PAR 71, 7,068 YARDS, OCT. 28-29

1. OKLAHOMA STATE	340-349-340—1,029	1. Kevin Dougherty, Okla. State	63-68-71—202
2. Stanford	349-346-350—1,045	T2. Wyndham Clark, Okla. State	66-72-65—203
3. Baylor	345-353-350—1,048	4. Ian Davis, Okla. State	69-68-67—204
4. New Mexico	354-342-353—1,049	T5. Tabor Gooch, Okla. State	69-69-67—205
5. SMU	348-351-352—1,051	T37. Zachary Olsen, Okla. State	73-72-70—215
T6. Oklahoma	355-351-352—1,058	T53. Jordan Niebrugge, Okla. State	73-72-74—219
T6. Iowa	359-344-355—1,058		

(Texas A&M 1,060, Ohio State 1,073, UT Arlington 1,081, GRU Augusta 1,092, Sam Houston State 1,129)

SPRING 2014

AMERARI INVITATIONAL

WAIKOLOA KINGS' COURSE • WAIKOLOA, HAWAII • PAR 71, 7,074 YARDS, FEB. 6-8

1. OKLAHOMA STATE	271-277-271—819	1. Jordan Niebrugge, Okla. State	67-68-65—200
2. Washington	280-272-279—831	T5. Wyndham Clark, Okla. State	66-69-69—204
T3. Oregon	276-274-285—835	T16. Tabor Gooch, Okla. State	72-66-69—207
T3. TCU	272-284-279—835	T20. Ian Davis, Okla. State	66-74-68—208
T3. Southern California	273-280-282—835	T84. Kevin Dougherty, Okla. State	72-74-73—219

(Auburn 836, Texas 837, Georgia Tech 837, Stanford 837, UCLA 837, Arizona State 838, Texas Tech 838, Colorado 846, Oregon State 854, Hawaii-Hilo 857, Hawaii 864, San Jose State 864, Osaka Gakuin 864, UC Davis 868, CSU-Monterey Bay 871)

JOHN HAYT COLLEGIATE INVITATIONAL

SAWGRASS COUNTRY CLUB • PONTE VEDRA BEACH, FLA. • PAR 72, 6,966 YARDS, FEB. 23-25

1. OKLAHOMA STATE	282-281-282—845	1. Greg Eason, UCF	71-65-69—205
2. UCF	287-279-289—855	T3. Zachary Olsen, Okla. State	69-73-69—211
3. UAB	290-280-289—859	5. Tabor Gooch, Okla. State	71-71-70—212
4. North Texas	299-278-293—870	T6. Wyndham Clark, Okla. State	70-73-70—213
5. Troy	300-290-288—878	T8. Jordan Niebrugge, Okla. State	72-69-73—214
6. GRU Augusta	296-286-297—879	T27. Ian Davis, Okla. State	77-68-74—219
7. Tennessee	300-293-291—884	T69. Kevin Dougherty, Okla. State*	77-77-77—231

(North Florida 884, Tulsa 885, Coastal Carolina 887, Louisville 889, Liberty 890, Jacksonville 897, Furman 906, UNCW 911)

SOUTHERN HIGHLANDS COLLEGIATE MASTERS

SOUTHERN HIGHLANDS GC • LAS VEGAS, NEV. • PAR 72, 7,374 YARDS, MARCH 7-9

1. UNLV	289-303-294—886	1. Patrick Rodgers, Stanford	74-69-74—217
T2. OKLAHOMA STATE	293-308-287—888	T2. Wyndham Clark, Okla. State	70-79-70—219
T2. Stanford	297-297-294—888	T8. Jordan Niebrugge, Okla. State	72-77-71—220
T4. Alabama	299-299-299—897	T26. Zachary Olsen, Okla. State	75-81-70—226
T4. UCLA	299-299-299—897	T42. Kevin Dougherty, Okla. State*	78-78-73—229
6. Georgia	310-301-289—900	T42. Ian Davis, Okla. State	78-74-77—229
7. Texas	308-307-286—901	T48. Tabor Gooch, Okla. State	76-78-76—230

(California 903, Oklahoma 904, New Mexico 905, TCU 907, Georgia Tech 917, Texas A&M 918, Arizona State 920, Texas Tech 921)

NATIONAL INVITATIONAL TOURNAMENT

OMNI TUCSON NATIONAL • TUCSON, ARIZ. • PAR 72, 7,200 YARDS, MARCH 14-16

1. California	268-281-282—831	1. Joel Stalter, California	68-71-66—205
T2. OKLAHOMA STATE	282-288-276—846	T2. Wyndham Clark, Okla. State	68-72-68—208
T2. SMU	290-275-281—846	T8. Tabor Gooch, Okla. State	72-69-70—211
T4. San Diego State	284-284-283—851	T10. Zachary Olsen, Okla. State	70-73-69—212
6. New Mexico	288-279-286—853	T28. Jordan Niebrugge, Okla. State	72-75-69—216
7. Arizona	281-290-291—862	T39. Kevin Dougherty, Okla. State*	72-77-69—218
8. TCU	299-286-283—868	T46. Ian Davis, Okla. State	74-74-72—220

(Texas A&M 869, San Diego 872, Marquette 874, New Mexico State 876, Texas-El Paso 889, Wyoming 916)

VALSPAR COLLEGIATE INVITATIONAL

THE FLORIDIAN • PALM CITY, FLA. • PAR 72, 7,114 YARDS, MARCH 24-25

1. Georgia Tech	274-280-283—837	1. Ollie Schneiderjans, Georgia Tech	67-67-67—201
2. OKLAHOMA STATE	273-281-291—845	T10. Tabor Gooch, Okla. State	69-72-69—210
3. Texas A&M	277-285-284—846	T10. Kevin Dougherty, Okla. State	70-66-74—212
4. LSU	278-278-291—847	T24. Jordan Niebrugge, Okla. State	65-73-75—213
5. Arkansas	283-286-279—848	T30. Wyndham Clark, Okla. State	69-73-73—215
T5. SMU	275-282-291—848	T42. Ian Davis, Okla. State	71-70-77—218

(Florida State 851, Houston 851, Illinois 854, Tennessee 857, UCLA 858, South Florida 864, Kent State 865, Florida 868, Lamar 898)

AGGIE INVITATIONAL

TRADITIONS GOLF CLUB • BRYAN, TEXAS • PAR 72, 7,146 YARDS, APRIL 5-6

T1. LSU	298-293-308—899	1. Brandon Hagy, California	71-70-71—212
T1. Texas A&M	297-295-307—899	T6. Wyndham Clark, Okla. State	74-73-75—222
3. Texas Tech	302-295-306—903	T10. Tabor Gooch, Okla. State	74-75-75—224
T4. California	302-302-302—906	T10. Ian Davis, Okla. State*	73-72-79—224
T4. OKLAHOMA STATE	300-298-308—906	T30. Jordan Niebrugge, Okla. State	75-81-75—231
6. Arkansas	305-301-301—907	T41. Kevin Dougherty, Okla. State	77-75-83—235
		T48. Zachary Olsen, Okla. State	79-75-83—237

(Kent State 910, San Diego State 910, New Mexico State 926, Michigan 926, North Texas 938, Pacific 948)

BIG 12 CHAMPIONSHIP

WHISPERING PINES GOLF CLUB • TRINITY, TEXAS • PAR 72, 7,473 YARDS, APRIL 25-27

1. Texas	287-285-295-291—1158	1. Julien Brun, TCU	74-71-66-66—277
2. Texas Tech	286-291-289-295—1161	T3. Tabor Gooch, Okla. State	74-76-71-67—288
3. OKLAHOMA STATE	295-299-293-277—1164	T9. Jordan Niebrugge, Okla. State	74-78-73-68—293
4. Iowa State	292-300-291-284—1167	T9. Zachary Olsen, Okla. State	73-73-75-72—293
5. TCU	299-293-295-283—1170	T19. Ian Davis, Okla. State	74-72-77-73—296
6. Baylor	293-306-292-293—1184	T25. Wyndham Clark, Okla. State	75-80-74-70—299

(Oklahoma 1192, Kansas 1210, Kansas State 1231)

NCAA COLUMBIA REGIONAL

THE CLUB AT OLD HAWTHORNE • COLUMBIA, MISSOURI • PAR 72, 7,141 YARDS, MAY 15-17

1. OKLAHOMA STATE	272-287-272—831	1. Emilio Cuartero, Missouri	70-70-65—205
2. Arkansas	289-270-277—836	T2. Tabor Gooch, Okla. State	67-73-66—206
3. Missouri	281-280-276—837	T2. Jordan Niebrugge, Okla. State	65-73-68—206
T4. LSU	289-286-274—849	T11. Wyndham Clark, Okla. State	70-70-70—210
T4. Iowa State	293-286-270—849	T17. Ian Davis, Okla. State	70-74-68—212
6. Arizona State	291-285-282—858	T38. Zachary Olsen, Okla. State	77-71-71—219

(Virginia 864, San Diego State 866, Iowa 869, Denver 884, Middle Tennessee State 885, Ohio State 887, Loyola (Md.) 888, Bryant 928)

NCAA CHAMPIONSHIP

PRAIRIE DUNES COUNTRY CLUB • HUTCHINSON, KANSAS • PAR 70, 6,941 YARDS, MAY 23-28

1. Stanford	281-267-279—827	1. Cameron Wilson, Stanford	71-63-70—204
T2. Alabama	274-278-284—836	T35. Ian Davis, Okla. State	69-74-68—206
T2. LSU	279-278-279—836	T42. Wyndham Clark, Okla. State	70-68-74—212
4. OKLAHOMA STATE	277-279-284—840	T42. Jordan Niebrugge, Okla. State	72-71-69—212
5. Georgia Tech	277-282-282—841	T49. Tabor Gooch, Okla. State	69-67-77—213
6. UCLA	279-284-281—844	T69. Zachary Olsen, Okla. State	69-73-73—215

(SMU 845, Illinois 845, South Carolina 846, Houston 848, California 850, Georgia 850, Texas 851, Oregon 852, Washington 853, Vanderbilt 854, Oklahoma 854, Arkansas 857, Kentucky 857, Missouri 859, UAB 862, Georgia State 863, Auburn 866, Florida State 870, Iowa State 871, Kennesaw State 872, Purdue 873, Virginia Tech 876, Texas A&M 881, Southern California 889)

MATCH PLAY

QUARTERFINAL RESULTS

Stanford (1) def. Illinois, 3-2

Alabama (2) def. SMU (7), 3-2

LSU (3) def. UCLA (6), 4-1

Oklahoma State (4) def. Georgia Tech (5), 4-0-1

Tabor Gooch def. Richy Werenski, 2 and 1

Zachary Olsen def. Bo Andrews, 1-up

Wyndham Clark def. Anders Albertson, 1-up

Ian Davis vs. Ollie Schneiderjans, halved

Jordan Niebrugge def. Seth Reeves, 2 and 1



2014 John Hayt Collegiate Champions



ALL-TIME RESULTS

SEMIFINAL RESULTS

Alabama (2) def. LSU (3), 4-1

Oklahoma State (4) def. Stanford (1), 3-2

Talor Gooch def. Maverick McNealy, 21 holes
Cameron Wilson def. Ian Davis, 4 and 2
Wyndham Clark def. Viraat Badhwar, 1-up
Zachary Olsen def. David Boote, 3 and 2
Patrick Rodgers def. Jordan Niebrugge, 2 and 1

CHAMPIONSHIP RESULT

Alabama (2) def. Oklahoma State (4), 4-1

Bobby Wyatt def. Talor Gooch, 3 and 2
Robby Shelton def. Zachary Olsen, 1-up
Wyndham Clark def. Tom Lovelady, 3 and 1
Trey Mullinax def. Ian Davis, 2 and 1
Cory Whitsett def. Jordan Niebrugge, 2 and 1

FALL 2014

THE CARMEL CUP

PEBBLE BEACH GOLF LINKS • PEBBLE BEACH, CALIF. • PAR 72, 7,040 YARDS, AUG. 29-31

1. Georgia	352-358-353—1063	1. Hunter Stewart, Vanderbilt	67-70-68—205
2. Vanderbilt	364-353-351—1068	T24. Wyndham Clark, Okla. State	71-74-72—217
3. TCU	361-350-363—1074	T24. Sam Stevens, Okla. State	73-71-73—217
T4. Texas Tech	355-356-364—1075	28. Brendon Jelley, Okla. State	75-72-73—220
T4. Oklahoma	359-363-353—1075	T33. Zachary Olsen, Okla. State	71-77-74—222
6. South Carolina	362-352-365—1079	T44. Stratton Nolen, Okla. State	72-79-74—225
7. Arkansas	361-359-368—1088		
8. OKLAHOMA STATE	362-373-366—1101		

OLYMPIA FIELDS/FIGHTING ILLINI INVITATIONAL

OLYMPIA FIELDS COUNTRY CLUB • OLYMPIA FIELDS, ILL. • PAR 70, 7,142 YARDS, SEPT. 12-14

1. Illinois	294-290-277—861	T1. Dylan Meyer, Illinois	72-70-71—213
2. Florida State	293-296-283—872	T1. Maverick McNealy, Stanford	71-71-71—213
3. Baylor	297-279-300—876	T15. Wyndham Clark, Okla. State	69-75-75—219
4. Stanford	294-299-289—882	T23. Sam Stevens, Okla. State	75-77-70—222
5. OKLAHOMA STATE	295-296-294—885	T25. Zachary Olsen, Okla. State	74-75-74—223
6. Texas	308-288-296—892	T30. Stratton Nolen, Okla. State	77-72-75—224
7. Colorado	304-289-300—893	T49. Brendon Jelley, Okla. State	79-74-76—229

(Virginia Tech 895, Alabama 897, Oklahoma 898, Texas A&M 900, Michigan 903, Arkansas 905, Connecticut 909, Indiana 922)

U.S. COLLEGIATE CHAMPIONSHIP

THE GOLF CLUB OF GEORGIA • ALPHARETTA, GA. • PAR 72, 7,017 YARDS, OCT. 17-19

1. Texas	278-288-277—843	1. Derek Bard, Virginia	66-71-64—201
2. Virginia	272-295-277—844	T11. Kristoffer Ventura, Okla. State	68-70-74—212
3. LSU	296-279-282—857	T25. Wyndham Clark, Okla. State	76-69-72—217
4. Wake Forest	288-284-286—858	T62. Zachary Olsen, Okla. State	74-75-76—225
5. UCLA	287-294-279—860	T71. Brendon Jelley, Okla. State	72-77-82—231
14. OKLAHOMA STATE	290-286-304—880	73. Jordan Niebrugge, Okla. State	77-72-83—232

(Auburn 861, Georgia Tech 862, Washington 862, Texas A&M 863, Clemson 868, Iowa 869, East Tennessee State 875, Stanford 876, Kent State 892)

ROYAL OAKS INTERCOLLEGIATE

ROYAL OAKS COUNTRY CLUB • DALLAS, TEXAS • PAR 71, 7,068 YARDS, OCT. 27-28

1. OKLAHOMA STATE	356-368-356—1080	1. Mikkel Bjorch-Andresen, Baylor	66-70-71—207
2. Baylor	356-370-355—1081	3. Jordan Niebrugge, Okla. State	68-77-64—209
3. Oklahoma	366-364-354—1084	T13. Sam Stevens, Okla. State	74-71-72—217
4. Houston	367-371-358—1096	15. Kristoffer Ventura, Okla. State	72-72-74—218
5. New Mexico	367-369-363—1099	T16. Brendon Jelley, Okla. State	72-73-74—219
6. Iowa	377-370-360—1107	T28. Wyndham Clark, Okla. State	70-79-74—223
7. Texas Tech	370-369-369—1108	T40. Zachary Olsen, Okla. State	78-75-72—225

(UT Arlington 1115, SMU 1122, Michigan 1124, Minnesota 1132, Duke 1135)

SPRING 2015

AMERARI INVITATIONAL

WAIKOLOA KINGS' COURSE • WAIKOLOA, HAWAII • PAR 72, 7,074 YARDS, FEB. 5-7

1. Arizona State	277-278-271—826	1. Cheng-Tsung Pan, Washington	65-65-69—199
2. Washington	277-278-282—828	T5. Kristoffer Ventura, Okla. State	68-69-67—204
T3. Southern California	276-273-280—829	T11. Jordan Niebrugge, Okla. State	71-69-66—206
T3. Oregon	280-277-272—829	T32. Tanner Kesterson, Okla. State	70-71-70—211
5. TCU	282-282-268—832	T43. Zachary Olsen, Okla. State	70-73-70—213
T6. OKLAHOMA STATE	282-279-272—833	T43. Sam Stevens, Okla. State	73-71-69—213
T6. Texas Tech	280-287-266—833	T73. Brendon Jelley, Okla. State	75-70-74—219

(Auburn 836, Texas 836, UCLA 841, Stanford 841, Colorado 846, UC Davis 854, Oregon State 859, San Jose State 875, Hawaii 879, Osaka Gakuin 885, Hawaii-Hilo 890)

THE PRESTIGE AT PGA WEST

NICKLAUS TOURNAMENT COURSE • LA QUINTA, CALIF. • PAR 72, 7,204 YARDS, FEB. 16-18

1. Arizona State	279-274-280—833	1. Maverick McNealy, Stanford	68-69-64—201
2. Stanford	288-281-268—837	T7. Jordan Niebrugge, Okla. State	69-68-70—207
3. San Diego State	284-280-277—841	9. Kristoffer Ventura, Okla. State	68-69-71—208
T4. LSU	284-286-273—843	T14. Zachary Olsen, Okla. State	67-71-72—210
T4. OKLAHOMA STATE	280-275-288—843	T37. Wyndham Clark, Okla. State	77-67-75—219
6. Texas Tech	284-283-279—846	T48. Tanner Kesterson, Okla. State*	77-73-72—222
7. Stirling	276-283-289—848	T74. Sam Stevens, Okla. State	76-73-81—230

(Southern California 849, UCLA 859, Washington 864, UC Davis 882, Pepperdine 885, Oregon 886, Gonzaga 888)

JOHN HAYT COLLEGIATE INVITATIONAL

SAWGRASS COUNTRY CLUB • PONTE VEDRA BEACH, FLA. • PAR 72, 6,976 YARDS, FEB. 27-MARCH 1

1. Texas	301-280-291—872	1. Beau Hossler, Texas	76-66-70—212
2. North Florida	296-288-294—878	T4. Zachary Olsen, Okla. State	75-74-70—219
3. OKLAHOMA STATE	297-298-288—883	T7. Jordan Niebrugge, Okla. State	74-73-73—220
4. UCLA	300-295-290—885	T15. Brendon Jelley, Okla. State*	78-70-74—222
5. Alabama	300-302-291—893	T15. Wyndham Clark, Okla. State	74-75-73—222
6. UAB	314-298-290—902	T23. Kristoffer Ventura, Okla. State	76-76-72—224
7. Duke	313-302-289—904	T75. Tanner Kesterson, Okla. State	74-78-89—241
8. Tennessee	305-300-302—907	T77. Sam Stevens, Okla. State*	81-78-83—242

(Jacksonville 911, Louisville 913, North Texas 914, Coastal Carolina 923, Furman 924, UCF 925, East Carolina 938)

SOUTHERN HIGHLANDS COLLEGIATE MASTERS

SOUTHERN HIGHLANDS GOLF CLUB • LAS VEGAS, NEVADA • PAR 72, 7,374 YARDS, MARCH 9-11

1. Texas	276-284-278—838	1. Robby Shelton, Alabama	67-69-65—201
2. Oklahoma	281-290-277—848	T11. Kristoffer Ventura, Okla. State	69-70-74—213
T3. OKLAHOMA STATE	280-278-297—855	T23. Wyndham Clark, Okla. State	68-69-78—215
T3. Arizona State	286-289-280—855	T30. Zachary Olsen, Okla. State	70-76-70—216
5. UCLA	294-284-279—857	T43. Brendon Jelley, Okla. State	74-67-78—219
6. Illinois	283-289-286—858	T48. Jordan Niebrugge, Okla. State	73-72-75—220

(Texas Tech 861, California 861, Southern California 867, UNLV 868, SMU 868, TCU 876, Texas A&M 881, Alabama 882, Georgia 883)

VALSPAR COLLEGIATE

FLORIDIAN GOLF CLUB • PALM CITY, FLA. • PAR 71, 7,076 YARDS, MARCH 23-24

1. Florida State	278-276-281—835	1. Greg Yates, Texas A&M	67-67-67—201
2. LSU	273-280-287—840	T11. Jordan Niebrugge, Okla. State	73-69-69—211
3. South Carolina	285-279-277—841	T20. Brendon Jelley, Okla. State	70-75-68—213
4. South Florida	281-287-287—855	T27. Zachary Olsen, Okla. State	73-70-73—216
5. Texas A&M	290-289-277—856	T32. Kristoffer Ventura, Okla. State	74-73-71—218
6. OKLAHOMA STATE	290-287-281—858	72. Wyndham Clark, Okla. State	77-79-81—237

(Illinois 865, UCLA 867, Houston 868, Georgia Tech 873, Tennessee 879, Kent State 879, Memphis 885)

AUGUSTA INVITATIONAL

FOREST HILLS GOLF CLUB • AUGUSTA, GA. • PAR 72, 7,161 YARDS, APRIL 4-5

1. New Mexico	277-281-280—838	1. Lee McCoy, Georgia	68-68-64—200
2. Illinois	275-284-282—841	T20. Jordan Niebrugge, Okla. State	75-69-69—213
3. Georgia	287-277-278—842	T25. Kristoffer Ventura, Okla. State	73-74-67—214
4. Texas	279-285-280—844	T25. Brendon Jelley, Okla. State	71-71-72—214
5. Houston	283-284-280—847	T33. Zachary Olsen, Okla. State	72-71-72—215
8. OKLAHOMA STATE	291-285-277—853	50. Stratton Nolen, Okla. State	76-74-69—219

(GRU Augusta 848, Virginia Tech 852, Tennessee 860, Clemson 867, Purdue 869, UCF 869, Coastal Carolina 879, South Carolina-Aiken 880, Middle Tennessee State 896)



2014 NCAA Columbia Regional Champions



ALL-TIME RESULTS

BIG 12 CHAMPIONSHIP

SOUTHERN HILLS COUNTRY CLUB • TULSA, OKLA. • PAR 70, 7,151 YARDS, APRIL 27-29

1. Texas	287-280-282-281—1,130	1. Scottie Scheffler, Texas	72-67-68-73—280
2. Texas Tech	292-293-284-285—1,154	T5. Jordan Niebrugge, Okla. State	76-73-70-69—288
3. TCU	292-298-287-290—1,167	T16. Zachary Olsen, Okla. State	75-71-73-74—293
4. Iowa State	298-285-297-291—1,171	T24. Brendon Jelley, Okla. State	77-73-76-72—298
5. OKLAHOMA STATE	301-293-292-286—1,172	T32. Kristoffer Ventura, Okla. State	82-76-73-71—302
6. Oklahoma	297-291-295-295—1,178	35. Tanner Kesterson, Okla. State	73-79-76-76—304

(Baylor 1,183, Kansas 1,191, Kansas State 1,209)

NCAA NEW HAVEN REGIONAL

THE COURSE AT YALE • NEW HAVEN, CONN. • PAR 70, 6,803 YARDS, MAY 15-17

1. South Florida	281-276-269—826	1. Jordan Niebrugge, Okla. State	72-62-69—203
2. San Diego State	284-283-273—840	T25. Zachary Olsen, Okla. State	70-74-69—213
3. OKLAHOMA STATE	286-284-272—842	T32. Brendon Jelley, Okla. State	75-74-65—214
4. Vanderbilt	285-282-277—844	T34. Wyndham Clark, Okla. State	72-74-69—215
5. LSU	294-287-268—849	T42. Kristoffer Ventura, Okla. State	72-76-69—217

(Iowa 850, North Carolina State 850, Ohio State 852, North Texas 855, Troy 856, Arkansas 871, College of Charleston 873, Robert Morris 879, St. Peter's 907)

NCAA CHAMPIONSHIP

CONCESSION GOLF CLUB • BRADENTON, FLA. • PAR 72, 7,483 YARDS, MAY 29-JUNE 3

1. Illinois	286-291-296-282—1155	1. Bryson Dechambeau, SMU	70-67-72-71—280
2. Vanderbilt	301-284-287—1157	T16. Zachary Olsen, Okla. State	71-71-75-72—289
3. Georgia	288-293-286-291—1158	T71. Jordan Niebrugge, Okla. State	75-75-75—225
3. Texas	294-300-280-284—1158	T84. Kristoffer Ventura, Okla. State	76-74-77—227
5. Southern California	289-285-296-291—1161	T113. Brendon Jelley, Okla. State	76-74-82—235
6. South Florida	294-291-292-291—1168	T145. Wyndham Clark, Okla. State	82-79-77—238

(LSU 1169, UCLA 1172, Georgia Tech 1175, TCU 1179, Florida State 1181, Auburn 1183, South Carolina 1187, SMU 1192, San Diego State 1193, Washington 890, Texas Tech 891, Virginia 893, OKLAHOMA STATE 896, UAB 896, Stanford 899, Charlotte 901, Oregon 902, Arizona State 903, Duke 903, UNLV 906, Houston 906, Florida 910, Oklahoma 910, Clemson 915)

QUARTERFINALS

LSU (7) def. Vanderbilt (2), 3-1-1

Georgia (3) def. USC (6), 4-1-0

Illinois (1) def. UCLA (8), 3-2-0

USC (5) def. Texas (4), 3-0-2

SEMIFINALS

LSU def. Georgia, 3-1-1

USC def. Illinois, 3-1-1

CHAMPIONSHIP

LSU def. USC, 4-1

FALL 2015

THE CARMEL CUP

PEBBLE BEACH GOLF LINKS • PEBBLE BEACH, CALIF. • PAR 72, 6,828 YARDS, SEPT. 4-6

1. OKLAHOMA STATE	361-351-363—1,075	T1. Greyson Sigg, Georgia	75-69-70—214
2. Georgia	361-360-360—1,081	T4. Sam Stevens, Okla. State	72-71-72—215
3. Vanderbilt	357-364-361—1,082	T4. Nick Heinen, Okla. State	71-71-73—215
4. Oklahoma	364-359-365—1,088	T7. Zachary Olsen, Okla. State	72-69-75—216
5. Texas Tech	377-352-370—1,099	T16. Zach Bauchou, Okla. State	79-69-70—218
6. TCU	377-362-367—1,106	T16. Kristoffer Ventura, Okla. State	73-71-74—218
7. Arkansas	357-373-377—1,107	T27. Wyndham Clark, Okla. State	73-74-74—221
7. Ohio State	372-364-371—1,107		

OLYMPIA FIELDS/FIGHTING ILLINI INVITATIONAL

OLYMPIA FIELDS COUNTRY CLUB • OLYMPIA FIELDS, ILL. • PAR 70, 7,353 YARDS, SEPT. 18-20

1. Florida State	273-294-279—846	1. Maverick McNealy, Stanford	67-65-71—203
2. OKLAHOMA STATE	282-285-282—849	T6. Wyndham Clark, Okla. State	73-71-65—209
3. Arizona State	285-288-282—855	T13. Jordan Niebrugge, Okla. State	71-71-71—213
4. Stanford	281-284-291—856	T16. Sam Stevens, Okla. State	69-73-72—214
5. Illinois	282-288-288—858	T31. Kristoffer Ventura, Okla. State	73-70-76—219
6. Texas A&M	289-287-288—864	T31. Nick Heinen, Okla. State	69-76-74—219
6. Alabama	293-287-284—864		

(Texas 868, GRU Augusta 877, Arkansas 877, Northwestern 879, Baylor 880, Indiana 880, UNLV 885, Texas Tech 886)

ERIN HILLS INTERCOLLEGIATE

ERIN HILLS GOLF COURSE • ERIN HILLS, WIS. • PAR 72, 7,236 YARDS, OCT. 4-6

1. SMU	280-288-283—851	1. Jonathan Garrick, UCLA	68-69-69—206
2. OKLAHOMA STATE	282-290-281—853	T2. Wyndham Clark, Okla. State	72-68-68—208
3. UCLA	289-286-282—857	T4. Jordan Niebrugge, Okla. State	69-71-71—211
4. Mississippi	296-282-290—868	T4. Stratton Nolen, Okla. State*	71-71-69—211
5. Marquette	290-296-290—876	T17. Kristoffer Ventura, Okla. State	69-74-74—217
6. Wisconsin	296-288-298—882	T24. Brendon Jelley, Okla. State	72-77-71—220
7. New Mexico	299-286-298—883	34. Sam Stevens, Okla. State	76-77-71—224
8. Miami (OH)	290-298-300—888		

(Northern Illinois 894, Colorado State 897, St. John's 930)

U.S. COLLEGIATE CHAMPIONSHIP

THE GOLF CLUB OF GEORGIA • ALPHARETTA, GA. • PAR 72, 7,017 YARDS, OCT. 16-18

1. Auburn	285-285-285—855	1. Derek Bard, Maverick McNealy	210
1. Wake Forest	284-285-286—855	1. Will Long, Cameron Young	210
3. Clemson	286-293-280—859	T34. Brendon Jelley, Okla. State	74-74-72—220
4. Florida State	282-290-288—860	T41. Stratton Nolen, Okla. State	72-72-78—222
5. Georgia Tech	286-299-282—867	T46. Jordan Niebrugge, Okla. State	75-74-74—223
6. Texas	292-292-285—869	T69. Hayden Wood, Okla. State	78-79-71—228
6. Stanford	290-289-290—869	T69. Zachary Olsen, Okla. State*	79-71-78—228
13. OKLAHOMA STATE	298-292-295—885	T76. Wyndham Clark, Okla. State	77-72-80—229

(Southern California 871, Oklahoma 874, Virginia 876, LSU 878, East Tennessee State 882, UCLA 888, Mississippi 895, Kent State 898, Iowa 908)

SPRING 2016

AMER ARI INVITATIONAL

WAIKOLOA KINGS COURSE • KONA, HAWAII. • PAR 72, 7,024 YARDS, FEB. 4-6

1. Southern California	278-275-282—835	1. Aaron Wise, Oregon	69-67-64—200
2. UCLA	279-272-286—837	4. Zachary Olsen, Okla. State	69-67-69—205
T3. Arizona State	290-271-281—842	T20. Jordan Niebrugge, Okla. State	68-72-72—212
T3. Oregon	282-279-281—842	T20. Brendon Jelley, Okla. State	74-71-67—212
5. OKLAHOMA STATE	282-283-280—845	T62. Nick Heinen, Okla. State	71-73-75—219
6. Stanford	278-284-284—846	T68. Wyndham Clark, Okla. State*	73-70-77—220
7. Oregon State	286-272-290—848	T83. Sam Stevens, Okla. State	78-73-72—223
8. TCU	286-283-282—851	T83. Hayden Wood, Okla. State*	79-72-72—223

(Texas Tech 860, Auburn 861, Colorado 864, Georgia Tech 865, San Jose State 867, Hawaii 867, Osak Gakuin 876, Hawaii-Hilo 883, Pacific 883, UC Davis 891, Cal State Monterey Bay 896)

JOHN HAYT COLLEGIATE INVITATIONAL

SAWGRASS COUNTRY CLUB • PONTE VEDRA BEACH, FLA. • PAR 72, 6,966 YARDS, FEB. 26-28

1. OKLAHOMA STATE	300-281-277—858	1. Brendon Jelley, Okla. State	70-68-69—207
2. North Florida	293-292-282—867	5. Jordan Niebrugge, Okla. State	77-72-66—215
3. Jacksonville	299-294-288—881	T8. Zach Bauchou, Okla. State*	71-76-71—218
4. Tennessee	305-288-290—883	11. Wyndham Clark, Okla. State	78-70-71—219
5. East Carolina	310-289-290—889	T12. Zachary Olsen, Okla. State	75-74-71—220
6. UAB	307-289-294—890	T12. Nick Heinen, Okla. State	78-71-71—220
7. Louisville	301-299-291—891	T30. Kristoffer Ventura, Okla. State*	77-75-72—224

(UCLA 894, Liberty 897, North Texas 897, Army 898, Tulsa 908, Furman, 915, Coastal Carolina 918, UCF 927)

SOUTHERN HIGHLANDS COLLEGIATE

SOUTHERN HIGHLANDS GOLF CLUB • LAS VEGAS, NEV. • PAR 72, 7,374 YARDS, MARCH 7-9

1. Southern California	292-280-297—869	1. Sam Horsfield, Florida	69-70-70—209
2. Florida	295-286-292—873	T19. Brendon Jelley, Okla. State	75-72-74—221
3. Oklahoma	303-283-293—879	T19. Jordan Niebrugge, Okla. State	73-73-75—221
T4. Arizona State	291-288-303—882	T38. Zach Bauchou, Okla. State	76-75-73—224
4. Texas	297-284-301—882	T38. Wyndham Clark, Okla. State	72-74-78—224
6. Texas Tech	297-294-294—885	T61. Zachary Olsen, Okla. State	72-76-83—231
7. OKLAHOMA STATE	292-294-300—886		

(Illinois 887, SMU 887, Oregon 888, California 889, UNLV 891, Alabama 894, TCU 897, UCLA 924)

VALSPAR COLLEGIATE

FLORIDIAN GOLF CLUB • PALM CITY, FLA. • PAR 71, 6,999 YARDS, MARCH 21-22

1. Texas	283-287-285—855	1. Zach Wright, LSU	69-72-70—211
2. LSU	286-295-279—860	T12. Kristoffer Ventura, Okla. State	73-74-69—216
T3. Texas A&M	294-290-287—871	T12. Wyndham Clark, Okla. State	75-72-69—216
T3. OKLAHOMA STATE	295-288-288—871	T20. Jordan Niebrugge, Okla. State	72-68-78—218
5. South Carolina	294-298-282—874	T31. Brendon Jelley, Okla. State	75-74-72—221
T5. Illinois	295-295-284—874	T81. Hayden Wood, Okla. State	81-77-84—242

(Houston 878, South Florida 880, Arkansas 881, Clemson 881, Florida State 882, Kent State 890, Memphis 900, Georgia Tech 906, Florida 909)

AGGIE INVITATIONAL

TRADITIONS GOLF CLUB • BRYAN, TEXAS • PAR 72, 7,146 YARDS, APRIL 2-3

1. OKLAHOMA STATE	283-292-289—864	T1. Kristoffer Ventura, Okla. State	69-72-71—212
2. LSU	287-298-281—866	T12. Jordan Niebrugge, Okla. State	74-73-71—218
3. Arkansas	294-293-288—875	T12. Wyndham Clark, Okla. State	69-76-73—218
4. North Texas	291-289-296—876	T26. Nick Heinen, Okla. State	71-75-78—224
5. Baylor	293-296-291—880	T32. Brendon Jelley, Okla. State	79-72-74—225

(Kent State 884, Ohio State 884, Michigan 887, Texas A&M 888, Oklahoma 896, Texas Tech 912, UC Riverside 915, Charlotte 918, UTSA 924, New Mexico State 943)

THE MAXWELL

DORNICK HILLS GOLF AND COUNTRY CLUB • ARDMORE, OKLA. • PAR 70, 6,586 YARDS, APRIL 16-17

1. Texas	277-270—547	T4. Stratton Nolen, Okla. State*	66-71—137
2. Baylor	276-276—552	T7. Kristoffer Ventura, Okla. State	68-70—138
T3. New Mexico	278-276—554	T12. Wyndham Clark, Okla. State	68-71—139
T3. OKLAHOMA STATE	277-277—554	T16. Jordan Niebrugge, Okla. State	70-70—140
5. Memphis	278-279—557	T16. Brendon Jelley, Okla. State	74-66—140
- OKLAHOMA STATE *	277-281—558	T16. Hayden Wood, Okla. State*	72-68—140
6. Oklahoma	280-283—563	T22. Zachary Olsen, Okla. State*	69-72—141
7. Houston	288-285—573	T26. Sam Stevens, Okla. State*	72-70—142
8. Augusta	291-285—576	T28. Nick Heinen, Okla. State*	70-73—143
9. East Carolina	292-288—580	T49. Zach Bauchou, Okla. State	71-75—146

(Colorado 587, Tulsa 591)



ALL-TIME RESULTS

BIG 12 CHAMPIONSHIP

WHISPERING PINES GOLF CLUB • TRINITY, TEXAS • PAR 72, 7,473 YARDS, APRIL 29-MAY 1

1. Texas	292-293-280-273—1,138	1. Stratton Nolen, Okla. State	71-73-68-70—282
2. OKLAHOMA STATE	292-300-280-292—1,164	T12. Kristoffer Ventura, Okla. State	72-75-71-75—293
3. Texas Tech	298-295-281-291—1,165	15. Jordan Niebrugge, Okla. State	74-74-70-76—294
4. Oklahoma	307-297-281-291—1,176	T19. Brendon Jelley, Okla. State	76-78-71-72—297
5. Baylor	309-300-281-292—1,182	T29. Wyndham Clark, Okla. State	75-78-73-75—301

(Kansas 1,185, Kansas State 1,185, TCU 1,187, Iowa State 1,196, West Virginia 1,205)

NCAA STILLWATER REGIONAL

KARSTEN CREEK • STILLWATER, OKLAHOMA • PAR 72, 7,413 YARDS, MAY 16-18

1. OKLAHOMA STATE	285-291-295—871	1. Kristoffer Ventura, Okla. State	71-72-73—216
2. Oklahoma	292-296-302—890	3. Stratton Nolen, Okla. State	68-73-77—218
3. Clemson	308-301-292—901	5. Jordan Niebrugge, Okla. State	74-71-75—220
4. Louisville	300-311-296—907	T6. Sam Stevens, Okla. State	72-75-74—221
5. Purdue	303-299-308—910	T17. Brendon Jelley, Okla. State	76-77-73—226

(Augusta 912, Northwestern 922, Michigan State 924, McNeese State 924, Duke 924, Tennessee 926, Missouri-Kansas City 930, VCU 939, Alabama State 977)

NCAA CHAMPIONSHIP

EUGENE COUNTRY CLUB • EUGENE, OREGON • PAR 70, 7,014 YARDS, MAY 27-JUNE 1

1. Texas	289-281-277-287—1134	1. Aaron Wise, Oregon	70-70-64-71—275
2. Illinois	290-280-289-276—1135	T17. Jordan Niebrugge, Okla. State	71-76-69-69—285
3. LSU	286-282-283-285—1136	T26. Stratton Nolen, Okla. State	71-71-72-73—287
4. Southern California	283-282-285-287—1137	T51. Kristoffer Ventura, Okla. State	72-70-73-76—291
4. Vanderbilt	283-280-282-292—1137	T60. Brendon Jelley, Okla. State	71-76-73-73—293
6. Oregon	291-277-284-287—1139	T66. Sam Stevens, Okla. State	72-72-71-79—294

(South Carolina 1142, Oklahoma 1144, Arizona State 1148, OKLAHOMA STATE 1150, California 1150, Arkansas 1153, Kentucky 1157, Louisville 1158, Florida 1163 —Missed Cut — TCU 867, Georgia 867, Clemson 867, Houston 868, Florida State 868, Auburn 868, Virginia 869, Wake Forest 871, Alabama 871, San Diego State 872, South Florida 876, Baylor 880, Stanford 884, Purdue 898, UAB 902)

FALL 2016

THE CARMEL CUP

PEBBLE BEACH GOLF LINKS • PEBBLE BEACH, CALIF. • PAR 72, 6,828 YARDS, SEPT. 2-4

1. OKLAHOMA STATE	353-343-344—1,042	T1. Fredrik Nilehn, Texas Tech	68-67-67—202
2. Georgia	352-342-356—1,050	4. Nick Heinen, Okla. State	69-66-70—205
3. Texas Tech	354-346-351—1,051	T5. Sam Stevens, Okla. State	70-69-69—208
4. Vanderbilt	356-347-353—1,056	T14. Viktor Hovland, Okla. State	70-75-66—211
5. Oklahoma	362-345-356—1,063	T14. Hayden Wood, Okla. State	73-68-70—211
6. Arkansas	357-352-359—1,068	T14. Zach Bauchou, Okla. State	73-66-72—211
7. TCU	354-365-358—1,077	T30. Kristoffer Ventura, Okla. State	74-74-69—217
8. Ohio State	366-354-361—1,081		

OLYMPIA FIELDS/FIGHTING ILLINI INVITATIONAL

OLYMPIA FIELDS COUNTRY CLUB • OLYMPIA FIELDS, ILL. • PAR 70, 7,353 YARDS, SEPT. 16-18

1. Illinois	274-280-291—845	1. Cameron Champ, Texas A&M	65-71-69—205
2. OKLAHOMA STATE	287-290-281—858	T4. Zach Bauchou, Okla. State	73-71-66—210
3. Texas A&M	280-295-289—864	T7. Sam Stevens, Okla. State	69-72-70—211
4. North Carolina	294-285-287—866	T22. Hayden Wood, Okla. State	72-76-70—218
5. Florida State	294-286-287—867	T45. Zachary Olsen, Okla. State	77-72-75—224
6. UNLV	298-287-283—868	T58. Nick Heinen, Okla. State	73-75-80—228

(Texas 873, Southern California 874, Purdue 874, Baylor 881, Northwestern 882, Arizona State 882, Alabama 883, Indiana 885, Army 913)

PAINTBRUSH INVITATIONAL

COLORADO GOLF CLUB • PARKER, COLO. • PAR 72, 7,357 YARDS, OCT. 10-11

1. OKLAHOMA STATE	290-278-282—850	1. Peter Mikalsen, Denver	70-64-69—203
2. Colorado	293-283-283—859	2. Kristoffer Ventura, Okla. State*	68-69-69—206
3. Texas Tech	286-285-290—861	T3. Stratton Nolen, Okla. State	74-66-70—210
4. Oregon	282-292-294—868	T7. Hayden Wood, Okla. State*	70-69-73—212
5. New Mexico	288-285-298—871	T12. Viktor Hovland, Okla. State	69-73-72—214
6. Denver	292-291-294—877	T18. Zach Bauchou, Okla. State	74-69-75—218
7. Wyoming	289-293-296—878	T18. Sam Stevens, Okla. State	73-78-67—218
7. Washington State	305-291-282—878	T18. Brendon Jelley, Okla. State	75-70-73—218

(Northern Colorado 885, Iowa 888, Colorado State 896, Oral Roberts 901, South Dakota 914, Loyola Marymount 920, Air Force 922)

GOLF CLUB OF GEORGIA COLLEGIATE

GOLF CLUB OF GEORGIA • ALPHARETTA, GA. • PAR 72, 7,017 YARDS, OCT. 21-23

1. Virginia	289-287-280—856	T1. Jimmy Stanger, Virginia	67-68-72—207
1. Texas	291-288-277—856	T1. Max McGreevy, Oklahoma	68-69-70—207
3. Southern California	299-279-279—857	T12. Sam Stevens, Okla. State	75-70-68—213
3. Stanford	293-286-278—857	T19. Zach Bauchou, Okla. State	71-74-71—216
5. Texas A&M	291-285-282—858	T19. Viktor Hovland, Okla. State	73-70-73—216
6. Oklahoma	283-291-285—859	T52. Stratton Nolen, Okla. State	74-79-69—222
7. Duke	285-293-282—860	69. Kristoffer Ventura, Okla. State	79-73-74—226
8. OKLAHOMA STATE	293-287-281—861		

(Wake Forest 863, Auburn 868, LSU 871, Georgia Tech 877, Clemson 879, UCLA 889, TCU 905, East Tennessee State 914, Villanova 929)



2015 Carmel Cup Champions

SPRING 2017

AMER ARI INVITATIONAL

WAIKOLOA KINGS' COURSE • WAIKOLOA, HAWAII • PAR 72, 7,042 YARDS, FEB. 2-4

1. Texas Tech	270-272-278—820	1. Fredrik Nilehn, Texas Tech	66-67-67—200
2. Southern California	273-268-287—828	T10. Zachary Olsen, Okla. State*	73-67-67—207
3. Oregon	285-276-277—838	T33. Viktor Hovland, Okla. State	72-67-74—213
T4. Arizona State	286-279-276—841	T33. Kristoffer Ventura, Okla. State	72-72-69—213
T4. Colorado	281-279-281—841	T40. Hayden Wood, Okla. State	72-72-70—214
6. Stanford	278-282-283—843	T50. Sam Stevens, Okla. State	75-67-74—216
T7. OKLAHOMA STATE	286-278-287—851	T50. Zach Bauchou, Okla. State	70-72-74—216
T7. UCLA	285-281-285—851	T70. Stratton Nolen, Okla. State*	76-70-74—220
T7. Texas	284-282-285—851	T75. Brendon Jelley, Okla. State*	78-70-73—221
T7. Georgia Tech	288-278-285—851	T107. Tyson Reeder, Okla. State*	75-76-77—228

(TCU 853, St. Mary's (Ca) 865, Auburn 868, San Jose State 872, Oregon State 872, UC Davis 875, Hawaii 882, Osaka Gakuin 887, Pacific 888, Chico State 890, Hawaii-Hilo 906)

QUERENCIA CABO COLLEGIATE

QUERENCIA GOLF CLUB • QUERENCIA, MEXICO • PAR 71, 6,928 YARDS, FEB. 26-28

1. OKLAHOMA STATE	273-279-271—823	1. Corey Pereira, Washington	70-67-67—204
2. Baylor	281-283-269—833	T2. Kristoffer Ventura, Okla. State	69-67-69—205
T3. Washington	282-286-277—845	T2. Zach Bauchou, Okla. State	68-71-66—205
T3. Wake Forest	277-295-273—845	6. Hayden Wood, Okla. State	68-70-68—206
5. Texas	273-282-291—846	T13. Zachary Olsen, Okla. State	68-71-70—209
6. Vanderbilt	294-280-279—853	T21. Viktor Hovland, Okla. State	70-74-68—212

(South Florida 857, Duke 859, Arkansas 862, Florida State 866, Houston 868, Mississippi 870, Georgia 872, California 882, Rice 888)

SOUTHERN HIGHLANDS COLLEGIATE

SOUTHERN HIGHLANDS GOLF CLUB • LAS VEGAS, NEVADA • PAR 72, 7,374 YARDS, MAR. 6-8

1. Southern California	278-291-284—853	1. Grant Hirschman, Oklahoma	70-72-68—210
2. OKLAHOMA STATE	286-289-288—863	T7. Kristoffer Ventura, Okla. State	73-67-72—212
3. Texas Tech	293-287-287—867	T10. Zach Bauchou, Okla. State	73-69-71—213
T4. Stanford	281-294-298—873	T21. Hayden Wood, Okla. State	69-78-72—219
T4. Pepperdine	282-297-294—873	T36. Zachary Olsen, Okla. State	71-76-77—224
6. UNLV	288-292-294—874	T57. Viktor Hovland, Okla. State	79-77-73—229

(Oklahoma 875, Illinois 876, Florida 884, SMU 887, Arizona State 895, California 897, New Mexico 898, TCU 901, San Diego State 905)

VALSPAR COLLEGIATE

THE FLORIDIAN GOLF CLUB • PALM CITY, FLORIDA • PAR 71, 7,114 YARDS, MAR. 19-21

1. Wake Forest	291-280-288—859	1. Tyler Strafaci, Georgia Tech	73-69-69—211
2. Georgia Tech	301-281-278—860	T4. Kristoffer Ventura, Okla. State	70-71-72—213
3. OKLAHOMA STATE	302-280-279—861	T10. Zachary Olsen, Okla. State	75-68-71—214
T4. Texas	295-293-276—864	T12. Hayden Wood, Okla. State	78-69-68—215
T4. LSU	297-288-279—864	T25. Viktor Hovland, Okla. State	79-72-68—219
6. Texas A&M	288-295-284—867	T53. Zach Bauchou, Okla. State	79-72-75—226

(North Texas 871, South Carolina 874, Houston 875, Florida State 877, Arkansas 877, Minnesota 887, South Florida 891, Memphis 905)

AGGIE INVITATIONAL

TRADITIONS GOLF CLUB • BRYAN, TEXAS • PAR 72, 7,146 YARDS, APR. 1-2

1. LSU	282-283—565	1. Kyle Mueller, Michigan	69-69—138
2. Baylor	278-288—566	T2. Zachary Olsen, Okla. State	70-69—139
3. Texas A&M	288-289—577	T8. Viktor Hovland, Okla. State	73-69—142
4. OKLAHOMA STATE	299-281—580	T31. Brendon Jelley, Okla. State*	73-76—149
T5. North Carolina	298-283—581	T31. Kristoffer Ventura, Okla. State	79-70—149
T5. Texas	291-290—581	T43. Hayden Wood, Okla. State	77-73—150
7. Kent State	298-291—589	55. Zach Bauchou, Okla. State	79-74—153

(Texas Tech 592, Michigan 594, Arkansas 594, North Texas 595, UTSA 613, New Mexico State 617)



ALL-TIME RESULTS

THE MAXWELL

OAK TREE COUNTRY CLUB • EDMOND, OKLAHOMA • PAR 70, 7,102 YARDS, APR. 15-16

1. OKLAHOMA STATE	280-287-282—849	1. Hidetoshi Yoshihara, UCLA	73-66-70—209
T2. New Mexico	280-288-286—855	2. Viktor Hovland, Okla. State	71-69-70—210
T2. Oklahoma	283-288-284—855	T6. Tyson Reeder, Okla. State*	70-72-71—213
4. Baylor	285-294-291—870	T6. Zach Bauchou, Okla. State	68-74-71—213
T5. UCLA	301-286-284—871	T10. Zachary Olsen, Okla. State	72-70-72—214
T5. Liberty	285-298-288—871	T10. Nick Heinen, Okla. State*	72-68-74—214
7. North Texas	298-288-288—874	T19. Hayden Wood, Okla. State	74-74-69—217
8. UTSA	296-294-290—880	T28. Kristoffer Ventura, Okla. State	69-76-74—219
9. Wichita State	292-305-286—883	T40. Sam Stevens, Okla. State*	77-74-71—222
T10. Augusta	298-292-296—886	T42. Brendon Jelley, Okla. State*	76-74-73—223
T10. Colorado	303-301-282—886	T58. Stratton Nolen, Okla. State*	75-73-78—226

(Memphis 899, SMU 902, East Carolina 913)

BIG 12 CHAMPIONSHIP

PRAIRIE DUNES COUNTRY CLUB • HUTCHINSON, KANSAS • PAR 70, 6,940 YARDS, APR. 24-26

1. Texas	313-274-283-298—1168	1. Chase Hanna, Kansas	78-69-70-70—287
2. OKLAHOMA STATE	302-286-282-299—1169	4. Zach Bauchou, Okla. State	75-71-70-75—291
3. Kansas	306-288-290-288—1172	T6. Viktor Hovland, Okla. State	73-73-76-72—294
4. Texas Tech	309-287-291-296—1183	T16. Zachary Olsen, Okla. State	76-76-69-77—298
5. Oklahoma	308-284-289-304—1185	T16. Kristoffer Ventura, Okla. State	84-69-67-78—298
6. Baylor	307-292-287-304—1190	T28. Hayden Wood, Okla. State	78-73-76-75—302

(Kansas State 1207, TCU 1215, Iowa State 1221, West Virginia 1251)

NCAA AUSTIN REGIONAL

UNIVERSITY OF TEXAS GOLF CLUB • AUSTIN, TEXAS • PAR 71, 7,355 YARDS, MAY 16-18

1. OKLAHOMA STATE	287-282-276—839	1. Nick Voke, Iowa State	71-67-61—199
2. Texas	277-288-276—841	T5. Zachary Olsen, Okla. State	73-70-67—210
3. Iowa State	290-292-263—845	T5. Kristoffer Ventura, Okla. State	71-70-69—210
4. Ole Miss	282-294-278—854	T5. Viktor Hovland, Okla. State	71-72-67—210
5. Arizona State	290-293-276—859	T10. Zach Bauchou, Okla. State	74-70-67—211
6. Wake Forest	294-293-276—863	T31. Hayden Wood, Okla. State	72-75-72—219

(North Carolina State 864, College of Charleston 875, Kansas 876, McNeese State 877, Georgia Southern 879, Liberty 879, Wichita State 887, St. Peter's 944)

NCAA CHAMPIONSHIP

RICH HARVEST FARMS • SUGAR GROVE, ILL. • PAR 72, 7,300 YARDS, MAY 26-31

1. Vanderbilt	278-288-280-293—1139	1. Braden Thornberry, Ole Miss	66-71-69-71—277
2. Oklahoma	284-279-284-304—1151	T8. Viktor Hovland, Okla. State	68-74-68-75—285
3. Illinois	282-283-285-304—1154	T23. Hayden Wood, Okla. State	71-72-70-76—289
4. OKLAHOMA STATE	282-287-283-303—1155	T47. Zach Bauchou, Okla. State	79-68-74-74—295
T5. Southern California	284-283-280-311—1158	T47. Zachary Olsen, Okla. State	69-76-72-78—295
T5. Oregon	294-282-289-293—1158	T65. Kristoffer Ventura, Okla. State	74-73-73-79—299

(Baylor 1159, UNLV 1159, LSU 1161, Virginia 1162, Auburn 1164, Texas 1166, Pepperdine 1180, Florida State 1181, UCF 1181, Arizona State 872, Alabama 873, Iowa State 875, North Carolina 875, Stanford 879, Kent State 881, Duke 888, Ole Miss 888, Penn State 891, Lipscomb 891, Jacksonville 892, New Mexico 892, Purdue 902, Kennesaw State 904, Clemson 905)

QUARTERFINALS

Vanderbilt (1) def. UNLV (8), 3-2

OREGON (4) DEF. OKLAHOMA STATE (5), 3-2

Hovland def. Clark, 2&1
Ventura lost to Yi, 1-up
Olsen def. Xiong, 3&1
Bauchou lost to Gronlund, 2&1
Wood lost to Raza, 2&1

Vanderbilt (1) def. UNLV (8), 3-2

Oklahoma (2) def. Baylor (7), 3-2

Illinois (3) def. USC (6), 3-5-1.5

SEMIFINALS

Oklahoma (2) def. Illinois (3), 3-5-1.5

Oregon (5) def. Vanderbilt (1), 3-2

CHAMPIONSHIP

Oklahoma (2) def. Oregon, 3-5-1.5

FALL 2017

THE CARMEL CUP

PEBBLE BEACH GOLF LINKS • PEBBLE BEACH, CALIF. • PAR 72, 6,828 YARDS

1. OKLAHOMA STATE	338-350-340—1,028	1. Hurly Long, Texas Tech	69-61-67—197
2. Texas Tech	356-335-351—1,042	2. Hayden Wood, Okla. State	64-67-66—197
3. Oklahoma	350-350-347—1,047	T4. Kristoffer Ventura, Okla. State	66-70-68—204
4. Vanderbilt	357-343-353—1,053	T11. Zach Bauchou, Okla. State	69-71-68—208
5. TCU	351-351-362—1,064	T13. Brendon Jelley, Okla. State	70-70-69—209
6. Arkansas	354-354-363—1,071	T15. Matthew Wolff, Okla. State	69-72-69—210
7. Georgia	361-356-359—1,076	T23. Viktor Hovland, Okla. State	72-72-69—213
8. Ohio State	365-355-361—1,081		

OLYMPIA FIELDS/FIGHTING ILLINI INVITATIONAL

OLYMPIA FIELDS CC • OLYMPIA FIELDS, ILL. • PAR 70, 7,300 YARDS

1. Texas A&M	281-285-271—837	1. Davis Riley, Alabama	66-67-67—200
2. Alabama	280-280-286—846	T4. Zach Bauchou, Okla. State	64-73-69—206
3. OKLAHOMA STATE	280-287-283—850	T13. Matthew Wolff, Okla. State	69-70-72—211
4. Baylor	280-283-289—852	T30. Brendon Jelley, Okla. State	74-72-72—218
5. Illinois	283-284-286—853	T39. Kristoffer Ventura, Okla. State	74-72-73—219
6. Florida State	282-288-284—854	T45. Hayden Wood, Okla. State	73-77-70—220

(UNLV 864, Texas 866, North Carolina 867, California 867, Stanford 868, Southern California 871, Northwestern 875, Indiana 889, Navy 906)

GOLF CLUB OF GEORGIA COLLEGIATE

GOLF CLUB OF GEORGIA LAKESIDE COURSE • ALPHARETTA, GA. • PAR 72, 7,017 YARDS

1. OKLAHOMA STATE	277-286-274—837	1. Doug Ghim, Texas	66-67-70—203
2. Texas	279-279-282—840	T2. Matthew Wolff, Okla. State	66-71-67—204
3. Wake Forest	282-271-289—842	T5. Zach Bauchou, Okla. State	69-71-68—208
T4. Georgia Tech	284-277-285—846	T12. Viktor Hovland, Okla. State	71-71-69—211
T4. UCLA	282-283-281—846	T44. Nick Heinen, Okla. State	71-73-72—216
T6. Stanford	285-281-282—848	T63. Hayden Wood, Okla. State	76-75-70—221
T6. Clemson	288-279-281—848		

(Virginia 849, Texas A&M 851, Duke 854, Oklahoma 855, TCU 855, Florida State 858, UNLV 865, East Tennessee State 871)

SPRING 2018

AMER ARI INVITATIONAL

WAIKOLOA KINGS' COURSE • WAIKOLOA, HAWAII • PAR 72, 7,074 YARDS

1. OKLAHOMA STATE	280-267-270—817	1. Justin Suh, USC	69-66-68—203
2. Texas Tech	281-275-278—834	T2. Matthew Wolff, Okla. State	69-67-68—204
3. Southern California	282-276-279—837	T2. Viktor Hovland, Okla. State	72-67-65—204
4. Texas	279-283-279—841	T4. Hayden Wood, Okla. State	69-65-71—205
T5. Auburn	286-279-277—842	T9. Zach Bauchou, Okla. State	70-68-69—207
T5. Georgia Tech	281-275-286—842	T13. Kristoffer Ventura, Okla. State*	69-72-67—208
T5. TCU	281-282-279—842	T26. Sam Stevens, Okla. State*	73-67-71—211
8. Oregon	287-275-284—846	T32. Austin Eckroat, Okla. State	72-73-68—213
9. Arizona State	289-279-280—848	T91. Nick Heinen, Okla. State*	73-77-76—226

(Stanford 852, Colorado 853, San Jose State 867, UC Davis 867, Osaka Gakuin 869, Oregon State 876, Pacific 900, Hawaii-Hilo 907, Hawaii 921)

THE PRESTIGE AT PGA WEST

GREG NORMAN COURSE AT PGA WEST • LA QUINTA, CALIF. • PAR 71, 7,100 YARDS

1. OKLAHOMA STATE	276-282-280—838	1. Collin Morikawa, California	66-67-64—197
2. California	281-278-287—846	2. Matthew Wolff, Okla. State	65-68-67—200
3. Texas	286-285-287—858	T3. Viktor Hovland, Okla. State	68-69-72—209
4. Arizona State	285-279-295—859	T12. Kristoffer Ventura, Okla. State	72-70-72—214
5. Duke	289-288-283—860	T16. Austin Eckroat, Okla. State	71-75-69—215
6. Arkansas	296-282-284—862	T53. Zach Bauchou, Okla. State	72-75-76—223
6. South Florida	293-291-278—862		

(Vanderbilt 865, Florida State 869, Baylor 871, Stanford 874, Ole Miss 880, Rice 881, Houston 898, Wake Forest 903)

LAMKIN GRIPS SAN DIEGO CLASSIC

SAN DIEGO COUNTRY CLUB • CHULA VISTA, CALIF. • PAR 72, 7,033 YARDS

1. OKLAHOMA STATE	270-283-267—820	1. Fredrik Nielehn, Texas Tech	69-66-66—201
2. Texas Tech	292-280-280—852	2. Viktor Hovland, Okla. State	69-70-64—203
3. Arizona	285-288-287—860	3. Matthew Wolff, Okla. State	66-72-66—204
T4. North Carolina	288-284-293—865	4. Zach Bauchou, Okla. State	65-72-69—206
T4. Ole Miss	283-298-284—865	T11. Kristoffer Ventura, Okla. State	70-75-68—213
6. San Diego State	285-285-296—866	T32. Austin Eckroat, Okla. State	75-69-75—219

(Middle Tennessee State 873, Colorado 875, Louisville 877, Texas 877, New Mexico 881, Colorado State 882, St. Mary's (Ca.) 884, Connecticut 888, Loyola Marymount 889, San Diego 891)



2017 Querencia Cabo Collegiate Champions



ALL-TIME RESULTS

VALSPAR COLLEGIATE

FLORIDIAN NATIONAL GOLF CLUB • PALM CITY, FLA. • PAR 71, 7,114 YARDS

1. OKLAHOMA STATE	277-274-289—840	1. Viktor Hovland, Okla. State	67-65-68—200
2. Florida State	286-278-281—845	T9. Matthew Wolff, Okla. State	70-68-74—212
3. Texas A&M	281-283-286—850	T18. Zach Bauchou, Okla. State	69-70-75—214
4. Georgia Tech	287-282-283—852	T43. Nick Heinen, Okla. State*	78-66-76—220
T5. Duke	286-282-286—854	T43. Austin Eckroat, Okla. State	77-71-72—220
T5. Baylor	284-279-291—854	T49. Kristoffer Ventura, Okla. State	71-73-77—221
7. LSU	287-279-292—858	T74. Hayden Wood, Okla. State*	75-76-78—229

(South Florida 861, Texas 862, Houston 865, Arkansas 865, Wake Forest 878, South Carolina 881, Pepperdine 883, UT Arlington 898, Lamar 926)

AGGIE INVITATIONAL

TRADITIONS CLUB • BRYAN, TEXAS • PAR 72, 7,088 YARDS

1. OKLAHOMA STATE	295-297-277—869	T1. Chandler Phillips, Texas A&M	73-71-67—211
2. Kent State	304-287-285—876	T1. Walker Lee, Texas A&M	68-70-73—211
T3. LSU	300-295-287—882	T3. Viktor Hovland, Okla. State	75-72-65—212
T3. Texas A&M	302-293-287—882	T12. Zach Bauchou, Okla. State	74-74-72—220
5. Alabama	289-299-295—883	T15. Kristoffer Ventura, Okla. State	76-77-69—222
6. Houston	301-297-296—894	T19. Matthew Wolff, Okla. State	72-80-71—223
7. Baylor	310-302-284—896	T28. Austin Eckroat, Okla. State	74-74-77—225

(Arkansas 898, Michigan 900, Texas Tech 911, North Texas 915, New Mexico 931, New Mexico State 931, Denver 932)

ASU THUNDERBIRD INVITATIONAL

KARSTEN COURSE • TEMPE, ARIZ. • PAR 71, 7,032 YARDS

1. Arizona State	274-276-280—830	T1. Shintaro Ban, UNLV	69-64-69—202
2. UNLV	276-274-281—831	T1. Yannik Pail, Colorado	67-66-69—202
3. Oklahoma	282-271-280—833	T6. Sam Stevens, Okla. State	71-69-67—207
4. OKLAHOMA STATE	283-282-270—835	T12. Zach Bauchou, Okla. State	71-73-65—209
5. Arizona	278-284-276—838	14. Matthew Wolff, Okla. State	72-70-68—210
6. Baylor	276-281-282—839	T19. Kristoffer Ventura, Okla. State	69-71-72—212
7. Colorado State	277-290-288—855	T34. Viktor Hovland, Okla. State	74-72-70—216

(Utah 856, Colorado 863, Oregon State 868, Denver 868, Wyoming 870, Boise State 882, New Mexico State 884, Washington State 885, UC Irvine 894, Hawaii 916)

BIG 12 CHAMPIONSHIP

SOUTHERN HILLS COUNTRY CLUB • TULSA, OKLAHOMA • PAR 70, 7,084 YARDS

1. Oklahoma	294-277-281-287—1139	T1. Doug Ghim, Texas	71-69-70-73—283
2. OKLAHOMA STATE	295-279-284-289—1147	T1. Jeremy Gandon, Kansas State	71-69-71-72—283
2. Texas	289-288-281-289—1147	T1. Grant Hirschman, Oklahoma	75-67-68-73—283
4. Iowa State	290-279-285-296—1150	T1. Kristoffer Ventura, Okla. State	71-72-71-69—283
5. Baylor	293-288-280-296—1157	T5. Matthew Wolff, Okla. State	76-69-70-70—285
6. Kansas	301-284-294-287—1166	T7. Viktor Hovland, Okla. State	73-66-73-74—286
7. Texas Tech	295-289-294-293—1171	T28. Zach Bauchou, Okla. State	75-73-70-76—284
8. TCU	298-290-286-301—1175	T36. Sam Stevens, Okla. State	76-72-73-76—297
9. West Virginia	303-288-297-299—1187		
10. Kansas State	305-289-289-307—1190		

NCAA COLUMBUS REGIONAL

SCARLET COURSE • COLUMBUS, OHIO • PAR 71, 7,364 YARDS

1. OKLAHOMA STATE	281-278-285—844	1. Kyle Mueller, Michigan	73-69-66—208
2. Illinois	284-278-290—852	T2. Matthew Wolff, Okla. State	70-69-71—210
3. UNLV	282-293-292—867	T2. Zach Bauchou, Okla. State	71-68-71—210
4. Northwestern	292-291-285—868	T7. Viktor Hovland, Okla. State	73-70-69—212
5. Texas Tech	297-288-285—870	T13. Kristoffer Ventura, Okla. State	70-71-74—215
6. Penn State	293-295-289—877	19. Austin Eckroat, Okla. State	70-74-74—218

(Michigan State 877, Wake Forest 887, Louisville 898, Tennessee 900, Jacksonville 900, Yale 914, Cleveland State 929)



2018 NCAA Columbus Regional Champions

NCAA CHAMPIONSHIP

KARSTEN CREEK GC • STILLWATER, OKLAHOMA • PAR 72, 7,460 YARDS

1. OKLAHOMA STATE	287-285-285-295—1152	1. Broc Everett, Augusta	70-70-70-71—281
2. Duke	291-287-276-306—1160	T7. Matthew Wolff, Okla. State	71-73-69-72—285
3. Texas Tech	284-287-290-300—1161	T11. Viktor Hovland, Okla. State	73-71-68-75—287
4. Oklahoma	285-293-290-295—1163	T19. Austin Eckroat, Okla. State	71-70-72-76—289
5. Auburn	300-280-290-297—1167	T48. Kristoffer Ventura, Okla. State	72-77-76-72—297
T6. Alabama	294-279-301-294—1168	T52. Zach Bauchou, Okla. State	75-71-77-76—299
T6. Texas	289-291-295-293—1168		
8. Texas A&M	293-289-289-298—1169		

(Vanderbilt 1170, Kent State 1171, Illinois 1176, Arkansas 1179, Arizona State 1182, Clemson 1182, North Carolina 1187, Northwestern 884, Stanford 884, Florida 886, Iowa State 891, UNLV 891, Kentucky 892, UCLA 892, Kansas 894, NC State 897, UCF 897, BYU 897, Oregon 899, North Florida 902, Augusta 904, Baylor 910)

QUARTERFINALS

Duke (2) def. Texas (7), 3-2

Alabama (6) def. Texas Tech (3), 3-2

OKLAHOMA STATE (1) DEF. TEXAS A&M (8), 3-1-1

Viktor Hovland def. C. Phillips, 19 holes

Matthew Wolff def. D. Erickson, 4 & 3

Kristoffer Ventura vs. W. Lee, halved

Austin Eckroat def. B. Smith, 1 up

A. Paysse def. Zach Bauchou, 1 & 1

Auburn (5) def. Oklahoma (4), 3-2

SEMIFINALS

Alabama (6) def. Duke (2), 5-0

OKLAHOMA STATE (1) DEF. AUBURN (5), 3-2

Viktor Hovland def. J. Rebula, 4 & 3

T. Crowe def. Matthew Wolff, 2 & 1

B. Schlottman def. Kristoffer Ventura, 5 & 4

Austin Eckroat def. B. Mancheno, 3 & 2

Zach Bauchou def. W. Padgett, 4 & 3

CHAMPIONSHIP

OKLAHOMA STATE (1) DEF. ALABAMA (6), 5-0

Viktor Hovland def. L. Hodges, 4 & 3

Matthew Wolff def. D. Riley, 4 & 3

Kristoffer Ventura def. W. Furr, 3 & 2

Austin Eckroat def. D. Shore, 1 up

Zach Bauchou def. J. Hardee, 8 & 7

FALL 2018

THE CARMEL CUP

PEBBLE BEACH GOLF LINKS • PEBBLE BEACH, CALIF. • PAR 72, 6,828 YARDS

1. Oklahoma	340-336-358—1,034	1. Matthew Wolff, Okla. State	65-66-68—199
2. Georgia	352-339-345—1,036	T9. Hayden Wood, Okla. State	68-71-69—208
3. OKLAHOMA STATE	350-350-345—1,045	T19. Zach Bauchou, Okla. State	73-68-71—212
4. Arkansas	356-347-349—1,052	T22. Ferdinand Muller, Okla. State	72-74-67—213
5. TCU	354-354-352—1,060	T35. Austin Eckroat, Okla. State	72-76-70—218
6. Vanderbilt	361-352-352—1,065	47. R. Neergaard-Petersen, Okla. St.	76-71-80—227
7. Texas Tech	361-350-362—1,073		
8. Mississippi State	361-354-361—1,076		



ALL-TIME RESULTS

OLYMPIA FIELDS/FIGHTING ILLINI INVITATIONAL

OLYMPIA FIELDS CC • OLYMPIA FIELDS, ILL. • PAR 70, 7,281 YARDS

1. OKLAHOMA STATE 273-278-278—829	1. Matthew Wolff, Okla. State 65-69-70—204
2. Southern California 287-281-279—847	T6. Viktor Hovland, Okla. State 70-72-67—209
3. California 273-286-297—856	9. Hayden Wood, Okla. State 73-69-68—210
4. Alabama 284-283-291—860	T10. Zach Bauchou, Okla. State 70-68-73—211
5. UNLV 283-286-291—860	T27. Austin Eckroat, Okla. State 68-73-77—218

(Illinois 862, Texas A&M 865, Stanford 867, South Carolina 868, Florida State 876, Indiana 880, Purdue 886, Baylor 887, Air Force 922)

BIG 12 MATCH PLAY TOURNAMENT

HOUSTON OAKS • HOUSTON, TEXAS • PAR 71, 7,007 YARDS

Day 1 (Morning)	Day 1 (Afternoon)
OKLAHOMA STATE (1) def. Texas Tech (8), 4-0-2	OKLAHOMA STATE (1) def. West Virginia (9), 4-1-1
Hovland def. Ramirez, 3 and 1	Hovland def. Grant, 3 and 2
Wood vs. Blomme, halved	Wood def. Sear, 3 and 1
Eckroat def. Hogan, 4 and 2	Wolff def. Perkins, 4 and 2
Wolff vs. Allkins, halved	Goetz def. Eckroat, 1 up
Bauchou def. Braadlie, 2 and 1	Bauchou vs. Sharpstene, halved
Gupta def. Scott, 2 and 1	Gupta def. Papineau, 2 and 1
Kansas (4) def. TCU (5), 3-2-1	Kansas (4) def. Texas Tech (8), 3-2-1
Oklahoma (2) def. Iowa State (7), 4-1-1	Oklahoma (2) vs. Kansas State (10), halved
Baylor (6) def. Texas (3), 3-1-2	Texas (3) def. Iowa State (7), 3-2-1
Day 2 (Morning)	Day 2 (Afternoon)
OKLAHOMA STATE (1) vs. TCU (5), halved	Kansas (4) vs. West Virginia (9), halved
Mazzoli def. Hovland, 3 and 2	TCU (5) def. Texas Tech (8), 4-2
Aguilera def. Neergaard-Petersen, 4 and 3	Texas (3) def. Kansas State (10), 3-2-1
Wolff def. Springer, 7 and 5	Baylor (6) def. Iowa State (7), 4-2
Eckroat def. Fisher, 3 and 2	
Bauchou def. Maclean, 4 and 2	Day 3 (Championship)
Ravetto def. Gupta, 4 and 2	Baylor (6) def. Kansas (4), 5-1
Texas Tech (8) def. West Virginia (9), 4-1-1	Texas (3) def. OKLAHOMA STATE (1), 3-2-1
Baylor (6) def. Oklahoma (2), 4-1-1	Soosman def. Bauchou, 3 and 2
Kansas State (10) def. Iowa State (7), 3-2-1	Chervony def. Gupta, 2 and 1
Day 3 (Morning)	
OKLAHOMA STATE (1) vs. Kansas (4), halved	Hammer def. Wolff, 2 up
Bauchou def. Scarrow, 4 and 3	Eckroat vs. Jones, halved
Hillier def. Gupta, 2 and 1	Hovland def. Coody, 2 and 1
Eckroat def. Sigel, 1 up	Wood def. Coody, 1 up
Spencer def. Wolff, 5 and 4	TCU (5) def. Kansas State (10)
Hovland def. Hillier, 1 up	Oklahoma (2) vs. Texas Tech (8), halved
Shepherd def. Wood, 1 up	West Virginia (9) def. Iowa State (7), 4-2
TCU (5) def. West Virginia (9), 4-1-1	
Texas (3) def. Oklahoma (2), 3-2-1	
Baylor (6) def. Kansas State (10), 4-0-2	

ROYAL OAKS INTERCOLLEGIATE

MARIDOE GC • CARROLLTON, TEXAS • PAR 70, 7,008 YARDS

1. OKLAHOMA STATE 275-271-281—827	T1. Matthew Wolff, Okla. State 68-65-73—206
2. North Carolina State 287-278-294—859	T1. Viktor Hovland, Okla. State 69-68-69—206
3. SMU 291-283-289—863	T1. Clay Feagler, Pepperdine 70-70-66—206
4. Arkansas 281-285-301—867	4. Hayden Wood, Okla. State 68-71-68—207
5. Pepperdine 293-281-299—873	T7. Austin Eckroat, Okla. State 74-67-71—212
6. North Carolina 293-282-300—875	T18. Zach Bauchou, Okla. State 70-75-73—218

(Baylor 876, Iowa 884, Minnesota 895, Kent State 897, UTSA 897, Charlotte 901, Houston 913, Michigan 918)

EAST LAKE CUP

EAST LAKE GC • ATLANTA, GA. • PAR 72, 7,430 YARDS

1. Duke 285	1. Viktor Hovland, Okla. State 68
2. OKLAHOMA STATE 287	T4. Austin Eckroat, Okla. State 71
3. Alabama 293	8. Matthew Wolff, Okla. State 73
4. Auburn 296	T13. Zach Bauchou, Okla. State 75
	T16. Hayden Wood, Okla. State 76
Semifinals	Finals
Alabama (3) def. OKLAHOMA STATE (2), 3-2	Duke (1) def. OKLAHOMA STATE (2)
Hovland def. Capan, 2 and 1	Hovland def. Smalley, 2 and 1
Wolff def. Shore, 4 and 3	Pendaries def. Wolff, 4 and 3
Butler def. Wood, 3 and 2	Eaton def. Eckroat, 3 and 2
Furr def. Eckroat, 2 up	Wood def. Katz, 5 and 4
Riley, Bauchou, 4 and 3	Dwivedi def. Bauchou, 2 up
Auburn (4) def. Duke (1), 4-1	Auburn (4) def. Alabama (3), 4-1

SPRING 2019

AMER ARI INVITATIONAL

WAIKOLOA KINGS' COURSE • WAIKOLOA, HAWAII • PAR 72, 7,074 YARDS

1. OKLAHOMA STATE 267-273-277—817	1. Matthew Wolff, Okla. State 69-64-65—198
2. Auburn 279-274-274—827	T2. Zach Bauchou, Okla. State 63-70-68—201
3. Texas 281-265-283—829	8. Viktor Hovland, Okla. State 66-67-72—205
4. Southern California 277-268-289—834	T30. Austin Eckroat, Okla. State 69-72-72—213
4. Oregon 271-281-282—834	T54. Ferdinand Muller, Okla. State* 69-76-72—217
6. Texas Tech 269-283-283—835	T66. Hayden Wood, Okla. State 73-74-72—219

(TCU 850, Georgia Tech 851, Oregon State 851, Utah 861, Osaka Gakuin 863, Pacific 864, Stanford 866, San Jose State 868, Colorado 872, UC Davis 873, Hawaii-Hilo 881, Hawaii 891)

THE PRESTIGE AT PGA WEST

GREG NORMAN COURSE AT PGA WEST • LA QUINTA, CALIF. • PAR 71, 7,100 YARDS

1. LSU 279-280-279—838	1. Viktor Hovland, Okla. State 68-71-66—205
2. OKLAHOMA STATE 278-284-282—844	T3. Austin Eckroat, Okla. State 68-70-70—208
3. Pepperdine 289-281-287—857	T14. Matthew Wolff, Okla. State 69-75-71—215
4. UCLA 286-285-295—866	T30. Zach Bauchou, Okla. State 73-71-76—220
5. Oregon 290-284-295—869	T30. Aman Gupta, Okla. State* 70-77-73—220
T6. Iowa State 302-299-275—876	T47. Hayden Wood, Okla. State 77-72-75—224
T6. Stanford 291-294-291—876	

(Arkansas 883, Northwestern 884, Stirling 888, East Tennessee State 888, Notre Dame 890, Stanford 892, Utah 897, UC Davis 898, San Diego State 899)

QUERENCIA CABO COLLEGIATE

QUERENCIA GOLF CLUB • QUERENCIA, MEXICO • PAR 71, 6,928 YARDS

1. OKLAHOMA STATE 277-269-274—820	1. Austin Eckroat, Okla. State 69-63-67—199
2. Arizona State 269-287-272—828	2. Matthew Wolff, Okla. State 67-70-64—201
3. Baylor 278-277-288—843	6. Hayden Wood, Okla. State 69-68-71—208
4. Vanderbilt 285-287-286—858	T15. Zach Bauchou, Okla. State 72-68-72—212
5. Arizona 287-282-293—862	T40. R. Neergaard-Petersen, Okla. St* 73-73-76—222
6. LSU 289-286-288—863	T45. Aman Gupta, Okla. State 77-74-72—223

(Ole Miss 866, Florida State 868, Houston 880, Arkansas 885, Rice 895, Texas A&M 895, Alabama 914)

VALSPAR COLLEGIATE

FLORIDIAN NATIONAL GOLF CLUB • PALM CITY, FLA. • PAR 71, 6,921 YARDS

1. Wake Forest 278-270-279—827	1. Matthew Wolff, Okla. State 65-66-68—199
2. Auburn 281-276-276—833	T5. Viktor Hovland, Okla. State 67-67-72—206
3. South Carolina 278-271-288—837	T37. Austin Eckroat, Okla. State 74-70-71—215
4. OKLAHOMA STATE 279-275-284—838	T40. Aman Gupta, Okla. State* 69-73-74—216
5. Vanderbilt 285-271-285—841	T55. Zach Bauchou, Okla. State 73-73-74—220
6. Texas A&M 284-275-287—846	T63. Hayden Wood, Okla. State 77-72-73—222

(Duke 847, Texas 847, Florida State 848, Baylor 848, LSU 853, Georgia Tech 855, Houston 863, Arkansas 869, South Florida 883)

ASU THUNDERBIRD COLLEGIATE

KARSTEN COURSE • TEMPE, ARIZ. • PAR 71, 7,032 YARDS

1. Arizona State 277-278-277—832	1. Chun An Yu, Arizona State 66-67-68—201
2. Texas 288-276-280—844	T11. Matthew Wolff, Okla. State 70-67-74—211
3. UCLA 283-284-278—845	T11. R. Neergaard-Petersen, Okla. St* 71-72-68—211
4. OKLAHOMA STATE 291-274-285—850	T24. Aman Gupta, Okla. State 70-72-72—214
4. Arizona State 'B' 285-282-283—850	T24. Hayden Wood, Okla. State 77-68-69—214
6. North Carolina 288-281-283—852	T37. Zach Bauchou, Okla. State 76-67-74—217
7. Iowa State 286-285-284—855	T51. Austin Eckroat, Okla. State 75-76-70—221
8. Baylor 285-281-290—856	T51. Ferdinand Muller, Okla. State* 71-77-73—221

(Marquette 861, St. Mary's (Ca) 865, UNLV 866, Brigham Young 869, Colorado 874, Utah 877)

BIG 12 CHAMPIONSHIP

THE GREENBRIER • WHITE SULPHUR SPRINGS, W. VA. • PAR 70, 7,021 YARDS

1. OKLAHOMA STATE 278-268-281—827	1. Hayden Springer, TCU 64-68-70—202
2. TCU 273-281-284—838	2. Viktor Hovland, Okla. State 68-64-71—203
3. Oklahoma 282-276-284—842	7. Matthew Wolff, Okla. State 70-67-71—208
3. Texas 281-277-284—842	T14. Austin Eckroat, Okla. State 69-69-73—211
5. Texas Tech 284-282-278—844	T14. Zach Bauchou, Okla. State 73-68-70—211
6. Baylor 293-274-279—846	T31. Hayden Wood, Okla. State 71-77-69—217

(Kansas State 847, Iowa State 856, Kansas 860, West Virginia 864)

NCAA LOUISVILLE REGIONAL

UNIV. OF LOUISVILLE GC • LOUISVILLE, KY • PAR 71, 7,217 YARDS

1. OKLAHOMA STATE 278-283-277—838	1. Tripp Kinney, Iowa State 69-65-72—206
2. Auburn 276-277-289—842	T2. Viktor Hovland, Okla. State 68-69-70—207
3. Baylor 280-288-277—845	T6. Austin Eckroat, Okla. State 69-73-67—209
4. Louisville 280-291-288—859	T12. Zach Bauchou, Okla. State 70-72-69—211
5. North Florida 292-285-283—860	T18. Matthew Wolff, Okla. State 72-69-71—212
6. West Virginia 286-293-283—862	T35. Hayden Wood, Okla. State 71-73-74—218

(Mississippi State 866, Iowa State 867, Arizona 869, Southern Illinois 877, Arkansas State 878, New Mexico 881, Jacksonville State 886)

NCAA CHAMPIONSHIP

BLESSINGS GC • FAYETTEVILLE, ARK. • PAR 72, 7,550 YARDS

1. OKLAHOMA STATE 290-276-286-284—1136	1. Matthew Wolff, Okla. State 73-66-70-69—278
2. Vanderbilt 307-288-287-285—1167	T8. Zach Bauchou, Okla. State 73-71-70-75—289
3. Wake Forest 296-297-288-291—1172	T8. Austin Eckroat, Okla. State 69-69-73-78—289
4. Texas 298-290-289-303—1180	T15. Viktor Hovland, Okla. State 75-70-76-71—292
5. Oklahoma 305-287-288-300—1180	T30. Hayden Wood, Okla. State 78-77-73-69—297

(Stanford 1189, Texas A&M 1192, SMU 1196, Clemson 1196, California 1197, Pepperdine 1199, Auburn 1200, Ohio State 1201, Southern California 1202, TCU 1205 — Arizona State 901, South Carolina 902, Georgia Tech 903, North Carolina 904, Liberty 906, UNLV 906, North Florida 907, LSU 907, Georgia 911, Duke 912, Georgia Southern 913, Baylor 915, Illinois 915, Louisville 932, BYU 938)

Quarterfinals

Vanderbilt (2) def. Texas A&M (7), 3-2	Semifinals
Stanford (6) def. Wake Forest (3), 3-2	Texas (5) def. OKLAHOMA STATE (1), 3-2
OKLAHOMA STATE (1) def. SMU (8), 4-1	Viktor Hovland def. S. Soosman, 2&1
Viktor Hovland def. B. Wong, 5&4	C. Hammer def. Matthew Wolff, 4&3
Matthew Wolff def. N. Goodwin, 2&1	P. Coody def. Hayden Wood, 5&4
Hayden Wood def. O. Osborne, 2&1	Austin Eckroat def. P. Coody, 3&2
Austin Eckroat def. J. Markham, 2&1	S. Chervony def. Zach Bauchou, 19 holes
M. Meissner def. Zach Bauchou, 3&2	Stanford (6) def. Vanderbilt (2), 3-2
Texas (4) def. Oklahoma (5), 3-2	Championship
	Stanford (6) def. Texas (5), 3-2



RECORDS

As a sophomore, Matthew Wolff set school standards for wins in a season (6), consecutive victories (4) and stroke average (69.44).





INDIVIDUAL RECORDS

TOURNAMENT RECORDS LOW 18

1.	62	Jordan Niebrugge, Jr., NCAA New Haven Regional	(S15)
1.	62	Morgan Hoffmann, Fr., Southern Highlands	(S09)
1.	62	Jonathan Moore, So., Hawaii-Hilo	(S07)
1.	62	Hunter Mahan, So., U.S. Collegiate	(S02)
5.	63	Zach Bauchou, Sr., Amer Ari Invitational	(S19)
5.	63	Austin Eckroat, So., Cabo Collegiate	(S19)
5.	63	Kevin Dougherty, Sr., Royals Oak Int.	(F13)
5.	63	Rickie Fowler, Fr., Fighting Illini Inv.	(F07)
5.	63	Alex Norén, Sr., Maxwell	(S05)
5.	63	Anders Hultman, Jr., Golf World	(F00)
5.	63	Charles Howell, Jr., NCAA	(S00)
5.	63	Leif Westerberg, Sr., Jerry Pate	(F96)
5.	63	Lindy Miller, Sr., Labron Harris	(S78)
14.	64	Viktor Hovland, Jr., Big 12 Championship	(S19)
14.	64	Matthew Wolff, So., Amer Ari Invitational	(S19)
14.	64	Matthew Wolff, So., Cabo Collegiate	(S19)
14.	64	Hayden Wood, Jr., The Carmel Cup	(F17)
14.	64	Zach Bauchou, Jr., Fighting Illini Inv.	(F17)
14.	64	Austin Eckroat, Fr., Wyoming Desert Int.	(S18)
14.	64	Viktor Hovland, So., Valspar Collegiate	(S18)
14.	64	Kevin Tway, Sr., Augusta St. Inv.	(S11)
14.	64	Craig Hainline, Fr., Big Eight	(S90)
14.	64	Kevin Wentworth, Jr., John Burns	(S90)
14.	64	Bob Tway, Sr., Wheatshocker	(S81)
14.	64	Rafael Alarcon, Jr., All-College	(F78)
14.	64	Lindy Miller, Jr., All-College	(F76)
14.	64	Casey Wittenberg, Fr., Jerry Pate	(F03)
14.	64	Zack Robinson, Jr., Maxwell	(S04)
14.	64	Tyler Leon, So., Waikoloa	(S05)
14.	64	Tyler Leon, So., Hall of Fame	(S05)
14.	64	Pablo Martin, So., Preview	(F05)
14.	64	Jonathan Moore, Fr., The Maxwell	(S06)
14.	64	Kevin Tway, Sr., Augusta St.	(S11)

LOW 54

1.	195	Jonathan Moore, So., Hawaii-Hilo	(S07)
1.	195	Tyler Leon, So., Waikoloa	(S05)
1.	195	Anders Hultman, Jr., Golf World	(F00)
4.	196*	Charles Howell, Jr., NCAA	(S00)
4.	196	Jonathan Moore, Fr., The Maxwell	(S06)
6.	198	Matthew Wolff, So., Amer Ari Invitational	(S19)
	198	Alex Norén, Sr., Waikoloa	(S05)
8.	199	Matthew Wolff, So., Carmel Cup	(F19)
	199	Austin Eckroat, So., Cabo Collegiate	(S19)
	199	Matthew Wolff, So., Valspar Collegiate	(S19)
11.	200	Matthew Wolff, Fr., Cabo	(S18)
11.	200	Viktor Hovland, So., Valspar	(S18)
11.	199	Ryan Posey, So., Waikoloa	(S05)
11.	199	Lindy Miller, Sr., Labron Harris	(S78)
11.	199	Lindy Miller, Jr., All-College	(F76)
11.	199	Kevin Tway, Puerto Rico	(S10)
11.	200	Charles Howell, Jr., Big 12	(S00)

* shot in a 72-hole event

LOW 72

1.	265	Charles Howell, Jr., NCAA	(S00)
2.	276	Morgan Hoffmann, Fr., Big 12	(S09)
2.	276	Alan Bratton, Jr., NCAA	(S94)
2.	276	Jonathan Moore, Fr., NCAA	(S06)
5.	278	Matthew Wolff, So., NCAA	(S19)
5.	278	Hunter Mahan, So., NCAA	(S02)
5.	278	Scott Verplank, So., All-American	(S84)
5.	278	Tommy Moore, Sr., NCAA	(S84)
9.	279	Rickie Fowler, Fr., Big 12	(S08)
9.	279	Lindy Miller, Sr., All-American	(S78)
11.	280	Morgan Hoffmann, Jr., Big 12	(S11)
11.	280	Brian Watts, Jr., NCAA	(S87)
11.	280	Willie Wood, Sr., Southwestern	(F82)
11.	280	Britt Harrison, Jr., All-American	(S78)

MOST CONSECUTIVE VICTORIES IN A SEASON

1.	4.	Matthew Wolff, 2019	(Carmel Cup, Fighting Illini, Royal Oaks, Amer Ari)
2.	3.	Jonathan Moore, 2006	(Maxwell, Regional, NCAA)
3.	2.	Viktor Hovland, 2019	(Royal Oaks, East Lake Cup)
3.	2.	Kevin Wentworth, 1989	(Big Eight/NCAA Regional)
3.	2.	Michael Bradley, 1988	(All-American/Sun Devil)
3.	2.	Brian Watts, 1987	(Oak Tree/NCAA)
3.	2.	Michael Bradley, 1987	(Chris Schenkel/Big Eight)
3.	2.	Scott Verplank, 1986	(Midwest Fall Harvey Penick)
3.	2.	Scott Verplank, 1984	(Chris Schenkel Big Eight)
3.	2.	Willie Wood, 1983	(Fresno/Southwestern)
3.	2.	Willie Wood, 1982	(Chris Schenkel/Big Eight)
3.	2.	Bob Tway, 1981	(Wheatshocker/Chris Schenkel)
3.	2.	Bob Tway, 1979	(Southern/Big Eight)
3.	2.	Lindy Miller, 1978	(Labron Harris/Big Eight)
3.	2.	Lindy Miller, 1977	(Sun Devil/Big Eight)
3.	2.	Jaime Gonzalez, 1975	(Mike McKenzie/Oklahoma Intercollegiate)
3.	2.	Tom Jones, 1975	(Four States/Sooner Invitational)
3.	2.	Charles Howell, 2000	(Big 12, The Maxwell)
3.	2.	Hunter Mahan, 2003	(Big 12, The Maxwell)

MOST VICTORIES BY CLASS

Freshman - 3 victories

Morgan Hoffmann, 2009
Jonathan Moore, 2006

Freshman - 2 victories

Rickie Fowler, 2008
Pablo Martin, 2004
Edward Loar, 1997
Alan Bratton, 1992
Craig Hainline, 1990
Brian Watts, 1987
Tracy Phillips, 1982
Lindy Miller, 1975
Jaime Gonzalez, 1974

Sophomore - 6 victories

Matthew Wolff, 2019

Junior - 4 victories

Charles Howell, 2000
Michael Bradley, 1987
Willie Wood, 1982
Lindy Miller, 1977

Senior - 4 victories

Scott Verplank, 1986

MOST VICTORIES THROUGH...

Sophomore - 6 victories

Matthew Wolff, 2019 (6 as So.)

Junior - 8 victories

Lindy Miller, 1977 (2 as Fr., 2 as So., 4 as Jr.)

Senior - 11 victories

Lindy Miller, 1978 (2 as Fr., 2 as So., 4 as Jr., 3 as Sr.)



YEAR-BY-YEAR INDIVIDUAL LEADERS

CAREER RECORDS SCORING AVERAGE (MIN. 2 SEASONS)

1.	69.44	Matthew Wolff (75-5,208)
2.	70.48	Viktor Hovland (102-7,189)
3.	70.57	Hunter Mahan (76-5,363)
4.	71.15	Charles Howell (116-8,253)
5.	71.40	Pablo Martin (96-6,854)
6.	71.60	Rickie Fowler (74-5,298)
7.	71.63	Scott Verplank (148-10,602)
8.	71.67	Zach Bauchou (100-7,167)
9.	71.88	Jonathan Moore (64-4,600)
10.	71.95	Lindy Miller (134-9,642)

MOST VICTORIES IN A CAREER

1.	11	Lindy Miller, 1975-78
2.	9	Scott Verplank, 1983-86
3.	8	Willie Wood, 1980-83
4.	7	Alan Bratton, 1992-95
4.	7	Kevin Wentworth, 1988-91
4.	7	Brian Watts, 1985-88



Matthew Wolff

SCORING AVERAGE

Year	Player, Class	Avg.
1973-1974	Tom Jones, Fr.	73.12
1974-1975	Jamie Gonzalez, So.	72.72
1975-1976	Lindy Miller, So.	71.56
1976-1977	Lindy Miller, Jr.	71.77
1977-1978	Lindy Miller, Sr.	70.77
1978-1979	Bob Tway, So.	73.20
1979-1980	Bob Tway, Jr.	72.20
1980-1981	Bob Tway, Sr.	70.69
1981-1982	Willie Wood, Jr.	71.59
1982-1983	Tommy Moore, Jr.	72.16
1983-1984	Scott Verplank, So.	71.44
1984-1985	Scott Verplank, Jr.	71.27
1985-1986	Scott Verplank, Sr.	71.59
1986-1987	Michael Bradley, Jr.	70.94
1987-1988	Michael Bradley, Sr.	72.33
1988-1989	Kevin Wentworth, So.	72.19
1989-1990	Kevin Wentworth, Jr.	72.00
1990-1991	Kevin Wentworth, Sr.	72.84
1991-1992	Alan Bratton, Fr.	72.97
1992-1993	Chris Tidland, So.	72.64
1993-1994	Alan Bratton, Jr.	71.28
1994-1995	Alan Bratton, Sr.	71.57
1995-1996	Leif Westerberg, Jr.	73.72
1996-1997	Edward Loar, Fr.	72.13
1997-1998	Charles Howell, Fr.	72.10
1998-1999	Charles Howell, So.	71.68
1999-2000	Charles Howell, Jr.	69.57
2000-2001	Anders Hultman, Jr.	71.44
2001-2002	Hunter Mahan, So.	70.51
2002-2003	Hunter Mahan, Jr.	70.62
2003-2004	Casey Wittenberg, Fr.	71.58
2004-2005	Pablo Martin, Fr.	71.20
2005-2006	Pablo Martin, So.	70.65
2006-2007	Pablo Martin, Jr.	72.18
2007-2008	Rickie Fowler, Fr.	71.11
2008-2009	Morgan Hoffmann, Fr.	71.82
2009-2010	Peter Uihlein, So.	72.15
2010-2011	Peter Uihlein, Jr.	70.89
2011-2012	Talor Gooch, So.	72.65
2012-2013	Ian Davis, Jr.	72.27
2013-2014	Wyndham Clark, RS-Fr.	71.15
2014-2015	Jordan Niebrugge, Jr.	71.59
2015-2016	Stratton Nolen, So.	71.88
2016-2017	Viktor Hovland, Fr.	71.76
2017-2018	Viktor Hovland, So.	70.08
2018-2019	Matthew Wolff, So.	68.69

MISCELLANEOUS INDIVIDUAL STATS

Most Top 10 Finishes in a Row	16	Lindy Miller
Most Top 5 Finishes in a Row	10	Lindy Miller
Most Top 3 Finishes in a Row	6	Peter Uihlein
Most Top 2 Finishes in a Row	6	Peter Uihlein
Most Rounds Par or Better (career)	73	Charles Howell
Most Rounds Par or Better (season)	32	Charles Howell (2000)
Most Rounds in a row Par or Better	14	Charles Howell
Most Tournaments in a Row Under Par	9	Hunter Mahan
Most Rounds in the 60's (season)	21	Matthew Wolff (2019)
Most Consecutive Rounds in the 60's	7	Charles Howell, Jonathan Moore, Viktor Hovland
Most Consecutive Rounds Under Par	10	Hunter Mahan, Jonathan Moore

ALL-TIME MOST ROUNDS IN THE 60s

Viktor Hovland	42
Charles Howell	42
Jordan Niebrugge	39
Matthew Wolff	39
Edward Loar	35
Kristoffer Ventura	35
Alan Bratton	34
Anders Hultman	34
Zach Bauchou	33
Tyler Leon	32
Pablo Martin	31
Hunter Mahan	30
Lindy Miller	30
Kevin Tway	29
Scott Verplank	29
Chris Tidland	28
Hayden Wood	28
Brian Watts	27
Kevin Wentworth	27
Talor Gooch	26
Leif Westerberg	26
Willie Wood	26
Wyndham Clark	25
Morgan Hoffmann	25
Michael Bradley	24
Trent Leon	23
Peter Uihlein	23
Alex Norén	21
Bo Van Pelt	21
Zachary Olsen	20
Zack Robinson	20
Bob Tway	20
Jonathan Moore	19



The Cowboys produced three first-team All-Americans in 2011 with Peter Uihlein, Kevin Tway and Morgan Hoffmann all earning the distinction.



Charles Howell

Kris Cox	18	Eric Evans	6
Ian Davis	18	Brian Montgomery	6
Andy Dillard	18	Kevin Whipple	6
Austin Eckroat	18	Casey Wittenberg	6
Rickie Fowler	18	Matt McQuillan	5
Tommy Moore	18	John O'Niell	5
David Edwards	16	Jeff Maggert	4
Pär Nilsson	16	Kirk Maynard	4
Rafael Alarcon	15	Jeff McMillian	4
Jaime Gonzalez	14	Boyd Summerhays	4
Landry Mahan	14	Drew Page	4
Bob May	14	Tanner Kesterson	3
Ryan Posey	14	Ferdinand Müller	3
Tim Fleming	13	Dayton Rose	3
Britt Harrison	13	Tom Sieckman	3
E.J. Pfister	13	Peter Davidson	2
Tracy Phillips	13	Aman Gupta	2
Trip Kuehne	12	Bill Hoefle	2
Sam Stevens	12	Tyson Reeder	2
Jeff Walser	12	Greg Robertson	2
Nick Heinen	11	Harry Rudolph	2
Scott De Serrano	10	Jay Tewell	2
Sean Einhaus	10	David White	2
Tom Jones	10	Patrick Winther	2
Kevin Dougherty	9	Jim Woodward	2
Craig Hainline	9	Mike Clayton	1
Brendon Jelley	9	Billy deTournillon	1
Trent Whitekiller	9	Brad Gehl	1
Jaxon Brigman	8	Brent Goodger	1
Chris Clarke	8	Kirk Goss	1
Brian Guetz	8	Mark Johnson	1
Brandon Knight	7	Sam Lee	1
Stratton Nolen	7	Steve Thompson	1
Carl Suneson	7	Philip Walton	1
J.C. DeLeon	6		



YEAR-BY-YEAR TEAM STATISTICS

Year	# of Tourn.	Conf. Place	NCAA Place	Team 1st	Team 2nd	Worst Finish	Individual Champs
1973-74	15	1st	5th	7	2	8th	5
1974-75	15	1st	2nd	9	2	7th	9
1975-76	12	1st	1st	8	3	4th	4
1976-77	12	1st	2nd	9	2	3rd	8
1977-78	13	1st	1st	9	4	2nd	7
1978-79	12	1st	2nd	4	4	3rd	4
1979-80	14	1st	1st	7	2	8th	3
1980-81	12	1st	4th	5	4	4th	5
1981-82	13	1st	2nd	7	4	8th	7
1982-83	14	1st	1st	9	2	6th	5
1983-84	12	2nd	2nd	3	7	3rd	4
1984-85	15	1st	2nd	5	6	12th	4
1985-86	16	1st	2nd	10	4	8th	7
1986-87	15	1st	1st	9	3	7th	7
1987-88	13	1st	2nd	6	5	5th	5
1988-89	14	1st	4th	5	3	12th	4
1989-90	15	1st	4th	8	3	5th	6
1990-91	17	1st	1st	5	3	10th	2
1991-92	15	2nd	3rd	0	6	12th	3
1992-93	16	1st	12th	3	3	12th	0
1993-94	16	1st	5th	8	2	5th	5
1994-95	16	1st	1st	9	2	6th	7
1995-96	15	1st	8th	5	3	8th	5
1996-97	15	1st	5th	6	2	11th	5
1997-98	14	1st	4th	2	2	10th	1
1998-99	13	4th	2nd	1	2	9th	2
99-2000	12	1st	1st	3	2	9th	5
2000-01	12	5th	24th	0	2	24th	3
2001-02	13	2nd	16th	3	2	16th	4
2002-03	15	2nd	2nd	5	4	10th	3
2003-04	14	3rd	13th	2	3	13th	0
2004-05	14	1st	15th	7	3	15th	3
2005-06	13	4th	1st	5	2	10th	5
2006-07	13	1st	15th	3	2	15th	2
2007-08	14	1st	4th	3	5	9th	4
2008-09	12	1st	5th	5	2	10th	7
2009-10	13	1st	2nd	5	5	11th	5
2010-11	13	1st	3rd	8	2	5th	6
2011-12	12	6th	—	0	1	10th	0
2012-13	14	2nd	14th	1	2	10th	1
2013-14	13	3rd	2nd	5	4	4th	2
2014-15	13	5th	19th	1	0	19th	1
2015-16	13	2nd	10th	4	3	13th	5
2016-17	13	2nd	5th	5	3	8th	1
2017-18	13	2nd	1st	10	1	4th	4
2018-19	13	1st	3rd	6	1	4th	11

TEAM SEASON RECORDS

MOST VICTORIES

1.	10, 2017-18
1.	10, 1985-86
3.	9, 1994-95
3.	9, 1986-87
3.	9, 1982-83
3.	9, 1977-78
3.	9, 1976-77
3.	9, 1975-76
9.	8, 2010-11
9.	8, 1993-94
9.	8, 1989-90
9.	8, 1974-75

CONSECUTIVE VICTORIES

1.	7, 2017-18
1.	7, 1986-87
2.	6, 1974-75
2.	6, 1975-76
4.	5, 1994-95
4.	5, 1976-77
6.	4, 1985-86
6.	4, 1982-83
6.	4, 1980-81
6.	4, 1976-77

INDIVIDUAL VICTORIES IN A SEASON

1.	11, 2018-19
2.	9, 1974-75
3.	8, 1976-77
4.	7, 2008-09
4.	7, 1994-95
4.	7, 1986-87
4.	7, 1985-86
4.	7, 1981-82
4.	7, 1977-78
10.	6, 1989-90

MOST ALL-AMERICANS IN A SEASON

1.	5 in 2017-18
1.	5 in 1994-95
1.	5 in 1993-94
1.	5 in 1989-90
1.	5 in 1987-88
5.	4 on 13 occasions (most recently 2008-09)

MOST FIRST-TEAM ALL-AMERICANS IN A SEASON

1.	3 in 2010-11
1.	3 in 1986-87
2.	2 on 12 occasions (most recently 2018-19)




TEAM TITLES SINCE 1973

21	Big Eight Conference (1974, 75, 76, 77, 78, 79, 80, 81, 82, 83, 85, 86, 87, 88, 89, 90, 91, 93, 94, 95, 96)
11	Morris Williams at Austin, Texas (1976, 78, 79, 82, 87, 90, 91, 94, 03, 06, 09)
11	The Maxwell at various sites (1996, 97, 98, 02, 03, 04, 05, 06, 07, 08, 17)
11	NCAA Championship (1976, 78, 80, 83, 87, 91, 95, 2000, 06, 18)
10	Big 12 Championship at various sites (1997, 98, 2000, 05, 07, 08, 09, 10, 11, 19)
8	All-American at Houston, Texas (1976, 77, 78, 80, 81, 83, 87, 88)
7	Wheatshocker Intercollegiate at Wichita, Kan. (1974, 75, 76, 77, 78, 81, 82)
6	Chris Schenkel at Statesboro, Ga. (1980, 81, 82, 83, 84, 87)
6	John Burns Intercollegiate at Honolulu, Hawaii (1988, 90, 93, 94, 95, 97)
6	NCAA Central Regional (1989, 90, 97, 02, 03, 06)
6	The Preview at various sites (1989, 98, 05, 08, 10, 11)
5	All-College at Oklahoma City, Okla. (1974, 78, 79, 81, 82)
5	Harvey Penick at Austin, Texas (1973, 76, 77, 81, 85)
4	Aggie Invitational at College Station, Texas (2005, 09, 16, 18)
4	Amer Ari Invitational at Waikoloa, Hawaii (2011, 14, 18, 19)
4	Golf World-Palmetto Dunes at Hilton Head, S.C. (1986, 89, 93, 94)
4	Jerry Pate Intercollegiate at Birmingham, Ala. (1992, 96, 01, 03)
4	Pan American at Monterrey, Mexico (1977, 79, 80, 82)
4	Rafael Alarcon at Guadalajara, Mexico (1981, 83, 85, 86)
4	Red River Classic at Dallas, Texas (1988, 93, 94, 99)
4	Royal Oaks Intercollegiate at Dallas, Texas (2012, 13, 14, 19)
4	Sun Devil Classic at Phoenix, Ariz. (1974, 77, 83, 88)
3	Big Island Classic at Hilo, Hawaii (1991, 95, 96)
3	Cowboy Intercollegiate at Stillwater, Okla. (1974, 75, 76)
3	Henry Homberg at Beaumont, Texas (1984, 85, 86)
3	Oklahoma Intercollegiate at Shawnee, Okla. (1974, 75, 76)
3	Querencia Cabo Collegiate, Cabo, Mexico (2017, 18, 19)
3	Southwestern Intercollegiate at Los Angeles, Calif. (1982, 85, 87)
3	The Carmel Cup at Pebble Beach, Calif. (2015, 16, 17)
3	UNLV-Rebel Classic at Las Vegas, Nev. (1984, 85, 88)
2	Callaway Golf Match Play at various sites (2005, 07)
2	Fighting Illini Inv. at Olympia Fields, Ill. (2007, 19)
2	Golf Digest at The Woodlands, Texas (1990, 95)
2	Hall of Fame Invitational at Houston, Texas (2005, 06)
2	Japan-US Friendship Tournament at Tokyo, Japan (1984, 87)



2004 Ping/Golfweek Preview Champions

2	John Hayt Collegiate at Ponte Vedra Beach, Fla. (2014, 16)
2	Las Vegas Collegiate at Las Vegas, Nev. (2003, 11)
2	Mike McKenzie Intercollegiate at Honolulu, Hawaii (1979)
2	Ping/Tour Tulsa at Tulsa, Okla. (1988, 93)
2	Ping/Arizona at Tucson, Ariz. (1994, 95)
2	Sooner Invitational at Norman, Okla. (1974, 75)
1	Augusta State Invitational, Augusta, Ga. (2011)
1	Aztec Intercollegiate at San Diego, Calif. (1977)
1	Bing Crosby Intercollegiate at Guadalajara, Mexico (1977)
1	Border Olympics, at Laredo, Texas (1986)
1	Buckeye Fall Classic at Columbus, Ohio (1986)
1	Bridges All-American at Bay St. Louis, Miss. (1997)
1	Butler National at Chicago, Ill. (1989)
1	Four States Intercollegiate at Texarkana, Texas (1975)
1	Fresno-Pepsi Classic at Fresno, Calif. (1982)
1	Golf Club of Georgia Collegiate at Alpharetta, Ga. (2018)
1	Honda Fall Coaches Classic at Miami, Fla. (1985)
1	Iron Duke Intercollegiate at Durham, N.C. (1980)
1	Isleworth Collegiate, at Windermere, Fla. (2009)
1	Jack Nicklaus Invitational, Columbus, Ohio (2010)
1	Jim Corbett Invitational at Baton Rouge, La. (1977)
1	Kansas Invitational at Kansas City, Mo. (1990)
1	KU Fall Intercollegiate at Lawrence, Kan. (1983)
1	Labron Harris, Sr. Intercollegiate at Stillwater, Okla. (1978)
1	Lamkin San Diego Classic at San Diego, Calif. (2018)
1	Linger Longer Invitational, at Greensboro, Ga. (2009)
1	Louisiana Classic at Lafayette, La. (1986)
1	Mauna Kea Intercollegiate at Mauna Kea, Hawaii (1996)
1	Midwest Fall Classic at Tan-Tar-A, Mo. (1985)
1	Missouri Bluffs at St. Charles, Mo. (1996)
1	New Mexico State Intercollegiate at Las Cruces, N.M. (1976)
1	NCAA Austin Regional Austin, Texas (2017)
1	NCAA Colorado Regional at Erie, Colo. (2011)
1	NCAA Columbia Regional at Columbia, Mo. (2014)
1	NCAA Columbus Regional at Columbus, Ohio (2018)
1	NCAA Louisville Regional at Louisville, Ky. (2019)
1	NCAA South Central Regional at Stillwater, Okla. (2009)
1	NCAA Southeast Regional, at Alpharetta, Ga. (2010)
1	NCAA Stillwater Regional, Stillwater, Okla. (2016)
1	Oak Tree Shootout at Edmond, Okla. (1987)
1	Oak Tree Intercollegiate at Edmond, Okla. (1987)
1	Oregon Duck Invitational, Eugene, Ore. (2011)
1	Paintbrush Invitational, Parker, Colo. (2016)
1	Pinehurst Intercollegiate at Pinehurst, N.C. (1978)
1	Ping/Intercollegiate at Cary, N.C. (1994)
1	Puerto Rico Classic at San Juan P.R. (2003)
1	River City Intercollegiate at Memphis, Tenn. (1976)
1	Taylor Made / Waikoloa at Hilo, Hawaii (2005)
1	The Prestige at PGA West at Indian Wells, Calif. (2018)
1	Tucker Invitational at Albuquerque, N.M. (1994)
1	U.S. Collegiate Championship at Alpharetta, Ga. (2013)
1	Valspar Collegiate Invitational at Palm City, Fla. (2018)



2011 Oregon Duck Invitational Champions



The Cowboys claimed the team title at The Maxwell in 2002, a win which was part of seven-straight victories at the event for OSU spanning 2002-2008.



TEAM TITLES IN CHRONOLOGICAL ORDER

YEAR

(Fall or Spring) Tournament,
Score (Winning Margin)

For consecutive wins, next win is marked with an
asterisk. "P" denotes playoff.

1973-74 (7)

(Fall)

Harvey Penick, 867 (+8)

(Spring)

Cowboy Invitational, 598 (+2)

* Sooner Invitational, 595 (+5)

Oklahoma Intercollegiate, 875 (+27)

* Wheatshocker Invitational, 587 (+10)

Sun Devil Intercollegiate, 1087 (+6)

* Big Eight Championship, 886 (+8)

1974-75 (9)

(Fall)

All-College, 849 (+6)

(Spring)

Four States Invitational, 1185 (+10)

* Sooner Invitational, 888 (+10)

* Cowboy Invitational, 567 (+21)

Mike McKenzie Intercollegiate, 588 (+12)

* Mike McKenzie Invitational, 893 (+6)

* Oklahoma Intercollegiate, 876 (P)

* Wheatshocker Invitational, 606 (+15)

Big Eight Championship, 876 (+26)

1975-76 (8)

(Fall)

Won Dual with OU, 22-9

(Spring)

New Mexico State Invitational, 877 (+11)

* Morris Williams, 852 (+10)

* Oklahoma Intercollegiate, 864 (+15)

* Wheatshocker Invitational, 871 (+15)

* All-American Intercollegiate, 1152 (+9)

* Cowboy Invitational, 604 (+2)

Big Eight Championship, 878 (+45)

* NCAA Championship, 1166 (+7)

1976-77 (9)

(Fall)

River City Invitational, 866 (+1)

* Harvey Penick, 1100 (+19)

(Spring)

* Pan American Invitational, 859 (+35)

* Bing Crosby Collegiate, 1169 (+16)

* Aztec Invitational, 885 (+2)

Wheatshocker, 877 (+15)

* All-American Invitational, 1162 (+4)

* Sun Devil Classic, 1046 (+34)

* Big Eight Championship, 895 (+21)

1977-78 (9)

(Fall)

Jim Corbett Invitational, 1067 (+10)

* Harvey Penick Invitational, 1095 (+13)

(Spring)

Pinehurst Intercollegiate, 1105 (+21)

* Morris Williams, 870 (+13)

Wheatshocker, 872 (+1)

* All-American Intercollegiate, 1134 (+11)

Labron Harris Sr. Invitational, 1032 (+43)

* Big Eight Championship, 858 (+49)

* NCAA Championship, 1140 (+17)

1978-79 (4)

(Fall)

All-College, 851 (+6)

OSU won dual vs. OU, 13.5-2.5

(Spring)

Pan American, 877 (+5)

Morris Williams, 887 (+4)

Big Eight Championship, 888 (+27)

1979-80 (7)

(Fall)

All-College, 838 (P)

(Spring)

Pan American, 849 (+16)

Iron Duke Classic, 1066 (+7)

All-American, 1147 (+5)

Chris Schenkel Intercollegiate, 862 (P)

* Big Eight Championship, 868 (+23)

* NCAA Championship, 1173 (+4)

1980-81 (5)

(Spring)

Rafael Alarcon, 878 (P)

All-American, 1171 (+7)

* Wheatshocker, 855 (+19)

* Chris Schenkel, 861 (+9)

* Big Eight Championship, 857 (+7)

1981-82 (7)

(Fall)

All-College, 853 (+8)

Harvey Penick, 1092 (+2)

(Spring)

* Pan American, 853 (+4)

Morris Williams, 578 (+4)

Wheatshocker, 886 (+18)

* Chris Schenkel, 860 (+13)

* Big Eight Championship, 870 (+16)

1982-83 (9)

(Fall)

All-College, 836 (+26)

Fresno-Pepsi Classic, 573 (+9)

* Southwestern Intercollegiate, 1143 (+3)

(Spring)

Rafael Alarcon Intercollegiate, 861 (+3)

All-American, 1156 (+4)

* Chris Schenkel, 862 (+1)

* Sun Devil-Thunderbird, 183 (+15)

* Big Eight Championship, 888 (+13)

NCAA Championship, 1161 (+7)

1983-84 (3)

(Fall)

Kansas Fall Invitational, 884 (+28)

(Spring)

Henry Homberg, 850 (+7)

Chris Schenkel Invitational, 854 (+2)

1984-85 (5)

(Fall)

Japan-U.S. Friendship, 880 (+11)

UNLV Rebel Classic, 860 (+18)

(Spring)

Henry Homberg, 288 (+3)

Rafael Alarcon, 853 (+4)

Big Eight Championship, 869 (+19)

1985-86 (10)

(Fall)

Honda Golf Classic, 870 (+3)

Southwestern Intercollegiate, 898 (+12)

* Midwest Fall Classic, 562 (+25)

* Harvey Penick Intercollegiate, 1054 (+18)

* UNLV Rebel Classic, 840 (+51)



1985 Southwestern Intercollegiate Champions

TEAM TITLES IN CHRONOLOGICAL ORDER

(Spring)

Border Olympics, 864 (+6)
 * Rafael Alarcon, 839 (+3)
 * Louisiana Classic, 1097 (+9)
 * Henry Homberg, 849 (+3)
 Big Eight Championship, 866 (+6)

1986-87 (9)

(Fall)

Buckeye Fall Classic, 885 (+21)
 Golf World-Palmetto Dunes, 853 (+9)

(Spring)

Oak Tree Shootout, 560 (+31)
 * Morris Williams, 1088 (+24)
 * All-American Intercollegiate, 877 (+3)
 * Chris Schenkel, 848 (+4)
 * Big Eight Championship, 837 (+5)
 * Oak Tree Intercollegiate, 830 (+14)
 * NCAA Championship, 1160 (+16)

1987-88 (6)

(Fall)

U.S.-Japan Friendship Match, 867 (+16)
 * Southwestern Intercollegiate, 868 (+6)

(Spring)

John Burns Intercollegiate, 853 (+8)
 All-America Intercollegiate, 838 (+31)
 * Sun Devil Intercollegiate, 714 (+17)
 * Big Eight Championship, 861 (+14)

1988-89 (5)

(Fall)

Red River Classic, 837 (+20)
 * Ping/Tour Tulsa, 886 (+2)
 UNLV/McDonald's Classic, 881 (+8)

(Spring)

Big Eight Championship, 875 (P)
 * Central Regional, 880 (T)

1989-90 (8)

(Fall)

The Preview, 569 (+5)
 * Butler National, 898 (+4)
 Golf World/Palmetto Dunes, 859 (+3)

(Spring)

John Burns, 839 (+18)
 * Golf Digest Collegiate, 871 (-2)
 * Morris Williams, 863 (+5)
 Big Eight Championship, 849 (+31)
 Central Regional, 878 (+7)

1990-91 (5)

(Fall)

Kansas Invitational, 298 (+6)

(Spring)

Big Island Classic, 886 (+10)
 Morris Williams, 858 (+14)
 Big Eight Championship, 889 (+28)
 NCAA Championship, 1161 (+7)

1992-93 (3)

(Fall)

Jerry Pate National, 867 (+7)

(Spring)

John Burns Invitational, 847 (+4)
 Big Eight Championship, 888 (+1)

1993-94 (8)

(Fall)

Red River Classic, 852 (+1)
 * Tulsa Invitational, 865 (+12)
 Golf World/Palmetto Dunes, 841 (+6)

(Spring)

* Ping/Arizona, 834 (+1)
 John Burns, 840 (+3)
 Morris Williams, 875 (+1)
 * Ping/Intercollegiate, 861 (+2)
 Big Eight Championship, 883 (+5)

1994-95 (9)

(Fall)

Tucker Invitational, 864 (+10)
 Red River, 846 (+4)
 Golf World, 852 (+1)

(Spring)

* Ping/Arizona, 841 (+2)
 * Big Island, 855 (+1)
 * John Burns, 573 (+3)
 * Golf Digest, 860 (+18)

Big Eight Championship, 858 (+22)
 NCAA Championship, 1156 (P)

1995-96 (5)

(Fall)

Missouri Bluffs, 850 (+6)

(Spring)

Mauna Kea, 857 (+4)
 * Big Island, 911 (+7)
 Big Eight Championship, 895 (P)
 * The Maxwell, 861 (+6)

1996-97 (6)

(Fall)

Jerry Pate Intercollegiate, 857 (+1)

(Spring)

Burns Intercollegiate, 841 (+13)
 * Bridges All-American, 849 (+12)
 Big 12 Championship, 882 (+10)
 * The Maxwell, 853 (+7)
 * NCAA Central Regional, 843 (+10)

1997-98 (2)

(Spring)

Big 12 Championship, 898 (+58)
 * The Maxwell, 858 (+18)

1998-99 (1)

(Fall)

Ping-Golfweek Preview, 880 (+8)

1999-2000 (3)

(Fall)

Taylor Made Red River Classic, 813 (-51)

(Spring)

Big 12 Championship, 851 (+11)
 NCAA Championship, 1116 (-36)

2001-2002 (3)

(Fall)

Jerry Pate Intercollegiate, 851 (-1)

(Spring)

The Maxwell, 853 (+13)
 * NCAA Central Regional, 865 (+1)

2002-2003 (5)

(Spring)

Puerto Rico Classic, 862 (-2)
 * Las Vegas Collegiate, 856 (-8)
 * Morris Williams, 842 (-22)
 The Maxwell, 829 (-11)
 * NCAA Central Regional, 856 (-8)

2003-2004 (2)

(Fall)

Jerry Pate Intercollegiate, 818 (-34)

(Spring)

The Maxwell, 833 (-7)

2004-2005 (7)

(Fall)

Ping/Golfweek Preview, 848 (+8)
 Hooters Match Play (4-0)

(Spring)

Waikoloa Invitational, 801 (-63)
 Hall of Fame Invitational, 846 (-18)
 * Texas A&M Invitational, 870 (+6)



1993 John Burns Champions - Alan Bratton, Kris Cox, Chris Tidland, Craig Hainline and Bill Hoefle.

TEAM TITLES IN CHRONOLOGICAL ORDER

- * Big 12 Championship, 868 (+4)
- * The Maxwell, 815 (-25)

2005-2006 (5)

(Spring)

- * Hall of Fame Invitational, 880 (+16)
- * Morris Williams, 850 (-14)
- * The Maxwell, 785 (-55)
- * NCAA Central Regional, 845 (-7)
- * NCAA Championship, 1,143 (-9)

2006-2007 (3)

(Fall)

Callaway Golf (4-0)

(Spring)

- * Big 12 Championship, 866 (+26)
- * The Maxwell, 780 (-60)

2007-2008 (3)

(Fall)

Fighting Illini Invitational, 857 (+17)

(Spring)

- * Big 12 Championship, 1,141 (-11)
- * The Maxwell, 809 (-31)

2008-2009 (5)

(Fall)

Ping/Golfweek Preview, 843 (-9)

(Spring)

- Morris Williams Intercollegiate, 863 (+11)
- * Aggie Invitational, 714 (-6)
- * Big 12 Championship, 1,149 (+29)
- * NCAA South Central Regional, 881 (+17)

2009-2010 (5)

(Fall)

- * Ping/Golfweek Invitational, 862 (-2)
- * Isleworth Collegiate Invitational, 881 (+17)

(Spring)

- Linger Longer Invitational, 865 (+1)
- * Big 12 Championship, 1,133 (-19)
- * NCAA Southeast Regional, 841 (+1)



2009 NCAA South Central Regional Champions

2010-2011 (8)

(Fall)

- * Ping/Golfweek Preview, 878 (+14)
- * Jack Nicklaus Invitational, 864 (+24)

(Spring)

- Ameri Ari Invitational, 830 (-34)
- * Southern Highlands Collegiate, 863 (-1)
- * Oregon Duck Invitational, 848 (-16)
- * Augusta State Invitational, 848 (-16)
- * Big 12 Championship, 1,139 (+19)
- * NCAA Colorado Regional, 833 (-31)

2012-2013 (1)

(Fall)

Royal Oaks Intercollegiate, 842 (-10)

2013-2014 (5)

(Fall)

- * U.S. Collegiate Championship, 849 (-15)
- * Royal Oaks Intercollegiate, 1,029 (-36)

(Spring)

- * Ameri Ari Invitational, 819 (-45)
- * John Hayt Collegiate, 845 (-19)
- NCAA Columbia Regional, 831 (-33)

2014-2015 (1)

(Fall)

Royal Oaks Intercollegiate, 1,080 (+15)

2015-2016 (4)

(Fall)

The Carmel Cup, 1,075 (-5)

(Spring)

- John Hayt Collegiate, 858 (6)
- Aggie Invitational, 864 (E)
- NCAA Stillwater Regional, 871 (+7)

2016-2017 (5)

(Fall)

- The Carmel Cup, 1,042 (-38)
- Paintbrush Invitational, 850 (-14)

(Spring)

- Querencia Cabo Collegiate, 823 (-29)
- The Maxwell, 849 (+9)
- NCAA Austin Regional, 839 (-13)

2017-2018 (10)

(Fall)

- The Carmel Cup, 1,028 (-52)
- * Golf Club of Georgia Collegiate, 837 (-27)

(Spring)

- * Ameri Ari Invitational, 817 (-47)
- * The Prestige at PGA West, 567 (-1)
- * Querencia Cabo Collegiate, 838 (-14)
- * Lamkin San Diego Classic, 820 (-44)
- * Valspar Collegiate Invitational, 840 (-12)
- * Aggie Invitational, 869 (+5)
- NCAA Columbus Regional, 844 (-8)
- * NCAA Championship, 1,152 (E), 3-0

2018-19 (6)

(Fall)

- Fighting Illini Invitational, 829 (-11)
- Royal Oaks Intercollegiate, 827 (-13)

(Spring)

- Ameri Ari Invitational, 817 (-47)
- Querencia Cabo Collegiate, 820 (-32)
- Big 12 Championship, 827 (-13)
- * NCAA Louisville Regional, 1,136 (-16)



Oklahoma State captured its 21st Big 8 Crown under Mike Holder in 1996. Team Members were: (back row) Leif Westerberg, Greg Robertson, Coach Holder, and Brian Guetz. (front row) Trip Kuehne and Kris Cox.

ALL-TIME INDIVIDUAL MEDALISTS

Since tournament competition took over from match play in the early 1970s, Oklahoma State has seen 60 different players win medalist honors at various tournaments, including 42 multiple-event winners. In all, those 60 players have captured a total of 197 individual titles. While Scott Verplank is the most decorated player in OSU history, he is behind three-time All-American Lindy Miller in the number of medalist trophies won by Cowboy players. Here is the complete list:

11 - LINDY MILLER

Ft. Worth, Texas (Arlington Hts.)

S75 - Four States Invitational (292) [tie]
S75 - Cowboy Invitational (140)
S76 - Morris Williams (208)
S76 - Big Eight Championship (217)
F76 - All-College (199) [tourn. record]
S77 - Bing Crosby Intercollegiate (287)
S77 - Sun Devil-Thunderbird (203)
S77 - Big Eight Championship (220)
F77 - Harvey Penick (212)
S78 - Labron Harris, Sr. Inter. (199)
S78 - Big Eight Championship (212)

9 - SCOTT VERPLANK

Dallas, Texas (White)

F83 - Kansas Fall Classic (217)
S84 - Chris Schenkel (208)
S84 - Big Eight Championship (220)
S85 - Crown Colony (139)
S85 - Rafael Alarcon Intercollegiate (201)
F85 - Grandfather Mountain Inter. (217)
F85 - Midwest Fall Classic (140)
F85 - Harvey Penick (204)
S86 - NCAA Championship (282)

8 - WILLIE WOOD

Tucson, Ariz. (Sabino)

S81 - All-American Intercollegiate (283)
F81 - Morton Braswell Intercollegiate (220)
S82 - Pan American (201) [tourn. record]
S82 - Chris Schenkel (212)
S82 - Big Eight Championship (211)
F82 - Fresno-Pepsi Classic (141) [tie]
F82 - Southwestern (280)
S83 - Sun Devil-Thunderbird (211)

7 - ALAN BRATTON

College Station, Texas (A&M Consol.)

S92 - Big Island Classic (220)
S92 - Big Eight Championship (210)
S94 - Ping/Arizona (203)
S94 - Morris Williams (210)
S95 - Golf Digest (213) [tie]
S95 - Big Eight (211) [tie]
S95 - Central Regional (211)

7 - BRIAN WATTS

Carrollton, Texas (Carrollton)

F84 - US-Japan Friendship Match (216)
S85 - Morris Williams (205) [tourn record]
F85 - Southwestern Inter. (222)
S86 - Big Eight Championship (211)
S87 - Morris Williams (211)
S87 - Oak Tree Intercollegiate (206)
S87 - NCAA Championship (280)

7 - KEVIN WENTWORTH

Manteca, Calif. (Manteca)

F88 - UNLV Rebel Classic (211)
S89 - Big Eight Championship (210)
S89 - NCAA Regional (214)
S90 - John Burns (205)
S90 - Big Eight Championship (211)
S90 - NCAA Regional (214)
F90 - Kansas Invitational (71)

6 - MICHAEL BRADLEY

Valrico, Fla. (Valrico)

F86 - Buckeye Fall Classic (214)
F86 - Golf World/Palmetto Dunes (207)
S87 - Oak Tree Shootout (135)
S87 - Big Eight Championship (206)
S88 - All-American (209)
S88 - Sun Devil (141)



Morgan Hoffmann

6 - TOM JONES

Tulsa, Okla. (Rogers)

S74 - Border Olympics (282)
S75 - Four States Inter. (292) [tie]
S75 - Sooner Invitational (218)
S75 - Big Eight Championship (217)
S76 - New Mexico State Inter. (211)
F76 - River City Intercollegiate (209)

6 - HUNTER MAHAN

McKinney, Texas (McKinney)

F01 - Jerry Pate (205)
S02 - Ping/Arizona (203)
S02 - U.S. Collegiate (204)
S03 - Morris Williams (202)
S03 - Big 12 Championship (208)
S03 - The Maxwell (204)

6 - BOB TWAY

Marietta, Ga. (Wheeler)

S79 - Southern Intercollegiate (211)
S79 - Big Eight Championship (215)
S80 - Pan American (201) [tourn. record]
S81 - Rafael Alarcon (207)
S81 - Wheatshocker Intercollegiate (207)
S81 - Chris Schenkel (207)

6 - PETER UHLEIN

Bradenton, Fla. (Pendleton)

S09 - Gaillardia Intercollegiate (148)
F09 - Ping/Golfweek Invitational (211)
F09 - Gifford Collegiate (202)
S10 - NCAA Southeast Regional (206)
F10 - Fighting Illini Invitational (204)
S11 - Aggie Invitational (210)

6 - MATTHEW WOLFF

Agoura Hills, Calif. (Westlake)

F19 - The Carmel Cup (199)
F19 - Fighting Illini Invitational (204)
F19 - Royal Oaks Intercollegiate (206) [tie]
S19 - Amer Ari Invitational (198)
S19 - Valspar Collegiate (199)
S19 - NCAA Championship (278)

5 - MORGAN HOFFMANN

Wyckoff, N.J. (Ramapo)

F08 - Ping/Golfweek Preview (207)
S09 - Morris Williams (212)
S09 - Big 12 Championship (276)
S11 - Southern Highlands (206)
S11 - Big 12 Championship (280)

5 - KEVIN TWAY

Edmond, Okla. (North)

S08 - NCAA Central Regional (214)
S09 - NCAA South Central Regional (216)
S10 - Puerto Rico Classic (199)
S11 - Augusta State Inv. (204)
S11 - NCAA Colorado Regional (206)

5 - PABLO MARTIN

Malaga, Spain (Ortega y Gasset)

F04 - Ping/Golfweek Preview (206)
F04 - Isleworth Collegiate (209)
F05 - Ping/Golfweek Preview (205)
F05 - Isleworth Collegiate (212)
S07 - Big 12 Championship (211)

5 - JAIME GONZALEZ

Rio de Janeiro, Brazil

S74 - Oklahoma Intercollegiate (215)
S74 - Big Eight Championship (219)
S75 - Mike McKenzie Intercollegiate (140)
S75 - Oklahoma Intercollegiate (211)
S77 - Wheatshocker Intercollegiate (213)



Willie Wood

ALL-TIME INDIVIDUAL MEDALISTS



Peter Uihlein

5 - CHARLES HOWELL
Augusta, Ga. (Westminster Prep)
 F98 - Ping-Golfweek Preview (216)
 F99 - Jerry Pate (201)
 S00 - Big 12 Championship (200)
 S00 - The Maxwell (206)
 S00 - NCAA Championship (265)

5 - EDWARD LOAR
Rockwall, Texas (Rockwall)
 F96 - Jerry Pate (208)
 S97 - The Maxwell (205)
 F97 - William H. Tucker Intercol. (137)
 F98 - Golf World/Palmetto Dunes (206)
 S00 - U.S. Collegiate (203)

4 - VIKTOR HOVLAND
Oslo, Norway (WANG Toppidrett)
 S18 - Valspar Collegiate (200)
 F19 - Royal Oaks Intercollegiate (206) [tie]
 F19 - East Lake Cup (68)
 S19 - The Prestige (205)

4 - ANDERS HULTMAN
Gothenburg, Sweden (Burgardens)
 F00 - Golf World (195)
 S01 - ASU-Thunderbird (206)
 S01 - The Maxwell (204)
 S02 - Big 12 Championship (203)

4 - JONATHAN MOORE
Vancouver, Wash. (The Pendleton School)
 S06 - The Maxwell (196)
 S06 - NCAA Central Regional (205)
 S06 - NCAA Championship (276)
 S07 - Hawaii-Hilo Intercollegiate (195)

3 - RAFAEL ALARCON
Guadalajara, Mexico
 S78 - Oklahoma Intercollegiate (212)
 F78 - All-College (201)
 S80 - Big Eight Championship (213)

3 - KRIS COX
Lafayette, La. (Episcopal of Acadiana)
 S94 - John Burns (206)
 S94 - Ping/Intercollegiate (213)
 S96 - Big Eight Championship (217)

3 - ANDY DILLARD
Tyler, Texas (Lee)
 S81 - Morris Williams (213) (Tie)
 F82 - All-College (203)
 F83 - All-College (222)

3 - DAVID EDWARDS
Edmond, Okla. (Edmond)
 S77 - Pan American (212)
 S78 - Pan American (210)
 S78 - NCAA Championship (213)

3 - RICKIE FOWLER
Murrieta, Calif. (Valley)
 F07 - Fighting Illini Invitational (203)
 S08 - Big 12 Championship (279)
 S09 - Aggie Invitational (138)

3 - CRAIG HAINLINE
Wichita, Kan. (West)
 F89 - Butler National (219)
 S90 - Morris Williams (213)
 S91 - Big Island Classic (216)

3 - BRITT HARRISON
Beaumont, Texas (Forest Park)
 F76 - Harvey Penick (214)
 S78 - Morris Williams (214)
 S79 - Pinehurst Intercollegiate (216)

3 - TRIP KUEHNE
Dallas, Texas (Highland Park)
 S95 - Arizona (207)
 S95 - Golf Digest (213) [tie]
 S96 - Morris Williams (217)

3 - CHRIS TIDLAND
Placentia, Calif. (Valencia)
 F93 - Ping/Tulsa (212)
 F94 - Golf World (208)
 S95 - Big Eight (211) [tie]

3 - BO VAN PELT
Richmond, Ind. (Richmond)
 F95 - Missouri Bluffs (204)
 S97 - Burns Inter. (211)
 S97 - NCAA Cent. Regional (209) (tie)

3 - KRISTOFFER VENTURA
Rygge, Norway (WANG Toppidrett)
 S16 - Aggie Invitational (212)
 S16 - NCAA Stillwater Regional (216)
 S18 - Big 12 Championship (283)

2 - BRENDON JELLEY
Tulsa, Okla. (Jenks)
 S16 - John Hayt Collegiate (207)
 S17 - Broncho Invitational (210)

2 - DON BLISS
St. Louis, Mo. (Normandy)
 S73 - Big Eight Championship (209)
 S74 - Cowboy Invitational (143)

2 - AUSTIN ECKROAT
Edmond, Okla. (North)
 S18 - Wyoming Desert Intercollegiate (202)
 S19 - Querencia Cabo Collegiate (199)

2 - BOB MAY
LaHabra, Calif. (LaHabra)
 S89 - Morris Williams (210)
 F89 - Palmetto Dunes (206)

2 - TOMMY MOORE
New Orleans, La. (De LaSalle)
 S82 - Wheatshocker Intercollegiate (220)
 S83 - Chris Schenkel (210)

2 - JORDAN NIEBRUGGE
Mequon, Wis. (Homestead)
 S14-Amer Ari Invitational (200)
 S15-NCAA New Haven Regional (203)

2 - E. J. PFISTER
Marilla, N. Y. (Marilla)
 S88 - Big Eight Championship (213)
 S88 - NCAA Championship (284)

2 - TRACY PHILLIPS
Jenks, Okla. (Jenks)
 F81 - All-College (204)
 F81 - Harvey Penick (210)

2 - LEIF WESTERBERG
Upplands Vasby, Sweden
 S96 - Mauna Kea Inter. (206) (Tie)
 S97 - Big 12 Championship (211)

2 - TRENT WHITEKILLER
Sallisaw, Okla. (Sallisaw)
 S09 - Linger Longer (208)
 F09 - Fighting Illini Invitational (211) (Tie)

1 - ZACH BAUCHOU
Forest, Va. (Liberty Christian Academy)
 S16 - ORU Shootout (212)

1 - MIKE CLAYTON
Putnam City, Okla.
 S75 - Wheatshocker Intercollegiate (146)

1 - IAN DAVIS
Edmond, Okla. (Deer Creek)
 F12 - Royal Oaks Intercollegiate (206)

1 - KEVIN DOUGHERTY
Murrieta, Calif. (Vista Murrieta)
 F13-Royal Oaks Intercollegiate (202)

1 - KIRK GOSS
Chickasha, Okla. (Chickasha)
 F74- All-College (203)



Kristoffer Ventura

ALL-TIME INDIVIDUAL MEDALISTS



Kevin Dougherty

1 - BRIAN GUETZ
Littleton, Colo. (Heritage)
S96 - The Maxwell (207)

1 - AMAN GUPTA
Concord, N.C. (Univ. of Nebraska HS)
S19 - Southern Plains Intercollegiate (211)

1 - NICK HEINEN
Edmond, Okla. (North)
F18 - Inverness Intercollegiate (134)

1 - BILL HOEFLE
Ames, Iowa (Ames)
S92 - Morris Williams (216)

1 - TRENT LEON
Dallas, Tx (Pendleton)
S08 - U.S. Collegiate (208)

1 - TYLER LEON
Dallas, Tx (Pendleton)
S05 - Waikoloa Intercollegiate (195)

1 - BRIAN MONTGOMERY
Bristow, Okla. (Bristow)
S88 - Oak Tree (211)



Ed Loar

1 - STRATTON NOLEN
Austin, Texas (Westlake)
S16 - Big 12 Championship (282)

1 - JOHN O'NEILL
Arcadia, Calif. (LaSalle)
F85 - UNLV-Rebel Classic (209)

1 - CARL SUNESON
Canary Islands
F87 - US-Japan Friendship Match (205)

1 - STEVE THOMPSON
Bartlesville, Okla. (Sooner)
S74 - Wheatshocker Intercollegiate (141)

1 - JEFF WALSER
Putnam City, Okla. (Putnam City)
S80 - Rafael Alarcon (218)

1 - JIM WOODWARD
Oklahoma City, Okla. (John Marshall)
S76 - Cowboy Invitational (147)



Jordan Niebrugge



Austin Eckroat

MEDALISTS IN CHRONOLOGICAL ORDER

1973-74 (5)

(Spring)

Tom Jones	Fr.	Border Olympics (282)
Don Bliss	Sr.	Cowboy Invitational (143)
Jaime Gonzalez	Fr.	Oklahoma Intercollegiate (215)
Steve Thompson	Sr.	Wheatshocker (141)
Jaime Gonzalez	Fr.	Big Eight (219)

1974-75 (9)

(Fall)

Kirk Goss	Jr.	All-College (203)
-----------	-----	-------------------

(Spring)

Lindy Miller	Fr.	Four States Invitational (292) TIE
Tom Jones	So.	Four States Invitational (292) TIE
Tom Jones	So.	Sooner Invitational (218)
Lindy Miller	Fr.	Cowboy Invitational (140)
Jaime Gonzalez	So.	Mike McKenzie (140)
Jaime Gonzalez	So.	Oklahoma Intercollegiate (211)
Mike Clayton	Sr.	Wheatshocker (146)
Tom Jones	So.	Big Eight Championship (217)

1975-76 (4)

(Spring)

Tom Jones	Jr.	New Mexico St. Intercollegiate (211)
Lindy Miller	So.	Morris Williams (208)
Jim Woodward	Fr.	Cowboy Invitational (147)
Lindy Miller	So.	Big Eight Championship (217)

1976-77 (8)

(Fall)

Lindy Miller	Jr.	All-College (199)
Tom Jones	Sr.	River City Intercollegiate (209)
Britt Harrison	So.	Harvey Penick (214)

(Spring)

David Edwards	Jr.	Pan American (212)
Lindy Miller	Jr.	Bing Crosby Intercollegiate (287)
Jaime Gonzalez	Sr.	Wheatshocker (213)
Lindy Miller	Jr.	Sun Devil (203)
Lindy Miller	Jr.	Big Eight Championship (220)

1977-78 (7)

(Fall)

Lindy Miller	Sr.	Harvey Penick (212)
--------------	-----	---------------------

(Spring)

David Edwards	Sr.	Pan American (210)
Britt Harrison	Jr.	Morris Williams (214)
Rafael Alarcon	So.	Oklahoma Intercollegiate (212)
Lindy Miller	Sr.	Labron Harris Intercollegiate (199)
Lindy Miller	Sr.	Big Eight Champ. (212)
David Edwards	Sr.	NCAA Champ. (281)

1978-79 (4)

(Fall)

Rafael Alarcon	Jr.	All-College (201)
----------------	-----	-------------------

(Spring)

Britt Harrison	Sr.	Pinehurst Intercollegiate (216)
Bob Tway	So.	Southern Intercollegiate (211)
Bob Tway	So.	Big Eight Championship (215)

1979-80 (3)

(Spring)

Bob Tway	Jr.	Pan American (201)
Jeff Walser	Sr.	Rafael Alarcon (218)
Rafael Alarcon	Sr.	Big Eight Championship (213)

1980-81 (5)

(Spring)

Bob Tway	Sr.	Rafael Alarcon (207)
Andy Dillard	Fr.	Morris Williams (213)
Willie Wood	So.	All-American (283)
Bob Tway	Sr.	Wheatshocker (207)
Bob Tway	Sr.	Chris Schenkel (207)

1981-82 (7)

(Fall)

Tracy Phillips	Fr.	All-College (204)
Willie Wood	Jr.	Morton Braswell (220)
Tracy Phillips	Fr.	Harvey Penick (210)

(Spring)

Willie Wood	Jr.	Pan American (201)
Tommy Moore	So.	Wheatshocker (220)
Willie Wood	Jr.	Chris Schenkel (212)
Willie Wood	Jr.	Big Eight Championship (211)

1982-83 (5)

(Fall)

Andy Dillard	Jr.	All-College (203)
Willie Wood	Sr.	Fresno-Pepsi (141)
Willie Wood	Sr.	Southwestern (280)

(Spring)

Tommy Moore	Jr.	Chris Schenkel (210)
Willie Wood	Sr.	Sun Devil (211)

1983-84 (4)

(Fall)

Andy Dillard	Sr.	All-College (222)
Scott Verplank	So.	KU Fall Classic (217)

(Spring)

Scott Verplank	So.	Chris Schenkel (208)
Scott Verplank	So.	Big Eight (220)

1984-85 (4)

(Fall)

Brian Watts	Fr.	U.S.-Japan (216)
-------------	-----	------------------

(Spring)

Scott Verplank	Jr.	Crown Colony (139)
Scott Verplank	Jr.	Rafael Alarcon (201)
Brian Watts	Fr.	Morris Williams (205)

1985-86 (7)

(Fall)

Scott Verplank	Sr.	Grandfather Mnt. (217)
Brian Watts	So.	Southwestern Intercollegiate (222)
Scott Verplank	Sr.	Midwest Classic (140)
Scott Verplank	Sr.	Harvey Penick (204)
John O'Neill	Jr.	Rebel Classic (209)

(Spring)

Brian Watts	So.	Big Eight Championship (211)
Scott Verplank	Sr.	NCAA Championship (282)

1986-87 (7)

(Fall)

Michael Bradley	Jr.	Buckeye (214)
Michael Bradley	Jr.	Palmetto Dunes (207)

(Spring)

Michael Bradley	Jr.	Oak Tree Shoot (135)
Brian Watts	Jr.	Morris Williams (211)
Michael Bradley	Jr.	Big Eight Championship (206)
Brian Watts	Jr.	Oak Tree Intercollegiate (206)
Brian Watts	Jr.	NCAA Championship (284)

1987-88 (6)

(Fall)

Carl Suneson	Jr.	U.S.-Japan (205)
--------------	-----	------------------

(Spring)

Michael Bradley	Sr.	All-American (209)
Michael Bradley	Sr.	Sun Devil (141)
E.J. Pfister	Sr.	Big Eight Championship (213)
Brian Montgomery	So.	Oak Tree (211)
E.J. Pfister	Sr.	NCAA Championship (284)



Mike Holder and Lindy Miller

MEDALISTS IN CHRONOLOGICAL ORDER



Casey Wittenberg tied for 13th at the 2004 Masters Tournament to earn Low Amateur honors.

1988-89 (4)

(Fall)		
Kevin Wentworth	So.	UNLV (211)
(Spring)		
Bob May	So.	Morris Williams (210)
Kevin Wentworth	So.	Big Eight (210)
Kevin Wentworth	So.	NCAA Regional (214)

1989-90 (6)

(Fall)		
Craig Hainline	Fr.	Butler National (219)
Bob May	Jr.	Palmetto Dunes (206)
(Spring)		
Kevin Wentworth	Jr.	John Burns (205)
Craig Hainline	Fr.	Morris Williams (213)
Kevin Wentworth	Jr.	Big Eight Championship (211)
Kevin Wentworth	Jr.	NCAA Regional (214)

1990-91 (2)

(Fall)		
Kevin Wentworth	Sr.	Kansas Invitational (71)
(Spring)		
Craig Hainline	So.	Big Island (216)

1991-92 (3)

(Spring)		
Alan Bratton	Fr.	Big Island (220)
Bill Hoefle	Jr.	Morris Williams (216)
Alan Bratton	Fr.	Big Eight Championship (210)

1992-93 (0)

None

1993-94 (5)

(Fall)		
Chris Tidland	Jr.	Tour Tulsa (212)
(Spring)		
Alan Bratton	Jr.	Ping/Arizona (203)
Kris Cox	So.	John Burns (206)
Alan Bratton	Jr.	Morris Williams (210)
Kris Cox	So.	Ping/Intercollegiate (213)

1994-95 (7)

(Fall)		
Chris Tidland	Sr.	Golf World (208)



Jordan Niebrugge tied for sixth place at the 2015 Open Championship at St. Andrews with an 11-under 277 total to set the tournament's amateur scoring mark.

(Spring)

Trip Kuehne	Jr.	Arizona (207)
Alan Bratton	Sr.	Golf Digest (213)
Trip Kuehne	Jr.	Golf Digest (213)
Alan Bratton	Sr.	Big Eight Championship (211)
Chris Tidland	Sr.	Big Eight Championship (211)
Alan Bratton	Sr.	NCAA Regional (211)

1995-96 (5)

(Fall)		
Bo Van Pelt	So.	Missouri Bluffs (204)
(Spring)		
Leif Westerberg	Jr.	Mauna Kea (206)
Trip Kuehne	Sr.	Morris Williams (217)
Kris Cox	Sr.	Big Eight Championship (217)
Brian Guetz	Jr.	The Maxwell (207)



Viktor Hovland tied for 12th place at the 2019 U.S. Open at Pebble Beach with a 4-under score of 280, which broke the previous best score by an amateur recorded by Jack Nicklaus in 1960.

1996-97 (5)

(Fall)		
Edward Loar	Fr.	Jerry Pate (208)
(Spring)		
Bo Van Pelt	Jr.	Burns Intercollegiate (211)
Leif Westerberg	Sr.	Big 12 (211)
Edward Loar	Fr.	The Maxwell (205)
Bo Van Pelt	Jr.	Central Regional (209) (tie)

1997-98 (1)

(Fall)		
Edward Loar	So.	Tucker Intercollegiate (137)

1998-99 (2)

(Fall)		
Charles Howell	So.	Preview (216)
Edward Loar	Jr.	Palmetto Dunes (206)



Charles Howell

MEDALISTS IN CHRONOLOGICAL ORDER



Matthew Wolff

1999-2000 (5)

(Fall)
Charles Howell Jr. Jerry Pate (201)

(Spring)
Edward Loar Sr. U.S. Collegiate (203)
Charles Howell Jr. Big 12 Championship (200)
Charles Howell Jr. The Maxwell (206)
Charles Howell Jr. NCAA Championship (265)

2000-01 (3)

(Fall)
Anders Hultman Jr. Golf World (195)
(Spring)
Anders Hultman Jr. ASU-Thunderbird (206)
Anders Hultman Jr. The Maxwell (204)

2001-02 (4)

(Fall)
Hunter Mahan So. Jerry Pate (205)
(Spring)
Hunter Mahan So. Ping Arizona (203)
Hunter Mahan So. U.S. Collegiate (204)
Anders Hultman Sr. Big 12 Championship (203)

2002-03 (3)

(Spring)
Hunter Mahan Jr. Morris Williams (202)
Hunter Mahan Jr. Big 12 Championship (208)
Hunter Mahan Jr. The Maxwell (204)

2003-04 (0)

none

2004-05 (3)

(Fall)
Pablo Martin Fr. Ping/Golfweek Preview (206)
Pablo Martin Fr. Isleworth Collegiate (209)
(Spring)
Tyler Leon So. Waikoloa Intercollegiate (195)

2005-06 (5)

(Fall)
Pablo Martin So. Ping/Golfweek Preview (205)
Pablo Martin So. Isleworth Collegiate (212)
(Spring)
Jonathan Moore Fr. The Maxwell (196)
Jonathan Moore Fr. NCAA Central Regional (205)
Jonathan Moore Fr. NCAA Championship (226)

2006-07 (2)

(Spring)
Jonathan Moore So. Hawaii-Hilo Intercollegiate (195)
Pablo Martin Jr. Big 12 Championship (211)

2007-08 (4)

(Fall)
Rickie Fowler Fr. Fighting Illini Invitational (203)
(Spring)
Trent Leon Jr. U.S. Collegiate (208)
Rickie Fowler Fr. Big 12 Championship (279)
Kevin Tway Fr. NCAA Central Regional (214)

2008-09 (7)

(Fall)
Morgan Hoffmann Fr. Ping/Golfweek Preview (207)
(Spring)
Trent Whitekiller Jr. Linger Longer Invitational (208)
Peter Uihlein Fr. Gaillardia Intercollegiate (148)
Morgan Hoffmann Fr. Morris Williams Intercollegiate (212)
Rickie Fowler So. Aggie Invitational (138)
Morgan Hoffmann Fr. Big 12 Championship (276)
Kevin Tway So. NCAA South Central Regional (216)

2009-10 (5)

(Fall)
Trent Whitekiller Sr. Fighting Illini Invitational (211)
Peter Uihlein So. Ping/Golfweek Invitational (211)
Peter Uihlein So. Gifford Collegiate (202)
(Spring)
Kevin Tway Jr. Puerto Rico Classic (199)
Peter Uihlein So. NCAA Southeast Regional (206)

2010-11 (6)

(Fall)
Peter Uihlein Jr. Fighting Illini Invitational (204)
(Spring)
Morgan Hoffmann Jr. Southern Highlands (206)
Kevin Tway Sr. Augusta State Invitational (204)
Peter Uihlein Jr. Aggie Invitational (210)
Morgan Hoffmann Jr. Big 12 Championship (280)
Kevin Tway Sr. NCAA Colorado Regional (206)

2012-13 (1)

(Fall)
Ian Davis Jr. Royal Oaks Intercollegiate (206)

2013-14 (2)

(Fall)
Kevin Dougherty Sr. Royal Oaks Intercollegiate (202)
(Spring)
Jordan Niebrugge So. Amer Ari Invitational (200)

2014-15 (1)

(Spring)
Jordan Niebrugge Jr. NCAA New Haven Regional (203)

2015-16 (5)

(Spring)
Brendon Jelley So. John Hayt Collegiate (207)
Kristoffer Ventura So. Aggie Invitational (212)
Zach Bauchou Fr. ORU Shootout (212)
Stratton Nolen So. Big 12 Championship (282)
Kristoffer Ventura So. NCAA Stillwater Regional (216)



2017 U.S. Amateur medalist Hayden Wood posted scores of 64 and 67 to set the event's 36-hole scoring record.

2016-17 (1)


(Spring)
Brendon Jelley Jr. Broncho Invitational (210)

2017-18 (4)

(Fall)
Nick Heinen Jr. Inverness Intercollegiate (134)
(Spring)
Austin Eckroat Fr. Wyoming Desert Intercollegiate (202)
Viktor Hovland So. Valspar Collegiate (200)
Kristoffer Ventura Sr. Big 12 Championship (283)

2018-19 (11)

(Fall)
Matthew Wolff So. The Carmel Cup (199)
Matthew Wolff So. Fighting Illini Invitational (204)
Matthew Wolff So. Royal Oaks Intercollegiate (206)
Viktor Hovland Jr. Royal Oaks Intercollegiate (206)
Viktor Hovland Jr. East Lake Cup (68)
(Spring)
Matthew Wolff So. Amer Ari Invitational (198)
Viktor Hovland Jr. The Prestige (205)
Austin Eckroat So. Querencia Cabo Collegiate (199)
Matthew Wolff So. Valspar Collegiate (199)
Aman Gupta Fr. Southern Plains Intercollegiate (211)
Matthew Wolff So. NCAA Championship (278)



Viktor Hovland



INDIVIDUAL MEDALISTS HISTORY

Player	Fr.	So.	Jr.	Sr.	Tot.
Lindy Miller	2	2	4	3	11
Scott Verplank	0	3	2	4	9
Willie Wood	0	1	4	3	8
Alan Bratton	2	0	2	3	7
Brian Watts	2	2	3	0	7
Kevin Wentworth	0	3	3	1	7
Michael Bradley	0	0	4	2	6
Tom Jones	1	3	1	1	6
Hunter Mahan	0	3	3	-	6
Bob Tway	0	2	1	3	6
Peter Uihlein	1	3	2	-	6
Matthew Wolff	0	6	-	-	6
Jaime Gonzalez	2	2	0	1	5
Charles Howell	0	1	4	-	5
Edward Loar	2	1	1	1	5
Pablo Martin	2	2	1	-	5
Morgan Hoffmann	3	0	2	-	5
Kevin Tway	1	1	1	2	5
Viktor Hovland	0	1	3	-	4
Anders Hultman	0	0	3	1	4
Jonathan Moore	3	1	-	-	4
Rafael Alarcon	0	1	1	1	3
Kris Cox	0	2	0	1	3
Andy Dillard	1	0	1	1	3
David Edwards	0	0	1	2	3
Rickie Fowler	2	1	0	0	3
Craig Hainline	2	1	0	0	3
Britt Harrison	0	1	1	1	3
Kristoffer Ventura	0	2	0	1	3
Trip Kuehne	-	0	2	1	3
Chris Tidland	0	0	1	2	3
Bo Van Pelt	0	1	2	0	3
Austin Eckroat	1	1	-	-	2
Brendon Jelley	0	1	1	-	2
Bob May	0	1	1	0	2
Tommy Moore	0	1	1	0	2
Jordan Niebrugge	0	1	1	0	2
E.J. Pfister	0	0	0	2	2
Tracy Phillips	2	0	0	0	2
Leif Westerberg	0	0	1	1	2
Trent Whitekiller	0	0	1	1	2
Don Bliss	0	0	0	1	1

Zach Bauchou	1	0	0	0	1
Tyler Leon	0	1	0	0	1
Mike Clayton	0	0	0	1	1
Ian Davis	0	0	1	0	1
Kevin Dougherty	0	0	0	1	1
Kirk Goss	0	0	1	0	1
Brian Guetz	0	0	1	0	1
Aman Gupta	1	-	-	-	1
Nick Heinen	0	0	1	-	1
Bill Hoeffle	0	0	1	0	1
Trent Leon	0	0	1	0	1
Brian Montgomery	0	1	0	0	1
Stratton Nolen	0	1	-	-	1
John O'Neill	0	0	1	0	1
Carl Suneson	0	0	1	0	1
Steve Thompson	0	0	0	1	1
Jeff Walser	0	0	0	1	1
Jim Woodward	1	0	0	0	1
Total	32	54	67	44	197

TOP-10 INDIVIDUAL FINISHES 1973-74 TO PRESENT

Name	Top 10	Top 5	Top 3	Wins
Scott Verplank	39	25	21	9
Lindy Miller	34	25	19	11
Alan Bratton	33	25	16	7
Brian Watts	32	23	15	7
Willie Wood	32	26	15	8
Kevin Wentworth	32	20	14	7
Tommy Moore	28	19	13	2
Michael Bradley	28	20	13	6
Bob Tway	27	17	14	6
Chris Tidland	26	18	11	3
Jaime Gonzalez	25	17	12	5
Tom Jones	24	18	14	6
Charles Howell	23	15	12	5
Pablo Martin	23	16	2	5
Edward Loar	22	13	8	5
David Edwards	21	16	12	3
Viktor Hovland	21	14	11	4
Kevin Tway	21	15	12	5
Rafael Alarcon	19	10	5	3
Peter Uihlein	19	15	13	6
Jordan Niebrugge	19	11	6	2
Zach Bauchou	18	11	4	1
Kris Cox	18	10	7	3
Morgan Hoffmann	18	13	11	5
Hunter Mahan	18	13	9	6
E.J. Pfister	18	11	8	2
Matthew Wolff	17	13	12	6
Craig Hainline	17	9	5	3
Rickie Fowler	16	13	6	3
Scott DeSerrano	16	4	0	0
Leif Westerberg	16	9	8	2
Talor Gooch	15	7	5	0
Britt Harrison	15	14	9	3
Anders Hultman	15	7	4	4
Andy Dillard	15	10	8	3
Bo Van Pelt	15	10	7	2
Tim Fleming	13	9	5	0
Bob May	13	8	6	2
Trip Kuehne	13	9	6	3
Tyler Leon	13	6	4	1
Kristoffer Ventura	13	9	5	3
Alex Norén	11	7	6	0
Trent Leon	11	6	3	1
Carl Suneson	11	6	4	1
Jaxon Brigman	11	3	1	0
Jeff Walser	10	7	3	1
Wyndham Clark	10	7	4	0
Zachary Olsen	10	5	2	0
Zack Robinson	10	6	5	0
Brian Guetz	10	4	3	2
Bill Hoeffle	9	2	2	1
Jonathan Moore	9	8	7	4
Stratton Nolen	9	5	3	1

Name	Top 10	Top 5	Top 3	Wins
Hayden Wood	9	3	2	0
Ian Davis	8	5	1	1
Austin Eckroat	8	5	3	2
Sean Einhaus	8	2	1	0
Nick Heinen	8	7	3	1
Sam Stevens	8	5	2	0
Trent Whitekiller	8	3	3	2
Kirk Goss	8	6	3	1
Kevin Whipple	8	4	3	0
Brian Montgomery	8	4	2	1
Pär Nilsson	8	2	1	0
Tracy Phillips	7	7	5	2
John O'Neill	7	4	1	1
Don Bliss	6	4	2	1
Eric Evans	6	1	1	0
David White	6	3	1	0
Brandon Knight	6	3	3	0
Ryan Posey	5	2	2	0
Casey Wittenberg	5	1	0	0
Jim Woodward	5	3	3	1
Mike Clayton	4	3	1	1
Kevin Dougherty	4	2	1	1
Brent Goodger	4	2	2	0
Brendon Jelley	4	4	2	2
Landry Mahan	4	1	1	0
Tyson Reeder	4	0	0	0
Tom Sieckman	3	0	0	0
Jeff McMillian	3	1	1	0
Phillip Walton	3	2	1	0
Jeff Maggert	3	1	0	0
Matt McQuillan	3	0	0	0
Harry Rudolph	3	2	1	0
Greg Robertson	3	0	0	0
Chris Clarke	2	0	0	0
Billy de Tournillon	2	1	1	0
Brad Gehl	2	1	1	0
Mark Johnson	2	0	0	0
John Jones	2	2	1	0
Jay Tewell	2	2	0	0
Steve Thompson	2	1	1	1
J.C. DeLeon	2	1	0	0
Drew Page	2	1	0	0
Bernhard Neumann	2	0	0	0
Aman Gupta	1	1	1	1
Rod Nuckolls	1	1	1	0
Tanner Kesterson	1	0	0	0
Rod Kimmel	1	0	0	0
Sam Lee	1	1	1	0
Dave Martin	1	0	0	0
Kirk Maynard	1	0	0	0
Boyd Summerhays	1	0	0	0
Patrick Winther	1	0	0	0



Trent Whitekiller earned his first career victory at the 2009 Linger Longer Invitational



GOLFWEEEK/SAGARIN RANKINGS

1999-2000

3.	Oklahoma State	70.39
1.	Charles Howell	68.71
16.	Edward Loar	70.22
25.	Anders Hultman	70.71
90.	Landry Mahan	72.16
175.	J.C. DeLeon	72.95
643.	Billy Lowry	75.30

2000-01

13.	Oklahoma State	71.62
14.	Anders Hultman	70.38
52.	Pär Nilsson	71.55
65.	Matt McQuillan	71.80
302.	Boyd Summerhays	73.67
304.	J.C. DeLeon	73.67
670.	Peter Davidson	75.54
19.	* Pete Stone	73.85

2001-02

5.	Oklahoma State	71.11
4.	Hunter Mahan	69.29
34.	Anders Hultman	71.16
120.	Pär Nilsson	72.35
232.	Alex Norén	73.13
403.	J.C. DeLeon	74.05
583.	Dayton Rose	74.85
2.	* Matt McQuillan	70.83

2002-03

4.	Oklahoma State	70.81
1.	Hunter Mahan	68.69
68.	Pär Nilsson	71.56
71.	Alex Norén	71.64
99.	Zack Robinson	71.99
109.	Chris Clarke	72.24
185.	Dayton Rose	72.86
54.	* Michael Ostrich	74.69
76.	* J.C. DeLeon	75.20
749.	* Stewart Dodson	83.06

2003-04

8.	Oklahoma State	71.08
15.	Casey Wittenberg	70.02
42.	Tyler Leon	71.03
61.	Alex Norén	71.43
104.	Zack Robinson	71.99
226.	Chris Clarke	73.05
408.	Zac Reynolds	74.00
30.	* Dayton Rose	73.75
77.	* Pär Nilsson	74.64
450.	* Stewart Dodson	78.07

2004-05

1.	Oklahoma State	69.82
5.	Pablo Martin	69.54
15.	Tyler Leon	70.18
18.	Alex Norén	70.27
20.	Zack Robinson	70.30
90.	Ryan Posey	71.73
261.	Chris Clarke	73.05
9.	* Dayton Rose	72.38
118.	* Zac Reynolds	75.69
482.	* Stewart Dodson	79.66

2005-06

1.	Oklahoma State	69.80
1.	Pablo Martin	68.49
3.	Jonathan Moore	69.46
47.	Trent Leon	71.08
55.	Tyler Leon	71.21
70.	Zack Robinson	71.43
87.	Chris Clarke	71.73
4.	* Ryan Posey	71.48

2006-07

5.	Oklahoma State	70.42
31.	Pablo Martin	70.54
48.	Tyler Leon	70.85
52.	Ryan Posey	70.93

GOLFSTAT CUP WINNERS

2007-08	Rickie Fowler	Oklahoma State	71.11
2005-06	Pablo Martin	Oklahoma State	70.40
2002-03	Hunter Mahan	Oklahoma State	70.62
1999-00	Charles Howell	Oklahoma State	69.57
2018-19	Matthew Wolff	Oklahoma State	68.64

66.	Jonathan Moore	71.16
80.	Trent Leon	71.32
436.	Chris Ward	73.66
59.	* Trent Whitekiller	73.48

2007-08

5.	Oklahoma State	70.54
1.	Rickie Fowler	68.93
42.	Trent Leon	70.99
54.	Kevin Tway	71.22
166.	Trent Whitekiller	72.17
171.	Mark Johnson	72.26
308.	Jon McLean	73.03

2008-09

1.	Oklahoma State	69.65
2.	Morgan Hoffmann	69.18
6.	Rickie Fowler	69.61
16.	Peter Uihlein	70.34
18.	Trent Leon	70.38
31.	Kevin Tway	70.87
66.	Trent Whitekiller	71.42
13.	* Bernhard Neumann	72.67
33.	* Jon McLean	73.21
59.	* Mark Johnson	73.83
762.	* Michael Miller	80.89

2009-10

1.	Oklahoma State	69.96
13.	Peter Uihlein	70.07
16.	Kevin Tway	70.10
23.	Morgan Hoffmann	70.30
46.	Trent Whitekiller	70.82
156.	Sean Einhaus	71.90
501.	Mark Johnson	73.91
188.	* Michael Miller	75.47
214.	* Drew Page	75.68
343.	* Bernhard Neumann	76.75

2010-11

1.	Oklahoma State	69.74
2.	Peter Uihlein	68.75
3.	Kevin Tway	69.11
12.	Morgan Hoffmann	69.69
93.	Drew Page	71.26
101.	Talor Gooch	71.33
102.	Sean Einhaus	71.35
8.	* Brad Gehl	72.26
15.	* Kevin Dougherty	72.58
65.	* Mark Johnson	74.01
106.	* Ian Davis	74.85

2011-12

29.	Oklahoma State	71.44
34.	Talor Gooch	70.36
215.	Sean Einhaus	72.34
311.	Drew Page	72.97
323.	Ian Davis	73.02
7.	*Patrick Winther	71.45
10.	*Tanner Kesterson	71.90
22.	*Peter Uihlein	72.62
37.	*Brad Gehl	73.15
55.	*Kevin Dougherty	73.63

2012-13

12.	Oklahoma State	71.05
33.	Ian Davis	70.66
43.	Jordan Niebrugge	70.84

45.	Talor Gooch	70.90
90.	Kevin Dougherty	71.56
417.	Sean Einhaus	73.58
424.	Patrick Winther	73.62
583.	Tanner Kesterson	74.38
1.	*Brad Gehl	71.48
19.	*Sam Lee	72.78
33.	*Wyndham Clark	73.48
52.	*Karsten Majors	74.09

2013-14

4.	Oklahoma State	69.82
9.	Wyndham Clark	69.59
30.	Talor Gooch	70.15
43.	Ian Davis	70.46
45.	Jordan Niebrugge	70.48
113.	Zachary Olsen	71.34
195.	Kevin Dougherty	71.97
49*.	Tanner Kesterson	73.44

2014-15

19.	Oklahoma State	70.67
66.	Kristoffer Ventura	70.69
105.	Zachary Olsen	71.11
236.	Brendon Jelley	72.11
241.	Wyndham Clark	72.16
369.	Sam Stevens	72.80
594.	Tanner Kesterson	73.76
33*.	Stratton Nolen	73.18

2015-16

4.	Oklahoma State	69.88
24.	Jordan Niebrugge	69.95
28.	Stratton Nolen	70.03
29.	Kristoffer Ventura	70.04
68.	Brendon Jelley	70.64
82.	Wyndham Clark	70.88
113.	Zach Bauchou	71.23
114.	Sam Stevens	71.23
126.	Nick Heinen	71.33
208.	Zachary Olsen	73.19
60*.	Hayden Wood	73.43

2016-17

4.	Oklahoma State	69.39
29.	Zachary Olsen	69.67
32.	Viktor Hovland	69.81
36.	Kristoffer Ventura	69.95
40.	Zach Bauchou	70.08
55.	Hayden Wood	70.31
83.	Sam Stevens	70.68
331.	Stratton Nolen	72.42
8*.	Brendon Jelley	71.62
10*.	Nick Heinen	71.73
22*.	Tyson Reeder	72.59


2017-18

1.	Oklahoma State	68.66
5.	Matthew Wolff	68.59
6.	Viktor Hovland	68.66
14.	Zach Bauchou	69.37
37.	Kristoffer Ventura	69.96
57.	Austin Eckroat	70.31
125.	Nick Heinen	71.08
144.	Hayden Wood	71.29
6.	* Sam Stevens	71.06
8.	* Brendon Jelley	71.33
20.	* Tyson Reeder	72.21
271.	* Stratton Nolen	75.86

2018-19

1.	Oklahoma State	68.13
1.	Viktor Hovland	66.93
2.	Matthew Wolff	67.10
14.	Austin Eckroat	69.08
36.	Zach Bauchou	69.65
82.	Hayden Wood	70.27
4*.	Aman Gupta	70.65
14*.	Rasmus Neergaard-Petersen	71.49
25*.	Ferdinand Müller	72.32


OSU VICTORIES IN MAJOR AMATEUR EVENTS




Pablo Martin - Porter Cup



Jonathan Moore - Players Amateur




Rickie Fowler - Sunnehanna Amateur



Jordan Niebrugge - Western Amateur



Zach Bauchou - Canadian Amateur



Peter Uihlein - Sahalee Players Championship

Azalea Invitational
2002 Casey Wittenberg

Canadian Amateur Championship
2017 Zach Bauchou
2018 Zach Bauchou

Cotton States Invitational
2013 Ian Davis

Dixie Amateur
2004 Jon McLean
2009 Peter Uihlein
2010 Peter Uihlein

Northeast Amateur
2011 Peter Uihlein

North and South Amateur
1972 Danny Edwards

Pacific Coast Amateur
1977 Lindy Miller

The Players Amateur
2006 Jonathan Moore
2007 Rickie Fowler
2010 Kevin Tway

Porter Cup
1983 Scott Verplank
1985 Scott Verplank
2003 Casey Wittenberg
2005 Pablo Martin

Sahalee Players Championship
2008 Trent Whitekiller
2010 Peter Uihlein

Southeastern Amateur
1972 Danny Edwards
1979 Rafael Alarcon

Southern Amateur
1977 Lindy Miller
1978 Jim Woodward
1979 Rafael Alarcon
1980 Bob Tway

1999 Edward Loar
2003 Casey Wittenberg
2013 Zachary Olsen

Southwestern Amateur
1997 Edward Loar
2012 Kevin Dougherty

Sunnehanna Amateur
1975 Jamie Gonzales
1984 Scott Verplank
1985 Scott Verplank
1993 Jaxon Brigman
1999 Ed Loar
2000 Ed Loar
2007 Rickie Fowler
2008 Rickie Fowler

Terra Cotta Invitational
2003 Casey Wittenberg
2007 Peter Uihlein

Trans-Mississippi Amateur
1964 Dave Eichelberger
1965 Jim Hardy
1974 Tom Jones
1978 Bob Tway
1986 Brian Watts
2007 Trent Brown
2008 Roger Brown (senior)

Georgia Cup
2011 Peter Uihlein

U.S. Amateur Championship
1962 Labron Harris, Jr.
1967 Bob Dickson
1984 Scott Verplank
2010 Peter Uihlein
2018 Viktor Hovland

U.S. Amateur Public Links
2013 Jordan Niebrugge

U.S. Junior Amateur
1977 Willie Wood
1986 Brian Montgomery
1999 Hunter Mahan
2005 Kevin Tway

U.S. Mid-Amateur
2007 Trip Kuehne

Western Amateur
1985 Scott Verplank
2013 Jordan Niebrugge

**Southern Golf Association
National Amateur of the Month**
March, 2003 Hunter Mahan (inaugural award)
Sep, 2004 Pablo Martin
Oct, 2005 Pablo Martin
May, 2006 Jonathan Moore
Sep, 2007 Rickie Fowler
Mar, 2008 Trent Leon
Apr, 2009 Morgan Hoffmann
Sep, 2009 Peter Uihlein
Aug, 2010 Peter Uihlein
Apr, 2011 Morgan Hoffmann
July, 2013 Zachary Olsen
July, 2015 Jordan Niebrugge



Zachary Olsen - Southern Amateur

OSU IN INTERNATIONAL COMPETITION

WALKER CUP PARTICIPANTS

Year	Player	Record
1963	Labron Harris, Jr.	2-1-0
1965	Dave Eichelberger	1-2-0
1967	Bob Dickson	3-0-0
1973	Danny Edwards	4-0-0
1977	Lindy Miller	4-0-0
1981	Philip Walton	3-1-0
1983	Philip Walton	3-1-0
	Willie Wood	1-2-1
1985	Scott Verplank	3-0-0
1987	Brian Montgomery	2-0-0
1991	Bob May	3-1-0
1995	Alan Bratton	1-0-2
	Kris Cox	1-2-0
	Trip Kuehne	0-3-0
1999	Edward Loar	2-1-0
2003	Trip Kuehne	1-2-1
	Casey Wittenberg	1-2-1
2007	Rickie Fowler	3-1-0
	Trip Kuehne	1-2-0
	Jonathan Moore	2-0-1
2009	Rickie Fowler	4-0-0
	Morgan Hoffmann	2-0-1
	Peter Uihlein	4-0-0
2011	Peter Uihlein	2-2-0
2013	Jordan Niebrugge	2-2-0
2015	Jordan Niebrugge	0-3-0

PALMER CUP PARTICIPANTS

Year	Player	Record
1997	Bo Van Pelt	4-0-0
1998	Charles Howell	
	Edward Loar	
2002	Hunter Mahan	1-2-1
2003	Par Nilsson	1-1-2
2004	Alex Norén	1-3-0
2005	Alex Norén	2-2
	Pablo Martin	1-2-1
2006	Pablo Martin	4-0-0
2007	Jonathan Moore	3-1-0
	Mike McGraw (U.S. Team Captain)	
2008	Rickie Fowler	1-2-1
2009	Morgan Hoffmann	2-2-0
	Trent Leon	1-3-0
2014	Wyndham Clark	0-2-2
2017	Viktor Hovland	2-1-1
	Kristoffer Ventura	2-2-0
2018	Zach Bauchou	2-2-0
	Viktor Hovland	0-4-0
	Matthew Wolff	2-2-0
2019	Austin Eckroat	1-2-1

COPA DE LAS AMERICAS PARTICIPANTS

Year	Player	Scores
2007	Jonathan Moore	75-71-74-70—290
2010	Peter Uihlein	76-69-70-72—287

THE OLYMPIC GAMES

Year	Player	Scores
2016	Rickie Fowler	75-71-64-74—284

WORLD AMATEUR TEAM CHAMPIONSHIP PARTICIPANTS


1962	Labron Harris, Jr. (USA)	73-77-72-70—292
1972	Mark Hayes (USA)	74-71-71-75—291
	Jaime Gonzalez (Brazil)	77-80-75-72—304
1974	Jaime Gonzalez (Brazil)	73-74-74-73—294
1976	Rafael Alarcon (Mexico)	77-74-81-81—313
	Jaime Gonzalez (Brazil)	77-78-70-76—301
1980	Rafael Alarcon (Mexico)	73-77-78-78—306
	Bob Tway (USA)	72-71-74-71—288
1982	Philip Walton (Great Britain and Ireland)	71-77-75-72—295
1984	Scott Verplank (USA)	69-77-72-73—291
1996	Leif Westerberg (Sweden)	73-69-71-72—285
1998	Anders Hultman (Sweden)	72-78-73-67—290
2000	Anders Hultman (Sweden)	71-75-71-72—289
	Pär Nilsson (Sweden)	75-72-73-73—293
2002	Hunter Mahan (USA)	68-72-71-77—288
	Pablo Martin (Spain)	73-75-68-76—292
	Pär Nilsson (Sweden)	70-75-79-72—296
2004	Alex Norén (Sweden)	69-70-69—208
2006	Sean Einhaus (Germany)	72-73-73-68—286
	Trip Kuehne (USA)	78-70-70-69—287
	Pablo Martin (Spain)	73-71-70-67—281
	Jonathan Moore (USA)	72-72-72-74—290
2008	Sean Einhaus (Germany)	78-74-77-78—307
	Rickie Fowler (USA)	68-67-70-75—280*
2010	Peter Uihlein (USA)	72-72-70—214
2012	Kristoffer Ventura (Norway)	71-66-72—209
2014	Kristoffer Ventura (Norway)	70-71-70-69—280
2018	Viktor Hovland (Norway)	70-73-65-67—275



For just the second time in history, one school had three representatives on the U.S. Walker Cup Team with Rickie Fowler, Morgan Hoffmann and Peter Uihlein helping the Americans to victory in 2009. OSU also had three players in the event in 1995.



OSU AT THE RYDER CUP & PRESIDENTS CUP



Rickie Fowler




Charles Howell III

RYDER CUP SELECTIONS


2018	Rickie Fowler (U.S.)	1-3-0
	Alex Norén (Europe)	2-1-0
2016	Rickie Fowler (U.S.)	2-1-0
2014	Rickie Fowler (U.S.)	0-2-3
	Hunter Mahan (U.S.)	1-2-1
2010	Rickie Fowler (U.S.)	0-1-2
	Hunter Mahan (U.S.)	1-2-0
2008	Hunter Mahan (U.S.)	2-0-3
2006	Scott Verplank (U.S.)	2-0-0
2002	Scott Verplank (U.S.)	2-1-0
1995	Philip Walton (Europe)	1-1
1979	Mark Hayes (U.S.)	1-2-0

PRESIDENTS CUP SELECTIONS

2017	Rickie Fowler (U.S.)	3-0-1
2015	Rickie Fowler (U.S.)	1-3-0
2013	Hunter Mahan (U.S.)	2-2-0
2011	Hunter Mahan (U.S.)	4-1-0
2009	Hunter Mahan (U.S.)	2-1-1
2007	Hunter Mahan (U.S.)	2-3-0
	Charles Howell III (U.S.)	2-2-0
	Scott Verplank (U.S.)	4-0-0
2005	Scott Verplank (U.S.)	2-2-1
2003	Charles Howell III (U.S.)	3-2-0



Hunter Mahan



Alex Norén



Scott Verplank

MORE PRECISION. MORE CONSISTENCY.
MORE SPEED.



TITLEIST PRO V1 AND PRO V1x

A fast core, thinner cover, and larger, speed producing casing layer take golf ball performance to a new level. Prove how good you can be with the Pro V1® and Pro V1x®.



#PROVINGIT

©2019 Acushnet Company.

Titleist
#1 ball in golf.

Join Team Titleist at [Titleist.com](https://www.titleist.com)

PLAY YOUR BEST, VIKTOR

Good Luck On The PGA Tour

From Norway to Oklahoma State University, all the way to the PGA Tour. We're proud to count Viktor Hovland as a member of the PING Tour Staff. We're also grateful for our long-time association with Oklahoma State University and its standard-setting, record-breaking golf program. From all of us at PING, good luck to Coach Alan Bratton and entire Cowboys team this season.

PING®



2019 U.S. Open
low amateur



2018 U.S. Amateur
champion