



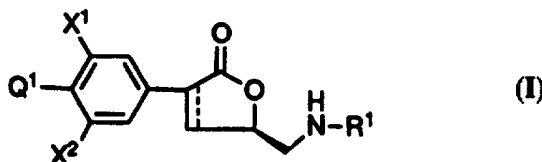
INTERNATIONAL APPLICATION PUBLISHED UNDER THE PATENT COOPERATION TREATY (PCT)

<p>(51) International Patent Classification ⁶ : C07D 307/52, 307/28, A61K 31/365, 31/34</p>	A1	<p>(11) International Publication Number: WO 97/10235</p> <p>(43) International Publication Date: 20 March 1997 (20.03.97)</p>
<p>(21) International Application Number: PCT/US96/13726</p> <p>(22) International Filing Date: 5 September 1996 (05.09.96)</p> <p>(30) Priority Data: 60/003,837 15 September 1995 (15.09.95) US</p> <p>(71) Applicant (for all designated States except US): PHARMACIA & UPJOHN COMPANY [US/US]; 301 Henrietta Street, Kalamazoo, MI 49001 (US).</p> <p>(72) Inventors; and (75) Inventors/Applicants (for US only): HESTER, Jackson, B., Jr. [US/US]; 9219 East ML Avenue, Galesburg, MI 49053 (US). BRICKNER, Steven, Joseph [US/US]; 9 Fargo Drive, Ledyard, CT 06339 (US). BARBACHYN, Michael, Robert [US/US]; 1216 Miles Avenue, Kalamazoo, MI 49001 (US). HUTCHINSON, Douglas, K. [US/US]; 5641 Whitmore Drive, Kalamazoo, MI 49004 (US). TOOPS, Dana, Scott [US/US]; Apartment 1212, 300 West Candlewyck, Kalamazoo, MI 49001 (US).</p> <p>(74) Agent: GAMMILL, Martha, A.; Pharmacia & Upjohn Company, Intellectual Property Legal Services, 301 Henrietta Street, Kalamazoo, MI 49001 (US).</p>		<p>(81) Designated States: AL, AM, AT, AU, AZ, BB, BG, BR, BY, CA, CH, CN, CZ, DE, DK, EE, ES, FI, GB, GE, HU, IL, IS, JP, KE, KG, KP, KR, KZ, LC, LK, LR, LS, LT, LU, LV, MD, MG, MK, MN, MW, MX, NO, NZ, PL, PT, RO, RU, SD, SE, SG, SI, SK, TJ, TM, TR, TT, UA, UG, US, UZ, VN, ARIPO patent (KE, LS, MW, SD, SZ, UG), Eurasian patent (AM, AZ, BY, KG, KZ, MD, RU, TJ, TM), European patent (AT, BE, CH, DE, DK, ES, FI, FR, GB, GR, IE, IT, LU, MC, NL, PT, SE), OAPI patent (BF, BJ, CF, CG, CI, CM, GA, GN, ML, MR, NE, SN, TD, TG).</p> <p>Published With international search report.</p>

(54) Title: 5-AMIDOMETHYL α , β -SATURATED AND -UNSATURATED 3-ARYL BUTYROLACTONE ANTIBACTERIAL AGENTS

(57) Abstract

The present invention provides for new 5-amidomethyl, α , β -saturated and -unsaturated butyrolactone antibacterial agents of formula (I) characterized by 3-aryl substituents that include, for example, indolinyl and phenyl substituted with zero (0) to two (2) halogen atoms



and substituted in the para position with e.g., piperazinyl, thiomorpholinyl (and corresponding sulfoxide and sulfone), thiazolidinyl (and sulfoxide and sulfone), morpholinyl, azetidiny, pyrrolidinyl, piperidinyl, pyrrolyl, azepinyl, troponyl, 3,7-diazabicyclo[3.3.0]octan-3-yl, bridged thiazinyl or bridged oxazinyl moieties. In those cases where a ring nitrogen is present, then this is substituted to form an amide, formamide, sulfonamide, urethane, or alkylated with a wide variety of moieties. These compounds are effective against a number of human and veterinary pathogens, including gram-positive aerobic bacteria such as multiply-resistant staphylococci, streptococci and enterococci, as well as anaerobic organisms such as *Bacteroides spp.* and *Clostridias spp.* species, and acid-fast organisms such as *Mycobacterium tuberculosis*, *Mycobacterium avium* and *Mycobacterium spp.*, and in organisms such as *Mycoplasma spp.*

FOR THE PURPOSES OF INFORMATION ONLY

Codes used to identify States party to the PCT on the front pages of pamphlets publishing international applications under the PCT.

AM	Armenia	GB	United Kingdom	MW	Malawi
AT	Austria	GE	Georgia	MX	Mexico
AU	Australia	GN	Guinea	NE	Niger
BB	Barbados	GR	Greece	NL	Netherlands
BE	Belgium	HU	Hungary	NO	Norway
BF	Burkina Faso	IE	Ireland	NZ	New Zealand
BG	Bulgaria	IT	Italy	PL	Poland
BJ	Benin	JP	Japan	PT	Portugal
BR	Brazil	KE	Kenya	RO	Romania
BY	Belarus	KG	Kyrgyzstan	RU	Russian Federation
CA	Canada	KP	Democratic People's Republic of Korea	SD	Sudan
CF	Central African Republic	KR	Republic of Korea	SE	Sweden
CG	Congo	KZ	Kazakhstan	SG	Singapore
CH	Switzerland	LI	Liechtenstein	SI	Slovenia
CI	Côte d'Ivoire	LK	Sri Lanka	SK	Slovakia
CM	Cameroon	LR	Liberia	SN	Senegal
CN	China	LT	Lithuania	SZ	Swaziland
CS	Czechoslovakia	LU	Luxembourg	TD	Chad
CZ	Czech Republic	LV	Latvia	TG	Togo
DE	Germany	MC	Monaco	TJ	Tajikistan
DK	Denmark	MD	Republic of Moldova	TT	Trinidad and Tobago
EE	Estonia	MG	Madagascar	UA	Ukraine
ES	Spain	ML	Mali	UG	Uganda
FI	Finland	MN	Mongolia	US	United States of America
FR	France	MR	Mauritania	UZ	Uzbekistan
GA	Gabon			VN	Viet Nam

5-AMIDOMETHYL α,β -SATURATED AND -UNSATURATED
3-ARYL BUTYROLACTONE ANTIBACTERIAL AGENTS

FIELD OF THE INVENTION

The present invention provides for new 5-amidomethyl, α,β -saturated and
5 -unsaturated butyrolactone antibacterial agents characterized by 3-aryl substituents
that include, for example, indoliny and phenyl substituted with zero (0) to two(2)
halogen atoms and substituted in the para position with, e.g., piperaziny, thio-
morpholiny (and corresponding sulfoxide and sulfone), thiazolidiny (and sulfoxide
and sulfone), morpholiny, azetidiny, pyrrolidiny, piperidiny, pyrroly, azepiny,
10 tropony, 3,7-diazabicyclo[3.3.0]octan-3-yl, bridged thiaziny or bridged oxaziny
moieties. In those cases where a ring nitrogen is present, then this is substituted to
form an amide, formamide, sulfonamide, urethane, or alkylated with a wide variety
of moieties.

These compounds are effective against a number of human and veterinary
15 pathogens, including gram-positive aerobic bacteria such as multiply-resistant
staphylococci, streptococci and enterococci, as well as anaerobic organisms such as
Bacteroides spp. and *Clostridia spp.* species, and acid-fast organisms such as
Mycobacterium tuberculosis, *Mycobacterium avium* and *Mycobacterium spp.*, and in
organisms such as *Mycoplasma spp.*

20 BACKGROUND OF THE INVENTION

A wide variety of antibiotic oxazolidinone compounds are known in the art.
For example, please see the following: WO 94/13649, published 23 June 1994,
"Tropono-Substituted Phenyloxazolidinone Antibacterial Agents"; WO 95/07271,
published 16 March 1995, "Substituted Oxazine and Thiazine Oxazolidinones
25 Antimicrobials"; WO 96/15130, published 23 May 1996, "Bicyclic Oxazine and
Thiazine Oxazolidinone Antibacterials"; WO 96/13502, published 9 May 1996,
"Phenyloxazolidinone Antimicrobials"; WO 93/23384, published 25 November 1993,
"Oxazolidinone Antimicrobials Containing Substituted Diazine Moieties"; WO
90/02744, published 22 March 1990; U.S. Patent No. 5,164,510; U.S. Patent No.
30 5,225,565; U.S. Patent No. 5,182,403; "5'-Indoliny-5 β -Amidomethyloxazolidin-2-
ones"; WO 95/25106, published 21 September 1995, "Oxazolidinone Derivatives and
Pharmaceutical Compositions Containing Them"; WO 93/09103, published 13 May
1993, "Substituted Aryl and Heteroaryl-Phenyloxazolidinones"; WO 95/14684,
published 1 June 1995, "Esters of Substituted Hydroxyacetyl-Piperazine Phenyl
35 Oxazolidinones"; PCT/US96/05202, filed 18 April 1996, "Spirocyclic and Bicyclic
Diaziny and Carbaziny Oxazolidinones"; U.S. Patent Nos. 5,231,188 and 5,247,090,

"Tricyclic [6,6,5]-Fused Oxazolidinone Antibacterial Agents;" and WO 96/23788, published 8 August 1996, "Hetero-Aromatic Ring Substituted Phenylloxazolidinone Antimicrobials."

- 5 "Palladium-Catalyzed Cross Coupling of Tropolone Triflates with Arylboronic Acids. An Application to the Synthesis of Tropone-Substituted Oxazolidinone (Tropox) Antibacterial Agents," Poster Presentation, 8th International Symposium on Organometallic Chemistry Directed Towards Organic Synthesis (OMCOS 8 Symposium), Santa Barbara, CA, 6-10 August 1995, disclosed an oxazolidinone compound having a 2-phenyl-tropone substituent.
- 10 Nowhere do these patents, applications or publications teach or suggest saturated and unsaturated 3-aryl butyrolactone-type compounds of the present invention.

INFORMATION DISCLOSURE

- 15 Bioorganic & Medicinal Chemistry Letters, Vol. 4, p. 1925 (1994), "5-Aryl- β,γ Butenolide, A New Class of Antibacterial Derived from the N-Aryl Oxazolidinone DUP 721," discloses a 5-aryl- β,γ butenolide which has antibiotic activity.

The compounds of the present invention are new saturated and unsaturated 3-aryl butyrolactone antibacterial agents having a 3-phenyl (e.g., monofluoro, difluoro, desfluoro) group, wherein the phenyl group is also substituted at the para position with various heterocyclic rings. In contrast, the prior art discloses p-acetyl substitution of the phenyl ring.

20

The following references disclose compounds which are structurally different from the compounds of the present invention:

- 25 Derwent Abstract 23823V discloses α, β unsaturated γ -butyrolactones which are useful as bactericides.

Derwent Abstract 82641 discloses 3-substituted phenyl-5-hydroxymethyl-furan-2-one derivatives and their precursors which are useful as antidepressants and for treating senility.

- 30 Derwent Abstract 30003S discloses antibacterial 2-(substituted nitro-anilino and toluidino)-4,4,-dihalofuran-5-ones.

Derwent Abstract 10949R discloses amoebicidal and antibacterial compositions containing novel N-thiazolyl N-thiadiazolyl and N-benzothiazoyl aconamides.

- 35 Derwent Abstract 86917R discloses photoisomerisation of α -alkoxy or aryloxy furan compounds to form α -substituted, β, γ -unsaturated lactones, such as 2-oxo-3-methyl-2,3-dihydrofuran, including numerous biologically active natural products.

Derwent Abstract 39,256 discloses the preparation of 3-phenyl-4-hydroxy-

2(5H)-furanone, antibiotic.

Derwent Abstract 37,828 discloses α -amino or hydroxy- β -triarylmethyl-mercaptomethyl α , β -butenolides, which may have antibacterial activity.

Derwent Abstract 37,486 discloses halogenated 2-(2-thiazolyl)aminofuran-5-
5 ones, antibacterial agents.

Derwent Abstract 17,023 discloses γ -lactones which are optionally substituted with hydrocarbon residues, such as β : γ -triphenylbutenolide and which possess antibacterial and antibiotic properties.

Derwent Abstract 33807 discloses substituted delta alpha, beta, or delta beta,
10 gamma butenolides such as α -benzyl- Δ , α , β butenolide, having insecticidal and bactericidal activities.

Derwent Abstract 87082 discloses five-membered cyclic unsaturated lactone compounds which are starting materials for pharmaceuticals and agrochemicals.

Derwent Abstract 87083 discloses 5-alkoxy-3,4-optionally disubstituted-2(5H)-
15 furanone compounds, such as 5-ethoxy-3,4-diphenyl-2(5H)-furanone, which are starting materials for pharmaceuticals or agrochemicals.

Derwent Abstract 88837 discloses muscle relaxing furfural derivatives.

Derwent Abstract 84-267393 discloses 5-membered cyclic unsaturated lactones which are raw materials for drugs or agrochemicals.

Derwent Abstract 86-030961 discloses new furanone derivatives and
20 pharmaceutically acceptable salts which are useful for the treatment of diabetic complications.

Derwent Abstract 88-152073 discloses 4-amino-2-(5H)-furanone derivatives, such as 4-amino-5,5-di-methyl-2(5H)-furanone, which are intermediates in preparing
25 2-furanone derivatives exhibiting physiological activities, such as antitumor, bactericidal or antihypertensive action.

Derwent Abstract 90-028213 discloses new substituted 3-pyrroline derivatives and corresponding oxygen- and sulfur-containing heterocyclic compounds, such as 2-(hexa-decylthio)-3-hydroxy-4-phenyl-2-buten-4-olide, which are elastase and protease
30 inhibitors promoting healing and to protect against infectious diseases.

Derwent Abstract 90-034400 discloses new 3-O-acyl-5,6-O-benzylidene-ascorbic acids, such as 5,6-O-benzylidene-3-O-[5,7,7-trimethyl-2-(1,3,3-trimethyl-butyl)]octanoyl-ascorbic acid, having tumor cell growth inhibitory activity and good cell membrane permeability.

Derwent Abstract 93-392644 discloses antibiotics WAP-4068 and its
35 derivatives for treatment of fungal infections, which are prepared by incubating

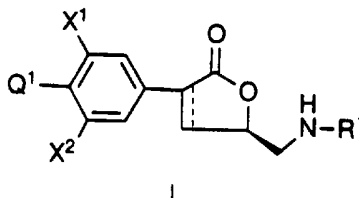
Pseudomonas microorganism.

SUMMARY OF THE INVENTION

The present invention particularly provides:

A compound of the formula I

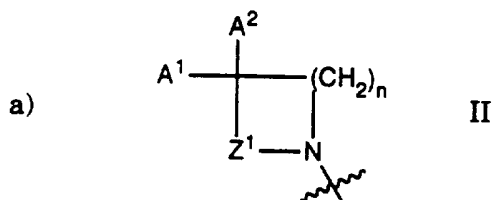
5



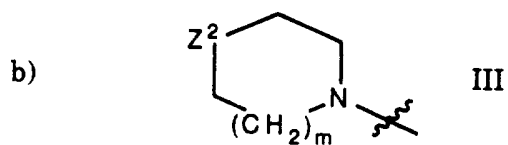
10 wherein --- is a single or double bond;
 wherein X¹ and X² are independently

- H,
- F, or
- Cl;

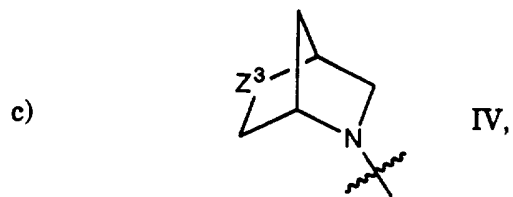
15 wherein Q¹ is:



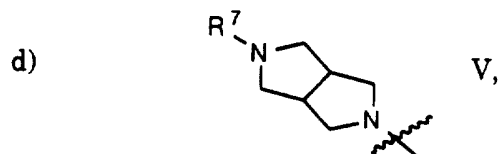
20



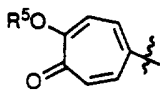
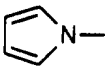
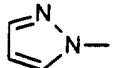
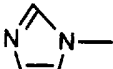
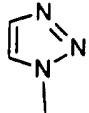
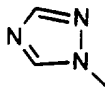
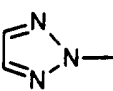
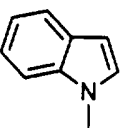
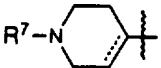
25




30



35

- | | | | |
|----|----|---|-------|
| | e) |  | VI, |
| 5 | f) |  | VII, |
| | g) |  | VIII, |
| 10 | h) |  | IX, |
| | i) |  | X, |
| 15 | j) |  | XI, |
| 20 | k) |  | XII, |
| 25 | l) |  | XIII, |
| 30 | m) |  | XIV, |

Q¹ and X² taken together are



wherein Z^1 is

- a) $-\text{CH}_2-$,
- b) $-\text{CH}(\text{R}^4)-\text{CH}_2-$,
- c) $-\text{C}(\text{O})-$, or
- 5 d) $-\text{CH}_2\text{CH}_2\text{CH}_2-$;

wherein Z^2 is

- a) $-\text{O}_2\text{S}-$,
- b) $-\text{O}-$,
- c) $-\text{N}(\text{R}^7)-$,
- 10 d) $-\text{OS}-$, or
- e) $-\text{S}-$;

wherein Z^3 is

- a) $-\text{O}_2\text{S}-$,
- b) $-\text{O}-$,
- 15 c) $-\text{OS}-$, or
- d) $-\text{S}-$;

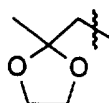
wherein A^1 is

- a) $\text{H}-$, or
- b) CH_3- ;

20 wherein A^2 is

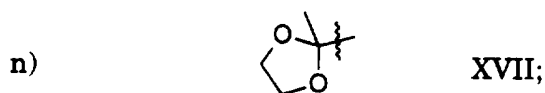
- a) $\text{H}-$,
- b) $\text{HO}-$,
- c) CH_3- ,
- d) $\text{CH}_3\text{O}-$,
- 25 e) $\text{R}^2\text{O}-\text{CH}_2-\text{C}(\text{O})-\text{NH}-$
- f) $\text{R}^3\text{O}-\text{C}(\text{O})-\text{NH}-$,
- g) $(\text{C}_1-\text{C}_2)\text{alkyl}-\text{O}-\text{C}(\text{O})-$,
- h) $\text{HO}-\text{CH}_2-$,
- i) $\text{CH}_3\text{O}-\text{NH}-$,
- 30 j) $(\text{C}_1-\text{C}_3)\text{alkyl}-\text{O}_2\text{C}-$
- k) $\text{CH}_3-\text{C}(\text{O})-$,
- l) $\text{CH}_3-\text{C}(\text{O})-\text{CH}_2-$,

m)

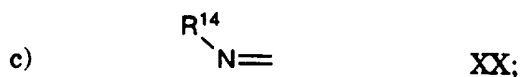
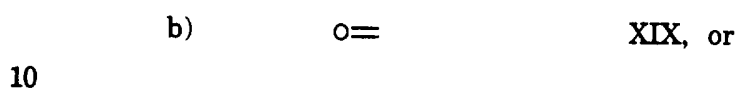
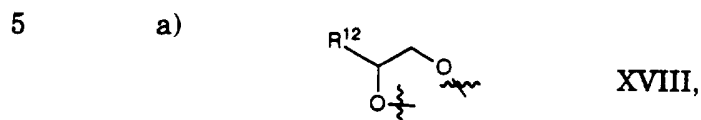


XVI, or

35



A¹ and A² taken together are:



wherein R¹ is

- 15 a) -CHO,
 b) -COCH₃,
 c) -COCHCl₂,
 d) -COCHF₂,
 e) -CO₂CH₃,
 20 f) -SO₂CH₃, or
 g) -COCH₂OH;

wherein R² is

- a) H-,
 b) CH₃-,
 25 c) phenyl-CH₂-, or
 d) CH₃C(O)-;

wherein R³ is

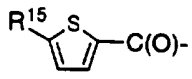
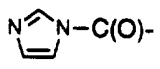
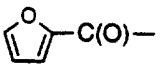
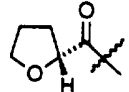
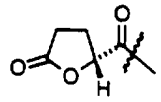
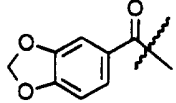
- a) (C₁-C₃)alkyl-, or
 b) phenyl-;

30 wherein R⁴ is

- a) H-, or
 b) HO-;

wherein R⁵ is

- a) H-,
 35 b) (C₁-C₃)alkyl-,
 c) CH₂ = CH-CH₂-, or

- d) $\text{CH}_3\text{-O-(CH}_2\text{)}_2\text{-}$
 wherein R^6 is
- 5 a) $\text{CH}_3\text{-C(O)-}$,
 b) H-C(O)- ,
 c) $\text{Cl}_2\text{CH-C(O)-}$,
 d) $\text{HOCH}_2\text{-C(O)-}$,
 e) $\text{CH}_3\text{SO}_2\text{-}$,
- 10 f)  XXI,
 g) $\text{F}_2\text{CHC(O)-}$,
 h)  XXII,
- 15 i) $\text{H}_3\text{C-C(O)-O-CH}_2\text{-C(O)-}$,
 j) $\text{H-C(O)-O-CH}_2\text{-C(O)-}$,
 k)  XXIII,
- l) $\text{HC}\equiv\text{C-CH}_2\text{O-CH}_2\text{-C(O)-}$, or
 m) phenyl- $\text{CH}_2\text{-O-CH}_2\text{-C(O)-}$;
 20 wherein R^7 is
- a) $\text{R}^2\text{O-C(R}_{10}\text{)(R}_{11}\text{)-C(O)-}$,
 b) $\text{R}^3\text{O-C(O)-}$,
 c) $\text{R}^8\text{-C(O)-}$,
- 25 d)  XXIV,
 e)  XXV,
- 30 f) $\text{H}_3\text{C-C(O)-(CH}_2\text{)}_2\text{-C(O)-}$,
 g) $\text{R}^9\text{-SO}_2\text{-}$,
- h)  XXVI,
- 35 i) $\text{HO-CH}_2\text{-C(O)-}$,
 j) $\text{R}^{16}\text{-(CH}_2\text{)}_2\text{-}$

- k) $R^{13}-C(O)-O-CH_2-C(O)-$,
- l) $(CH_3)_2N-CH_2-C(O)-NH-$,
- m) $NC-CH_2-$, or
- n) $F_2-CH-CH_2-$;

5 wherein R^8 is

- a) H-,
- b) (C_1-C_4) alkyl,
- c) aryl $-(CH_2)_p$,
- d) ClH_2C- ,
- 10 e) Cl_2HC- ,
- f) FH_2C- ,
- g) F_2HC- , or
- h) (C_3-C_6) cycloalkyl;

wherein R^9 is

- 15 a) $-CH_3$,
- b) $-CH_2Cl$
- c) $-CH_2CH=CH_2$,
- d) aryl, or
- e) $-CH_2CN$;

20 wherein R^{10} and R^{11} are independently

- a) H-,
- b) CH_3- ; or

wherein R^{12} is

- a) H-,
- 25 b) $CH_3O-CH_2O-CH_2-$, or
- c) $HOCH_2-$;

wherein R^{13} is

- a) CH_3- ,
- b) $HOCH_2-$,
- 30 c) $(CH_3)_2N$ -phenyl, or
- d) $(CH_3)_2N-CH_2-$;

wherein R^{14} is

- a) HO-,
- b) CH_3O- ,
- 35 c) H_2N- ,
- d) $CH_3O-C(O)-O-$,

- e) $\text{CH}_3\text{-C(O)-O-CH}_2\text{-C(O)-O-}$,
 f) $\text{phenyl-CH}_2\text{-O-CH}_2\text{-C(O)-O-}$,
 g) $\text{HO-(CH}_2)_2\text{-O-}$,
 h) $\text{CH}_3\text{O-CH}_2\text{-O-(CH}_2)_2\text{-O-}$, or
 5 i) $\text{CH}_3\text{O-CH}_2\text{-O-}$;

wherein R^{15} is

- a) H-, or
 b) Cl-;

wherein R^{16} is

- 10 a) HO-
 b) $\text{CH}_3\text{O-}$, or
 c) F;

wherein m is zero (0) or one (1);

wherein n is one (1) to three (3), inclusive;

- 15 wherein p is zero (0) or one (1);

wherein aryl is phenyl substituted with zero (0) or one (1) of the following:

- a) -F,
 b) -Cl,
 c) $-\text{OCH}_3$,
 20 d) -OH,
 e) $-\text{NH}_2$,
 f) $-(\text{C}_1\text{-C}_4)\text{alkyl}$,
 g) $-\text{O-C(O)-OCH}_3$, or
 h) $-\text{NO}_2$;

- 25 or pharmaceutically acceptable salts thereof.

The present invention more particularly provides:

The compound of claim 1 with the following provisos:

- 1) in the moiety of formula II, when Z^1 is $-\text{CH}_2-$ or $-\text{C(O)-}$, n is one (1);
 2) in the moiety of formula II, when Z^1 is $-\text{CH}_2\text{-CH}_2\text{-CH}_2-$, n is not three
 30 (3);

The compound of claim 1 wherein Q^1 is the moiety of formula II;

The compound of claim 1 wherein Q^1 is the moiety of formula III;

The compound of claim 1 wherein Q^1 is the moiety of formula IV;

The compound of claim 1 wherein Q^1 is the moiety of formula V;

35 The compound of claim 1 wherein Q^1 is the moiety of formula VI;

The compound of claim 1 wherein Q^1 is the moiety of formula VII, VIII, IX,

X, XI, XII, XIII, or XIV;

The compounds of the present invention are named according to the IUPAC or CAS nomenclature system.

The carbon atom content of various hydrocarbon-containing moieties is indicated by a prefix designating the minimum and maximum number of carbon atoms in the moiety, i.e., the prefix C_i-C_j indicates a moiety of the integer "i" to the integer "j" carbon atoms, inclusive. Thus, for example, (C₁-C₃)alkyl refers to alkyl of one to three carbon atoms, inclusive, or methyl, ethyl, propyl and isopropyl, straight and branched forms thereof.

Throughout this application, abbreviations which are well known to one of ordinary skill in the art may be used, such as "Ph" for phenyl, "Me" for methyl, and "Et" for ethyl.

"Pharmaceutically acceptable salts" are acid addition salts of the compounds of the present invention, where appropriate as recognized by one of ordinary skill in organic chemistry, and which are prepared by any of the art recognized means. Typical, acid addition salts include hydrochloride, hydrobromide, hydroiodide, sulfate, methanesulfonates, ethanesulfonates, benzenesulfonates, toluenesulfonates, fumarates and other pharmaceutically acceptable counter ions for amines.

The following Charts I-XI describe the preparation of representative side chains and/or substituents (e.g., Q¹, X¹, X² and R¹) that appear off of the saturated and unsaturated 3-aryl butyrolactone ring of the compounds of the present invention. (Charts XII and XIII below describe the preparation of the saturated and unsaturated 3-aryl butyrolactone ring itself.) All of the side chains or substituents can be prepared by procedures described in the charts or by procedures analogous thereto which would be well known to one of ordinary skill in organic chemistry. The following patents, applications and publications which further describe and exemplify these procedures are hereby incorporated by reference herein: WO 95/07271, published 16 March 1995; WO 96/15130, published 23 May 1996; WO 96/13502, published 9 May 1996; WO 95/25106, published 21 September 1995; WO 94/13649, published 23 June 1994; WO 95/14684, published 1 June 1995; WO 93/23384, published 25 November 1993; WO 96/23788, published 8 August 1996; U.S. Patent Nos. 5,164,510 and 5,225,565; and PCT/US96/05202, filed 18 April 1996.

In the text below corresponding to these charts, the formula at the left margin corresponds to a specific Q¹ moiety in the charts (and in Chart VIII to a specific R¹) and the other variables are as defined in the charts with X¹ and X² most often being hydrogen or fluorine and R¹ most often being -COCH₃, for purposes of

example only.

CHART I

- I-A Using the general procedures from WO 95/07271, published 16 March 1995, page 21, line 33, through page 23, line 32.
- 5 I-B Using the general procedures from WO 95/07271, published 16 March 1995, page 16, lines 16-32, for the oxidation from I-A.
- I-C Using the general procedures from WO 95/07271, published 16 March 1995, page 15, line 32, through page 16, line 14, for the oxidation to the sulfone I-C from I-A.
- 10 I-D Using the procedures described for Formula I-A, but substituting oxazine for thiazolidine.

CHART II

- II-A Using the general procedures from WO 95/07271, published 16 March 1995, page 12, line 31, through page 15, line 30.
- 15 II-B Using the general procedures from WO 95/07271, published 16 March 1995, page 16, lines 16-32, from Formula II-A.
- II-C Using the general procedures from WO 95/07271, published 16 March 1995, page 15, line 32, through page 16, line 14, from Formula II-A.
- II-D Using the general procedures from WO 96/15130, published 23 May 1996, Example 2, page 14, line 24, through page 17, line 6.
- 20 II-E Using the general procedures from WO 96/15130, published 23 May 1996, page 10, line 7, through page 10, line 13.
- II-F Using the general procedures from WO 96/15130, published 23 May 1996, Example 3, page 17, lines 8-21 from Formula II-D.

25

CHART III

- III-A Using the general procedures from WO 95/07271, published 16 March 1995, page 19, line 6, through page 21, line 13; and page 23, line 33, through page 24, line 35.
- III-B Using the general procedures from WO 96/15130, published 23 May 1996, Example 1, page 12, line 1, through page 14, line 22.
- 30

CHART IV

- IV-A Using the general procedures from WO 96/13502, published 9 May 1996, Example 1, Steps 2-7, at page 30, line 14, through page 33, line 2, but substituting azetidine for 1-(diphenylmethyl)-5-methoxyazetidine;
- 35 IV-B Using the general procedures from WO 96/13502, published 9 May 1996, Example 2 at page 33, line 4, through page 36, line 22; and Example 4 at

- page 40, lines 1-15;
- IV-C Using the general procedures from WO 96/13502, published 9 May 1996, Example 2 at page 33, line 4, through page 36, line 22;
- IV-D Using the general procedures from WO 96/13502, published 9 May 1996, Example 7 at page 43, line 36, through page 47, line 28;
- 5 IV-E Using the general procedures from WO 96/13502, published 9 May 1996, Example 6 at page 40, line 31, through page 43, line 34;
- IV-F Starting with IV-C, and using procedures well known for methylation; e.g., NaH and dimethylsulfate in a suitable solvent;
- 10 IV-G Starting with IV-B, and using the procedures from WO 95/25106, published 21 September 1995, page 23, line 36, Example 5;
- IV-H Starting with IV-B, using the general procedures from WO 96/13502, published 9 May 1996, Example 5 at page 40, lines 17-29;
- IV-I Starting with IV-B and treating with hydrazine hydrate in ethanol by procedures well-known in the art;
- 15 IV-J Using procedures described in WO 96/13502, published 9 May 1996, on page 70, Chart VII, and in text, page 13, lines 12-26;
- IV-K Using procedures described in WO 96/13502, published 9 May 1996, on page 70, Chart VII, R₁₈ or R₁₉ is OH, and in text, page 13, lines 12-26;
- 20 IV-L Using the procedures from WO 95/25106, published 21 September 1995, Compound No. 42, page 41, line 28, through page 42, line 4;
- IV-M Using the procedures from WO 95/25106, published 21 September 1995, Compound No. 47, page 43, lines 17-26;
- IV-N Using the procedures from WO 95/25106, published 21 September 1995, Compound No. 49, page 44, lines 5-15;
- 25 IV-O Using the procedures from WO 95/25106, published 21 September 1995, Compound No. 52, page 45, lines 1-13;
- IV-P Using the procedures from WO 95/25106, published 21 September 1995, and reducing the compound of VI-G;
- 30 IV-Q Using the procedures from WO 95/25106, published 21 September 1995, Compound No. 57, page 46, lines 24-34;
- IV-R Using the procedures from WO 95/25106, published 21 September 1995, Compound No. 64, page 49, lines 3-14.
- CHART V
- 35 V-A Using the procedure from WO 95/25106, published 21 September 1995, page 42, Example 1, but using pyrrolidine instead of piperidine;

- V-B As described in WO 96/13502, published 9 May 1996, in Chart XI and XII at pages 71 and 72 and in the text (Example 11) at page 53, line 32, through page 56, line 17;
- 5 V-C As described in WO 96/13502, published 9 May 1996, in Example 10 at page 50, line 25, through page 53, line 30;
- V-D As described in WO 96/13502, published 9 May 1996, starting with Formula V-C and using standard acylation procedures; e.g., acetic anhydride in pyridine;
- 10 V-E As described in WO 96/13502, published 9 May 1996, in Examples 8 and 9 at page 47, line 30, through page 50, line 23;
- V-F Starting with V-B, using the procedures from WO 95/25106, published 21 September 1995, page 48, Example 5;
- V-G Starting with V-B, using the general procedures from WO 96/13502, published 9 May 1996, in Example 5 at page 40, lines 17-29;
- 15 V-H Starting with V-B and treating with hydrazine hydrate in ethanol using procedures well-known in the art;
- V-I Wherein R^2 is H; using the procedure described in WO 96/13502, published 9 May 1996, in Examples 12 and 13 at page 56, line 19, through page 59, line 4;
- 20 V-I Wherein R^2 is methyl; 3-amino-pyrrolidin-1-yl is prepared using the procedure described in WO 96/13502, published 9 May 1996, in Example 12 at page 56, line 19, through page 58, lines 17-19; acylate 3-amino-pyrrolidin-1-yl with methoxy acetyl chloride by methods known in the art.
- V-J Wherein R^3 is methyl, ethyl, or propyl; acylate 3-amino-pyrrolidin-1-yl with methylchloroformate, ethylchloroformate, or propylchloroformate, respectively, by methods known in the art; 3-amino-pyrrolidin-1-yl is prepared using procedures described in WO 96/13502, published 9 May 1996, in Example 12 at page 56, line 19, through page 58, lines 17-19;
- 25 V-K Using the procedures from WO 95/25106, published 21 September 1995, Compound No. 42, page 41, line 28, through page 42, line 4;
- 30 V-L Using the procedures from WO 95/25106, published 21 September 1995, Compound No. 47, page 43, lines 17-26;
- V-M Using the procedures from WO 95/25106, published 21 September 1995, Compound No. 49, page 44, lines 5-15;
- 35 V-N Using the procedures from WO 95/25106, published 21 September 1995, Compound No. 52, page 45, lines 1-13;

- V-O Using the procedures from WO 95/25106, published 21 September 1995, and reducing the compound of VI-G above;
- V-P Using the procedures from WO 95/25106, published 21 September 1995, Compound No. 61, page 48, lines 4-13;
- 5 V-Q Using the procedures from WO 95/25106, published 21 September 1995, Compound No. 57, page 46, lines 24-34;
- V-R Using the procedures from WO 95/25106, published 21 September 1995, page 28, line 26, through page 29, line 5, Example 14;
- V-S Using the procedures from WO 95/25106, published 21 September 1995, 10 Compound No. 64, page 49, lines 3-14;
- V-T Using the procedures from WO 95/25106, published 21 September 1995, Compound No. 30, page 37, lines 24-35.

CHART VI

- 15 VI-A Using the general procedures from WO 95/25106, published 21 September 1995, page 20, line 27, through page 22, line 5, Example 1;
- VI-B Using the general procedures from WO 95/25106, published 21 September 1995, page 22, lines 21-35, Example 3;
- VI-C Using the general procedures from WO 95/25106, published 21 September 1995, page 34, lines 2-13, Compound No. 3, made from VI-B by sodium 20 borohydride reduction;
- VI-D Using the general procedures from WO 95/25106, published 21 September 1995, page 22, lines 6-20, Example 2;
- VI-E Wherein R⁴ is hydrogen, using the procedure described in WO 95/25106, 25 published 21 September 1995, Compound No. 8, page 35, line 29, through page 36, line 5;
- VI-E Wherein R⁴ is methyl or ethyl, esterify the compound of VI-E, wherein R⁴ is hydrogen, using hydrogen chloride gas dissolved in methanol or ethanol, respectively.
- VI-F Using the procedures from WO 95/25106, published 21 September 1995, 30 page 23, lines 25-36, Example 5;
- VI-G Using the procedures from WO 95/25106, published 21 September 1995, page 29, line 30, through page 30, line 8, Example 16;
- VI-H Using the procedures from WO 95/25106, published 21 September 1995, react the compound of VI-B with hydrazine in ethanol using procedures 35 well-known in the art;
- VI-I Using the procedures from WO 95/25106, published 21 September 1995,

- page 22, lines 21-35, Example 3, but starting with 3-piperidinone
- VI-J Starting with the compound of VI-I, perform a sodium borohydride reduction.
- VI-K Using the procedures from WO 95/25106, published 21 September 1995, page 23, lines 25-36, Example 5, but starting with 3-piperidinone.
- 5 VI-L Using the procedures from WO 95/25106, published 21 September 1995, page 29, line 30, through page 30, line 8, Example 16, but starting with 3-piperidinone.
- VI-M Using the procedures from WO 95/25106, published 21 September 1995, react the compound of Formula VI-I with hydrazine in ethanol;
- 10 VI-N Using the alkylation procedures from WO 95/25106, published 21 September 1995, Compound No. 29, page 37, lines 13-22;
- VI-O Using the procedures from WO 95/25106, published 21 September 1995, Compound No. 30, page 37, lines 23-35;
- 15 VI-P Using the procedures from WO 95/25106, published 21 September 1995, Compound No. 32, page 38, lines 12-26;
- VI-Q Starting from the compound of formula VI-S, and using procedures from WO 95/25106, published 21 September 1995, Compound No. 35, page 39, lines 15-29;
- 20 VI-R Using the procedures from WO 95/25106, published 21 September 1995, Compound No. 10, page 36, lines 20-32;
- VI-S Using the procedures from WO 95/25106, published 21 September 1995, Example 7, page 24, lines 11-34;
- VI-T Using the procedures from WO 95/25106, published 21 September 1995, Example 11, page 26, line 36, through page 28, line 7;
- 25 VI-U Using the procedures from WO 95/25106, published 21 September 1995, Compound No. 40, page 41, lines 2-16;
- VI-V Using the procedures from WO 95/25106, published 21 September 1995, Compound No. 42, page 41, line 28, through page 42, line 4;
- 30 VI-W Using the procedures from WO 95/25106, published 21 September 1995, Compound No. 47, page 43, lines 17-26;
- VI-X Using the procedures from WO 95/25106, published 21 September 1995, Compound No. 49, page 44, lines 5-15;
- VI-Y Using the procedures from WO 95/25106, published 21 September 1995, Compound No. 52, page 45, lines 1-13;
- 35 VI-Z Using the procedures from WO 95/25106, published 21 September 1995, and

- reducing the compound of VI-G;
- VI-A-1 Using the procedures from WO 95/25106, published 21 September 1995, Compound No. 61, page 48, lines 4-13;
- 5 VI-B-1 Using the procedures from WO 95/25106, published 21 September 1995, Compound No. 57, page 46, lines 24-34;
- VI-C-1 Using the procedures from WO 95/25106, published 21 September 1995, page 28, line 26, through page 29, line 5, Example 14;
- VI-D-1 Using the procedures from WO 95/25106, published 21 September 1995, Compound No. 64, page 49, lines 3-14;
- 10 VI-E-1 Using the procedures from WO 95/25106, published 21 September 1995, Compound No. 30, page 37, lines 24-35.

CHART VII

- VII-A Prepared preferably by treating the compound VII-B with water in the presence of trifluoroacetic acid;
- 15 VII-B Which is an enantiomer wherein both X^1 and X^2 are hydrogen, prepared by following the procedures analogous to those described in WO 94/13649, published 23 June 1994, page 47, lines 4-21, Example 6;
- VII-B Which is an enantiomer wherein both X^1 and X^2 are fluorine, prepared by following the procedures described in WO 94/13649, published 23 June 20 1994, page 51, line 24, through page 52, line 7, Example 11;
- VII-B Which is a racemic mixture wherein both X^1 and X^2 are hydrogen, prepared by following the procedures described in WO 94/13649, published 23 June 1994, pages 39, line 17, through page 40, line 1, Example 1;
- VII-C Prepared by following the procedures described in WO 94/13649, published 25 23 June 1994, on page 46, line 18, through page 47, line 1, Example 5;
- VII-D Prepared by using procedures described for VII-C described above;
- VII-E Prepared by using procedures described for VII-C described above;
- VII-F Prepared by using procedures described for VII-C described above.

CHART VIII

- 30 VIII-A Following the procedures of U.S. Patent No. 5,164,510, Examples 1-8;
- VIII-B Following the procedures of U.S. Patent No. 5,164,510, Example 21;
- VIII-C Following the procedures of U.S. Patent No. 5,164,510, Example 23;
- VIII-D Following the procedures of U.S. Patent No. 5,164,510, Example 150;
- VIII-E Following the procedures of U.S. Patent No. 5,164,510, Example 148;
- 35 VIII-F Following the procedures of U.S. Patent No. 5,164,510, Examples 145 and 146;

- VIII-G Following the procedure of U.S. Patent No. 5,164,510, procedures 145 and 146;
- VIII-H Following the procedures of U.S. Patent No. 5,164,510, using Example 23;
- VIII-I Following the procedures of U.S. Patent No. 5,164,510, using Formula II in
5 this patent, wherein R' is hydrogen, treat with carbonyldiimidazole;
- VIII-J Following the procedures of U.S. Patent No. 5,164,510, Examples 143 and 144;
- VIII-K Treat the compound VIII-D with mixture of formic acid and acetic anhydride;
- 10 VIII-L Following the procedures of U.S. Patent No. 5,164,510, using Examples 145 and 146, except substituting 2-furan-carboxylic acid chloride for the 2-thienyl carboxylic acid chloride;
- VIII-M Treating VIII-D with NaH and propargyl bromide;
- VIII-N Following the procedures of U.S. Patent No. 5,164,510, Example 151;
- 15 VIII-O Following the procedures of U.S. Patent No. 5,164,510, using 145 and 146, but substituting 5-chloro-thienyl-carboxylic acid chloride for thenyl-carboxylic acid chloride;
- VIII-P For R¹ -- Following the procedures of U.S. Patent No. 5,225,565, Example 49;
- 20 VIII-Q For R¹ -- Following the procedures of U.S. Patent No. 5,225,565, Example 46;
- VIII-R For R¹ -- Following the procedures of U.S. Patent No. 5,225,565, but substituting the respective acid halide desired for acetic anhydride;
- VIII-S For R¹ -- Following the procedures of U.S. Patent 5,225,565, but
25 substituting the respective acid halide desired for acetic anhydride;
- VIII-T For R¹ -- Following the procedures of U.S. Patent No. 5,225,565, Example 51.
- VIII-U For R¹ -- Under standard procedures, using mesylchloride with triethylamine in THF at 0°C.
- 30 VIII-V Following the procedures of WO 95/14684, published 1 June 1995; and WO 90/02744, published 22 March 1990; U.S. Patent No. 5,164,510; U.S. Patent No. 5,225,565; U.S. Patent No. 5,182,403.

CHART IX

- IX-A Using the general procedures from WO 95/14684, published 1 June 1995,
35 page 9, lines 1-14;
- IX-B Using the general procedures from WO 95/14684, published 1 June 1995,

- page 9, lines 1-28;
- IX-C Using the general procedures from WO 93/23384, published 25 November 1993, page 23, lines 4-17;
- 5 IX-D Using the general procedures from WO 93/23384, published 25 November 1993, page 25, lines 13-25;
- IX-E Using the general procedures from WO 93/23384, published 25 November 1993, page 19, lines 26-33
- IX-F Using the general procedures from WO 93/23384, published 25 November 1993, page 18, lines 10-26;
- 10 IX-G Using the general procedures from WO 95/14684, published 1 June 1995, page 14, line 26, through page 15, line 5;
- IX-H Using the general procedures from WO 95/14684, published 1 June 1995,
- IX-I Using the general procedures from WO 95/14684, published 1 June 1995,
- IX-J Using the general procedures from WO 95/14684, published 1 June 1995,
- 15 IX-K Using the general procedures from WO 95/14684, published 1 June 1995, page 12, lines 19-31;
- IX-L Using the procedures described in WO 93/23384, published 25 November 1993,
- IX-M Using the procedures described in WO 93/23384, published 25 November 1993,
- 20 IX-N Using the procedures described in WO 93/23384, published 25 November 1993,
- IX-O Using the general procedures from WO 95/14684, published 1 June 1995, page 25, lines 1-23;
- 25 IX-P Using the general procedures from WO 95/14684, published 1 June 1995, procedure 2, page 12, lines 11-17;
- IX-Q Using the general procedures from WO 95/14684, published 1 June 1995, procedure 3, page 27, lines 20-35;
- IX-R Using the general procedures from WO 93/23384, published 25 November 1993,
- 30 IX-S Using the general procedures from WO 93/23384, published 25 November 1993,
- IX-T Using the general procedures from WO 93/23384, published 25 November 1993,
- 35 IX-U Using the procedures from WO 93/23384, published 25 November 1993, Example 9, page 17, line 33, through page 18, line 8;

- IX-V Using the procedures from WO 93/23384, published 25 November 1993,
IX-W Using the procedures from WO 93/23384, published 25 November 1993,
IX-X Using the general procedures from WO 93/23384, published 25 November
1993, page 23, lines 19-27;
5 IX-Y Using the general procedures from WO 93/23384, published 25 November
1993, page 15, line 25, through page 16, line 2;
IX-Z Using the general procedures from WO 93/23384, published 25 November
1993, page 23, line 35, through page 24, line 3;
IX-A-1 Using the general procedures from WO 93/23384, published 25 November
10 1993, page 32, lines 11-21, Example 39;
IX-B-1 Using the general procedures from WO 93/23384, published 25 November
1993, page 31, lines 9-33, Examples 36 and 37.

CHART X

- X-A Using the general procedures from WO 95/25106, published 21 September
15 1995, page 22, lines 21-35, Example 3; Example 16, but starting with 3-
piperidinone.
X-B Using the procedures from WO 95/25106, published 21 September 1995,
page 29, line 30, through page 30, line 8, Example 16, but starting with 3-
piperidinone;
20 X-C Using the procedures from WO 95/25106, published 21 September 1995,
page 23, lines 25-36, Example 5, but starting with 3-piperidinone.
X-D Starting with the compound X-A above, perform a sodium borohydride
reduction;
X-E Using the alkylation procedures from WO 95/25106, published 21
25 September 1995, Compound No. 29, page 37, lines 13-22;
X-F Using the procedures from WO 95/25106, published 21 September 1995,
Compound No. 30, page 37, lines 23-5;

CHART XI

- XI-A Using the procedures from WO 96/23788, published 8 August 1996,
30 Example 1, pages 17-19;
XI-B Using the procedures from WO 96/23788, published 8 August 1996,
Example 2, pages 19-21;
XI-C Using the procedures from WO 96/23788, published 8 August 1996,
Example 3, pages 21-23;
35 XI-D Using the procedures from WO 96/23788, published 8 August 1996,
Examples 2-4, pages 19-25, and page 14, lines 26-27; separated from the

compound of XI-F, after the first step, by chromatographic means known in the art; thereafter carried to final product following procedures described in Examples 2-4;

- 5 XI-E Using the procedures from WO 96/23788, published 8 August 1996, Example 4, pages 23-25;
- XI-F Using the procedures from WO 96/23788, published 8 August 1996, Examples 2-4, pages 19-25; separated from the compound of XI-D after the first step by chromatographic methods known in the art; thereafter carried to final product following procedures described in Examples 2-4;
- 10 XI-G Using the procedures from WO 96/23788, published 8 August 1996, Example 5, pages 25-27.

CHART XII

The following is a description of the synthesis of a morpholine fluorophenyl-acetic acid derivative which is used as an intermediate for the synthesis of the saturated and unsaturated 3-aryl butyrolactone analog of Formula XII-L in Chart XII.

The starting material is commercially available 3,4-difluorobenzoic acid of formula XII-A. The acid is converted to its methyl ester via standard acid catalyzed esterification (MeOH, HCl (g)). The crude ester is treated with morpholine (excess) of formula XII-B in DMSO with heating to give the morpholine substituted methyl benzoate derivative of formula XII-C. The ester is cleanly reduced with lithium aluminum hydride in THF to give the alcohol of formula XII-D.

There are many methods available for the direct conversion of alcohols to bromides. The alcohol is treated with HBr (*J. Org. Chem.* 52 5560 (1987); *J. Am. Chem. Soc.* 109 3098 (1987)) to give the benzylic bromide of formula XII-E. Alternatively the alcohol is treated with PBr₃ (*J. Am. Chem. Soc.* 98 4925 (1976); 107 2712 (1985)) or the combination of Ph₃P/CBr₄ (*J. Am. Chem. Soc.* 109 2738 (1987)) to give the desired bromide of formula XII-E.

From the bromide, there are two directions along which the synthesis can proceed. One method involves formation of the Grignard of formula XII-F from the bromide (or halogen metal exchange with *n*-BuLi to give the benzyl lithium), followed by reaction with CO₂. Acidic work-up provides the desired (3-fluoro-4-morpholinyl)-phenyl acetic acid intermediate of formula XII-H. Alternatively, nucleophilic displacement of the bromide with CN, gives the desired intermediate of formula XII-G upon hydrolysis of the nitrile to the acid of formula XII-H.

The synthesis of the saturated and unsaturated 3-aryl butyrolactone ring

system parallels that described in *Bioorganic & Medicinal Chemistry Letters*, Vol. 4, No. 16, pp. 1925-1930 (1994). The lithiated dianion of the (3-fluoro-4-morpholinyl)-phenyl acetic acid intermediate of formula XII-H is reacted with commercially available (*R*)-benzyloxymethyloxirane of formula XII-I in THF. The resulting γ -hydroxyacid is cyclized with catalytic *p*-toluene sulfonic acid in toluene with azeotropic removal of water. The lactone of formula XII-J is obtained as a mixture of diastereomers. At this stage the N-acetyl functionality is introduced by a sequence of hydrogenolytic benzyl deprotection, mesylate formation, nucleophilic substitution by azide ion, hydrogenolytic reduction and acetyl formation with acetic anhydride. This intermediate of formula XII-K is converted to the saturated and unsaturated 3-aryl butyrolactone of formula XII-L in the same manner as the tropone saturated and unsaturated 3-aryl butyrolactone, described in the Preparations and Examples below. This material is then brominated with NBS (N-bromosuccinimide), and the double bond introduced by elimination with dry pyridine in toluene with heating.

This synthesis of the saturated and unsaturated 3-aryl butyrolactone compounds of the present invention in which Q¹ is any of the other groups previously described is carried out similarly. During the synthesis, suitable protecting groups may be used on the side chains and/or substituents off of the ring as appropriate and as well known to one of ordinary skill in organic chemistry.

It will be apparent to those skilled in the art that the described synthetic procedures are merely representative in nature and that alternative synthetic processes are known to one of ordinary skill in organic chemistry.

The saturated and unsaturated 3-aryl butyrolactone compounds of the present invention have useful activity against a variety of organisms. The *in vitro* activity of compounds of the present invention are assessed by standard testing procedures such as the determination of minimum inhibitory concentration (MIC) by agar dilution as described in "Methods for Dilution Antimicrobial Susceptibility Tests for Bacteria That Grow Aerobically" (MFT) published January 1993 by the National Committee for Clinical Laboratory Standards (NCCLS), 771 East Lancaster Avenue, Villanova, Pennsylvania 19084 USA. The activity of selected compounds of the present invention against *Staphylococcus aureus* and *Streptococcus pneumoniae* are shown in Table 1.

TABLE 1

Compound of Example No.	MIC ($\mu\text{g/mL}$) <i>Staphylococcus Aureus 9213</i>	MIC ($\mu\text{g/mL}$) <i>Staphylococcus Pneumoniae 9912</i>	Vancomycin MIC ($\mu\text{g/mL}$)
1	2	<0.5	1

5

Antimicrobial activity was tested *in vivo* using the Murine Assay procedure. Groups of female mice (six mice of 18-20 grams each) are injected intraperitoneally with bacteria which is thawed just prior to use and suspended in brain heart infusion with 4% brewer's yeast (*Staphylococcus aureus*) or brain heart infusion (*Streptococcus species*). Antibiotic treatment at six dose levels per drug is administered one hour and five hours after infection by either oral intubation or subcutaneous routes. Survival is observed daily for six days. ED₅₀ values based on mortality ratios are calculated using probit analysis. The subject compounds are compared against well-known antimicrobials as controls. The data for the compounds of the present invention is shown in Table 2.

15

TABLE 2

ED ₅₀ (<i>S. aureus</i> UC9213, sq) (mg/kg)	
Example No. 1	9.3
Vancomycin (control)	1.9

20

As such, the compounds of the present invention are useful for treating microbial infections in humans or other warm-blooded animals by administering to a patient in need thereof an effective amount of a compound of Formula I. The compound is administered in a pharmaceutical composition orally, parenterally (e.g., subcutaneously (sq) or intravenously) or topically. Preferably the compound is administered in an amount of from about 0.1 to about 100 mg/kg of body weight/day, more preferably, from about 3.0 to about 50 mg/kg of body weight/day.

30

The following compounds of the present invention are preferred:
Acetamide, N-[[4-[3-fluoro-4-(4-morpholinyl)phenyl]-2,5-dihydro-5-oxo-

2-furanyl)methyl] -, (R)-; and

Acetamide, *N*-[[4-[4-[4-(2-methoxy)-5-oxo-1,3,6-cycloheptatrien-1-yl]phenyl]-2,5-dihydro-5-oxo-2-furanyl)methyl]-.

DESCRIPTION OF PREFERRED EMBODIMENTS

5 PREPARATION 1 2-(4-Bromophenyl)-4-pentenoic Acid (Formula XIII-B) Refer to Chart XIII.

A solution of 4-bromophenylacetic acid (12.0g) of Formula XIII-A in 450 ml of anhydrous THF is cooled to 0°C via an ice bath. The solution is treated with lithium bis(trimethylsilyl)amide (LiHMDS, 1.0 M in THF, 112 ml) which initially
10 results in a light yellow slurry which becomes an orange homogeneous solution. The solution is stirred at 0°C for 2 hrs followed by warming to room temperature. The solution is recooled to 0°C and is treated dropwise with allyl bromide (5.0 ml). The mixture is left to stir overnight with gradual warming to room temperature. After
15 18 hrs the mixture is cooled to 0°C and quenched with 250 ml of 10% aqueous HCl. The mixture is poured into a separatory funnel and extracted with EtOAc (2 X 300 ml). The combined organic extracts are dried over anhydrous Na₂SO₄, filtered and concentrated to give a viscous oil. This material is distilled (0.5 mm Hg, collected 158-161°C) to give 10.1 g of the title product.

Physical characteristics are as follows:

20 MS (EI): m/z: 254,256 [M⁺], 215, 213, 211, 209, 134.

PREPARATION 2 Iodide, [[4-(4-bromophenyl)tetrahydro-5-oxo-2-furanyl)methyl]- (Formula XIII-C) Refer to Chart XIII.

2-(4-Bromophenyl)-4-pentenoic acid (9.3 g) of Preparation 1 is dissolved into 35 ml of Et₂O and the solution is cooled to 0°C via an ice bath. Next 100 ml of
25 saturated aqueous NaHCO₃ is added followed by dropwise addition of a THF solution (100 ml) of iodine (18.5g). This mixture is stirred overnight under N₂ with gradual warming to room temperature. After 16 hrs the reaction mixture is treated with 200 ml of saturated sodium thiosulfate. This mixture is poured into a separatory funnel along with EtOAc (250 ml) and water (100 ml). The mixture is
30 shaken and the organic phase is separated. The aqueous phase is extracted with additional EtOAc (300 ml). The combined organic extracts are washed with brine, dried over anhydrous Na₂SO₄ and concentrated to give the crude product that is purified by chromatography eluting with 7:1 hexane/EtOAc. This results in the isolation of two diastereomeric products. 3.23 g of higher R_f (*trans*-) title product
35 and 6.77 g of lower R_f (*cis*-) title product are isolated.

Physical characteristics are as follows:

MP (*trans*-): 86-88°C; MP (*cis*-): 91-93°C.

MS of mixture (EI): m/z: 380,382 [M⁺], 211, 209, 130, 115, 77.

PREPARATION 3 Azide, [[4-(4-bromophenyl)tetrahydro-5-oxo-2-furanyl]methyl]-
(Formula XIII-D) Refer to Chart XIII.

5 The iodide of Preparation 2 (1.3 g) is dissolved into 8 ml of dry DMF and the solution is treated with sodium azide (1.1 g) followed by heating to 60°C under N₂. After 3.5 hrs the mixture is cooled to room temperature and TLC shows starting material is consumed. The DMF is removed under reduced pressure and the residue is slurried into CH₂Cl₂. The mixture is washed with water and brine.
10 The organic phase is separated and dried over anhydrous Na₂SO₄. The solution is filtered and concentrated to give a viscous gum that is purified by chromatography on silica gel eluting with 4:1 hexane/EtOAc. This results in the isolation of two diastereomeric products. 256 mg of higher R_f (*trans*-) azide as an oil and 431 mg of lower R_f (*cis*-) title product as a waxy solid (MP = 81-83°C) are isolated.

15 Physical characteristics are as follows:

MS of mixture (EI): m/z: 295,297 [M⁺], 211, 213, 183, 185, 116, 104, 103,
77.

PREPARATION 4 Acetamide, N-[[4-(4-bromophenyl)tetrahydro-5-oxo-2-
furanyl]methyl]- (Formula XIII-E) Refer to Chart XIII.

20 The azide of Preparation 3 (950 mg) is dissolved into 20 ml of dry THF and the solution is treated with PPh₃ (926 mg) in 3 portions. Gas evolution is observed during the addition. The mixture is stirred at room temperature for 16 hrs. After this time TLC shows the starting material is consumed with the formation of the baseline iminophosphorane. The reaction mixture is treated with 1.0 ml of water
25 and heated to reflux for 3 hrs. After this time the mixture is cooled to room temperature and stirred for 16 hrs. The reaction mixture is diluted with benzene (100 ml) and the solution is concentrated under reduced pressure to give a viscous oil. The oil is dried at 0.4 mm Hg for 2 hrs and dissolved into 20 ml of dry CH₂Cl₂. The solution is cooled to 0°C, treated with pyridine (1.0 ml) and acetic anhydride
30 (492 mg). The mixture is stirred with warming to room temperature. The reaction is poured into a separatory funnel and diluted with CH₂Cl₂. The solution is washed with 10% aqueous HCl, saturated NaHCO₃ and brine. The organic phase is concentrated to give a gum that is purified by radial chromatography eluting with MeOH/CHCl₃ mixture (1 to 4 % MeOH in 200 ml volumes). Isolated 561 mg of title
35 product as a white solid which is a mixture of inseparable diastereomers.

Physical characteristics are as follows:

MP: 167-169°C.

MS of mixture (EI): m/z: 311, 313 [M⁺], 271, 269, 183, 129, 104, 85, 72.

PREPARATION 5 Acetamide, *N*-[[4-(4-bromophenyl)tetrahydro-4-bromo-5-oxo-2-furanyl]methyl]- (Formula XIII-F) Refer to Chart XIII.

5 The acetamide starting material (1.0 g) of Preparation 4 is slurried into 25 ml of CCl₄. The slurry is treated with *N*-bromosuccinimide (713 mg) and benzoylperoxide (39 mg). The reaction mixture is degassed by evacuation and flushing with N₂ three times. The reaction mixture is heated to reflux for one hour followed by cooling to room temperature. After this time TLC shows a small
10 quantity of starting material remains along with 2 new higher R_f spots. The reaction mixture is concentrated under reduced pressure and the orange residue is dissolved in CH₂Cl₂ and filtered through a short pad of silica gel eluting with 4% MeOH/CHCl₃. The filtrate is concentrated and the residue is purified by radial chromatography eluting with 3% MeOH/CHCl₃. 540 mg of title product which is
15 contaminated with succinimide is isolated. Also isolated 312 mg of starting material which is also contaminated with a small amount of succinimide. Upon repeated chromatography the succinimide is still present. This material is used as obtained.

Physical characteristics are as follows:

MS (EI): m/z: 311, 309, 252, 250, 240, 238, 102, 72, 43, 30.

20 PREPARATION 6 Acetamide, *N*-[[4-[4-bromophenyl]-2,5-dihydro-5-oxo-2-furanyl]methyl]- (Formula XIII-G) Refer to Chart XIII.

The dibromide starting material (230 mg) of Preparation 5 is dissolved into 1.0 ml of dry CH₂Cl₂ and 4.0 ml of dry toluene is added. The reaction mixture is treated with dry pyridine (198 mg) followed by heating to 80°C. After 3.5 hrs. TLC
25 shows a new slightly lower R_f product and starting material is consumed. The reaction mixture is concentrated to give a solid that is dissolved into CH₂Cl₂. The solution is washed with water and brine followed by drying over anhydrous Na₂SO₄. The solution is filtered and concentrated to give a solid that is purified by radial chromatography on silica gel eluting with 2.5% MeOH/CHCl₃. 131 mg of title
30 product as a white solid is isolated.

Physical characteristics are as follows:

MP: 186-187°C.

MS (EI): m/z: 311, 309 [M⁺], 252, 250, 240, 238, 159, 102, 72, 51.

35 EXAMPLE 1 Acetamide, *N*-[[4-[4-[4-(2-methoxy)-5-oxo-1,3,6-cycloheptatrien-1-yl]phenyl]-2,5-dihydro-5-oxo-2-furanyl]methyl]- (Formula XIII-H) Refer to Chart XIII.

The aryl bromide (100 mg) of Preparation 6 is slurried into 10 ml of 1,4-dioxane. The tropyll stannane (120 mg) is added and the mixture is degassed by evacuation and flushing with N₂ three times. The catalyst bis(triphenylphosphine)-palladium dichloride (22 mg) is added and the mixture is degassed a final time
5 followed by heating to reflux. After 1 hour of reflux TLC shows the starting aryl bromide is consumed with the formation of a new lower R_f product. After cooling the reaction mixture is filtered through celite and the filtrate is concentrated to give a yellow residue that is purified by radial chromatography eluting with 250 ml each of 1-3% MeOH/CHCl₃. This gives 75 mg of the title product as a light yellow solid.

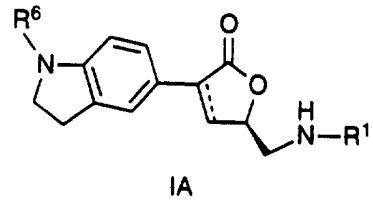
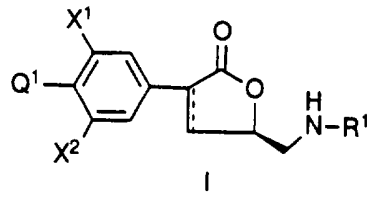
10 Physical characteristics are as follows:

MP: 200-201°C.

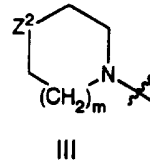
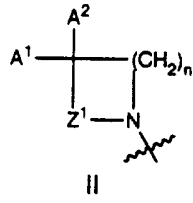
MS (EI): m/z: 365 [M⁺], 306, 294, 278, 266, 237, 165, 72.

FORMULA CHART

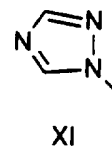
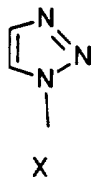
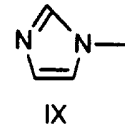
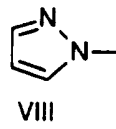
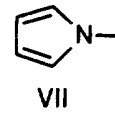
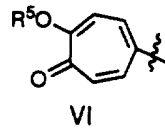
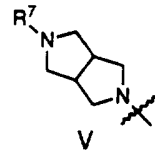
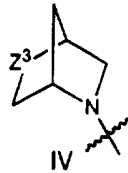
5



10

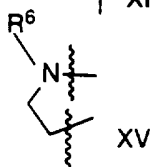
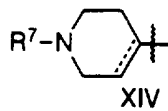
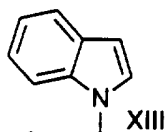
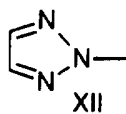


15

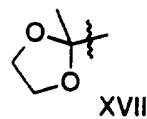
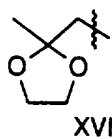


FORMULA CHART (Continued)

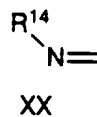
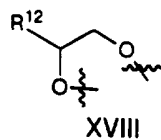
5



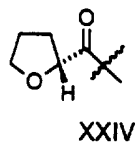
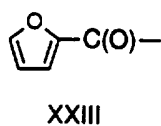
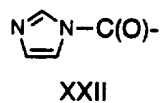
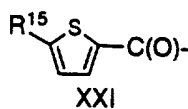
10



15



20



25

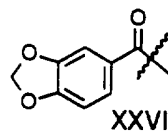
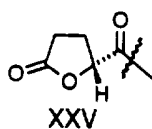
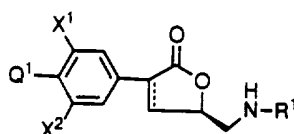


CHART I - THIAZOLIDINES

5

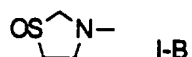
wherein Q¹ is

I

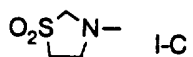


I-A

10

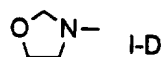


I-B



I-C

15



I-D

wherein X¹ and X² are independently,

20

-H,

-F, or

-Cl;

wherein R¹ is

-CHO,

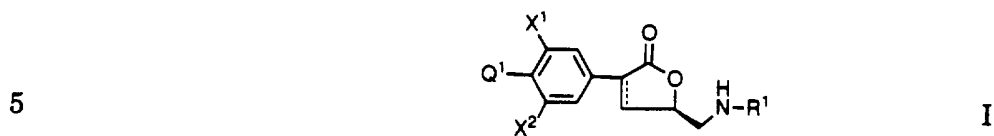
25

-COCH₃,-COCHCl₂,-COCHF₂,-CO₂CH₃,-SO₂CH₃, or

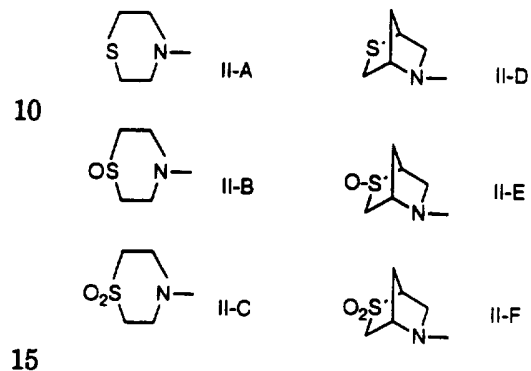
30

-COCH₂OH.

CHART II - THIOMORPHOLINES - BRIDGED THIOMORPHOLINES



wherein Q^1 is



wherein X^1 and X^2 are independently

-H,

-F, or

20 -Cl,

wherein R^1 is

-CHO,

-COCH₃,

-COCHCl₂,

25 -COCHF₂,

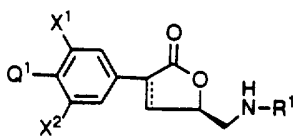
-CO₂CH₃,

-SO₂CH₃, or

-COCH₂OH.

CHART III - MORPHOLINES - BRIDGED MORPHOLINES

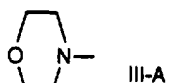
5



I

wherein Q¹ is

10



III-A



III-B

15 wherein X¹ and X² are independently

-H,

-F, or

-Cl,

wherein R¹ is

20

-CHO,

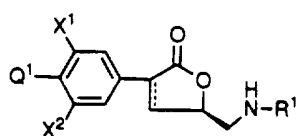
-COCH₃,-COCHCl₂,-COCHF₂,-CO₂CH₃,

25

-SO₂CH₃, or-COCH₂OH.

CHART IV - AZETIDINES

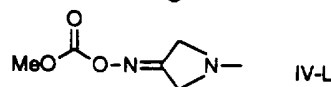
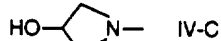
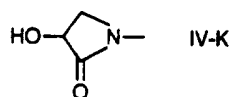
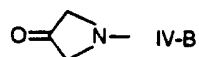
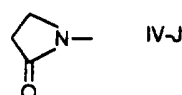
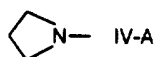
5



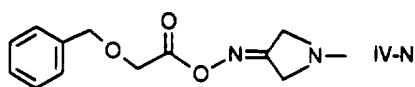
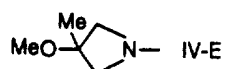
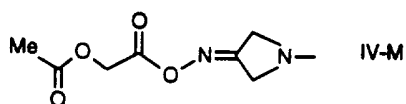
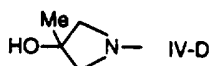
I

wherein Q¹ is

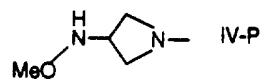
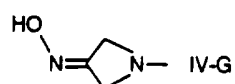
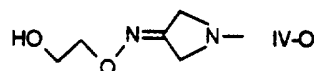
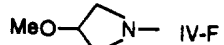
10



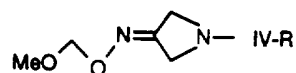
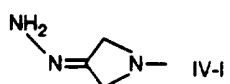
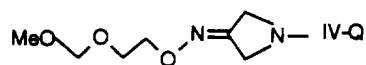
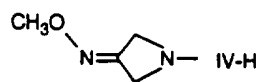
15



20



25



30

CHART IV - AZETIDINES (Continued)

wherein X^1 and X^2 are

- 5 -H,
 -F, or
 -Cl;

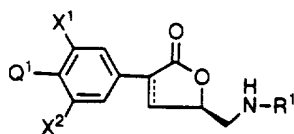
wherein R^1 is

- CHO,
 -COCH₃,
10 -COCHCl₂,
 -COCHF₂,
 -CO₂CH₃,
 -SO₂CH₃, or
 -COCH₂OH.

15

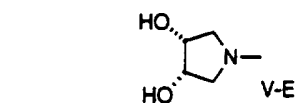
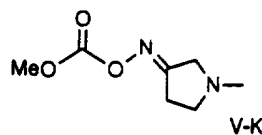
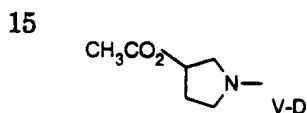
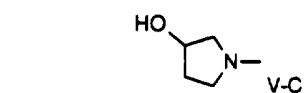
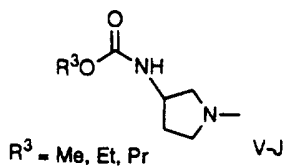
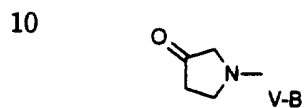
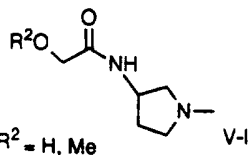
CHART V - PYRROLIDINES

5

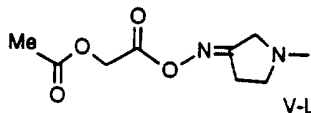
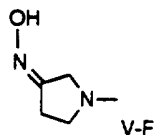


I

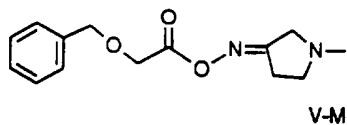
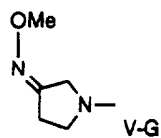
wherein Q¹ is



20



25



30

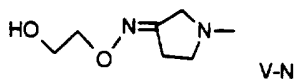
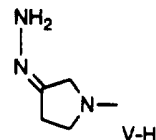
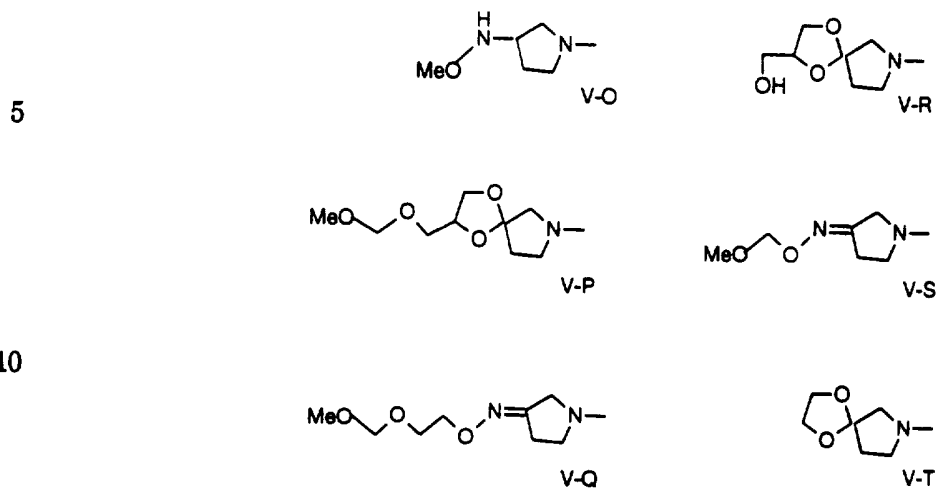


CHART V - PYRROLIDINES (Continued)



15 wherein X¹ and X² are independently

-H,

-F, or

-Cl;

wherein R¹ is

20 -CHO,

-COCH₃,

-COCHCl₂,

-COCHF₂,

-CO₂CH₃,

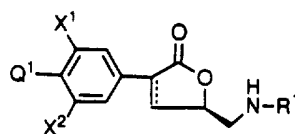
25 -SO₂CH₃, or

-COCH₂OH.

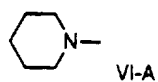
CHART VI - PIPERIDINES

5

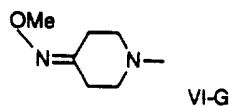
wherein Q¹ is



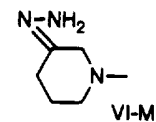
I



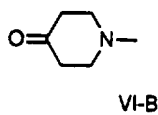
VI-A



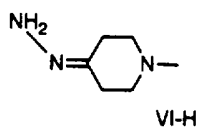
VI-G



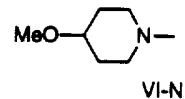
VI-M



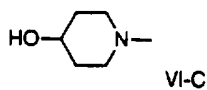
VI-B



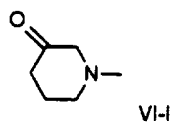
VI-H



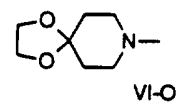
VI-N



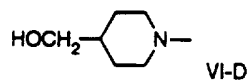
VI-C



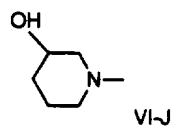
VI-I



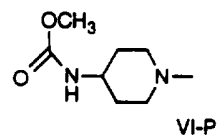
VI-O



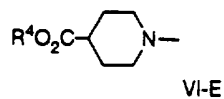
VI-D



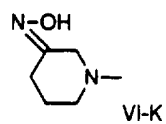
VI-J



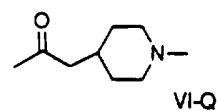
VI-P



VI-E

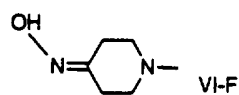


VI-K

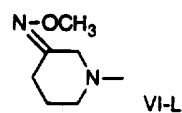


VI-Q

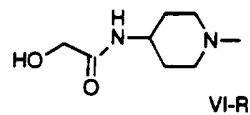
R⁴ = Me, Et



VI-F



VI-L



VI-R

CHART VI - PIPERIDINES (Continued)

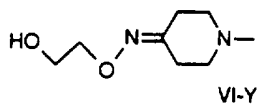
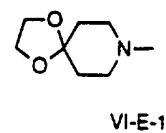
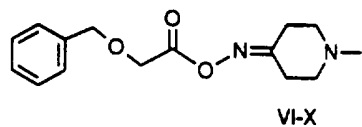
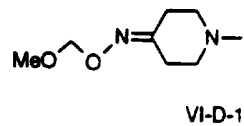
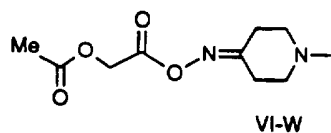
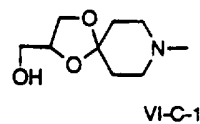
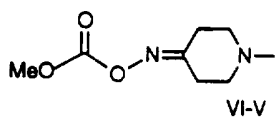
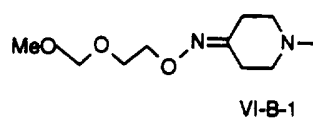
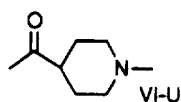
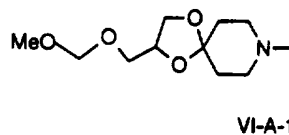
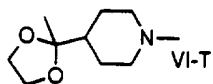
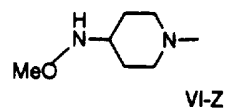
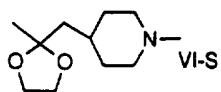


CHART VI - PIPERIDINES (Continued)

wherein X^1 and X^2 are independently

- 5 -H,
 -F, or
 -Cl;

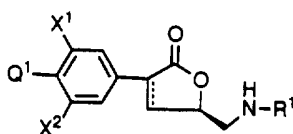
wherein R^1 is

- CHO,
 -COCH₃,
10 -COCHCl₂,
 -COCHF₂,
 -CO₂CH₃,
 -SO₂CH₃, or
 -COCH₂OH.

15

CHART VII - TROPONES

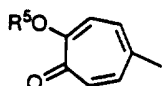
5



I

wherein Q^1 is

10



wherein R^5 is

- | | | |
|----|-----------------------|-------|
| | H-, | VII-A |
| | CH_3 -, | VII-B |
| 15 | CH_3CH_2 -, | VII-C |
| | $(CH_3)_2CH$ -, | VII-D |
| | $CH_2=CH-CH_2$ -, or | VII-E |
| | $CH_3-O-CH_2-CH_2$ -, | VII-F |

wherein X^1 and X^2 are independently

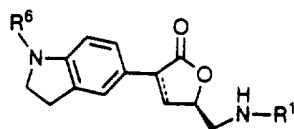
- 20
- H,
 - F, or
 - Cl;

wherein R^1 is

- 25
- CHO,
 - COCH₃,
 - COCHCl₂,
 - COCHF₂,
 - CO₂CH₃,
 - SO₂CH₃, or
 - 30 -COCH₂OH.

CHART VIII - INDOLINES

5



IA

wherein R⁶ is

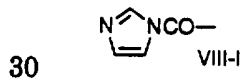
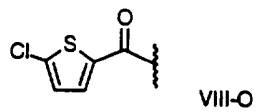
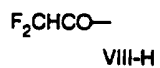
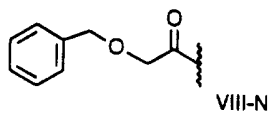
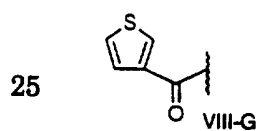
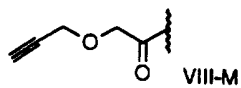
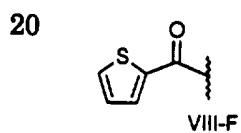
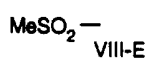
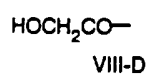
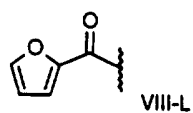
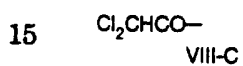
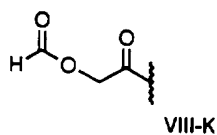
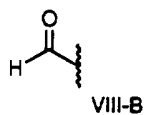
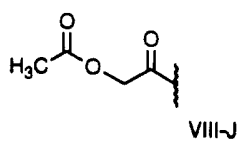
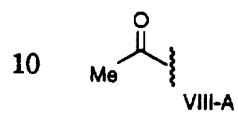


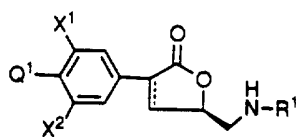
CHART VIII - INDOLINES (Continued)

wherein R¹ is

	-CHO,	VIII-P
5	-COCH ₃ ,	VIII-Q
	-COCHCl ₂ ,	VIII-R
	-COCHF ₂ ,	VIII-S
	-CO ₂ CH ₃ ,	VIII-T
	-SO ₂ CH ₃ , or	VIII-U
10	-COCH ₂ OH.	VIII-V

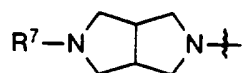
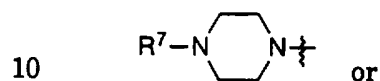
CHART IX - PIPERAZINES

5



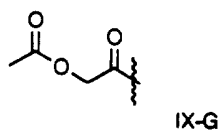
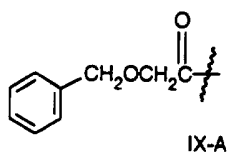
I

wherein Q¹ is

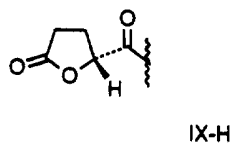
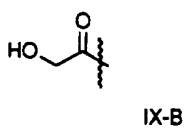


wherein R⁷ is

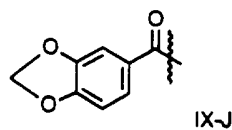
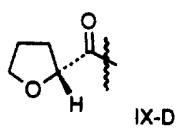
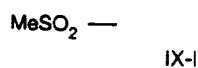
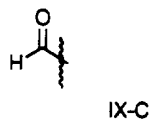
15



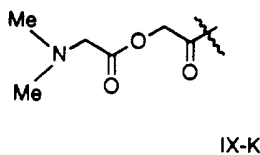
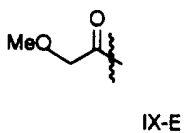
20



25



30



35

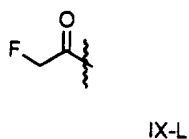
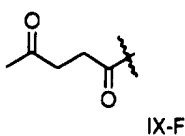


CHART IX - PIPERAZINES (Continued)

5

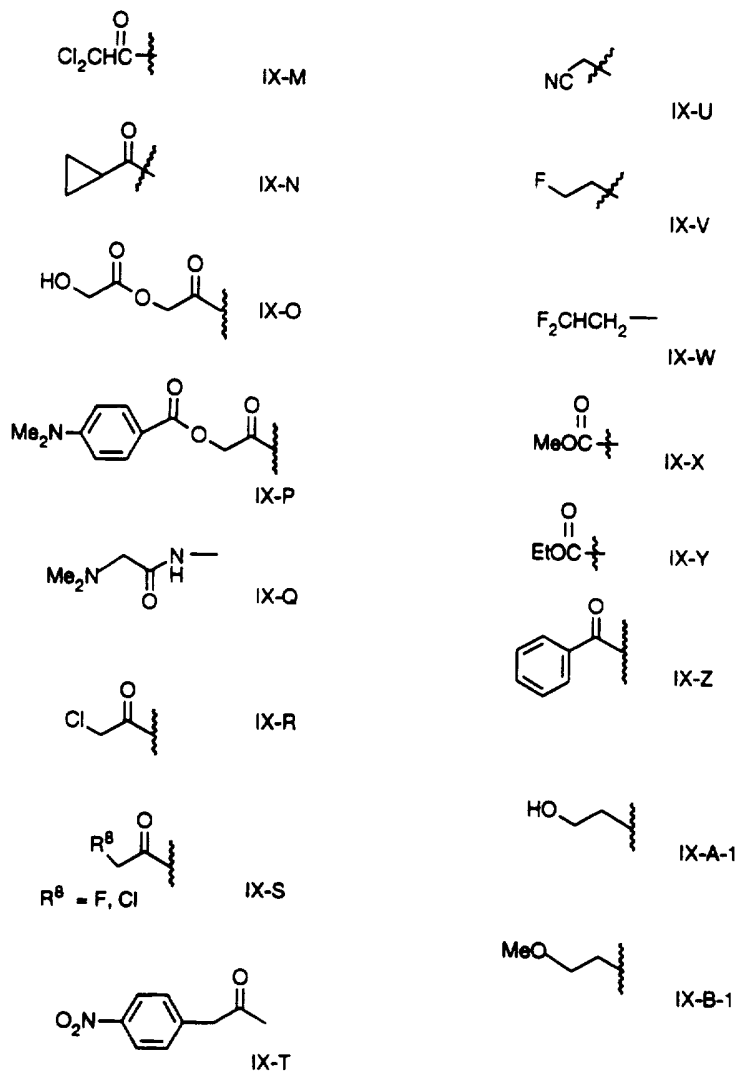


CHART IX - PIPERAZINES (Continued)

wherein X^1 and X^2 are independently

- 5 -H,
 -F, or
 -Cl;

wherein R^1 is

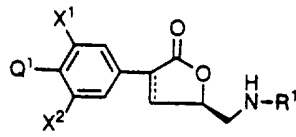
- CHO,
 -COCH₃,
10 -COCHCl₂,
 -COCHF₂,
 -CO₂CH₃,
 -SO₂CH₃, or
 -COCH₂OH.

15

CHART X - AZEPINES

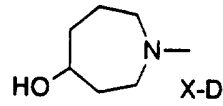
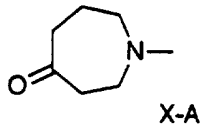
5

wherein Q¹ is

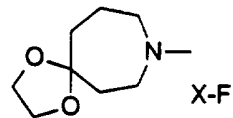
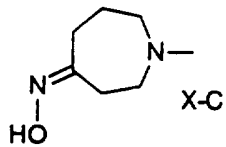
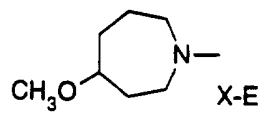
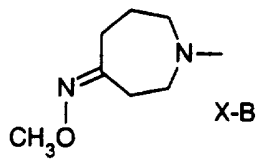


I

10



15



wherein X¹ and X² are independently

20

- H,
- F, or
- Cl;

wherein R¹ is

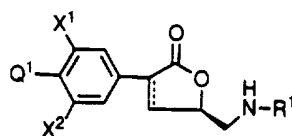
25

- CHO,
- COCH₃,
- COCHCl₂,
- COCHF₂,
- CO₂CH₃,
- SO₂CH₃, or
- COCH₂OH.

30

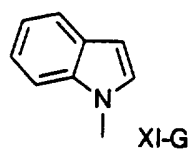
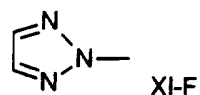
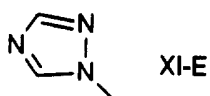
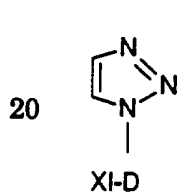
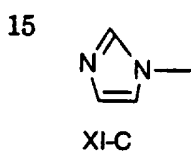
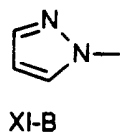
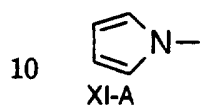
CHART XI - PYRROLES

5



I

wherein Q¹ is



wherein X¹ and X² are independently

- 25
- H,
 - F, or
 - Cl;

wherein R¹ is

- 30
- CHO,
 - COCH₃,
 - COCHCl₂,
 - COCHF₂,
 - CO₂CH₃,
 - SO₂CH₃, and
 - COCH₂OH.
- 35

CHART XII

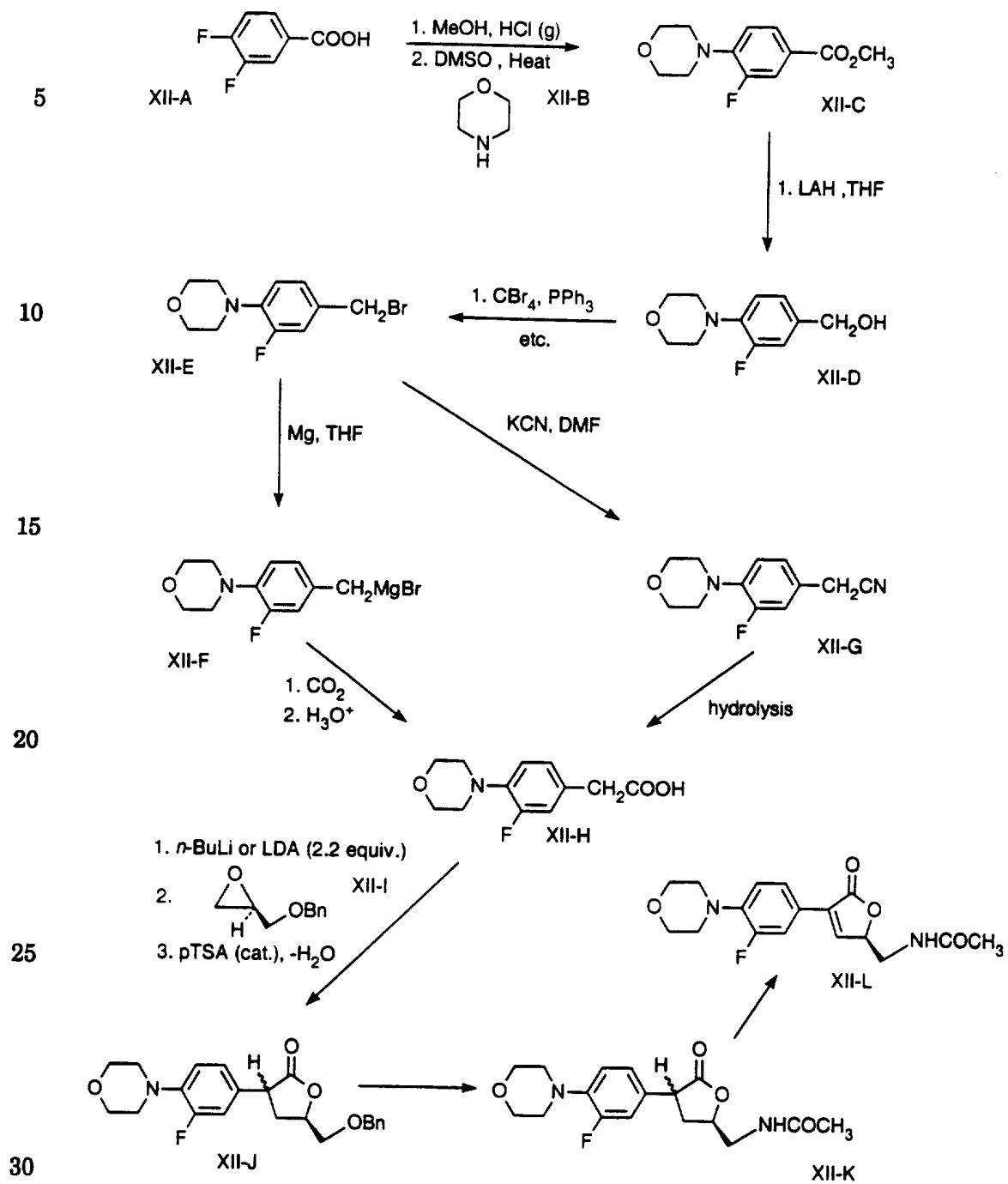
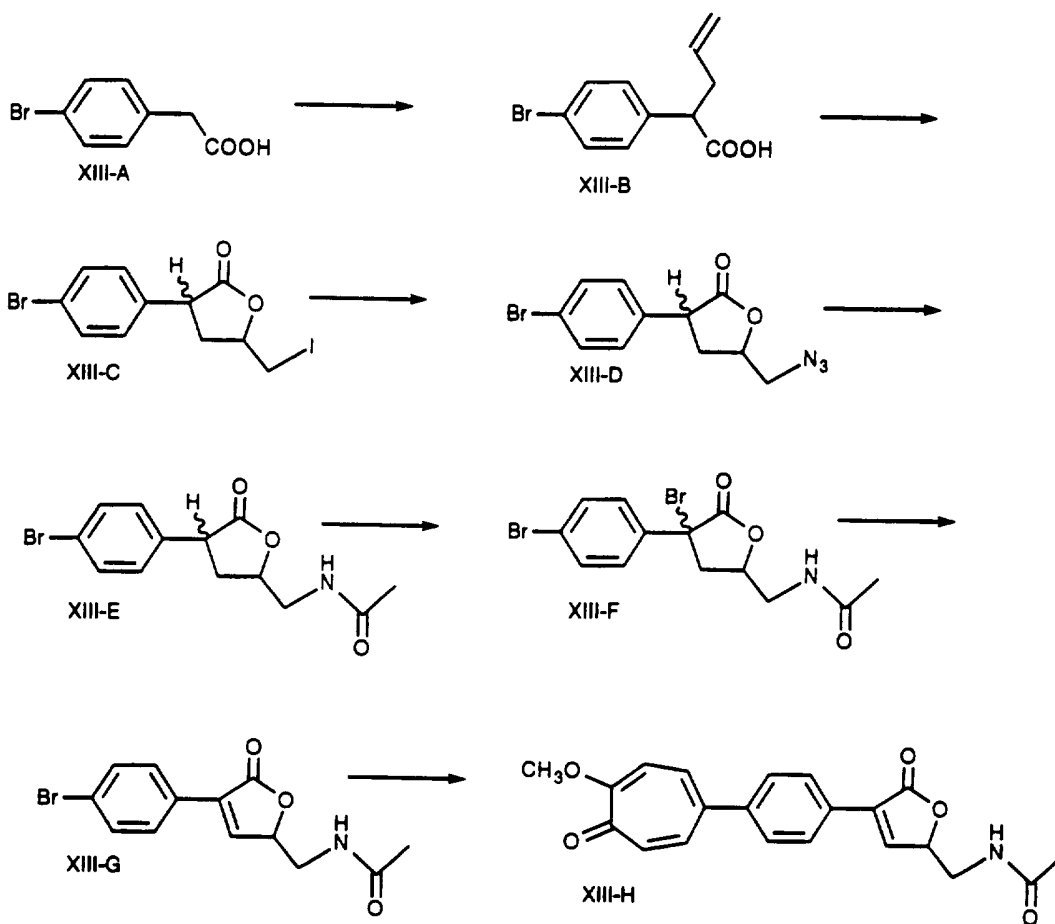


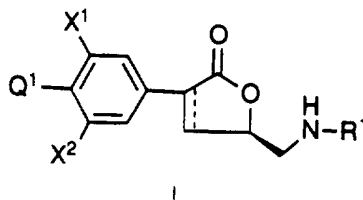
CHART XIII



CLAIMS

1. A compound of the formula I

5



wherein --- is a single or double bond;

10 wherein X¹ and X² are independently

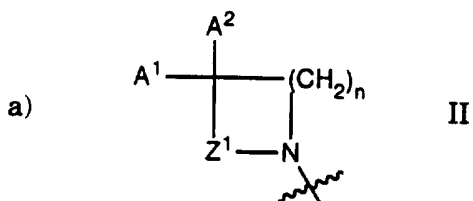
-H,

-F, or

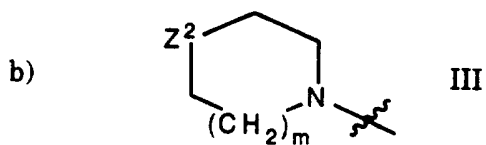
-Cl;

wherein Q¹ is:

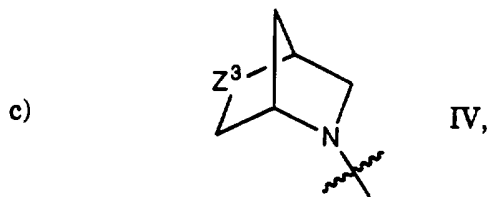
15



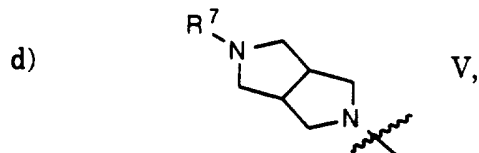
20



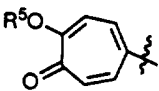
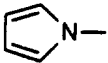
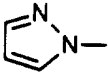
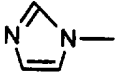
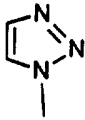
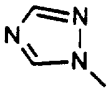
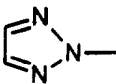
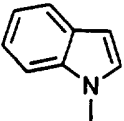
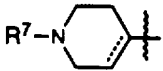
25



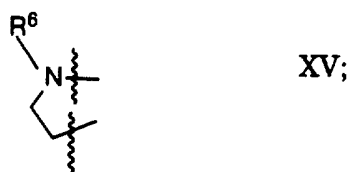
30



35

- | | | | |
|----|----|---|-------|
| | e) |  | VI, |
| 5 | f) |  | VII, |
| | g) |  | VIII, |
| 10 | h) |  | IX, |
| | i) |  | X, |
| 15 | j) |  | XI, |
| | k) |  | XII, |
| 20 | l) |  | XIII, |
| 25 | m) |  | XIV, |

30 Q¹ and X² taken together are



wherein Z^1 is

- a) $-\text{CH}_2-$,
- b) $-\text{CH}(\text{R}^4)-\text{CH}_2-$,
- c) $-\text{C}(\text{O})-$, or
- 5 d) $-\text{CH}_2\text{CH}_2\text{CH}_2-$;

wherein Z^2 is

- a) $-\text{O}_2\text{S}-$,
- b) $-\text{O}-$,
- c) $-\text{N}(\text{R}^7)-$,
- 10 d) $-\text{OS}-$, or
- e) $-\text{S}-$;

wherein Z^3 is

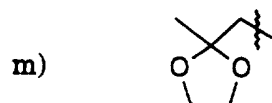
- a) $-\text{O}_2\text{S}-$,
- b) $-\text{O}-$,
- 15 c) $-\text{OS}-$, or
- d) $-\text{S}-$;

wherein A^1 is

- a) $\text{H}-$, or
- b) CH_3 ;

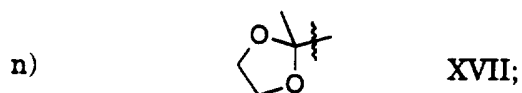
20 wherein A^2 is

- a) $\text{H}-$,
- b) $\text{HO}-$,
- c) CH_3- ,
- d) $\text{CH}_3\text{O}-$,
- 25 e) $\text{R}^2\text{O}-\text{CH}_2-\text{C}(\text{O})-\text{NH}-$
- f) $\text{R}^3\text{O}-\text{C}(\text{O})-\text{NH}-$,
- g) $(\text{C}_1-\text{C}_2)\text{alkyl}-\text{O}-\text{C}(\text{O})-$,
- h) $\text{HO}-\text{CH}_2-$,
- i) $\text{CH}_3\text{O}-\text{NH}-$,
- 30 j) $(\text{C}_1-\text{C}_3)\text{alkyl}-\text{O}_2\text{C}-$
- k) $\text{CH}_3-\text{C}(\text{O})-$,
- l) $\text{CH}_3-\text{C}(\text{O})-\text{CH}_2-$,

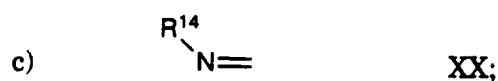
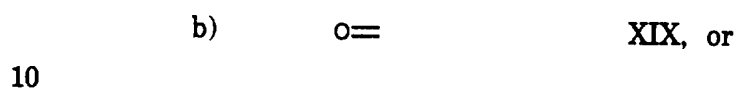
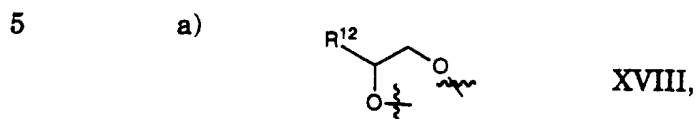


XVI, or

35



A¹ and A² taken together are:



wherein R¹ is

- 15 a) -CHO,
 b) -COCH₃,
 c) -COCHCl₂,
 d) -COCHF₂,
 e) -CO₂CH₃,
 20 f) -SO₂CH₃, or
 g) -COCH₂OH;

wherein R² is

- a) H-,
 b) CH₃-,
 25 c) phenyl-CH₂-, or
 d) CH₃C(O)-;

wherein R³ is

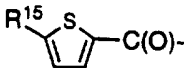
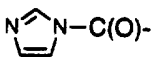
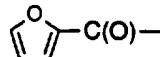
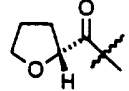
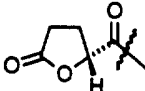
- a) (C₁-C₃)alkyl-, or
 b) phenyl-;

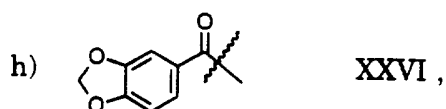
30 wherein R⁴ is

- a) H-, or
 b) HO-;

wherein R⁵ is

- a) H-,
 35 b) (C₁-C₃)alkyl-,
 c) CH₂ = CH-CH₂-, or

- d) $\text{CH}_3\text{-O-(CH}_2\text{)}_2\text{-}$;
 wherein R^6 is
- 5 a) $\text{CH}_3\text{-C(O)-}$,
 b) H-C(O)- ,
 c) $\text{Cl}_2\text{CH-C(O)-}$,
 d) $\text{HOCH}_2\text{-C(O)-}$,
 e) $\text{CH}_3\text{SO}_2\text{-}$,
- 10 f)  XXI,
- g) $\text{F}_2\text{CHC(O)-}$,
 h)  XXII,
- 15 i) $\text{H}_3\text{C-C(O)-O-CH}_2\text{-C(O)-}$,
 j) $\text{H-C(O)-O-CH}_2\text{-C(O)-}$,
 k)  XXIII,
- l) $\text{HC}\equiv\text{C-CH}_2\text{O-CH}_2\text{-C(O)-}$, or
 m) phenyl- $\text{CH}_2\text{-O-CH}_2\text{-C(O)-}$;
 20 wherein R^7 is
- a) $\text{R}^2\text{O-C(R}_{10}\text{)(R}_{11}\text{)-C(O)-}$,
 b) $\text{R}^3\text{O-C(O)-}$,
 c) $\text{R}^8\text{-C(O)-}$,
- 25 d)  XXIV,
- e)  XXV,
- 30 f) $\text{H}_3\text{C-C(O)-(CH}_2\text{)}_2\text{-C(O)-}$,
 g) $\text{R}^9\text{-SO}_2\text{-}$,



- 5 i) HO-CH₂-C(O)-,
 j) R¹⁶-(CH₂)₂-,
 k) R¹³-C(O)-O-CH₂-C(O)-,
 l) (CH₃)₂N-CH₂-C(O)-NH-,
 m) NC-CH₂-, or
 10 n) F₂-CH-CH₂;

wherein R⁸ is

- a) H-,
 b) (C₁-C₄)alkyl,
 c) aryl -(CH₂)_p,
 15 d) ClH₂C-,
 e) Cl₂HC-,
 f) FH₂C-,
 g) F₂HC-, or
 h) (C₃-C₆)cycloalkyl;

20 wherein R⁹ is

- a) -CH₃,
 b) -CH₂Cl
 c) -CH₂CH=CH₂,
 d) aryl, or
 25 e) -CH₂CN;

wherein R¹⁰ and R¹¹ are independently

- a) H-,
 b) CH₃-; or

wherein R¹² is

- 30 a) H-,
 b) CH₃O-CH₂O-CH₂-, or
 c) HOCH₂-;

wherein R¹³ is

- a) CH₃-,
 35 b) HOCH₂-,
 c) (CH₃)₂N-phenyl, or

d) $(\text{CH}_3)_2\text{N-CH}_2-$;

wherein R^{14} is

- 5 a) HO-,
 b) $\text{CH}_3\text{O-}$,
 c) $\text{H}_2\text{N-}$,
 d) $\text{CH}_3\text{O-C(O)-O-}$,
 e) $\text{CH}_3\text{-C(O)-O-CH}_2\text{-C(O)-O-}$,
 f) phenyl- $\text{CH}_2\text{-O-CH}_2\text{-C(O)-O-}$,
 g) $\text{HO-(CH}_2)_2\text{-O-}$,
 10 h) $\text{CH}_3\text{O-CH}_2\text{-O-(CH}_2)_2\text{-O-}$, or
 i) $\text{CH}_3\text{O-CH}_2\text{-O-}$;

wherein R^{15} is

- a) H-, or
 b) Cl-;

15 wherein R^{16} is

- a) HO-
 b) $\text{CH}_3\text{O-}$, or
 c) F;

wherein m is zero (0) or one (1);

20 wherein n is one (1) to three (3), inclusive;

wherein p is zero (0) or one (1);

wherein aryl is phenyl substituted with zero (0) or one (1) of the following:

- a) -F,
 b) -Cl,
 25 c) $-\text{OCH}_3$,
 d) -OH,
 e) $-\text{NH}_2$,
 f) $-(\text{C}_1\text{-C}_4)\text{alkyl}$,
 g) $-\text{O-C(O)-OCH}_3$, or
 30 h) $-\text{NO}_2$;

or pharmaceutically acceptable salts thereof.

2. The compound of claim 1 with the following provisos:

- 1) in the moiety of formula II, when Z^1 is $-\text{CH}_2-$ or $-\text{C(O)-}$, n is one (1);
 35 2) in the moiety of formula II, when Z^1 is $-\text{CH}_2\text{-CH}_2\text{-CH}_2-$, n is not three
 (3).

3. The compound of claim 1 wherein Q¹ is the moiety of formula II.
4. The compound of claim 1 wherein Q¹ is the moiety of formula III.
- 5 5. The compound of claim 1 wherein Q¹ is the moiety of formula IV.
6. The compound of claim 1 wherein Q¹ is the moiety of formula V.
7. The compound of claim 1 wherein Q¹ is the moiety of formula VI.
- 10 8. The compound of claim 1 wherein Q¹ is the moiety of formula VII, VIII, IX, X, XI, XII, XIII, or XIV.
9. The compound of claim 1 selected from the group consisting of:
15 Acetamide, N-[[4-[3-fluoro-4-(4-morpholinyl)phenyl]-2,5-dihydro-5-oxo-2-furanyl]methyl] -, (R)-; and
Acetamide, N-[[4-[4-[4-(2-methoxy)-5-oxo-1,3,6-cycloheptatrien-1-yl]phenyl]-2,5-dihydro-5-oxo-2-furanyl]methyl]-.

INTERNATIONAL SEARCH REPORT

International Application No

PL 1/US 96/13726

A. CLASSIFICATION OF SUBJECT MATTER
 IPC 6 C07D307/52 C07D307/28 A61K31/365 A61K31/34

According to International Patent Classification (IPC) or to both national classification and IPC

B. FIELDS SEARCHED

Minimum documentation searched (classification system followed by classification symbols)
 IPC 6 C07D

Documentation searched other than minimum documentation to the extent that such documents are included in the fields searched

Electronic data base consulted during the international search (name of data base and, where practical, search terms used)

C. DOCUMENTS CONSIDERED TO BE RELEVANT

Category *	Citation of document, with indication, where appropriate, of the relevant passages	Relevant to claim No.
Y	WO 94 13649 A (UPJOHN CO ;BARBACHYN MICHAEL ROBERT (US)) 23 June 1994 cited in the application see the whole document ---	1-9
Y	WO 95 07271 A (UPJOHN CO ;BARBACHYN MICHAEL R (US); BRICKNER STEVEN J (US); HUTCH) 16 March 1995 cited in the application see the whole document ---	1-9
	-/--	

Further documents are listed in the continuation of box C.

Patent family members are listed in annex.

* Special categories of cited documents :

- *A* document defining the general state of the art which is not considered to be of particular relevance
- *E* earlier document but published on or after the international filing date
- *L* document which may throw doubts on priority claim(s) or which is cited to establish the publication date of another citation or other special reason (as specified)
- *O* document referring to an oral disclosure, use, exhibition or other means
- *P* document published prior to the international filing date but later than the priority date claimed

- *T* later document published after the international filing date or priority date and not in conflict with the application but cited to understand the principle or theory underlying the invention
- *X* document of particular relevance; the claimed invention cannot be considered novel or cannot be considered to involve an inventive step when the document is taken alone
- *Y* document of particular relevance; the claimed invention cannot be considered to involve an inventive step when the document is combined with one or more other such documents, such combination being obvious to a person skilled in the art.
- *Z* document member of the same patent family

Date of the actual completion of the international search

12 December 1996

Date of mailing of the international search report

20.12.96

Name and mailing address of the ISA

European Patent Office, P.B. 5818 Patentlaan 2
 NL - 2280 HV Rijswijk
 Tel. (+ 31-70) 340-2040, Tx. 31 651 epo nl,
 Fax (+ 31-70) 340-3016

Authorized officer

Paisdor, B

INTERNATIONAL SEARCH REPORT

International Application No

PL 1/US 96/13726

C.(Continuation) DOCUMENTS CONSIDERED TO BE RELEVANT		
Category *	Citation of document, with indication, where appropriate, of the relevant passages	Relevant to claim No.
Y	<p>BIOORG. MED. CHEM. LETT.;94; VOL.16 (4); PP.1925-30, XP000567437 DENIS A ET AL: "5-aryl-.beta.,.gamma. butenolide, a new class of antibacterial derived from the N-aryloxazolidinone DUP 721" cited in the application see the whole document</p>	1-9
P,Y	<p>--- MED. CHEM. RES.;96; VOL.6 (1); PP.22-7, XP000613028 BORTHWICK A D ET AL: "5-(Acetamidomethyl)-3-aryldihydrofuran-2- ones, and 5-(acetamidomethyl)-3-aryltetrahydrofuran- 2-ones, two new classes of antibacterial agents" see the whole document</p> <p>-----</p>	1-9

INTERNATIONAL SEARCH REPORT

Information on patent family members

International Application No

PCT/US 96/13726

Patent document cited in search report	Publication date	Patent family member(s)	Publication date
WO-A-9413649	23-06-94	AU-B- 670842	01-08-96
		AU-A- 5323994	04-07-94
		CA-A- 2147753	23-06-94
		CZ-A- 9501366	18-10-95
		EP-A- 0673370	27-09-95
		FI-A- 952798	07-06-95
		JP-T- 8504205	07-05-96
		NO-A- 952253	08-08-95
		NZ-A- 257031	26-07-96
		PL-A- 309283	02-10-95
		SK-A- 74695	11-10-95
		US-A- 5523403	04-06-96
		CN-A- 1092413	21-09-94
ZA-A- 9307791	20-05-95		
WO-A-9507271	16-03-95	AU-A- 7557094	27-03-95
		CA-A- 2168560	16-03-95
		CN-A- 1130379	04-09-96
		EP-A- 0717738	26-06-96
		ZA-A- 9405894	05-02-96