

**Productioncars.com**

**Book of Automobile Production and Sales Figures**

1945-2005



Over 300 pages of production and sales figure data for thousands of car makes and models including trucks, minivans, sport utility vehicles.

One of the most comprehensive production and sales figure book for the auto enthusiast

**Acknowledgements:**

These images were issued by the manufacturer of the subject as a part of promotional "press kit(s)", and were intended to provide pre-made, royalty-free, high quality photography to accompany both print and electronic articles written about the manufacturer and this model. Therefore, the use of these photographs on productioncars.com is in compliance with the original intended purpose of these photographs, as well as complying with the precepts of "fair use".

## **GLOSSARY**

Anniv	Anniversary
AUS	Australia
Auto	Automatic (transmission)
AWD	All Wheel Drive
CAN	Canada
Cid	Cubic Inch Displacement
Conv	Convertible
Cpe	Coupe
Cus	Custom
Cyl	Cylinder
CYP	Calendar Year Production
Est	Estimated
Euro	European
Fast	Fastback (body style)
FWD	Front Wheel Drive
Hatch	Hatchback (body style)
HP	Horsepower
HT	Hardtop
Htp	Hardtop
Incl	Include/Including
LHD	Left-Hand Drive Version
Limo	Limousine
Ltd	Limited
LWB	Long Wheelbase
Man	Manual (transmission)
Met	Metallic
MYP	Model Year Production
POW	Prince of Wales
RHD	Right-Hand Drive Version
ROW	Rest Of World
RWD	Rear Wheel Drive
Sdn	Sedan
Spd	Speed
SWB	Short Wheelbase
UK	United Kingdom
Wgn	Station Wagon
2d	Two-Door Configuration
3d	Three-Door Configuration
4d	Four door Configuration
4W	Four Window
5d	Five door Configuration
6P	Six Passenger
6W	Six Window
9P	Nine Passenger

# Automobile Production Figures

## Abarth

<b>Allemano</b>	2200 Coupe RHD - 2	
<b>750 Coupe</b>	1960 - 15	
<b>124 Rallye</b>	Spider Fiat 1972-76 - 1,013	
<b>200-Series</b>	208 A Spider Boano 1955 - 1	209 A Coupe Boano 1955 - 1
	215 A Coupe 1955 - 1	215 A Spyder 1955 - 1
<b>500</b>	207 A Spider Corsa - 10 U.S. spec (8 in existence)	
<b>750</b>	by Zagato 1958-59 - est. 6	
	GT Corsa 1958-57 - est. 20	
<b>800</b>	Spyder by Allemano - 98 (less than 25 exist)	
<b>Alfa Romeo</b>	Allemano Spider Riviera 1960 - est. 2 or 3	
<b>Biposto</b>	Ghia 1954 - 1	
<b>Cisitalia</b>	1500 Bertone 1952 - 1 or 2	
<b>Monomile</b>	204A 1949 - 7	1951 205A - 2
<b>Porsche</b>	Series 1961-63 - est. 25-100	
	Carrera GTL 1960 - est. 21	
<b>Simca</b>	1964-65 1300 Corsa Long Nose - est. 5	2000 Corsa Long Nose - est. 6
<b>Production</b>	1964 - 3,150	1966 - 1,950



1959 Abarth 500 Zagato Coupe

## AC

<b>Ace</b>	1953-64 - 223	2.6 1961-63 - 37	Ace-Bristol 1953-64 - 463
<b>Aceca</b>	1954-63 - 151	2.6 1961-63 - 8	Aceca-Bristol 1954-63 - 169
	1960 Lhd U.S. spec - 55		
<b>Acedes</b>	1930-32 (all types) - 47		
<b>Cobra</b>	260 1962-68 - 75		
	289 1962-68 - 571 (16 1965 w/auto trans)		
	427/428 1964-66 - 306		
	CSX Competition "USRRC" 1966 - 6		
	Mark III 289 - 27 (20 w/RHD)		
	7-litre Mark III S/C - 71		
	Mark II 289 - 655 (42 RHD out of 61 Euro Spec)		
<b>Greyhound</b>	1959-63 - 83		
<b>Petite</b>	1952-57 - estimated 4,000		
<b>Shelby Cobra</b>	260 1962-63 - 75	289 1962-63 - 51	
<b>2-Litre/Buckland</b>	1949 Drophead Coupe - 20	1947-54 - estimated 1,290	
			or 1,129 2-liters including 75 Buckland models
<b>289</b>	1962-68 - 27		



1966 AC 427 Cobra (7-Litre)

<b>428</b>	Coupe 1966-73 - 51	Convertible 1966-73 - 29-30		
	1973 Convertible w/fold away headlamps - 1 (Final car)			
<b>3000ME</b>	1979-84 - 82 + 30 by AC of Scotland	1979-84 Turbo Edition - 11		
<b>Production</b>	1979 - 12	1987 - 30	1988 - 45	1989 - est. 45
	1994 - estimated 150		1996 - 10	

## Acadian

<b>Beaumont</b>	1962 2-door Hardtops - 1,164
<b>Canso</b>	1966 L-79 - 80

## Acura

<b>CL</b>	<u>U.S. Sales:</u>	1996 - 16,740	1997 - 28,939	1998 - 26,644	1999 - 20,968
		2000 - 24,677	2001 - 18,993	2002 - 12,072	2003 - 6,593
		2004 - 283			

<b>EL</b>	<u>Canada. Sales:</u>	2003 - 5,572	2004 - 5,010	(EL only sold in Canada)
-----------	-----------------------	--------------	--------------	--------------------------

<b>Integra</b>	Type R 1998 - est. 500	1997 Type R - 300			
	<u>U.S. Sales:</u>	1986 - 27,807	1987 - 54,757	1988 - 57,468	1989 - 77,423
		1990 - 83,599	1991 - 64,755	1992 - 55,174	1993 - 58,757
		1994 - 67,426	1995 - 61,316	1996 - 46,966	1997 - 38,331
		1998 - 34,904	1999 - 26,184	2000 - 25,975	2001 - 13,736
		2002 - 19			

<b>Legend</b>	<u>U.S. Sales:</u>	1986 - 25,062	1987 - 54,713	1988 - 70,770	1989 - 64,638
		1990 - 53,666	1991 - 65,689	1992 - 49,926	1993 - 38,866
		1994 - 35,709	1995 - 18,159	1996 - 629	1997 - 4

<b>MDX</b>	<u>U.S. Sales:</u>	2000 - 9,750	2001 - 40,950	2002 - 52,955	2003 - 57,281
		2004 - 59,505	2005 - 57,948		

<b>NSX</b>	"R" 1992 - 2,000	
	<u>U.S. Sales:</u>	
	1990 - 1,119	
	1991 - 1,940	1993 - 652
	1994 - 533	1995 - 884
	1996 - 460	1997 - 415
	1998 - 303	1999 - 238
	2000 - 221	2001 - 182
	2002 - 233	2003 - 221
	2004 - 178	2005 - 206



1992 Acura NSX

Acura NSX Production 1991-94								
	1991		1992		1993		1994	
	6spd	auto	6spd	auto	6spd	auto	6spd	Auto
<b>Red/Black</b>	1063	64	421	45	251	7	128	11
<b>Red/Ivory</b>	333	50	49	11	15	1	0	0



		2003 – 56,770	2004 – 77,895	2005 – 78,218	
<b>TSX</b>	<u>U.S. Sales:</u>	2003 – 18,932	2004 – 30,365	2005 – 34,856	
<b>Vigor</b>	<u>U.S. Sales:</u>	1991 – 11,324	1992 – 13,846	1993 – 10,016	1994 – 8,469
		1995 – 253			
<b>USA Sales:</b>	1986 - 52,869	1987 - 109,470	1988 - 128,238	1989 - 142,061	1990 - 138,384
	1991 - 143,708	1992 - 120,100	1993 - 108,291	1994 - 112,137	1995 - 97,151
	1996 - 105,443	1997 - 106,844	1998 - 108,758	1999 - 117,312	2000 - 142,681
	2001 - 170,469	2002 - 165,552	2003 - 170,918	2004 - 198,919	2005 - 209,610

## Adler

Trumpf 1932-39 - 25,603 Trumpf Junior 1934-41 - 102,840  
2.5 Litre 1937-40 - 5,295

## Aero

**Minor** 1945-52 - 14,100

## Alfa Romeo

### PRE WAR:

<b>6C-1750</b>	Turismo 17/75 hp 1929-33 - 1,131	Sport/GT 17/85 hp 1929-32 - 920
	GTC 1931-32 - 159	Super Sport/Gran Sport 1929-33 - 369
<b>6C-1900</b>	1933 - 197	
<b>6C-2300</b>	Turismo 1934 - 225	GT 1934 - 473
	B Turismo 1936-39 - 324	B GT 1936-39 - 297
	B Mille Miglia 1935-37 - 107	Pescara 1934 - 60
		B Pescara 1935-37 - 120
<b>6C-2500</b>	Turismo 1939-50 - 522	Sport 1939-52 - 779
<b>8C-2300</b>	1931-34 - 188	
<b>8C-2900</b>	A Short 1935-39 - 6	B Short 1935-39 - 20
		B Long 1935-39 - 10

### POST WAR:

**Alfa 6** 1979-86 - 6,528 (Other sources list 12,050),  
Another source breakdown: 2.5 Litre – 10,136 2-Litre – 1,741

**Alfasud** Total Annual Production: (Saloon bodied)  
1972 - 21,057 1973 - 78,897 1974 - 100,030 1975 - 91,160 1976 - 89,630  
1977 - 85,147 1978 - 85,569 1979 - 83,100 1980 - 81,263 1981 - 86,329  
1982 - 72,967 1983 - 18,495 1984 - 59 1985 - 16

Total Annual Production: (Alfasud Sprint & Sprint)  
1976 - 2,192 1977 - 12,046 1978 - 19,696 1979 - 12,962 1980 - 15,976  
1981 - 10,909 1982 - 11,037 1983 - 14,690 1984 - 5,668 1985 - 3,938  
1986 - 3,730 1987 - 3,513 1988 - 5,023 1989 - 54

1972-83 - 567,093 Sprint 1976-83 - 102,208 TI 1974-81 - 156,001

Alfa Romeo Alfasud Production Breakdown (Calendar Year)					
	1980	1981	1982	1983	1984
<b>Valentino 1.2</b>	1589	630	0	0	0
<b>Valentino 1350</b>	3	895	0	0	0
<b>Valentino 1.5</b>	4	868	0	0	0
<b>TI 1350 3-door</b>	0	2808	2038	1338	40
<b>TI 1.5 3-door</b>	0	7714	6564	8	0
<b>TI 1.5 3-door Quadrifoglio Verde</b>	0	0	2798	6295	0
<b>Other Statistics:</b>					
1985 CYP TI 1350 3-door – 16					

- Alfetta** GT 1974-76 - 21,947 Saloon 1972-83 - 424,739  
 1.6 GT 1976-79 - 16,923 2.0 GTV & Strada 1976-83 - 73,039  
 1.8GT 1976-79 – 21,948 Diesel Saloon (all) – 29,951  
 1.8 Berlina (all) – 183,427 1.6 Berlina (all) – 82,512
- ARNA** 1984-86 - 61,750
- BAT** (Berlina Aerodynamica Technica): Bat #5, Bat #7, Bat #9
- Coupe** CYP: 1997 – 6,968 1998 – 6,371 1999 – 4,925
- Giulia** GTA 1963-68 - 493 GTC Cabriolet 1965-66 - 1,000 SS 1963-66 - 1,400  
 1300 TI 1966-72 - 144,214 Spider 1962-65 - 9,250  
 Spider Veloce 1962-65 - 1,091 Sprint GT 1963-68 - 21,850  
 Sprint GT Veloce 1963-68 - 12,499 Sprint GTA Radford Edition - 1,000  
 Super 1965-72 - 166,364 TZ 1963-64 - 120 (10 w/fiberglass body)  
 TZ 1965-66 - 50
- Giulietta** SS 1959-62 - 1,366  
 SZ 1959-60 – 200  
 SZ2 1961-62 - 30  
 Spider 1955 - 2  
 Spider 1955-62 - 16,075  
 Spider Veloce 1955-62 - 3,164  
 1.6 & 1.8 Saloon 1977-83 - 255,762  
 1300 engine 1977-85 – 50,890  
 1600 engine 1977-85 – 187,064  
 1800 engine 1977-85 – 87,468  
 2000 engine 1977-85 – 36,767  
 2000 Turbo AutoDelta 1977-85 – 361  
 2000 TurboDiesel 1977-85 – 17,141
- GT AM** 1970-71 - 40
- GT 1300** Junior GTA 1966-77 - 447 (some sources list 1,000)
- GTV/Spider** Calendar Year Production: 1995 - 12,093 1996 est. - 20,137
- GTV6** 2.5 Euro Spec CYP:  
 1979 - 2 1980 - 1,178  
 1981 - 4,533 1982 - 3,619  
 1983 - 3,605 1984 - 2,403





1985 - 1,653	1986 - 686
2.5 USA Spec CYP:	
1980 - 1	1981 - 1,272
1982 - 1,116	1983 - 513
1984 - 1,050	1985 - 722
2.5 Catalyst CYP: 1985 - 28	
3.0 (RSA) CYP: 1987 - 200	
1981-87 - 83,097	1985 Maratona - 130

1985 Alfa Romeo GTV6 2.5



**Milano** Verde 3.0L 1987 - 350 (some sources list 187)  
Callaway Twin Turbo 1987 - 2

1987 Alfa Romeo Milano

**Montreal** 1971 - 668      1972 - 2,377  
1973 - 302      1974 - 205  
1975 - 323      1976 - 23      Total - 3,925  
Right-hand-drive 1971-77 - 225



1974 Alfa Romeo Montreal

**RZ** Convertible 1993-94 - 241

**Spider**

Total Annual Production:

1967 - 3,812	1968 - 2,326	1969 - 3,189		
1970 - 2,628	1971 - 4,333	1972 - 4,657		
1973 - 3,849	1974 - 4,579	1975 - 4,488		
1976 - 4,006	1977 - 3,866	1978 - 3,917		
1979 - 4,243	1980 - 5,384	1981 - 1,436		
1982 - 2,274	1983 - 6,253	1984 - 8,708		
1985 - 6,801	1986 - 7,015	1987 - 4,647		
1988 - 4,171	1989 - 3,995	1990 - 7,106		
Quadrifoglio USA Spec CYP: 1985 - 653				
Spider Duetto 1600 CYP: 1967 - 2,958				
Spider 1.6 CYP:	1983 - 1,293	1984 - 605	1985 - 605	1986 - 728
	1987 - 728	1988 - 822	1989 - 995	1990 - 971
Spider 2000 (128bhp) CYP:	1975 - 770	1976 - 728	1977 - 1,035	1978 - 1,008
	1979 - 1,275	1980 - 3,221	1981 - 708	1982 - 207
Spider 2.0 Euro Spec CYP:	1982 - 92	1983 - 2,336	1984 - 2,231	1985 - 1,375
	1986 - 6,287	1987 - 4,295	1988 - 3,349	1989 - 3,000
	1990 - 6,135			
Spider 2.0 USA Spec CYP:	1973 - 1,419	1974 - 3,242	1975 - 2,606	1976 - 2,510
	1977 - 2,315	1978 - 2,342	1979 - 2,699	1980 - 1,797
	1981 - 524	1982 - 1,975	1983 - 2,624	1984 - 5,872
	1985 - 2,656			
Spider 2.0 Veloce USA Spec CYP:	1985 - 1,511			
Duetto 1966-67 - 6,325	1966 - 3,363 (98 RHD)	1967 - 2,958 (281 RHD)		
	1968 - 3	1970 - 1		
Niki Lauda Edition 1978 - 500				
2.0 1970-93 - 82,500		Commemorative Edition 1994 - 190		
USA Sales:	1978 - 3,562	1979 - 2,901	1980 - 2,539	1981 - 1,579
	1982 - 1,440	1990 - 1,933	1991 - 1,323	1992 - 1,107
	1993 - 612	1994 - 208		



1985 Alfa Romeo Graduate

CYP: 1997 - 5,078      1998 - 5,283      1999 - 4,220

**SZ** Coda Tronca 1962 – 30 Coupe – 1989-94 – 1,035

**Veloce Spider** 1956 - 18

**6C-3000CM** Coupe 1952-53 - 4 Spider 1952-53 - 2

**33** 5-door 1983-93 - 196,300 Sportwagon 1985-90 - 64,120 33/2 Stradale 1967-69 - 18

**75** 4-door sedan 1986-92 - 187,300

**90** 1984-87 1800 engine – 6,677 1984-87 2000 engine – 27,447  
1984-87 TurboDiesel – 15,392 1984-87 V6 – 6,912

**145** CYP: 1997 – 45,324 1998 – 26,357 1999 – 24,908

**146** CYP: 1997 – 56,718 1998 – 36,391 1999 – 30,401

**155** CYP: 1995 - 33,360 1996 est. - 30,014 1997 – 10,873

**156** CYP: 1997 – 30,693 1998 – 109,117 1999 – 116,918

**164** USA Sales: 1990 - 1,549 1991 - 2,155  
1992 - 1,721 1993 - 713  
1994 - 357 1995 - 414  
1995 U.S. spec Quadrifoglio - est. 30  
1994 U.S. Spec Quadrifoglio – est. 38  
4-door Sedan 1988-93 - 127,700 2.0 1987-6/96 - 158,057  
2.5 TurboDiesel 1987-6/96 - 45,602 1993 S U.S. spec - est. 50  
CYP: 1995 - 10,390 1996 est. - 9,471 1997 – 4,936



1991 Alfa Romeo 164L

**166** CYP: 1998 – 14,161 1999 – 26,964

**1300** GT Junior 1966-72 - 92,053  
GT Junior Z 1969-72 - 1,108 (1970 – 566 1971 – 357 1972 – 184)  
Spider Junior 1968-72 - 7,237 1968 - 1,840 (97 RHD) 1969 – 840

GTA Junior: 1968 – 320 1969 – 82 1970 – 8 1971 – 22  
1972 – 15 Total – 447

GTA: 1965 LHD – 356 1965 RHD – 50 1966 – 21 1967 – 61  
1969 – 12

**1600** GT Junior 1974-77 - 14,299 TI 1962-78 - 501

**1750** GTV 1967-72 - 44,269 (44,276)  
Spider Veloce 1967-71 - 8,723 (8,701) 1967 - 854 1968 - 1,227 (259 U.S. spec)  
1969 - 1,199

Berlina/Saloon 1967-72 – 101,879 Total

**Production Breakdown**

- Complete LHD – 90,586
- Complete RHD – 3,518
- RHD Knocked down – 5,764
- U.S. Spec – 1,759
- Automatic Transmission - 252

<b>1900</b>	Sedan (all) 1950-58 - 17,243 CSS by Ghia 1954 - 1	Sprint & Super Sprint 1954-58 - 1,796
<b>2000</b>	GTV 1971-77 - 37,458 Saloon 1970-77 - 89,840 (3,395 U.S. Spec – includes 1,453 with catalytic converter) Spider 1958-61 - est. 3,400 Spider Veloce 1971-91 - 83,396 Sportiva 1954-55 (2 coupes + 2 roadsters)	Saloon 1958-61 - 2,927 Spider Veloce 1970-83 - 29,317
<b>2600</b>	Sedan 1962-69 - 2,092 Sprint Zagato (2600ZX) 1962-66 - 105 2600 by OSI – 54	Spider 1962-65 - est. 2,255 Sprint 1962-66 - 6,999 Sprint Coupe imported to USA - 50

<b>USA Sales</b>	1953 - 62	1971 - 1,837	1972 - 2,270	1973 - 2,595	1974 - 3,139
	1975 - 5,342	1976 - 5,283	1977 - 6,712	1978 - 6,137	1979 - 4,011
	1981 - 2,294	1982 - 2,193	1983 - 3,002	1984 - 3,702	1985 - 4,502
	1986 - 8,201	1987 - 6,320	1988 - 4,476	1989 - 2,920	1991 - 3,478
	1992 - 2,941	1993 - 1,325	1994 - 565	1995 - 414	

<b>Production</b>	1953 - 3,477	1954 - 3,826	1955 - 5,919	1956 - 11,748	1957 - 16,675
	1958 - 22,199	1959 - 32,089	1960 - 57,870	1961 - 57,181	1962 - 56,460
	1963 - 85,605	1964 - 65,193	1965 - 61,236	1966 - 59,971	1967 - 76,831
	1968 - 97,220	1969 - 104,305	1970 - 107,989	1971 - 123,309	1972 - 140,595
	1973 - 204,902	1974 - 208,386	1975 - 189,862	1976 - 201,145	1977 - 201,118
	1978 - 219,501	1979 - 207,514	1980 - 219,517	1981 - 197,287	1982 - 188,773
	1983 - 206,926	1984 - 200,103	1985 - 157,825	1986 - 168,074	1987 - 192,024
	1988 - 231,300	1989 - est. 235,600		1992 - 152,354	1993 - 109,598
	1995 - 156,867	1996 - 113,800	1997 - 160,590	1998 - 197,680	1999 - 208,336
	2001 - 213,638	2002 - 187,437	2003 - 182,469	2004 - 162,116	

## Allard

### PRE WAR:

<b>V8</b>	1937-39 - 9
<b>V12</b>	1938-39 - 3

### POST WAR:

<b>J1</b>	1946-47 - 12
<b>J2/J2X</b>	1949-54 - 173
<b>J2R</b>	1953-55 - 7
<b>J2</b>	1950-52 - 90 (45 w/Cadillac V-8 engine)
<b>J2X</b>	1952-54 - 83
<b>K1</b>	1946-48 - 151
<b>K2</b>	1950-52 - 119
<b>K3</b>	1952-54 - 62
<b>L</b>	1946-50 - 191
<b>M1</b>	1947-50 - 500
<b>M2X</b>	1951-53 - 25
<b>P1</b>	1948-52 - 559



*Allard J2*

<b>P2 Monte Carlo</b>	1952-55 - 11		
<b>Palm Beach</b>	1952-58 - 80	Roadster Mark II 1956-58 - 6	Coupe Mark II 1956-58 - 2

<b>Safari</b>	21C 1952-55 - 8 1952-55 Station Wagon - 10	21Z 1952-55 - 65	21 1954 - 1
---------------	---	------------------	-------------

---

## Alpina

<b>B6</b>	(E-30) 2.8 1983-86 – 259 (BMW 3-series) 3.5 1984-90 – 216 (BMW 3-Series) 3.5S 1987-90 – 62 (BMW 3-Series) (E36) 2.8 1992-93 – 136 (BMW 3-Series) 3.0 1993-96 – 741 (BMW 3-Series)
<b>B7</b>	Turbo E24 1978-88 – 313 (6Series) S Turbo 1981-82 – 60 (5-Series) S Turbo Coupe – 30 (6-Series)
<b>B8</b>	4.6 E-36 1995-98 – 231 (3-Series) 4.0 E-36 – 4 (3-Series)
<b>B9/B10</b>	1982-87 – 121 (6-Series) B9 Touring E-23 – 1 (BMW 735I Based)
<b>B10</b>	Biturbo c1991 – 507 (BMW 535I Based) E-23 – 22 (BMW 735I Based)
<b>B11</b>	3.5 E-32 1987-93 – 332 (BMW 7-Series) 4.0Litre E-32 1993-94 – 77 (BMW 7-Series)
<b>B12</b>	5.0 E-32 1988-94 – 305 (BMW 7-Series) E-31 5.0 – 97 (BMW 8-Series) E-31 5.7 – 57 (BMW 8-Series)
<b>E30</b>	C1 2.3 170hp – 35 C1 2.5 190hp – 50 C2 2.5 185hp – 74 C2 2.7 210hp – 108 C2 2.7 204hp – 52 B3 2.7 204hp – 257
<b>RLE</b>	66 (BMW Z1 Based)

---

## Alpine

<b>A Series</b>	A106 1955-61 - est. 150	A108 1958-65 - est. 500	A110 1963-77 - 8,139		
	A100 GT4 1963-65 - 112	A310 1971-85 - 2,334	A310 V6 1976-85 - 9,276		
	A310: 1971 - 116	1972 - 589	1973 - 655	1974 - 347	1975 - 1,103
	1976 - 1,216	1979 - 1,381	1980 - 1,137	1981 - 1,261	1982 - 1,001
	1983 - 1,127	1986 – 2 in U.S.A.			
<b>Sales</b>	1974 – 957				
<b>Production</b>	1964 - 350	1965 - 113	1966 - 343	1967 - 329	1968 - 358
	1969 - 688	1970 - 976	1972 - 1,421	1986 - 1,256	1987 - 1,216
	1995 – 9				

---

## Alvis

<b>3.5 Litre</b>	1935-40 - 61
<b>Crested Eagle</b>	1933-40 - 652

<b>Firebird</b>	1935-36 - 449		
<b>Firefly 12</b>	1933-34 - 904		
<b>Speed 25</b>	1935-40 - 536		
<b>Silver Eagle</b>	1929-33 - 1,165		
<b>4.3 Litre</b>	1935-40 - 198 (3 "short chassis" 1938-40)		
<b>12/70 SB/SC</b>	1938-40 - 776		
<b>T-Series</b>	TA14 1946-50 - 3,213	TA21 1950-53 - 1,310	TB14 1948-50 - 100
	TC21 1954-55 - 250	TC21/100 1954-55 - 475 *est. 48 Grey Lady versions)	
	TC21/108 1956-58 by Graber - 30	TC108G 1956-63 - 16	
	TD21 1956-63 - 1,070	TE21 1964-66 - 352	TF21 1966-67 - 106

## AM General

**Hummer** U.S. Sales: 2000 – 875

**M-422** 1953-1963 – 1,250  
**M-422A1** 1953-1963 – 2,672



1993 AM General Hummer Wagon

SEE ALSO HUMMER

## AMC

### Alliance

AMC/Renault Alliance/Encore Production Table					
Model	1983	1984	1985	1986	1987
2-door	55556	50978	33617	23204	13132
4-door	86649	70037	50906	41891	16214
Convertible	0	0	7141	2015	1991
3-door Hatch	0	55343	38623	12239	2857
5-door Hatch	0	32266	19902	6870	2142
Total	142205	208624	150189	86219	36336

*1984-86 3-door & 5-door were known as Encore*

### Ambassador

Brougham 2-door			
	1971 - 4,579	1972 - 4,137	1973 - 5,534
SST 2-door coupe			
	1968 - 7,686	1969 - 8,998	1970 - 8,255
	1971 - 1,428	1972 - 986	

### AMX

	1968 - 6,725	1969 - 8,293	1970 - 4,116
	1971 - 2,054	1972 - 2,729	1973 - 4,980
	1974 - 4,980	1978 - 2,540	1979 - 3,657
290 V-8 1968:	525 4-spd	484 w/auto	
	1969: 619 w/4-spd	299 w/auto	
343 V-8 1968:	415 w/4-spd	902 w/auto	



1979 AMC AMX



1969: 843 w/4-spd 729 w/auto  
 360 V-8 1970: 836 w/4-spd 747 w/auto  
 390 V-8 1968: 2,112 w/4-spd 2,287 w/auto  
 1969: 3,620 w/4-spd 2,183 w/auto  
 1970: 1,632 w/4-spd 901 w/auto

1969 AMC AMX 390-cid

**AMX Specials**

343-cid & 4-spd 1968 - 415 1969 (AUS) - 24 AMX/3 1970 - 6  
 1969 SS Hurst - 52 (all were white)

<b>AMX Option Production Breakdown</b>			
<b>Option Description</b>	<b>1968</b>	<b>1969</b>	<b>1970</b>
Automatic Transmission	3673	3235	1464
4-speed transmission	3052	5082	2468
AM/8-Track Radio	Unknown	Unknown	556
Air Conditioning	967	1742	1056
Standard Wheelcovers	2249	1977	0
Optional Wheelcovers	1411	1399	0
Rally Wheels	3065	4941	4116
Machine Rims	0	0	628
Heated Rear Glass	0	0	56
Luggage Rack	Unknown	unknown	728
Stripes	4226	6159	2566
Ram Air	0	0	2875
Big Bad Orange	0	284	122
Big Bad Green	0	283	74
Big Bad Blue	0	195	114
Black Interior	3676	0	1701
Charcoal Interior	0	2810	0
Platinum Interior	0	733	0
Blue Interior	0	0	263
Red Interior	1626	595	141
Tan/Saddle Interior	1418	1252	357
Black Leather Interior	0	0	986
Charcoal Leather Interior	0	1377	0
Saddle/Brown Leather	0	1525	487
Red Leather Interior	0	0	181

**Concord**

<b>AMC Concord Production Table</b>			
	<b>4-door</b>	<b>2-door</b>	<b>Station Wagon</b>
<b>1978</b>	42,126	50,482 (+ 2,572 Hatchbacks)	23,573
<b>1979</b>	40,134	40,110 (+ 2,331 Hatchbacks)	20,278
<b>1980</b>	35,198	27,845	17,413
<b>1981</b>	24403	15496	15198
<b>1982</b>	25572	6132	12106
<b>1983</b>	4433		867
1978 engine breakdown: 4-cyl – 3,780 6-cyl – 110,972 8-cyl – 6,541			
1979 engine breakdown: 4-cyl – 6,355 6-cyl – 91,842 8-cyl – 4,656			
1980 engine breakdown: 4-cyl – 9,949 6-cyl – 70,507			

**Eagle**

AMC Eagle Production Table								
Body	1980	1981	1982	1983	1984	1985	1986	1987
4-door Sedan	9956	1737	4091	3093	4241	2655	1274	751
Wagon	25807	10371	20899	12378	21294	13535	6943	4452
2-door Sedan	10616	2378	1968					
Kammback		5603	520					
SX/4 Liftback		17340	10445	2259				
Other Models:								
1983 Station Wagon with 4-cylinder engine - 464								

**Gremlin**

1971 - 53,480    1972 - 61,500\*    1974 - 131,905    1975 - 45,848    1976 - 52,941  
 1977 - 46,171    1978 - 22,104  
 V-8 Models:    1972 - 10,949    1973 - 11,672    1974 - 14,137    1975 - 3,410  
                   1976 - 826  
 4-cyl Models:    1977 - 7,558    1978 - 6,349  
 2-seater:        1970 - 872    1971 - 2,145  
 GT:                1978 - 22,104 estimated

**Hornet**

SC/361 Sedan//Hatchback:    1971 - 784    Gucci Edition Sportabout 1972 - 2,585  
   1976 - 41,814    2-door Hatch 1977 - 11,545  
   4d sdn 1977 - 31,331    2-door sdn 1977 - 6,076    1976  
   w/V-8 - 789  
 Wagon                    1976 - 29,763    1976 w/V-8 - 2,976    1977 - 28,891

**Javelin**

1968 - 56,462    1969 - 40,675    1970 - 28,210    1971 - 29,130    1972 - 23,455  
 1973 - 22,556    1974 - 24,556  
 Trans Am:        1970 - 100    1971 - 1,306  
 Mark Donohue Edition 1970 - 2,501    Pierre Cardin Edition 1972-73 - 4,152  
 1974 w/In-line 6 - 5,036    V8 - 19,520  
 (AUS) models: 1968 - 90    1969 - 50    1970 - 70    1972 - 48    1968-72 - 258

**Marlin**

1966 - 4,547    1967 - 2,545

**Matador**

Coupe: 1977 - 6,825    1978 - 2,006  
 Station Wagon: 1976 - 11,049    1977 - 11,078    1978 - 3,746  
 Sedan:            1977 - 12,944    1978 - 4,824  
 1967 Station Wagon Specials:    Braircliff 1967 - 400    Westerner 1967 - 500  
 1978 Models w/6-cyl engines - 23  
 Fastback Coupe Oleg Cassini 1974 - 6,165    "X" Fastback Coupe 1974 - 10,074  
 1975 w/Oleg Cassini package - 1,817    1975 w/401-cid V-8 - 4  
 Coupe & Sedan 1976 - 30,464  
 1978 Barcelona Coupe - 396

**Pacer**

Sedan: 1976 - 117,244    1977 - 20,265    1978 - 7,411    1979 - 2,863    1980 - 405  
 Station Wagon            1977 - 37,999    1978 - 13,820    1979 - 7,352    1980 - 1,341  
 V8 Production:        1978 - 2,514    1979 - 1,014  
 w/Factory Sunroof 1979 - 184    D/L & Limited 1980 - 1,746

**Premier**

1987 Sales - 192

**Rebel**

SST 2-door:    1967 - 15,287    1968 - 9,876    1969 - 5,405    1970 - 6,573

Convertible 1968: 550 Model - 377 SST Model - 823  
Rebel Machine 1970 - 2,326 (est. 1,000 in white)

**Spirit** 1979 – 52,714 (including AMX) 1980 – 71,032 1981 Hatchback – 42,252  
Kammback: 1981 - 2,367 1982 - 119  
Liftback 2-door 1982 - 20,063 1983 (all) - 3,491

**Production** 1966 – 76,239 1967 – 65,160 1968 – 187,435 1969 – 173,106 1970 – 276,000\*  
1971 – 244,758 1972 – 258,134 1973 – 392,105\* 1974 – 431,798 1975 – 241,501  
1976 – 283,577 1977 – 182,005 1978 – 137,860 1979 – 169,439 1980 – 199,613  
1981 – 137,125 1982 – 70,898 1983 – 168,726 1984 – 208,624 1985 – 150,189  
1986 – 64,873 1987 – 36,336

---

## American Turbo

**Coupe** 1981 - 40

---

## Amilcar

**C8/CS8** 1929-33 - 350  
**Compound** (Hotchkiss-Amilcar Ten) 1938-40 – 681

---

## Amphicar

**Production** 1961-68 - est. 800  
Est. 600 imported to USA

---

## Arkley

**SS** 1971-85 - 900

---

## Armstrong Siddeley

**Sapphire** 234 1955-58 - 803  
236 1955-57 - 603  
Star 1958-60 - 980

**16/18 HP** (All) 1945-53 - 12,470



*1953-58 Armstrong-Siddeley Sapphire*

---



## Arnol t

**MG Bristol** 1953 - 67  
 1954-61 – 142  
 ⇒ 3 Coupes (some list only 2 built)  
 ⇒ est. 62 still exist  
 ⇒ 12 destroyed in warehouse fire



1959 Arnolt-Bristol Coupe

## Arnott

**Sports** 1955-57 - 7 (3 with Austin A30 engine)

## ASA

**Mill e** 1963-67: est. 50-75 units  
**1000GT** 1962-68 - 70 Spyder: 1962-68 - 30

## ASC/McLaren

Coupe (all years) - 500 (135 in 1986)  
 Convertible (all years) - 2,224 Production (all) - 2,724  
 Limited Edition Convertible: 1988 - 1,500 1989 - 500  
 M-6 1985 – 14  
 ASC EuroCoupe 1986 – 225  
 ASC/McLaren Coupe 1986 – 678  
 ASC/McLaren Convertible 1986 – 255  
 ASC Convertible: 1984 – 50 1985 – 186 1986 – 197  
 ASC Coupe: 1984 – 10 1985 – 150 1986 – 115



1985 ASC/McLaren 5.0SC

*\* See also Mercury Capri ASC Conversions*

## Ascort

**Production** 1958-60 - estimated 12

## Aston Martin

*PRE WAR:*

**International** 1929-32 - 81 (Lemans 1932 - 12)  
**LeMans** 1932-34 - 72  
**Mark II** Short 1934-36 - 56 Long 1934-36 - 61

**Ulster** 1934-36 - 24  
**12/50** Standard 1933-34 - 20  
**15/98** Short 1937-39 - 75 Long 1937-39 - 50  
**2-Litre** Speed Model 1936-38 - 13 C-Type 1939 - 5

*POST WAR:*

**DB1** 1948-50 – 15

**DB2** Saloon 1950-53 - 309 drophead coupe 1950-53 - 49 Graber drophead coupe 1950-53 - 3  
Tourer 1950-53 - 2 early series w/large grille 1950-51 - 49 (all) 1950-53 - 411

**DB3** (all) 1951-53 - 10 (8 exist today) Coupe – 1

**DB2/4** (all) 1953-55 - 565 Drophead 1953-55 - est. 73 body by Bertone 1953-55 - 8  
Convertible by Touring 1953-55 – 2

**DB3S** (all) 1953-56 - 30 competition models 1953-56 - 11 production models 1953-56 - 19  
Coupe 1953-56 - 3 (1 still in existence)

**DB2/4 Mark II** (all) 1955-57 - 199  
• Saloon 1955-57 - 139  
• Drophead coupe 1955-57 - 24  
• Fixed head coupe 1955-57 - 34  
• Spider by Touring 1955-57 – 2



1957 Aston Martin DBR2

**DB Mark III** (all) 1957-59 – 551

**DBR** 1956-60 – 14 (includes 2 DBR2)

**DB4** (all) 1958-63 - 1,110  
Series I 1958-60 - 149 (50 '58 w/no bumper guard, 100 '59-60 w/fan cowl)  
Series II 1960-61 - 351  
Series III 1961 - 165 (3 1961 w/302 hp GT engine)  
Series IV 1961-62 - 260 drophead 1961-62 - 30 (11 w/SS engine) GT engined 1961-62 - 5  
Series V 1962-63 - 185  
drophead 1962-63 - 40 (21 w/SS engine, 2 w/Vantage front, 1 w/GT engine)  
Coupe w/o Vantage front styling - 50, 3 w/auto trans, 6 w/GT engine  
GT: (all) 1959-63 - 95 (75 base, 19 by Zagato, 1 by Bertone)

**DB5** (all) 1963-65 - 1,021  
• Saloon - 886  
• Convertible - 123  
• Radford Shooting Brake - 12

**DB6** Mark I 1965-69 - 1,504  
• Saloon - 1,321  
• Radford Shooting Brake - 6  
• Volante - 140 (37 1965-66 w/short chassis, 29 w/Vantage engine 1966-69, 68 w/auto 1966-69)  
Mark 2 1969-70 - 278  
• Saloon - 240  
• Volante - 38 (21 w/auto, 9 w/5-spd & Vantage engine)



**DB7**

Volante imported to USA 1997 - 200  
 Alfred Dunhill Limited Edition 1998 – 78  
 1998 Beverly Hills Edition – 6 (2 Coupes, 4 Convertibles)  
 1998 Neiman Marcus Volante – 10  
 1999 Stratstone Edition – 19 (9 Coupes, 10 Convertibles)  
 2003 Anniversary Edition – 33 (est)  
 GTA 2002-2003 – 112 (17 U.S. Spec)  
 2002 V12 Jubilee Limited Edition – 24 (plus 26 for U.S.)  
 2003 DB7 GT – 190 (64 U.S. Spec)  
 DB7 V12 (all) – 4,458 (1999 – 2003)  
 CYP: 1995 - 546  
 1996 est. – 641  
 1998 – 550  
 1999 – 565

2003 Aston Martin DB7 Volante



1999 Aston Martin DB7 Vantage V-12

<b>Aston Martin DB7 Production</b>			
	<b>Coupe</b>	<b>Volante</b>	<b>Total</b>
1994	25	0	25
1995	620	0	620
1996	326	258	584
1997	264	298	562
1998	271	279	550
1999	64	44	110
<b>Total</b>	<b>1570</b>	<b>879</b>	<b>2451</b>

**DBS**

(all) 1967-72 - 787  
 • 3 Estates  
 • 405 V-8 Models  
     Vantage – 296 (224 RHD, 72 LHD,  
     271 manual & 25 auto)  
 • 3 Touring Bodied (prototypes)

**Lagonda**

1974-76 - 7  
 • 2 w/ZF 5-spd  
 • 5 w/Torqueflite auto  
 • 1 1973 w/DBS front)



1976-86 Aston Martin Lagonda (263bhp V8)

1976-90 - 639 (5 Tickford 1983, 3 1984 Tickford Limosines) 1987-90 (Series IV) – 10

**Limited Edition**

1995 - 10 (3 Shooting Brake Virage 1992-96)  
 1993 (Virage 4-door) - 5

**Ogle**

1972 – 3

**Vantage**

Coupe 1977-89 - 313 (10 in 1984)  
 Volante 1981-89 – 115  
 1981-85 – 6 (4 RHD, 2 LHD, 2 manual, 4 automatic) – All built for Middle-East  
 1986-89 – 109 (76 RHD, 33 LHD, 79 manual, 30 automatic)

1986-89 Cosmetic only – 58 (58 LHD, 11 manual, 47 automatic)  
 P.O.W. RHD – 22 (21 RHD manual, 1 RHD auto)  
 P.O.W. LHD – 5 U.S. Spec (4 LHD manual, 1 LHD auto)

1986 w/”X” & auto, LHD - 3  
 1992-98 – 200

CYP:

Vantage (Incl. LeMans)	1993 – 3	1994 – 61	1995 – 71	1996 – 35
	1997 – 29	1998 – 27	1999 – 35	2000 – 19

**Virage**

Coupe CYP:	1989 – 3	1990 – 178	1991 – 168	1992 – 6
	1994 – 9*	1995 – 1	Total – 365	
Volante CYP:	1992 – 40	1993 – 85	1994 – 67	1995 – 31
	1996 – 10	Total – 233		

\* Includes the 9 Limited Edition Models built (listed under Limited Edition)

- 1992 USA spec - 30
- 1992-1997 Volante 6.3 Conversion (wide-Body) – 3
- Virage 6.3 Coupe – 12

**Volante**

1978-88 - 800  
 1978-90 - 810 (some sources list 915)  
 1989 imported to USA – 21

**V8 Saloon**

1972-84 - 1,509 1972-90 - est. 2,000  
 V8 Coupe 1995 - 20  
 V8 Vantage 1992-June 1997 – 170



1982 Aston Martin Volante

**V8 Coupe**

V8 Coupe CYP:					
	1996 – 26	1997 – 58	1998 – 10	1999 – 7	Total – 101
V8 Volante/Vantage Volante CYP:					
	1997 – 5	1998 – 38	1999 – 15	2000 – 13	Total – 71

**Zagato**

Coupe 1986-87 - 56 Volante 1986-87 – 35  
 Zagato Vantage 1986-88 Coupe – 51 (31 RHD, 20 LHD, 43 manual, 8 automatic)  
 Zagato Vantage 1986-88 Volante – 6 (5 RHD, 1 LHD, 6 manual)

**Production**

1973 - 250	1974 - 200	1975 - 20	1976 - 176	1977 - 262
1978 - 280	1979 - 266	1980 - 203	1981 - 149	1982 - 138
1983 - 145	1984 - 170	1985 - 180	1987 - 225	1988 - 235
1989 - 208	1990 - 193	1991 - 167	1992 - 60	1993 - 97
1994 - 127	1995 - 651	1996 - 702	1997 - 644	1998 - 625
1999 - 622	2001 - 1,470	2002 - 1,462	2003 - 1,476	2004 - 2,067

**USA Sales**

1988 - 65	1990 - est. 60	1991 - est. 60
-----------	----------------	----------------

**Atlanta**

**Production**

1937-39 - 15

## ATS

2500GT 1963-64 - 12

## Auburn

Phaeton 12-cylinder 1933 – 13

Production 1930 – 14,380 1931 – 36,148 1932 – 11,646 1933 – 8,027 1934 – 5,536

## Audi

**A2** CYP: 1999 – 172 2000 – 32,164 2001 – 49,369 2002 – 37,578

**A3** CYP: 1996 – 51,813 1997 – 128,123 1998 – 143,974 1999 – 143,333 2000 – 136,141  
2001 – 131,082 2002 – 125,538  
U.S. Sales: 2005 – 5,389

**A4** U.S. Sales: 1995 – 3,672 (Includes 1,645 Quattro)  
1996 - 15,288 (Includes 10,027 Quattro)  
1997 - 20,871 (Includes 16,333 Quattro)  
1998 – 26,635 (Includes 22,092 Quattro)  
1999 – 32,137 (Includes 28,329 Quattro)  
2000 – 34,463 2001 – 35,739 2002 – 44,319  
2003 – 51,043 2004 – 47,168  
2005 – 48,922\*  
\* 2001 & 2002 include S4 models  
CYP: 80/A4 1991 - 299,914 1992 - 261,055 1993 - 319,370 1994 - 214,194  
1995 - 221,195 1996 – 313,927 1997 - 283,351 1998 – 265,414  
1999 – 248,428 2000 – 229,558 2001 – 308,594 2002 – 339,562

**A6** U.S. Sales: 1995 – 3,672 (Includes 1,645 Quattro)  
1996 – 10,318 (Includes 410 Turbo – S6, and 7,495 Quattro)  
1997 – 9,946 (Includes 9,613 Quattro)  
1998 – 18,050 (Includes 16,409 Quattro)  
1999 – 26,131 (Includes 24,650 Quattro)  
2000 – 30,487 2001 – 26,364 2002 – 24,372  
2003 – 17,585 2004 – 14,905 2005 – 18,074  
CYP: 100/A6 1991 - 103,563 1992 - 166,538 1993 - 150,564 1994 - 110,239  
1995 - 117,104 1996 - 108,322 1997 – 122,240 1998 – 174,867  
1999 – 162,573 2000 – 167,276 2001 – 162,314 2002 – 158,775

**A8/S8** CYP: V8/A8 1991 - 4,816 1992 - 3,126  
1993 - 3,031 1994 - 1,439  
1995 - 5,016 1996 – 11,098  
1997 – 15,507 1998 – 15,355  
1999 – 14,636 2000 – 12,894  
2001 – 11,708 2002 – 10,942  
U.S. Sales: 1996 – 559 1997 – 2,085  
1998 – 2,172 1999 – 2,481  
2000 – 2,362 2001 – 2,300  
2002 – 1,515 2003 – 4,090



2004 – 5,943      2005 – 5,430

2004 Audi A8

**AllRoad Quattro**

U.S. Sales:      2000 – 1,033      2003 – 5,823      2004 – 4,626      2005 – 2,429  
 CYP:                  2000 – 11,439      2001 – 19,995      2002 – 19,998

**Avant RS2**      1993-94 - 2,100

**Cabriolet**      2-window 1937 - 175      USA 1995 spec - est. 1,300

CYP:                  1991 - 6,437      1992 - 6,567  
                          1993 - 9,855      1994 - 9,603  
                          1995 - 7,415      1996 - 8,337  
                          1997 - 8,657      1998 - 5,738  
                          1999 - 4,086      2000 - 2,311  
                          2001 - 184      2002 - 20,705  
U.S. Sales:      1993 - 85      1994 - 1,175  
                          1995 - 1,087      1996 - 1,183  
                          1997 - 1,255      1998 - 660  
                          2004 - 8,719      2005 - 8,215



2004 & 2005 includes A4 and S4 Convertible models

1995 Audi Cabriolet

**Convertible**      1939 – 388

**Coupe**              1980-88 - 173,747

U.S. Sales:      1981 - 2,553      1982 - 4,524      1983 - 3,598      1984 - 3,585  
                          1985 - 3,659      1986 - 2,847      1987 - 1,990      1988 - 278  
                          1989 - 23      1990 - 1  
 Coupe quattro U.S. Sales:      1989 - 461      1990 - 847      1991 - 364  
                          1992 - 58  
 CYP:                  1991 - 16,241      1992 - 13,033      1993 - 9,265      1994 - 5,481  
                          1995 - 3,880      1996 - 3,717

**Fox**                  U.S. Sales:      1973 - 14,919      1974 - 26,453      1975 - 30,346      1976 - 21,763  
                          1977 - 23,284      1978 - 19,584      1979 - 6,151

**Quattro**              1983-89 - 11,425 (212 Sport versions 1984-86)  
 1980 - 292      1982 - 2,462      1983 - 1,455  
 Sport Quattro in USA –  
                          10 estimated (6 red, 2 white, 2 green)  
U.S. Sales:      1982 - 287      1983 - 240  
                          1984 - 65      1985 - 73  
                          1986 - 1



Audi Quattro Sport

**RS2**                  Calendar Year Production: 1995 – 875      Total – 2,891

**RS6**                  Calendar Year Production: 1996 est. – 851

**S2**                      S2 1991-94 – 306      S2 Avant 1991-95 – 1,812      S2 Coupe 1990-95 – 7,370

**S4**                      U.S. spec:              1992 - 250      1993 – 500

S4 (A4-Based) USA Sales:  
 1999:      Sedan – 1,037  
 2000:      Sedan – 5,647      Avant – 25      Total – 5,672  
 2001:      Sedan – 4,770      Avant – 1,228      Total – 5,998



2006 20<sup>th</sup> Anniversary Edition – 250

**S6** U.S. Spec 1995 - estimated 1,000  
1992-1995.5 S4/S6 U.S. spec models – 2,968

*1992 Audi S4 20-valve 5-cylinder*

**Super 90** 1966-71 - 49,793  
USA Sales: 1970 - 1,134 1971 - 2,425 1972 - 1,928 1973 – 152

**TT** CYP 1998 – 13,682 1999 – 52,579  
2000 – 56,776  
Coupe: 2000 – 31,064 2001 – 22,078  
2002 – 21,488  
Conv: 2000 – 25,712 2001 – 17,271  
2002 – 13,223



2000 Neiman Marcus Edition – 100  
2006 Special Edition 250hp – 99

U.S. Sales: 1999 – 5,139 2000 – 12,027  
2001 – 12,524 2002 – 9,513  
2003 – 7,880 2004 – 5,275  
2005 – 2,822

**V-8** U.S. Sales:  
1989 - 889 1990 - 1,934 1991 – 527  
1992 – 270 1993 – 170 1994 – 77  
1991 5-speed V-8 U.S. spec - est. 100

*1999 Audi TT Coupe*

**75 Variant** 1968-72 - 7,956

**80** Estate (fox) 1972-78 - 6,135 1972-78 - 933,796

U.S. Sales:  
1988 - 5,702 1989 - 4,590

U.S. Sales: (Including 90 Series)  
1991 – 3,101 1992 – 3,882

Calendar Year Production: 1995 - 43,452

**90 Series** U.S. Sales:  
1988 - 6,106 1989 - 4,423  
1993 – 5,588 (includes 718 Quattro)  
1994 – 4,174 (includes 773 Quattro)  
1995 – 3,796 (includes 1,364 Quattro)

Production:  
1984-86 - 97,302  
1986-91 - 153,937



*1991 Audi 90 Quattro*

**100** 1976-82 - 948,114 Coupe S 1969-76 - 30,687 LS 1972 - 109,467  
GL 1972 - 43,650 LS 1974 - 56,114 Avant 1983-91 - 308,385

U.S. Sales: 1970 - 6,557 1971 - 18,179 1972 - 26,703 1973 - 31,065  
1974 - 23,984 1975 - 20,334 1976 - 11,553 1977 - 7,671  
1978 - 537 1988 - 1,167 1989 - 2,777

U.S. Sales (Including 200 Series for 1991):

1991 – 8,291 (includes 1,590 Turbo and 1,078 Quattro)  
 1992 – 10,546 (includes 907 Turbo and 2,230 Quattro)  
 1993 – 6,685 (includes 647 Turbo and 2,008 Quattro)  
 1994 – 7,149 (includes 537 Turbo and 2,045 Quattro)

**200**

Turbo/Sedan 1980-84 - 73,571  
 Sedan/Estate 1984-89 - 77,571  
 Quattro Wagon 1991 U.S. spec -500

U.S. Sales: 1988 - 2,139 1989 - 7,722  
 Quattro Turbo USA Sales:  
 1988 - 1,457 1989 - 1,334  
 1990 – 1,243



1991 Audi 200 Quattro

**4000**

U.S. Sales: 1979 - 8,282  
 1980 - 14,681 (10,547 4E, 4,134 5E)  
 1981 - 18,941 (13,634 4E, 1,562 5E, 3,448 5+5, 297 Diesel)  
 1982 - 16,336  
 1983 - 13,804 (including 577 Quattro)  
 1984 - 19,303 (including 3,983 Quattro)  
 1985 - 22,345 (including 4,897 Quattro)  
 1986 - 16,436 (including 4,174 Quattro)  
 1987 - 11,972 (including 2,929 Quattro)  
 1988 – 295 (including 77 Quattro)  
 1989 – 41 (Including 16 Quattro)

**5000**

U.S. Sales: 1977 - 4,894 1978 - 20,761 1979 - 28,276  
 1980 - 27,802 (including 8,035 Diesel, 3,767 Turbo)  
 1981 - 29,323 (including 6,137 Diesel, 5,576 Turbo)  
 1982 - 25,094 1983 - 30,532 1984 - 48,318 1985 - 48,057  
 1986 - 40,513 1987 - 26,042 1988 - 7,256  
 CS Turbo Quattro U.S. Sales: 1985 -451 1986 - 3,400 1987 - 3,245

**USA Sales**

1970 - 7,691 1971 - 20,604 1972 - 28,631 1973 - 46,136 1974 - 50,437  
 1975 - 50,680 1976 - 33,316 1977 - 35,849 1978 - 40,882 1979 - 42,709  
 1980 - 42,483 1981 - 50,817 1982 - 45,954 1983 - 47,934 1984 - 71,206  
 1985 – 74,061 1986 – 59,798 1987 – 41,322 1988 – 22,953 1989 – 21,283  
 1990 - 21,106 1991 – 12,283 1992 - 14,756 1993 - 12,528 1994 - 12,575  
 1995 - 18,124 1996 - 27,379 1997 - 34,160 1998 – 47,517 1999 – 65,959  
 2000 – 80,372 2001 – 83,283 2002 – 85,726 2003 – 86,421 2004 – 77,917  
 2005 – 83,066

Audi Region Sales			
Region	1998	1997	1996
Western Europe	500,930	462,070	416,871
USA	47,517	34,160	27,328
Japan	8,828	10,767	9,973
Rest Of World	42,234	39,439	37,874
<b>Total</b>	<b>599,509</b>	<b>546,436</b>	<b>492,046</b>

**German Production**

CYP  
 1932 – 53 1933 – 704 1934 – 1,113 1935 – 801 1936 – 827  
 1937 – 802 1938 – 150 1939 – 1,085 1940 – 162



1970 - 309,560*	1971 - 184,706	1972 - 240,631	1973 - 397,914	1974 - 265,134
1975 - 203,851	1976 - 240,286	1977 - 321,101	1978 - 340,423	1979 - 413,948
1980 - 346,235	1982 - 306,581	1983 - 358,213	1984 - 344,733	1991 - 430,971
1992 - 450,319	1993 - 492,085	1994 - 340,956	1995 - 354,610	1996 - 493,497
1997 - 557,777	1998 - 605,348	1999 - 573,228		

**South Africa Production CYP:**

1992 - 2,804	1993 - 1,963	1995 - 2,812	1996 - 5,680
1997 - 4,852	1998 - 5,016	1999 - 5,252	

**South Africa Sales:**

1997 - 4,852	1998 - 5,016
--------------	--------------

## Austin

PRE WAR:

<b>Eighteen</b>	1934 - 2,630
<b>Heavy Twelve-Four</b>	1933-35 - 7,890
<b>Seven Ulster</b>	1930-32 - 168
<b>Sixteen</b>	1930-32 - 16,957 1933-34 - 5,742
<b>Twelve</b>	1930-32 - 10,943
<b>10/4 Sports</b>	1934-36 - 150
<b>20HP</b>	Whitewall 1932-34 - 99 Limousine 1935-38 - 1,647
<b>28</b>	1939 - 290


POST WAR:

<b>A35</b>	Countryman Coupe Utility 1956-62 - 475
<b>A40</b>	Somerset 1952-54 - 173,306 Sports 1950-53 - 4,011
<b>A70</b>	Hampshire 1948-50 - 35,261 Hampshire Countryman 1948-50 - 901 Hereford 1950-54 - 50,421 Hereford Drophead 1950-54 - 266 Somerset Drophead 1952-54 - 7,243
<b>A90</b>	Atlantic Saloon & Convertible 1948-52 - 7,981
<b>A105</b>	Vandan Plas 1958-59 - 500
<b>A125</b>	Sheerline 1947-54 - est. 9,000
<b>Allegro</b>	1973-83 (incl. Morris badged) - 642,350
<b>Ambassador</b>	1982-84 - 43,500
<b>Champ</b>	1965-66 U.S. Imports - est. 100 (3 known to survive in U.S.)
<b>Clubman</b>	Maestro 1989 - 3,500
<b>Ital</b>	(Morris badged) 1982-84 - 126,000
<b>Maestro</b>	1983-93 - 596,000
<b>Maxi</b>	1750HL/HLS 1973-81 - 59,937
<b>Metro</b>	1980-90 - 758,218 Vandan Plas 1982-90 - 81,870


**Mini**

Austin Mini Production Breakdown	
Mk I Saloon 1959-67 - 435,000	Countryman Mk I 1960-67 - 85,500
Mk II Saloon 1967-69 - 154,000	Countryman Mk II 1967-69 - 22,500
Cooper 997cc 1961-64 - 12,395	Cooper 998cc 1963-67 - 17,737
Cooper "S" 1071cc 1963-64 - 2,135	Cooper "S" 970cc 1964-65 - 481
Cooper "S" 1275cc 1964-67 - 6,489	Cooper 998cc Mk II 1967-69 - 9,168

Cooper "S" Mk II 1275cc 1967-69 – 2,687	Mini Van 1960-69 – 174,500
Mini Pick-up 1961-69 – 18,000	Mini Moke 1964-68 – 5,422
30 1989 – 3,000	
Cooper Breakdown:	
1962 – 9,987	1963 – 11,510    1964 – 9,181
Cooper "S" Breakdown:	
1964 – 4,342	1965 – 5,352    1966 – 4,228



1959 Austin Mini



Austin Mini Clubman

<b>Montego</b>	1984-93 - 546,000
<b>Princess</b>	IV 1956-59 - 200
<b>Sprite</b>	1971 - 1,022
<b>1300GT</b>	1969-74 - 52,107
<b>1800</b>	Mark II/S 1968-75 - est. 100,000
<b>2200</b>	1972-75 (incl. Morris & Wolseley) - 20,865
<b>3-Litre</b>	1968-71 - 9,992 (64 1971 models still exist)
<b>18-22 Series</b>	1975 (incl. Morris & Wolseley) - 19,000
<b>8 HP</b>	1939-47 - 56,103
<b>10 HP</b>	1939-47 - 55,521
<b>12 HP</b>	1939-47 - 8,698
<b>16 HP</b>	1945-49 - 35,434
<b>USA Sales</b>	1969 - 16,391    1970 - 13,634    1971 - 6,550    1972 - 1,010
<b>Production</b>	1987 - 303,006    1988 - 327,997 (inc. MG)
	1989 - 0 (Production ceased under "Austin")

## Austin-Healey

<b>Sprite</b>	Mark I 1958-61 - 48,987	Mark II 948cc 1961-62 - 20,450
	Mark II 1098cc 1962-64 - 11,215	Mark III 1964-66 - 25,905
	Mark IV 1966-70 - 21,768	
	1958 - 8,279	1959 - 21,566
	1960 - 18,665	1961 - 10,059
	1962 - 12,041	1963 - 8,852
	1964 - 11,157	1965 - 8,882
	1966 - 7,024	1967 - 6,895
	1968 - 7,049	1969 - 6,133
	1970 - 1,280	



Austin Healey Sprite Mark I

### Australian Assembled:

1958-61 – est. 900
Mark II 1961-62 – 326
Mark IIa (1100cc) 1962-64 – 976

	Mark III 1964-66 – 1,396
<b>100</b>	1953-56 - 14,634 S 1954-56 - 55 100-Six 1956-59 - 15,444
<b>3000</b>	Mark I 1959-61 - 13,650 Mark II 1961-63 - 11,564 (34 2-seaters) Mark III 1964-68 - 17,712
<b>4000</b>	1968 - 3



1956 Austin-Healey 100/4

## Autobianchi

<b>A112</b>	1969-86 - 1,254,178
<b>Bianchina Berlina</b>	1960-70 - est. 69,000
<b>Bianchina Panoramica</b>	1962-68 - est. 160,000
<b>Bianchina Cabriolet</b>	1960-68 - est. 9,300
<b>Y10</b>	1995 - 56,230 (Also badged as Lancia) CYP
<b>Production</b>	1992 - 109,880    1993 - 75,051    1995 - 56,414    1996 - 7,564

## Autobleu

<b>Production</b>	1955-57 - estimated 60
-------------------	------------------------

## Auto Union

<b>1000SP</b>	1957-65 - 6,640
---------------	-----------------



1939 Auto Union Sport Roadster

## Avanti

### Annual Production

1965 - 21	1966 - 98	1967 - 60	
1968 - 89	1969 - 103	1970 - 111	
1971 - 107	1972 - 127	1973 - 106	
1974 - 123	1975 - 125	1976 - 156	
1977 - 146	1978 - 165	1979 - 142	
1980 - 168	1984 - 287	1987 - 300	
1988 - 150	1989 - 350	1991 - 15	
Convertibles:	1987 - 54	1988 - 73	1989 - 101
20th Anniversary Coupe	1983 - 25		
25th Anniversary LSC Coupe	1988 - 50		



1976 Avanti II Coupe

GT Coupe 1984 – 51 (15 Silver, 12 White, 12 red,  
12 blue)

Coupe 1989 - est. 85

Silver Anniversary Coupe 1988 - 37 (2 in red)

Touring Sedan 1990 – 88

1985 Convertible – 3 (1 red, 1 white, 1 black)



1990 Avanti Coupe

\*\* See Also Studebaker Avanti

## Beechcraft

**Production** 1946: 2

## Bentley

### PRE WAR:

**Speed Six** 1929-30 - 182

**8-Litre** 1930-31 - 100

**3.5 Litre** 1933-37 - 1,177

**4-Litre** 1931 - 50

**4.25 Litre** 1940 Mark V - 11  
All Weather by Vandan Plas - 3

**4.5 Litre** Supercharged 1929-31 - 55      1927-31 - 665      1936-39 - 1,234

**6.5 Litre** Standard 1926-30 - 362



1931 Bentley 8-Litre

### POST WAR:

**Arnage** 2002 LeMans – 150      1998-1999 base – 1,123      Green Label – 59  
Red Label – 2,273

CYP: 1998 – 261      1999 – 763  
2000 – 1,243      2001 – 1,049  
2002 – 883

2004 Arnage R Mulliner – 26  
2004 T-24 – 24

2003 U.S. Sales:  
Arnage R – 140  
Arnage RL – 8  
Arnage T – 189



**Azure**

1996 U.S. spec - 70  
1995 - estimated 118 (all)  
1995-1998 – 650

CYP: 1998 – 68            1999 – 128  
      2000 – 131         2001 – 205  
      2002 – 69

2003 U.S. Sales – 71  
1995-2002 – 1,098  
Mulliner 1999-2002 – 154  
LeMans 2001 – 4  
Final Series 2002-2003 – 62 (plus 3 additional Luxury)

*2003 Bentley Arnage R*

**Brooklands**

1993 - 275            1993 “L” - 30  
1992-98 SWB - 1,423    1992-98 LWB – 199 (17 in 1998)  
Mulliner 1997-98 – 100  
R 1997-98 – 221  
1997 Trophy Edition – 24

**Camargue**

1985 – 1

**Continental**

1985-93 - 395 (2 1991 U.S. spec)    S 1995 - 5            T 1997 - 15  
1984-94 - 421

- Turbo Convertible 1992 – 3 (all Right-Hand-Drive)
- Turbo Convertible 1995 – 5 (all Left-Hand-Drive)
- 1985-89 – 43 RHD & 134 LHD
- 1990-91 – 67 RHD & 113 LHD
- 1992-93 – 8 RHD & 33 LHD
- 1994-95 – 5 RHD & 30 LHD

**Continental R**

1952-55 - 208  
1991-95 - est. 500  
(431 1991-93, 94 1992 USA imported)  
1991-98 – 1,260  
1996 R Concours – 10 (8 Silver & 2 Black)  
2002 LeMans – 50  
SC 1999-2000 – 71  
2003 U.S. Sales – 4

CYP (Including all Continentals)  
      1998 – 75            1999 – 105  
      2000 – 93           2001 – 114  
      2002 – 50



*1999 Bentley Continental SC 400bhp V8*

**Contintntal S**

1993-95 – 18

**Continental S1**

1955-59 – 431

- 20 James Young (2 LHD)
- 6 Hooper

- 1 Graber
- 1 Franay
- 185 Park Ward (33 LHD '57 Sport Coupes, 31 LHD '57 Dropheads)
- 218 H.J. Mulliner

**Continental S2** 1959-62 - 388

- 221 H.J. Mulliner (15 Convertibles, 29 LHD Sport Coupes)
- 41 James Young
- 125 Park Ward (60 LHD Convertibles 1960)

**Continental S3** 1962-65 - 312

- 291 Mulliner Park Ward
- 1 Graber
- 20 James Young
- 6 1965 Models with Left-Hand-Drive

**Continental T** 1996-98 – 220  
1996-2002 – 322  
1999 Mulliner – 23  
1998 Regional Special Edition – 14 (7 Blue & 7 Crimson Pearl)  
LeMans 2001 – 5

**Corniche** Saloon 1971-81 - 69      Convertible 1971-84 - 77

- Convertible 1971-76 – 31 RHD & 7 LHD
- Convertible 1976-77 – 4 RHD & 1 LHD
- Convertible 1977-79 – 1 RHD & 6 LHD
- Convertible 1979-81 – 2 RHD & 13 LHD
- Convertible 1981-85 – 3 RHD & 9 LHD
- Saloon 1971-76 – 27 RHD & 16 LHD
- Saloon 1976-77 – 2 RHD & 1 LHD
- Saloon 1977-79 – 6 RHD & 1 LHD
- Saloon 1979-80 – 4 RHD & 6 LHD

**Eight** 1984-92 - 1,734

**James Young** Turbo 1996 – 10

**Mark VI** 1946-52 - 5,201

- 167 Park Ward (16 Coupes)
- 103 Freestone & Webb
- 61 Hooper
- 301 H.J. Mulliner
- 209 James Young

**Mulsanne** base and “S” 1980-92 - 2,039      “S” 1987-92 - 909 (61 w/LWB)  
1980-87 base - 482      Long-Wheelbase 1980-87 - 49      L Limousine 1984-88 - 2  
Turbo SWB 1982-85 – 498      Turbo LWB 1982-85 - 18  
Turbo: 1982 - 35      1983 – 202      1984 – 209

**R-Type** 1952-55 - 2,320

- 50 Park Ward (14 Coupes)
- 41 Hooper
- 29 Freestone & Webb
- 20 Radford “Countryman” Conversions

- 16 Abbott (all coupes)
- 7 Graber
- 2 Franay
- 69 James Young
- 67 H.J. Mulliner

Continental: 1952-55 - 208 - est. 169 still exist (43 RHD models built)

- 5 Franay
- 3 Graber
- 1 Farina
- 6 Park Ward (2 Coupes & 4 Convertibles)

**S1**

1951-59 - 3,107

- 35 Long Wheelbase 6-light Sedans (1957-59)
- 5 Mulliner Limousines + 31 Mulliner Saloons
- 6 Hooper

**S2**

1959-62 - 1,922

- 57 Long Wheelbase
- 30 Touring Limousines (1960)
- 5 Long Wheelbase Limousines by James Young
- 1 Shooting Brake by Wendler (1960)
- 2 Alloy-Bodied models (1962)
- 15 Mulliner Dropheads (7 LHD)

**S3**

1962-65 - 1,318

- 32 Long Wheelbase
- 18 Flying Spur by H.J. Mulliner (1965)

**T-Series**

1965-76 - 1,712 (15 by James Young, 140 by H.J. Mulliner)

T1 1965-76 - 1,867 (98 2-doors, 41 Convertibles)

T2 1977-80 S.W.B. - 558 L.W.B. - 10

- Saloon 2-door by Mulliner Park Ward 1966-71 - 79 RHD & 19 LHD
- Convertible by Mulliner Park Ward 1967-69 - 24 RHD & 7 LHD
- Convertible by Mulliner Park Ward 1969-71 - 8 RHD & 2 LHD

**Turbo R**

1985-97 SWB - 4,653

1996 Special Edition - 12

(6 in black, 6 in black garnet)

RL 1984-97 - 1,211

Sport 1996 - estimated 30

1989 - 1,046 (319 U.S. Spec)

1990 - 1,070 (352 U.S. Spec)



1991 Bentley Turbo R

**Turbo S**

1994-95 - 60

**U.S. Sales:**

1998 - 314      1999 - 437      2003 - 437      2004 - 2,393

**Production**

1981 - 120      1985 - 470      1987 - 877      1988 - 1,064      1989 - est. 1,589  
 2001 - 1,429      2002 - 1,063      2003 - 685      2004 - 7,686

**Berkeley**

**Bandit**

c1961 - 2

<b>B65</b>	1960 - estimated 10		
<b>B95/B105</b>	1959-60 - estimated 200		
<b>Foursome</b>	1958-59 - 16		
<b>Sports</b>	SA322 1956 - 146	SE328 1957-58 - 1,272	SE492 1958 - 666
<b>T60</b>	base 1959-61 - 1,780	T60-4 1960-61 - estimated 50	

---

## Bertone

<b>Freeclimber</b>	1991 - 527			
<b>Freeclimber II</b>	Calendar Year Production: 1995 - 1,012      1996 est. - 1,181			
<b>Punto</b>	CYP: 1995 - 12,680      1996 est. - 11,899			
<b>X1/9</b>	USA Sales: 1986 - 1,482	1987 - 845	1988 - 325	
<b>Production</b>	1987 - 1,555	1988 - 1,651	1989 - 27*	1992 - 1,638      1993 - 1,246

\* Estimates

---

## Beutler

<b>Production</b>	estimated 60
-------------------	--------------

---

## Biota

<b>Production</b>	1968-76 - 30
-------------------	--------------

---

## Bitter

<b>Cabriolet</b>	- 30*
<b>CD</b>	2+2 Fastback 1972-79 - 493 (some sources list 395)
<b>SC</b>	(all) - 525 4-door (all years) - 5 (4 in 1984) 3.9 Convertible - 35 (other sources list only 2) 2-door 1981-86 - 498 (22 3.9 Coupe) SC Cabrio 1983-86 - 23
<b>Production</b>	1987 - 16      1988 - 14      1971-87 - 1,030



1982 Bitter SC Coupe

\* Estimates

---

## Bizzarrini

Strada 5300/GT America - 149
1900 Europa 1967-69 - 15
S.I. Spyder 1968 - 2
P538 - 2

---




# **BMW**


PRE WAR:

<b>315</b>	1934-37 - 9,765 /1 2-seater sports 1934-37 - 242
<b>319</b>	1935-37 - 6,646 /1 2-seater sports 1934-37 - 100
<b>320</b>	1937-38 - 4,185
<b>321</b>	1939-41 - 3,697
<b>326</b>	1936-41 - 15,949
<b>327</b>	1936-41 - 461
<b>328</b>	1936-41 - 1,396
<b>329</b>	Cabriolet 1936-37 - 1,170
<b>335</b>	1939-41 - 410

POST WAR:

<b>Isetta</b>	1955-63 - 161,728				
	German CYP:	1955 - 12,911	1956 - 31,700	1957 - 33,708	1958 - 21,198
		1959 - 17,536	1960 - 9,007	1961 - 7,629	1962 - 2,678
		Total - 136,367			
<b>M1</b>	1979 - 144	1980 - 251	1981 - 55	Total - 450	
<b>M3</b>	USA Sales:	1987 - 1,121	1988 - 1,675	1989 - 979	1990 - 764

<b>BMW M3 Generation I Calendar Year Production</b>				
	Saloon	Cabriolet	UK Imports Saloon	UK Import Cabriolet
<b>1986</b>	2397	0	0	0
<b>1987</b>	6396	0	55	0
<b>1988</b>	3426	130	58	0
<b>1989</b>	2541	180	62	19
<b>1990</b>	2424	176	36	13
<b>1991</b>	0	300	25	1
<b>1992</b>	0	0	21	0
<b>Total</b>	17184	786	257	33
<b>Special Editions:</b>				
Evolution I 1989 - 500				
Sport Evolution 1990 - 500				
Racing 1987-92 - 330				
Europa Meister 1988-89 - 150				
Concours Edition 1990 - 82				
Evolution 1990 - 600				
				
<i>1989 BMW M3</i>				

<b>BMW M3 Generation 2 Calendar Year Production</b>				
	Coupe	Convertible	Saloon	KD Models (South African)
<b>1992</b>	470	0	0	50
<b>1993</b>	6080	3	0	632
<b>1994</b>	9289	118	288	66
<b>1995</b>	9828	860	1282	0
<b>1996</b>	6896	1248	3639	168
<b>Total</b>	<b>32563</b>	<b>2229</b>	<b>5209</b>	<b>916</b>
<b>Special Editions:</b>				
Evolution Coupe 1995 – 660				
Evolution Sedan 1995 – 267				
GT 1995 – 396 (All painted in dark green and LHD)				
LightWeight U.S. Spec 1995 – 85 (Some sources list 116 Lightweights built in all)				
M3 Evolution GT 1998 – 50 (all painted in Imola Red)				
Right-Hand Drive Versions: 270 1993 models, 999 1994 models, 1,409 1995 models				
M3-R (Australian) – 15 (4 used for racing, 11 non-raced versions)				
1992-99 Total – 71,279				
				
<i>1995 BMW M3 Lightweight</i>				

See Also 3-Series

<b>M5</b>	USA Sales:	1987 - 403	1988 - 243	1989 - 547	1990 - est. 400
	E28 Series:	1984 – 25	1985 – 267	1986 – 478	1987 – 1,375
	E34 3.5 Series:	1988 – 331	1989 – 2,339	1990 – 3,022	1991 – 2,033
		1992 – 224	1993 – 130		
	E34 3.8 Sedan:	1991 – 120	1992 – 1,553	1993 – 643	1994 – 483
	1995 – 215				
E34 3.8 Touring:	1992 – 446	1993 – 209	1994 – 117	1995 – 119	
	1984-95 – 14,273	1991-93 – 1,518			
<b>M535i</b>		1980 – 919	1981 – 491	1984 – 31	1985 – 4,826
		1987 – 1,103			1986 – 3,523
<b>M 540i</b>		1995 – 32			
<b>M635Csi/M6</b>		1984 – 1,412	1985 – 1,763	1986 – 704	1987 – 1,487
		1989 – 52			1988 – 437
<b>X3</b>	<u>U.S. Sales:</u>	2004 2.5i – 19,450	2004 3.0i – 15,154	2004 (All) – 34,604	
<b>X5</b>	<u>U.S. Sales:</u>	1999 – 1,311			
		2000 3.0i – 15,849	2000 4.4i – 10,871	All – 26,720	
		2001 3.0i – 27,041	2001 4.4i – 13,261	2001 4.6is – 320	
		2001 (All) – 40,622	2002 3.0i – 32,131	2002 4.4i – 9,235	

2002 4.6is – 1,376	2002 (All) – 42,742	2003 3.0i – 30,214
2003 4.4i – 9,383	2003 4.6is – 1,118	2003 (All) – 40,715
2004 3.0i – 24,902	2004 4.4i – 9,156	2004 4.6is – 23
2004 4.8is – 1,144	2004 (All) – 35,225	

**Z1** 1986-91 - 8,093 (12 in U.S.)

Color Breakdown:

- Black – 2,301
- Red – 3,105
- Dark Green – 2,040
- Dark Purple – 228
- Blue – 193
- Yellow - 133

**Z3** Limited Edition 1996 (all were light blue metallic) - 100

1997 - 61,014 (19,760 were U.S. spec)

1997 <u>U.S. Sales:</u>	1.9 1997 - 10,058	1997 2.8 - 9,702
1998 <u>U.S. Sales:</u>	1.9 – 6,028	2.3 – 2,700
	2.8 Coupe – 242	2.8 – 7,700
	M Coupe – 647	M Roadster – 3,296
1999 <u>U.S. Sales:</u>	1.9 – 255	2.3 – 10,959
	2.8 Coupe – 628	2.8 – 4,114
	M Coupe – 778	M Roadster – 3,328
2000 <u>U.S. Sales:</u>	1.9 – 38	All – 20,613
	2.5 – 1,141	2.8 – 4,114
	2.8 coupe – 121	M Roadster – 3,328
	3.0 coupe – 183	All – 20,062
	M coupe – 598	2.3 – 7,736
2001 <u>U.S. Sales:</u>	2.5 – 8,201	2.8 roadster – 1,849
	3.0 Coupe – 629	3.0 roadster – 3,004
	M Coupe – 379	M Roadster – 1,712
2002 <u>U.S. Sales:</u>	2.5 – 3,681	All – 16,382
	3.0 Coupe – 243	3.0 roadster – 4,720
	M Coupe – 293	M roadster – 985
2003 <u>U.S. Sales:</u>	2.5 roadster - 109	3.0 roadster – 2,090
	3.0 Coupe – 6	M roadster – 479
CYP:	1996 – 46,097	3.0 roadster – 24
	1997 – 61,014 (19,760 U.S. Spec)	
	1998 – 122,131	

North American Sales Breakdown:

1996 – 1.9 – 14,497	2.8 – 543	Total – 15,040
1997 – 1.9 – 10,058	2.8 – 9,702	Total – 19,760

**Z4** U.S. Sales:

2002 2.5i – 2,204
2002 3.0i – 1,500
2003 2.5i roadster – 11,899
2003 3.0i roadster – 8,270
2004 2.5i roadster – 7,976
2004 3.0i roadster – 5,678



**Z8** U.S. Sales:

2000 – 317	2001 - 970
2002 – 524	2003 – 175
2003 Alpina – 264	
2003 (All) – 439	
2004 – 110 (includes 103 Alpina models)	

1996 BMW Z3 Limited Edition Niemann Marcus

CYP: 1999 – 69 2000 – 1,928 2001 – 2,302 2002 – 926  
 2003 – 478 Total – 5,703

**321** 1945 – 68 1946 – 1,373 1947 – 2,053  
 1948 – 2,506 1949 – 2,750 1950 – 250

**501** (all) 1951-58 - 8,955 (1,706 1952-53, 501A 1954-55 - 2,251, 501B 1954-55 - 1,371, 501/3  
 1955-58 - 4,645, 501 V8 & 502 1954-63 - 12,896)

**502/3.2** 1955-61 - 2,582 (+ 1,158 Super 1957-61)

**503** 1955-60 - 412

**505** 1956-57 Pullman Limousine by Michelotti - 2

**507** 1955-59 – 253 Coachbuilders: Loewy Bodied – 1 Vignale-Bodied – 1

**600** 1957-59 – 34,318 1957 – 332 1958 – 27,187 1959 – 6,799

**700**

BMW 700 Calendar Year Production								
	1959	1960	1961	1962	1963	1964	1965	Total
<b>700</b>	14	24500	6879	221	0	0	0	31614
<b>Lux</b>	0	0	16872	961	0	0	0	17833
<b>LS</b>	0	0	0	538	4021	417	0	4976
<b>LS Lux</b>	0	0	0	31537	13521	15096	4872	65026
<b>Coupe</b>	2648	9040	2344	1551	1083	141	0	16807
<b>CS</b>	0	757	4269	2111	1196	311	0	8644
<b>LS C</b>	0	0	0	0	0	353	1377	1730
<b>Cabrio</b>	0	0	16	1214	1013	349	0	2592
<b>Total</b>	2662	34297	30380	38133	20834	16667	6249	149222
Additional Figures:								
1959-1965 U.S. Sales – 3,127								

**1500** 1962 – 1,737 1964 – 2,436 All years – 23,807

**1502** CYP: 1974 – 18 1975 – 41,133 1976 – 21,530 1977 – 8,883 Total – 71,564

**1600** 1966-75 - 277,320 1964-66 - 10,278 Cabriolet 1967-71 - 1,682  
 CYP: 1963 – 19,634 1964 – 2,131 1965 – 6,395 1966 – 1,202  
 CYP: Ti: 1967 – 3,712 1968 – 4,958 Total – 8,670

**1602** CYP: 1966 – 13,244 1967 – 34,842 1968 – 28,749 1969 – 25,686  
 1970 – 30,520 1971 – 22,837 1972 – 23,280 1973 – 20,051  
 1974 – 35,960 1975 – 8,947 Total – 244,166

**1800** 1963-72 - 164,989 ti 1964-68 - 19,663 ti/SA 1964-66 – 200  
 CYP: 1964 – 25,063 1965 – 38,048 1966 – 13,393 1967 – 8,893 1968 – 7,777  
 1969 – 11,273 1970 – 14,367 1971 – 7,654  
 CYP: Ti model: 1963 – 8,346 1964 – 8,191 1965 – 12,427 1966 – 4  
 1967 – 419 1968 – 67 1969 – 1 Total – 21,116  
 TiSA: 1965 – 200

<b>2000</b>	2000C CYP:	1965 – 2	1967 – 212	1968 – 229	Total – 443
	2000CS CYP:	1965 – 52	1966 – 5,581	1967 – 2,584	1968 – 1,051
		1969 – 798	1970 – 33	Total – 9,999	
	2000CA CYP:	1965 – 3	1966 – 1,611	1967 – 1,004	1968 – 361
		1969 – 238	1970 – 32	Total – 3,249	

BMW 2000-Series CYP Chart								
	1966	1967	1968	1969	1970	1971	1972	Total
<b>2000</b>	28654	22019	20404	17126	16414	8330	127	113074
<b>Ti</b>	4100	2026	356	0	0	0	0	6482
<b>Ti Lux</b>	3485	6573	3949	3339	94	0	0	17440
<b>Tii</b>	0	0	0	5	542	1405	0	1952
<b>Total</b>	36239	30618	24709	20470	17050	9735	127	138948

**2002** Sedan 1968-76 - 399,084  
 tii 1971-75 - 38,703  
 Turbo 1973-74 - 1,672  
 Cabriolet 1968-76 - 4,199  
 ti Sedan 1968-76 - 16,448  
 Convertible 1971 -200  
 3-door touring sdn 1968-76 - 11,488



1972 BMW 2002tii

Baur Cabriolet: LHD w/round taillamps - 1,200 w/square lamps - 793  
 RHD w/round taillamps - 230 w/square lamps - 94  
 Frua Coupe 1969 – 1

**2500** Sedan 1968-77 - 93,363

**2600** 1961-63 - 1,639

**2800** Sedan 1968-77 - 39,056 CS Coupe 1968-71 - 9,399 (1,167 imported to USA)  
 2800CS CYP: 1968 – 138 1969 – 2,534 1970 – 3,335 1971 – 276  
 2800CSA CYP: 1969 – 787 1970 – 1,089 1971 – 73 Total – 1,949  
 2800CS U.S. Spec CYP: 1969 – 43 1970 – 415 1971 – 183 Total – 641  
 2800CSA U.S. Spec CYP: 1969 – 36 1970 – 403 1971 – 87 Total – 526

**3200** CS V-8 1962-64 - 603 L 1961-63 - 416 S 1961-63 - 1,027  
 CS Convertible by Bertone 1965 – 1

**3300** C Bertone Coupe 1964 - 600

**3-Series** 4-cyl 1975-82 - 953,487 6-cyl 1977-82 - 410,552

E21 Series  
 CYP: 1975 – 43,349 1976 – 130,821 1977 – 166,758 1978 – 183,377 1979 – 188,809  
 1980 – 206,326 1981 – 228,832 1982 – 182,010 1983 – 33,757  
 Total – 1,364,039  
 Overseas Assembly:  
 1977 – 540 1978 – 1,164 1979 – 1,836 1980 – 1,968 1981 – 1,872  
 1982 – 756 1983 – 408 Total – 8,544

E30 Series:  
 CYP: 1982 – 15,580 1983 – 212,172



1984 – 265,046 1985 – 286,906  
 1986 – 316,442 1987 – 301,219  
 1988 – 251,493 1989 – 242,115  
 1990 – 230,390 1991 – 45,777  
 1992 – 26,913 1993 – 18,440  
 1994 – 1,997 Total – 2,214,490

Overseas Assembly:

1983 – 6,029 1984 – 20,088 1986 – 13,020 1987 – 14,856 1996 BMW 318ti  
 1988 – 17,582  
 1989 – 15,192 1990 – 16,428 1991 – 10,596 1995 – 10,980  
 Total – 124,771

All E30 Production – 2,339,261

German CYP: 1997 – 314,853 1998 – 371,667 1999 – 441,934

Meister 88 Celebration Edition 1988 – 150

Cecotto Edition 1988 – 480 (all in Nogaro Silver)

Calendar Year Production: 1995 - 380,562 1997 est. - 344,676

318ti Club Sport 1996 - 200

320i USA Sales: 1980 - 25,786 1981 - 31,902

323ti 1998 - est. 1,500

<b>BMW 3-Series U.S. Sales</b>						
1980 320i U.S. Sales – 25,786						
1981 320i U.S. Sales – 31,902						
	<b>1991</b>	<b>1992</b>	<b>1993</b>	<b>1994</b>	<b>1995</b>	<b>1996</b>
<b>318i 4d</b>	3063	3584	5941	7071	2290	860
<b>318is 2d</b>	3873	3771	5904	5562	4131	2274
<b>318iC</b>	1640	1538	0	3156	3383	2876
<b>325i 4d</b>	4486	17062	17977	14027	13555	0
<b>325i 2d</b>	248	7980	10315	8693	6359	0
<b>325iX 4d</b>	454	0	0	0	0	0
<b>325iX 2d</b>	258	0	0	0	0	0
<b>325iC</b>	3742	3718	1174	7778	7204	0
<b>M3</b>	384	0	0	0	5806	3175
<b>318ti</b>	0	0	0	0	7238	7238
<b>M3 Light</b>	0	0	0	0	180	0
<b>328i 4d</b>	0	0	0	0	0	12194
<b>328i 2d</b>	0	0	0	0	0	6375
<b>328iC</b>	0	0	0	0	0	7283
<b>Total</b>	<b>18148</b>	<b>37653</b>	<b>41311</b>	<b>46287</b>	<b>50146</b>	<b>42275</b>

USA Sales:

1997 U.S./Canada Sales: 318ti - 4,622 318is - 1,298 318i 4-door - 7,608  
 323is - 1,629 323iC - 963 325iC - 9  
 325i 4-door - 14 328is - 4,380 328i 4-door - 14,036  
 328iC - 8,812 M3 2-door - 3,405 M3 4-door - 4,535

1998 U.S./Canada Sales: 318ti – 3,735 318is – 171 318i 4-door – 3,496  
 318iC – 57 323i – 8,253 323is – 4,700  
 325is – 2 328is – 2,283 328i 4-door – 10,316  
 328i (E46) – 6,183 328iC – 4,467  
 M3 2-door – 2,661 M3 4-door – 3,225 M3 Conv – 2,876  
 Total 3-series – 57,520


1999 U.S. Sales: 318ti – 656 318is – 13 318i 4-door – 225  
 323i (E46) – 29,821 323is – 2,721  
 323iC – 5,318 323Ci (E46) – 5,066

	328is – 1,538	328Ci (E46) – 17,573
	328iC – 2,892	
	M3 2-door – 3,161	M3 4-door – 61 M3 Convertible – 3,335
	Total 3-Series – 77,138	
2000 <u>U.S. Sales:</u>	318ti – 7	318is – 2
	318i 4-door – 34	318i Convertible – 2
	323i (E46) – 27,076	323is – 2
	323i sport wagon (E46) – 3,422	323i convertible – 351
	323Ci (E46) – 7,364	323Ci Convertible (E46) – 5,797
	325i (E46) – 9,567	325Ci (E46) – 1,923
	325Ci Convertible (E46) – 2,224	323i Sport Wagon (E46) – 838
	328is – 6	328Ci (E46) – 3,364
	328i 4-door – 12	328i (E46) – 9,681
	328i Convertible – 39	330i – 8,110
	330Ci – 4,714	330Ci Convertible – 5,120
	M3 2-door – 1	M3 Convertible – 25
	Total 3-Series – 89,681	
2001 <u>U.S. Sales</u>	323i (E46) – 102	325i (E46) – 39,220
	325Ci (E46) – 9,207	325Ci Convertible (E46) – 9,466
	325i sportwagon – 3,171	325xi – 1,824
	325xi Sportwagon – 327	330i – 17,095
	330Ci – 8,349	330Ci Convertible – 7,841
	330xi – 730	M3 (E46) – 3,826
	M3 Convertible (E46) – 1,991	M3 Convertible (E36) – 78
	Total 3-Series – 103,227	
2002 <u>U.S. Sales</u>	325i (E46) – 39,585	325Ci (E46) – 8,201
	325Ci Convertible (E46) – 9,245	325i sport wagon (E46) – 1,434
	325xi – 12,427	325xi sport wagon – 1,902
	330i – 11,479	330Ci – 7,533
	330Ci convertible – 8,440	330xi – 5,674
	M3 (E46) – 5,625	M3 convertible (E46) – 3,883
	Total 3-Series – 115,428	
2003 <u>U.S. Sales</u>	325i (E46) – 43,693	325Ci (E46) – 7,623
	325Ci Convertible (E46) – 7,433	325i Sport Wagon (E46) – 2,068
	325xi – 12,737	325xi sport wagon – 1,884
	330i – 9,422	330Ci – 5,890
	330Ci Convertible – 7,183	330xi – 5,955
	M3 (E46) – 4,687	M3 Convertible (E46) – 3,369
	Total 3-Series – 111,944	
2004 <u>U.S. Sales</u>	325i – 41,538	325Ci – 7,603
	325Ci Convertible – 7,488	325i Sports Wagon – 1,423
	325xi – 12,805	325xi Sport Wagon – 1,422
	330i – 8,288	330Ci – 5,658
	330Ci Convertible – 6,378	330xi – 6,012
	M3 – 4,612	M3 Convertible – 3,322
	Total 3-Series – 106,549	

BMW 3-Series Production (CYP) E21 Series								
	316 4cyl	318 4cyl	318i	320-4	320i	315 4 cyl	320-6	323i
1975	10629	10446	0	20423	1851	0	0	0
1976	42166	14618	0	53560	20477	0	0	0
1977	52834	20369	0	42459	32322	0	18203	337
1978	53513	20897	0	1159	26775	0	61402	18467
1979	45914	16388	9901	804	17474	0	65369	31123

<b>1980</b>	54794	10491	43264	0	0	2	59383	36424
<b>1981</b>	44019	0	71739	0	0	33115	44882	33205
<b>1982</b>	28727	0	66358	0	0	47112	21206	17851
<b>1983</b>	4438	0	1302	0	0	27069	0	0
<b>Total</b>	337354	93531	192882	118721	99219	107617	270759	137730

<b>BMW E30 3-Series CYP 1982-1992</b>									
	<b>316 4cyl</b>	<b>316i 4cyl</b>	<b>318i 4cyl</b>	<b>318iS 4cyl</b>	<b>320i 6cyl</b>	<b>323i 6cyl</b>	<b>325i 6cyl</b>	<b>325iX 6cyl</b>	<b>325e 4cyl</b>
<b>1982</b>	1199	0	2339	0	7134	4909	0	0	0
<b>1983</b>	37536	0	76387	0	64766	32611	0	0	872
<b>1984</b>	65185	0	75535	0	65444	33411	0	0	25471
<b>1985</b>	59053	0	78295	0	46010	18538	13686	0	59832
<b>1986</b>	63699	0	50146	0	36227	1307	32195	0	77317
<b>1987</b>	46888	0	26302	0	61606	0	52958	0	22393
<b>1988</b>	0	54122	0	0	38306	0	43280	4203	3402
<b>1989</b>	0	75181	0	0	33949	0	30035	4047	0
<b>1990</b>	0	63361	0	9442	26427	0	23179	2256	0
<b>1991</b>	0	1337	0	29171	901	0	1603	36	0
<b>1992</b>	0	0	0	2621	0	0	0	0	0
<b>Total</b>	273880	194321	309326	41556	381096	91105	197267	10873	189291



*1990 BMW 325iX (4WD)*

<b>BMW E30 3-Series CYP 1982-1992</b>							
	<b>324d Diesel</b>	<b>324td Diesel</b>	<b>320iS</b>	<b>M3</b>	<b>Saloon (all)</b>	<b>Cabrio</b>	<b>Touring (Wagon)</b>
<b>1982</b>	0	0	0	0	15580	0	0
<b>1983</b>	0	0	0	0	212172	0	0
<b>1984</b>	0	0	0	0	265046	0	0
<b>1985</b>	10583	0	0	1	286895	11	0
<b>1986</b>	35562	0	0	2396	305651	10791	0
<b>1987</b>	17800	7261	11	6396	274529	26674	16
<b>1988</b>	5259	7029	2419	3426	212936	21145	17412
<b>1989</b>	3729	4251	624	2541	200654	20747	20714
<b>1990</b>	2763	2973	691	2424	184999	21964	23427
<b>1991</b>	0	0	0	0	8899	23679	13199
<b>1992</b>	0	0	0	0	0	16233	10680
<b>1993</b>	0	0	0	0	0	2181	16259
<b>1994</b>	0	0	0	0	0	0	1997
<b>Total</b>	76020	21838	4065	17184	1967361	143425	103704



BMW E36 Calendar Year Production						
	316i Saloon	316i Coupe	316i Compact	318i Saloon	318i Convertible	318i Touring
1989	0	0	0	1	0	0
1990	4	0	0	4212	0	0
1991	48986	0	0	92422	0	0
1992	63152	0	0	93344	0	0
1993	63877	6854	120	65419	1	0
1994	41524	16631	53267	47502	6550	0
1995	37735	10911	50905	37772	8410	3954
1996	31134	6926	33624	22738	7244	11391
<b>Total</b>	286728	41638	138232	363728	22523	15663

BMW E36 Calendar Year Production					
	318is Saloon	318iS Coupe	318is Convertible	318iS Compact	318ti Compact
1993	0	0	13	0	0
1994	0	0	4294	10384	0
1995	31	50	3299	31134	60
1996	5447	13003	3583	22	18868
<b>Total</b>	5796	13371	11507	41858	19246

BMW E36 Calendar Year Production								
	320i Saloon	320i Coupe	320i Convertible	320i Touring	323i Saloon	323i Coupe	323i Conv	323i Touring
1990	117	0	0	0	0	0	0	0
1991	62287	103	0	0	0	0	0	0
1992	44082	24349	0	0	0	0	0	0
1993	28265	15680	0	0	0	0	0	0
1994	23684	13296	1830	49	1	1	0	0
1995	20998	8378	6875	10215	5191	3922	52	186
1996	13040	4578	5335	5429	9042	5301	38	1909
<b>Total</b>	192793	66704	14360	16013	14557	9547	413	2418

**5-Series**



1993 BMW 525i Touring

BMW 5-Series U.S. Sales Breakdown									
1980 528i U.S. Sales – 7,992									
1981 528i U.S. Sales – 5,585    528e – 682									
	525i	535i	M5	525iT	530i	530iT	540i	540i	Total

		<b>528i</b>		<b>Wagon</b>		<b>Wagon 528iT</b>		<b>Wagon</b>	
<b>1991</b>	13286	3369	455	0	0	0	0	0	17110
<b>1992</b>	15983	2071	262	1778	0	0	0	0	20094
<b>1993</b>	11892	330	237	1672	0	0	0	0	14131
<b>1994</b>	13954	0	0	1025	4839	353	3955	0	24126
<b>1995</b>	14837	0	0	1047	3215	107	3429	0	22635
<b>1996</b>	2763	0	0	655	602	21	563	0	4604
<b>1997</b>	62	18913	0	53	0	0	6798	0	25826
<b>1998</b>	10	27453	1	4	0	392	7083	145	35088
<b>1999</b>	0	25582	700	0	0	4067	6983	882	38214
<b>2000</b>	2744	22283	2963	359	3416	1712	5779	447	39703
<b>2001</b>	12855	0	2358	2216	16564	0	5606	406	40905
<b>2002</b>	13349	0	1666	1696	19057	0	4704	370	40842
<b>2003</b>	14114	0	1447	1187	14781	0	3639	261	46964
<i>Note: 1997 was first year for the 528i in the USA Market in this chart.</i>									
<i>2003 (E60) 5-series: 525 – 3,134 530i – 6,947 545 – 1,454 (all included in 5-series 2003 sales total column)</i>									

<b>BMW 5-Series E12 Calendar Year Production</b>											
	<b>1972</b>	<b>1973</b>	<b>1974</b>	<b>1975</b>	<b>1976</b>	<b>1977</b>	<b>1978</b>	<b>1979</b>	<b>1980</b>	<b>1981</b>	<b>Total</b>
<b>518</b>	0	0	9848	20290	18484	19099	17025	15983	13184	2970	116883
<b>518i</b>	0	0	0	0	0	0	0	557	1820	638	3015
<b>520</b>	10697	34817	16130	18622	19836	13512	147	21	0	0	113762
<b>520i</b>	2198	9168	2456	3196	3980	2553	1021	584	0	0	25156
<b>520-6</b>	0	0	0	0	0	5973	35072	39828	37199	11675	129747
<b>525</b>	0	3668	18356	15919	17946	18792	15125	18477	11602	2387	122272
<b>528</b>	0	0	19	9885	13638	7023	0	0	0	0	39565
<b>528i</b>	0	0	0	0	0	5102	13628	22387	17813	8606	67536
<b>530i</b>	0	0	2000	5202	7353	7648	5667	0	0	0	27870
<b>535i</b>	0	0	0	0	0	0	0	0	919	491	1410
<b>Total</b>	12895	47653	48809	73114	81237	79702	87685	97837	82537	26767	638236

<b>BMW 5-Series E28 Calendar Year Production</b>										
	<b>1980</b>	<b>1981</b>	<b>1982</b>	<b>1983</b>	<b>1984</b>	<b>1985</b>	<b>1986</b>	<b>1987</b>	<b>1988</b>	<b>Total</b>
<b>518</b>	7	6580	18265	11051	5003	0	0	0	0	40906
<b>518i</b>	0	911	2233	1751	5186	12168	7847	7172	0	37268
<b>520i</b>	7	19349	56226	37407	30418	18924	15789	23048	0	201168
<b>525e</b>	0	0	41	8134	7772	10779	8970	4925	0	40621
<b>528e</b>	0	4228	11904	11499	12977	13924	16255	19066	0	89853
<b>525i</b>	0	10059	17563	11802	6537	4084	2834	1184	0	54063
<b>528i</b>	9	9992	22412	17819	13458	8330	5830	2922	0	80772
<b>533i</b>	0	0	1924	6475	4398	0	0	0	0	12797
<b>M535i</b>	0	0	0	0	3371	16850	15247	10187	0	45655
<b>M5</b>	0	0	0	0	25	267	478	1375	0	2145
<b>524d</b>	0	0	0	0	0	0	2775	1464	0	4239
<b>524td</b>	0	0	100	16197	15407	22595	13139	6996	0	74434
<b>Total</b>	23	51119	130668	122135	104552	107921	89164	78339	0	683921

<b>BMW 5-Series E34 Calendar Year Production</b>											
	<b>1987</b>	<b>1988</b>	<b>1989</b>	<b>1990</b>	<b>1991</b>	<b>1992</b>	<b>1993</b>	<b>1994</b>	<b>1995</b>	<b>1996</b>	<b>Total</b>
<b>518i</b>	0	0	2601	8969	7343	6735	8368	5523	6741	2	46282

<b>520i</b>	90	50814	67120	75064	71375	42737	25576	28784	22263	3	383826
<b>525i</b>	68	45060	70076	69967	61122	44776	32300	33686	27905	1	384961
<b>525iX</b>	0	0	0	0	556	2223	945	701	358	0	4783
<b>530i</b>	76	12279	6894	1030	0	3347	13531	9085	4280	1	50523
<b>535i</b>	1845	27766	22456	12772	5652	58	0	0	0	0	70549
<b>540i</b>	0	0	0	0	0	1800	9960	6857	4027	1	22645
<b>M5</b>	0	331	2339	3022	2153	1782	773	483	215	0	11098
<b>524td/ 525td</b>	57	14188	22062	21288	13250	1	6196	5505	2855	0	85402
<b>525tds</b>	0	0	0	5	7641	27460	16123	19371	9851	0	80451
<b>Total</b>	2136	150438	193548	192117	169092	130919	113772	109995	78495	8	1140520

M535i 1985-87 - 2,241 540i Sport 1995 - 145

**BMW 5-Series E34 Touring Calendar Year Production**

	1990	1991	1992	1993	1994	1995	1996	Total
<b>518i Touring</b>	0	0	1	1977	1992	1916	1037	6923
<b>520i Touring</b>	1	544	9374	5377	5454	6460	3295	30505
<b>525i Touring</b>	0	1051	11713	3761	4581	4835	1373	27314
<b>525iX Touring</b>	0	18	2165	897	736	637	130	4583
<b>530i Touring</b>	0	0	881	2729	919	612	125	5266
<b>540i Touring</b>	0	0	0	398	1200	709	152	2459
<b>525td Touring</b>	0	0	1	1700	1709	1137	230	4777
<b>525tds Touring</b>	0	116	9758	9340	9854	9806	3064	41938
<b>Total</b>	1	1729	33893	26179	26445	26112	9406	123765

**BMW 5-Series E39 Calendar Year Production**

	1995	1996	1997	1998	1999	2000	2001	2002	2003	Total
<b>520i</b>	37	35296	42029	38375	22035	19047	19728	15279	6699	198525
<b>523i</b>	4632	45227	40399	38845	30028	14196	0	0	0	173327
<b>525i</b>	0	0	0	0	0	14661	35757	29813	16019	96250
<b>528i</b>	4143	63553	61095	56264	44484	28340	0	0	0	257879
<b>530i</b>	0	0	0	0	0	13286	36087	33205	16371	98949
<b>535i</b>	2	3470	5086	4618	3177	2086	946	613	137	20135
<b>540i</b>	50	12170	14703	14120	10871	9870	9460	6689	3306	81239
<b>M5</b>	0	0	1	678	5425	5824	4630	2412	1512	20482
<b>520d</b>	0	0	0	0	13	7810	6336	4070	1493	19722
<b>525d/t d/tds</b>	60	29099	28738	22475	8483	10308	14509	13548	5245	132465
<b>530d</b>	0	0	0	4859	28967	23342	22411	19514	6483	105576
<b>Total</b>	8924	188815	192051	180234	153483	148770	149864	125143	57265	1204549

**BMW 5-Series E39 Touring Calendar Year Production**

	1996	1997	1998	1999	2000	2001	2002	2003	Total
<b>520i Touring</b>	11	6675	6330	5207	4734	5537	4002	2555	35051
<b>523i Touring</b>	7	7774	9739	7947	3702	0	0	0	29169
<b>525i Touring</b>	0	0	0	0	3555	7909	6575	4135	22174
<b>528i Touring</b>	59	9681	8238	9545	2721	0	0	0	30244
<b>530i Touring</b>	0	0	0	1	1740	3896	2553	1205	9395
<b>540i Touring</b>	11	1675	2375	2050	1266	1009	828	341	9555
<b>520d Touring</b>	0	0	0	7	2742	3220	1933	1197	9099

<b>525tds/d Touring</b>	57	11973	8932	3578	6002	9036	8629	7182	55389
<b>530d Touring</b>	0	0	2612	14009	14006	13569	13039	8915	66150
<b>Total</b>	145	37778	38226	42344	40468	44176	37559	25530	266226

2004 U.S. Sales

525i SportWagon (E39) – 19  
530i (E60) – 20,329  
M5 (E39) – 64

525i (E60) – 16,421  
545i (E60) – 8,749  
5-Series All – 45,584

**6-Series**

1976-89 - 80,361  
635CSi 1985-90 - 13,770  
M635CSi (M6) 1985-89 - 5,855  
M635Csi 1985-89 – 4,088  
M6 1986-89 – 1,767 (318 in 1988)



1986 BMW 635CSi

628Csi 1979-88 – 45,123  
630CS 1976-79 – 5,766  
633Csi 1979-88 – 23,432

L6 U.S. Sales:

1987 – 1,217    1988 – 102    1989 – 10    1990 – 1

U.S. Sales

1980 633Csi – 1,190    1981 633Csi – 1,138  
645Ci – 3,559    645Ci Convertible – 4,639    6-Series (All) – 8,198

**7-Series**

<b>BMW 7-Series U.S. Sales Breakdown</b>										
1980 733i – 2,047										
1981 733i – 2,454										
	735i	735iL	750iL	740i	740iL	740iL Prot.	750iL Prot.	745Li	745i	Total
<b>1991</b>	2406	1806	1294	0	0	0	0	0	0	5506
<b>1992</b>	2314	1798	863	0	0	0	0	0	0	4975
<b>1993</b>	0	0	394	4693	4580	0	0	0	0	11012
<b>1994</b>	0	0	168	5565	4278	0	0	0	0	10011
<b>1995</b>	0	0	874	5954	8177	0	0	0	0	15005
<b>1996</b>	0	0	1024	0	1306	0	0	0	0	2330
<b>1997</b>	0	0	1037	5311	11925	0	0	0	0	18273
<b>1998</b>	0	0	1041	4978	12290	0	0	0	0	18309
<b>1999</b>	0	0	694	5390	12149	0	0	0	0	18233
<b>2000</b>	0	0	577	5189	10825	17	11	0	0	16619
<b>2001</b>	0	0	289	4491	8589	8	12	0	0	13389
<b>2002</b>	0	0	16	31	40	0	0	10407	11512	22006
	740i	740iL	740iL Prot	745i	745Li	750iL	750iL Prot	760Li	760i	Total
<b>2003</b>	0	0	0	6634	13117	0	0	722	0	20473
<b>2004</b>	0	0	0	5225	10427	0	0	442	61	16155

BMW 7-Series Series 1 Calendar Year Production											
	1977	1978	1979	1980	1981	1982	1983	1984	1985	1986	Total
<b>725i</b>	0	0	0	0	25	553	248	34	48	13	921
<b>728</b>	7069	14162	9486	0	0	0	0	0	0	0	30717
<b>728i</b>	100	32	5949	14230	9972	8887	8866	7031	5763	2078	62908
<b>730</b>	4669	8274	3905	0	0	0	0	0	0	0	16848
<b>732i</b>	0	0	3035	9952	8124	8941	11845	10382	1994	503	54776
<b>733i</b>	7225	11525	7803	97	439	149	0	0	0	0	27238
<b>735i</b>	0	0	3692	6984	5777	6102	5355	8343	15381	7108	58742
<b>745i</b>	0	0	4	2175	2504	1510	2541	3545	2831	921	16031
<b>Total</b>	19063	33993	33874	33438	26841	26142	28855	29335	26017	10623	268181

BMW 7-Series E32 Calendar Year Production											
	1986	1987	1988	1989	1990	1991	1992	1993	1994	Total	
<b>730i/L</b>	528	15304	15454	14619	13214	11913	6568	3156	603	81539	
<b>735i/L</b>	6734	34446	26577	20840	20808	16375	4740	0	0	130520	
<b>730i/L</b>	0	0	0	0	0	114	7992	5558	675	14399	
<b>740i/L</b>	0	0	0	0	0	44	9576	15260	5307	30187	
<b>750i/L</b>	3	4860	14657	9064	8791	6527	2816	1418	162	42298	
<b>Total</b>	7265	54610	56688	44523	42813	34973	31692	25392	6747	304703	
Additional Statistics:											
USA Sales - 1988 - 13,308 1989 - 10,399 1990 - 10,460											
745i Station Wagon 1985 - 3											

BMW 7-Series E38 Calendar Year Production											
	1993	1994	1995	1996	1997	1998	1999	2000	2001	Total	
<b>728i</b>	0	0	3836	8920	9044	9201	5328	5516	3918	45763	
<b>730i</b>	22	10895	10823	346	0	0	0	0	0	22086	
<b>735i</b>	0	0	70	6531	6526	5440	4361	3598	1679	28205	
<b>740i</b>	25	18829	26745	26070	26505	25174	22250	22097	12438	180133	
<b>750i</b>	3	1351	7652	3453	3901	3703	2462	2048	644	25217	
<b>725tds</b>	0	0	18	4837	2920	1190	82	6	0	9053	
<b>730d</b>	0	0	0	0	0	1833	4010	4238	2255	12336	
<b>740d</b>	0	0	0	0	0	22	1525	1477	426	3450	
<b>Total</b>	50	31075	49144	50157	48896	46563	40018	38980	21360	326243	

**8-Series**

U.S. Sales: 1996 - 525 1997 - 616  
 1997 U.S. Sales: 840CiA - 487 850CiA - 129  
 1998 U.S. Sales: 840CiA - 13 850Csi - 4  
 850Csi: 1992 - 208 1993 - 586  
 1994 - 419 1995 - 220  
 1996 - 77  
 CYP: 1995 - 2,177 1996 est. - 1,687  
 1997 - 1,358 1998 - 663  
 1999 - 308



1991 BMW 850i V-12 Coupe

**Total 8-Series Production Breakdown**

- 830i - 18
- 840Ci - 7,803
- 850i - 20,072



- 850Ci – 1,218
- 850Csi – 1,510
- Total 8-Series – 30,621

1991 BMW 850i V-12 Coupe

**U.S. Imports of BMW 8-Series:**

1990 – 649	1991 – 1,712	1992 – 805	1993 – 976
1994 – 876	1995 – 776	1996 – 607	1997 – 387
Total – 6,788			

830i Manual – 5 (built in 1992)

830iA – 13 (all built in 1992)

840Ci LHD Manual – 329 (10 in 1993, 206 in 1994, 109 in 1995, 4 in 1996)

840Ci RHD Manual – 54 (1 in 1993, 22 in 1994, 30 in 1995, 1 in 1996)

840CiA LHD – 1,780 (800 in 1993, 707 in 1994, 266 in 1995, 7 in 1996)

840CiA RHD – 916 (96 in 1993, 350 in 1994, 460 in 1995, 10 in 1996)

840Ci U.S. Spec – 1,649 (283 in 1993, 781 in 1994, 585 in 1995)

<b>Model 2.5</b>	2.5CS CYP:	1974 – 272	1975 – 328	Total – 600
	2.5CSA CYP:	1974 – 101	1975 – 143	Total – 244

**2.8** L sedan 1975-77 - 5,036

<b>3.0</b>	CS Coupe 1971-75 - 11,063	CSi Coupe 1971-75 - 8,199	CSL 1972-75 - 1,039
	CSL w/carbs 1971 - 169	CSL “batmobile” 1972-75 - 39	
	S Sedan 1971-77 - 32,567	Si Sedan 1971-77 - 20,310	

BMW 3.0 Calendar Year Production Breakdown						
	1971	1972	1973	1974	1975	Total
<b>3.0CS</b>	1974	1172	779	267	263	4455
<b>3.0CSA</b>	520	1215	1169	355	408	3667
<b>3.0Csi</b>	1061	2999	2741	579	555	7935
<b>3.0CsiA</b>	0	2	0	0	0	2
<b>3.0Csi RHD</b>	0	0	66	128	13	207
<b>3.0CsiA RHD</b>	0	0	69	139	7	215
<b>3.0CSL</b>	169	252	287	40	17	765
<b>3.0CSL RHD</b>	0	349	151	0	0	500
<b>3.0CS USA</b>	132	411	450	375	0	1368
<b>3.0CSA USA</b>	60	377	314	438	0	1189



1974 BMW 3.0CS

**3.3** L Sedan 1971-77 - 3,022

<b>USA Sales</b>	1970 - 14,574	1971 - 19,826	1972 – 19,942	1973 – 13,629	1974 – 15,007
	1975 – 19,419	1976 - 26,509	1977 - 28,776	1978 - 31,439	1979 - 34,520
	1980 - 37,017	1981 - 41,761	1982 - 52,393	1983 - 59,242	1984 - 70,897
	1985 - 87,832	1986 - 96,759	1987 - 87,839	1988 - 73,359	1989 - 64,881
	1990 - 63,646	1991 - 53,343	1992 - 65,691	1993 – 78,010	1994 - 84,805

1995 - 93,309    1996 - 105,761    1997 - 122,467    1998 - 131,559    1999 - 154,970  
 2000 - 189,423    2001 - 213,127    2002 - 256,622

South African Sales Chart				
Year	3-Series	5-Series	7-Series	Total
<b>1997</b>	11016	2203	256	13475
<b>1998</b>	10952	2239	251	13444
<b>Total</b>	21968	4442	507	26919

**South Africa Production CYP:**

1992 - 15,678    1993 - 16,171    1995 - 18,001    1996 - 15,959    1997 - 13,475  
 1998 - 13,444    1999 - 13,773

**Production (Germany)**

CYP:

1952 - 49    1953 - 1,645    1954 - 3,471    1955 - 17,478    1956 - 35,483  
 1957 - 40,371    1958 - 50,256    1959 - 42,524    1960 - 53,279    1961 - 52,943  
 1962 - 53,527    1963 - 57,880    1964 - 61,766    1965 - 67,709    1966 - 74,076  
 1967 - 87,816    1968 - 116,547    1969 - 147,841    1970 - 161,165    1971 - 164,701  
 1972 - 182,858    1973 - 197,446    1974 - 188,965    1975 - 221,298    1976 - 275,022  
 1977 - 290,236    1978 - 320,853    1979 - 328,281    1980 - 330,087    1981 - 337,757  
 1982 - 362,607    1983 - 407,507    1984 - 412,447    1987 - 446,424    1988 - 466,411  
 1989 - est. 492,454    1995 - 563,431    1996 - 570,119    1997 - 597,911  
 1998 - 638,217    1999 - 680,328

See Also Alpina for BMW Alpina models.

**Production (Mexico)**

CYP:

1995 - 245    1996 - 487    1997 - 970    1998 - 1,932    1999 - 1,596

**Bocar**

**XP-4**    1959-60 - 12

**Bolwell**

**Ikara**    (kit) 1974-79 - 10  
**Mark 7**    (kit) 1967-72 - estimated 400  
**Nagari**    1972-74 - estimated 140

**Bond**

**Bug**    1970-74 - 1,620 (50 estimated in existence)  
**Equipe**    1300GT 1967-70 - 571    2-Litre 1967-70 - 1,432    GT4 1963-70 - 451  
 GT4S 1963-70 - 2,505  
**Minicar**    1948-66 - 24,484  
**875**    1965-70 - 3,431

## Borgward

<b>Hansa</b>	1500	1950 - 8,744	1951 - 8,618	1952 - 2,739
	1800	1952-54 - 8,111	1800D 1952-54 - 3,226	
	2400	1952-58 - 1,059		
<b>Isabel la</b>	2-door sedan:	1954 - 11,150	1955 - 24,658	1956 - 17,692
		1958 - 22,634	1961 - 7,395	
	Wagon:	1956 - 3,301	1957 - 7,226	1958 - 7,255
	Cabriolet	1957-61 - 29		1961 - 2,205
<b>2.3 Saloon</b>	(P100)	1959-62 - 2,587		
<b>Production</b>		1954 - 60,451		
<b>U.S. Sales</b>		1958 - 6,561		

## Bricklin

<b>SV-1</b>	(all) - 2,897
	1974 - 772 (144 w/4-spd man)
	1975 - 2,100
	1976 - 17
	Exist - est. 1,500



*1975 Bricklin SV-1 Gullwing*

## Bristol

<b>Blenheim</b>	1994 - estimated 50
<b>400 Series</b>	
	⇒ 400 1947-50 - 474 (17 Cabriolet by Pininfarina)
	⇒ 401 1948-53 - 611
	⇒ 402 Cabriolet 1949-50 - 23
	⇒ 403 1953-55 - 281
	⇒ 404 1953-55 - 52
	⇒ 405 Sedan 1954-58 - 265
	⇒ 405 Drophead coupe 1954-56 - 43
	⇒ 406 1958-61 - 174 (7 Zagato 1960-61)
	⇒ 407 1961-63 - 88
	⇒ 408 1963-65 - 83
	⇒ 409 1965-67 - 74
	⇒ 410 1968-69 - 79
	⇒ 411 1969-76 - 287

<b>Production</b>	1987 - 50	1988 - 100	1989 - estimated 120
-------------------	-----------	------------	----------------------

## Britannia

<b>GT</b>	1958-60 - 6
-----------	-------------



## Brolga

**Production** (AUS) 1965-67 - 5

---

## Buchanan

**Production** (AUS) 1955-61 – 155

---

## Bugatti

Type 35: 1924-31 - est. 340

Type 36: 2

Type 37: 1925-29 - 212 37A 1927-31 - 78

Type 39: 1926-29 39/39A - 15 (5 were Voiturettes)

Type 40/40a: 1926-32 - est. 830 (Estimated 50 40A built)

Type 41 (Royale): 1927-33 - 6

Type 43/43A: 1927-31 - est. 160

Type 44: 1927-31 - 1,095

Type 45 GP Racer: - 2

Type 46/46S: 1929-35 - est. 400

Type 49: 1930-34 - 470

Type 50: 1930-34 - 65

Type 51/51A: 1931-35 - 40

Type 55: 1932-35 - 35

Type 57/57C: 1934-40 - 630 S/SC 1936-38 - est. 40  
Grabber Body 1934-39 - 10

Type 57T: Corsica 1937 - 10

T101: 1951-56 - 6 (some sources list 7)



*1937 Bugatti Type 57 with Ventoux Body (Once owned by Actor Peter Falk)*



*1937 Bugatti Type 57 Ventoux Coupe*

### Revived Marque:

<b>EB 110GT</b>	5 prototypes w/aluminum chassis	95 Production cars
	8 pre-production w/composite chassis	
<b>EB 110SS</b>	31 Production cars	4 chassis incomplete

**EB 112** 1 prototype (running)

**Production** 1993 - 80 1995 - 41

## Buick

**Apollo** Hatchback: 1973 - 9,868 1974 - 11,644  
 4-door Sedan: 1973 - 8,450 1974 - 16,779  
 2-door Sedan: 1973 - 14,475 1974 - 28,286

**Centurion** Convertible: 1971 - 2,161 1972 - 2,396 1973 - 5,739  
 Coupe: 1971 - 11,892 1972 - 14,187 1973 - 16,883  
 Sedan: 1971 - 15,345 1972 - 19,852 1973 - 22,354

**Century** Convertible 1954 - 2,790 1955 - 5,588 1956 - 4,721 1957 - 4,085  
 2d Hardtop 1954 - 45,710 1955 - 80,338 1956 - 33,334 1957 - 17,029  
 4d Hardtop 1955 - 55,088 1956 - 20,891 1957 - 26,589  
 Riviera Deluxe Hardtop Sedan 1956 - 35,082  
 Wagon (Series 60) 1954 - 1,563 1955 - 4,243  
 Special Editions/Limited:  
 • 1957 Cabellero Wagon – 10,186

<b>Buick Century Production Table 1973-77</b>					
	<b>1973</b>	<b>1974</b>	<b>1975</b>	<b>1976</b>	<b>1977</b>
<b>Colonnade Sedan</b>	38202	22856	22075	33632	0
<b>Colonnade Coupe</b>	56154	33166	39556	59448	0
<b>Wagon</b>	7760	4660	4416	0	0
<b>Luxus Sedan</b>	22438	11159	0	0	0
<b>Luxus Coupe</b>	71712	44930	0	0	0
<b>Luxus Wagon</b>	10645	6791	0	0	0
<b>Custom Sedan</b>	0	0	9995	19728	13645
<b>Custom Coupe</b>	0	0	32966	34036	20834
<b>Custom Wagon</b>	0	0	7078	16625	19282
<b>Coupe</b>	0	0	0	0	49858
<b>Sedan</b>	0	0	0	0	29065
<b>Total</b>	206911	123562	116086	163469	132684
Other Statistics:					
1976 Pace Car Replica – 1,290					

<b>Buick Century Production Table 1978-81</b>				
	<b>1978</b>	<b>1979</b>	<b>1980</b>	<b>1981</b>
<b>Special/Base 4-door</b>	12533	7363	129740	127119*
<b>Special/Base 2-door</b>	10818	4805	1074	0
<b>Special/Base Wagon</b>	9586	10413	6493	5489
<b>Custom 4-door</b>	18361	9681	0	0
<b>Custom 2-door</b>	12434	2474	0	0
<b>Custom Wagon</b>	24014	21100	0	0
<b>Sport Coupe</b>	NA	1653	NA	0
<b>Limited 4-door</b>	NA	2694	NA	See Base

<b>Estate Wagon</b>	0	0	11122	11659
<b>Total</b>	87746	60183	148429	144267

<b>Buick Century Production Table 1982-1998</b>				
	<b>2-door</b>	<b>4-door</b>	<b>Wagon</b>	<b>Total</b>
<b>1982</b>	19715	83250	0	102965
<b>1983</b>	13483	114443	0	127926
<b>1984</b>	15429	178454	25975	219858
<b>1985</b>	13043	215928	28221	254345
<b>1986</b>	14781	229066	25374	269221
<b>1987</b>	2878 Custom 4384 Limited	88445 Cus 71340 Ltd	10414 Cus 6990 Estate	184451
<b>1988</b>	1322 Custom 1127 Limited	62214 Cus 39137 Ltd	5312 Custom 4146 Estate	113258
<b>1989</b>	6953	89281 Cus 49639 Ltd	5479 Custom 3940 Estate	155292
<b>1990</b>	1944	88309 Cus 35248 Ltd	4383 Custom 2837 Limited	132721
<b>1991</b>	1951	102435	6500	110886
<b>1992</b>	627	111819	6041	118487
<b>1993</b>	566	110795	9163	120524
<b>1994</b>	0	122326	8364	130690
<b>1995</b>	0	102773	7498	110271
<b>1996</b>	0	85625	6843	92468
<b>1997</b>	0	53486	0	53486
<b>1998</b>	0	128587	0	128587
Other Statistics:				
T-Type 1983 - 4,600    1984 - 3,477    1985 - 4,053    1986 - 5,286				
1986 Gran Sport (all were black) 2-door – 1,029				
USA Sales:				
1997 – 91,232    1998 – 126,220    1999 – 157,035    2000 – 143,085				
2001 – 142,157    2002 – 163,739    2003 – 94,279    2004 – 67,264				
2005 – 6,504				

**Eight**      1931 - 138,695    1932 - 56,790    1933 - 46,924    1934 - 71,009    1935 - 53,249

**Electra**

<b>Buick Electra Production Breakdown 1959-1964</b>						
	<b>1959</b>	<b>1960</b>	<b>1961</b>	<b>1962</b>	<b>1963</b>	<b>1964</b>
<b>4-door Sedan</b>	12357	13794	13818	0	0	0
<b>Hardtop Coupe</b>	11216	7416	4250	0	0	0
<b>Hardtop Sedan</b>	20612	14488	8978	0	0	0
<b>225 Riviera Hardtop Sdn</b>	6324	8029	13719	15395	0	0
<b>225 Hardtop Sedan</b>	10491	5841	0	16734	19714	24935
<b>225 Convertible Coupe</b>	5493	6746	7158	7894	6347	7181
<b>225 4-door Sedan</b>	0	0	0	13523	14268	15968
<b>225 Hardtop Coupe</b>	0	0	0	8922	6848	9045
<b>225 pillarless Sedan</b>	0	0	0	0	11458	11663
<b>Total</b>	66493	56314	47923	62468	58635	68792

<b>Buick Electra Production Breakdown 1965-1970</b>						
	<b>1965</b>	<b>1966</b>	<b>1967</b>	<b>1968</b>	<b>1969</b>	<b>1970</b>
<b>225 Hardtop Coupe</b>	6302	4882	6845	10705	13128	12013
<b>225 Hardtop Sedan</b>	12842	10792	12491	15376	15983	14338
<b>225 4-door Sedan</b>	12469	11740	10787	12723	14521	12580
<b>225 Custom HT Coupe</b>	9570	10119	12156	16826	27018	26002
<b>225 Custom HT Sedan</b>	29932	34149	40978	50846	65240	65114
<b>225 Custom Convertible</b>	8505	7175	6941	7976	8294	6045
<b>225 Custom 4-door Sdn</b>	7197	9368	10106	10910	14434	14109
<b>Total</b>	86817	88225	100304	125362	158618	150201

<b>Buick Electra Production Breakdown 1971-1976</b>						
	<b>1971</b>	<b>1972</b>	<b>1973</b>	<b>1974</b>	<b>1975</b>	<b>1976</b>
<b>225 Hardtop Coupe</b>	8662	9961	9224	3339	0	18442
<b>225 Hardtop Sedan</b>	17589	19433	17189	5750	0	26655
<b>225 Custom HT Coupe</b>	26831	37974	44328	15099	16145	0
<b>225 Custom Sedan</b>	72954	104754	107031	29089	27357	0
<b>225 Limited Sedan</b>	0	0	0	30051	33778	51067
<b>225 Limited Coupe</b>	0	0	0	16086	17750	28395
<b>Total</b>	126036	172122	177772	99414	95030	124559

<b>Buick Electra Production Breakdown 1977-1982</b>						
	<b>1977</b>	<b>1978</b>	<b>1979</b>	<b>1980</b>	<b>1981</b>	<b>1982</b>
<b>225 Sedan</b>	25633	14590	11055	0	0	0
<b>225 Coupe</b>	15762	8259	5358	0	0	0
<b>225 Limited Sedan</b>	82361	65335	76340	54422	58832	59601
<b>225 Limited Coupe</b>	37871	33365	28878	14058	10151	8449
<b>Total</b>	161627	121549	121631	68480	68983	68050
<i>Note Park Avenue Included in Limited, 225 Badge dropped after 1980</i>						

<b>Buick Electra Production Breakdown 1983-1990</b>						
	<b>1983</b>	<b>1984</b>	<b>1985</b>	<b>1986</b>	<b>1987</b>	<b>1988</b>
<b>Limited Sedan</b>	79700	52551	131011	109042	7787	5791
<b>Limited Coupe</b>	8885	4075	5852	4996	0	0
<b>T Type Sedan</b>	0	0	NA	5816	2570	1869
<b>Park Avenue Sedan</b>	NA	NA	NA	NA	75600	84853
<b>Park Avenue Coupe</b>	NA	NA	NA	NA	4084	0
<b>Total</b>	88585	56626	136863	119854	90041	92513

*NOTE: Park Avenue Figures included in Limited 1983-1986*

Other Statistics:
T Type 1985 Coupe/Sedan – 4,644
1989 T Type Sedan – 1,151
1989 Park Avenue Ultra – 4,815
1989 Limited 4-door Sedan – 5,814
1989 Park Avenue 4-door Sedan – 71,786
1990 T Type Sedan – 478

1990 Park Avenue Ultra – 1,967
1990 Limited Sedan – 2,621
1990 Park Avenue Sedan – 44,072

**Estate Wagon**

1970 - 28,306	1971 - 24,034	1972 - 28,968	1973 - 35,795	1974 - 14,412
1975 - 13,740	1976 - 20,374	1977 - 25,075	1978 - 25,964	1979 - 21,312
1980 - 9,318	1990 - 7,838			
Electra Estate:	1981 - 6,334	1982 - 8,182	1983 - 95,81	1984 - 17,563
	1985 - 7,769	1986 - 10,371	1987 - 7,508	1988 - 5,901
	1989 - 4,560			
LeSabre Estate:	1981 - 4,934	1982 - 7,149	1983 - 9,306	1985 - 5,597
	1986 - 7,755	1987 - 5,251	1988 - 3,723	1989 - 2,971

**GNX**

1987 – 547

**GSX**

1970 - 678 (Turbo 400 in Apollo White - 120)  
 base w/4-spd - 81  
 base w/auto - 197  
 Stage I w/4-spd – 118  
 Stage I w/auto – 282



1987 Buick GNX

**Gran Sport**

<b>Buick Gran Sport Production Breakdown Table</b>			
	<b>3-speed manual</b>	<b>4-speed manual</b>	<b>Automatic</b>
<b>1965 Convertible</b>	123	598	1426
<b>1966 Convertible</b>	136	431	1480
<b>1967 Convertible</b>	9	422	1628
<b>1968 Convertible</b>	79	351	2024
<b>1969 base Convertible</b>	48	213	1303
<b>1969 Stage I Convertible</b>	4	77	131
<b>1969 Stage I Coupe</b>	9	415	832
<b>1970 base Convertible</b>	18	126	1040
<b>1970 Stage I Convertible</b>	1	67	164
<b>1970 Stage I Coupe</b>	16	664	1785
<b>1971 Stage I Coupe</b>	0	114	687
<b>1971 455 Coupe</b>	0	103	1378
<b>1971 350 Coupe</b>	25	358	5603
<b>1971 350 Convertible</b>	6	51	599
<b>1971 455 Convertible</b>	0	18	147
<b>1971 455 Stage I Conv.</b>	0	9	72
<b>1972 350 Coupe</b>	16	353	5527
<b>1972 455 Coupe</b>	0	84	1015
<b>1972 455 Stage I Coupe</b>	0	101	627
<b>1972 350 Convertible</b>	5	39	601
<b>1972 455 Convertible</b>	0	12	114
<b>1972 455 Stage I Conv.</b>	0	15	66

Other Statistics:		
California GS Coupe:	1967 – 1,577	1968 – 4,831 1969 – 3,574
GS340 1967 Coupe	– 3,692	
GS350 Hardtop Coupe	1968 – 8,317	1969 – 4,933
GS400 Hardtop Coupe	1967 – 10,659	1968 – 10,743 1969 – 6,356
GS400 Convertible	1967 – 2,140	1968 – 2,454 1969 – 1,176
GS400 Stage I	1969 – 1,256	
GS base Coupe	1970 – 9,948	
GS455 Coupe	1970 – 8,732	1971 – 8,268
GS455 Convertible	1970 – 1,416	1971 – 902
GS455/350 Coupe	1972 – 7,723	Convertible – 852

**Invicta**

Convertible:	1959 - 5,447	1960 - 5,236	1961 - 3,953	1962 - 13,471
Hardtop Coupe	1959 - 11,451	1960 - 8,960	1961 - 6,382	1962 - 10,335
Wagon	1963 - 3,495			

**LaCrosse**

U.S. Sales:	2004 – 10,995	2005 – 92,669
-------------	---------------	---------------

**LeSabre**

Buick LeSabre Production Breakdown						
	1959	1960	1961	1962	1963	1964
2-door Sedan	13492	14388	5959	7418	8328	0
4-door Sedan	51379	54033	35005	56783	64995	56729
Wagon	8286	7553	8051	0	9488	10520
Hardtop Coupe	35189	26521	14474	25479	27997	24177
Hardtop Sedan	46069	35999	37790	37518	50420	37052
Convertible 2-door	10489	13588	11951	0	9975	6685
<b>Total</b>	<b>164904</b>	<b>152082</b>	<b>113230</b>	<b>127198</b>	<b>171203</b>	<b>135163</b>

Buick LeSabre Production Breakdown						
	1965	1966	1967	1968	1969	1970
Hardtop Coupe	15786	13843	13760	14992	16201	14163
Hardtop Sedan	18384	17740	17464	18058	17235	14817
4-door Sedan	37788	39146	36220	37433	36664	35404
Custom Hardtop Coupe	21049	18830	22666	29596	38887	35641
Custom Hardtop Sedan	23394	21914	32526	40370	48123	43863
Custom Convertible	6543	4994	4624	5257	3620	2487
Custom 4-door Sedan	22052	25932	27930	34112	37136	36682
Custom 455 HT Coupe	0	0	0	0	0	5469
Custom 455 HT Sedan	0	0	0	0	0	6541
Custom 455 4d Sedan	0	0	0	0	0	5555
<b>Total</b>	<b>144996</b>	<b>142399</b>	<b>155190</b>	<b>179818</b>	<b>197866</b>	<b>200622</b>

Buick LeSabre Production Breakdown						
	1971	1972	1973	1974	1975	1976
Hardtop Sedan	14234	15160	13413	11879	9119	2312
Hardtop Coupe	13385	14011	14061	12522	8647	3861
4-door Sedan	26348	29505	29649	18572	14088	4315
Custom Hardtop Sedan	41098	50804	55879	0	30005	46109

<b>Custom Hardtop Coupe</b>	29944	36510	41425	0	25016	45669
<b>Custom Convertible</b>	1856	2037	0	0	5300	0
<b>Custom 4-door Sedan</b>	26970	35295	42854	0	17026	34841
<b>Luxus 4-door Sedan</b>	0	0	0	16039	0	0
<b>Luxus Hardtop Sedan</b>	0	0	0	23910	0	0
<b>Luxus Hardtop Coupe</b>	0	0	0	27243	0	0
<b>Luxus Convertible</b>	0	0	0	3627	0	0
<b>Total</b>	153835	183322	197281	113792	109201	137107

<b>Buick LeSabre Production Breakdown</b>						
	<b>1977</b>	<b>1978</b>	<b>1979</b>	<b>1980</b>	<b>1981</b>	<b>1982</b>
<b>4-door Sedan</b>	19827	23354	25431	23873	19166	0
<b>2-door Coupe</b>	8455	8265	7542	8342	4909	0
<b>Custom 4-door Sedan</b>	103855	86638	0	0	0	23220
<b>Custom Coupe</b>	58589	53675	0	0	0	5165
<b>Limited 4-door Sedan</b>	0	0	75939	37676	39006	47224
<b>Limited Coupe</b>	0	0	38290	20561	14862	16062
<b>Sport Coupe Turbo V6</b>	0	NA	3582	NA	0	0
<b>Total</b>	190726	171932	150784	90452	77943	91671

<b>Buick LeSabre Production Breakdown</b>						
	<b>1983</b>	<b>1984</b>	<b>1985</b>	<b>1986</b>	<b>1987</b>	<b>1988</b>
<b>Custom 4-door Sedan</b>	31196	36072	32091	30235	60392	67213
<b>Custom 2-door Coupe</b>	6974	3890	5156	7191	5035	0
<b>Limited 4-door Sedan</b>	66547	86418	84432	43215	70797	57524
<b>Limited 2-door Coupe</b>	22029	28332	22211	14331	7741	2474
<b>T-Type Coupe</b>	0	0	0	0	4123	6426
<b>Base 4-door Sedan</b>	0	0	0	0	6243	0
<b>Base 2-door Coupe</b>	0	0	0	0	0	2403
<b>Total</b>	126746	154712	143890	94972	154331	136040

Other Statistics:

1985 Collector's Edition Sedan – 84,432

1985 Collector's Edition Coupe – 22,211

1986 Grand National Coupe – 117

1988 Olympia Sedan (All painted white) – 2,500

<b>Buick LeSabre Production Breakdown</b>						
	<b>1989</b>	<b>1990</b>	<b>1991</b>	<b>1992</b>	<b>1993</b>	<b>1994</b>
<b>2-door Coupe</b>	7219	2406	695	0	0	0
<b>Custom 4-door Sedan</b>	78738	96616	56231	101139	99518	113834
<b>Limited 4-door Sedan</b>	61328	62504	33344	70412	51416	45416
<b>Limited 2-door Coupe</b>	2287	1855	486	0	0	0
<b>Total</b>	149572	163381	90756	171551	150934	159250

U.S. Sales:

1997 – 150,744    1998 – 136,551    1999 – 149,445    2000 – 148,633    2001 – 145,304

2002 – 135,916    2003 – 114,572    2004 – 114,157    2005 – 75,369

**Limited**

1958:    2d Hardtop - 1,026                      4-door Hardtop - 5,571                      Convertible – 839

**Lucerne**     U.S.Sales:     2005 – 8,821

**Park Avenue**

Ultra     1990 - 1,967     1991 - 22,030     1992 - 11,499     1993 - 14,738     1994 - 12,630  
 Supercharged 1991 - est. 200  
 Total:     1995 – 62,994     1996 – 46,953     1997 – 59,637     1998 – 61,974  
U.S. Sales:  
            1997 – 68,777     1998 – 58,187     1999 – 62,868     2000 – 47,669     2001 – 36,454  
            2002 – 30,140     2003 – 26,820     2004 – 17,138     2005 – 2,175

**Rainier**

U.S.Sales:     2003 – 4,797     2004 – 24,134     2005 – 15,271

**Reatta**

Coupe: 1988 - 4,708     1989 - 7,009     1990 - 6,383     1991 - 1,313     ALL - 19,413  
 Convertible:     1990 - 2,132     1991 - 305     ALL - 2,437  
 Limited Convertible (in white only) 1990 – 65

**Regal**

<b>Buick Regal Production Table 1973-79</b>							
	<b>1973</b>	<b>1974</b>	<b>1975</b>	<b>1976</b>	<b>1977</b>	<b>1978</b>	<b>1979</b>
<b>Colonnade Cpe</b>	91557	57512	56646	124498	0	0	0
<b>Colonnade Sedan</b>	0	9333	10726	17118	0	0	0
<b>Coupe</b>	0	0	0	0	174560	206142	157228
<b>Limited Coupe</b>	0	0	0	0	0		94748
<b>Sport Coupe</b>	0	0	0	0	0	30507	21389
<b>Sedan</b>	0	0	0	0	17946	0	0
<b>Total</b>	91557	66845	67372	141616	192506	236652	273365

<b>Buick Regal Production 1980-85</b>						
	<b>1980</b>	<b>1981</b>	<b>1982</b>	<b>1983</b>	<b>1984</b>	<b>1985</b>
<b>Turbo Coupe V6</b>	214735	123848	2022	3732	0	0
<b>Base Coupe</b>			134237	147935	160638	60597
<b>Limited Coupe</b>		116352				59780
<b>T Type</b>	0	0	0	3732	3401	2067
<b>4-door Sedan</b>	0	0	74428	61285	58715	0
<b>Limited Sedan</b>	0	0				0
<b>Wagon</b>	0	0	14732	15287	0	0
<b>Grand National</b>	0	0	215	0	2000	2102
<b>Total</b>	214735	240200	225634	231971	224754	124546

Other Statistics:

1982 Grand Nationals were all in silver, approx. 16 had Turbo Engine

Gran Sport Turbo: 1980 – 6,276     1981 – 2,891



1984 Buick Regal Grand National



<b>Buick Regal Production Table 1986-91</b>						
	<b>1986</b>	<b>1987</b>	<b>1988</b>	<b>1989</b>	<b>1990</b>	<b>1991</b>
<b>Base Coupe</b>	34222	15563	0	0	0	0
<b>Limited Coupe</b>	43599	20441	0	0	0	0
<b>T Type</b>	7896	8541	0	0	0	0
<b>Grand National</b>	5512	20193	0	0	0	0
<b>Custom Coupe</b>	0	0	64773	56057	39036	17428
<b>Limited Coupe</b>	0	0	65224	32700	15787	6901
<b>Gran Sport 2d/4d</b>	0	0	0	0	0	12965
<b>Custom Sedan</b>	0	0	0	0	0	59496
<b>Limited Sedan</b>	0	0	0	0	0	60155
<b>Total</b>	91229	64738	129997	88757	54823	156945
Other Statistics:						
1987 T Type Coupe Limited – 1,035						
1987 Turbo-T 3.8 SFI Turbo – 1,547						
1987 Regal with Turbo – 4,268						

Gran Sport Coupe: 1992 - 5,925 1993 - 4,109 1994 - 7,236  
 Gran Sport Sedan: 1992 - 10,754 1993 - 7,625 1994 - 8,528  
U.S. Sales:  
 1997 - 50,691 1998 - 65,979 1999 - 74,016 2000 - 65,167 2001 - 49,992  
 2002 - 40,754 2003 - 23,677 2004 - 13,775

**Rendezvous**

U.S.Sales:  
 2001 - 31,754 2002 - 61,468 2003 - 72,643 2004 - 60,039 2005 - 60,589

**Riviera**

Coupe (all types): 1963 - 40,000 1964 - 37,958  
 1965 - 34,586 1966 - 45,348  
 1967 - 42,799 1968 - 49,284  
 1969 - 52,872 1970 - 37,366  
 1971 - 33,810 1972 - 33,728  
 1973 - 34,080 1974 - 20,129  
 1975 - 17,306 1976 - 20,082  
  
 1977 - 26,138 1978 - 20,535  
 1979 - 52,181 1980 - 48,621  
 1981 - 52,007 1982 - 42,823  
 1983 - 48,484 1984 - 57,363  
 1985 - 64,905 1986 - 22,138  
 1987 - 15,223 1988 - 8,625  
 1989 - 21,189 1990 - 22,526  
 1991 - 13,168 1992 - 12,585  
  
 1993 - 4,555 1995 - 41,442  
 1996 - 18,036 1997 - 18,827  
 1998 - 10,953 1999- 1,956 (includes 200 Silver Arrow Models)



1963 Buick Riviera



1995 Buick Riviera

T Type Coupe 1983 - 1,331 1984 - 1,153 1985 - 1,069 1986 - 2,042 1987 - 2,587  
 1988 - 2,065

Convertible 1982 - 1,248 1983 - 1,850 1984 - 500 1985 - 400 (49 w/V-6)  
1996 - 24 conversions

1950 Models: Coupe - 66,762 Convertible - 15,223  
S Type 1979 - 14,300 S Type Turbo 1980 - 7,217  
Convertible w/V-6 1983 - 128 Coupe w/V-6 1983 - 2,993  
20<sup>th</sup> Anniversary Coupe 1983 - 502  
1984 Convertible w/4.1 V6 - 47 w/Turbo V6 - 11 w/red - 220 w/white - 280  
Coupe w/V-6 engine 1984 - 1,424  
Base Coupe: 1986 - 20,096 1987 - 12,636 1988 - 6,560  
1978 - 75<sup>th</sup> Anniversary - 2,899  
1985 Convertible with Turbo - 47  
1989 w/gold package - 654

U.S. Sales:

1997 - 14,089 1998 - 9,390 1999 - 2,247 2000 - 58 2001 - 17

**Roadmaster**

Roadmaster Production Table			
	Sedan	Estate Wagon	Total
<b>1991</b>	0	6729	6729
<b>1992</b>	59712	11019	70731
<b>1993</b>	26829	9525	36354
<b>1994</b>	26429	8669	35098
<b>1995</b>	22942	5522	28464
<b>Total</b>	135912	41464	177376

Series 70 Wagon 1947 - 529 1948 - 350 1949 - 653 1950 - 420  
1951 - 679 1952 - 359 1953 - 670  
Convertible: 1940 - 612 1941 - 1,869 1942 - 511 1946 - 2,587  
1947 - 12,074 1948 - 11,503 1949 - 8,244 1950 - 2,964  
1951 - 2,911 1952 - 2,402 1953 - 3,318 1954 - 20,404  
1955 - 4,739 1956 - 4,354 1957 - 4,363 1958 - 1,181  
Convertible Phaeton 1941 - 326 Riviera 1949 - 4,343

**Skyhawk**

Buick Skyhawk Production Table 1975-1988				
	4-door	2-door	Hatchback	Wagon
<b>1975</b>	0	0	29448	0
<b>1976</b>	0	0	15768	0
<b>1977</b>	0	0	12345	0
<b>1978</b>	0	0	24589	0
<b>1979</b>	0	0	23139	0
<b>1980</b>	0	0	8322	0
<b>1981</b>	0	0	0	0
<b>1982</b>	22540	25378	0	0
<b>1983</b>	19847	27557 5095 T-Type	0	10653
<b>1984</b>	45648	74760 11317 T-Type	0	13668
<b>1985</b>	27906	44802 4521 T-Type	0	5285
<b>1986</b>	29959	45884	9499	6079

		6071 T-Type		
<b>1987</b>	17978	21370	3757	3559
<b>1988</b>	14271	9857	3299 (S/E)	1707

**Skylark**

<b>Buick Skylark Production Table 1980-1997</b>							
	<b>Custom 2-door</b>	<b>Limited 2-door</b>	<b>GS 2-door</b>	<b>Ttype 2-door</b>	<b>Custom 4-door</b>	<b>Limited 4-door</b>	<b>GS/Lux 4-door</b>
<b>1980</b>	55114	42652	0	0	80940	86948	0
<b>1981</b>	46515	30080	0	0	104091	81642	0
<b>1982</b>	21017	13712	0	0	65541	44290	0
<b>1983</b>	11671	7863	0	2489	51950	30674	0
<b>1984</b>	12377	7621	0	923	56495	33795	0
<b>1985</b>	0	0	0	0	65667	27490	0
<b>1986</b>	0	0	0	0	62235		0
<b>1987</b>	0	0	0	0	26173	7532	0
<b>1988</b>	19590	4946	0	0	24940	5316	0
<b>1989</b>	12714	1416	0	0	42636	4774	0
<b>1990</b>	4248 base + 5490	0	1637	0	46705 base + 24469	0	3019
<b>1991</b>	5108 base + 1706	0	693	0	57323 base + 11582	0	928
<b>1992</b>	7788	0	4748	0	43630	0	4480
<b>1993</b>	5691	894	1442	0	41625	6903	1627
<b>1994</b>	9024	0	626	0	46548	2010	857
<b>1995</b>	9725				43707		
<b>1996</b>	6783				35089		
<b>1997</b>	4041				53683		

Convertible 1953 - 1,690 1954 - 836  
 GS Convertible 1965 - 10,456 1966 - 2,047 1972 - 852  
 Sun Coupe 1972 - 250

**Somerset**

<b>Buick Somerset/Somerset Regal Production Table 1985-1987</b>				
	<b>Custom Cpe</b>	<b>Limited Cpe</b>	<b>T-Type</b>	<b>Total</b>
<b>1985</b>	48470	37601	0	86071
<b>1986</b>	72062		3558	75620
<b>1987</b>	34916	11585	0	46501
<b>Total</b>	204634		3558	208192
<i>*Note: 1985 Year badged as Somerset Regal, 1986-87 badged as Somerset</i>				

**Special**

Skylark Convertible 1962 - 8,913 1963 - 10,212  
 Skylark Coupe 1961 - 12,683 1962 - 34,060 1963 - 32,109

**Sportwagon**

1968 - 22,908 1969 - 20,670 1970 - 12,241 1971 - 12,525 1972 - 14,417

**Super**

Convertible 1940 - 4,804 1941 - 12,391 1942 - 2,489 1946 - 5,987  
 1947 - 28,297 1948 - 19,017 1949 - 22,110 1950 - 12,259

1951 - 8,116    1952 - 6,904    1953 - 6,701    1954 - 3,343  
 1955 - 3,527    1956 - 2,889    1957 - 2,065

**Terraza**

U.S. Sales:    2004 – 2,137    2005 – 20,288

**Wildcat**

<b>Buick Wildcat Production Table 1963-66</b>				
	<b>1963</b>	<b>1964</b>	<b>1965</b>	<b>1966</b>
<b>Hardtop Sedan</b>	17519	33358	7499	15081
<b>Coupe</b>	12185	22893	6031	9774
<b>Convertible</b>	6021	7850	0	2690
<b>Sedan</b>	0	20144	10184	14389
<b>Deluxe Coupe</b>	0	0	11617	0
<b>Deluxe HT Sedan</b>	0	0	13903	0
<b>Deluxe Convertible</b>	0	0	4616	0
<b>Deluxe Sedan</b>	0	0	9765	0
<b>Custom Coupe</b>	0	0	15896	10800
<b>Custom HT Sedan</b>	0	0	14878	13060
<b>Custom Convertible</b>	0	0	4398	2790
<b>Total</b>	35725	84245	98787	68584

<b>Buick Wildcat Production Table 1967-70</b>				
	<b>1967</b>	<b>1968</b>	<b>1969</b>	<b>1970</b>
<b>Hardtop Sedan</b>	15110	15153	13805	0
<b>Convertible</b>	2275	0	0	0
<b>4-door Sedan</b>	14679	15201	13126	0
<b>Coupe</b>	10585	10708	12416	0
<b>Custom HT Sedan</b>	13547	14059	13596	12924
<b>Custom Convertible</b>	2913	3572	2374	9447
<b>Custom Coupe</b>	11871	11276	12136	1244
<b>Total</b>	70980	69969	67453	23615



*1968 Buick Wildcat Convertible*

**U.S. Sales**    1996 - 427,350    1997 - 438,064    1998 – 398,156    1999 – 445,611    2000 – 404,612  
 2001 – 405,678    2002 – 432,017    2003 – 336,788    2004 – 309,639

**Production**    1930 – 181,743    1931 – 138,965    1932 – 56,790    1933 – 46,924    1934 – 71,009  
 1935 – 53,249    1936 – 168,596    1937 – 220,346    1938 – 168,689    1939 – 208,259  
 1940 – 278,784    1941 – 374,196    1942 – 92,573    1946 – 153,627    1947 – 272,827  
 1948 – 213,599    1949 – 324,276    1950 – 667,826    1951 – 592,511    1952 – 367,760  
 1953 – 486,812    1954 – 442,903    1955 – 737,035    1956 – 635,158    1957 – 404,049  
 1958 – 240,659    1959 – 284,248    1960 – 253,807    1961 – 276,754    1962 – 399,526  
 1963 – 457,818    1964 – 510,490    1965 – 600,145    1966 – 553,870    1967 – 562,507

1968 – 651,823	1969 – 665,422	1970 – 666,501	1971 – 551,188	1972 – 679,921
1973 – 821,165	1974 – 495,063	1975 – 481,768	1976 – 737,466	1977 – 845,234
1978 – 803,187	1979 – 727,275	1980 – 854,011	1981 – 856,996	1982 – 739,984
1983 – 808,416	1984 – 987,980	1985 – 1,002,906	1986 – 850,103	1987 – 648,689
1988 – 458,768	1989 – 506,787	1990 – 426,512	1991 – 376,255	1992 – 608,086
1993 – 503,244	1994 – 523,680	1995 – 494,782		

## Burney

**Streamline** 1930-33 - 13

## Cadillac

**Allante**                      1987 - 3,363              1988 - 2,569  
 1989 - 3,296              1990 - 3,101  
 1991 - 2,500              1992 - 1,931  
 1993 - 4,670  
 Pace Car Replica 1992 – 300



*1989 Cadillac Allante*

**Brougham**                      1989 – 28,926 (+ 12,212 with D'Elegance)  
 1990 – 21,529 (+ 12,212 with D'Elegance)  
 1991 - 27,231              1992 - 13,761

### **Calais**

Hardtop Sedan:	1965 - 13,975	1966 - 13,025	1967 - 9,880	1968 - 10,025	1969 - 6,825
	1970 - 5,187	1971 - 3,569	1972 - 3,875	1973 - 3,798	
4-door Sedan:	1965 - 7,721	1966 - 4,575	1967 - 2,865	1974 - 2,324	1975 - 2,500
	1976 - 1,700				
2-door Coupe:	1965 - 12,515	1966 - 11,080	1967 - 9,085	1968 - 8,165	1969 - 5,600
	1970 - 4,724	1971 - 3,360	1972 - 3,900	1973 - 4,275	1974 - 4,559
	1975 - 5,800	1976 - 4,500			

### **Catera**

U.S. Sales:  
 1997 – 25,411              1998 – 25,333  
 1999 – 15,068              2000 – 17,290  
 2001 – 9,764              2002 – 244



*1985 Cadillac Cimarron*

### **Cimarron**

1982 - 25,968              1983 - 19,194  
 1984 - 21,898              1985 - 19,890  
 1986 - 24,534              1987 - 14,561  
 1988 - 6,454

### **Coupe deVille**

1949 - 2,150	1950 - 4,507	1951 - 10,241
1952 - 11,165	1953 - 14,550	1954 - 17,170
1955 - 33,300	1956 - 24,086	1957 - 23,813
1958 - 18,414	1959 - 21,924	1960 - 21,585
1961 - 20,156	1962 - 25,675	1963 - 31,749
1964 4W - 39,674	1964 6W - 38,195	



1965 - 43,345	1966 - 50,580	1967 - 52,905
1968 - 63,935	1969 - 65,755	1970 - 76,043
1971 - 66,081	1972 - 95,280	1973 - 112,849
1974 - 112,201	1975 - 110,218	1976 - 114,482
1977 - 138,750	1978 - 117,750	1979 - 121,890
1980 - 55,490	1981 - 54,145	1982 - 44,950
1983 - 60,300	1984 - 46,340	1985 - 39,500 est
1986 - 36,350	1987 - 32,700	1989 - 23,294
1990 - 17,569	1991 - 12,134*	1992 - 8,423*

• Includes Fleetwood Coupe Production.

1970 Cadillac Coupe deVille



**CTS** U.S. Sales:

2002 - 37,976	2003 - 49,392
2004 - 57,211	2005 - 61,512

2004 Cadillac CTS-V

**deVille Convertible**

1965 - 19,200	1966 - 19,200	1967 - 18,202	1969 - 16,445	1970 - 15,172
---------------	---------------	---------------	---------------	---------------

**DTS** U.S. Sales: 2005 - 23,322

**Eight**

1930 - 11,005	1931 - 10,709	1932 - 2,692	1933 - 2,906	1934 - 5,080
1935 - 3,209				

**Eldorado**

Coupe:

1967 - 17,930	1968 - 24,528	1969 - 23,333	1970 - 28,842	1971 - 20,568
1972 - 32,099	1973 - 42,136	1974 - 32,812	1975 - 35,802	1976 - 35,184
1977 - 47,344	1978 - 46,816	1979 - 67,436	1980 - 52,685	1981 - 60,643
1982 - 52,018	1983 - 67,416	1984 - 74,506	1985 - 74,101	1986 - 21,342
1987 - 17,775	1988 - 22,968	1989 - 27,807	1990 - 23,036	1991 - 16,212
1992 - 31,151	1993 - 21,473	1994 - 24,947	1995 - 25,290	1996 - 20,816
1997 - 18,102	1998 - 18,415			

Calendar Year Production: 1996 - 20,080 1997 est. - 18,057  
Convertible:

1953 - 532	1954 - 2,150	1955 - 3,950	1956 - 2,150 (est. 48 survive)	
1957 - 1,800	1958 - 815	1959 - 1,320	1960 - 1,285	1961 - 1,450
1962 - 1,450	1963 - 1,825	1964 - 1,870	1965 - 2,125	1966 - 2,250
1971 - 6,800	1972 - 7,975	1973 - 9,315	1974 - 7,600	1975 - 8,950
1976 - 14,000	1984 - 3,300	1985 - 2,300		

Touring Coupe:

1982 - 1,700	1983 - 1,197	1984 - 814	1985 - 585	1990 - 1,507
--------------	--------------	------------	------------	--------------

Specials/Limited Editions:

- 1973 Indy 500 Pace Convertible - 654
- 1978 Biarritz "Classic Edition" - 2,000 (est. 404 with sunroof)
- 1982 V-6 - 3,453
- 1985 Commemorative Edition Coupe - 2,463
- 1986 America II Coupe (white) - 1,500
- 1989 Biarritz - 7,174
- 2002 Collector's Edition - 1,596



1975 Cadillac Eldorado Convertible

U.S. Sales:

1997 - 20,609	1998 - 15,765	1999 - 15,255	2000 - 13,289
2001 - 9,859	2002 - 5,661	2003 - 193	2004 - 7

**Escalade**

U.S. Sales:

1998 - 3,089	1999 - 23,897	2000 - 23,346
2001 - 31,270	EXT 2001 - 546	



2002 – 36,114	EXT 2002 – 13,494
	ESV 2002 – 36
2003 – 35,621	EXT 2003 – 11,256
	ESV 2003 – 12,866
2004 – 36,994	EXT 2004 – 9,638
	ESV 2004 – 15,618
2005 – 29,876	EXT 2005 – 7,766
	ESV 2005 – 13,502

2000 Cadillac Escalade

**Fleetwood Limousine** 1954 - 889 1985 – 405

**Fleetwood**

Brougham Sedan:	1976 - 24,500	1977 - 28,000	1978 - 36,800	1979 - 42,200
	1980 - 26,659	1984 - 39,650	1985 - 52,450	1988 - 53,130
Brougham Coupe:	1980 - 2,300	1984 - 4,500	1985 - 3,000	
2-door:	1989 - 4,108	1990 - 2,438		
4-door:	1989 - 26,641	1990 - 22,889	1993 - 31,773	1994 - 27,473 1995 - 15,204

**Ghia Coupe** 1953 – 2

**Milan** Coupe by Milan Coachbuilders based on Cadillac Seville:  
1977 – 509

**San Remo Ultima** 2-door Convertible 1978-79 - estimated 200

**Sedan deVille**

1971 – 69,345	1972 – 99,531	1973 – 103,394
1974 – 60,419	1975 – 63,352	1976 – 67,677
1977 – 95,421	1978 – 88,951	1979 – 93,211
1980 – 49,188	1981 – 55,100	1982 – 53,870
1983 – 70,423	1984 – 68,270	1985 – 101,366*
1986 – 129,857*	1987 – 129,521	1988 – 152,513*
1989 – 122,693	1990 – 131,717	1991 – 147,998*
1992 – 142,328*	1993 – 130,714*	1994 – 120,352
1995 – 113,728	1996 – 100,251	1997 – 99,601
1998 – 111,030		



1992 Cadillac Sedan deVille

- 1985, 1986, 1988, 1991, 1992 Includes Fleetwood Production
- 1991-1993 Includes Coupe deVille Production

U.S. Sales:

1997 – 104,743	1998 – 100,513	1999 – 90,755	2000 – 105,694	2001 – 95,354
2002 – 84,729	2003 – 82,076	2004 – 68,195	2005 – 38,661	

**Series 61** Sedanet: 1948 - 3,521 1949 - 6,409

**Series 62** Convertible: 1948 - 5,450 1949 - 8,000  
Sedanet: 1948 - 4,764 1949 - 7,515  
Coupe deVille 1949 - 2,150

**Series 75** 1941 - 1,949 1942 - 1,100 1946 - 635  
1947 - 2,410 1948 - 1,260 1949 - 1,501



1985 Cadillac Series 75 Limousine

**Seven ty-Five Limousine** 1985 - 405 1986 - 650 1987 - 302

**Sevil le** 1975 - 16,355 1976 - 43,772 1977 - 45,060 1978 - 56,985 1979 - 53,487

1980 - 39,344	1981 - 28,631	1982 - 19,998	1983 - 30,430	1984 - 39,997
1985 - 39,775	1986 - 19,098	1987 - 18,578	1988 - 22,968	1989 - 22,909
1990 - 33,128	1991 - 26,431	1992 - 43,954	1993 - 37,239	1994 - 46,713
1995 - 38,931	1996 - 38,238	1997 - 42,117	1998 - 33,270	

STS Production:  
1990 - 1,893

Elegante 1978 - est. 5,000 1982 with V6 - 1,017

U.S. Sales:

1997 - 29,837
1998 - 39,009
1999 - 33,532
2000 - 29,535
2001 - 25,290
2002 - 21,494
2003 - 18,747
2004 - 3,386
2005 - 137



1998 Cadillac Seville STS

**Sixteen**

1930-31 - 3,250	1932 - 296	1933 - 125
1934 - 60	1935 - 50	1936 - 52
1937 - 49		

**Sixteen (Series 90)**

1938 - 311	1939 - 136	1940 - 61
------------	------------	-----------

**Sixty Special**

4-door sedan (Excluding Fleetwood Brougham)			1946 - 5,700	1947 - 8,500
1948 - 6,561	1949 - 11,399	1950 - 13,755	1951 - 18,631	1952 - 16,110
1953 - 20,000	1954 - 16,200	1955 - 18,300	1956 - 17,000	1957 - 24,000
1958 - 12,900	1959 - 12,250	1963 - 14,000	1964 - 14,550	1965 - 18,100
1966 - 5,455	1967 - 3,550	1968 - 3,300	1969 - 2,545	1970 - 1,738
Special Brougham (Fleetwood included):				
1966 - 13,630	1967 - 12,750	1968 - 15,300		
1969 - 17,300	1970 - 16,913	1971 - 15,200		
1972 - 20,750	1973 - 24,800	1974 - 18,250		
1975 - 18,755	1976 - 24,500			



**SRX**

U.S. Sales:

2003 - 5,049	2004 - 30,019
2005 - 22,999	

**STS**

U.S. Sales:

2004 - 9,484	2005 - 33,497
--------------	---------------

**Twelve**

1930-31 - 5,725	1932 - 1,709	1933 - 952
1934 - 683	1935 - 377	1936 - 901
1937 - 474		

2004 Cadillac SRX

**XLR**

U.S. Sales:

2003 - 875	2004 - 3,665
2005 - 3,730	



**U.S. Sales**

1994 - 210,686	1995 - 180,504	1996 - 170,379
1997 - 182,624	1998 - 182,570	1999 - 178,507
2000 - 189,154	2001 - 172,083	2002 - 199,748
2003 - 216,090	2004 - 234,217	



---

## Callaway

### Callaway Model/Conversion Breakdown

- ⇒ GTV6 Twin Turbo - 40
- ⇒ Impala SuperNatural 450 SS 1994 - 3
- ⇒ Turbo Scirocco VW 1982 - 35
- ⇒ Twin Turbo Corvette 1987 - 178
- ⇒ Twin Turbo Roadster 1988 - 49
- ⇒ Twin Turbo Speedster (all years) - 8
- ⇒ Speedster 1991 - 10
- ⇒ Range Rover 4.6 HSE 1999 - 220

\* See also Corvette for Callaway Corvette Production Figures

---

## Camber

(all) models - 12

---

## Caterham

<b>Seven</b>	JPE 1993-97 - 39			
<b>Super Seven</b>	S4 1973-74 - 40			
	CYP: 1998 - 539	1999 - 486		
<b>21</b>	CYP: 1998 - 13	1999 - 4		
<b>Production</b>	1978 - 179	1980 - 212		
	1987 - 269	1988 - 470	1989 - estimated 567	1994 - 519
	1996 - 597	1998 - 552		

---

## Champion

<b>250</b>	1948-51 - 400
<b>400</b>	1951-56 - 5,050
<b>500</b>	1954-58 - 6,342
<b>Beutler</b>	Convertibles - 10

---

## Checker

### **Total Production (Including Taxi Cabs)**

1960 - 6,980	1961 - 5,683	1962 - 8,173	1963 - 7,050	1964 - 6,310	1965 - 6,136
1966 - 5,761	1967 - 5,822	1968 - 5,477	1969 - 5,417		

**Production (Non-Taxis)**

1966 - 1,056    1967 - 935    1968 - 992    1969 - 760    1970 - 397

**Estimated Public Production**

1971 - 600    1972 - 850    1973 - 900    1974 - 950    1975 - 450    1976 - 400  
 1977 - 300    1978 - 300    1979 - 200    1980 - 250

**1981 Checker Breakdown**

A-11 - 2,855    A-11E - 82    A-12 - 193    A-12E - 53    Total - 3,183

**1982 Checker Breakdown**

A-11 - 1,897    A-11E - 47    A-12 - 43    A-12E - 13    Total - 1,897

**Chevrolet**

**Astro**    U.S. Sales:    1996 - 125,962    1997 - 111,390    1998 - 95,977    1999 - 102,427  
 2000 - 92,585    2001 - 59,395    2002 - 50,616    2003 - 40,123  
 2004 - 34,564    2005 - 19,215

**Aveo**    U.S. Sales:    2003 - 5,677    2004 - 56,642    2005 - 68,085

**Avalanche**    U.S. Sales:    2002 - 89,372    2003 - 93,482    2004 - 80,566    2005 - 63,186

**Bel Air**    4-door: 1971 - 41,986    1972 - 41,888    1973 - 41,832  
 V-8 Production Rounded:  
                   1965 - 163,600    1966 - 164,500    1967 - 138,200    1968 - 123,400    1969 - 139,700  
                   1970 - 66,800    1971 - 38,534    1972 - 41,020

**Beretta**    GT:    1989 - 89,045    1990 - 35,785  
 GTU:    1988 - 3,814    1989 - 8,913  
 GTZ:    1990 - 13,239  
 Indy Pace Car Replica:    1990 - 4,615 (1,500 in Yellow)  
 Convertible - 3 (prototypes)

<b>Chevrolet Beretta Production Breakdown</b>					
	<b>1988</b>	<b>1989</b>	<b>1990</b>	<b>1991</b>	<b>1992</b>
<b>Silver</b>	21643	7892	2210	0	0
<b>Black</b>	41591	28354	15254	8066	4359
<b>Light Blue</b>	21307	8807	0	0	0
<b>Medium Blue</b>	29897	0	13577	8505	0
<b>Light Brown</b>	8549	1508	0	0	0
<b>White</b>	33279	29607	18272	15315	5888
<b>Medium Red</b>	47113	0	0	0	0
<b>Bright Red</b>	47596	39022	20046	17639	11932
<b>Medium Grey</b>	9788	8271	3927	1	0
<b>Maroon</b>	1	32385	17474	0	0
<b>2.8 V6</b>	194402	138832	0	0	0
<b>2.0 In-line 4</b>	80696	41410	0	0	0
<b>Dark Blue</b>	0	24396	0	0	0
<b>Yellow (Indy)</b>	0	0	1521	0	0
<b>Turquoise</b>	0	0	3144	10768	7180

<b>Malachite</b>	0	0	4392	0	1559
<b>2.3 Quad 4</b>	0	0	13239	3010	1656
<b>2.2 In-line 4</b>	0	0	22682	47181	10534
<b>3.1 Litre V6</b>	0	0	63896	19677	40261
<b>Medium Garnet</b>	0	0	0	9574	5201
<b>Light Gray</b>	0	0	0	0	3546
<b>Maui Blue</b>	0	0	0	0	4997
<b>Light Driftwood</b>	0	0	0	0	483
<b>Medium Quasar</b>	0	0	0	0	7306

<b>Chevrolet Beretta Production Breakdown</b>				
	<b>1993</b>	<b>1994</b>	<b>1995</b>	<b>1996</b>
<b>Light Gray</b>	1488	1562	1911	1124
<b>Bright White</b>	7764	9513	11566	4269
<b>Dark Green</b>	1029	3359	5886	4269
<b>Maui Blue</b>	1867	0	0	0
<b>Black</b>	3582	5614	8614	4967
<b>Aqua Medium</b>	8725	0	0	0
<b>Garnet Medium</b>	3829	0	0	0
<b>Quasar</b>	5061	0	0	0
<b>Bright Red</b>	8918	12061	14024	0
<b>MFI Quad 4</b>	621	0	0	0
<b>Medium Adriatic</b>	0	4781	5993	3424
<b>Black Rose</b>	0	8674	10057	5990
<b>2.3 Quad 4</b>	0	896	0	0
<b>2.2 In-line 4</b>	0	15745	23506	12163
<b>3.1 SFI V-6</b>	0	47636	49310	31136
<b>Bright Aqua</b>	0	13683	0	0
<b>Light Adriatic</b>	0	0	3189	1638
<b>Cayenne Red</b>	0	0	7243	5503
<b>Raspberry</b>	0	0	4333	1455

**Biscayne** 1966 - 122,400 4-door: 1971 - 22,309 1972 - 20,538  
 V-8 Production Rounded:  
 1965 - 37,600 1966 - 39,200 1967 - 38,600 1968 - 37,600 1969 - 41,300  
 1970 - 23,100 1971 - 16,463 1972 - 19,034

**Blazer** Full Size: 1993 USA sales - 22,852  
 S-10 Based:  
U.S. Sales: 1996 - 246,307 1997 - 221,400 1998 - 219,710  
 1999 - 232,140 2000 - 225,948 2001 - 149,195  
 2002 - 95,937

**Camaro**

<b>Chevrolet Camaro 1967-1969 Breakdown</b>			
	<b>1967</b>	<b>1968</b>	<b>1969</b>
<b>Sport Coupe 6-cyl</b>	53523	47456	34541
<b>Convertible 6-cyl</b>	5285	3513	1707

<b>Sport Coupe 8-cyl</b>	142242	167251	190971
<b>Convertible V8</b>	19856	16927	15866
<b>Power Windows</b>	4957	3304	3058
<b>Headlight washers</b>	0	0	116
<b>Vinyl Roof (coupes)</b>	52455	77065	100602
<b>Power convertible top</b>	11783	9580	9631
<b>Air Conditioning</b>	28226	35866	44737
<b>3-speed transmissnio MC1</b>	0	0	3079
<b>3-speed manual M13</b>	681	752	0
<b>Floor Mounted shift lever</b>	12051	30192	25586
<b>4-speed manual wide -ratio M20</b>	45806	35161	37816
<b>4-speed manual close-ratio M21</b>	1733	11134	26501
<b>4-speed manual HD M22</b>	0	1277	2117
<b>PowerGlide Auto Transmission</b>	122727	127165	78849
<b>Turbo Hydra-matic auto trans.</b>	1453	5466	66423
<b>Rally Sport package</b>	64842	40977	37773
<b>Super Scoop ducted hood</b>	0	0	10026
<b>Super Sport Equipment</b>	0	0	34932
<b>Two-tone paint</b>	0	0	5909
<b>L34 SS 396-cid/350 hp V8</b>	0	2579	2018
<b>L35 SS 396-cid/325hp V8</b>	4003	10773	6752
<b>L48 SS 350-cid/295 hp V8</b>	29270	12496	22339
<b>350-cid/250hp Turbo-Fire V8</b>	0	0	26898
<b>L78 SS w/396-cid/375 hp V8</b>	1138	4575	4889
<b>L89 SS w/L78 w/Alum. heads</b>	0	272	311

<b>Chevrolet Camaro Production 1967-1971</b>					
	<b>1967</b>	<b>1968</b>	<b>1969</b>	<b>1970</b>	<b>1971</b>
<b>Coupe</b>	160648	176813	165226	100967	91481
<b>Convertible</b>	25141	20440	17573	0	0
<b>Z28</b>	602	7199	20302	8733	4862
<b>RS</b>	64842	40977	3773	27136	18404
<b>SS</b>	34411	30695	36309	15201	18287
<b>Pace Car</b>	104	0	3675	0	0
<b>Total</b>	285748	276124	246858	152037	133034
<b>Other Statistics:</b>					
1967 Rally Sport Convertible – 10,675					
1967 Yenko Camaro – 54					
1968 with Power Windows – 3,304					
1968 Yenko Camaro – 64					
1969 with Power Windows – 2,913					
1969 Cross-Ram 302/365 – 50					
1969 427-cid 430hp – 69					
1969 Baldwin Motion Phase III 427/500 – less than 50					
1969 SYC Yenko 427 – 198					
1969 Pace Car w/396-cid V08 – 100					
1969 ZL-1 RS SS 427/430 – 2					
1969 ZL-1 – 69					
1970 Sunshine Special by Hurst – 3					
1970 with Factory Vinyl Roof – 43,221					
1971 with Factory Vinyl Roof – 38,329					

<b>Chevrolet Camaro Production 1972-1976</b>					
	<b>1972</b>	<b>1973</b>	<b>1974</b>	<b>1975</b>	<b>1976</b>
<b>Coupe</b>	58544	52850	88243	105927	130538
<b>Z28</b>	2575	11574	13802	0	0
<b>RS</b>	11364	0	0	7000	15855
<b>SS</b>	7532	16133	0	0	0
<b>Type LT</b>	0	32327	48963	39843	52421
<b>Total</b>	80015	112884	151008	152770	198814
<b>Other Statistics:</b>					
1972 with Factory Vinyl Roof – 23,918					
1973 with Factory Vinyl Roof – 31,339					
1974 with Factory Vinyl Roof – 37,991					
1975 with Factory Vinyl Roof – 26,885					

<b>Chevrolet Camaro Production 1977-1981</b>					
	<b>1977</b>	<b>1978</b>	<b>1979</b>	<b>1980</b>	<b>1981</b>
<b>Coupe</b>	131717	134491	111357	68174	62614
<b>Z28</b>	14349	54907	84877	45137	20253
<b>Type LT</b>	72787	65635	0	0	0
<b>RS</b>	17026	11902	19101	12015	0
<b>Type LT/RS</b>	0	5696	0	0	0
<b>Berlinetta</b>	0	0	67236	26679	43272
<b>Total</b>	235879	272631	282571	152005	126139
<b>Other Statistics:</b>					
1977-80 Penske – 15					
1978 with T-Roof – 9,875					
1979-80 Convertible conversion by National Coach Engineering – est. 400					
1980 Baldwin Motion – 73					
1980 “Hugger” by Bill Mitchell – 90					
1981 Yenko Turbo Z – 20					

<b>Chevrolet Camaro Production 1982-1986</b>					
	<b>1982</b>	<b>1983</b>	<b>1984</b>	<b>1985</b>	<b>1986</b>
<b>Coupe</b>	78759	63806	127292	97966	99608
<b>Z28</b>	64882	62650	100899	68403	88132
<b>Berlinetta</b>	39744	27925	33400	13649	4479
<b>Pace Car</b>	6362	0	0	0	0
<b>IROC</b>	0	0	0	21177	49585
<b>Total</b>	189747	154381	261591	201195	241804
<b>Other Statistics:</b>					
1983 with High Output V8 – 3,223					

<b>Chevrolet Camaro Production 1987-1991</b>					
	<b>1987</b>	<b>1988</b>	<b>1989</b>	<b>1990</b>	<b>1991</b>
<b>Coupe</b>	45501	66605	0	0	0
<b>Convertible</b>	263	1859	0	0	0
<b>Z28 Coupe</b>	52863	0	0	0	12452
<b>Z28 Convertible</b>	744	0	0	0	3203
<b>IROC Coupe</b>	38889	24050	20067	4213	0
<b>IROC Convertible</b>	0	3761	3940	1294	0
<b>RS Coupe</b>	0	0	83487	28750	79854
<b>RS Convertible</b>	0	0	3245	729	5329
<b>1LE</b>	0	0	111	62	478
<b>Total</b>	138260	96275	110850	35048	101316
<b>Other Statistics:</b>					
1990 with V-6 – 12,743					

<b>Chevrolet Camaro Production 1992-1996</b>					
	<b>1992</b>	<b>1993</b>	<b>1994</b>	<b>1995</b>	<b>1996</b>
<b>RS Coupe</b>	60994	0	0	0	8091
<b>RS Convertible</b>	2562	0	0	0	905
<b>Z-28 Coupe</b>	5197	17850	36008	30335	14906
<b>Z-28 Convertible</b>	1254	0	4932	8024	5938
<b>Coupe 1LE</b>	705	19	135	106	55
<b>Coupe</b>	0	21253	76531	77431	31528
<b>Pace Car</b>	0	633	0	0	0
<b>Convertible</b>	0	0	2328	6948	2994
<b>SS</b>	0	0	0	0	2410
<b>Total</b>	70712	39755	119934	122844	66827
<b>Other Statistics:</b>					
1993 with T-Tops – 3,340					
1993 with 1LE RPO – 9					
1996 Brickyard 400 Z28 – estimated 50					

<b>Chevrolet Camaro Production 1997-2000</b>					
	<b>1997</b>	<b>1998</b>	<b>1999</b>	<b>2000</b>	
<b>Coupe</b>	51553	49343			
<b>Z-28 Coupe</b>	17995	17572			
<b>Convertible</b>	8647	4677			
<b>Z-28 Convertible</b>	3297	2480			
<b>RS Coupe</b>	8398	0			
<b>RS Convertible</b>	1060	0			
<b>Coupe 1LE</b>	48	101			
<b>Coupe SS</b>	2017	3025			
<b>Convertible SS</b>	364	0			
<b>30<sup>th</sup> Anniv. Coupe</b>	3476	0			
<b>30<sup>th</sup> Anniv. Conv</b>	1057	0			
<b>Other Statistics:</b>					
1997 30 <sup>th</sup> Anniversary – 4,540 (3,477 Z-28, 957 SS, 106 SS LT4)					

SS:                    1996 SS Coupe – 1,344 6-speed & 655 automatics  
                               Convertible – 152 6-speed & 112 automatics  
                               1997 SS Coupe – 787 auto & 1,762 6-speed

Convertible – 214 auto & 271 6-speed  
1998 – 3,017

Model Breakdowns:

**1985 Breakdown**

White – 18,822	Silver – 11,684
Medium Gray – 17,545	Black – 28,438
Dark Blue – 14,986	Bright Blue – 17,635
Yellow – 4,599	Light Yellow – 5,437
Light Brown – 3,093	Copper – 11,406
Red – 31,473	Maroon – 14,903
V6 Engine – 78,315	305-cid 215hp V8 – 32,836
305-cid 155hp V8 – 63,052	305-cid 190hp V8 – 2,497
Automatic Trans – 152,600	Removable Glass Roof Panels – 63,543

**1986 Breakdown**

White – 27,067	Silver – 11,750
Medium Gray – 17,886	Black – 35,759
Dark Blue – 9,926	Bright Blue – 19,254
Yellow – 3,915	Dark Brown – 3,071
Light Brown – 4	Copper – 2
Dark Red – 17,227	Bright Red – 46,452
V6 Engine – 77,478	LB9 305-cid 190hp V8 – 46,374
305-cid 155hp V8 – 68,293	Removable Glass Roof Panels – 91,089

**1987 Breakdown**

White – 17,713	Silver – 4,997
Medium Gray RPO 84 – 2,324	Black – 20,871
Dark Blue – 7,148	Bright Blue – 18,375
Yellow – 3,052	Dark Brown – 1,633
Medium Gray RPO 87 – 5,494	Bright Red – 31,231
Dark Red – 24,922	Removable Glass Roof Panels – 59,600
Automatic Trans – 115,109	

**1988 Breakdown**

White – 15,684	Black – 17,502
Silver – 1,547	Bright Blue – 8,445
Yellow – 922	Medium Orange – 3,010
Medium Gray – 8,628	Bright Red – 24,158
Dark Red – 16,199	Removable Glass Roof Panels – 41,005

**1989 Breakdown**

White – 18,440	Black – 17,600
Bright Blue – 16,316	Light Blue – 7,269
Medium Gray – 7,906	Bright Red – 26,509
Dark Red – 16,316	Removable Glass Roof Panels – 44,595
Automatic Trans – 87,857	

**1990 Breakdown**

White – 6,878	Black – 5,125
Bright Blue – 5,069	Light Blue – 2,539
Medium Gray – 2,787	Bright Red – 8,168
Dark Red – 4,420	Automatic Transmission – 31,630
Removable Glass Roof – 12,476	

**1992 Breakdown**

Arctic White – 11,883	Dark Green Gray – 2,659
Bright Teal – 14,779	Black – 7,524
Polo Green II – 5,365	Brilliant Red – 2,776
Medium Quasar Blue – 5,191	Bright Red – 11,059
Purple Haze – 8,588	
Z28 Coupe – 5,197	Z28 Convertible – 1,245
1LE Coupe – 705	B4C Coupe (Police Package) – 589

**1994 Breakdown**

V6 Coupe – 76,531	V6 Convertible – 2,328	
Automatic – 57,569	5-speed – 21,290	
Z-28 Coupe – 36,008	Z-28 Convertible – 4,932	
Z-28 Automatic – 32,198	Z-28 6-speed – 8,742	
Exterior Colors:		
Arctic White – 15,169	Dark Green-Gray – 4,710	
Bright Teal – 14,670	Black – 20,203	
Polo Green – 17,391	Patriot Red – 11,005	
Quasar Blue – 8,110	Bright Red – 22,740	
Purple Pearl – 5,801		
Interior Colors:		
Graphite Cloth – 53,318	Gray Cloth – 42,173	
Beige Cloth – 13,248	Flame Red Cloth – 9,851	
Graphite Leather – 732	Beige Leather - 477	
Convertible Tops:		
White – 264	Black – 6,751	Beige – 245
T-Tops – 83,548		

**1995 Breakdown**

V6 Coupe – 77,431	V6 Convertible – 6,948	
Z-28 Coupe – 30,335	Z-28 Convertible – 8,024	
Z-28 Automatic – 27,727	Z-28 6-speed – 10,632	
Exterior Colors:		
Dark Purple – 7,495	Arctic White – 18,200	
Sebring Silver – 7,799	Bright Teal – 10,167	
Black – 19,985	Polo Green – 18,102	
Patriot Red – 9,500	Mystic Teal – 4,565	
Quasar Blue – 6,384	Bright Red – 30,541	
Interior Colors:		
Graphite Cloth – 50,248	Red Cloth – 6,171	
Gray Cloth – 28,365	Beige Cloth – 11,591	
Graphite Leather – 17,796	Beige Leather – 8,567	
Convertible Tops:		
White – 1,432	Black – 9,458	Beige – 4,082
T Tops – 78,827		
Option Breakdown:		
4-speed Automatic – 94,928		
5-speed Manual – 17,187		
6-speed Manual – 10,632		
5.7 Litre V8 – 38,359		

**1999 Breakdown**

Total – 42,098			
Transmission Breakdown:	Auto – 29,840	5-spd – 4,950	6-spd – 7,308
Color Breakdown:	Black – 8,742	Pewter – 8,665	Red – 7,798
	White – 5,276	Navy – 4,974	Silver – 2,385
	M. Teal – 1,482	Orange – 1,402	Blue – 1,117
	B. Green – 217	Maroon – 45	Gold – 5
Camaro SS Breakdown:	Total – 4,829		



	Coupe 6-speed – 2,647	Coupe Auto – 1,380
	Conv 6-speed – 365	Conv Auto – 437
	SS 1LE w/6-speed – 7	
	(5 Orange, 1 White, 1 Navy)	
	SS 1LE w/automatic – 1 (Orange)	
1LE w/6-speed Breakdown:	Total – 66	
	White – 7	Pewter – 10      Silver – 3
	B. Blue – 2	Navy – 8      Black – 17
	Red – 8	Orange – 11
1LE Automatic Breakdown:	Total – 8	
	White – 3	B. Blue – 1      Black – 2
	Orange – 2	
Removable roof panels – 23,930		
LS1 Engine – 17,393		
3800 V-6 engine – 24,705		
Convertible Top Breakdown:	White Top – 502	Black – 2,784
	Neutral – 814	
Interior Breakdown:	Dark Grey Cloth – 21,636	
	Dark Grey Leather – 10,783	
	Neutral Cloth – 3,466	
	Neutral Leather – 3,318	
	White Leather – 778	
	Red Accent Cloth – 643	
<b><u>2000 Breakdown</u></b>		
Total – 45,417	SS – 8,913	
Transmission Breakdown:	Convertible – 5,975	
Color Breakdown:	Auto – 31,460	5-spd – 4,945      6-spd – 9,012
	Black – 8,786	Pewter – 8,421      Red – 7,677
	Silver – 5,646	Navy – 5,086      White – 4,927
	Maroon – 3,163	M. Teal – 1,673
	Sunset Orange – 13	
SS Coupe w/6-speed:	Total – 4,772	
	Black – 1,591	Red – 892      Pewter – 718
	Silver – 619	Navy – 573      White – 378
	Sunset Orange – 1	
SS Coupe w/Automatic:	Total – 2,569	
	Black – 679	Red – 498      Pewter – 451
	White – 327	Silver – 308      Navy – 306
SS Convertible w/6-speed:	Total – 802	
	Black – 274	Pewter – 154      Red – 144
	Silver – 93	White – 48      Orange – 1
	White Top – 8	Black Top – 688      Neutral Top – 56
SS Convertible w/automatic:	Total – 770	
	Red – 173	Black – 165      Pewter – 154
	White – 146 (55 for Brickyard 400)	
	Silver – 101	Navy – 66      Orange – 1
	White Top – 25	Black Top – 619
	Neutral Top – 126	
LS1 Engine – 20,406		
3800 V-6 – 25,011		
Removable roof panels – 26,320		
Traction Control – 22,735		
Interior Breakdown:	Ebony Congo-Lexington Cloth – 16,884	
	Ebony Supersoft Leather – 14,118	
	Neutral Supersoft Leather – 3,960	
	Accent Congo-Lexington Cloth – 397	

Medium Grey Congo-Lexington Cloth – 9,433  
Ebony Prado Leather (Europe & Russia only) – 477  
Neutral Prado Leather (Europe & Russia only) – 94  
Ebony Cloth (Europe & Russia only) - 54

**2001 Breakdown**

Total – 29,009    Convertible – 5,328    SS – 6,332  
Automatic – 20,558    6-speed – 5,714    5-speed – 2,737

**Color Breakdown:**

Light Pewter Metallic – 6,421  
Onyx Black – 6,033  
Bright Rally Red – 5,622  
Arctic White – 3,579  
Navy Blue Metallic – 3,519  
Monterey Maroon Metallic – 1,485  
Sunset Orange Metallic – 1,380  
Mystic Teal Metallic – 930

**SS Coupe with 6-speed: 3,512 units**

Onyx Black – 1,359  
Light Pewter Metallic – 591  
Bright Rally Red – 547  
Navy Blue Metallic – 456  
Arctic White – 325  
Sunset Orange Metallic – 234

**SS Coupe SS w/automatic: 1,956 units**

Onyx Black – 530  
Light Pewter Metallic – 378  
Bright Rally Red – 359  
Arctic White – 265  
Navy Blue Metallic – 254  
Sunset Orange Metallic – 170

**SS Convertible w/6-speed: 411 units**

Onyx Black – 144  
Bright Rally Red – 80  
Light Pewter Metallic – 54  
Navy Blue Metallic – 54  
Arctic White – 42  
Sunset Orange Metallic – 37  
White convertible top – 9  
Black Convertible top – 326  
Neutral Convertible top – 76

**SS Convertible w/automatic: 453 units**

Bright Rally Red – 117  
Onyx Black – 112  
Light Pewter Metallic – 74  
Arctic White – 67  
Sunset Orange Metallic – 44  
Navy Blue Metallic – 39  
White convertible top – 18  
Black convertible top – 295  
Neutral convertible top – 140

**Camaro Engine Breakdown/Options:**

V-6 engine – 16,357  
Rally Sport Package – 398  
Sport Appearance Package – 2,249  
White convertible tops – 73

Black convertible tops – 4,431  
 Neutral convertible tops – 824  
 Removable roof panels – 16,022  
 Traction Control – 13,727

**2002 Breakdown**

Z28 – 13,614    SS – 11,191    Convertible – 8,083  
 Total – 42,098

Color Breakdown:

Bright Rally Red – 10,329  
 Onyx Black – 8,426  
 Light Pewter Metallic – 5,914  
 Sebring Silver – 4,907  
 Navy Blue Metallic – 4,674  
 Arctic White – 3,805  
 Sunset Orange Metallic – 1,875  
 Monterey Maroon Metallic – 1,834

2002 Camaro SS Color Breakdown				
	SS Coupe 6-spd	SS Coupe Auto	SS Conv 6- spd	SS Conv Auto
<b>Bright Rally Red</b>	1617	1443	739	975
<b>Onyx Black</b>	1349	645	227	174
<b>Navy Blue Metallic</b>	482	307	86	141
<b>Sebring Silver</b>	465	306	78	59
<b>Light Pewter Metallic</b>	403	297	74	88
<b>Sunset Orange Metallic</b>	263	283	41	46
<b>Arctic White</b>	232	246	52	73
<b>Total</b>	<b>4811</b>	<b>3527</b>	<b>1297</b>	<b>1556</b>

Engine/Option Breakdown:

W/3800 V-6 Engine – 16,972  
 W/LS1 Engine – 24,805  
 White Convertible Top – 208  
 Black Convertible Top – 6,924  
 Neutral Top – 951  
 Removable Roof Panels – 24,071  
 Anniversary Special Leather – 3,367  
 Automatic Transmission – 29,034  
 6-speed Transmission – 10,188  
 5-speed Transmission – 2,555

U.S. Sales:    1997 - 55,973    1998 – 47,577    1999 – 40,726    2000 – 42,131  
 2001 – 35,453    2002 – 28,404    2003 – 1,124    2004 – 127

**Caprice Classic**

Chevrolet Caprice Classic Production Breakdown 1973-1978						
	1973	1974	1975	1976	1977	1978
<b>Hardtop/Sport Sedan</b>	70155	48387	40482	55308	0	0
<b>Hardtop Coupe/Coupe</b>	77134	59484	36041	28161	62366	60992
<b>Convertible</b>	7339	4670	8349	0	0	0
<b>4-door Sedan</b>	58126	43367	33715	47411	212840	102967

<b>2-Seat Estate Wagon</b>	22969	12280	9047	10029	22930	63152
<b>3-Seat Estate Wagon</b>	39535	23063	18858	21804	33639	
<b>Landau Coupe</b>	0	0	3752	21926	9607	29160
<b>Total</b>	275258	191251	150244	184639	341382	256271

<b>Chevrolet Caprice Classic Production Breakdown 1979-1984</b>						
	<b>1979</b>	<b>1980</b>	<b>1981</b>	<b>1982</b>	<b>1983</b>	<b>1984</b>
<b>4-door Sedan</b>	203017	91208	80908	86126	122613	135970
<b>Coupe</b>	36629	13919	14255	11999	0	19541
<b>Landau Coupe</b>	21624	8857	4622	0	0	0
<b>2-Seat Wagon</b>	23568	9873	36798	0	0	0
<b>3-Seat Wagon</b>	32693	13431		25385	53028	65688
<b>Total</b>	317531	137288	136583	123510	175641	221199

<b>Chevrolet Caprice Classic Production Breakdown 1985-1990</b>						
	<b>1985</b>	<b>1986</b>	<b>1987</b>	<b>1988</b>	<b>1989</b>	<b>1990</b>
<b>Classic 4-door Sedan</b>	139240	67772	53802	42292	42971	15679
<b>Classic 2-door Coupe</b>	16229	9869	3110	0	0	0
<b>Classic 3-Seat Wagon</b>	55886	45183	28387	30645	23789	12305
<b>Classic Brougham Sdn</b>	0	69320	51341	33685	32343	16291
<b>Classic Brougham LS 4d</b>	0	2117	23641	21585	28033	11977
<b>(Non-Classic) Sedan</b>	0	50751	56266	60900	69908	53276
<b>(Non-Classic) Wagon</b>	0	0	11953	0	0	0
<b>Total</b>	211355	245012	228500	189107	197044	109528

U.S. Sales: 1997 – 11,583

**Cavalier**

<b>Chevrolet Cavalier Production Breakdown 1982-1987</b>						
	<b>1982</b>	<b>1983</b>	<b>1984</b>	<b>1985</b>	<b>1986</b>	<b>1987</b>
<b>Base Coupe</b>	30245	23028	0	0	57370	53678
<b>3-door Hatchback</b>	22114	0	0	0	0	0
<b>4-door Sedan</b>	52941	33333	90023	86597	86492	84445
<b>5-door Wagon</b>	30853	27922	50718	34581	30490	25542
<b>Cadet Coupe</b>	2281	0	0	0	0	0
<b>Cadet 4-door Sedan</b>	9511	0	0	0	0	0
<b>Cadet 5-door Wagon</b>	4754	0	0	0	0	0
<b>CL Coupe</b>	6063	0	0	0	0	0
<b>CL Hatchback 3-door</b>	12792	0	0	0	0	0
<b>CL 4-door Sedan</b>	15916	0	0	0	0	0
<b>CL 5-door Wagon</b>	7587	0	0	0	0	0
<b>CS Coupe</b>	0	22172	0	0	0	0
<b>CS Hatchback</b>	0	25869	0	0	8046	3480
<b>CS 4-door Sedan</b>	0	52802	110295	93386	89168	50625
<b>CS 5-door Wagon</b>	0	32834	58739	33551	23101	15023
<b>CS Convertible</b>	0	627	0	0	0	0
<b>Type 10 Coupe</b>	0	0	103204	106021	0	0
<b>Type 10 Hatchback</b>	0	0	44146	25508	0	0
<b>Type 10 Convertible</b>	0	0	5486	4108	0	0
<b>RS Coupe</b>	0	0	0	0	53941	36353
<b>RS Hatchback</b>	0	0	0	0	7504	2818
<b>RS 4-door Sedan</b>	0	0	0	0	17361	15482

<b>RS 5-door Wagon</b>	0	0	0	0	6252	5575
<b>RS Convertible</b>	0	0	0	0	5785	5826
<b>Z24 Sport Coupe</b>	0	0	0	0	36365	42890
<b>Z24 Hatchback 3-door</b>	0	0	0	0	10226	4517
<b>Total</b>	195057	218587	462611	383752	432101	346254
Other Statistics:						
1984 with Olympia Package – 5,161						

<b>Chevrolet Cavalier Production Breakdown 1988-1993</b>						
	<b>1988</b>	<b>1989</b>	<b>1990</b>	<b>1991</b>	<b>1992</b>	<b>1993</b>
<b>2-door Coupe</b>	34470	65971	35121	0	0	0
<b>4-door Sedan</b>	107438	107569	64405	0	0	0
<b>5-door Wagon</b>	29806	28549	13812	0	0	0
<b>VL 2-door Coupe</b>	43611	91931	111476	171759	126117	127229
<b>RS 2-door Coupe</b>	24359	0	0			
<b>Z24 2-door Coupe</b>	55658	69531	38474			
<b>RS 4-door Sedan</b>	18852	0	0	125713	70786	96545
<b>VL 4-door Sedan</b>	0	0	39429			
<b>VL 5-door Wagon</b>	0	0	8234	23493	19685	19207
<b>RS 5-door Wagon</b>	0	0	0			
<b>Z24 Convertible</b>	8745	13075	0	0	9045	8609
<b>RS Convertible</b>	0	0	0	5882		
<b>Total</b>	322939	376626	310951	326847	225633	251590

U.S. Sales:                    1997 – 302,161    1998 – 256,099    1999 – 272,122  
    2000 – 236,803    2001 – 233,298    2002 – 238,225  
    2003 – 256,550    2004 – 195,275    2005 – 18,960

**Celebrity**

<b>Chevrolet Celebrity Production Chart</b>				
	<b>2-door</b>	<b>4-door</b>	<b>Wagon 2S</b>	<b>Wagon 3S</b>
<b>1982</b>	19629	72701	0	0
<b>1983</b>	19221	120608	0	0
<b>1984</b>	29191	200259	48295	31543
<b>1985</b>	29010	239763	45602	40547
<b>1986</b>	29223	291760	36655	47245
<b>1987</b>	18198	273864	33894	36568
<b>1988</b>	11909	195205	23759	27583
<b>1989</b>	0	162482	17940	21239
<b>1990</b>	0	0	11324	17881
<b>Total</b>	156381	1556642	217469	222606
Other Models:				
1984 Eurosport Package – 26,844				
1987 VR EuroSport – 1,623				
1988 Eurosport VR 2-door – 602 (83 w/red exterior)				

**Chevelle**

<b>Chevrolet Chevelle/Malibu Production Table</b>			
	<b>1971</b>	<b>1972</b>	<b>1973</b>
<b>2-door Coupe 6cyl</b>	6660	6993	6332
<b>4-door Sedan 6cyl</b>	6621	6762	5253
<b>2-door Coupe V8</b>	17117	22714	15045
<b>4-door Sedan V8</b>	9042	12881	15502

<b>Malibu 2-door Coupe 6cyl</b>	6220	4790	3157
<b>Malibu 4-door Sedan 6cyl</b>	4241	3562	2536
<b>Malibu 2-door Coupe V8</b>	180117	207598	165627
<b>Malibu Hardtop Sedan V8</b>	20775	24192	0
<b>Malibu Convertible V8</b>	5089	4853	0
<b>Malibu 4-door Sedan V8</b>	37385	45013	58143
<b>Laguna 4-door Sedan V8</b>	0	0	13095
<b>Laguna Coupe V8</b>	0	0	42941
<b>Wagon Nomad 6-cyl</b>	2801	2956	0
<b>Wagon Nomad V8</b>	6528	7768	0
<b>Wagon Greenbrier 2S</b>	6128	6975	0
<b>Wagon Greenbrier 3S</b>	2129	2370	0
<b>Wagon Concours 2S</b>	12716	17968	0
<b>Wagon Concours 3S</b>	4276	6560	0
<b>Wagon Concours Estate 2S</b>	4502	5331	0
<b>Wagon Concours Estate 3S</b>	3219	4407	0
<b>DeLuxe 2S 6cyl Wagon</b>	0	0	1870
<b>DeLuxe 3S 6cyl Wagon</b>	0	0	1316
<b>DeLuxe 3S V8 Wagon</b>	0	0	7754
<b>Malibu Wagon 3S V8</b>	0	0	5961
<b>Malibu Wagon 2S V8</b>	0	0	18592
<b>Malibu Estate 3S V8</b>	0	0	4099
<b>Malibu Estate 2S V8</b>	0	0	5527
<b>Laguna 3S Wagon</b>	0	0	2200
<b>Laguna 2S Wagon</b>	0	0	4419
<b>Laguna Estate 3S Wagon</b>	0	0	3709
<b>Laguna Estate 2S Wagon</b>	0	0	3661
<b>Total</b>	<b>335566</b>	<b>393693</b>	<b>386739</b>



1970 Chevrolet Chevelle Malibu 2-door

SS 454: 1970 - 3,773    1971 - 19,992    1972 - 5,333    1973 - 2,500  
SS 396: 1965 - 86,307    1966 - 66,843 (12 w/M22) 1967 - 59,685 htp (12 w/M22)  
1968 - 55,309 htp (612 L-78, 1,049 L-78 w/M22 4-spd)  
1969 - 86,309 (400 w/L-89)  
1970 - 49,826 (18 w/L-89, 2,144 w/L-78, 39,539 w/twin contrasting hood stripes, 28,888 w/"Cowling  
Induction" hood (ZL2), 4,475 w/LS6 option, 4,298 w/LS5 option)  
SS 396 Convertible:    1966 - 5,429    1967 - 3,321    1968 - 2,286  
SS 396/360hp:    1966 L34 - 24,811  
SS Convertible:    1964 V-8 - 9,640    1965 V-8 - 7,995    V-8 1966 - 5,429  
1967 V-8 - 3,321    1968 V-8 - 2,286  
6-cyl 1964 - 1,551    6-cyl 1965 - 1,133  
Convertible:    1964 - 23,158  
LS6 1970 - 17 (est. 4 still exist)  
Yenko: 427-cid 1967-69 - 99 (estimated 34 exist today)    Yenko - 77 w/4spd, 22 w/auto  
SS:    1964 V8 - 67,085 1965 - 81,112 (8,585 6-cyl)    1965 SS 6-cyl Hardtop - 7,452  
1968 - 62,785 (2,286 convertibles, 4,751 L78 396/375hp)    1971 - 19,293



<b>4-door Wagon</b>	59886	75274	35670	21500	51585	12900
<b>Total</b>	326607	372626	191691	122800	172485	106430
<i>Note 1965-1967 are estimates</i>						
<b>Other Statistics:</b>						
	<b>1962</b>	<b>1963</b>	<b>1964</b>	<b>1965</b>	<b>1966</b>	<b>1967</b>
Police Equipment	NA	25	NA	NA	NA	NA
Taxi Equipment	NA	172	156	148	NA	NA
L74 327-cid V8 Engine	NA	NA	NA	319	NA	NA
L77 283-cid 4-bbl V8	NA	NA	NA	NA	1386	NA
L79 327-cid V8 Engine	NA	NA	NA	NA	5481	6
M01 Heavy Duty Clutch	NA	3527	1135	501	362	292
M13 3-speed Manual	NA	NA	NA	2	NA	NA
M20 4-speed Manual	NA	NA	3566	2014	5744	6058
M21 4-speed Manual	NA	NA	NA	NA	4303	2
M35 Powerglide Trans.	NA	243549	121263	82045	109215	72961
Two-Tone Color Combination	NA	NA	NA	5923	9379	5063

**Citation**

<b>Chevrolet Citation Production Chart</b>					
<b>Year</b>	<b>Coupe</b>	<b>Club Coupe</b>	<b>3-door Hatchback</b>	<b>5-door Hatchback</b>	<b>X-11</b>
<b>1980</b>	42909	100340	210258	458033	24852
<b>1981</b>	0	0	113983	299396	11631
<b>1982</b>	9102	0	29613	126932	3864
<b>1983</b>	6456	0	14323	71405	1934
<b>1984</b>	4936	0	8783	83486	1458
<b>1985</b>	0	0	7443	55279	1687
<b>Total</b>	63403	100340	384403	1094531	45415

*\* Note 1984-85 Citations were badged as Citation II*

**Classic**

U.S. Sales: 2003 – 50,492 2004 – 88,211 2005 – 42,358

**Cobalt**

U.S. Sales: 2004 – 4,959 2005 – 212,667

**Colorado**

U.S. Sales: 2003 – 3,535 2004 – 117,475 2005 – 128,359

**Corsa**

Brazil CYP: 1997 – 280,191 1998 – 226,997 1999 – 222,430  
 Argentina CYP: 1999 – 32,474

**Corsica**

<b>Chevrolet Corsica Production Chart</b>			
	<b>4-door</b>	<b>Hatchback</b>	<b>LTZ</b>
<b>1987</b>	8973	0	0
<b>1988</b>	291163	0	0
<b>1989</b>	190236	26578	14353
<b>1990</b>	170545	13001	10975
<b>1991</b>	270153		0
<b>1992</b>	197284*	0	0
<b>1993</b>	189741*	0	0
<b>1994</b>	208380*	0	0



<b>1995</b>	238318*	0	0
* Includes Beretta Production			

**Corvair**

<b>Chevrolet Corvair Production Breakdown 1960-1964</b>					
	<b>1960</b>	<b>1961</b>	<b>1962</b>	<b>1963</b>	<b>1964</b>
<b>500 Coupe</b>	14628	16857	16245	16680	22968
<b>500 4-door Sedan</b>	47683	18752	0	0	0
<b>500 Lakewood Wagon</b>	0	5591	0	0	0
<b>700 Coupe</b>	36562	24786	18474	12378	0
<b>700 4-door Sedan</b>	139208	51948	35368	20684	16295
<b>700 Lakewood Wagon</b>	0	20451	3716	0	0
<b>Monza Coupe</b>	11926	109945	144844	117917	88440
<b>Monza 4-door Sedan</b>	0	33745	48059	31120	21926
<b>Monza Spyder Coupe</b>	0	0	6894	11627	6480
<b>Monza Wagon</b>	0	0	2362	0	0
<b>Monza Convertible</b>	0	0	13995	36693	31045
<b>Monza Spyder Conv</b>	0	0	2574	7472	4761
<b>Total</b>	250007	282075	292531	254571	191915

<b>Chevrolet Corvair Production Breakdown 1965-1969</b>					
	<b>1965</b>	<b>1966</b>	<b>1967</b>	<b>1968</b>	<b>1969</b>
<b>500 Coupe</b>	36747	24045	9257	7206	2762
<b>500 Sedan</b>	17560	8779	2959	0	0
<b>Monza Coupe</b>	88954	37605	9771	6807	2717
<b>Monza Sedan</b>	37154	12497	3157	0	0
<b>Monza Convertible</b>	26466	10345	2109	1386	521
<b>Corsa Coupe</b>	20291	7330	0	0	0
<b>Corsa Convertible</b>	8353	3142	0	0	0
<b>Total</b>	235525	103743	27253	15399	6000
Other Statistics:					
1966-67 Yenko Stinger – 132					

**Corvette**

Coupe:	1963 - 10,594	1964 - 8,304	1965 - 8,187	1966 - 9,958	1967 - 8,504
	1968 - 9,936	1969 - 22,129	1970 - 10,668	1971 - 14,680	1972 - 20,496
	1973 - 25,520	1974 - 32,029	1975 - 33,836	1976 - 46,558	1977 - 49,213
	1978 base - 40,271		1979 - 53,807	1980 - 40,614	1981 - 40,606
	1982 base - 18,648		1984 - 51,547	1985 - 39,729	1986 - 27,794
	1987 - 20,007	1988 - 15,382	1996 - 17,167	1997 - est. 4,800	1998 – 19,235*
Roadster:		1953 - 300	1954 - 3,640	1955 - 700	1956 - 3,467
	1957 - 6,339	1958 - 9,168	1959 - 9,670	1960 - 10,261	1961 - 10,939
	1962 - 14,531	1963 - 10,919	1964 - 13,925	1965 - 15,377	1966 - 17,762
	1967 - 14,436	1968 - 18,630	1969 - 16,633	1970 - 6,648	1971 - 7,121
	1972 - 6,508	1973 - 4,943	1974 - 5,492	1975 - 4,629	1986 - 7,315
	1987 - 10,625	1988 - 7,407	1989 - 9,749	1990 - 7,630	1991 - 5,762
	1992 - 5,875	1993 - 5,712	1994 - 5,320	1995 - 4,094	1996 - 4,369
	1998 – 11,849*				

\* Domestic Models Only

<b>Corvette Zr-1 Production Table Breakdown</b>						
<b>Color</b>	<b>1990</b>	<b>1991</b>	<b>1992</b>	<b>1993</b>	<b>1994</b>	<b>1995</b>
Arctic White	125	313	78	22	40	41
Black	905	489	124	52	122	121
Black Rose Metallic			48	10	10	
Bright Red	1560	634	130			
Torch Red				57	119	140
Ruby Red Metallic				245		
Dark Red Metallic	181	90	17	2	19	16
Charcoal	72	19				
Polo Green Metallic	104	65	37	20	35	31
Turquoise Metallic	16	94				
Bright Aqua Metallic			27	8	5	13
Quasar Blue Metallic	19	71	15	7		
Admiral Blue Metallic					44	12
Steel Blue Metallic	11	43				
Dark Purple Metallic						25
Competition Yellow	23	39	26	11	41	49
<b>Total</b>	<b>3049</b>	<b>2044</b>	<b>502</b>	<b>448</b>		<b>396</b>
<b>Other Statistics:</b>						
1993 "Black Motor" ZR-1 – 2						
1993 ZR-1 Bronze Acrylic Roof Panel – 162						
1993 ZR-1 Blue Acrylic Roof Panel – 208						
1993 ZR-1 Dual Roof – 361						
1993 ZR-1 Interior – (11 in White, 84 in Black, 39 in Red, 28 in Light Gray, 27 in Light Beige, 240 in Ruby Red)						
1994 ZR-1 Interior – (253 in Black, 52 in Red, 58 in Light Gray, 73 in Light Beige)						

<b>1995 Corvette Zr-1 Production Breakdown</b>					
	<b>Black</b>	<b>Beige</b>	<b>Red</b>	<b>Lt. Gray</b>	<b>Total</b>
White	11	9	13	8	41
Polo Green II Met.	5	26	0	0	31
Black	100	9	6	6	121
Yellow	35	12	0	2	49
Admiral Blue Metallic	4	0	0	8	12
Torch Red	66	22	42	10	140
Bright Aqua Metallic	6	0	0	7	13
Dark Red Metallic	6	9	0	1	16
Dark Purple Metallic	15	3	0	7	25
<b>Total</b>	<b>248</b>	<b>90</b>	<b>61</b>	<b>49</b>	<b>448</b>

**1956 Breakdown**

- SR-2 – 3
- Hardtop – 2,076
- 2-Tone Paint Combination – 1,259
- 265 cid Engine – 3,080

**1957 Breakdown**

- Automatic Transmission – 1,393
- 2-Tone Paint Combination – 2,797
- 283 cid 245hp Engine – 2,045
- 283 cid 270hp Engine – 1,621

- 283 cid 250hp Fuel Injection – 284
- 283 cid 283hp Fuel Injection – 756
- 4-speed manual transmission – 664
- Hardtop – 4,055

**1958 Breakdown**

- Automatic Transmission – 2,057
- 2-Tone Paint Combination – 3,422
- Hardtop – 5,607
- 283 cid 245hp 2x4 carb Engine – 2,436
- 283 cid 270hp 2x4 carb Engine – 978
- 283 cid 250hp Fuel Injection Engine – 504
- 283 cid 290hp Fuel Injection Engine – 1,007
- 4-speed Manual Transmission – 3,764

**1959 Breakdown**

- Automatic Transmission – 1,878
- Hardtop – 5,481
- 2-Tone Paint Combination – 2,931
- 283 cid 245hp 2x4 Carb Engine – 1,417
- 283 cid 270hp 2x4 Carb Engine – 1,846
- 283 cid 250hp Fuel Injection Engine – 175
- 283 cid 290hp Fuel Injection Engine – 745
- 4-speed Manual Transmission – 4,175

**1960 Breakdown**

- Automatic Transmission – 1,766
- Hardtop – 5,147
- 2-Tone Paint Combination – 3,309
- 283 cid 245hp 2x4 Carb Engine – 1,211
- 283 cid 270hp 2x4 Carb Engine – 2,364
- 283 cid 250hp Fuel Injection Engine – 100
- 283 cid 290hp Fuel Injection Engine – 759
- 4-speed Manual Transmission – 5,328

**1961 Breakdown**

- Automatic Transmission – 1,458
- Hardtop – 5,680
- 283 cid 275hp Fuel Injection – 118
- 283 cid 315hp Fuel Injection – 1,462
- 2-Tone Paint Combination – 3,368
- 283 cid 270hp 2x4 Carb Engine – 1,175
- 283 cid 245hp 2x4 Carb Engine – 442
- 4-speed Manual Transmission – 7,013

**1962 Breakdown**

- Automatic Transmission – 1,532
- 327 cid 340hp Engine – 4,412
- Hardtop – 8,074
- 327 cid 360hp Fuel Injection – 1,918
- 327 cid 300hp Engine – 3,294
- 4-speed Manual Transmission – 11,318

**1963 Breakdown**

- Grand Sport – 5
- Automatic Transmission – 2,621
- Hardtop – 5,739
- 327 cid 300hp Engine – 8,033
- 327 cid 340hp Engine – 6,978
- 327 cid 360hp Fuel Injection Engine (L84) – 2,610
- Air Conditioning Option – 278

#### **1964 Breakdown**

- Hardtop (Convertible Option) – 7,023
- 327 cid 300hp Engine – 10,471
- 327 cid 365hp Engine – 7,171
- 327 cid 375hp Fuel Injection Engine (L84) – 1,325
- Automatic Transmission – 2,480

#### **1965 Breakdown**

- Hardtop Option (Convertible) – 7,787
- 327 cid 300hp Engine – 8,358
- 327 cid 365hp Engine – 5,011
- 396 cid 425hp (L78) Engine – 2,157
- 327 cid 350 hp Engine (L79) – 4,716
- 327 cid 375 hp Engine Fuel Injection (L84) – 771
- Automatic Transmission – 2,021

#### **1966 Breakdown**

- Hardtop Option – 8,463
- 427 cid 390hp Engine (L36) – 5,116
- 427 cid 450/425hp Engine (L72) – 5,258
- 327 cid 350hp Engine (L79) – 7,591
- Automatic Transmission – 2,401

#### **1967 Breakdown**

- Hardtop Option – 6,880
- 427 cid 390hp Engine (L36) – 3,832
- 427 cid 400hp Engine (L68) – 2,101
- 427 cid 435hp Engine (L71) – 3,754
- 327 cid 350hp Engine (L79) – 6,375
- 427 cid 430hp Engine (L88) – 20
- Aluminum Cylinder Heads for L71 (L89) – 16
- Automatic Transmission – 2,324
- Convertible w/427/400 w/Air and auto transmission - 16

#### **1968 Breakdown**

- Hardtop Option – 8,735
- 427 cid 390hp Engine (L36) – 7,717
- 427 cid 400hp Engine (L68) – 1,932
- 427 cid 435hp Engine (L71) – 2,898
- 327 cid 350hp Engine (L79) – 9,440
- 427 cid 430hp Engine (L88) – 80
- Aluminum Cylinder Heads with L71 (L89) – 624
- Automatic Transmission – 5,063

#### **1969 Breakdown**

- Hardtop Option – 7,878
- 427 cid 390hp Engine (L36) – 10,531



- 350 cid 350hp Engine (L46) – 12,846
- 427 cid 400hp Engine (L68) – 2,072
- 427 cid 435hp Engine (L71) – 2,722
- 427 cid 430hp Engine (L88) – 116
- Aluminum Cylinder Heads with L71 (L89) – 390
- Automatic Transmission – 8,161
- Aluminum Block L88 (ZL1) – 2

*1969 Corvette Convertible*

### **1970 Breakdown**

- Hardtop Option – 2,556
- 350 cid 350hp Engine (L46) – 4,910
- 454 cid 390hp Engine (LS5) – 4,473
- 350 cid 370hp Engine (LT1) – 1,287
- Automatic Transmission – 5,102
- ZR-1 – 25 (15 were roadsters)



*1970 Corvette LT1 Coupe*

### **1971 Breakdown**

- Hardtop Option – 2,619
- 454 cid 365hp Engine (LS5) – 5,097
- 454 cid 425hp Engine (LS6) – 188
- 350 cid 330hp Engine (LT1) – 1,949
- Automatic Transmission – 10,060
- ZR-1 (Special Purpose LT1) – 8 / ZR-2 (Special Purpose LS6) – 12

### **1972 Breakdown**

- Hardtop Option – 2,646
- 454 cid 270hp Engine (LS5) – 3,913
- 350 cid 255hp Engine (LT1) – 1,741
- Automatic Transmission – 14,543
- ZR-1 (Special Purpose LT1) – 20

### **1973 Breakdown**

- Hardtop Option – 1,328
- 454 cid 275hp Engine (LS4) – 4,412
- 350 cid 250hp Engine (L82) – 5,710
- Automatic Transmission – 17,927
- Z07 Option – 45

### **1974 Breakdown**

- Hardtop Option – 2,612
- 454 cid 270hp Engine (LS4) – 3,494
- 350 cid 250hp Engine (L82) – 6,690
- Automatic Transmission – 25,146
- Z07 Package – 47

### **1975 Breakdown**

- Hardtop Option – 2,407
- 350 cid 205hp Engine (L82) – 2,372
- Automatic Transmission – 28,473
- Z07 Package – 144

### **1976 Breakdown**

- 350 cid 210hp Engine (L82) – 5,720
- Automatic Transmission – 36,625

### **1977 Breakdown**

- 350 cid 210hp Engine (L82) – 6,148
- Automatic Transmission – 41,231
- 4-speed Manual Close-ratio Transmission – 2,060

**1978 Breakdown**

- Pace Car Replica – 6,501
- Silver Anniversary Paint – 15,283
- 350 cid 220hp Engine (L82) – 12,739
- Automatic Transmission – 38,614
- 4-speed Manual Close Ratio Transmission – 3,385

**1979 Breakdown**

- 350 cid 225hp Engine (L82) – 14,516
- 4-speed Manual Close-ratio Transmission – 4,062
- Automatic Transmission – 41,454

**1980 Breakdown**

- Removable Glass Roof Panels – 19,695
- 305 cid 180hp Engine (LG4) – 3,221
- 350 cid 230hp Engine (L82) – 5,069
- Automatic Transmission – 34,838
- 4-speed Manual Transmission – 5,726

**1981 Breakdown**

- 2-Tone Paint – 5,352
- Removable Glass Roof Panels – 29,095
- 4-speed Manual Transmission – 5,757
- Dark Bronze Metallic – 41

**1982 Breakdown**

- Collector's Edition – 6,759
- 2-Tone Paint – 4,871
- Removable Glass Panel Roof – 14,763
- Silver w/Green interior – 723
- Gold paint – 648

**1984 Breakdown**

- Removable Transparent Roof Panel – 15,767
- 2-Tone Paint – 8,755
- 4-speed Manual Transmission – 6,443

**1985 Breakdown**

- Removable Transparent Roof Panel – 28,143
- 2-Tone Paint – 6,033
- 4-speed Manual Transmission – 9,576
- Z51 Performance Handling Package – 14,802

**1986 Breakdown**

- Dual Removable Roof Panels (Coupe) – 6,242
- Removable Roof Panel (blue tint) on Coupe – 12,021
- Removable Roof Panel (bronze tint) on Coupe – 7,819
- 2-Tone Paint (Coupe) – 3,897
- 4-speed Manual Transmission – 6,835
- Malcolm Konner Edition – 50
- Pace Car in Silver – 99
- Z51 Package – 12,821

**1987 Breakdown**

- Callaway Twin Turbo – 184 (121 Coupes, 63 Convertibles)
- Dual Removable Roof Panels (Coupe) – 5,017
- Removable Roof Panel blue tint (Coupe) – 8,863
- Removable Roof Panel bronze tint (coupe) – 5,766
- 2-Tone Paint (Coupe) – 1,361
- 4-speed Manual Transmission – 4,229
- Z51 Package – 1,596

**1988 Breakdown**

- Callaway Twin Turbo – 124
- Dual Removable Roof Panels (Coupe) – 5,091
- Removable Roof Panel w/blue tint (Coupe) – 8,332
- Removable Roof Panel w/bronze tint (Coupe) – 3,337
- 4-speed Manual Transmission – 4,282
- 35<sup>th</sup> Edition Coupe – 2,050
- Z51 Package – 1,309

**1989 Breakdown**

- Callaway Twin Turbo – 69
- Dual Removable Roof Panels (Coupe) – 5,274
- Hardtop Option (Convertible) – 1,573
- Removable Roof Panel w/blue tint (Coupe) – 8,748
- Removable Roof Panel w/bronze tint (Coupe) – 4,042
- 6-speed Manual Transmission – 4,113
- Z51 Package – 2,224

**1990 Breakdown**

- Callaway Twin Turbo – 58
- Removable Roof Panel w/blue tint (Coupe) – 7,852
- Removable Roof Panel w/bronze tint (Coupe) – 4,340
- Dual Removable Roof Panel (Coupe) – 6,422
- Hardtop Option (Convertible) – 2,371
- 6-speed Manual Transmission – 8,100
- Z51 Package – 5,446
- Yellow Festival Convertible – 30
- R9G Corvette – 23

**1991 Breakdown**

- Callaway Twin Turbo – 62
- Removable Roof Panel w/blue tint (Coupe) – 6,991
- Removable Roof Panel w/bronze tint (Coupe) – 3,036
- Dual Removable Roof Panel (Coupe) – 5,031
- Hardtop Option (Convertible) – 1,230
- 6-speed Manual Transmission – 5,875

**1992 Breakdown**

- Removable Roof Panel w/blue tint (Coupe) – 6,424
- Removable Roof Panel w/bronze tint (Coupe) – 3,005
- Dual Removable Roof Panel (Coupe) – 3,739
- Hardtop Option (Convertible) – 915
- 6-speed Manual Transmission – 5,487

**1993 Breakdown**

- Removable Roof Panel w/blue tint (Coupe) – 6,203

- Removable Roof Panel w/bronze tint (Coupe) – 4,288
- Dual Removable Roof Panel (Coupe) – 4,204
- Hardtop Option (Convertible) – 976
- 6-speed Manual Transmission – 5,330
- 40<sup>th</sup> Anniversary Package – 6,749
- Luggage Rack (Convertible) – 765

**1994 Breakdown**

- Removable Roof Panel w/blue tint (Coupe) – 7,064
- Removable Roof Panel w/bronze tint (Coupe) – 3,979
- Dual Removable Roof Panel (Coupe) – 3,875
- Hardtop Option (Convertible) – 682
- 6-speed Manual Transmission – 6,012

**1995 Breakdown**

- Indy Pace Car – 527

**1996 Breakdown**

- Grand Sport est. – 1,000

**1997 Breakdown**

- Removable Roof Panel Blue Tint – 7,213
- Base Roof – 2,078
- 6-speed Manual Transmission – 2,809
- Automatic Transmission – 6,943
- Fog Lamps – 8,829
- Black Interior – 6,481
- Pewter Interior – 2,543
- Red Interior – 728

<b>1998 Corvette Production Breakdown</b>			
<b>Description</b>	<b>Coupe Domestic</b>	<b>Convertible Domestic</b>	<b>Total Include Exports</b>
<b>Total</b>	19235	11849	31084
<b>Torch Red</b>	5031	2995	8767
<b>Black</b>	3746	2354	6597
<b>Bright Silver</b>	2835	1273	4637
<b>White</b>	1941	1214	3346
<b>Pewter Metallic</b>	1992	1133	3276
<b>Toreador Red Metallic</b>	982	513	1567
<b>Purple Metallic</b>	0	1111	1163
<b>Majestic Amethyst Met</b>	215	146	381
<b>Bright Blue</b>	707	300	1098
<b>Fairway Green</b>	129	60	223
<b>Navy Blue</b>	12	2	14
<b>Aztec Gold</b>	12	3	15
<b>Black Top</b>	0	7990	8630
<b>Light Oak Top</b>	0	2308	2376
<b>Bright White Top</b>	0	806	843
<b>Black Interior</b>	9894	6648	18338
<b>Light Oak Interior</b>	2969	2720	5871
<b>Pewter Interior</b>	3914	1289	5450
<b>Red Interior</b>	825	447	1425
<b>Dual Removable Roof</b>	5496	0	5640
<b>Removable Roof Hatch</b>	6591	0	6957



<b>Removable Roof – Non Transparent</b>	5515	0	6638
<b>4-speed auto</b>	13683	8454	23978
<b>6-speed manual</b>	3919	2650	7106
<b>Fog Lamps</b>	16420	10688	29310

<b>1999 Corvette Production Breakdown</b>				
<b>Description</b>	<b>Coupe</b>	<b>Convertible</b>	<b>Fixed-Roof Coupe</b>	<b>Total Including Exports</b>
<b>Total</b>	18078	11161	4031	33270
<b>Torch Red Exterior</b>	4382	2734	1245	8361
<b>Black Exterior</b>	3489	2519	1227	7235
<b>Bright Silver Exterior</b>	2321	1189	0	3510
<b>White Exterior</b>	1466	979	311	2756
<b>Pewter Metallic Exterior</b>	3325	1799	1040	6164
<b>Bright Blue Exterior</b>	587	245	202	1034
<b>Magnetic Red Exterior</b>	1569	1164	0	2733
<b>Navy Blue Exterior</b>	919	520	0	1439
<b>Black Top</b>	0	7575	0	7575
<b>Light Oak Top</b>	0	2902	0	2902
<b>Bright White Top</b>	0	672	0	672
<b>Black Interior</b>	10837	8230	4025	20892
<b>Light Oak Interior</b>	3570	3349	0	6919
<b>Pewter Interior</b>	3410	1263	0	4673
<b>Red Interior</b>	441	307	0	748
<b>Dual Removable Roof</b>	6307	0	0	6307
<b>Removable Roof Hatch</b>	5235	0	0	5235
<b>Removable Roof – Non Transparent</b>	6516	0	0	6516
<b>4-speed Automatic</b>	12401	7140	0	19541
<b>6-speed Manual</b>	5677	4021	4031	13729
<b>Fog Lamps</b>	17114	10714	718	28546
<b>Heads Up Display</b>	10983	7568	483	19034

<b>2000 Corvette Production Breakdown</b>				
<b>Description</b>	<b>Coupe</b>	<b>Convertible</b>	<b>Fixed-Roof Coupe</b>	<b>Total Including Exports</b>
<b>Total</b>	18113	13479	2090	33682
<b>Torch Red Exterior</b>	3582	2575	543	6700
<b>Black Exterior</b>	2856	2462	489	5807
<b>Bright Silver Exterior</b>	1543	1240	0	2783
<b>White Exterior</b>	979	685	315	1979
<b>Pewter Metallic Exterior</b>	2793	1810	522	5125
<b>Bright Blue Exterior</b>	453	209	189	851
<b>Magnetic Red Exterior</b>	1726	1215	0	2941
<b>Navy Blue Exterior</b>	1362	892	0	2254
<b>Yellow Exterior</b>	1932	1646	0	3578
<b>Dark Green Exterior</b>	886	777	0	1663
<b>Platinum Purple</b>	1	0	0	1

<b>Black Top</b>	0	9115	0	9115
<b>Light Oak Top</b>	0	3762	0	3762
<b>Bright White Top</b>	0	602	0	602
<b>Black Interior</b>	10791	7828	2090	20709
<b>Light Oak Interior</b>	4024	4657	0	8681
<b>Pewter Interior</b>	2620	508	0	3128
<b>Torch Red Interior</b>	626	538	0	1164
<b>Dual Removable Roof</b>	6280	0	0	6280
<b>Removable Hatch Roof</b>	5805	0	0	5805
<b>Removable Roof – Non Transparant</b>	6213	0	0	6213
<b>4-speed automatic</b>	11999	8363	0	20362
<b>6-speed Transmission</b>	6099	5107	2114	13320
<b>Fog Lamps</b>	17223	13029	1740	31992
<b>Heads Up Display</b>	13855	11362	1265	26482

<b>2001 Corvette Production Breakdown</b>				
	<b>Coupe</b>	<b>Conv</b>	<b>Z06</b>	<b>Total</b>
<b>Torch Red</b>	2788	2781	1623	7192
<b>Black</b>	2450	2702	1819	6971
<b>Silver</b>	1905	1572	1345	4822
<b>White</b>	1066	1047	352	2465
<b>Pewter</b>	1983	1479	0	3462
<b>Magnetic Red</b>	1836	1486	0	3322
<b>Navy Blue</b>	1388	1199	0	2587
<b>Yellow</b>	1822	1431	634	3887
<b>Dark Green</b>	443	476	0	919
<b>Black Top</b>	0	9823	0	9823
<b>Light Oak Top</b>	0	3802	0	3802
<b>White Top</b>	0	3548	0	548
<b>Torch Red Interior</b>	562	707	1661	2930
<b>Pewter Interior</b>	1902	811	0	2713
<b>Light Oak Interior</b>	3206	4072	0	7278
<b>Black Interior</b>	10011	8583	4112	22706
<b>Dual Removable Roof</b>	5099	0	0	5099
<b>4-speed Auto</b>	10331	9277	0	19608
<b>6-speed Manual</b>	5350	4896	5773	16019
<b>Fog Lamps</b>	14471	13757	0	28228
<b>Heads Up Display</b>	12563	12779	0	25342
<b>Total</b>	15681	14173	5773	35627

<b>2002 Corvette Production Breakdown</b>				
	<b>Coupe</b>	<b>Fixed Roof</b>	<b>Convertible</b>	<b>Total</b>
<b>Pewter</b>	1578	0	1072	2650
<b>Silver</b>	1808	1467	1343	4618
<b>Electron Blue</b>	2222	1814	1371	5407
<b>White</b>	879	0	884	1763
<b>Black</b>	2522	2205	2402	7129
<b>Torch Red</b>	2830	1746	2286	6862
<b>Yellow</b>	1312	1065	1663	4040
<b>Mag Red</b>	1609	0	1689	3298
<b>White convertible top</b>	0	0	501	501
<b>Black convertible top</b>	0	0	9276	9276

<b>Oak convertible top</b>	0	0	2933	2933
<b>Black interior</b>	10256	6734	8330	25320
<b>Oak interior</b>	2182	0	3135	5317
<b>Pewter interior</b>	1911	0	657	2568
<b>Red interior</b>	411	1563	588	2746
<b>Dual removable roof</b>	5079	0	0	5079
<b>Removable transparent roof</b>	4208	0	0	4208
<b>Removable non-transparent</b>	5473	0	0	5473
<b>4-speed auto</b>	10301	0	8616	18917
<b>6-speed manual</b>	4459	8297	4094	
<b>Heads Up Display</b>	11995	0	11746	23741
<b>Total</b>	14760	8297	12710	35767

2002 Z06 Production:

- Base Hardtop – 8,297
- Silver – 1,467
- Blue – 1,814
- Black – 2,205
- Red – 1,746
- Yellow – 1,065

2003 Corvette Breakdown:

- 11,632 Anniversary Red Metallic
- 3,299 Gray Metallic
- 3,900 Yellow
- 5,205 Torch Red
- 5,597 Black
- 679 White
- 2,770 Blue
- 2,387 Silver

Corvette Color Breakdown Production 1954-61								
Color	1954	1955	1956	1957	1958	1959	1960	1961
<b>White</b>	3230	325	532	1273	2477	3354	3717	3178
<b>Blue</b>	300	45	390	487		888	766	855
<b>Red</b>	100	180	1043	1320	1399	1542	1529	1794
<b>Black</b>	4		810	2189	493	1594	1268	1340
<b>Copper</b>		15	402	452				
<b>Gold</b>		120						
<b>Green</b>			290	550			140	
<b>Silver</b>				65	193	957	989	747
<b>Charcoal</b>					1631			
<b>Yellow</b>					455			
<b>Turquoise</b>					510		635	
<b>Silver/Blue</b>					2006	1024		
<b>Cream</b>						223		1363
<b>Maroon</b>							1202	1645

<b>Corvette Production Breakdown 1962-68</b>							
<b>Color</b>	<b>1962</b>	<b>1963</b>	<b>1964</b>	<b>1965</b>	<b>1966</b>	<b>1967</b>	<b>1968</b>
<b>Black</b>	0	0	1897	1191	1190	815	708
<b>Beige</b>	2671	0	1765	0	0	0	0
<b>Red</b>	0	4612	5274	3688	3366	2341	2918
<b>White</b>	0	0	3909	2216	2120	1423	1868
<b>Silver</b>	0	3516	2785	0	0	0	3435
<b>Maroon</b>	0	0	0	2831	3799	3464	1155
<b>Blue</b>	0	3475	3454	6022	9617	6317	7195
<b>Silver Blue</b>	0	0	3121	0	0	0	0
<b>Silver Pearl</b>	0	0	0	2552	2967	1952	0
<b>Green</b>	0	0	0	3782	2311	4293	4779
<b>Yellow</b>	0	0	0	1275	2339	2325	3133
<b>Bronze</b>	0	0	0	0	0	0	3374
<b>Leather Seats</b>							2429
<b>Power Windows</b>							7065

<b>Corvette Color Production Breakdown 1971-79</b>									
<b>Color</b>	<b>1969</b>	<b>1970</b>	<b>1971</b>	<b>1972</b>	<b>1975</b>	<b>1976</b>	<b>1977</b>	<b>1978</b>	<b>1979</b>
<b>Silver</b>	NA	NA	1177	1372	4710	6934	5518	3232	7331
<b>Sun Yellow</b>	NA	NA	1177	1543	2883	3389	2013	1243	2357
<b>White</b>	NA	NA	1875	2763	8007	10674	9408	4150	8629
<b>Red</b>	NA	NA	2180	2478	3355	4590	4057	2074	6707
<b>Blue</b>	NA	NA	3882	4815	4137	3268	5967	1960	3203
<b>Green</b>	NA	NA	3445	4200	1664	2038			2426
<b>Orange</b>	NA	NA	2269	4891	3030	4073	4012		
<b>Gray</b>	NA	NA	1591	2346					
<b>Bonnet Yellow</b>	NA	NA	3706	2550					
<b>Dark Red</b>	NA	NA			3342	4182	3434	2121	
<b>Beige</b>	NA	NA			3403	2954	4588	1686	2951
<b>Dark Brown</b>	NA	NA				4447		1991	4053
<b>Dark Blue</b>	NA	NA					4065	2084	5670
<b>Black</b>	NA	NA					6070	11075	10465
<b>Leather Seats</b>	3729	3191	2602	8709					
<b>Power windows</b>	9816	4813	6192	9495					
<b>Air Conditioning</b>	11959	6659	11481	17011					
<b>427 390hp L36</b>	10531	0	0	0					
<b>L46 350 350hp</b>	12846	4910	0	0					
<b>L68 427/400hp</b>	2072	0	0	0					
<b>L71 427/435hp</b>	2722	0	0	0					
<b>L88 427/430hp</b>	116	0	0	0					
<b>L89 (L71) w/Alum. Heads</b>	390	0	0	0					
<b>LS5 454/390hp</b>	0	4473	5097	3913					
<b>LT1 350/370hp</b>	0	1287	1949	1741					
<b>LS6 454/425hp</b>	0	0	188	0					
<b>ZR1 330hp</b>	0	0	8	20					
<b>ZR2 425hp</b>	0	0	12	0					
<b>LS4 454/275hp</b>	0	0	0	0					
<b>L82 350/250hp</b>	0	0	0	0					

Color	1980	1981	1982	1984	1985
White	7780	6387	2975	6417	4455
Silver	4341	2590	711	3109	1752
Black	7250	4712	2357	7906	7603
Dark Blue	4135	2522	562	1822	2041
Dark Brown	2300				
Yellow	2077				
Dark Green	844				
Beige	3070	3842			
Dark Claret	3451	1092	853		
Maroon Metallic		1618			
Bronze				3823	2470
Gray				3147	2519
Silver Green			723		
Silver Beige			6759		
Silver Blue			1124		
Gold			648	2430	1411
Bright Blue			567	1196	
Red	5714	4310	2155	12942	10424
Charcoal Met		3485	1093		

Color	1986	1987	1988	1989	1990	1991
Silver	1209	767	385			
Gray	1603	1035	644	225		
Dark Blue			1675	1931		
Blue	128	2677	1148	1428	474	1038
Yellow	1464	1051	578		278	650
White	4176	3097	3620	5426	4872	4305
Black	5464	5101	3420	4855	4759	3909
Gold	777	397				
Silver Beige	1383	950				
Copper	4	87				
Brown	488	245				
Dark Red	5002	5578	2878	3409	2353	1311
Charcoal			1046	1440	878	417
White/Black			2050			
Green					1674	1230
Turquoise					589	1621
Steel Blue					813	835
Bright Red	9466	8285	5340	7663	6956	5318

Corvette Color Production Breakdown 1992-98							
	1992	1993	1994	1995	1996	1997	1998
White	4101	3031	4066		3210	1341	4637
Green	1995	2189	3534		2414	155	223
Silver					5412	2164	4637
Blue	1043	683	1584		1000	292	1098
Black	3209	2684	4136		3917	2393	6597
Torch Red	4466	3172	5073		4418	3026	8767
Yellow	678	517	834		488		
Purple					320		1163

<b>Aqua</b>	1953	1305	1209		357		
<b>Light Red</b>						381	
<b>Dark Red</b>		325	1511				
<b>Black Rose</b>	1886	935	1267				
<b>Ruby Red</b>		6749					
<b>Aztec Gold</b>							15
<b>Amethyst Metallic</b>							381
<b>Navy Blue</b>							14
<b>Toreador Red</b>							1567
<b>Pewter Metallic</b>							3276
<b>Copper</b>			116				

U.S. Sales      2003 – 27,974    2004 – 35,276    2005 – 32,489

**El Camino**    1959 – 22,246    1960 – 14,163    1964 - 36,615  
 1965 - 36,316    1966 - 35,119    1967 - 34,830  
 1968 - 41,791    1969 - 48,385    1970 - 47,707  
 1971 - 41,606    1972 - 57,147    1973 - 64,987  
 1974 - 51,223    1975 - 33,620    1976 - 44,890  
 1977 - 54,321    1978 - 54,236    1979 – 58,008  
 1980 – 40,932    1981 – 36,711    1982 – 22,732  
 1983 – 24,010    1984 – 22,997    1985 – 21,816  
 1986 – 21,508    1987 – 13,743    1988 – 420  
 All – 982,129



1971 Chevrolet El Camino

1966:    L35 396 - 1,865    1967 - 2,565  
  
 SS:      1968 - 5,190      1974 – 4,543  
           1975 – 3,521      1976 – 5,163  
           1977 – 5,226      1978 – 12,027  
           1983 – 587        1984 – 1,309  
           1985 – 1,198      1986 – 995  
           1987 – 861



1986 Chevrolet El Camino SS

<b>Chevrolet El Camino Production Breakdown 1964-72</b>				
	<b>Std L6</b>	<b>Std V8</b>	<b>Custom L6</b>	<b>Custom V8</b>
<b>1964</b>	4430	4500	3042	20576
<b>1965</b>	4392	5935	2367	22030
<b>1966</b>	3424	5897	1461	24337
<b>1967</b>	2963	5387	1098	25382
<b>1968</b>	2757	6082	1072	26690
<b>1969</b>	2193	6407	785	39000
<b>1970</b>	1303	5137	539	40728
<b>1971</b>	1058	4506	0	36042
<b>1972</b>	1307	5481	0	50359

**Equinox**                      U.S. Sales:                      2004 – 84,024    2005 – 130,542

**Express**                      U.S. Sales:  
    Sportvan                      1999 – 13,214    2000 – 14,502    2001 – 14,406  
                                         2002 – 14,707    2003 – 16,023    2004 – 18,692

	2005 – 19,510		
Panel/G Van	1999 – 77,220	2000 – 78,330	2001 – 66,712
	2002 – 65,512	2003 – 69,857	2004 – 74,538
	2005 – 88,522		
Cutaway	1999 – 15,407	2000 – 20,400	2001 – 16,896
	2002 – 20,764	2003 – 18,854	2004 – 21,332
	2005 – 19,553		

**Fleetmaster**

1947 “woodgrain” wagon – 4,912                      1948 “woodgrain” wagon – 10,171

**HHR**

U.S. Sales:                      2005 – 41,011

**Impala**

Chevrolet Impala Production Breakdown 1971-1976						
	1971	1972	1973	1974	1975	1976
<b>Base Coupe</b>	53891	52692	42979	50036	21333	0
<b>4-door Sedan</b>	136940	184596	190536	133164	91330	86057
<b>Hardtop/Sport Sedan</b>	140300	170304	139143	76492	47125	39849
<b>Convertible</b>	4576	6456	0	0	0	0
<b>Custom Coupe</b>	139437	183483	176824	98062	49455	43219
<b>2S Wagon</b>	0	0	46940	23455	17998	19657
<b>3S Wagon</b>	0	0	43664	23259	19445	21329
<b>Landau Coupe</b>	0	0	0	0	2465	10841
<b>S Sport Sedan</b>	0	0	0	0	0	18265
<b>Total</b>	475144	597531	640086	404468	249151	239217

Chevrolet Impala Production Breakdown 1977-1985						
	1977	1978	1979	1980	1981	1982
<b>Custom Coupe</b>	55347	0	0	0	0	0
<b>Landau Coupe</b>	2745	4652	3247	0	0	0
<b>4-door Sedan</b>	196824	183161	172717	70801	60090	47780
<b>2S Wagon</b>	37108	40423	39644	11203	11345	10654
<b>3S Wagon</b>	28255	28518	28710	6767	8462	6245
<b>Base Coupe</b>	0	33990	26589	10756	6067	0
<b>Total</b>	320279	290744	270907	99527	85964	64679
Other Statistics:						
1983 4-door Sedan – 45,154						
1984 4-door Sedan – 55,296						
1985 4-door Sedan – 53,438						

SS 427: 1967 - 2,124      1968 - 1,778      1969 - 2,455  
 Convertible (base):      1965 - 72,760 (incl. ss)      1967 (incl. ss) - 29,937      1968 - 24,730  
    1969 - 14,415      1970 - 9,562  
 SS Convertible:      1965 - 27,842      1966 - 15,872      1967 - 9,545  
 SS:      1963 - 153,271      1964 - 185,325      1965 - 243,114      1966 - 119,314      1967 - 76,055  
    1968 - 38,210      1969 - 2,425      (1963-69 incl. ragtops)  
 1961 w/409-cid V8 - 142      1961 w/base engine - 453      1962 w/409-cid V8 - 15,091  
 1964 w/409 V-8 (incl. base) - 8,684      1967 Hardtop SS - 66,510      1969 SS427/390 Conv - est. 250

U.S. Sales:      1999 – 81,247      2000 – 174,358      2001 – 208,395      2002 – 198,918

2003 – 267,882 2004 – 290,259 2005 – 246,481

Impala SS Production by Color 1994-96				
Year	Black	Cherry	Green	Total
1994	6303			6303
1995	9858	7134	4442	21434
1996	19085	12180	10676	41941
<b>Total</b>	<b>35246</b>	<b>19314</b>	<b>15118</b>	<b>69678</b>

**Ipanema**

Brazil Built 1998 – 497

**Laguna S3**

1975 1/2 - 6,714 1976 - 9,100

**Lumina**

Euro 1990: 4-door - 86,924 2-door - 33,703  
 Base Coupe: 1990 – 10,209  
 Base Sedan: 1990 – 86,924  
 Z34 Coupe: 1991 – 36,345 1992 – 38,037 1993 – 30,166 1994 – 4,224  
 1991 – 230,073\* 1992 – 257,270 1993 – 234,398 1994 – 86,626 1995 – 213,540  
 • Estimated  
U.S. Sales: 1997 – 228,451 1998 – 177,631 1999 – 97,607 2000 – 46,573  
 2001 – 17,649 2002 – 35 2003 – 15  
Minivan U.S. Sales: 1996 – 27,442

**Luv**

1972 - 21,098 1973 - 18,771  
 CYP Sales: 1974 - 39,422 1975 - 30,328 1976 - 45,670 1977 - 67,539

**Malibu**

Chevrolet Malibu Production Breakdown 1978-1983						
	1978	1979	1980	1981	1982	1983
<b>4-door Sedan</b>	44426	59674	67696	60643	0	0
<b>2-door Coupe</b>	27089	41848	28425	15834	0	0
<b>5-door Wagon</b>	30850	50344	30794	29387	0	0
<b>Classic 4-door Sedan</b>	102967	104222	77938	80908	70793	61534
<b>Classic Coupe</b>	60992	60751	28425	14255	0	0
<b>Classic Landau Coupe</b>	29160	25213	9342	4622	0	0
<b>Classic 5-door Wagon</b>	63152	70095	35730	36798	45332	55892
<b>Total</b>	<b>358636</b>	<b>412147</b>	<b>278350</b>	<b>242447</b>	<b>116125</b>	<b>117426</b>
Other Statistics:						
1979 with power sky roof – 849						
1979 with F-41 – 8,300						
1979 with MM4 Transmission – 1,903						
1980 with 4-speed transmission – 202						

Convertible: 1971 - 5,089 1972 - 4,853  
U.S. Sales: 1997 – 164,654 1998 – 223,703 1999 – 218,540 2000 – 207,376  
 2001 – 176,583 2002 – 169,377 2003 – 122,771 2004 – 179,806  
 2005 – 203,503

**Metro**

U.S. Sales: 1996 – 88,773 1997 – 55,629 1998 – 28,515 1999 – 31,989  
 2000 – 33,878 2001 – 6,515 2002 – 13

**Monte Carlo**

**Chevrolet MonteCarlo Production Chart**



Year	Base	Landau	SS	S/LS
1970	130657			
1971	128600			
1972	180619			
1973	4960	107770		177963
1974		127344		184873
1975		110380		148529
1976		161902		191370
1977		186711		224327
1978	216730	141461		
1979	225073	91850		
1980	116580	32262		
1981	149659	38191		
1982	92392			
1983	91605		4714	
1984	112730		24050	
1985	83573		35484	
1986	50418		41164	27428
1987				72993
1988			16204	13970

**Special Editions/Other Models:**

2003 Jeff Gordon Edition – 2,424
2002 Pace Car Edition – 1,150
2002 Dale Earnhardt Edition – 3,333
Brickyard 400 Edition 2001 – 100
2001 Pace Car Edition – 1,500
2000 Pace Car Edition – 2,222
Brickyard 400 Edition 1995 – 400
1979 Coupe with removable glass roof – 10,764
1980 Coupe with removable glass roof – 7,281
1980 Coupe with Turbo Engine – 13,839
1971 Coupe with 402-cid and 4-speed transmission – 147
SS Model in Blue 1983 – 475
SS AeroCoupe - 1986 – 200 1987 – 6,052
SS 454 Coupe: 1970 – 3,823 1971 – 1,919



1972 Chevrolet Monte Carlo



1985 Monte Carlo SS

U.S. Sales:

1997 – 71,543	1998 – 64,022	1999 – 68,309	2000 – 66,364	2001 – 72,596
2002 – 64,771	2003 – 66,976	2004 – 57,679	2005 – 33,562	

**Monza**

Monza Production Breakdown						
	1975	1976	1977	1978	1979	1980
<b>Towne Coupe</b>	69238	46735	34133			

<b>S Hatchback</b>	9795			2326		
<b>2+2 Hatchback</b>	57170	34170	39215	36227	56871	53415
<b>Spyder Package</b>		2333	7089		9679	7589
<b>V-8</b>				9478		
<b>Base Wagon</b>				24255	15190	
<b>Estate Wagon</b>				2478		
<b>Base Coupe</b>				37878	61110	95469
<b>Sport Coupe</b>				6823		
<b>R07 2+2 Hatchback</b>				28845	30862	20534

*Note 1977 Spyder figures are also included in 2+2 Hatchback*

Colombia-Built 1998 CYP – 4,990

**Nova**

<b>Chevrolet Nova Production Table 1971-74</b>				
	<b>1971</b>	<b>1972</b>	<b>1973</b>	<b>1974</b>
<b>2-door 6-cyl</b>	65891	96740	54140	87399
<b>2-door V8</b>	77344	163475	81679	72558
<b>4-door 6-cyl</b>	29037	43029	27440	42105
<b>4-door V8</b>	22606	46489	32843	32017
<b>Hatchback 6-cyl</b>	0	0	11005	13722
<b>Hatchback V8</b>	0	0	33949	20627
<b>Custom Hatchback 6-cyl</b>	0	0	3172	9631
<b>Custom Hatchback V8</b>	0	0	42886	36653
<b>Custom Coupe 6-cyl</b>	0	0	6336	11115
<b>Custom Coupe V8</b>	0	0	52042	39912
<b>Custom 4-door 6-cyl</b>	0	0	4344	7458
<b>Custom 4-door V8</b>	0	0	19673	17340
<b>Total</b>	194878	349733	369509	390537
Other Statistics:				
1967-69 Yenko 427-cid – 37 (est. 2 still exist)				
1968 SS 396-cid with 350bhp – 234				
1968 SS 396-cid with 375bhp – 667				
1969 SS 396-cid with 350bhp – 1,947				
1969 SS 396-cid with 375bhp – 5,262				
1969 SS – 17,564				
1970 SS – 19,558				
1970 Yenko LT-1 Deuce – 175				
1971 SS – 7,015				
1971 Rally – 7,700				
1972 SS – 12,309				
1973 SS – 35,542				
1974 SS – 21,419				

<b>Chevrolet Nova Production Table 1975-79</b>					
	<b>1975</b>	<b>1976</b>	<b>1977</b>	<b>1978</b>	<b>1979</b>
<b>Hatchback Coupe 6-cyl</b>	7952	10853	18048	12665	4819
<b>Hatchback Coupe V8</b>	8421	7865			
<b>Coupe 6-cyl</b>	48103	87438	132833	101858	36800
<b>Coupe V8</b>	33921	44421			
<b>S Coupe 6-cyl</b>	16655	0	0	0	0
<b>S Coupe V8</b>	5070	0	0	0	0

<b>4-door Sedan 6-cyl</b>	43760	86600	141028	132158	40883
<b>4-door Sedan V8</b>	22587	37167			
<b>Custom Hatchback 6-cyl</b>	3812	2088	5481	0	0
<b>Custom Hatchback V8</b>	11438	5486		0	0
<b>Custom Coupe 6-cyl</b>	7214	6568	28602	23953	7529
<b>Custom Coupe V8</b>	19074	15730			
<b>LN Coupe 6-cyl</b>	1138	0	0	0	0
<b>LN Coupe V8</b>	11395	0	0	0	0
<b>Custom 4-door 6-cyl</b>	8959	10151	39272	26475	7690
<b>Custom 4-door V8</b>	13221	20360			
<b>LN Sedan 6-cyl</b>	1286	0	0	0	0
<b>LN Sedan V8</b>	8976	0	0	0	0
<b>Total</b>	272982	334727	365264	297109	97721
<i>* Note 1976-77 Custom were labelled "Concours"</i>					
Other Statistics:					
1975 SS – 9,067					
1976 SS – 7,416					
1979 Rally – 2,299					
1979 with F41 sport suspension – 792					
1979 with 4-speed Manual Transmission – 616					

<b>Chevrolet Nova Option Production Breakdown 1968-1971</b>				
	<b>1968</b>	<b>1969</b>	<b>1970</b>	<b>1971</b>
<b>Front bucket seats</b>	7320	11485	NA	6399
<b>Soft trim roof cover</b>	18214	46336	NA	37555
<b>Headlamp Washer</b>	NA	93	NA	NA
<b>Rear Window Defroster</b>	3696	6165	NA	9456
<b>Air Conditioning</b>	14851	28939	45139	49257
<b>F40 Suspension</b>	10034	9313	NA	15238
<b>F41 Suspension</b>	176	2608	NA	1370
<b>250-cid In-line 6 cyl</b>	60402	68509	NA	96756
<b>327-cid V8 Engine</b>	2483	NA	NA	NA
<b>350-cid V8 engine</b>	NA	2207	NA	NA
<b>L34 396-cid V8 Engine</b>	234	1947	1802	NA
<b>L48 350-cid V8 Engine</b>	4670	10356	13991	7016
<b>L65 350-cid V8 Engine</b>	NA	5922	20838	18273
<b>L78 396-cid V8 Engine</b>	667	5262	3765	NA
<b>L79 327-cid V8 Engine</b>	1274	NA	NA	NA
<b>M13 3-speed Manual</b>	317	NA	NA	NA
<b>M15 3-speed Manual</b>	39816	32938	49971	31676
<b>M20 4-speed manual</b>	5399	10036	13198	3950
<b>M21 4-speed Manual</b>	1495	3751	3448	NA
<b>TH350 3-speed Auto</b>	NA	27704	77608	71810
<b>TH400 3-speed Auto</b>	98	1411	1236	NA

<b>Chevrolet Nova Option Production Breakdown 1972-75</b>				
	<b>1972</b>	<b>1973</b>	<b>1974</b>	<b>1975</b>
<b>Bucket Seats</b>	24607	45433	27923	13761
<b>Vinyl Roof</b>	NA	27225	29679	NA
<b>Cabriolet Roof</b>	NA	NA	NA	5039
<b>Skyroof</b>	NA	3259	NA	NA
<b>350-cid V8 Engine</b>	NA	NA	14800	15290
<b>262-cid V8 Engine</b>	NA	NA	NA	62800

<b>250-cid L6 Engine</b>	139769	106437	171116	138879
<b>L48 350-cid V8 Engine</b>	12309	16238	14597	NA
<b>L65 350-cid V8 Engine</b>	68252	104036	189705	56013
<b>L90 250-cid L6 Engine</b>	NA	NA	314	NA
<b>M11 Floor Shifter</b>	29974	17712	13708	5557
<b>M15 3-speed Manual</b>	51140	37613	44322	21024
<b>M20 4-speed Manual</b>	5840	8140	4667	2492
<b>TH350 3-speed Auto</b>	151841	245562	341547	249466
<b>M35 Powerglide Trans.</b>	140912	78194	NA	NA
<b>White Skyroof</b>	1050	NA	NA	NA
<b>Black Skyroof</b>	3075	NA	NA	NA
<b>Blue Skyroof</b>	164	NA	NA	NA
<b>Pewter Skyroof</b>	202	NA	NA	NA
<b>Covert Skyroof</b>	1424	NA	NA	NA
<b>Tan Skyroof</b>	353	NA	NA	NA
<b>Rally Package</b>	33319	NA	NA	NA
<b>Spirit of America Package</b>	NA	NA	14463	NA
<b>White sports striping</b>	NA	NA	NA	263
<b>11L Antique White</b>	NA	NA	NA	1091
<b>White Vinyl Roof</b>	NA	NA	NA	8992
<b>11U Antique White</b>	NA	NA	NA	1876
<b>Silver Sports Striping</b>	NA	NA	NA	9
<b>13L Silver</b>	NA	NA	NA	1573
<b>Silver Vinyl Roof</b>	NA	NA	NA	1535
<b>13U Silver</b>	NA	NA	NA	1403
<b>15L Light Grey</b>	NA	NA	NA	305
<b>15U Light Grey</b>	NA	NA	NA	276
<b><u>YEAR</u></b>	<b>1972</b>	<b>1973</b>	<b>1974</b>	<b>1975</b>
<b>Black Sports Striping</b>	NA	NA	NA	213
<b>Black</b>	NA	NA	NA	6168
<b>Black Vinyl Roof</b>	NA	NA	NA	6271
<b>24L Medium Blue</b>	NA	NA	NA	5461
<b>24U Medium Blue</b>	NA	NA	NA	2080
<b>Bright blue metallic/white</b>	NA	NA	NA	4554
<b>Bright Blue Metallic</b>	NA	NA	NA	2039
<b>Dark Blue Vinyl Roof</b>	NA	NA	NA	5035
<b>29L Midnight Blue Met.</b>	NA	NA	NA	1468
<b>29U Midnight Blue Met.</b>	NA	NA	NA	583
<b>44L Medium Green</b>	NA	NA	NA	2272
<b>Medium Green Vinyl Roof</b>	NA	NA	NA	1034
<b>44U Medium Green</b>	NA	NA	NA	830
<b>Dark Green Met/White</b>	NA	NA	NA	1620
<b>Dark Green Me tallic</b>	NA	NA	NA	808
<b>50L Cream beige</b>	NA	NA	NA	1462
<b>50U Cream beige</b>	NA	NA	NA	1710
<b>51L Bright yellow</b>	NA	NA	NA	1012
<b>51U Bright Yellow</b>	NA	NA	NA	904
<b>Gold Sports striping</b>	NA	NA	NA	53
<b>Sandstone/cream beige</b>	NA	NA	NA	2704
<b>Sandstone Vinyl Roof</b>	NA	NA	NA	7091
<b>55U Sandstone</b>	NA	NA	NA	828
<b>58L Dark Sandstone Met.</b>	NA	NA	NA	4671
<b>58U Dark Sandstone Met.</b>	NA	NA	NA	1269

<b>Dark Saddle</b>	NA	NA	NA	4460
<b>63L Light Saddle Met.</b>	NA	NA	NA	1179
<b>63U Light Saddle Met.</b>	NA	NA	NA	1137
<b>Medium Orange/White</b>	NA	NA	NA	3637
<b>Medium Orange Metallic</b>	NA	NA	NA	1478
<b>Dark Brown Vinyl Roof</b>	NA	NA	NA	1838
<b>74L Dark Red Metallic</b>	NA	NA	NA	2386
<b>Dark Red Vinyl Roof</b>	NA	NA	NA	4478
<b>74U Dark Red Metallic</b>	NA	NA	NA	1158
<b>Red Sports Striping</b>	NA	NA	NA	59
<b>75L Light Red</b>	NA	NA	NA	2467
<b>75U Light Red</b>	NA	NA	NA	1166
<b>Red Vinyl Roof</b>	NA	NA	NA	289
<b>Black Vinyl Interior</b>	76338	54025	12910	NA

<b>Chevrolet Nova Option Production Breakdown 1976-79</b>				
	<b>1976</b>	<b>1977</b>	<b>1978</b>	<b>1979</b>
<b>Rear Quarter Cabrio Roof</b>	16686	13186	9352	3469
<b>305-cid 2-bbl V8 Engine</b>	116000	151659	92184	NA
<b>350-cid V8 Engine LM1</b>	15030	10902	7646	NA
<b>250-cid L6 Engine L22</b>	203698	202703	188279	NA
<b>3-speed manual MM3</b>	NA	NA	12032	3055
<b>4-speed manual MM4</b>	NA	NA	3070	616
<b>Floor shift Control</b>	5056	5158	NA	NA
<b>M15 3-speed manual</b>	20893	20264	NA	NA
<b>M20 4-speed manual</b>	2317	1934	NA	NA
<b>TH200 3-speed Auto M29</b>	121267	40620	NA	NA
<b>TH350 3-speed Auto M38</b>	190251	302446	273007	94050
<b>Super Sport Package</b>	7416	0	0	0
<b>Rally Package</b>	0	6901	6903	2299
<b>Medalist Package</b>	5489	NA	NA	NA
<b>Antique White Exterior</b>	NA	29454	24109	NA
<b>White Vinyl Roof</b>	11912	8992	4283	NA
<b>Silver 13L</b>	43368	41649	NA	NA
<b>Silver Vinyl Roof</b>	3220	3292	NA	NA
<b>Silver 15L</b>	NA	NA	29388	NA
<b>Silver Vinyl Roof 15T</b>	NA	NA	1484	NA
<b>Black 19L</b>	5885	7966	6246	NA
<b>Black Vinyl Roof</b>	5551	4751	1764	NA
<b>Light Blue Met. 22L</b>	NA	48847	47831	NA
<b>Light Blue Vinyl Roof</b>	NA	3354	2537	NA
<b>Medium Blue 24L</b>	NA	NA	19091	NA
<b>Blue Vinyl Bucket Seats</b>	NA	66115	43867	NA
<b>Light Blue Metallic 28L</b>	46404	NA	NA	NA
<b>Dark Blue Metallic 35L</b>	23857	NA	NA	NA
<b>Firethorn Metallic 36L</b>	39660	42891	NA	NA
<b>Firethorn Vinyl Roof</b>	6604	4926	NA	NA
<b>Mahogany Metallic</b>	24853	NA	NA	NA
<b>Mahogany Vinyl Roof</b>	2176	NA	NA	NA
<b>Aqua Metallic 38L</b>	NA	14246	NA	NA
<b>Lime Green Metallic 40L</b>	11722	NA	NA	NA
<b>Medium Green 44L</b>	NA	18282	17061	NA
<b>Green Vinyl Bench Seat</b>	NA	NA	5766	NA

<b>Medium Green Vinyl Roof</b>	NA	916	1741	NA
<b>Dark Blue-green Met. 48L</b>	NA	NA	12786	NA
<b>Dark Green Metallic 49L</b>	10334	NA	NA	NA
<b>Cream Beige 50L</b>	27979	NA	NA	NA
<b>Bright Yellow 51L</b>	10582	6443	5123	NA
<b>Gold Metallic 53L</b>	5489	NA	NA	NA
<b>Light Saddle Met. 63L</b>	NA	33705	31200	NA
<b>Medium Saddle Met. 67L</b>	27093	NA	NA	NA
<b>Dark Brown Metallic 69L</b>	NA	35471	25929	NA
<b>Light Red 75L</b>	NA	11354	9199	NA
<b>Medium Orange 78L</b>	12448	NA	NA	NA
<b>Carmine Metallic 77L</b>	NA	NA	25431	NA

Toyota-NUMMI Generation:

1988 Twin Cam - 3,300  
 1985 1/2 - 27,945      1986 4-door - 124,961      1986 Hatchback - 42,788  
 1987 4-door - 123,782      1987 Hatchback - 26,224      1988 4-door - 87,263  
 1988 Hatchback - 18,570

<b>Omega</b>	Brazil CYP:	1996 - 10,443	1997 est - 10,978		
<b>Prizm</b>	<u>U.S. Sales:</u>	1996 – 72,288 2000 – 52,116	1997 – 62,992 2001 – 45,894	1998 – 49,552 2002 – 14,297	1999 – 44,246 2003 – 17
<b>S-10 Pickup</b>	SS: <u>U.S. Sales:</u>	1994 – 5,670 1996 – 190,178 2000 – 211,587	1995 – 1,619 1997 – 192,314 2001 – 162,181	1996 – 1,240 1998 – 228,093 2002 – 150,992	1997 – 1,459 1999 – 233,669
<b>SSR</b>	<u>U.S. Sales:</u>	2003 – 1,664	2004 – 9,648	2005 – 8,107	
<b>Suburban</b>	<u>U.S. Sales:</u>	1996 – 94,010 1998 – 108,933 2000 – 133,123 2002 – 151,056 2004 – 119,545	1997 – 99,068 1999 – 138,977 2001 – 154,782 2003 – 135,222 2005 – 87,011		
<b>Tahoe</b>	<u>U.S. Sales:</u>	1996 – 124,038 1998 – 133,235 2000 – 149,834 2002 – 209,767 2004 – 186,161	1997 – 124,125 1999 – 122,213 2001 – 202,319 2003 – 199,065 2005 – 152,305		
<b>Trail Blazer</b>	<u>U.S. Sales:</u>	2001 – 115,103 2005 – 244,150	2002 – 249,568	2003 – 261,334	2004 – 283,484
<b>Tracker</b>	<u>U.S. Sales:</u>	1996 – 47,188 2000 – 48,020 2004 – 14,898	1997 – 33,354 2001 – 52,368 2005 – 474	1998 – 20,296 2002 – 42,212	1999 – 40,024 2003 – 35,123
<b>Uplander</b>	<u>U.S. Sales:</u>	2004 – 3,948	2005 – 72,980		
<b>Vectra</b>	Brazil CYP:	1996 - 50,379	1997 est - 65,206		



2004 Chevrolet SSR

**Vega**



**Cirrus** 1995 – 61,407 1996 – 43,367 1997 – 27,913  
 1998 – 37,290  
U.S. Sales: 1997 – 31,549  
 1998 – 38,504  
 1999 – 31,859  
 2000 – 38,086 2001 - 371

*1932 Chrysler CL LeBaron Convertible*

**Concorde** 1994 – 70,181 1995 – 51,306 1996 – 49,994 1997 – 50,913 1998 – 46,535  
U.S. Sales: 1994 – 63,714 1997 – 38,772 1998 – 64,912 1999 – 59,855  
 2000 – 50,206 2001 – 32,331 2002 – 31,611 2003 – 28,519  
 2004 – 4,223

**Cordoba**  
 (Base): 1976 - 167,618 1977 - 163,138 1978 - 108,054 1979 - 73,195 1980 - 26,333  
 1981 - 12,978 1982 - 11,762 1983 - 13,471

LS: 1981 - 7,315 1982 - 3,316

Corinthian Crown Edition: 1980 - 2,069 1981 - 1,957

**Additional Statistics:**

- “300” 1979 - 3,811 (4,292 + 756 for Canadian market)
- 1979 w/Crown roof - 693
- Crown Special Edition 1980 - 305
- 1981 w/Cabriolet top - 998
- 1981 w/Cabriolet top & 2-tone paint - 334
- 1982 w/Cabriolet top - 1,612

**C300** 1955 - 1,725 (200 estimated in existence)

**Crossfire** U.S. Sales: 2003 – 4,021 2004 – 14,969  
 2005 – 14,665



*2003 ChryslerCrossfire*

**Crown** Imperial Sedan 1946-48 - 750 Limousine 1946-48 – 650

**Custom** Imperial Airflow Series CW: 1934 - 22 1935 - 32 1936 – 10

**E Class** 1983 - 39,258 1984 - 32,237

**Executive** Sedan: 1983 – 9 1984 - 196  
 Limousine: 1983 – 2 1984 - 594  
 1985 - 759 1986 – 138



*1985 Chrysler Limousine*

**Falcon** by DeSoto 1956 – 3

**Fifth Avenue** 1984 - 79,441 1985 - 109,971 1986 - 104,744 1987 - 70,579 1988 - 43,486  
 1989 - 17,454 1990 - 44,423 1991 - 40,892 1992 - 34,349 1993 - 29,805

**Ghia** GS-1: 1954 - 50 (estimated 5 exist)  
 Special by Ghia 1952 - 2

**Imperial** 1990 - 14,968 1991 - 10,146  
 1992 - 7,069 1993 - 7,064



**Laser** (Base): 1984 - 33,976 1985 - 32,673 1986 - 21,123



XE: 1984 - 25,882    1985 - 18,193    1986 - 8,560  
 XT: 1986 - 6,989

1953 Chrysler Ghia Coupe

**LeBaron**

<b>Chrysler LeBaron Production Table 1977-81</b>					
	<b>1977</b>	<b>1978</b>	<b>1979</b>	<b>1980</b>	<b>1981</b>
<b>Coupe</b>	7280	16273	10987	8181	
<b>Sedan</b>	12600	22732	14297	8470	2136
<b>Medallion Coupe</b>	14444	37138	21762	10448	7635
<b>Medallion Sedan</b>	11776	44291	25041	13079	
<b>Town &amp; Country Wgn</b>	0	22256	19932	11100	3987
<b>Salon Coupe</b>	0	0	17637	18538	17485
<b>Salon Sedan</b>	0	0	18843	10762	
<b>Special Sedan</b>	0	0	0	3139	11890
<b>Special Coupe</b>	0	0	0	0	
<b>Total</b>	46100	142690	128499	83717	43133
Other Statistics:					
1980 Coupe w/LS Package – 948					
1980 Limited Coupe – 2,257					
1980 with Fifth Avenue Package – 654					

<b>Chrysler LeBaron Production Table 1982-86</b>					
	<b>1982</b>	<b>1983</b>	<b>1984</b>	<b>1985</b>	<b>1986</b>
<b>Coupe</b>	14295	18331	24963	24970	24761
<b>Sedan</b>	19619	30869	47664	43659	40116
<b>Convertible</b>	3045	2930	6828	9196	12578
<b>Medallion Coupe</b>	12856	0	0	0	0
<b>Medallion Sedan</b>	22915	0	0	0	0
<b>Medallion Convertible</b>	9780	0	0	0	0
<b>Town &amp; Country Wgn</b>	7809	10994	11578	7711	6493
<b>T &amp; C Convertible</b>	0	1520	1105	595	501
<b>Mark Cross Convertible</b>	0	5441	8275	6684	6905
<b>GTS Sport Sedan 5-door</b>	0	0	0	33176	42841
<b>GTS LS Sedan 5-door</b>	0	0	0	27607	0
<b>GTs Premium 5-door</b>	0	0	0	0	30716
<b>Total</b>	90319	70085	100413	153598	164911



1983 Chrysler LeBaron Town & Country Convertible

<b>Chrysler LeBaron Production Table 1987-91</b>					
	<b>1987</b>	<b>1988</b>	<b>1989</b>	<b>1990</b>	<b>1991</b>
<b>Coupe</b>	44124	38733	53504	20106	10771

<b>Premium Coupe</b>	31291	9938			
<b>Convertible</b>	8025	23150	37489	38928	29074
<b>Premium Convertible</b>	0	15037			
<b>Sedan</b>	54678	24452	0	27312	17752
<b>Town &amp; Country Wgn</b>	5880	2136	0	0	0
<b>GTS sport sedan 5-door</b>	23772	9607	5436	0	0
<b>GTS Premium 5-door</b>	15278	4604		0	0
<b>Total</b>	183048	127657	96429	86346	57597
Other Statistics:					
1988 GTC Convertible – 2,754					
1988 GTC Coupe – 2,943					
1989 GTC Convertible – 36,227					
1992: 4-door – 33,854 Coupe – 5,656 Convertible – 40,284					
1992 GTC 2.5L Turbo – 543 (81 Coupes, 462 Convertibles)					
1992 GTC 2.5L Turbo 5-speed – 260 (25 Coupes, 235 Convertibles)					
1992 GTC 2.5L Turbo Auto – 283 (56 Coupes, 227 Convertibles)					
1992 GTC 3.0L V6 – 3,624 (444 Coupes, 3,180 Convertibles)					
1992 GTC 3.0L V6 5-speed – 291 (59 Coupes, 232 Convertibles)					
1992 GTC 3.0L V6 Auto – 3,333 (385 Coupes, 2,948 Convertibles)					
1993: 4-door – 29,454 Coupe – 6,007 Convertible – 26,776					
1994: 4-door – 26,031 Convertible – 37,052					
1995: GTC Convertible – 35,760					

**LHS**

1994 – 44,739    1995 – 29,418    1996 – 34,900    1997 – 36,525

U.S. Sales:    1997 – 30,189    1998 – 16,753    1999 – 24,307    2000 – 20,982  
 2001 – 8,852    2002 - 552

**Newport**

<b>Chrysler Newport Production Table 1961-1966</b>						
	<b>1961</b>	<b>1962</b>	<b>1963</b>	<b>1964</b>	<b>1965</b>	<b>1966</b>
<b>Hardtop Coupe</b>	9405	11910	9809	10579	23655	37622
<b>4-door Sedan</b>	34370	54813	49067	55957	61054	74964
<b>Hardtop Sedan</b>	7789	8712	8437	9710	17062	24966
<b>Convertible</b>	2135	2051	2093	2176	3192	3085
<b>T &amp; C 6-Pass Wgn</b>	1832	3271	3618	3720	4683	9035
<b>T &amp; C 9-Pass Wgn</b>	1571	2363	2948	3041	3738	8567
<b>Town Sedan 6-Wdw</b>	0	0	0	0	12411	9432
<b>Total</b>	57102	83120	75972	85183	125795	167671

<b>Chrysler Newport Production Table 1967-1972</b>						
	<b>1967</b>	<b>1968</b>	<b>1969</b>	<b>1970</b>	<b>1971</b>	<b>1972</b>
<b>Hardtop Coupe</b>	26583	36768	33639	21664	13549	0
<b>Convertible</b>	2891	2847	2169	1124	0	0
<b>4-door Sedan</b>	48945	61436	55083	39285	24834	0
<b>Hardtop Sedan</b>	14247	20191	20608	16940	10800	0
<b>6-Pass Wagon</b>	7183	9908	0	0	0	0
<b>9-Pass Wagon</b>	7520	12233	0	0	0	0
<b>Custom HT Coupe</b>	14193	10341	10955	8639	5527	10326

<b>Custom 4-door Sdn</b>	23101	16915	18401	13767	11254	19278
<b>Custom HT Sedan</b>	12728	11460	15981	10873	10207	15457
<b>Royal HT Coupe</b>	0	0	0	0	8500	22622
<b>Royal 4-door Sedan</b>	0	0	0	0	19662	47437
<b>Royal HT Sedan</b>	0	0	0	0	5188	15185
<b>Total</b>	157391	182099	156836	112292	109521	130305
Other Statistics:						
1968 Convertible with Sportsgrain – 175						
1968 Coupe with Sportsgrain – 965						
1970 “Cordoba” Spring Special Hardtop Coupe – 1,868						

<b>Chrysler Newport Production Table 1973-1978</b>						
	<b>1973</b>	<b>1974</b>	<b>1975</b>	<b>1976</b>	<b>1977</b>	<b>1978</b>
<b>HT Coupe</b>	27456	13784	10485	6109	16227	8877
<b>4-door Sedan</b>	54147	26944	24339	16370	39424	0
<b>HT Sedan</b>	20175	8968	6846	5908	20738	30078
<b>Custom HT Coupe</b>	12293	7206	5831	6448	0	0
<b>Custom 4-door Sdn</b>	20092	10569	9623	11587	0	0
<b>Custom HT Sedan</b>	20050	9892	11626	9893	0	0
<b>Total</b>	154213	77363	68750	56315	76389	38955
Other Statistics:						
1979 4-door – 78,296						
1980 4-door – 15,061						
1981 4-door – 3,622						

**New Yorker**

Convertible:	1941 - 1,295	1942 - 401	1950 - 899	1951 - 1,386	1952 - 814
	1953 - 950	1954 - 724	1955 - 946	1956 - 921	1957 - 1,049
	1958 - 666	1959 - 286	1960 - 556	1961 - 576	
2-door Hardtop:	1957 - 8,863	1958 - 3,205	1959 - 2,434	1960 - 2,835	1961 - 2,541
2-door:	1976 - 9,748	1977 - 16,875	1978 - 9,624		
4-door Hardtop:	1957 - 10,948	1958 - 5,227	1959 - 4,805	1960 - 5,625	1961 - 5,862
	1962 - 6,646				
Turbo:	1988 - 8,805				
Salon:	1992 - 17,231	1993 - 22,323			
4-door:	1976 - 23,984	1977 - 45,252	1978 - 26,873	1979 - 43,636	1980 - 10,166
	1981 - 6,548	1982 - 50,509	1983 - 33,832	1984 - 60,501	1985 - 60,700
	1986 - 51,099	1987 - 68,279	1993 - 22,323	1994 - 34,283	1995 - 23,624
Fifth Avenue Package:		1979 - 16,113	1980 - 3,608	1981 - 3,747	
Fifth Avenue Special Edition:		1980 - 386	1981 - 347		
Fifth Avenue:	1983 - 83,501				
1988 Models: Landau - 47,400		Base - 23,568			

<b>Pacifica</b>	<u>U.S. Sales:</u>	2003 – 56,656	2004 – 92,363
		2005 – 85,557	

<b>Parade Phaeton</b>	1952 – 3
-----------------------	----------

<b>Prowler</b>	<u>U.S. Sales:</u>	2001 – 1,134	2002 – 1,328
		2003 – 516	

<b>PT Cruiser</b>	<u>U.S. Sales:</u>	2000 – 91,996	2001 – 144,717
		2002 – 138,260	2003 – 107,759



2004 – 115,955 2005 – 133,740

2002 Dream Cruiser (all in Inca Gold) – 5,500  
 2003 Dream Cruiser – 2,200  
 2004 Dream Cruiser – less than 2,000

2000 Chrysler PT Cruiser

**Sebring**

Coupe: 1995 – 20,560 1996 – 32,506 1997 – 33,097 1998 – 35,010  
 Convertible: 1996 – 47,809 1997 – 55,887 1998 – 50,814

Sales:

1996 – 52,674  
 1997 – 35,365 Coupes 53,054 Convertibles  
 1998 – 33,584 Coupes 51,342 Convertibles  
 1999 – 25,581 Coupes 51,750 Convertibles  
 2000 – 10,632 Sedans 12,870 Coupes  
 39,114 Convertibles  
 2001 Sedan – 56,616 16,601 Coupes  
 45,242 convertibles  
 2002 Sedan – 56,606 11,784 Coupes  
 43,977 convertibles  
 2003 – 100,109  
 2004 – 104,094  
 2005 – 90,294



1996 Chrysler Sebring Lxi Coupe

**TC by Maserati**

TC by Maserati Production by Powertrains					
Engine	Transmission	1989	1990	1991	Total
2.2 Turbo II	3-speed auto	3377			3377
3.0 V6	4-speed auto		1787	1635	3422
2.2 Maserati	5-speed manual	387	113	1	501
<b>Total</b>		3764	1900	1636	7300

TC Maserati Production by Exterior Color				
Exterior	1989	1990	1991	Total
White	1	477	528	1006
Cabernet	1454	0	0	1454
Red	1344	474	409	2227
Yellow	965	464	304	1743
Black	0	476	394	870
<b>Total</b>	3764	1900	1636	7300



1990 Chrysler TC by Maserati

TC Maserati Production by Interior Color				
Interior	1989	1990	1991	Total
Bordeaux	649	0	1	650
Ginger	3115	948	818	4881
Black	0	952	817	1769
<b>Total</b>	3764	1900	1636	7300

TC Maserati Production by Color, Engine, and Year								
Exterior	Interior	Engine	Emissions	Top	1989	1990	1991	Total
White	Bordeaux	Maserati	49 State	Black	1			1
White	Ginger	Turbo II	49 State	Black		1		1
White	Ginger	V6	California	Tan		52	83	135
White	Ginger	V6	49 State	Tan		172	228	400
White	Ginger	Maserati	California	Tan		3		3
White	Ginger	Maserati	49 State	Tan		10		10
White	Black	V6	California	Black		51	67	118
White	Black	V6	49 State	Black		173	150	323
White	Black	Maserati	California	Black		4		4
White	Black	Maserati	49 State	Black		11		11

TC Maserati Production by Color, Engine, and Year								
Exterior	Interior	Engine	Emissions	Top	1989	1990	1991	Total
Cabernet	Bordeaux	Turbo II	California	Black	176			176
Cabernet	Bordeaux	Turbo II	49 State	Black	405			405
Cabernet	Bordeaux	Maserati	California	Black	15			15
Cabernet	Bordeaux	Maserati	49 State	Black	53			53
Cabernet	Ginger	Turbo II	California	Black	157			157
Cabernet	Ginger	Turbo II	49 State	Black	307			307
Cabernet	Ginger	Turbo II	California	Tan	102			102
Cabernet	Ginger	Turbo II	49 State	Tan	158			158
Cabernet	Ginger	Maserati	California	Black	12			12
Cabernet	Ginger	Maserati	49 State	Black	40			40
Cabernet	Ginger	Maserati	California	Tan	6			6
Cabernet	Ginger	Maserati	49 State	Tan	23			23

TC Maserati Production by Color, Engine, and Year								
Exterior	Interior	Engine	Emissions	Top	1989	1990	1991	Total
Black	Black	V6	California	Black		51	64	115
Black	Black	V6	49 State	Black		169	155	324
Black	Black	Maserati	California	Black		4		4
Black	Black	Maserati	49 State	Black		11		11
Black	Ginger	V6	California	Black		27	44	71
Black	Ginger	V6	49 State	Black		153	104	257
Black	Ginger	V6	California	Tan		26		26
Black	Ginger	V6	49 State	Tan		21	27	48
Black	Ginger	Maserati	California	Black		2		2
Black	Ginger	Maserati	49 State	Black		6		6
Black	Ginger	Maserati	California	Tan		1		1
Black	Ginger	Maserati	49 State	Tan		5		5

TC Maserati Production by Color, Engine, and Year								
Exterior	Interior	Engine	Emissions	Top	1989	1990	1991	Total
Yellow	Ginger	Turbo II	California	Black	156			156
Yellow	Ginger	Turbo II	49 State	Black	378			378
Yellow	Ginger	Turbo II	California	Tan	111			111
Yellow	Ginger	Turbo II	49 State	Tan	185			185
Yellow	Ginger	V6	California	Tan		51	36	87
Yellow	Ginger	V6	49 State	Tan		171	105	276
Yellow	Ginger	Maserati	California	Black	18			18
Yellow	Ginger	Maserati	49 State	Black	56			56
Yellow	Ginger	Maserati	California	Tan	11	3		14
Yellow	Ginger	Maserati	49 State	Tan	50	10		60
Yellow	Black	Maserati	California	Black		4		4
Yellow	Black	Maserati	49 State	Black		11		11
Yellow	Black	V6	California	Black		50	34	84
Yellow	Black	V6	49 State	Black		174	129	303

TC Maserati Production by Color, Engine, and Year								
Exterior	Interior	Engine	Emissions	Top	1989	1990	1991	Total
Red	Ginger	Turbo II	California	Black	406			406
Red	Ginger	Turbo II	49 State	Black	375			375
Red	Ginger	Turbo II	California	Tan	160			160
Red	Ginger	Turbo II	49 State	Tan	300			300
Red	Ginger	Maserati	California	Black	17			17
Red	Ginger	Maserati	49 State	Black	61			61
Red	Ginger	Maserati	California	Tan	8	3		11
Red	Ginger	Maserati	49 State	Tan	17	10		27
Red	Ginger	V6	California	Tan		51	53	104
Red	Ginger	V6	49 State	Tan		171	138	309
Red	Black	V6	California	Black		50	59	109
Red	Black	V6	49 State	Black		174	159	333
Red	Black	Maserati	California	Black		4		4
Red	Black	Maserati	49 State	Black		11		11

**Town & Country**

1946 6-cyl sdn - 124      1946 8-cyl sdn - 100      1946 8-cyl conv - 1,935  
 1947 6-cyl sdn - 2,651      1947 8-cyl conv - 3,136  
 1948 6-cyl sdn - 1,175      1948 8-cyl conv - 3,309  
 1949 conv - 1,000      1950 Newport - 700

**Mini van**

CYP:                      1994 - 39,480      1995 - 47,918  
U.S. Sales:            1994 - 35,103      1995 - 50,733      1997 - 76,653      1998 - 71,981  
                                  1999 - 71,957      2000 - 99,252      2001 - 142,902      2002 - 126,378  
                                  2003 - 120,767      2004 - 144,357      2005 - 180,759

**Turbine Car** 1963 - 50 (10 still exist)

**Voyager**      U.S. Sales:            2000 - 70,477      2001 - 45,105  
                                  2002 - 37,392      2003 - 20,333



1963 Chrysler Turbine Car

**Windsor** Town & Country Wagon:  
 1941 9p – 796  
 1941 6p – 200  
 1942 9p – 849  
 1942 6p – 150

**300**

Chrysler 300 Production Table				
Year	Convertible	2-door	4-door Sedan	HT Sedan
1962	1848	11341	1801	10030
1963	1535	9423	1625	9915
1964	1401	18379	2078	11460
1965	1418	11621	2353	12452
1966	2500	24103	0	20642
1967	1594	11556	0	8744
1968	2161	16953	0	15507
1969	1933	16075	0	14464
1970	1071	10084	0	9846
1971	0	7256	0	6683
<b>Total</b>	15461	136791	7857	119743
Other Statistics:				
1957 with Firepower package – 18				
1963 Pace Setter - Convertible - 1,861      Hardtop Coupe – 306				
1964 Silver Model - 255      1965 Hardtop Town Sedan 6-window - 2,187				
1970 300-Hurst Hardtop - 500 (plus 1 convertible)				
300-Letter Series				
Coupe: 1956 B - 1,102    1957 C - 1,918    1958 D - 618    1959 E - 550				
1960 F - 964    1961 G - 1,280    1962 H - 435    1963 J - 400				
1964 K - 3,022    1965 L - 2,405				
300-Letter Series				
Convertible: 1957 C - 484    1958 D - 191    1959 E - 140				
1960 F - 248    1961 G - 337    1962 H - 123				
1964 K - 625    1965 L - 440				

**300M/C**      U.S. Sales:    1998 – 30,765    1999 – 55,966    2000 – 50,682    2001 – 36,583  
 2002 – 32,375    2003 – 24,910    2004 – 112,930    2005 – 144,068

**South Africa Sales**

Jeep:            1997 – 981      1998 – 1,010  
 Neon:          1997 – 135      1998 – 129  
 Voyager:      1997 – 450      1998 – 585  
 Total:         1997 – 1,566    1998 – 1,724

**U.S. Sales**                    1998 – 307,841    1999 – 321,404    2000 – 484,297    2001 – 530,454  
                                   2002 – 480,263    2003 – 463,590    2004 – 588,891    2005 – 649,293

**Production**                    USA Cars:      1995 – 121,022

**Chrysler (Australia)**

**Charger R/T**                    All - 1,300

## Chrysler (Europe)

**160/180/2L** CYP: 1970 – 18,394 1971 – 61,593 1972 – 41,148 1973 – 48,671  
1974 – 21,382 1975 – 12,775 1976 – 5,686 Total – 209,649

---

## Cisitalia

**202** 1948-52 - 485 Gran Sport Coupe 1947-49 - 153 Gran Sport Cabriolet 1950-52 - 17

---

## Citroën

**Acadiane** 1986 – 248,395

**Ami** 6 1961-71 - 1,039,384 8 1969-79 - 800,775  
Ami 6 CYP:  
1961 - 19,010 1962 - 85,358 1963 - 106,224 1964 - 121,819 1965 - 158,067  
1966 - 180,085 1967 - 169,390 1968 - 145,101 1969 - 163,188\*  
\* Includes Ami 8  
Ami 8 CYP:  
1970 - 111,627 1971 - 88,464 1972 - 81,920\* 1973 - 53,940 1974 - 52,244  
1975 - 43,693 1976 - 38,634 1977 - 31,997 1978 - 18,157 1979 - 6,225  
\* Includes Ami Super  
Ami Super CYP: 1973 - 33,577 1974 - 4,650 1975 - 3,554  
Ami 6 Break: 1965 – 110,493 1966 – 136,322 1967 – 135,046 1968 – 115,746  
1969 – 46,107  
Ami 8 Break: 1970 – 54,254 1971 – 52,695

**AX** 1987-93 - 2,075,149

### **Baby Brousse**

CYP: 1968 - 495 1969 - 300 1970 - 660 1971 - 660 1972 - 2,025  
1973 - 1,125 1974 - 2,280 1975 - 2,280 1976 - 1,290 1977 - 1,830  
1978 - 3,360 1979 - 4,710 1980 - 2,940 1981 - 2,100 1982 - 1,080  
1983 - 600 1985 - 30 1987 – 30

**Berlingo** Argentina CYP: 1999 – 681

**Bijou** 1959-64 – 207

**BX** 1983-93 - 2,333,240  
16-valve: 1987 – 2,724 1988 – 4,703 1989 – 4,469 1990 – 1,914  
1991 – 1,231 1992 – 380 1993 – 4 Total – 15,440  
Mark I – 11,896 Mark II – 3,544

**CX** 1982-89 - 1,042,300  
CxAuto Prestige 1987 – est. 20 in U.S.A.

### **DS-Series**

- 1955-75 - 1,330,755
- by Chapron - 1,365
- non-Usine Chapron body - 289
- DS19: 1956 - 5,827 1957 - 19,587





- DS: 1960 - est. 79,000 *Citroen DS*
- |                                       |               |               |               |               |
|---------------------------------------|---------------|---------------|---------------|---------------|
| DS/ID Series (Sedan) :                | 1957 - 28,593 | 1958 - 52,466 | 1959 - 66,931 | 1960 - 74,625 |
|                                       | 1961 - 67,837 | 1962 - 73,357 | 1963 - 80,474 | 1964 - 73,293 |
|                                       | 1966 - 85,851 | 1967 - 87,482 | 1968 - 68,776 | 1969 - 82,218 |
|                                       | 1971 - 84,328 | 1972 - 92,483 | 1973 - 96,994 | 1974 - 40,039 |
| DS/ID Series (Safari):                | 1960 - 4,290  | 1961 - 4,880  | 1962 - 5,339  | 1963 - 6,501  |
|                                       | 1964 - 6,223  | 1965 - 6,222  | 1966 - 6,855  | 1967 - 7,211  |
|                                       | 1969 - 47     | 1970 - 40     | 1971 - 13     |               |
| DS/ID series (Convertible):           | 1960 - 1      | 1961 - 162    | 1962 - 209    | 1963 - 241    |
|                                       | 1964 - 184    | 1965 - 127    | 1966 - 124    | 1967 - 82     |
| ID/DS (built in Slough) 1961-66 – 266 |               |               |               |               |
| ID Normale 1960 – 390 (2 exist)       |               |               |               |               |

Citroen DS/ID Calendar Year Production Breakdown					
CYP	DS	ID	Break	Cabriolet	Total
1955	62	0	0	0	62
1956	9868	0	0	0	9868
1957	20873	5655	0	0	26528
1958	20419	28684	0	0	49103
1959	13853	44131	820	0	58804
1960	15932	51469	6196	4	73601
1961	23697	41059	4599	162	69517
1962	28241	41215	5156	212	74843
1963	35836	40400	6022	245	82503
1964	31630	39294	5975	184	77083
1965	35563	38571	5986	130	80250
1966	37574	21955	6904	136	66569
1967	39646	46359	7311	91	93407
1968	27730	54840	6547	95	89213
1969	26932	30260	6652	47	63891
1970	34088	61707	6383	40	102218
1971	26061	50969	6159	19	83208
1972	33628	52358	6240	0	92226
1973	23338	66850	6807	0	96995
1974	8374	25578	6087	0	40039
1975	379	393	75	0	847
<b>Total</b>	493724	741747	93919	1365	1330755

French ID Break Production Figures				
Year	ID19/20	ID21	ID23	Total
1959	820			820
1960	6196			6196
1961	4599			4599
1962	5156			5156
1963	6022			6022
1964	5975			5975
1965	4816	1170		5986
1966	3842	3062		6904
1967	4656	2655		7311
1968	4182	2365		6547
1969	4853	1799		6652
1970	4106	2277		6383



**Mehari** 1968-86 - 143,747  
 CYP: 1968 - 837 1969 - 12,624 1970 - 11,246 1971 - 10,175 1972 - 11,742  
 1973 - 12,567 1974 - 13,910 1975 - 8,920 1976 - 9,569 1977 - 9,645  
 1978 - 8,467 1979 - 8,995 1980 - 8,351 1981 - 4,833 1982 - 4,137  
 1983 - 3,349 1984 - 2,654 1985 - 1,882 1986 - 669 1987 - 381  
 4x4: 1979 - 181 1980 - 703 1981 - 97 1982 - 232  
 Portugal Production 1969-70 - 19,749

**Saxo**  
 France CYP: 1998 - 217,188 1999 - 237,575

**SM** 1970 - 868 1971 - 4,988 1972 - 4,036 1973 - 2,619 1974 - 273  
 1975 - 1 1970-75 - 12,920 Ligier 1974-75 - 135 4-door Chapron - 10  
 Chapron Convertible - 6 Chapron "Presidentielle" - 2 USA Sales - 2,037

**Traction Avant**  
 1934-57 4-cyl - 708,339 1934-57 6-cyl - 50,518 6H 1954-55 - 3,079

**Xantia** 1993-95 - 184,499  
 France CYP: 1998 - 133,380 1999 - 121,149

**XM** 5-door saloon 1989-93 - 256,790 Estate Wagon U.S. spec 1993 - 1  
 1993 in USA - 18  
 France CYP: 1995 - 17,799 1996 - 19,030est 1998 - 7,534 1999 - 6,992

**Xsara** France CYP: 1998 - 168,729 1999 - 157,749  
 Spain CYP: 1999 - 136,465

**ZX** France CYP: 1998 - 18

**2 CV** 1948-90 - 3,872,583 1951-83 Vans - 1,504,221  
 CYP Production (Excluding Vans):  
 1949 - 876 1950 - 6,196 1951 - 14,592 1952 - 21,124  
 1953 - 35,361 1954 - 52,791 1955 - 81,170 1956 - 95,864 1957 - 107,250  
 1958 - 126,332 1959 - 145,973 1960 - 152,821 1961 - 158,933 1962 - 144,871  
 1963 - 158,122 1964 - 167,557 1965 - 154,058 1966 - 168,384 1967 - 98,695  
 1968 - 57,473 1969 - 72,044 1970 - 121,096 1971 - 121,265 1972 - 133,530  
 1973 - 123,819 1974 - 163,143 1975 - 122,542 1976 - 134,396 1977 - 132,458  
 1978 - 108,825 1979 - 101,222 1980 - 89,994 1981 - 89,472 1982 - 86,068  
 Portugal CYP: 1964-71; 1982-90 - 79,914  
 Spot 1976 - 1,800  
 Charleston Black/Bordeaux 1980 - 8,000  
 007 decals 1981 - 500  
 6 Special w/blue stripes: 1983 - 2,000 1984 - 2,000  
 6 Dolly: 1985 - 4,200 1986 - 2,000  
 Sahara: c1958-71 - 694

**USA Sales** 1958 - 1,145 1959 - 2,364 1963 - 2,000

**Production** 1946 - 12,654 1947 - 22,879 1948 - 34,164 1949 - 49,424 1950 - 64,761  
 1951 - 78,188 1952 - 88,626 1953 - 102,168 1954 - 102,758 1955 - 122,442  
 1956 - 129,900 1957 - 139,706 1958 - 178,858 1959 - 213,162 1960 - 231,736  
 1961 - 250,662 1962 - 308,925 1963 - 351,321 1964 - 368,532 1965 - 401,439  
 1966 - 451,875 1967 - 419,245 1968 - 384,040 1969 - 425,508 1970 - 471,078  
 1971 - 578,328 1972 - 648,956 1987 - 537,245 1988 - 537,170 1992 - 699,112  
 1993 - 624,664 1994 - 698,345 1995 - 637,287 1996 - 708,148 1997 - 757,479

## **Production (France)**

CYP: 1995 – 637,287 1996 – 493,096 1997 – 524,848 1998 – 541,834  
1999 – 542,193

## **Production (Spain)**

CYP: 1995 – 189,574 1996 – 150,703 1997 – 83,029 1998 – 116,685  
1999 – 110,351

---

## **Cizeta**

**V16T** 1993-95 - 20

---

## **Clan**

**Clover** (Clan II) 1984-86 - estimated 40

**Crusader** 1971-74 - 315

---

## **Clenet**

**Series II Asha** Hardtop – 14

---

## **Clipper**

**Clipper** Custom Constellation 1956 - 1,466

---

## **Clua**

**Production** 1958-59 - estimated 100

---

## **Coldwell**

**GT** 1967-69 - 6

---

## **Condor**

**Production** (all) models - estimated 200

---

## **Connaught**

**L-Series** 1948-51 - 14 (some sources list 27)

---

## Continental

**Mark II** 1956 - 1,325  
1957 - 444  
1958 Convertible – 2

**Mark III** of 1958: 4d sdn - 1,283 htp cpe - 2,328  
conv - 3,048 Landau htp sdn - 5,891



*1956 Continental Mark II*

---

## Cord

**810** (all types) - 1,174

**812** (all types) - 1,146

**L-29** Town Car – 2  
1932 – 335 (all body styles)



*1932 Cord L29 Cabriolet*

**Production** \* = registered 1930 - 1,700\* 1931 - 1,433 1932 - 335\* 1936 - 1,174\*  
1937 - 1,146\*

---

## Costin

**Amigo** 1970-72 - 8

---

## Crayford

### Crayford Models/Conversion Breakdown

- ⇒ Cortina-Lotus Convertible – 20
  - ⇒ Cortina-Lotus Cabriolet – 3
  - ⇒ Cortina Mark II Convertible est – 400
  - ⇒ Fiesta Convertible 1983 - 21
  - ⇒ Mercedes-Benz 230CE/280CE 1978-81 - 12
- 

## Cunningham

**C-3** 1953-55: Coupe - 19 Convertible - 9

---

## Dacia

**Production** 1998 – 106,002

## Daewoo

<b>Arcadia</b>	CYP:	1995 - 5,983	1996 est. - 6,000		
<b>Esparo</b>	CYP:	1995 - 116,612	1996 est. - 75,000		
<b>Lanos</b>	<u>U.S. Sales:</u>	1998 – 388	1999 – 9,321	2000 – 25,170	
		2001 – 15,619	2002 – 7,459		
<b>Leganza</b>	<u>U.S. Sales:</u>	1998 – 1,331	1999 – 12,913	2000 – 21,717	
		2001 – 18,347	2002 – 4,334		
<b>Nubira</b>	<u>U.S. Sales:</u>	1998 – 523	1999 – 8,553	2000 – 21,473	
		2001 – 14,330	2002 – 7,901		
<b>Prince/Super Saloon</b>	CYP:	1995 - 83,613	1996 est. - 84,000		
<b>South Africa</b>	Sales:				
	Cielo:	1997 – 6,442	1998 – 1,889		
	Espero:	1997 – 883	1998 – 999		
	Lanos:	1997 – 425	1998 – 2,485		
	Nubira:	1997 – 282	1998 – 1,414		
	Total:	1997 – 8,032	1998 – 6,787		
<b>South Africa Production</b>	CYP:	1997 – 8,032	1998 – 6,787	1999 – 5,452	
<b>U.S. Sales</b>		1998 – 2,242	1999 – 30,787	2000 – 68,360	2001 – 48,296
		2002 – 19,694			
<b>Korean Production</b>		1992 – 238,800	1993 – 347,390	1994 – 385,206	1995 – 497,761
		1996 – 604,230	1997 – 736,427		

## DAF

<b>Daffodil/750/33</b>	1961-75 - 280,082		
<b>44</b>	1966-75 - 167,905		
<b>46</b>	1974-76 - 32,353		
<b>55</b>	1968-72 - 164,231		
<b>66</b>	1972-75 - 146,297		
<b>Production</b>	1964 - 29,748	1966 - 33,475	1970 - 72,000

## Daihatsu

<b>Charade</b>	1987-93 - 579,700	GTi 1987-93 - 227,790
	<u>USA Sales:</u>	1988 - 11,460 1989 - 15,118
<b>Fourtrak</b>	1985-93 - 379,000	
<b>Move</b>	1999 Sales – 178,913	
<b>Rocky</b>	<u>USA Sales:</u>	1990 - 4,354 1991 - 2,761
<b>Sportrak</b>	1989-93 - 250,500	

<b>Terios</b>	2001 Limited Edition Aero – 200 (Australian Market)			
<b>Total USA Sales</b>	1988 – 11,460	1989 – 15,118	1990 - 10,630	1991 - 6,202
<b>Production</b>	1987 - 161,251	1988 - 179,025	1989 - est. 265,151	
	Japan Production:			
	1992 – 392,478	1993 – 352,855	1994 – 264,841	1995 – 266,431
	1996 – 350,723	1997 – 374,174	1998 – 406,180	

## Daimler

<b>Conquest</b>	Sedan 1953-56 - 4,568	Century Sedan 1954-58 - 4,818	Century Drophead est. 234	
	Roadster 1953-55 - 65 (16 in 1955 alone)		“New” Drophead Coupe 1955-57 – 54	
<b>DB18</b>	Sedan & Drophead 1945-50 - 3,355		Sports Special 1948-53 - 608	
	Consort 1949-53 - 4,250			
<b>DE27</b>	1946-51 - 205			
<b>DE36</b>	1946-53 - 205	Lady Docker Hooper Drophead 1951-52 - 4		
<b>DH27</b>	1946-51 - 50			
<b>Double Six</b>	I base 1972-73 - 931	I Vandan Plas 1972-73 - 342	II 4d 1973-78 - 3,767	
	II 2-door 1975-77 - 399 (some sources list 407)		III 1979-88 - est. 9,000	
	III 1979-93 - 14,270			
<b>DR450</b>	1961-68 - 864			
<b>DS420</b>	Limousine 1968-92 - 4,116			
CYP:	1968 - 18	1969 - 291	1970 - 428	1971 - 236
	1972 - 244	1973 - 263	1974 - 243	1975 - 235
	1976 - 145	1977 - 123	1978 - 139	1979 - 129
	1980 - 103	1981 - 169	1982 - 102	1983 - 141
	1984 - 143	1985 - 168	1986 - 131	1987 - 145
	1988 - 121			
CYP Chassis:	1968 - 6	1969 - 33	1970 - 61	1971 - 50
	1972 - 43	1973 - 31	1974 - 46	1975 - 64
	1976 - 40	1977 - 51	1978 - 48	1979 - 44
	1980 - 40	1981 - 22	1982 - 16	1983 - 25
	1984 - 25	1985 - 45	1986 - 41	1987 - 39
	1988 - 32			
<b>Empress</b>	IIA & III 1954-57 - 39			
<b>Limousine</b>	1979-92 - 4,305			
<b>Majestic</b>	1958-62 - 1,490	Major 1959-68 - 1,180		
Major CYP:	1960 - 8	1961 - 429	1962 - 116	1963 - 179
	1964 - 142	1965 - 153	1966 - 81	1967 - 62
	1968 - 14	Total - 1,184		
Major Limousine CYP:	1960 - 2	1961 - 38	1962 - 171	1963 - 138
	1964 - 117	1965 - 144	1966 - 131	1967 - 108
	1968 - 18	Total - 867		
<b>One-O-Four</b>	1955-59 - 561	Lady’s Model 1956-59 - 50		

<b>Regency</b>	Empress II 1952-54 - 52    II 1954-57 - 400				
<b>Regina/DK400</b>	1954-60 - 132				
<b>Sovereign</b>	I 2.8 Litre 1969-73 - 4,234	I 4.2 Litre 1969-73 - 11,620	II (all) 1973-78 - 11,825		
	II 2-door 1975-77 - 1,598 (some sources list 1,677)		III 1979-87 - 29,354		
	CYP: 1966 - 422	1967 - 2,210	1968 - 2,151	1969 - 1,041	Total - 5,824
<b>SP250</b>	1959-64 - 2,465 (1453 RHD & 1202 LHD)				
	CYP: 1959 - 110	1960 - 893	1961 - 730	1962 - 564	1963 - 229
	1964 - 128	Total - 2,654			
<b>Sportsman</b>	1954-57 - 69				
<b>2.5 Litre</b>	V8/250 Sedan 1962-69 - 17,620				
	2.5 CYP: 1962 - 8	1963 - 2,444	1964 - 3,969	1965 - 3,430	1966 - 2,200
	1967 - 967	Total - 13,108			
	250 V-8 CYP:	1967 - 803	1968 - 2,871	1969 - 1,223	Total - 4,897
<b>3.6/4.0</b>	Saloon 1986-93 - 28,775				

## De la Chapelle

<b>Production</b>	1987 - 12	1988 - 12	1989 - est. 15		
-------------------	-----------	-----------	----------------	--	--

## Delage

<b>DM Series</b>	1927-30 - 1,330	DMS 1927-30 - 340	DMN 1927-30 - 897		
<b>DR</b>	1927-30 - 5,367				
<b>DS</b>	1931-33 - 1,070				
<b>D-6-3L</b>	1946-53 - estimated 250				
	D6 1931-33 - 1,160				
<b>D8 Series</b>	D8N 1930-33 - 819				
	D8C 1930-33 - 458				
	D8L 1930-33 - 625				
	D8S 1931-33 - 99				



*1938 Delage D8-120 Aero*

## Delahaye

<b>135M/325</b>	1936-54 - estimated 2,000
<b>T165</b>	1939 - est 3 or 4

## Del low

<b>Production</b>	1949-57 - estimated 400-500
-------------------	-----------------------------



## DeLorean

<b>Production</b>	1981 – 6,539
	1982 – 1,126
	1983 – 918
	Total – 8,583



1981 DeLorean

## DeSoto

<b>Adventurer</b>	Convertible:	1957 - 300	1958 - 82	1959 - 97
	Hardtop Coupe:	1956 - 996	1957 - 1,650	1958 - 350
		1959 - 590	1960 - 3,092	
	1960 Sedans:	4-door sdn - 5,746	Hardtop sdn - 2,759	

**Custom Sportsman** 1950 - 4,600      Suburban 1946-48 - 7,500

### **Firedome**

Convertible:	1952 - 850	1953 - 1,700	1954 - 1,025	1955 - 625
	1956 - 646	1957 - 1,297	1958 - 519	1959 - 299

### **Firedome**

Sportsman Hardtop Coupe:	1952 - 3,000	1953 - 4,700	1954 - 4,382
	1955 - 28,944*	1956 - 4,589	1957 - 12,179
	1958 - 4,325		
	1959 - 2,862		

### **Fireflite**

Convertible:	1955 - 775	1956 - 1,385	1957 - 1,151	1958 - 474
	1959 - 186			
Coronado 4-door sedan	1955 - estimated 500			
1956 models:	Adventurer - 996	PaceSetter - est. 100		

### **Firesweep**

Convertible:	1958 - 700	1959 - 596
--------------	------------	------------

### **1961 Models**

Coupe - 911	Sedan - 2,123
-------------	---------------

### **Production**

1930 – 32,091	1931 – 32,580	1932 – 24,896	1933 – 22,736	1934 – 13,940
1935 – 26,800	1936 – 40,299	1937 – 81,775	1938 – 38,831	1939 – 54,449
1940 – 65,467	1941 – 97,497	1942 – 24,015	1946 – 66,900*	1947 – 87,000*
1948 – 98,890*	1949 – 94,201	1950 – 133,854	1951 – 106,000*	1952 – 88,000*
1953 – 130,404	1954 – 76,580	1955 – 114,765	1956 – 110,418	1957 – 117,514
1958 – 49,445	1959 – 45,724	1960 – 25,581	1961 – 3,034	

\* Estimates

## DeTomaso

**Deauville** 1971-85 - 244      1977 - est. 100      1984 Estate – 1  
 30 right-hand-drive estimated and 3 known examples in Australia.

**Innocenti Mini**

Estimated > 1982 - 15,000 1983 - 13,000

**Long Champ**

1972-79 - 302 1972-88 - 412  
 Spyder 1982 - 8 Coupe 1973-85 - 395  
 1988-89 - 6 (8) Spyder 1980-88 - 17  
 GTS (all) - 24 (2 in U.S.)  
 1973-84 w/ZF 5-spd - est. 17



1967-72 DeTomaso Mangusta

**Mangusta**

1967-72 - 400 (some sources list 401)  
 280 U.S. spec, 1 Spyder prototype)

**Panpero**

1966 - 1

**Pantera**

1971-90 - 7,165  
 1971-74 U.S. spec - 5,233  
 GT5 1985 - 50  
 GT5-S 1986-89 - 26  
 GTS: 1973 - 98 1974 - 94  
 Targa 1989-96 - est. 3 1989-96 - est - 125



1971-74 DeTomaso Pantera

U.S. Sales: 1971 - 130 1972 - 1,552 1973 - 1,831

**Vallelunga** 1965-66 - 50 (22 still in existence) RHD models - 1

**Zonda**

1971 - 1

<b>Production</b>	1969 - 300	1971 - 1,033	1972 - 2,718	1974 - 196	1975 - 133
	1976 - 62	1977 - 53	1978 - 48	1979 - 38	1980 - 37
	1981 - 77	1982 - 83	1983 - 77	1984 - 71	1987 - 48
	1988 - 67	1989 - est. 45	1992 - 2	1993 - 1	1996 - 22
	1997 - 20				

**Deutsch-Bonnet**

**Production** 1953-61 - est. 200 (approx. 3 or 4 imported to USA)

**DKW**

**F11** 1963-65 - 30,738  
**F12** 1963-65 - 82,506 Roadster 1964-65 - 2,794  
**F102** 1963-66 - 53,053  
**Junior** 1959-63 - 237,587  
**Meisterklasse** 1950-54 - 65,890 "woody" estate 1951-53 - 6,415  
**Monza** 1955-58 - 155  
**1000/1000S** 1958-63 - 171,008

**U.S. Sales** 1957 - est. 2,000 1958 - 3,138 1959 - 2,268 1961 - est. 2,000 1962 - approx. 1,000

**Dodge****Aries**

<b>Dodge Aries Production</b>				
	<b>-1981-</b>	<b>-1982-</b>	<b>-1983-</b>	<b>-1984-</b>
<b>Base 2d Sedan</b>	47679	10286	14218	11921
<b>Base 4d Sdn</b>		28561	51783	55331
<b>S/E 2-door</b>	20160	1374	4325	4231
<b>S/E 4-door</b>		4269	8962	12314
<b>S/E Wagon</b>	9770	6375	4023	4814
<b>Custom 2-door</b>	46792	8127	0	0
<b>Custom 4-door</b>		19438	0	0
<b>Custom Wagon</b>	31380	26233	29228	31421
<b>Total</b>	155781	104663	112539	120032
<b>Other Models:</b>				
1981 SE with simulated top – 537				
1982 SE with simulated top – 86				
1982 SE with Spring Special Package – 2,082				

<b>Dodge Aries Production</b>					
	<b>-1985-</b>	<b>-1986-</b>	<b>-1987-</b>	<b>-1988-</b>	<b>-1989-</b>
<b>Base 2d Sedan</b>	9429	2437	204	0	0
<b>Base 4d Sdn</b>	39580	14445	4710	0	0
<b>S/E 2-door</b>	7937	9084	0	0	0
<b>S/E 4-door</b>	23920	40254	0	0	0
<b>S/E Wagon</b>	22953	17757	0	0	0
<b>L/E 2-door</b>	3706	2475	7517	6578	0
<b>L/E 4-door</b>	5932	5638	66506	85613	36932
<b>L/E Wagon</b>	4519	5278	20362	19172	0
<b>Total</b>	117976	97368	99299	111363	36932

**Aspen**

<b>Dodge Aspen Production</b>					
	<b>-1976-</b>	<b>-1977-</b>	<b>-1978-</b>	<b>-1979-</b>	<b>-1980-</b>
<b>Base 4-door</b>	17573	32662	60191	62568	26239
<b>Base Coupe</b>	27730	33102	75599	42833	11895
<b>Base Wagon</b>	37642	67294	61917	38183	14944
<b>Custom 4-door</b>	32163	45697	0	0	0
<b>Custom Coupe</b>	23782	29946	0	0	0
<b>SE 4-door</b>	24378	25949	0	0	19225
<b>SE Coupe</b>	21564	19985	0	0	13166
<b>SE Wagon</b>	34617	58011	0	0	0
<b>Total</b>	219449	312646	197707	143584	85469
<b>R/T</b>	6253	4465		75	285
<b>Sport Wagon</b>	0	0	0	265	54
<b>Other Models:</b>					
1977 Super R/T Package – 2,284					
1978 Super Coupe 360 – 531					
1978 “Street Kit Car” Package – 145					
1979 Sunrise Package – 8,159					

**Avenger**

U.S. Sales: 1998 – 24,084 1999 – 17,658 2000 – 5,512 2001 – 143

**A100**


Pickup/Van Total:

1964 – 11,046    1965 – 36,535 (six), 5,810 (V8)    1966 – 35,190 (six), 9,536 (V8)  
 1967 – 22,162 (90" six), 6,352 (90" V8), 6,599 (108" six), 7,373 (108" V8)  
 1968 – 18,756 (90" six), 2,613 (90" V8), 17,548 (108" six), 16,248 (108" V8)  
 1969 – 14,609 (90" six), 2,235 (90" V8), 14,453 (108" six), 16,354 (108" V8)  
 1970 – 7,273 (90"), 11,235 (108")

**Caravan**

U.S. Sales:    1998 – 293,819    1999 – 293,100    2000 – 285,739    2001 – 242,036  
 2002 – 244,911    2003 – 233,394    2004 – 242,307    2005 – 226,771

**Challenger**

Dodge Challenger Production Table					
Model	1970	1971	1972	1973	1974
Convertible	3173	2165			
RT Convertible	1070				
Base Coupe	53337	23088	18535	32596	16437
RT Coupe	14889				
RT Coupe SE	3694	4630			
SE Coupe	6584				
Hemi Hardtop	287				
Hemi RT Convertible	9				
Hemi RT SE Hardtop	60				
Hemi RT Hardtop		71			
Indy 500 Pace Convertible		50			
Other Statistics:					
1970 T/A – 2,399 (1,411 with automatic, 989 with 4-speed)					
1970 440 6-pack R/T Hardtop – 1,640					
1970 440 6-pack R/T Convertible – 99					
1970 440 6-pack R/T SE – 296					
1971 440 6-Pack R/T – 250 (127 with automatic transmission)					
					
<p><i>1974 Dodge Challenger 440 6-Pack</i></p>					

U.S. Sales (Japanese model):

1977 – 1,832    1978 – 17,649    1979 – 14,166    1980 – 12,924    1981 – 12,690

U.S. Sales:

1977 - 3,238    1978 - 30,427    1979 - 26,488    1980 - 23,187  
 1981 - 26,016    1982 - 27,196    1983 - 23,937    1984 – 836

*Totals include Plymouth Sapporo model*

**Charger**

Dodge Charger Production 1966-71						
	1966	1967	1968	1969	1970	1971
Base HT Coupe 6cyl	0	0	906	542	29	23088
Base HT Coupe 8cyl	37344	15788	74019	64837	9163	
R/T Coupe	0	0	17665	19298	9509	2659

<b>Daytona Coupe</b>	0	0	0	503	0	0
<b>“500” Coupe V8</b>	0	0	0	500	27432	11948
<b>“500” Coupe 6cyl</b>	0	0	0	0	182	0
<b>Super Bee</b>	0	0	0	0	0	5054
<b>SE Hardtop Coupe</b>	0	0	0	0	0	15811
<b>Total</b>	37344	15788	92590	85680	46315	58560
Other Statistics:						
1966 with Hemi – 468 (218 with automatic)						
1967 Hemi – 118 (59 with 4-speed)						
1968 440-cid V-8 – 17,107						
1968 R/T with Hemi engine – 475 (264 with automatic, 211 with 4-speed)						
1969 R/T with Hemi engine – 432 (225 wuth automatic, 207 with 4-speed)						
Includes Daytona Model						
1969 Daytona with Hemi Engine – est. 70						
1969 “500” with Hemi – 52 in existence						
1970 “500” V8 with air-conditioning – 1,350						
1970 R/T with Hemi engine – 112						
1971 R/T 440-6Pack with automatic & green – 98						
1971 R/T with Hemi engine – 63 (33 with automatic, 30 with 4-speed)						
1971 Super Bee with Hemi engine –22 (13 with automatic, 9 with 4-speed)						

<b>Dodge Charger Production 1972-78</b>						
	<b>1972</b>	<b>1973</b>	<b>1974</b>	<b>1975</b>	<b>1976</b>	<b>1977</b>
<b>Coupe</b>	7803	11995	8876	0	13826	0
<b>Hardtop Coupe</b>	45361	45415	29101	0	9906	0
<b>SE Hardtop Coupe</b>	22430	61908	36399	30812	42168	42542
<b>Total</b>	75594	119318	74376	30812	65900	42542
Other Statistics:						
1976 Coupe & Sport Coupe – 17,424						
1977 with Daytona Package – 5,225						
1977 with Spring Special package – 2,937						
1978 Charger SE Hardtop Coupe – 2,735						

Shelby: 1983 - 8,251      1984 - 7,552      1985 - 7,709      1986 - 7,669      1987 - 2,011

1983 Shelby:      Silver - 3,069      Blue - 5,182

1984 Shelby:      Garnet - 1,254      Blue - 2,779      Silver - 3,519      w/auto - 1,955

1985 Shelby:      Silver - 439      Blue - 843      Red - 2,581      Black - 3,846

1986 Shelby:      Silver/Blue - 387      Blue/Silver - 793      Red/Silver - 2,994  
Black/Silver - 3,495

1987 Shelby:      Red - 445      Black - 566

1984 H.O. :      2.2 w/H.O. 110 hp - 504      base w/H.O. – 71

U.S. Sales:      2005 – 44,804

**Col t**

U.S. Sales:      1971 – 28,381      1972 – 34,057      1973 – 35,523      1974 – 42,925  
1975 – 60,356      1976 – 48,542      1977 – 70,679      1978 – 44,570  
1979 – 62,705      1980 – 50,689      1981 – 42,796

**Col t Vista**

U.S. Sales:      1985 - 15,270      1986 - 23,611      1987 - 35,096      1988 - 29,380  
1989 - 12,910

**Colt Wagon**

U.S. Sales:      1979 - 29,215      1980 - 6,734      1981 - 3,878

**Coronet**

<b>Dodge Coronet Production</b>			
	<b>1957</b>	<b>1958</b>	<b>1959</b>
<b>2-d Club Sdn 6-cyl</b>	7175	2922	5432
<b>4-door Sedan 6-cyl</b>	10483	4592	8103
<b>Lancer HT Cpe 6cyl</b>	0	715	2151
<b>2-d Club Sdn V8</b>	21132	7576	8002
<b>4-door Sdn V8</b>	60810	31707	43025
<b>Lancer HT Sdn V8</b>	13619	7117	8946
<b>Lancer HT Cpe V8</b>	44397	21032	19283
<b>Convertible V8</b>	3363	1718	1840
<b>D-500</b>	101	0	0
<b>Total</b>	161080	77379	96782

<b>Dodge Coronet Production 1966-1970</b>					
	<b>1966</b>	<b>1967</b>	<b>1968</b>	<b>1969</b>	<b>1970</b>
<b>DeLuxe Coupe/Base</b>	66161	33955	46299	23988	2978
<b>DeLuxe 4-door Sedan</b>					7894
<b>DeLuxe Wagon</b>					3694
<b>440 Coupe</b>	128998	106368	108506	105882	1236
<b>440 HT Coupe</b>					24341
<b>440 4-door Sedan</b>					33258
<b>440 Wagon 2S</b>					3964
<b>440 Wagon 3S</b>					3772
<b>Super Bee Coupe</b>	0	0	7842	26125	3966
<b>Super Bee HT Coupe</b>	0	0			11540
<b>500 Hardtop Coupe</b>	55683	29079	40139	32050	8247
<b>500 Convertible</b>					924
<b>500 4-door Sedan</b>					2890
<b>500 Wagon 2S</b>					1657
<b>500 Wagon 3S</b>					1779
<b>R/T Hardtop Coupe</b>	0	9553	9989	6518	2172
<b>R/T Convertible</b>	0	628	569	437	236
<b>Total</b>	250842	179583	213344	195000	114548
Other Statistics:					
1966 base 2-door with Hemi – 34 (11 with 4-speed and 23 with automatic)					
1966 DeLuxe 4-door with Hemi – 2 (both with automatic)					
1966 DeLuxe 2-door with Hemi – 49 (31 with 4-speed, 18 with automatic)					
1966 440 2-door with Hemi – 288 (192 with 4-speed, 96 with automatic)					
1966 440 Convertible with Hemi – 6 (3 with 4-speed, 3 with automatic)					
1966 500 Hardtop with Hemi – 340 (204 with 4-speed and 136 with automatic)					
1966 500 Convertible with Hemi – 21 (12 with 4-speed and 9 with automatic)					
1966 (Non-500 Series) with Hemi – 379					
1967 DeLuxe 2-door Sedan with Hemi – 1					
1967 Convertible with Hemi and 4-speed – 1					
1967 440 S/S 2-door Hardtop with Hemi – 55					
1967 R/T with Hemi – 283 (121 with 4-speed and 162 with automatic)					
1967 (all) with Hemi – 338					
1968 R/T Convertible Hemi with 4-speed – 1					

1968 R/T Hemi 4-speed Coupe – 94
1968 R/T Hemi Torqueflite Automatic Coupe – 136
1968 Super Bee with Hemi – 125
1969 Super Bee with Hemi – 258 (130 4-spd, 128 automatic)
1969 R/T 2-door with Hemi – 97
1969 R/T Convertible with Hemi – 19
1969 Super Bee with 440 6-Pack – 1,907
1970 R/T 2-door Hemi – 13
1970 R/T Hemi Convertible – 1
1970 Super Bee with 440 6-Pack – 1,268
1970 Super Bee with Hemi – 36
1970 R/T Hardtop with 440 6-Pack – 194
1970 R/T Convertible with 440 6-Pack – 16



1967 Dodge Coronet DeLuxe 2-door



1970 Dodge Coronet R/T Convertible



1970 Dodge Super Bee

Dodge Coronet Production 1971-76					
	1971	1972	1973	1974	1975
<b>4-door Sedan</b>	11794	11293	14395	8752	8138
<b>Wagon</b>	5470	5452	4874	2968	2852
<b>Custom Wagon 2S</b>	5365		13018	2975	2623
<b>Custom Wagon 3S</b>	5717			4950	5052
<b>Custom 4-door Sedan</b>	37817	43132	46491	36021	26219
<b>Brougham 4-door Sedan</b>	4700	0	0	0	0
<b>Crestwood Wagon 2S</b>	2884	6471	8755	1916	1784
<b>Crestwood Wagon 3S</b>	3981			3146	2967
<b>Hardtop Coupe</b>	0	0	0	0	6058
<b>Custom HT Coupe</b>	0	0	0	0	18513
<b>Brougham HT Coupe</b>	0	0	0	0	10292
<b>Total</b>	77728	66348	87533	60728	84498
Other Statistics:					
1971 Super Bee – 4,144 (22 with Hemi, 99 with 440 6-Pack)					
1976 4-door Sedan – 15,658					
1976 Wagon 2-Seat – 2,632					
1976 Wagon 3-Seat – 3,336					
1976 Brougham 4-door Sedan – 15,215					

1976 Crestwood Wagon 2-Seat – 1,725
1976 Crestwood Wagon 3-Seat – 2,597

1950: Diplomat - 3,600 Wagon w/wood trim - 600 Sierra Wagon - 100  
 Eight Convertible 1953 - 4,100  
 Convertible: 1949 - 2,411 1950 - 1,800 1951 - 5,550 1952 - 25,504  
 1953 - 4,100 1954 - 50

**Custom**

Convertible: 1941 - 3,554 1942 - 1,185 1946-49 - 9,500  
 Royal Regal Lancer Hardtop Coupe 1958 - 1,163  
 Royal Lancer LaFemme 1955-56 - est. 1,000

**D-500**

1956 - est. 2,500

**Dakota**

CYP: 1987 – 99,045 1988 – 93,396 1989 – 89,294 1990 – 72,224  
 1991 – 103,911 1992 – 149,084 1995 - 137,356 1997 est. - 170,940  
U.S. Sales: 1992 – 132,057 1997 – 131,961 1998 – 152,629  
 1999 – 144,148 2000 – 177,395 2001 – 154,479  
 2002 – 130,712 2003 – 111,273 2004 – 105,614  
 2005 – 104,051

1998 Dodge Dakota R/T U.S. Sales: Jan-Aug 10, 1998		
Color	Regular Cab	Club Cab
Blue	32	135
Deep Amethyst	52	254
Red	93	415
Black	74	379
<b>Total</b>	251	1183

**Dart**

GT: (all types): 1963 - 34,227 1964 - 49,830 1965 - 45,118 1966 - 30,041 1967 - 38,225  
 1968 - 26,280 1969 - 20,914

GTS: 1968 - 8,745 1969 - 6,077  
 GTS 2-door Hardtop: 1968 - 7,699 1969 - 5,717  
 GTS Convertible: 1968 - 403 1969 – 360

1967 Dart GTS Breakdown

- 383 w/4-speed – 229
- 383 w/Auto – 228

1968 Dart GTS Breakdown

- 383 w/4-speed – 1,035
- 383 w/Auto – 1,155
- 440 w/4-speed – 48
- 440 w/Auto – 30

1969 Dart GTS Breakdown

- 340 w/Auto – 2,878
- 340 w/4-speed – 1,114
- 383 w/Auto HT – 488
- 383 w/4-speed HT – 784
- 383 Convertible – 77
- 440 w/Auto – 640

S/S Hemi 1968 - 80  
 Swinger 340 1970 - 13,785



Swinger Special Hardtop Coupe: 1971 - 13,485 1972 - 19,210 1973 - 17,480 1974 - 16,155  
 1975 - 9,304 1976 - 3,916  
 Swinger Hardtop Coupe (non-special): 1970 - 119,883 1971 - 102,480 1972 - 119,618  
 1973 - 107,619 1974 - 89,242 1975 - 45,495 1976 - 10,885  
 Demon 340: 1971 - 7,899 1972 - 8,739 1973 - 9,880 1974 (360) - 3,951  
 1975 (360) - 1,043

## Daytona

Dodge Daytona Production Table							
	1984	1985	1986	1987	1988	1989	1990
<b>Base</b>	21916	29987	26771			33760	
<b>Pacifica</b>	0	0	0	7467	4752	0	0
<b>Turbo Z</b>	9422	8023	17595	0	7850	0	0
<b>Turbo</b>	4194	9509					
<b>T-Bar</b>	0	391	5984				
<b>C/S Package</b>			7704		2433	2236	401
<b>Shelby Z</b>				7152	7580	4741	
<b>Shelby VNT</b>							586
<b>C/S Comp.</b>						269	21
<b>ES</b>						25828	
<b>ES Turbo</b>						5659	
Other Statistics:							
1990 Models: 2.5Litre – 21,569 Turbo – 3,614 V6 – 13,265 VNT – 536 VNT C/S - 7							
R/T: 1992 – 250 1993 – 181 Total – 431							
1992 R/T Breakdown: 115 red, 60 black, 75 white							
1990 C/S Package Breakdown: 401 (200 manual & 201 automatics)							

Dodge Daytona R/T Breakdown		
Description	1992	1993
Red Exterior	115	32
Black Exterior	60	34
White Exterior	75	17
Emerald Green Exterior	0	90
Electric Blue Exterior	0	8
Base Low-back bucket seats	84	30
Base Low-back buckets (dark Grey)	53	19
Base Low-back buckets (Medium/Lt Quartz)	31	11
Leather Buckets	77	53
Leather Buckets (Dark Grey)	37	26
Leather Buckets (Medium/Light Quartz)	40	15
Leather Buckets (Dark Grey w/Red)	0	12
Cloth Bucket Seats	89	98
Cloth Buckets (Dark Grey)	61	21
Cloth Buckets (Medium/Light Quartz)	28	77
Overhead Console	92	103
Hinged Sunroof	50	42
<b>Total Built</b>	<b>250</b>	<b>181</b>

## Deluxe

Convertible - 1940 - 2,100

**Diplomat**

<b>Dodge Diplomat Production Table 1977-82</b>						
	<b>1977</b>	<b>1978</b>	<b>1979</b>	<b>1980</b>	<b>1981</b>	<b>1982</b>
<b>4-door Sedan</b>	9647	21094	10675	7941	4608	0
<b>2-door Coupe</b>	14023	19000	8733	5884		0
<b>Medallion 4-dr</b>	4667	11628	6637	2159	1527	3373
<b>Medallion 2-dr</b>	9215	12372	5995	2131		0
<b>S 4-door</b>	0	1667	0	0	0	0
<b>S 2-door</b>	0	1655	0	0	0	0
<b>Wagon</b>	0	11226	0	2093	1806	0
<b>Salon Sedan</b>	0	0	5479	5479	15023	19773
<b>Salon Coupe</b>	0	0	6849	6849		0
<b>Salon Wagon</b>	0	0	9511	2664	1206	0
<b>Total</b>	37552	78642	53879	35200	24170	23146
Other Statistics:						
1979 with Sport Appearance Package – 594						
1980 with “S” Package – 2,188						
1982 equipped with Police Package – 11,787						
1983 equipped with Police Package – 13,106						

<b>Dodge Diplomat 1983-89 Production Table</b>							
	<b>1983</b>	<b>1984</b>	<b>1985</b>	<b>1986</b>	<b>1987</b>	<b>1988</b>	<b>1989</b>
<b>Salon 4-door</b>	21368	16261	25398	15469	11256	12992	6429
<b>SE 4-door Sdn</b>	0	5902	13767	11484	9371	5737	
<b>Medallion 4-dr</b>	3076	0	0	0	0	0	0
<b>Base 4-door</b>	0	0	0	0	0	444	0
<b>Total</b>	24444	22163	39165	26953	20627	19173	6429
Other Statistics:							
1984 equipped with Police Package – 10,330							
1985 equipped with Police Package – 14,834							
1986 equipped with Police Package – 10,372							

**Durango**

Calendar Year Production:1997 est. - 24,220

U.S. Sales: 1998 – 156,923 1999 – 189,840 2000 – 173,567 2001 – 130,799  
2002 – 106,925 2003 – 108,010 2004 – 137,148 2005 – 115,439

**Dynasty**

Base 4-door: 1988 - 26,653 LE 4-door 1988 - 28,897  
Base/LE 4-door - 1989 - 137,718 1990 - 112,833 1992 - 96,403 1993 - 65,805

**Intrepid**

1993 - 81,236 1994 - 155,170 1995 - 178,679  
U.S. Sales: 1998 – 110,499 1999 – 144,355 2000 – 143,840 2001 – 109,098  
2002 – 111,356 2003 – 76,473 2004 – 7,880 2005 – 298

**LaFemme**

1955-56 - estimated 300

**Lancer**

<b>Dodge Lancer Production Table</b>				
	<b>Base</b>	<b>ES</b>	<b>Sport</b>	<b>Shelby</b>
<b>1985</b>	30567	15286	0	0
<b>1986</b>	34009	17888	0	0
<b>1987</b>	17040	9579	17040	0
<b>1988</b>	6580	0	6580	279

<b>1989</b>	5019*	0	0	3113
<b>1990</b>	0	0	0	1081*
<b>Total</b>	93215	42753	23620	4473
* Leftover 1989 models				
** Includes ES and Shelby models				

GT: 1962 - 13,683  
 1978 - 2,188 1979 - 5,118

**Li'I Red**

**Magnum**

1978 - 47,827 1979 - 25,367 w/GT package 1979 - 1,670 (860 w/T-Top)  
U.S. Sales: 2004 - 39,217 2005 - 52,487

**Mirada**

Base: 1980 - 27,165 1981 - 11,899 1982 - 6,818 1983 - 5,597  
 Coupe w/CMX 1980 - 5,384 1981 - 1,683 1982 - 1,474 1983 - 1,841  
 1980: "S" Coupe - 1,468 (7 with cabriolet top) others w/Cabriolet top - 936  
 1983: w/Sport Equipment Package - 638

**Monaco**

500 Coupe: 1966 - 10,840 1967 - 5,237 1968 - 4,568  
 2-door Coupe w/"SS" package 1978 - est. 1,540  
 1990 - 7,153 1991 - 12,436 1992 - 1,960 Total - 21,549

**Neon**

1995 Dodge Neon Production Breakdown					
	Base 4-door	Highline 4-door	Sport 4-door	Highline 2-door	Sport 2-door
<b>Lapis Blue</b>	3211	2013	0	526	0
<b>Light Iris</b>	3718	5646	1309	1230	712
<b>Aqua Pearl</b>	4294	0	0	0	0
<b>Flame Red</b>	5487	7786	2223	2827	1737
<b>Bright White</b>	6394	11688	2524	3105	1485
<b>Black</b>	3459	4085	2040	1878	2347
<b>Brilliant Blue</b>	0	9412	2268	2275	1267
<b>Emerald Green</b>	0	19971	5315	4727	3127
<b>Strawberry</b>	0	8059	1297	1911	564
<b>Total</b>	26563	68660	16976	18479	11239
<b>Other Statistics:</b>					
Equipped with SOHC engine - 137,902					
Equipped with DOHC engine - 4,953					
Sport Coupe with SOHC engine - 7,403					
Sport Coupe with DOHC engine - 4,363					
Equipped with automatic transmission - 108,531					
Equipped with DD4 5-speed manual performance transmission - 4,306					
Equipped with DD5 5-speed manual transmission - 30,018					

1996 Dodge Neon Production Breakdown						
	Base 4-door	Highline 4-door	Sport 4-door	Base 2-door	Highline 2-door	Sport 2-door
<b>Lapid Blue</b>	3996	2803	0	2514	758	0
<b>Magenta</b>	1343	593	233	984	305	267
<b>Flame Red</b>	8167	6953	393	5314	2315	411
<b>Bright White</b>	9615	12659	457	4726	2678	413
<b>Black</b>	6279	3930	467	4530	2383	772
<b>Brilliant Blue</b>	0	7602	320	0	599	183

<b>Light Iris</b>	0	3402	233	0	375	111
<b>Emerald Green</b>	0	15901	1164	0	2859	1081
<b>Bright Jade</b>	0	3780	210	0	0	0
<b>Strawberry</b>	0	6092	98	0	947	81
<b>Total</b>	29400	63715	3575	18068	13219	3319
<b>Other Statistics:</b>						
Equipped with SOHC engine – 125,725						
Equipped with DOHC engine – 5,615						
Sport Coupe with SOHC engine – 1,235						
Sport Coupe with DOHC engine – 2,084						
Equipped with 3-speed automatic transmission – 105,629						
Equipped with DD4 5-speed manual performance transmission – 2,402						
Equipped with DD5 5-speed manual transmission – 23,309						

<b>Dodge Neon ACR Production</b>			
	<b>Sedan</b>	<b>Coupe</b>	<b>Total</b>
<b>1994</b>	182	0	182
<b>1995</b>	350	1143	1493
<b>1996</b>	252	870	1122
<b>1997</b>	410	1049	1459
<b>Total</b>	1194	3062	4256

<b>1998 Dodge Neon R/T Breakdown</b>			
	<b>Coupe</b>	<b>Sedan</b>	<b>Total</b>
<b>Intense Blue</b>	1111	378	1489
<b>Flame Red</b>	1126	387	1513
<b>White</b>	750	314	1064
<b>Black</b>	1242	412	1654
<b>Total</b>	4229	1491	5720

U.S. Sales:      1998 – 117,964    1999 – 112,236    2000 – 113,381    2001 – 107,299  
 2002 – 126,118    2003 – 120,101    2004 – 98,769    2005 – 113,332

**Omni**

<b>Dodge Omni Production Breakdown 1978-1983</b>						
	<b>1978</b>	<b>1979</b>	<b>1980</b>	<b>1981</b>	<b>1982</b>	<b>1983</b>
<b>Base 5-door</b>	81611	84093	76505	41056	0	33264
<b>Miser 5-door</b>	0	0	0		16105	0
<b>024 Hatchback 3-door</b>	0	57384	61650	35983	11287	0
<b>024 Miser 3-door</b>	0	0	0		14947	0
<b>Custom 5-door</b>	0	0	0	0	14466	9290
<b>Euro Sedan 5-door</b>	0	0	0	0	639	0
<b>024 Charger 2.2 3-door</b>	0	0	0	0	14420	0
<b>Total</b>	81611	141477	138155	77039	71864	42554
<b>Other Statistics:</b>						
1979 024 Omni with Sport Package – 15,369						
1979 024 Omni with Rallye Package – 4,156						

1980 024 Omni with deTomaso Package – 1,333
1981 024 Omni with deTomaso Package – 619

<b>Dodge Omni Production Breakdown 1984-1990</b>						
	<b>1984</b>	<b>1985</b>	<b>1986</b>	<b>1987</b>	<b>1988</b>	<b>1989</b>
<b>5-door Hatchback</b>	54584	54229	61812	0	0	0
<b>Custom 5-door</b>	13486	13385	8139	0	0	0
<b>GLH 5-door</b>	3285	6513	3629	0	0	0
<b>America 5-door</b>	0	0	0	66907	59867	46239
<b>Total</b>	71355	74127	73580	66907	59867	46239
Other Statistics:						
1984 Custom 5-door with HP 2.2 – 8						
1984 Base with HP 2.2 – 79 (8 with automatic transmission)						
1985 GLH – 6,513 (3,509 with Turbo & 1,269 painted Santa Fe Blue)						
1986 GLH – 3,129 (2,247 with Turbo & 824 painted Santa Fe Blue)						
1990 Omni 5-door – 16,733						

**Polara**

<b>Dodge Polara Production 1971-73</b>			
	<b>1971</b>	<b>1972</b>	<b>1973</b>
<b>4-door Sedan</b>	16444	25187	15015
<b>Hardtop Sedan</b>	11500	8212	0
<b>Hardtop Coupe</b>	2487	7000	6432
<b>Custom 4-door sedan</b>	13850	19739	23939
<b>Custom Hardtop Sedan</b>	17458	22505	29341
<b>Custom Hardtop Coupe</b>	9682	15039	17406
<b>Custom Wagon</b>	9682	11157	12541
<b>Brougham Hardtop Sedan</b>	2570	0	0
<b>Brougham Hardtop Coupe</b>	2024	0	0
<b>Wagon</b>	0	0	3327
<b>Total</b>	85697	108839	108001

500 (all types): 1962 - 12,268    1963 - 7,256    1964 - 17,787    1967 - 5,606  
 1968 - 4,983    1969 - 5,564    1967 Convertible - 838  
 Convertible 1970 – 842

**Power Ram Pickup**

U.S. Sales:    1984 – 134,264    1985 – 160,574    1986 – 106,451    1987 – 97,670  
 1988 – 82,013    1989 – 90,302    1990 – 100,301    1991 – 80,176

**Raider**

CYP:    1987 – 19,539    1988 – 7,801    1989 – 9,450

**Ram 50 Pickup**

U.S. Sales:    1988 – 53,283    1989 – 28,283

**Rampage**

1983 - 8,033 (5,409 Base + 2,624 2.2)  
 1984 - 11,732 (8,160 Base + 3,572 2.2)

<b>1982 Rampage Calendar Year Production Breakdown estimates</b>		
	<b>Base</b>	<b>Sport (2.2)</b>

<b>Burnished Silver Metallic</b>	766	283
<b>Charcoal Grey Metallic</b>	952	362
<b>Spice Tan Metallic</b>	1161	0
<b>Graphic Red</b>	1254	295
<b>Manila Cream</b>	2531	0
<b>Pearl White</b>	755	0
<b>Formal Black</b>	3274	344
<b>Graphic Red &amp; Spitfire Orange</b>	0	3170

<b>1983 Rampage Calendar Year Production Breakdown estimates</b>		
	<b>Base</b>	<b>Sport (2.2)</b>
<b>Silver Crystal</b>	478	161
<b>Charcoal Gray Metallic</b>	591	0
<b>Beige Crystal</b>	1106	0
<b>Graphic Red</b>	739	175
<b>Sable Brown</b>	519	0
<b>Pearl White</b>	825	93
<b>Black</b>	395	210
<b>Silver &amp; Black</b>	28	108
<b>Silver Crystal &amp; Gray</b>	152	842
<b>Red &amp; Black</b>	117	410
<b>White &amp; Black</b>	90	257
<b>Black &amp; Silver</b>	139	333

<b>1984 Rampage Calendar Year Production Breakdown estimates</b>		
	<b>Base</b>	<b>Sport (2.2)</b>
<b>Silver Crystal</b>	722	271
<b>Charcoal Gray Metallic</b>	781	0
<b>Beige Crystal</b>	1043	0
<b>Graphic Red</b>	561	249
<b>Spice Metallic</b>	656	245
<b>Pearl White</b>	901	1
<b>Black</b>	681	0
<b>Garnet Red Pearl</b>	1305	0
<b>Silver &amp; Charcoal</b>	444	1151
<b>Beige Crystal &amp; Spice Metallic</b>	542	982
<b>Red &amp; Black</b>	415	2



*1984 Dodge Rampage*

**Ram Pickup**

U.S. Sales:    1993 - 95,542    1997 - 271,501    1998 - 410,130    1999 - 428,930  
                          2000 - 380,874    2001 - 344,538    2002 - 396,934    2003 - 449,371

CYP: 2004 – 426,289 2005 – 400,543  
 1994 – 216,239  
 1998 – 468,545 (inc. Mexico Production)

1996 Ram Indy 500 Special Edition – 3,712

**Ram Van** CYP: 1995 - 74,363 1996 - 91,471 1997 est. - 73,228  
 1998 – 83,735  
U.S. Sales: 1998 – 52,110 1999 – 52,248 2000 – 49,602 2001 – 36,537  
 2002 – 26,170 2003 – 20,712

**Ram Wagon** U.S. Sales: 1997 – 17,372 1998 – 16,937 1999 – 19,824 2000 – 20,641  
 2001 – 18,321 2002 – 10,912  
U.S. Sales: (Incl. Ram Van): 1986 – 113,549 1991 – 59,470 1999 – 72,072  
 2004 – 7,180 2005 – 405

**Ramcharger** 1974 – 15,810 1975 – 11,361 1976 – 12,101 1977 – 17,120 1978 – 19,123  
 1979 – 15,754 1980 – 9,411 1981 – 3,784 1982 - 8,405 1983 - 18,992  
 1984 - 26,724 1985 - 37,055 1986 - 20,815  
 CYP: 1980 – 4,538 1981 – 4,436 1984 – 28,551 1985 – 29,325  
 1986 – 23,006 1987 – 23,007 1988 – 19,309 1998 – 642  
U.S. Sales: 1974 – 10,037 1975 – 7,382 1976 - 11,905 1977 – 14,796  
 1978 – 17,283 1979 – 15,754 1980 – 9,411 1989 – 18,973  
 1990 – 10,346 1991 – 5,606

**Royal** Convertible (incl. 500 models) 1954 - 2,000 (701 “500” models)  
 Monaco Hardtop Coupe 1976 - 4,076

**Shadow**

Dodge Shadow Production Table			
	3-door	5-door	Convertible
1987	38497	37559	0
1988	36452	55857	0
1989	99743		0
1990	93660		0
1991	28344	33339	19528
1992	45786	44201	3152
1993	57039	52498	6307
1994	50910	46953	0
1990 Shadow Competition – 30			

**Spirit** Turbo 1989 - 16,432 1990 - 3,816  
 R/T: 1991 - 1,208 (774 Red & 434 White)  
 Anti-Lock Brakes – 326  
 Power Driver’s Seat – 766  
 Infinity Sound System Upgrade – 643  
 Power Windows – 877  
 Power Door Locks – 1,020  
 Head-mounted reading lamps – 1,206  
 Overhead Convenience Package - 152  
  
 1992 - 191 (92 red, 68 white, 31 silver)  
 Dual Road Fog Lamps – 183  
 Power Windows and Locks – 171  
 Anti-Lock Brakes – 117

Illuminated Package – 115  
 Overhead Convenience Package – 114  
 Infinity Sound System Upgrade – 93  
 Power Driver’s Seats – 123  
 Header-mounted Reading Lamps - 77

LE: 1991 - 6,245  
 Breakdown: 2.5 Turbo - 172  
 2.5 Litre w/3-speed automatic – 1,367  
 3.0 Litre 4-speed automatic – 6,245  
 2.5 Litre 5-speed Manual – 1

ES: 1991 - 6,613  
 Breakdown: 2.5 Turbo – 937  
 3.0 Litre V-6 – 5,676  
 2.5 Litre Turbo w/5-speed - 318  
 2.5 Litre Turbo w/3-speed automatic – 619

1989 – 60,546    1990 – 79,498    1991 – 95,311    1992 – 66,904  
 1993 – 76,499    1994 – 68,333    1995 – 24,553

**Sprinter**    U.S. Sales:    2003 – 1,941    2004 – 10,232    2005 – 19,578

**St. Regis**    1979 - 34,434    1980 - 14,010    1981 - 5,388

**Package Breakdown**

1979 w/Handling Package - 640  
 1980 w/Touring package - 438  
 1980 w/Special Promotion Package – 222

**Stealth**    Indy 500 Festival Car 1991 – 40

U.S. Sales:  
 1990 – 3,302    1991 – 18,352    1992 – 16,926    1993 – 14,556    1994 – 7,090  
 1995 – 3,077    Total – 63,296

Calendar Year Production:  
 1990 - 3,302    1991 - 18,352    1992 - 16,926    1993 - 14,556    1994 - 7,090

Stealth 1991 by Color					
Color	Base	ES	R/T	R/T Turbo	Total
Arctic White	965	1363	0	0	2328
White Pearl	0	0	925	748	1673
Passion Red	1406	1684	1359	1048	5497
Red Pearl	353	403	265	154	1175
Beige	148	212	86	40	486
Turquoise	265	313	169	93	840
Blue	571	586	371	235	1763
Black	821	1195	805	698	3519

Stealth 1992 by Color					
Color	Base	ES	R/T	R/T Turbo	Total



<b>Arctic White</b>	963	1100	0	0	2063
<b>White Pearl</b>	0	0	1199	951	2150
<b>Passion Red</b>	1412	1607	1534	1319	5872
<b>Green Pearl</b>	775	764	822	763	3124
<b>Beige</b>	470	400	295	242	1407
<b>Blue</b>	514	498	486	327	1825
<b>Black</b>	677	914	911	753	3255

<b>Stealth 1993 by Color</b>					
<b>Color</b>	<b>Base</b>	<b>ES</b>	<b>R/T</b>	<b>R/T Turbo</b>	<b>Total</b>
<b>Arctic White</b>	963	812	0	0	1775
<b>White Pearl</b>	0	0	486	228	714
<b>Silver Pearl</b>	507	392	186	82	1167
<b>Red</b>	1621	1297	605	353	3876
<b>Green Pearl</b>	1258	1102	531	293	3184
<b>Blue</b>	651	535	222	135	1543
<b>Black</b>	779	677	287	208	1951

<b>Stealth 1994 by Color</b>					
<b>Color</b>	<b>Base</b>	<b>R/T</b>	<b>R/T Luxury</b>	<b>R/T Turbo</b>	<b>Total</b>
<b>Arctic White</b>	526	411	0	0	937
<b>White Pearl</b>	0	0	128	138	266
<b>Silver Pearl</b>	436	247	42	43	768
<b>Red</b>	1005	538	145	184	1872
<b>Yellow Pearl</b>	0	0	139	235	374
<b>Green Pearl</b>	1161	565	148	170	2044
<b>Medium Green</b>	259	201	0	0	460
<b>Blue Pearl</b>	356	219	21	35	631
<b>Black</b>	603	312	58	119	1092

**Stratus**

1995 - 58,550  
 U.S. Sales: 1997 - 99,040 1998 - 106,434 1999 - 94,413  
 2000 Sedan - 97,906 2000 Coupe - 5,791  
 2001 Sedan - 88,948 2001 Coupe - 22,177  
 2002 Sedan - 90,189 2002 Coupe - 19,044  
 2003 - 99,924 2004 - 98,769  
 2005 - 99,648

**Super Bee**

6-Pack 1969 1/2 - 620

**Viper**

<b>Dodge Viper RT/10 Production Table</b>											
<b>Color</b>	<b>1992</b>	<b>1993</b>	<b>1994</b>	<b>1995</b>	<b>1996</b>	<b>1997</b>	<b>1998</b>	<b>1999</b>	<b>2000</b>	<b>2001</b>	<b>2002</b>
<b>Black</b>		115	678	514	231				259		
<b>Red</b>	285	928	2189	458	166	64	252		255	256	181
<b>Green</b>			133	307							
<b>Yellow</b>			83	298						356	178
<b>White</b>					324						

<b>Blue</b>						53				252	
<b>Red w/Gold Wheels</b>						3					
<b>Silver</b>							127				
<b>Steel Gray</b>									296	1	
<b>Graphite</b>											186
<b>Total</b>	285	1043	3083	1577	721	117	379				

ACR: 1999 – 215 (53 Black, 22 Red, 51 Silver, 45 Black w/Stripe,  
14 Red w/Stripe, 30 Silver w/Stripe, all 215 had BBS wheels)  
2000 – 227 (39 Black, 35 Red, 39 Silver, 34 Black w/Stripes, 25 Red w/Stripes,  
46 Steel Gray w/Stripes)

GTS: 1996 – 1,166 (1163 Blue, 3 White, 5 w/white Wheels)  
1997 – 1,788  
1998 – 837 (447 Red – 11 w/Silver Stripes, 102 White, 288 Silver – 21 w/Blue  
Stripes)  
1999 – 699  
2000 – 731 (111 Red + 55 Red w/Stripes + 166 Steel Gray + 126 Steel Gray  
w/stripes + 179 Black + 94 Black w/Stripes)

RT/10: 1998 w/Factory Hardtop – 47  
1998 w/factory tonneau covers – 198  
1999 – 549  
2000 – 840  
(255 Red, 296 Steel Gray, 289 Black)



1998 Dodge Viper GTS-R (V-10)

Hennessey Viper Venom 550 - 35  
1998 GT2 GTS-R - 100  
1999 RT/10 w/Cognac Leather – 169 (3 Red, 50 Silver, 116 Black)  
1999 Coupe w/Cognac Leather – 128 (3 Red, 22 Silver, 77 Black, 26 Black w/Stripe)

U.S. Sales: 1998 – 1,248    1999 – 1,315    2000 – 1,470    2001 – 1,388  
2002 – 1,511    2003 – 2,103    2004 – 1,782    2005 – 1,652

**Wayfarer**

Roadster 1949 - 5,420  
Sportabout: 1950 - 2,903    1951 - 1,002

**400**

Convertible: 1982 - 5,541    1983 - 4,888  
Coupe: 1982 - 12,716 base    1982 - 6,727 LS    1983 - 11,504  
Sedan: 1983 - 9,560

**600**

<b>Dodge 600 Production Chart</b>						
	<b>-1983-</b>	<b>-1984-</b>	<b>-1985-</b>	<b>-1986-</b>	<b>-1987-</b>	<b>-1988-</b>
<b>Base 4-door</b>	21065	28646	0	16253	20074	10305
<b>ES 4-door</b>	12423	8735	0	0	0	0
<b>Base Coupe</b>	0	13296	12670	11714	0	0

<b>Base Convertible</b>	0	10960	8188	11678	0	0
<b>Turbo Convertible</b>	0		5621	4759	0	0
<b>SE 4-door</b>	0	0	32368	15291	20317	6785
<b>Total</b>	33488	61637	58847	59695	40391	17090

**Production** Cars: 1995 – 331,253 1996 – 280,416 1997 – 241,058

---

## Donkervoort

**Production** 1987 - 78 1988 - 80 1989 - estimated 85 1996 - 51

---

## Dri Sleeve

**Moonraker** 1971 - 5

---

## Dual Ghia

**Convertible** 1956-58 - 115  
**Coupe** 1956-58  
 (converted from convertibles) - 2 (1 still exists)  
**L6.4** 1961-63 – 26



*1961 Dual-Ghia L6.4*

---

## Duesenberg

1930-37 Model J - 422  
 Model SJ - 36  
 Model SSJ - 2  
 Model JN – 10

1966 Prototype – 1



*1934 Duesenberg Murphy J Convertible Sedan*

---

## DuPont

**Model E** c1930 - 3  
**Production** Less Than 100 built

---

## Durant

**Production** 1930 - 21,440 1931 - 7,229 1932 - 1,135

---

## Dutton

**P1** 1970-71 - 9  
**B-Types** 1972-78 - 241  
**Malaga** 1972-78 - estimated 450

---

## Eagle

**Premier** U.S. Sales: 1991 - 11,300  
 1988 - 45,546 1989 - 41,349 1990 - 14,243 1991 - 11,634 1992 - 4,730  
 Total - 117,502

**Talon** 1990 - 32,708  
 TSi AWD:  
 1991 - 12,016 1992 - 8,106 1993 - 2,814 1994 - 635 1995 - 450  
 (excl. TSi AWD):  
 1991 - 20,080 1992 - 21,551 1993 - 23,291 1994 - 20,545 1995 - 17,750  
U.S. Sales: 1997 - 10,206 1998 - 2,957

**Vision** 1993 - 30,676 1994 - 31,271 1995 - 29,821  
U.S. Sales: 1997 - 5,146 1998 - 501

**Total** U.S. Sales: 1997 - 15,352 1998 - 3,458

---

## Edsel

Edsel Production Table			
Model	*1958	*1959	*1960
Citation 2d Coupe	2535	0	0
Citation 4d HT sdn	5112	0	0
Citation Convertible	930	0	0
Corsair HT coupe	3312	2315	0
Corsair HT sedan	5880	1694	0
Corsair 4d sedan	0	3301	0
Corsair Convertible	0	1343	0
Pacer 4d sedan	6083	0	0
Pacer HT Coupe	6139	0	0
Pacer HT sedan	4959	0	0
Pacer Convertible	1876	0	0
Bermuda Wagon 6P	1456	0	0
Bermuda Wagon 9P	779	0	0
Ranger 2d sedan	4615	7778	777
Ranger 4d sedan	6576	12814	1288
Ranger HT Coupe	5546	5474	295
Ranger HT Sedan	3077	2352	135
Ranger Convertible	0	0	76
Roundup Wagon 2d	963	0	0

<b>Villager Wagon 6P</b>	2294	5687	216
<b>Villager Wagon 9P</b>	978	2133	59
<b>Total</b>	63110	44891	2846



1958 Edsel Citation Convertible



1959 Edsel Corsair 2-door Hardtop



1960 Edsel Ranger Convertible

## Edwards

**Production**      Olds V-8 powered - 1      Lincoln powered - 2      Cadillac V-8 - 3

## El Morocco

**Production**      1956 - 20 (2 Coupes, 18 Convertibles)      1957 - 10

## Elva

**Courier**      Mark I/II 1958-61 - est. 700  
 Mark IV - 210

- 4 Sebring Race Versions
- 175 Roadsters
- 35 Coupes
- 152 LHD models

**GT160**      1965 - 3

## Emery

**GT Imp**      1963 - 4  
 tuned by Emery - 12

## Enfield

**8000** 1969-71 - 103

---

## Enzmann

**506** 1957-68 - estimated 60

---

## Essex

**Production** 1930 - 68,593 1931 - 47,418 1932 - 18,700

---

## Evante

**Production** 1987 - 56 1988 - 65 1989 - estimated 100

---

## Excalibur

**Cobra** 1993 - 21 1994 - 35 1995 - 46

**Limited Edition** 1993 - 61994 - 14 1995 - 7

**Limousine** 1995 - 1

**Phaeton** 1966 - 3 1967 - 33  
 1968 - 20 1969 - 44  
 1970 - 26 1971 - 0 1972 - 52 1973 - 100  
 1974 - 92 1975 - 82 1976 - 173 1977 - 222  
 1978 - 248 1979 - 340 1980 - 93 1981 - 235  
 1993 - 3 1995 - 2  
 1982 w/350-cid - 16



*1981 Excalibur Roadster*

**Roadster** 1965 - 56 1966 - 87  
 1967 - 37 1968 - 37  
 1969 - 47 1970 - 11  
 1971 - 0 1972 - 13  
 1973 - 22 1974 - 26  
 1975 - 8 1976 - 11  
 1977 - 15 1978 - 15  
 1979 - 27 1980 - 0 1993 - 1 1994 - 2 1995 - 1  
 1970 w/4-speed - 10



*1977 Excalibur Roadster*

**Signature Series** 1984: Phaeton - 50 Roadster - 50

**Production** 1982 - 212 1987 - 100 1988 - 100 1989 - est. 125

---

## Facel Vega

<b>Excellence</b>	1958 - 22	1959 - 42	1960 - 43	1961 - 20	1962 - 11
	1963 - 9	1964 - 5	Total 1956-64 - 152		
<b>Facel II</b>	1962 - 91	1963 - 25	1964 - 20	Total 1961-64 - 180	
<b>Facel Iia</b>	1960 - 335	1961 - 352	1962 - 346		
<b>Facel III</b>	Facellia & Facel III 1963 - 477		Facellia & Facel III 1959-64 - 1,827		
<b>Facel 6</b>	1963-64 - 32				
<b>FV</b>	1954-55 - 47 (c1955 had 6 special bodied convertibles)				
<b>FVS</b>	1956 - 107	1957 - 118	1958 - 156		
<b>HK500</b>	1959 - 190	1960 - 202	1957-61 - estimated 500		

---

## Fairthorpe

<b>Atom</b>	1954-57 - 44	
<b>Electrina</b>	1961-63 - estimated 20	
<b>Electron</b>	1956-65 - 30	Minor 1957-73 - 700
<b>Rockette</b>	1963-67 - 3	
<b>TX-GT</b>	(all TX types) 1967-76 - 30	
<b>Zeta</b>	1960-65 - 3	

---

## Falcon

<b>515</b>	1963-64 - estimated 25
------------	------------------------

---

## Ferrari

<b>Dino</b>	196S 1959 - 1	246S 1959 - 2
<b>F131</b>	CYP: 1999 - 1,810	
<b>F333</b>	F333 SP Michelotto 1997 - 4	F333 SP Evoluzione 1995 - 5
	F333 SP 1992 - 9	
<b>F355</b>	Spyder 1995 - 500 (250 imported to USA) 1996 Spyder U.S. spec - est. 250	
	F355 Club Italia 1997 - 10	F355 Berlinetta CSE 1997 - 20
	1999 Sales - 1,249	
<b>F40</b>	1987-92 - 1,310	
	F40 GTE II 1996 - 3	
	F40 GTE 1995 - 4	
	F40 Evoluzione 1991 - 10	
	F40 LM 1988 - 13	
<b>F50</b>	1995-97 - 349	



1990 Ferrari F40 (478bhp V8)

- Yearly Breakdown: 1995 – 78            1996 – 187            1997 – 84
- Color Breakdown:
  1. Red – 304
  2. Yellow – 31
  3. Black – 4
  4. Silver – 4
  5. Barchetta Red – 6

F50 GT 1996 - 5

**F512**            F512M 1994-97 - 500

**GTO** (288)      1984-87 - 273

**Mondial**      8 1980-89 - 703    Qv Coupe 1980-89 - 1,145    3.2 Coupe 1980-89 – 987  
 1992 T Cabriolet White/White - 3  
 Cabrio 1984-94 - 629      Cabrio 1983 - 66              Cabrio Qv RHD - 56

**Testarossa** 1984 - 24            1988 - 1,074            1984-91 - 7,183    1984-95 (inc. 512TR) - 9,941

- 166 Inter**      1948-51 (all) - 38
- 19 Touring
  - 4 Fastback Coupes by Farina
  - 9 Vignale Coupes
  - 1 Ghia Coupe
  - 1 Bertone Coupe
  - 3 Frua Cabriolets



*Ferrari 166*

- 195 Inter**      1950-52: 19
- 7 Vignale Coupes
  - 9 Ghia Coupes
  - 3 Touring Coupes

**206 Dino**      1967-69 - 152

**208**            208 GTB Turbo – 437            208 GTS Turbo – 250  
 208 GT4 CYP:    1974 – 41            1975 – 468            1976 – 193            1977 – 84  
                          1978 – 24            1979 – 47            1980 – 23            Total – 880

- 212 Export**    1951-52 (all) - 26
- 2 Touring Berlinetta
  - 2 Vignale Cabriolet
  - 7 Vignale Berlinetta
  - 4 Vignale Spyder
  - 1 Reggiani Spyder
  - 7 Touring Berlinetta

- 212 Inter**      1951-52 (all) - 84
- 1 Cabriolet by Abbott
  - 2 Ghia Cabriolets
  - 10 Ghia Coupes
  - 2 2+2 Ghia Coupes
  - 3 Pinin Farina Cabriolets
  - 14 Pinin Farina Coupes
  - 1 Coupe by Stailimenti Farina



- 1 Barchetta by Touring
- 6 “Aerlux” Coupes by Touring
- 5 Vignale Cabriolets
- 29 Vignale Coupes
- 2 Vignale Spydery

**225 S** 1952 - 20

**246 Dino** GT 1969-74 - 2,487 GTS 1972-74 - 1,274  
1970 GT Dino European Race Version - 26 exist



1969-74 Ferrari 246GT Dino

**250 Europa** 1953-54 - 18

- 2 Vignale Coupes
- 1 Cabriolet by Pinin Farina
- 15 Coupes by Pinin Farina

**250 Testa Rossa** 1957-62 - 19

**250 GT** 2+2 (250GTE) 1960-64 - 955 (299 1960-61 S1, 356 S2 1962, 300 S3 1963)  
Berlinetta Lusso 1962-64 - 350

**250 GTO** 1962-64 - 39 (36 w/3-litre Engine, 3 w/4-litre engine)

**275** GTB 1964-66 - est. 450 GTS 1964-66 - 200 GTB/4 1966-67 - est. 350  
GTB/4 NART Spyder 1966-68 - 10 (9 imported to USA) GTB/C 1966 - 11

**288** 288 Evoluzione 1987 - 5 1985 288 Evoluzione - 5

**308** 308GT/M 1983 - 3

**308 GT4**

CYP:	1974 - 76	1975 - 598	1976 - 439	1977 - 320	1978 - 267
	1979 - 326	1980 - 112			

**308 GTB**

CYP:	1975 - 26	1976 - 644	1977 - 963	1978 - 415	1979 - 417
	1980 - 432	Total - 2,897			

**308 GTS**

CYP:	1977 - 106	1978 - 884	1979 - 1,029	1980 - 1,200	Total - 3,219
------	------------	------------	--------------	--------------	---------------

**308 GTBi**

CYP:	1980 - 24	1981 - 329	1982 - 141	Total - 494
------	-----------	------------	------------	-------------

**308 GTSi**

CYP:	1980 - 29	1981 - 1,092	1982 - 622	Total - 1,743
------	-----------	--------------	------------	---------------

**308 GTB Qv**

CYP:	1982 - 84	1983 - 204	1984 - 259	1985 - 201	Total - 748
------	-----------	------------	------------	------------	-------------

**308 GTS Qv**

CYP: 1982 – 185      1983 – 871  
 1984 – 1,253      1985 – 733  
 Total – 3,042



*1985 Ferrari 328 GTS*

**328**      GTS 1985-88 - 1,344 (72 built in 1988)  
 GTS 1985-88 - 6,068

**330**      America 1964 - 50      GTC 1966-70 - 500      GTS 1966-68 - 100 (1 w/Targa body)  
 GT 2+2 1963 - 1,075 (455 2-headlight 5-spd, 125 4-lamp, 4-spd, 500 4-lamp w/overdrive)  
 GTS in Azure Blue 1966 - 3

**340 Mexico**      1952 - 4 (3 Vignale Berlinetta, 1 Spyder Vignale)

**340MM**      1953 Coupe - 10      Spyder - 7 (2 by Touring, 5 by Vignale)      Berlinetta Pininfarina - 3

**342 America**      1952-53 - 6

- 1 Vignale Cabriolet
- 3 Coupes by Pinin Farina
- 2 Cabriolets by Pinin Farina

**348**      (all) 1991 - 1,158 (all) 1992 - 1,130 Serie Speciale TS U.S. spec 1993 - 100  
 348tb 1990-94 - 2,895      348ts 1990-94 - 4,230      348 Zagato 1991 - 20  
 348 Spider 1993-95 - 1,090      348GT Competizione 1993 - 50  
 348 GT/C LM 1994 - 2      348 GT/C LM 1994 - 2  
 348 GT Corsa Competizione 1993 - 12

**355**      CYP: 1995 - 2,322      1996 est. - 2,047      1997 – 2,319      1998 – 2,365  
 1999 – 834

**360 Modena**      1999 Sales – 1,418

**365**      California 1966-67 - 14      GT 2+2 1967-71 - 800  
 GT4 2+2 1972-76 - 470      GT4/BB 1973-76 - 387  
 GTC 1968-70 - est. 200      GTS 1968-69 - est. 20  
 GTB/4 Daytona Coupe 1968-74 - est. 1,300  
 GTB/4 Daytona Spyder 1969-70 - est. 50  
 GTC/4 1971-72 - 500



*1970-74 Ferrari 365 GTS/4*

**375 America**      1953-55 - 13

- 1 Ghia Coupe
- 1 Vignale Cabriolet
- 2 Vignale Coupes
- 9 Pinin Farina Coupes

**400**      Superamerica 1959-64 - 50  
 400i 1979-86 - 1,308  
 400i GT w/5-spd 1977-79 - 147



*1985 Ferrari 400i (V-12)*

**410**      Superamerica 1955-59 - 35

**412**      412i 1986-89 - 576 (27 1989 models w/Manual Transmission)

**456** GT 1994-95 - est. 750 GTA 1996-97 - 80  
 GT 1992-97 - 1,417  
 CYP: 1997 - 271 1998 - 388 1999 - 332



2003 Ferrari 456M

**456/550** CYP: 1995 - 471 1996 est. - 729  
 550 Maranello CYP: 1997 - 829 1998 - 878  
 1999 - 694

**500 Superfast** 1964-66 - 36 (7 Right-hand-drive models)

**512** BB 1975-84 - 1,936 (929 without injection) BBi 1981-84 - 1,007 TR 1991-95 - 2,280  
 512TR Speciale 1993 - 15 512BB LM 1983 - 25 512BB Competizione 1978 - 4

**512M** Calendar Year Production: 1995 - 287 1996 est. - 348

Production	1947 - 3	1948 - 5	1949 - 21	1950 - 26	1951 - 33
	1952 - 44	1953 - 57	1954 - 58	1955 - 61	1956 - 81
	1957 - 113	1958 - 183	1959 - 248	1960 - 306	1961 - 441
	1962 - 493	1963 - 598	1964 - 654	1965 - 740	1966 - 665
	1967 - 706	1968 - 729	1969 - 619	1970 - 928	1971 - 1,246
	1972 - 1,844	1973 - 1,772	1974 - 1,436	1975 - 1,337	1976 - 1,426
	1977 - 1,798	1978 - 1,939	1979 - 2,221	1980 - 2,470	1981 - 2,565
	1982 - 2,209	1983 - 2,366	1984 - 2,850	1985 - 3,119	1986 - 3,640
	1987 - 3,902	1988 - 4,001	1989 - 3,821	1990 - 4,307	1991 - 4,595
	1992 - 3,470	1993 - 2,325	1994 - 2,639	1995 - 3,158	1996 - 3,363
	1997 - 3,518	1998 - 3,631	1999 - 3,670	2001 - 4,315	2002 - 4,269
	2003 - 4,500	2004 - 4,954			

**USA Sales** 1978 - 617 1979 - 679 1980 - 779  
 1991 - 1,129 1992 - 1,016 1996 - 743  
 1996 Sales: World-Wide - 3,313 UK Sales - 331 Japan - 251 Middle East - 59  
 Far East/Pacific - 510  
 2000 - 1,020 2001 - 1,140 2002 - 1,204 2003 - 1,312 2004 - 1,176

**World-Wide Sales** 1998 - 3,637 1999 - 3,775

## Fiat

**Argenta/132** 1972-84 - 975,970

**Barchetta** Italy CYP: 1995 - 14,270 1996 - 13,825 1997 - 9,848 1998 - 6,864  
 1999 - 6,199

**Brava/Bravo** Brazil CYP: 1999 - 6,173  
 Italy CYP: 1995 - 95,050 1996 - 279,664 1997 - 254,293 1998 - 192,848  
 1999 - 181,437

U.S. Sales - 1980 - 7,425 1981 - 7,380

**Compagnola** 1951-73 - 7,783 Diesel 31,293 Petrol-engined

**Coupe** Italy CYP: 1995 - 13,616 1996 - 13,672 1997 - 12,186 1998 - 9,023  
 1999 - 6,361

<b>Croma</b>	1986-93 - 643,400			
<b>Dino</b>	2000 Spider 1967-69 - 1,163		2000 Coupe 1967-69 - 3,670	
	2400 Spider 1970-73 - 4202400 coupe 1970-73 - 2,398			
<b>Duna</b>	Argentina CYP: 1999 – 10,720			
<b>Elettra</b>	Italy CYP: 1999 - 138			
<b>Marea</b>	Italy CYP:	1996 – 23,800	1997 – 141,228	1998 – 93,951
	Brazil CYP:	1999 – 21,719		1999 – 87,468
<b>Mirafiora</b>	1978-84 - 1,850,000			
<b>Multipia</b>	Italy CYP:	1998 – 7,956	1999 – 47,708	
<b>Palio</b>	Brazil CYP:	1997 – 388,332	1998 – 270,735	1999 – 223,686
	Argentina CYP:	1999 – 19,674		
<b>Panda</b>	1980-93 - 2,740,350			
	Italy CYP:	1997 – 130,108	1998 – 123,788	1999 – 129,825
<b>Punto</b>	Cabriolet by Bertone CYP:		1995 – 12,680	1996 – 11,899
	Italy CYP:	1997 – 656,283	1998 – 568,590	1999 – 552,260
<b>Regata</b>	1984-90 - 1,970,000			
<b>Siena</b>	Brazil CYP:	1999 – 15,510	Argentina CYP: 1999 – 9,739	
<b>Strada</b>	1978-88 - 1,790,000			
	Abarth 130TC Mark I 1984-85 RHD UK-spec – 344			
	Abarth 130TC Mark II 1985-88 RHD UK-spec – 361			
	U.S. Sales:	1980 – 12,257	1981 – 6,873	
<b>Tipo</b>	1988-93 - 970,740			
<b>Ulysse</b>	France CYP:	1998 – 22,853	1999 – 24,672	
<b>Uno</b>	1983-93 - estimated 6,500,000			
	Italy CYP:	1995 - 30,040		
	Brazil CYP:	1997 – 63,802	1999 – 78,487	
	Argentina CYP:	1999 – 8,557		
<b>X1/9</b>	1973 - 9,052	1974 - 20,620		
	1975 - 17,360	1976 - 15,783		
	1977 - 18,450	1978 - 19,240		
	1979 - 20,083	1980 - 14,993		
	1981 - 4,619	1983 – 2,317		
	USA Sales:	1974 – 10,387	1975 – 15,832	1976 – 10,647
		1978 – 10,817	1979 – 9,347	1980 – 7,628
		1982 – 2,359	1981 – 6,343	



1974 Fiat X1/9 designed by Bertone

**124** Spider 1966-85 - estimated 198,000  
 Spider 1400/1600cc - 60,233 1800cc - 69,208 2000/Europa - 48,998  
 Sport 1600: 1971 - 56,094 1972 - 28,139 1973 - 23,492  
 Sport 1800 1973 - 31,222  
 Sport: 1975 - 23,263 1976 - 11,820  
 Spider 2000 USA Sales:  
 1980 - 9,733  
 1981 - 11,574  
 1982 - 4,824  
 124 Spider USA Sales:  
 1979 - 18,536  
 Abarth Rallye 1972-75 - 1,013



1982 Fiat Spider 2000

**125** Sedan 1967-72 - 603,870

**126** BIS 1987-92 - 879,500

**128** U.S. Sales: 1980 - 139 1981 - 19

**130** Sedan 1969-76 - 15,000 Coupe 1971-77 - 4,491 (some sources list 4,600)

**131** Abarth Rallye 1976 - 400

**600 Multipla** 1956-66 - estimated 130,000

**850** Coupe 1965-72 - 380,000 Spyder 1965-72 - 140,000  
 Spider 1973 - 3,628

**1100** Transformabile 1955-59 - 571

**1200** Sedan 1957-60 - 400,066

**1400** Sedan & Cabriolet 1950-58 - 120,356

**1900** 1952-58 - 15,759

**8V** 1952-54 - 114

- 1 by Pininfarina
- 21 Zagato
- 6 Coupes called Elaborata
- 15 Ghia (includes 6 "Supersonic")
- 10 Vignale (1 convertible and 9 coupes)
- 58 factory bodied cars (30 with single headlamps, 28 with quad slanting headlamps)

**Production** 1992 - 1,103,037 1993 - 844,221 1995 - 1,101,332 1996 - 1,052,868 1997 - 1,219,258  
 1998 - 1,003,101

**Production France** (Sevel):  
 1995 - 15,879 1996 - 20,748 1997 - 20,767 1998 - 21,539 1999 - 24,672

**Production South Africa** CYP  
 1996 - 13,864 1997 - 7,253 1998 - 6,325 1999 - 6,497

**Production Brazil** CYP  
 1990 - 162,587 1991 - 192,140 1992 - 244,652 1993 - 337,445 1994 - 426,848

1995 – 396,400    1996 – 477,775    1997 – 552,099    1998 – 364,748    1999 – 345,575

**Production Argentina CYP**

1996 – 22,654    1997 – 97,631    1998 – 95,046    1999 – 48,690

**USA Sales**

1958 – 21,156    1959 – 38,468    1960 – 20,773    1961 – 11,839    1962 – 9,762  
 1963 – 10,805    1964 – 8,988    1965 – 8,194    1967 – 15,933    1968 – 30,521  
 1969 – 21,498    1970 – 36,096    1971 – 45,469    1972 – 58,375    1973 – 58,447  
 1974 - 10,397    1975 - 15,832    1976 - 10,647    1977 - 10,976    1978 - 10,817  
 1979 - 9,347    1980 - 7,628    1981 - 6,343    1982 - 2,359

**Ford (USA)**

**Aerostar**

U.S. Sales:    1995 - 87,547    1996 - 73,685    1997 – 54,210    1998 – 1,060  
 Calendar Year Production:    1995 - 65,787    1996 - 85,720    1997 est. - 34,765

**Aspire**

U.S. Sales:    1996 – 39,668    1997 – 34,215    1998 – 4,917

**Bronco**

4x4    1973 - 21,894    1974 - 18,786    1975 - 11,273    1976 - 13,625  
       1977 - 13,593    1978 - 69,120    1979 - 93,536    1980 - 48,837  
       1981 - 34,850    1982 - 38,891    1983 - 38,963    1984 - 47,423  
       1985 - 52,316    1986 - 57,448    1987 – 57,013  
 CYP:    1987 – 51,782    1988 – 59,412    1989 – 70,156    1990 – 45,861  
       1991 – 19,959    1992 – 25,516    1993 – 32,281    1994 – 40,215  
       1995 – 37,756  
  
 Pickup: 1966 - 6,930    1967 - 2,602    1969 - 2,317    1970 - 1,700  
           1971 - 1,503  
 Roadster:    1966 - 4,090    1967 – 698  
 Stroope Bronco 1971-74 – 552

**Bronco II**

4x4 U.S. Sales:    1983 – 63,178    1984 – 98,049  
U.S. Sales:    1985 – 104,507    1986 – 103,020    1987 – 120,905  
 CYP:    1985 – 111,351    1986 – 73,908    1988 – 122,086

**Club Wagon**

U.S. Sales:    1996 – 34,384    1997 – 38,091

**Contour**

U.S. Sales:    1995 - 174,214    1996 - 174,187    1997 – 175,632    1998 – 139,838  
                   1999 – 134,487    2000 – 45,109

1998 SVT – 6,535 (1,653 in Toreador Red, 2,487 in Silver Frost, 2,395 in Black)  
 2000 SVT – 2,150

**Courier**

1974 – 144,491    1975 – 56,073    1976 – 51,408    1977 – 13,167    1978 – 70,546  
U.S. Sales:    1979 – 76,883    1980 – 78,401    1981 – 63,925    1982 – 32,967

**Crestline**

Convertible:    1952 - 22,534    1953 - 40,861    1954 - 33,685

**Crown Victoria**

U.S. Sales:    1995 - 98,163    1996 - 108,789    1997 – 112,263    1998 – 111,531  
                   1999 – 114,669    2000 – 92,047    2001 – 95,261    2002 – 79,716  
                   2003 – 78,541    2004 – 70,816    2005 – 63,939

**Durango** 1981 - 124 (Fairmont "El Camino")

**Econoline Van**

U.S. Sales: 1996 – 156,306 1997 – 161,874 1998 – 206,026\* 1999 – 202,024\*  
 2000 – 187,027 2001 – 159,565 2002 – 165,085 2003 – 161,721  
 2004 – 171,017\* 2005 – 179,543\*  
 • includes Club Wagon

**Escape** U.S. Sales: 2000 – 42,635 2001 – 164,184 2002 – 145,471 2003 – 167,678  
 2004 – 183,430 2005 – 165,122

**Escort**

Ford Escort Production Breakdown 1981-1985 ½						
	1981	1982	1983	1984	1985	1985 ½
<b>3-door Hatchback</b>	192554	165660	151386	184323	112406	100554
<b>5-door Hatchback</b>	128173	130473	84649	99444	62709	48676
<b>5-door Wagon</b>	0	88999	79335	88756	45740	36998
<b>Total</b>	320727	385132	315370	372523	220855	186228

Ford Escort Production Breakdown 1986-1991						
	1986	1987	1988	1989	1990	1991
<b>3-door Hatchback</b>	228013	206729	251911	210795	110534	136157
<b>5-door Hatchback</b>	117300	102187	113470	119582	70016	126579
<b>5-door Wagon</b>	84740	65849		32745	15760	62513
<b>GT 3-door</b>	NA	NA	NA	NA	NA	58201
<b>Total</b>	430053	374765	365381	363122	196310	383450

GT: 1992 – 14,241  
U.S. Sales: 1995 - 285,570 1996 - 284,644 1997 – 323,122 1998 – 291,936  
 1999 – 260,486 2000 – 110,736 2001 – 90,503 2002 – 51,857  
 2003 – 25,473 2004 – 1,210

**Excursion** U.S. Sales: 1999 – 18,315 2000 – 50,786 2001 – 34,710 2002 – 29,042  
 2003 – 26,259 2004 – 20,010 2005 – 16,283

**EXP** 1982 - 98,256 1983 - 19,697 1984 - 23,016 1985 - 26,462 1986 - 30,978  
 1987 - 25,888

**Expedition** U.S. Sales: 1996 – 85,756 1997 – 222,504 1998 – 225,703 1999 – 231,125  
 2000 – 213,483 2001 – 178,045 2002 – 163,454 2003 – 181,547  
 2004 – 159,846 2005 – 114,137

**Explorer:** CYP: 1991 – 282,837 1992 – 304,883 1995 – 469,405  
 MYP: 1993 – 328,883

U.S. Sales: 1994 – 271,390 1995 - 395,227 1996 - 402,663 1997 – 406,865  
 1998 – 431,488 1999 – 428,772 2000 – 445,157 2001 – 415,921  
 2002 – 433,847 2003 – 373,118 2004 – 339,333 2005 – 239,788

**F-150:**

F-150 Lightning Production 1993-95				
	Black	Red	White	Total

<b>1993</b>	2691	2585	0	5276
<b>1994</b>	1382	1165	1460	4007
<b>1995</b>	824	695	761	2280
<b>Total</b>	4897	4445	2221	11563
<b>Other Models:</b>				
1994 Lightning Indy 500 Pace Truck – 10				
2000 Harley Davidson Edition – 8,200				

**F-Series**  
U.S. Sales: 1996 – 867,519 1997 – 853,353 1999 – 869,001 2000 – 876,716  
 2001 – 911,597 2002 – 813,701 2003 – 845,586 2004 – 939,511  
 2005 – 901,463

**Fairlane**  
 500XL GT Convertible: 1966 - 4,327 1967 - 2,117  
 500XL GT 2-door hardtop: 1966 - 33,015 1967 - 18,670  
 500 Retractable: 1957 – 20,766 (15 w/312cid 245hp) 1958 – 14,713

**Fairmont**

<b>Ford Fairmont Production (U.S.)</b>					
<b>Year</b>	<b>4-door Sedan</b>	<b>2-door Sedan</b>	<b>Futura Coupe</b>	<b>Futura Sedan</b>	<b>Wagon</b>
<b>1978</b>	136849	78776	116966	0	128390
<b>1979</b>	133813	54798	106065	0	100691
<b>1980</b>	137812	45074	51878	5306	77035
<b>1981</b>	104883*	23066	24197	See 4d	59154
<b>1982</b>	101666	8222	18751*	0	0
<b>1983</b>	69287	3664	7882*	0	0
<b>Total</b>	170953	213600	384553	5306	365270
• Note Futura Name dropped after 1981, coupe renamed "Sport Coupe" 1981 4-door Sedan figures include Futura Sedan					

**Falcon**

<b>Ford Falcon Production Table 1960-65</b>						
	<b>1960</b>	<b>1961</b>	<b>1962</b>	<b>1963</b>	<b>1964</b>	<b>1965</b>
<b>4-door Sedan</b>	167896	159761	126041	62365	27722	30186
<b>2-door Wagon</b>	27552	32045	20025	11591	6034	4891
<b>2-door Sedan</b>	193470	150032	143650	70530	36441	35858
<b>4-door Wagon</b>	46758	87933	66819	41961	17779	14911
<b>Futura Coupe</b>	0	44470	17011	28496	32608	25754
<b>Squire Wagon</b>	0	0	22583	8269	6766	6703
<b>Futura 4-door</b>	0	0	0	31736	38032	33985
<b>Futura 2-door</b>	0	0	0	27018	16833	11670
<b>Futura Conv</b>	0	0	0	31192	13220	6315
<b>Futura Sprint Coupe</b>	0	0	0	10479	13830	2806
<b>Futura Sprint Convertible</b>	0	0	0	4602	4278	300
<b>Deluxe 2-door</b>	0	0	0	0	28411	13824
<b>Deluxe 4-door</b>	0	0	0	0	26532	13850
<b>Deluxe Wagon</b>	0	0	0	0	20697	12548
<b>Futura Coupe w/buckets</b>	0	0	0	0	8607	0
<b>Futura Conv. W/buckets</b>	0	0	0	0	2980	0



<b>Total</b>	435676	474241	396129	328239	300770	213601
--------------	--------	--------	--------	--------	--------	--------

<b>Ford Falcon Production Table 1966-70 1/2</b>						
	<b>1966</b>	<b>1967</b>	<b>1968</b>	<b>1969</b>	<b>1970</b>	<b>1970.5</b>
<b>2-door</b>	41432	16082	29166	29262	4373	26071
<b>4-door</b>	34685	13554	36433	22719	5301	30443
<b>Wagon 4-door</b>	16653	5553	15576	11568	1624	10539
<b>Futura Club Cpe</b>	21997	6287	10633	6482	1129	0
<b>Futura Spt Cpe</b>	20289	7053	10077	5931	0	0
<b>Futura 4-door</b>	34039	11254	18733	11850	2262	0
<b>Futura Wagon 4d</b>	13574	4552	10761	7203	1005	0
<b>Total</b>	182669	64335	131379	95015	15694	67053

**Five Hundred**

U.S. Sales: 2004 – 14,106 2005 – 107,932

**Focus**

U.S. Sales: 1999 – 55,846 2000 – 286,166 2001 – 264,414 2002 – 243,199  
2003 – 229,353 2004 – 208,339 2005 – 184,825

SVT Focus 2002 – 4,788

Black – 1,320 (731 with red interior, 589 with black interior)  
Silver – 1,259 (513 with red interior, 746 with black interior)  
Red – 1,025 (all with red interior)  
Blue – 1,184 (all with black interior)

SVT Focus 2003 – 6,158

3-door – 3,985  
Black – 1,266 (981 Red interior, 63 blue interior, 222 Euro)  
Red – 1,111 (1010 Red interior, 101 Euro)  
Blue – 178 (all with Blue interior)  
Silver – 876 (616 Red interior, 100 Blue interior, 160 Euro)  
Yellow – 253  
Orange – 301

5-door – 2,173

Black – 770 (717 Red interior, 53 Blue interior)  
Red – 582 (all with Red interior)  
Blue – 120 (all with Blue interior)  
Silver – 701 (591 with Red interior, 110 with Blue interior)

SVT Focus 2004 – 3,057

3-door – 1,978  
Black – 427 (197 Red interior, 102 Blue interior, 128 Euro)  
Red – 375 (313 Red interior, 62 Euro)  
Blue – 466 (392 Blue interior, 74 Euro)  
Silver – 466 (135 red interior, 244 blue interior, 87 Euro)  
Yellow – 123  
Orange – 121

5-door – 1,079

Black – 278 (112 red interior, 56 blue interior, 110 Euro)  
Red – 128 (99 Red interior, 29 Euro)  
Blue – 194 (146 Blue interior, 48 Euro)  
Silver – 362 (66 Red interior, 192 Blue interior, 104 Euro)  
Yellow – 66  
Orange – 51

Total SVT Focus Production – 14,003 (all years)

**Freestar**

U.S. Sales: 2003 – 15,771 2004 – 100,622 2005 – 77,585

**FreeStyle**

U.S. Sales: 2004 – 8,509 2005 – 76,739

**Fusion**

U.S. Sales: 2005 – 16,983

**Galaxie**

<b>Ford Galaxie 500 Production Table</b>				
<b>Year</b>	<b>HT Coupe</b>	<b>Fastback</b>	<b>Convertible</b>	<b>XL Conv</b>
1962	87562	0	42646	13183
1963	49733	0	29713	
1964	206998	0	37311	15169
1965	157284	0	31930	9849
1966	198532	0	27454	6360
1967	197388	0	19068	5161
1968	84332	69760	11832	6066
1969	71920	63921	6910	0
1970	57059	50825	0	0
1971	89966	11150	0	0
1972	80855	0	0	0
1973	70808	0	0	0
1974	34214	0	0	0
<b>Total</b>	<b>1386651</b>	<b>195656</b>	<b>206864</b>	<b>42605</b>

Other Statistics:

1963 ½ Lightweight – 20

1963 “R” Notchback – 47

1966 7-Litre “Q” – 1,893 HT Coupe – 8,705 Convertible – 2,368



1964 Ford Galaxie 500XL Hardtop



1969 Ford Galaxie 500 Coupe

Victoria Hardtop Coupe: 1959 - 121,869 1961 - 75,437 1962 - 87,562

Specials/Limited Editions:

- 1959 Skyliner Retractable – 12,915

**GP**

1941 - 4,456 (est. 200 exist)

**Granada**

<b>Ford Granada Production Table</b>					
	<b>4-door</b>	<b>2-door</b>	<b>Ghia 2d</b>	<b>Ghia 4d</b>	<b>Wagon</b>
1975	118168	100810	40028	43652	0
1976	187923	161618	46786	52457	0
1977	163071	157612	34166	35730	0
1978	110481*	139305*	0	0	0
1979	105526	76850	0	0	0
1980	29557	60872	0	0	0
1981	86284	35057	0	0	0
1982	62339	12802	0	0	45182
<b>Total</b>	<b>863349</b>	<b>744926</b>	<b>120980</b>	<b>131839</b>	<b>45182</b>

\* Includes Ghia and ESS models

GT

U.S. Sales: 2004 – 144 2005 – 1,302

LTD

Ford LTD Production Table 1965-69					
	1965	1966	1967	1968	1969
Hardtop Cpe	37691	31696	46036	54163	111585
Hardtop Sdn	0	69400	51978	61755	113168
4-door Sedan	0	0	12491	22834	63709
Squire 6-Pass Wagon	0	0	0	0	46445
Squire 9-Pass Wagon	0	0	0	0	82790
<b>Total</b>	37691	101096	110505	138752	417697

Ford LTD Production Table 1970-74					
	1970	1971	1972	1973	1974
Hardtop Coupe	96324	103896	101048	120864	73296
Brougham HT Coupe		43303	50409	68901	39084
4-door Sedan	78306	92260	104167	122851	72251
Brougham Sedan		26186	36909	49553	30203
Hardtop Sedan	90390	48166	33742	28606	12375
Brougham HT Sedan		27820	23364	22268	11371
Country Squire 6-pass	39837	130644	121419	142983	64047
Country Squire 9-Pass	69077				
Convertible	0	5750	4234	0	0
B'ham formal HT Cpe	0	0	50409	0	0
<b>Total</b>	373934	478025	525701	556026	302627

Ford LTD Production Table 1975-79					
	1975	1976	1977	1978	1979
2-door Coupe	47432	62844	73637	57466	54005
4-door Sedan	82382	108168	160255	112392	117730
Wagon 2S/3S	22936	30237	90711	71285	37955
Country Squire Wagon	41550	47379			29932
Brougham 4-door	32327	32917	0	0	0
Brougham 2-door	24005	20863	0	0	0
Landau 4-door	32506	35663	65030	39836	74599
Landau 2-door	26919	29673	44396	27305	42314
<b>Total</b>	310057	367744	434029	308284	356535

Ford LTD II Production 1977-79			
	1977	1978	1979
S Hardtop Coupe	9531	9004	834
S 4-door Sedan	18775	21122	9649
Hardtop Coupe	57449	76285	18300
Brougham Hardtop Coupe	20979		
4-door Sedan	57704	64133	19781
Brougham 4-door Sedan	18851		
S Wagon	9636	0	0
Base Wagon	23237	0	0

<b>Squire Wagon</b>	17162	0	0
<b>Total</b>	233324	170544	48564

<b>Ford LTD Production Table 1980-84</b>					
	<b>1980</b>	<b>1981</b>	<b>1982</b>	<b>1983</b>	<b>1984</b>
<b>S 2-door Sedan</b>	553	0	0	0	0
<b>S 4-door Sedan</b>	19283	17490	22182	0	0
<b>2-door Sedan</b>	15333	6279	3510	0	0
<b>4-door Sedan</b>	51360	35932	29776	0	154173
<b>Brougham 4-door Sedan</b>	0	0	0	111813	
<b>L 4-door Sedan</b>	0	0	0		0
<b>Crown Victoria 2-door</b>	7725	11061	9287	11414	12522
<b>Crown Victoria 4d "S"</b>	0	0	0	81859	130164
<b>Crown Victoria 4-door</b>	21962	39139	41405		
<b>S Wagon</b>	3490	2465	2973	0	0
<b>Wagon</b>	11718	10554	9294	43945	59569
<b>Country Squire Wagon</b>	9868	9443	9626	20343	30803
<b>Crown Victoria S Wgn</b>	0	0	0		
<b>Crown Victoria Wagon</b>	0	0	0		
<b>LX 302-cid V8</b>	0	0	0	0	3260
<b>Total</b>	141292	132363	128053	269374	390491


<b>Ford LTD/LTD Crown Victoria Production Table 1985-89</b>					
	<b>1985</b>	<b>1986</b>	<b>1987</b>	<b>1988</b>	<b>1989</b>
<b>4-door Sedan</b>	162884	58270	0	0	0
<b>Wagon</b>	42642	14213	0	0	0
<b>Crown Victoria 2-door</b>	13673	6559	5527	0	0
<b>Crown Victoria 4-door</b>	154612	97314	105789	110249	120741
<b>Crown Victoria Wagon</b>	30825	20164	17562	14940	13362
<b>Total</b>	404636	196520	128878	125189	134103
Other Statistics:					
1990 Crown Victoria 4-door Sedan – 68,187					
1990 Crown Victoria Wagon – 6,419					
1991 Crown Victoria 4-door Sedan – 81,667					
1991 Crown Victoria Wagon – 3,865					

**Maverick**

<b>Ford Maverick Production Table</b>			
<b>Year</b>	<b>2-door</b>	<b>4-door</b>	<b>Grabber</b>
<b>1970</b>	578914	0	0
<b>1971</b>	159726	73208	38963
<b>1972</b>	145931	73686	35347
<b>1973</b>	148943	110382	32350
<b>1974</b>	139818	137728	23502
<b>1975</b>	90695	63404	8473
<b>1976</b>	60611	79076	0
<b>1977</b>	40086	58420	0
<b>Total</b>	<b>1364724</b>	<b>595904</b>	<b>138635</b>
<b>Other Models:</b>			
1976 Stallion – 5,529			

**Mustang**

Year	Conv	2d Base	Hatch	Grande	Mach I	Ghia II
1989	42244					
1990	26958					
1991	21513					
1992	23470					
1993	27300					
1994	47055					

1993 Ford SVT Coupe Production Table			
Exterior Color	Interior Color	Upholstery	Production
Black	Black	Cloth	448
	Grey	Cloth	327
		Leather	1079
Red	Black	Cloth	362
	Grey	Cloth	522
		Leather	1007
Teal	Black	Cloth	185
	Grey	Cloth	368
		Leather	802
Totals:			
Street – 4,993    Race – 107    Total – 5,100			
Black – 1,854    Red – 1,891    Teal – 1,355			
			

*1993 Ford Mustang SVT Cobra*

1994 Ford SVT Cobra Production Table			
Exterior Color	Interior Color	Upholstery	Production
Black	Black	Cloth	331
		Leather	776
	Saddle	Cloth	130
		Leather	558
Red	Black	Cloth	333
		Leather	625
	Saddle	Cloth	208
		Leather	742
White	Black	Leather (F)	1000
		Cloth	268
	Saddle	Leather	473
		Cloth	123
		Leather	442
Totals:			

Coupes – 5,009	Convertible – 1,000	Total – 6,009
Black – 1,795	Red – 2,908	White – 1,306

<b>1995 Ford SVT Cobra Production Table</b>			
<b>Exterior Color</b>	<b>Interior Color</b>	<b>Upholstery</b>	<b>Production</b>
Black	Black	Cloth	137
		Leather	760
	Saddle	Cloth	55
		Leather	1484*
Red	Black	Cloth	110
		Leather	535
	Saddle	Cloth	85
		Leather	717
White	Black	Cloth	127
		Leather	498
	Saddle	Cloth	316**
		Leather	434
Totals:			
Coupe – 4,005    Convertible – 1,003    Race – 250    Total – 5,258			
Black – 2,436    Red – 1,447    White – 1,375			
Note:			
* All Convertibles were Black/Saddle Leather with 499 equipped with Removeable Hardtop			
** Total includes 250 White/Saddle Cloth Race Models			

<b>1996 SVT Cobra Coupe Production Table</b>			
<b>Exterior Color</b>	<b>Interior Color</b>	<b>Upholstery</b>	<b>Production</b>
Black	Black	Cloth	13
		Leather	1376
	Saddle	Cloth	8
		Leather	725
Mystic	Black	Cloth	9
		Leather	1990
	Saddle	Cloth	0
		Leather	0
Red	Black	Cloth	16
		Leather	926
	Saddle	Cloth	4
		Leather	994
White	Black	Cloth	10
		Leather	739
	Saddle	Cloth	10
		Leather	676
Totals:			
Coupe – 7,496    Convertible – 2,509			
Coupe Totals:			
Black – 2,122    Mystic – 1,999    Red – 1,940    White – 1,435			
Convertible Totals:			
Black – 1,053    Red – 962    White – 494			

<b>1996 Ford SVT Cobra Convertible Production Table</b>
---

Exterior	Top Color	Interior	Upholstery	Production
Black	Black	Black	Cloth	2
			Leather	664
		Saddle	Leather	158
	Saddle	Black	Leather	5
		Saddle	Cloth	1
			Leather	222
	White	Black	Leather	1
Red	Black	Black	Cloth	2
			Leather	362
		Saddle	Leather	36
	Saddle	Saddle	Cloth	1
			Leather	536
	White	Black	Cloth	1
			Leather	13
		Saddle	Leather	11
White	Black	Black	Leather	144
		Saddle	Leather	11
	Saddle	Saddle	Cloth	1
			Leather	220
	White	Black	Cloth	2
			Leather	59
		Saddle	Leather	57

1997 Ford SVT Cobra Coupe Production Table			
Exterior Color	Interior Color	Upholstery	Production
Black	Black	Cloth	43
		Leather	1641
	Saddle	Cloth	7
		Leather	678
Green	Black	Cloth	0
		Leather	0
	Saddle	Cloth	27
		Leather	1028
Red	Black	Cloth	39
		Leather	1131
	Saddle	Cloth	13
		Leather	811
White	Black	Cloth	47
		Leather	659
	Saddle	Cloth	
		Leather	
Totals:			
Coupe – 6,918		Convertible – 3,088	
Black – 2,369	Green – 1,035	Red – 1,994	White – 1,543

1997 Ford SVT Cobra Convertible Production Table				
Exterior	Top Color	Interior	Upholstery	Production
Black	Black	Black	Cloth	14
			Leather	840
		Saddle	Cloth	2
			Leather	92

	Saddle	Black	Leather	12
		Saddle	Leather	219
	White	Black	Leather	1
Green	Saddle	Saddle	Cloth	4
			Leather	365
	White	Saddle	Leather	8
Red	Black	Black	Cloth	6
			Leather	416
		Saddle	Leather	15
	Saddle	Saddle	Cloth	7
			Leather	466
	White	Black	Leather	13
		Saddle	Leather	2
White	Black	Black	Cloth	2
			Leather	190
		Saddle	Cloth	1
			Leather	4
	Saddle	Black	Leather	7
		Saddle	Cloth	4
			Leather	258
	White	Black	Leather	76
		Saddle	Cloth	3
			Leather	61

1998 Ford Mustang SVT Cobra Coupe Production Table			
Exterior Color	Interior Color	Upholstery	Production
Black	Black	Cloth	6
		Leather	1344
	Saddle	Cloth	2
		Leather	356
Blue	Black	Cloth	10
		Leather	553
Red	Black	Cloth	5
		Leather	675
	Saddle	Cloth	5
		Leather	551
White	Black	Cloth	8
		Leather	506
	Saddle	Cloth	10
		Leather	434
Yellow	Black	Cloth	5
		Leather	704
<b>Total</b>			<b>5174</b>

1998 Ford Mustang SVT Cobra Convertible Production Table				
Exterior	Top Color	Interior	Upholstery	Production
Black	Black	Black	Leather	967
		Saddle	Leather	61
	Saddle	Black	Leather	11
		Saddle	Leather	215



	White	Black	Cloth	1
			Leather	1
Blue	Black	Black	Cloth	1
			Leather	224
	White	Black	Cloth	1
			Leather	23
Red	Black	Black	Cloth	1
			Leather	340
		Saddle	Leather	12
	Saddle	Saddle	Cloth	2
			Leather	484
	White	Black	Leather	3
White	Black	Black	Leather	218
		Saddle	Leather	6
	Saddle	Saddle	Leather	267
	White	Black	Leather	46
		Saddle	Cloth	1
			Leather	40
Yellow	Black	Black	Cloth	5
			Leather	542
	White	Black	Leather	8
<b>Total</b>				<b>3480</b>

<b>1999 Ford Mustang SVT Cobra Coupe Production Table</b>					
<b>Interior ?, Exterior ?</b>	<b>Black</b>	<b>Red</b>	<b>White</b>	<b>Green</b>	<b>Total</b>
<b>Dark Charcoal</b>	1204	734	472	185	2595
<b>Medium Parchment</b>	412	478	322	223	1435
<b>Other</b>	3	7	0	0	10
<b>Total</b>	1619	1219	794	408	4040

<b>1999 Ford Mustang SVT Cobra Convertible Production Table</b>					
<b>Interior ?, Exterior ?</b>	<b>Black</b>	<b>Red</b>	<b>White</b>	<b>Green</b>	<b>Total</b>
<b>Charcoal/Black Top</b>	1287	598	278	89	2252
<b>Charcoal/Saddle Top</b>	9	0	0	0	9
<b>Charcoal/White Top</b>	8	16	63	10	97
<b>Parchment/Black Top</b>	134	28	2	11	175
<b>Parchment/Saddle Top</b>	317	608	349	208	1482
<b>Parchment/White Top</b>	0	0	38	0	38
<b>Other</b>	0	1	1	0	2
<b>Total</b>	1755	1251	731	318	4055

<b>Ford Mustang Production Breakdown 1964 ½ - 1970</b>						
	<b>1964 ½ /1965</b>	<b>1966</b>	<b>1967</b>	<b>1968</b>	<b>1969</b>	<b>1970</b>
<b>Hardtop Coupe</b>	501965	499751	356271	249447	128458	82569
<b>Convertible</b>	101945	72119	44808	25376	14746	7673
<b>Fastback Coupe</b>	77079	35698	71042	42581	60046	39316
<b>Boss 302 Fastback</b>	0	0	0	0	1934	6319

<b>Boss 429 Fastback</b>	0	0	0	0	858	498
<b>Grandé Hardtop Coupe</b>	0	0	0	0	22182	13581
<b>Mach I Fastback Coupe</b>	0	0	0	0	72458	40970
<b>Total</b>	680989	607568	472121	317404	300682	190926

Other Statistics:

1965 with 271hp 289-engine – 7,273

1965 with GT option – 15,079

1965 Indy Pace Car Replica Hardtops – 185

1966 High Country Special – 333

1967 High Country Special – 400

1967 GT/GTA – 24,078

1968 High Country Special – 250

1968 ½ Fastback GT 390 – 7,661

1968 ½ 428/335 – 15

1968 ½ Cobra Jet – est. 2,800

1969 Trans Am – 9 (2 still exist)

1970 “R” Convertible – 4



1965 Ford Mustang Convertible



1966 Ford Mustang Fastback

**Ford Mustang Production Breakdown 1971-1976**

	1971	1972	1973	1974	1975	1976
<b>Hardtop Coupe</b>	65696	57350	51480	0	0	0
<b>Convertible</b>	6121	6401	11853	0	0	0
<b>Fastback Coupe</b>	22155	15622	10820	0	0	0
<b>Grandé Hardtop Coupe</b>	17406	18045	25274	0	0	0
<b>Mach I Fastback</b>	36499	27675	35440	0	0	0
<b>Boss 351 Fastback</b>	1806	0	0	0	0	0
<b>II 2-door Coupe</b>	0	0	0	177671	85155	78508
<b>II Hatchback</b>	0	0	0	74799	30038	62312
<b>II Ghia 2-door Coupe</b>	0	0	0	89477	52320	37515
<b>II Mach I Hatchback</b>	0	0	0	44046	21062	9232
<b>Total</b>	149683	125093	134867	385993	188575	187567



1971 Ford Mustang Convertible



1973 Ford Mustang Mach I



1973 Ford Mustang Hardtop Coupe

<b>Ford Mustang Production Breakdown 1977-1982</b>						
	<b>1977</b>	<b>1978</b>	<b>1979</b>	<b>1980</b>	<b>1981</b>	<b>1982</b>
<b>II 2-door Coupe</b>	67783	81304	0	0	0	0
<b>II Hatchback</b>	49161	68408	0	0	0	0
<b>II Ghia 2-door Coupe</b>	29510	34730	0	0	0	0
<b>II Mach I Hatchback</b>	6719	7968	0	0	0	0
<b>2-door Coupe</b>	0	0	156666	128893	77458	0
<b>3-door Hatchback</b>	0	0	120535	98497	77399	0
<b>Ghia 2-door Coupe</b>	0	0	56351	23647	13422	0
<b>Ghia 3-door Hatchback</b>	0	0	36384	20285	14273	0
<b>L/GL Coupe 2-door</b>	0	0	0	0	0	45316
<b>GL Hatchback</b>	0	0	0	0	0	45901
<b>GT Hatchback</b>	0	0	0	0	0	23447
<b>GLX 2-door Coupe</b>	0	0	0	0	0	5828
<b>GLX Hatchback</b>	0	0	0	0	0	9926
<b>Total</b>	153173	192410	369936	271322	182552	130418
<b>Other Statistics:</b>						
1978 King Cobra II – est. 5,000						
1979 Indy Pace Car Replica – 10,481						
⇒ 5.0 Litre Auto – 2,106						
⇒ 5.0 Litre 4-Speed – 2,402						
⇒ 2.3 Litre Turbo – 5,970						
⇒ Jack Roush Built with T-Top – 3						
1981 McLaren – est. 250						

<b>Ford Mustang Production Breakdown 1983-1988</b>						
	<b>1983</b>	<b>1984</b>	<b>1985</b>	<b>1986</b>	<b>1987</b>	<b>1988</b>
<b>2-door Coupe</b>	33201	37780	56781	106720	64704	211225
<b>Convertible</b>	23438	17600	15110			
<b>3-door Hatchback</b>	64234	86200	84623	117690	94441	
<b>Total</b>	120873	141580	156514	224410	159145	211225
<b>Other Statistics:</b>						
<b>SVO Breakdown:</b>						
1984 - 4,508      1985 Sales - 1,954      1986 - 3,382						
1984-86 - 9,844      1985 1/2 w/Prep Package – 10      1986 w/Prep package – 83						
1983-85 Turbo GT Hatchback – est. 3,000      Convertible – est. 600						

<b>Ford Mustang SVO Production Breakdown</b>				
	<b>U.S.</b>	<b>Canada</b>	<b>Export</b>	<b>Total</b>
<b>1984</b>	4263	222	23	4508
<b>1985</b>	1498	17	0	1515
<b>1985 ½</b>	427	10	2	439
<b>1986</b>	3314	58	10	3382
<b>Total</b>	9502	307	35	9844

<b>Ford Mustang SVO Production Breakdown</b>				
	<b>1984</b>	<b>1985</b>	<b>1986</b>	<b>Total</b>
<b>Black</b>	1388	541	1031	2960
<b>Dark Charcoal Met.</b>	1022	0	0	1022
<b>Silver Metallic</b>	864	158	222	1244
<b>Med. Can. Red. Met.</b>	984	232	378	1594
<b>Jalapeno Red</b>	0	290	666	956
<b>Dark Sage</b>	0	34	13	47
<b>Dark Shadow Blue</b>	0	0	69	69
<b>Oxford White</b>	0	335	547	882
<b>Med. Charcoal Met.</b>	0	334	0	334
<b>Dark Grey Metallic</b>	0	0	388	388
<b>Other Statistics:</b>				
1984 with Air Conditioning – 3,967				
1984 with Flip-up Roof – 987				
1984 with Leather seats – 1,465				
1984 with Cloth Seats – 2,793				
1985 with Flip-up Roof – 300				
1985 with Leather seats – 592				
1985 with Cloth seats – 1,331				
1985 with single rear Spoiler – 6				
1986 with Flip-up Roof – 1,004				
1986 with Leather seats – 1,150				
1986 with Cloth seats – 2,163				
1986 with Single rear Spoiler – 295				

<b>Ford Mustang Color Breakdown 1994-1997</b>				
	<b>1994</b>	<b>1995</b>	<b>1996</b>	<b>1997</b>
<b>Black</b>	19,849	27,112	23,726	20,944
<b>White</b>	18,760	26,899	20,189	18,275
<b>Laser Red</b>	22,345	29,450	25,204	17,417
<b>Rio Red</b>	13,793	22,533	14,490	14,519
<b>Pacific Green</b>	0	0	18,592	10,443
<b>Deep Forest Green</b>	18,869	27,792	4,687	9,116
<b>Midnight Blue</b>	0	2,584	7,655	4,424
<b>Deep Violet</b>	0	0	4,769	2,462
<b>Orange</b>	0	0	829	1,519
<b>Gold</b>	0	0	0	1,135
<b>Bright Blue</b>	6,191	7,819	0	0
<b>Teal</b>	11,948	9,845	0	0
<b>Iris Metallic</b>	1,304	0	0	0
<b>Vibrant Red</b>	2,453	1,625	0	0

<b>Canary Yellow</b>	4,038	3,497	0	0
<b>Opal Frost</b>	4,048	5,881	4,392	0
<b>Mystic</b>	0	0	1,950	0

<b>Ford Mustang Color Breakdown 1998-2002</b>					
	<b>1998</b>	<b>1999</b>	<b>2000</b>	<b>2001</b>	<b>2002</b>
<b>Black</b>	32,326	24,923	39,791	24,360	21554
<b>Laser Red</b>	28,174	18,249	33,804	23,740	16611
<b>White</b>	26,114	18,907	32,606	17,869	16162
<b>Dark Green</b>	17,060	8,761	13,262	7,913	0
<b>Rio Red/Torch Red</b>	16,971	13,956	17,764	9,775	12941
<b>Silver</b>	14,560	15,969	37,617	23,119	20681
<b>Atlantic Blue</b>	12,151	9,639	11,873	0	0
<b>Pacific Green</b>	9,929	6,372	5,206	2,793	0
<b>Bright Atlantic Blue</b>	7,074	1,048	4,979	0	0
<b>Yellow</b>	6,283	6,811	917	10,706	8684
<b>Gold</b>	0	0	5,171	0	0
<b>Mineral Grey</b>	0	0	0	17,068	26898
<b>Dark Highland Green (Bullitt Exclusive)</b>	0	0	0	2,638	0
<b>True Blue</b>	0	0	0	15,361	11896
<b>Electric Green</b>	0	0	0	0	636
<b>Tropic Green</b>	0	0	0	0	3445

<b>Roush Mustang Production Numbers 2001</b>			
	<b>Coupe</b>	<b>Convertible</b>	<b>Total</b>
<b>Yellow</b>	8	11	19
<b>Laser Red</b>	13	10	23
<b>Performance Red</b>	3	3	6
<b>True Blue</b>	14	14	28
<b>Mineral Gray</b>	20	8	28
<b>Black</b>	34	14	48
<b>Silver</b>	7	6	13
<b>White</b>	4	7	11
<b>Total</b>	103	73	176

**Special/Limited Edition/Conversions:**

- 1984 GT-350 20<sup>th</sup> Anniversary – 5,261
  - ⇒ 5.0L 5-speed Convertible – 587
  - ⇒ 5.0L automatic convertible – 670
  - ⇒ 2.3L Turbo 5-speed convertible – 104
  - ⇒ 5.0L 5-speed hatchback – 2,604
  - ⇒ 5.0L automatic hatchback – 934
  - ⇒ 2.3L Turbo 5-speed Hatchback – 362
  - ⇒ VIP Convertibles – 16
  - ⇒ Canadian-spec – 245
- 1985 Twister Special Iis (Limited Kansas City DSO special edition) – 90
  - ⇒ 5.0L 5-speed Convertible – 9
  - ⇒ 5.0L automatic convertible – 5
  - ⇒ 5.0L 5-speed hatchback – 74
  - ⇒ 5.0L automatic hatchback – 2
- 1987 GT Hatchback – 37,065 (some sources suggest 37,088)

- ⇒ Black – 9,292
- ⇒ Scarlet Red – 7,465
- ⇒ Oxford White – 6,799
- ⇒ Dark Grey Metallic – 1,268
- ⇒ Dark Shadow Blue Metallic – 4,065
- ⇒ Medium Cabernet – 3,644
- ⇒ Light Grey – 1,268
- 1987 GT Convertible – 10,451
  - ⇒ Oxford White – 3,576
  - ⇒ Scarlet Red – 2,331
  - ⇒ Black – 2,211
  - ⇒ Medium Cabernet – 713
  - ⇒ Dark Shadow Blue Metallic – 674
  - ⇒ Dark Grey Metallic – 576
  - ⇒ Light Grey – 206
  - ⇒ Bright Regatta Blue Metallic – 164
- 1989 M25 by Kenny Brown – 25
- 1990 25<sup>th</sup> Anniversary 5.0 LX Convertible – 4,301 (all painted Emerald Green)
- 1992 LE Convertible – 2,193 (some sources list 2,196)
- 1993 Feature Convertible: Yellow – 1,419
- 1993 Feature Convertible: White – 1,500 (444 manual, 1056 Automatic)
- 1993 Cobra R – 107 (all painted red)
- 1995 Cobra R – 250 (all painted white)
- 1999 GT w/35<sup>th</sup> Anniv. Package – 4,628
  - 2,318 Coupes
  - 2,310 Convertibles
  - 1,555 Red
  - 1,299 Black
  - 1,259 Silver
  - 515 White
- 2000 Spring Feature Cars – 3,901 (GT Only)
- 2001 Bullitt – 5,582
  - Dark Highland Green – 3,041
  - Black – 1,818
  - True Blue – 723
- 2003 Mach I – 9,652
  - Manual transmission – 7,709
  - Automatic – 1,943
  - Red – 2,513
  - Blue – 2,250
  - Black – 1,611
  - Grey – 1,595
  - Yellow – 869
  - White – 814
- 2003 Mustang Breakdown
  - Black – 24,937
  - Dark Grey – 21,934
  - Silver Metallic – 21,216
  - Red – 20,908
  - Oxford White – 16,449
  - Torch Red – 14,992
  - True Blue – 10,245

- Zinc Yellow – 10,141
  - 2,917 V6 with Automatic
  - 539 V6 Manual
  - 442 GT Coupe with automatic
  - 701 GT Coupe with manual
  - 145 Mach I Coupe with Automatic
  - 703 Mach I Coupe with Manual
  - 481 Coupe Cobra – 481
  - 985 GT Convertibles
  - 315 Cobra convertibles
  - 2843 V6 convertibles
  - 4213 total convertibles in yellow
- Sonic Blue – 7,566
- Azure blue (Mach 1) – 2,223
- Tropic Green – 1,748
- Mineral Grey – 452 (all Cobras)
- Satin silver – 323 (all Cobras)

#### 2004 Mustang Breakdown

- Black – 22,094
- Silver Metallic – 19,755
- Redfire – 19,068
- Dark Grey – 18,415
- Oxford White – 16,846
- Torch Red – 15,935
- Sonic Blue – 9,036
- Screaming Yellow – 7,501
- Orange – 6,426
- Crimson Red – 4,529
- Azure blue – 1,309
- Mysti-Chrome – 993
- Total 2004 Mustang – 141,907

#### 2004 Mach I Breakdown:

- Screaming Yellow – 768
- Orange – 1039
- Dark Grey – 1039
- Black – 1064
- White – 697
- Azure Blue – 1316
- Torch Red – 1259
- Total Mach I – 7,182

#### 2004 Cobra SVT Breakdown:

- 299 Screaming Yellow Coupes
- 281 Orange Coupes
- 316 White Coupes
- 477 torch Red Coupes
- 509 Redfire Coupes
- 515 Mysti-Chrome Coupes
- 551 Silver Coupes
- 820 Black Coupes
- 3768 Total Cobra Coupes
- 167 Screaming Yellow Convertibles
- 72 orange Convertibles

- 128 White Convertibles
- 167 Torch Red Convertibles
- 209 Redfire Convertibles
- 266 Silver convertibles
- 392 Black Convertibles
- 495 Mysti-Chrome Convertibles
- 1,896 Total Cobra convertibles

2005 Mustang Production					
	Base convertible	Base Coupe	GT Convertible	GT Coupe	Total
Black	4259	10383	3467	11226	29335
Torch Red	4056	8046	2395	5613	20110
Lime	1253	3920	492	2076	7741
Mineral Gray	3119	8011	866	4594	16590
Redfire	3509	8199	1630	5289	18627
Satin Silver	3675	9800	1252	6467	21194
Sonic Blue	1120	4416	662	2896	9094
White	3228	7158	908	3596	14890
Windveil Blue	2902	7359	824	3308	14393
Yellow	1662	3545	847	2384	8438
<b>Total</b>	<b>28783</b>	<b>70837</b>	<b>13343</b>	<b>47449</b>	<b>160412</b>
Additional Statistics:					
Automatic transmission – 110,449					
Black cloth convertible tops – 31,862					
Tan cloth convertible tops – 10,264					

U.S. Sales: 1996 Convertible - 31,252  
 1995 - 136,962 1996 - 122,674 1997 - 116,610 1998 – 144,732  
 1999 – 166,915 2000 – 173,676 2001 – 169,198 2002 – 138,356  
 2003 – 140,350 2004 – 129,858 2005 – 160,975

**Pinto**

Ford Pinto Production Table			
Year	2-door	Hatch	Wagon
1971	288606	63796	0
1972	181002	197290	101483
1973	116146	150603	217763
1974	132061	174754	237394
1975	64081	68919	90763
1976	92264	92540	105328
1977	48863	74237	79499
1978	62317	74313	52269
1979	75789	69383	53846
1980	84053	61842	39159
Total	1145182	1027677	977504

**Probe**


USA Sales: 1989 - 133,650 1990 - 109,898 1991 - 93,737 1992 - 50,517  
 1993 - 89,701 1994 - 83,872 1995 - 52,696 1996 - 32,505  
 1997 – 17,068



Production: 1990 – 109,898 1991 – 93,737 1992 – 50,517 1993 – 89,701  
1994 – 83,872

**Ranchero**

Ranchero Production Table						
Year	500	GT/XL	Squire	Deluxe	Base	Total
1966				11038	9480	
1967	9504	1881			5858	
1968	10029	1669			5014	
1969	11214	1658			5856	
1970	8976	3905	3943		4816	
1971	12678	3632	2595		6041	
1972	23431	12620	4283			
1973	4787	25634	15320			
1974	18447	11328	3150			
1975	8778	6114	1548			
1976	9958	4942	1172			
1977	9453	12462	1126			21850
1978	9911	12469	907			23287
1979	12093	12159	758			24300



*1973 Ford Ranchero GT*

**Ranger**

U.S. Sales:

1995 - 309,085 1996 - 288,393 1997 - 310,306 1998 - 328,136 1999 - 348,358  
2000 - 330,125 2001 - 272,460 2002 - 226,094 2003 - 209,117 2004 - 156,322  
2005 - 120,958

4x4 CYP: 1982 - 2,798 1983 - 42,300 1984 - 48,012  
CYP: 1985 - 247,042 1986 - 269,490 1987 - 318,007 1994 - 373,796  
1995 - 356,728  
MYP: 1988 - 326,112 1989 - 307,460 1990 - 282,829 1991 - 265,580  
1992 - 203,705 1993 - 311,406 1994 - 324,352

2002 Ranger SVT Pinatuba Edition II - 80 (Mexico Market)

**Royale**

Shooting Brake conversion 1970-74 - 6

**Shogun**

1990 - 7 (based on Festiva)

**Starliner**

Hardtop Coupe: 1960 - 68,461 1961 - 29,669

**Sunliner**

Convertible:

1954 - 36,685 1955 - 49,966  
1956 - 58,147 1957 - 77,726  
1958 - 35,029 1959 - 45,868  
1960 - 44,762 1961 - 44,614  
1962 - 42,646 1963 - 29,713



1964 - 37,311

1954 Ford Sunliner Convertible

**Taurus**

Taurus SHO Trans.	5-Speed	Automatic
1993	4,095	18,337
1994	2,497	11,301
1995	2,036	7,980

Ford Taurus Production Chart				
	4-door	Wagon	SHO	SHO (SHORegistry)
<b>1986</b>	178737	57625	0	0
<b>1987</b>	278562	96201	0	0
<b>1988</b>	284576	93001	0	0
<b>1989</b>	284605	94095	16561	15519
<b>1990</b>	242197	82195	8609	8302
<b>1991</b>	224344	69092	9136	8916
<b>1992</b>	286090	73964	8000	7801
<b>1993</b>	350487	86231	21991	21550
<b>1994</b>	225532	70966	13698	13280
<b>1995</b>				10016
<b>1996</b>				5033
<b>1997</b>				10133
Other Models:				
1991 SHO Plus – 2,595				
1996 SHO Right-Hand-Drive – 91, 4942 Left-Hand-Drive				
1997 SHO Right-Hand-Drive – 1, 10,132 Left-Hand-Drive				
1998 SHO – 2,317				

U.S. Sales

1995 - 366,266    1996 - 401,049  
 1997 - 380,412    1998 - 371,074  
 1999 - 368,327    2000 - 382,035  
 2001 - 353,560    2002 - 332,690  
 2003 - 300,496    2004 - 248,148  
 2005 - 196,919



1990 Ford Taurus SHO

**Tempo**

Tempo Production Table		
Year	2-door	4-door
<b>1984</b>	107065	295149
<b>1985</b>	72311	266766
<b>1986</b>	69101	208570
<b>1987</b>	70164	212468
<b>1988</b>	49930	263332
<b>1989</b>	27705	261080
<b>1990</b>	9805	256088
<b>1991</b>	4876	180969
<b>1992</b>	35149	172191
<b>1993</b>	52129	154762
<b>1994</b>	32050	110399

**Thunderbird**

Convertible: 1955 - 16,155 1956 - 15,631  
 1957 - 21,380 1958 - 2,134  
 1959 - 10,261 1960 - 11,860  
 1961 - 10,516 1962 - 9,844  
 1963 - 5,913 1964 - 9,198  
 1965 - 6,846 1966 - 5,049



1955 Ford Thunderbird

Coupe: 1958 - 35,758 1959 - 57,195  
 1960 - 80,938 1961 - 62,535  
 1962 - 68,127 1963 - 42,806  
 1964 - 60,552 1965 - 42,652  
 1966 - 13,389 1967 - 15,567  
 1968 - 9,977 1969 - 5,913  
 1970 - 5,116 1971 - 9,146  
 1972 - 57,814 1973 - 87,269  
 1974 - 58,443 1975 - 42,685  
 1976 - 52,935



1964 Ford Thunderbird

All Coupes: 1977 - 318,140 1978 - 333,757  
 1979 - 284,141 1980 - 156,803  
 1981 - 86,693 1982 - 45,142  
 1983 - 121,999 1984 - 170,533  
 1985 - 151,851 1986 - 163,695  
 1987 - 128,135 1988 - 147,243  
 1989 - 107,996 1990 - 104,602  
 1991 - 77,688 1992 - 73,892  
 1993 - 129,712 1994 - 120,320  
 1995 - 114,823 1996 - 85,029  
 1997 - 73,814



1966 Ford Thunderbird Landau Coupe

Landau Sedan: 1967 - 24,967 1968 - 21,925  
 1969 - 15,650 1970 - 8,401  
 1971 - 6,553

Landau Coupe: 1963 - 14,139 1964 - 22,715  
 1965 - 25,474 1966 - 35,105  
 1967 - 37,422 1968 - 33,029  
 1969 - 27,664 1970 - 36,847

1971 - 20,356

Turbo Coupe: 1983 - 121,999 1984 - 170,533  
 1985 - 151,851 1986 - 163,965  
 1987 - 128,135 1988 - 147,243



1967 Ford Thunderbird Hardtop Coupe

SC: 1989 - 12,962 1990 - 23,710  
 1991 - 7,267 1992 - 4,614  
 1993 - 4,178 1994 - 2,973

Fila: 1984 - 15,646 1985 - 16,149

Ford Thunderbird SC Breakdown		
	Automatic	Manual



<b>1989</b>	4768	8041	
<b>1990</b>	15742	6067	
<b>1991</b>	5134	1905	1972 Ford Thunderbird Coupe
<b>1992</b>	2956	1256	
<b>1993</b>	2853	1038	
<b>1994</b>	1925	722	
<b>1995</b>	5167	574	

**Limited/Special Editions**

- 1960: “Gold Top” 2-door Hardtop - 2,536 w/sunroof - estimated 2,500
- 1962: Sports Roadster - 1,427 M Series Roadster - 120
- 1963: Sports Roadster - 455 370 hp Roadster - 37 (10 w/AC) M Hardtop - 7
- 1965: Limited Special Landau - 4,500
- 1966: Hardtop Town 2-door - 15,633
- 1976: Commemorative Edition - 30
- 1978: Diamond Jubilee Edition - 18,994
- 1982: Heritage - 45,142
- 1990: 35th Anniversary Edition – 3,371
- 2002: Neimann Marcus Edition – 200
- 2003: James Bond Edition - 700



1990 Ford Thunderbird 35<sup>th</sup> Anniversary

<b>Thunderbird Color Breakdown production figures 2002-2005</b>					
	<b>2002</b>	<b>2003</b>	<b>2004</b>	<b>2005</b>	<b>Total</b>
Black	8686	3047	1930	1706	15369
Torch Red	7184	3472	1734	1829	14219
Whisper White	4149	2431	0	0	6580
Yellow	3749	0	0	0	3749
Thunderbird Blue	7353	0	0	0	7353
Mountain Shadow Grey	0	3134	0	0	3134
Desert Sky Blue	0	1728	0	0	1728
007 Coral	0	694	0	0	694
Merlot	0	0	3961	0	3961
Platinum Silver	0	0	2721	1284	4005
Light Ice Blue	0	0	728	0	728
Vintage Mint Green	0	0	605	0	605
Monterey Green	0	0	992	0	992
Bronze	0	0	0	1383	1383
Medium Steel Blue	0	0	0	1452	1452
Inca Gold	0	0	0	82	82
Cashmere	0	0	0	1484	1484
<b>Total</b>	<b>31121</b>	<b>14506</b>	<b>12671</b>	<b>9220</b>	<b>67518</b>

U.S. Sales:      1995 - 104,254    1996 - 79,721    1997 – 67,322    2001 – 5,177  
                          2002 – 19,085    2003 – 18,100    2004 – 11,998    2005 – 9,548

**Thunderbolt** 1964 – 111 (11 Maroon “Team Cars”)

**Torino**

Ford Torino Production Table							
Model	1968	1969	1970	1971	1972	1973	1974
HT Coupe	35964	20789	49826	37518	33530	28005	22738
GT HT Coupe	23939	17951	56819	0	0	0	0
GT Fastback	74135	61319	0	31641	60794	0	0
GT Convertible	5310	2552	3939	1613	0	0	0
Squire Wagon	14773	14472	13166	15805	35595	40023	22837
4-Door Sedan	17962	11971	30117	29501	33486	37524	31161
Cobra	0	0	7675	3054	0	0	0
Talladega	0	754	0	0	0	0	0
HT 4-door Sedan	0	0	14312	0	0	0	0
Brougham HT Cpe	0	0	16911	8593	0	0	0
Fastback Coupe	0	0	12490	0	0	0	0
Wagon	0	0	10613	21570	22204	23982	15393
500/Gran HT Coupe	0	0	0	89966	163523	156052	102692
500/Gran 4d Sdn	0	0	0	35650	102300	98404	84192
500/Gran HT Sedan	0	0	0	12724	0	0	0
500/Gran Fastback	0	0	0	11150	0	51853	23142
500/Gran Wagon	0	0	0	23270	45212	60738	29866
Brougham HT Sdn	0	0	14543	4408	0	0	0
<b>Total</b>	<b>174051</b>	<b>131777</b>	<b>232381</b>	<b>328434</b>	<b>498616</b>	<b>498554</b>	<b>333995</b>
<b>Other Statistics:</b>							
1969 Talladega Color Breakdown: Blue – 199 Maroon – 258 White – 286							

**Windstar** U.S. Sales: 1995 - 222,147 1996 - 209,033 1997 – 257,470 1998 – 190,173  
 1999 – 213,844 2000 – 222,298 2001 – 179,595 2002 – 148,875  
 2003 – 113,465 2004 – 2,950

Calendar Year Production: 1995 - 243,785 1996 - 236,518 1997 est. - 267,959

**XL** Fastback Coupe: 1969 - 54,557  
 1970 - 27,251  
 Convertible: 1969 - 7,402  
 1970 - 6,348



1970 Ford XL Convertible

## Ford (Europe/Australia/Brazil)

**Anglia** Super 123E 1962-67 - 79,223

**Capri** 109E 1961-62 - 11,143 116E 1962-64 - 7,573 1.5 Litre GT 1961-64 - 2,002  
 RS2600 1970-75 - 3,532 III 1977-86 - 324,045 280 1987 – 1,038  
 Tickford 1983-1987 – 100  
 2.8 Turbo 1981-82 (German-built) – 200

Calendar Year Production

1968 – 3,855 1969 – 213,979 1970 – 238,913 1971 – 211,289 1972 – 198,875  
 1973 – 233,325 1974 – 183,706 1975 – 100,050 1976 – 101,103 1977 – 91,587

1978 – 69,112    1979 – 85,420    1980 – 41,755    1981 – 34,658    1982 – 25,832  
 1983 – 27,618    1984 – 19,508    1985 – 9,262    1986 – 10,710  
 Total – 1,900,557

**Classic**    109E 1961-62 - 84,694    116E 1962-63 - 26,531

**Consul**    I Convertible 1951-56 - 3,749    II Convertible 1956-62 - 9,398

**Corsair**    GT 120GT 1963-65 - 21,857    GT 118E 1963-66 - 76,947  
 II GT 1966-70 - 117,130    II Lotus/Cortina Twin Cam 1967-70 - 4,032  
 1600E 1967-70 - 60,087    1600E 2-door 1967-70 - 2,563  
 GT500 Series I 1965 – 112    GT500 Series II 1965 – 185

**Cortina**    XR6 (South African) 1981-84 - 9,133  
                   CYP:    1981 – 3,583    1982 – 3,223    1983 – 2,313    1984 – 14  
 Cortina-Lotus:    1963 - 228    1964 - 536    1965 - 1,112    1966 - 991  
                           1967 - 1,379    1968 - 1,484    1969 - 1,036    1970 – 194

**Escort**    Estate 1955-61 - 33,131    Mexico 1970-74 - 9,382    Twin Cam 1968-70 - 1,263  
 RS 1600 1970-74 - 947    1980-86 (incl. Orion) - 1,857,000  
 RS 1600i 1983 - 8,659    RS Turbo 1984-90 - 8,604    Cabriolet 1984-90 - 27,900  
 1986-90 - 1,855,000  
 Twin Cam 1970-72 (AUSTRALIA) – 800  
 RS Cosworth:    1992 – 3,448    1993 – 1,143    1994 – 1,180    1995 – 1,306  
                           1996 – 68  
 UK CYP:    1998 – 99,397    1999 – 92,780  
 Argentina CYP:    1999 – 31,097  
 Germany CYP:    1997 – 288,650    1998 – 184,877

**Falcon/LTD/Fairlane (AUS):**    CYP:    1995 - 91,344  
 Falcon AUS Sales:    1994 – 72,924    1995 – 81,366    1996 – 77,835  
 Fairlane AUS Sales:    1995 – 5,144  
 Falcon Ute AUS Sales:    1994 – 6,746    1995 – 6,922    1996 – 8,094

**Fiesta**  
 1976-83 - 1,750,000    1983-89 - 1,980,100    1989-93 - 1,697,000

Calendar Year Production

1977 – 440,969    1978 – 449,807    1979 – 444,402    1980 – 450,927    1981 – 357,105  
 1982 – 327,568    1983 – 356,517    1984 – 365,248    1985 – 343,419    1986 – 362,753  
 1987 – 386,587    1988 – 407,292

UK CYP:    1998 – 194,003    1999 – 158,461  
 Brazil CYP:    1997 – 105,257    1998 – 66,169    1999 – 32,717  
 Germany CYP:    1997 – 257,732    1998 – 220,853    1999 – 163,054

USA Sales:    1977 - 40,549    1978 - 76,145    1979 - 78,109    1980 - 68,595  
 1981 – 32,856

**Focus**    Spain CYP:    1999 – 181,361  
 Germany CYP:    1998 – 106,674    1999 – 370,296

**Granada**    Mark II 1977-85 - 918,969 1985-93 (inc. Scorpio) - est. 250,000

**GT 40**    (all) 1966-72 – 107 (Some sources list Over 130)

Breakdown



- ⇒ 31 Road Cars
- ⇒ 7 Mark III
- ⇒ 12 427-cid V8
- ⇒ 12 Mark IV
- ⇒ 111 289-cid V8

*Ford GT40 Mark IV 7.0 Litre*

**GT 70** 1970-72 - 4

**Ka** Brazil CYP: 1997 - 63,296 1998 - 62,285 1999 - 45,598  
Spain CYP: 1999 - 160,686

**Laser** AUS Sales: 1994 - 15,498 1995 - 10,216 1996 - 7,156

**Lotus Cortina** 1963-66 - 3,301

**Maverick** Brazillian Production:  
2-door: 1973 - 16,287 1974 - 23,859 1975 - 17,864 1976 - 18,040  
1977 - 5,278 1978 - 3,526 1979 - 800  
4-door: 1973 - 602 1974 - 6,734 1975 - 2,297 1976 - 1,443  
1977 - 513 1978 - 233 1979 - 57  
GT: 1973 - 2,081 1974 - 4,177 1975 - 998 1976 - 499  
1977 - 1,643 1978 - 998 1979 - 177  
Station Wagon: 1975 - 100  
Shelby 1971 - 300

**OSI** 20M 1967-68 - est. 3,500

**Popular** 100E 1959-62 - 126,115

**Prefect** 107E 1959-61 - 38,154

**Puma** Germany CYP: 1997 - 16,965 1998 - 37,524 1999 - 28,822

**RS200** 1986 - 200 (includes 24 Evolution S, 22 left-hand-drive models)

**Sapphire** RS Cosworth 1988-90 - 11,000 RS Cosworth 4x4 1990-92 - 9,250

**Scorpio** Germany CYP: 1995 - 44,521 1996 - 40,275 1997 - 20,441 1998 - 6,079

**Shogun** 1990 - 7

**Sierra** 1982-87 - 467,900 XR4ti 1983-85 - 27,400  
XR4x4 1985-90 - 23,540 XR4x4 Calendar year Production: 1985 - 4,855  
1986 - 9,746 1987 - 6,290 1988 - 5,460 1989 - 13,203  
XR4i Calendar Year Production: 1983 - 18,294 1984 - 4,941 1985 - 2,427  
2.8i XR4x4 CYP: 1985 - 4,855 1986 - 9,746 1987 - 6,290  
1988 - 4,297 1989 - 751 1990 - 2  
2.9 XR4x4 CYP: 1988 - 1,163 1989 - 12,452 1990 - 1,769  
1991 - 760 1992 - 598  
2.9i GLS 4x4 CYP: 1989 - 1,097 1990 - 759 1991 - 1  
2.0i XR4x4 CYP: 1990 - 328 1991 - 729 1992 - 814  
Estate (UK built) CYP: 1988 - 10 1989 - 1,294 1990 - 732  
1991 - 6 1992 - 1  
RS Cosworth 1985-86 - 6,021  
Cosworth 3-door: 1985 - 10 1986 - 1,064 1987 - 579  
Total - 1,653

Cosworth RS500 1987 – 500 (392 Black, 52 Moonstone Blue, 52 White + 4 Ford Prototypes)

1987-92 (incl. Sapphire) - 974,400

Sierra (South African): XR6 1984-92 - 11,237

CYP:	1984 – 3,929	1985 – 2,282	1986 – 1,563	1987 – 1,054
	1988 – 671	1989 – 581	1990 – 748	1991 – 400
	1992 – 15			

Sierra XR8 1984 – 250

**Squire**

Estate 1955-59 - 17,812

**Zephyr**

I Convertible 1951-56 - 4,048      II Convertible 1956-62 - 5,139

**Zodiac**

I Eotta Sedan & Estate 1954-56 - 22,634      II Convertible 1956-62 - 1,772

**British Ford USA Sales**

1948 - 3,223	1949 - 5,087	1950 - 1,859	1951 - 3,508
1952 - 3,854	1954 - 1,622	1956 - 4,230	1957 - 17,062
1958 - 33,472	1959 - 42,413	1960 - 23,602	1961 - 8,660
1964 - 4,100	1965 - 4,810	1966 - 7,932	1967 - 16,193
1968 - 22,983	1969 - 21,496	1970 - 10,216	

**German Ford USA Sales**

1958 - 1,627      1959 - 6,570

**South Africa Sales**

Escort:	1997 – 4,279	1998 – 2,652
Falcon:	1997 – 1,545	1998 – 792
Fiesta:	1997 – 3,593	1998 – 3,555
Laser:	1997 – 8,404	1998 – 4,784
Mondeo:	1997 – 47	1998 – 2,067
Telstar:	1997 – 957	1998 – 212
Total:	1997 – 19,039	1998 – 14,361

**South Africa Production CYP:**

1992 – 15,413	1993 – 13,871	1995 – 11,924	1996 – 24,831	1997 – 19,039
1998 – 14,361	1999 – 9,573			

**British Ford Production**

1992 - 302,146	1993 - 271,793	1995 - 273,896	1996 - 328,028	1997 - 302,118
1998 – 298,480	1999 – 255,080			

**Turkey Production CYP**

1995 – 8,543	1996 – 9,651	1997 – 9,580	1998 – 6,619	1999 – 804
--------------	--------------	--------------	--------------	------------

**Argentina Production CYP**

1990 – 13,413	1991 – 19,334	1992 – 28,782	1993 – 20,479	1994 – 23,177
1995 – 17,586	1996 – 63,948	1997 – 87,546	1998 – 62,230	1999 – 31,097

**Spain Production CYP**

1995 – 308,151	1996 – 293,276	1997 – 280,856	1998 – 296,173	1999 – 342,047
----------------	----------------	----------------	----------------	----------------

**Brazil Production CYP**

1990 – 99,055	1991 – 107,529	1992 – 107,556	1993 – 145,585	1994 – 155,680
1995 – 122,344	1996 – 99,574	1997 – 168,553	1998 – 128,454	1999 – 78,315



## Franklin

<b>Supercharged Twelve</b>	1932-34 - estimated 400			
<b>Production</b>	1930 – 5,744	1931 – 2,851	1932 – 1,900*	1933 – 1,487
	* Estimates			

---

## Frazer

<b>Standard</b>	4-door sedan:	1947 - 36,120	1948 - 29,480	1949/50 - 14,700 est.	1951 - 6,900 est
		1951 Vegabond - 3,000 est.			
<b>Manhattan</b>	4-door sedan:	1947 - 32,655	1948 - 18,591		
		1949 - 9,950 est. 1950 - 152			
	Convertible:	1949/50 - 70 est. 1951 - 131			
		4-door hardtop sedan 1951 - 152			
		4-door sedan convertible 1951 - 131			
<b>Standard</b>	1947 - 8,940	1951 (incl. Vegabond) - 9,931			



1948 Frazer Manhattan

---

## Frazer Nash

Boulogne 1926-32 - 16  
 Cabriolet 1950 - 1  
 Colmore 1932-39 - 19  
 Continental Gran Turismo Coupe 1956-57 - 2  
 Exeter 1932 - 4  
 Falcon 1930-31 - 12      Falcon II 1936 - 2  
 Fast Tourer / Mille Miglia 1948-52 - 12  
 Fixed-Head Coupe 1953-56 - 9  
 Interceptor 1930-32 - 5  
 LeMans:Replica 1948-53 - 34      Coupe 1953-56 - 9  
 Nurburg 1932-33 - 3  
 Sebring 1954 - 3  
 Shelsey 1934-36 - 8  
 Sportop 1930 - 7  
 Targa Florio 1952-54 - 14 (some sources list 13)  
 TT Replica 1932-38 - 83  
 Ulster 1929-31 - 5      Ulster 100 1936-37 - 1

---

## FSO

<b>Polonez</b>	1975-92 - 440,500		
<b>125P</b>	1968-91 - 724,000		
<b>Production</b>	1987 - 98,006	1988 - 96,875	1989 - estimated 99,187

---

## Gaylord

**Production** 1955-57 Gaylord Gladiator - 3

---

## GAZ

### **Volga**

Production: 1992 - 69,001 1993 - 69,000 1995 - 118,673 1996 - 124,284 1997 - 124,339  
1998 - 125,398

---

## Geo

### **Spectrum**

(including Chevy badged) - all - 363,171  
U.S. Sales: 1984 - 2,077 1985 - 54,293 1986 - 99,370  
1987 - 76,852 1988 - 68,347 1989 - 62,232

### **Storm**

(all) - 280,011  
U.S. Sales: 1990 - 86,257 1991 - 77,186 1992 - 68,734  
1993 - 42,913 1994 - 4,869 1995 - 51

---

## Ghia

### **450SS**

All - 12  
1967 Sources list - 52  
est 20 still in existence.



*Ghia 450 SS*

### **1500GT**

1962-67 - estimated 925

---

## Gilbern

### **Genie**

1966-69 - 197

### **GT**

1959-67 - estimated 277

### **Invader**

Mark I 1969-70 - est 101 Mark II 1970-72 - est 293 Mark III 1972-73 - est 209  
Estate 1971-72 - 105

---

## Ginetta

### **G2**

1957-60 - estimated 100

### **G10**

1965 - 6

### **G11**

1966 - 12

### **G15**

Coupe 1967-74 - 796

### **G21**

1971-78 - estimated 150

### **Production**

1996 - 60

---

## Gitane

GT 1962 - 6

## Glas

<b>Goggomobil</b>	T300 1955-65 - 30,397	400 1957-67 - 8,859	TS300 1956-65 - est. 10,000
<b>TS400</b>	1957-67 - est. 4,500	USA Sales: 1958 - 539	1959 - 579
<b>T700 &amp; T600</b>	1957-65 - 87,585		
<b>1004</b>	1961-67 - 9,346		
<b>1204</b>	1963-65 - 16,902		
<b>1304</b>	1965-68 - 12,259		
<b>1300GT</b>	1963-67 - 3,760		
<b>1600GT</b>	1967-68 - 1,002		
<b>1700GT</b>	1965-67 - 1,802		
<b>1700</b>	Sedan 1964-67 - 13,789		
<b>2600 V8</b>	1965-67 - 300		
<b>3000</b>	1967-68 - 71		

### **GLAS**

<b>Total Production</b>	1963 - 27,525	1964 - 27,070	1965 - 29,760	1966 - 26,844	1967 - 17,861
	1968 - 7,768				

## GMC / GM

### **Cabellero**

CYP:	1979 - 6,412	1980 - 4,463	1981 - 3,994	1982 - 2,573
	1983 - 2,160	1984 - 2,702	1985 - 3,057	1986 - 2,795

### **Canyon**

<u>U.S. Sales:</u>	2003 - 1,471	2004 - 27,193	2005 - 34,845
--------------------	--------------	---------------	---------------

### **Envoy**

<u>U.S. Sales:</u>	2001 - 51,208	2002 - 110,720	2003 - 127,782	2004 - 134,897
	2005 - 107,862			

### **Impact EV-1**

Calendar Year Production:	1996 - 1,531	1997 est. - 1,223		
<u>U.S. Sales:</u>	1997 - 264	1998 - 264	1999 - 137	2000 - 411

### **Jimmy**

Full Size:	1979 - 11,804	1980 - 5,606	1981 - 4,689	1982 - 24,004
	1983 - 7,361	1984 - 8,488	1985 - 9,094	1986 - 9,686
	1987 - 8,598	1988 - 9,439	1989 - 8,339*	1990 - 4,685*
	1991 - 2,106*			

\* Calendar Year Production

#### S-15 Jimmy:

<u>U.S. Sales:</u>	1984 - 34,519	1985 - 150,599	1986 - 43,710	1987 - 51,610
	1988 - 47,292	1989 - 51,614	1991 - 41,346	1992 - 44,541
	1993 - 50,373	1995 - 71,807	1996 - 77,838	1999 - 79,375
	2000 - 79,489	2001 - 30,825	2002 - 964	

Z-84: 1993 - 1



<b>U.S. Sales</b>	1996 - 443,659	1997 - 444,946	1998 - 467,982	1999 - 541,987	2000 - 528,639
	2001 - 554,753	2002 - 560,868	2003 - 578,783	2004 - 602,064	

## Goliath

<b>GP700 &amp; GP900</b>	1950-57 - 36,270				
<b>GP700 Sport</b>	1951-53 - 26				
<b>1100</b>	1957-61 - 42,659	1960 (not incl. wagon) - 7,112			Wagon 1960 - 1,548
<b>Production</b>	1953 - 5,000	1956 - 8,125	1957 - 12,870		
<b>USA Sales</b>	1958 - 2,267	1959 - 3,478			

## Gordon-Keeble

<b>GK1 &amp; IT</b>	1964-66 - 99	1966 - 19	1964-66 Existing - est. 90
---------------------	--------------	-----------	----------------------------

## Graham

<b>Custom Supercharger</b>	1937 - 200		
<b>Supercharger</b>	1936 - 5,500	1937 - 5,551	
	1938 - 2,410	1939 - 2,479	
	1940 - est. 1,000 (inc. std)		



*1939 Graham Supercharger*

<b>Production</b>	1930 - 33,560	1931 - 28,428	1932 - 12,967*	1933 - 10,970*	1934 - 11,430*
	1935 - 15,965*	1936 - 19,225	1937 - 18,219	1938 - 5,020	1939 - 5,392
	1940 - 2,000*				
	* Estimates				

## Greenwood

<b>G572</b>	1992 - 100
-------------	------------

## Gregoire

<b>Production</b>	1956-62 - 10
-------------------	--------------

## Gurgel

<b>Production</b>	CYP:	1990 - 2,276	1991 - 2,942	1992 - 1,634	1993 - 428
-------------------	------	--------------	--------------	--------------	------------

## Gutbrod

**Superior** 1950-54 - 7,726

---

## Healey

**G-Type** 3-Litre 1951-53 - 25  
**Nash-Healey** 1950-54 - 506  
**Silverstone** 1949-50 - 104  
**2.4 Litre** Westland Roadster 1946-50 - 64 Elliot Sedan 1946-50 - 101  
Sportsmobile 1948-50 - 23 Tickford Saloon 1950-54 - 222  
Abbott Drophead Coupe 1950-54 - 77

---

## Heinkel

**Cabin Cruiser & Trojan 200** 1955-65 - estimated 23,00

## Henry J

**Corsair** 2-door sedan: 1952 - est. 7,600 1953 - est. 8,500 1954 - est. 800  
Deluxe 2-door sedan: 1952 - est. 8,900 1953 - est. 8,100 1954 - est. 300  
**Deluxe** 2-door Sedan 1951 - est. 43,400  
**Standard** 2-door Sedan 1951 - est. 38,500  
**Vegabond** 2-door sedan 1952 - est. 3,000  
Deluxe 1952 - est. 4,000

**Production** 1951 – 81,942 1952 – 30,585  
1953 – 16,672 1954 – 1,123\*

- Estimates



1951 Henry J Deluxe

---

## Heron

**Europa** 1962-64 - 12

---

## Hilman

**Husky** Estate Car 1954-57 - est. 41,898 I & II Estate Car 1958-63 - est. 56,000  
1967-68 - 4,777 1969-70 - est. 6,000

**Imp** Rallye 1965 - 1,000 Commer Imp Van 1966-70 - 18,194

**Minx** Phase III 1948-49 - 28,619 Phase IV 1949-51 - 90,832 Phase V 1951-53 - 59,777  
Phase VI 1953 - 44,643 Phase VII 1953-54 - 60,711 Phase 8 1954-57- 94,123  
S1 & 2 1956-58 - 202,204 S3 1958-59 - 83,105 S3a 1959-60 - 78,052  
S3b 1960-61 - 58,260

<b>USA Sales</b>	1948 - 789	1949 - 575	1950 - 3,279	1951 - 3,787	1952 - 4,782
	1953 - 4,506	1954 - 2,340	1957 - 13,036	1958 - 18,970	1959 - 27,335

## Hindustan

<b>Ambassador</b>	CYP: 1995 - 22,576
<b>Contessa</b>	CYP: 1995 - 3,557

## Hispano-Suiza

<b>H6 32CV</b>	1919-30 - est. 2,200
<b>HS26 Junior</b>	1931-34 - est. 200
<b>H6c 46CV</b>	1924-34 - 264
<b>T68 (J12)</b>	1932-38 - 76
<b>K6 30CV</b>	1934-39 - 1,070

## Holden

<b>Apollo</b>	AUS Sales: 1994 - 5,314
<b>Astra</b>	SV 1800 1988-89 - 35 Hatchbacks / 30 Sedans
<b>Barina</b>	AUS Sales: 1994 - 9,998    1995 - 11,675    1996 - 9,353
<b>Calais</b>	VL SV 88 1988 - 150    1999 50th Anniversary Edition - 375
<b>Camira</b>	JB - 85,725    JD - 36,953    JE - 29,129    1982-89 - 151,807
<b>Caprice</b>	VR 1994-95 - 3    VS 215I 1995 - 7
<b>Club Sport</b>	VN 1990-91 - 60    VP 1991-92 - 387 + 65 5 <sup>th</sup> Anniversary Editions
	VR 1993-95 - 1117    VR Wagon 1993-95 - 77
	VS 1995 - 593
<b>Commodore</b>	VL SS Group A 1988-89 - 500    VL F20 SV 1988-89 - 4
	HSV GTS VP 1992 - 150    VN SS Group A SV - 302 (2 in Alpine White)
	& Calais 1991-93 - 111,770    1978-95 - 1,138,628
	Olympic Edition 2000 - 5,200
	AUS Sales: 1994 - 75,330    1995 - 80,452    1996 - 83,001    1999 - 85,648
	Utility AUS Sales: 1994 - 5,931    1995 - 7,743    1996 - 9,142
<b>DeVille</b>	Deville/Caprice 1971-84 - 8383    DeVille Classic Edition 1979 - 450
<b>FC (ALL)</b>	197,724
<b>Formula</b>	VP 1993 - 67
<b>Gemini</b>	TX - 43,009    TC - 17,256    TD - 42,396    TE - 70,567    TF - 28,325
	TG - 24,675    RB - 16,261
<b>GTS</b>	VP 1992-93 - 130    VR 1993-95 - 277    VS 1995 - 158
	VS 1996 GTS-R 215i - 85
<b>HSV+SIX</b>	VN HSV 8 Plus 1990-91 - 80 (25 manual/55 auto)    1992-93 - 82
	1993 - 58
<b>Jackaroo</b>	HSV1993 - 79
<b>Maloo Ute</b>	VP 1992-93 - 49 (15 5 <sup>th</sup> Anniversary Editions)    VR 1993-95 - 156
	VS 1995 - 97
	VS Series III Olympic Edition 2000 - 1,100
<b>Manta</b>	VS 1995 - 195
<b>Monaro</b>	Coupe - 6,147

<b>Nitron</b>	VP 1992-93 - 50
<b>Piazza</b>	1986 Sales: 200 estimated (100 in existence estimated)
<b>Pickup</b>	1948 - est. 25,000
<b>Rodeo 4x4</b>	AUS Sales: 1995 - 5,442 1996 - 4,717
<b>Senator</b>	VP 1992-93 - 201 + 15 <sup>th</sup> Anniv. Edition VP 5000I 1992-93 - 136 + 30 <sup>th</sup> Anniv. VR 1993-95 185I - 632 VR 215I 1993-95 - 223 VS 1995 - 416
<b>Sportwagon</b>	VP 1991-92 - 43 + 5 <sup>th</sup> Anniversary Editions
<b>Statesman/Caprice</b>	Calendar Year Production: 1995 - 5,245 VQ SV90 1990-91 - 135 VQ 5000I 1991 - 84 + 9 <sup>th</sup> Anniversary Editions VQ SV93 1993 - 46 VR 1994-95 - 48 VS 1995 - 416 VS 185I 1995 - 57 WH International 2000 - 250 2003 International LS8 - 350
<b>SV</b>	SV 3800 1989-91 - 491 SV89 1989-91 - 200 SV 5000 1989-91 - 359 SS Group A VN 1990-91 - 302 VP 91 1991 - 103
<b>Torana / Sunbird</b>	HB (1) - 1,631 HB (2) - 20,243 LC - 74,277 LJ - 81,813 LH - 70,184 TA - 11,304 LX - 65,977 UC - 53,008 1967-81 - 393,474
<b>AUS Sales</b>	1999 - 155,307

## Honda

<b>Accord</b>	1976-83 - 1,170,712 1983-85 - 1,510,932 1985-89 - 1,799,382 1989-92 - 1,717,208
<u>U.S. Sales:</u>	1976 - 18,643 1977 - 75,995 1978 - 120,841 1979 - 157,919 1980 - 185,972 1981 - 172,557 1982 - 195,524 1983 - 222,137 1984 - 256,650 1985 - 268,420 1986 - 325,004 1987 - 334,876 1988 - 362,663 1989 - 362,707 1990 - 417,179 1991 - 399,297 1992 - 393,477 1993 - 330,030 1994 - 367,315 1995 - 341,384 1996 - 382,298 1997 - 384,609 1998 - 401,071 1999 - 404,192 2000 - 404,515 2001 - 414,718 2002 - 398,980 2003 - 397,750 2004 - 386,770
<b>Ballade</b>	1986-89 - 73,842
<b>Beat</b>	CYP: 1995 - 667 1996 est. - 300 1991 - 1996 - 33,600 Version F - 800 (all in Metallic Green) Version C - 500 (all in Metallic Blue)
<b>Civic</b>	1980-83 - 3,336,983 1983-87 - 1,573,907 1987-91 - 2,016,669
<u>U.S. Sales:</u>	1973 - 32,575 1974 - 43,119 1975 - 102,389 1976 - 132,286 1977 - 147,638 1978 - 154,035 1979 - 155,541 1980 - 138,740 1981 - 154,698 1982 - 132,469 1983 - 137,747 1984 - 184,846 1985 - 208,031 1986 - 235,801 1987 - 221,252 1988 - 225,543 1989 - 235,452 1990 - 261,502 1991 - 232,690 1992 - 219,228 1993 - 255,579 1994 - 267,023 1995 - 289,435 1996 - 281,781 1997 - 315,546 1998 - 334,562 1999 - 318,308 2000 - 324,528 2001 - 331,780 2002 - 313,159 2003 - 299,672 2004 - 309,196 <i>1983-1991 figures include CRX</i>
	CRX: 1.5 1984-86 - 269,719 1986-91 - 420,741 1991 Special Edition (Canada model) - 250 (all were painted Silver)
	Del Sol: <u>U.S. Sales:</u>



1996 - 4,569      1997 - 5,598

Brazil CYP:      1997 – 837      1998 – 15,775  
                          1999 – 17,957



1997 Honda CR-V

**Concerto**

1989-93 - 198,500

**CR-V**

U.S. Sales:      1997 - 67,752  
                          1998 – 100,582  
                          1999 – 120,754  
                          2000 – 118,260  
                          2001 – 118,313  
                          2002 – 146,266  
                          2003 – 143,909                      2004 – 149,281

**Element**

U.S. Sales      2002 – 957      2003 – 67,478      2004 – 59,927

**EV Plus**

U.S. Sales:  
 1997 – 105      1998 – 133      1999 – 62      2000 – 2

**Insight**

U.S. Sales:      1999 – 17      2000 – 3,788      2001 – 4,726      2002 – 2,216  
                          2003 – 1,168      2004 - 583



Honda Insight

**Integra**

1986-89 - 1,027,180

**Jazz**

1984-85 - 26,419

**Legend**

1986-91 - 538,611

**Life**

1999 Japan Sales – 176,912

**L-Series**

1965-1967 – 20,044

**N600**

U.S. Sales:      1970 – 4,159      1971 – 9,509      1972 – 20,500      1973 – 6,382

**NSX**

1990-95 - estimated 13,000  
 CYP:    1995 - 1,515

**Odyssey**

U.S. Sales:      1995 - 25,911      1996 - 27,025      1997 - 20,333      1998 – 20,819  
                          1999 – 77,801      2000 – 126,705      2001 – 131,041      2002 – 153,467  
                          2003 – 154,063      2004 – 154,238

**Passport**

1994 U.S. spec - estimated 20,000  
U.S. Sales:      1995 - 27,981      1996 - 28,184      1997 - 22,622      1998 – 26,094  
                          1999 – 22,974      2000 – 21,892      2001 – 17,448      2002 – 3,524  
                          2003 – 70

**Pilot**

U.S. Sales      2002 – 52,062      2003 – 106,917      2004 – 128,158

**Prelude**

1978-83 - 264,842                      1983-86 - 623,630                      1986-92 - 637,132  
 USA Sales:      1979 – 39,831      1980 – 50,676      1981 – 43,450      1982 – 37,872

1983 – 41,188	1984 – 66,924	1985 – 75,938	1986 – 79,841
1987 – 72,708	1988 – 52,541	1991 – 27,672	1992 – 36,040
1993 – 22,540	1994 – 15,467	1995 – 12,517	1996 – 12,063
1997 – 16,678	1998 – 15,399	1999 – 11,378	2000 – 9,692
2001 – 9,462	2002 – 1,966	2003 – 10	

CYP: 1995 - 20,509

**P-Series** 1965-1967 – 2,402

**S500** 1963-64 – 1,363 (136 in 1963, 1,227 in 1964)

**S600** 1964 Convertible – 3,912      1965 Coupe – 1,519      1965 Convertible – 7,261  
 1966 Coupe – 281      1966 Convertible – 111  
 All Coupes – 1,800      All Convertibles – 11,284

**S800** 1965-70 – 11,536      S800 Mark 2 Convertible – 58

**S2000** U.S. Sales: 1999 – 3,400      2000 – 6,797  
 2001 – 9,682      2002 – 9,684  
 2003 – 7,888      2004 – 7,320

**Today** CYP: 1995 - 19,815      1996 est. - 5,000

**T-Series** 1963-1967 – 119,146

**600 Sedan** 1970 USA Sales – 3,419



2000 Honda S2000

**USA Sales**

1970 - 4,195	1971 - 9,509*	1972 - 20,500*	1973 - 38,957	1974 - 43,119
1975 - 102,389	1976 - 150,929	1977 - 223,633	1978 - 274,876	1979 - 353,291
1980 - 375,388	1981 - 370,705	1982 - 365,865	1983 - 401,072	1984 - 508,420
1985 - 552,389	1986 - 405,399	1987 - 312,218	1992 - 648,745	1993 - 608,149
1994 - 650,105	1995 - 643,336	1996 - 680,711	1997 - 722,536	1998 - 751,713
1999 - 737,358	2000 - 1,016,179	2001 - 1,037,170	2002 - 1,082,282	2003 - 1,178,929
2004 - 1,195,479				

\* Estimates

1986-87 Figures do not include domestic built models.

**South Africa Sales:**

1997 – 10,028      1998 – 8,990

**South Africa Production CYP:**

1992 – 12,003      1993 – 12,341      1995 – 12,920      1996 – 11,618      1997 – 10,028  
 1998 – 8,990      1999 – 7,516

**Mexico Production CYP:**

1995 – 135      1996 – 1,194      1997 – 3,045      1998 – 7,194      1999 – 10,241

**Turkey Production CYP:**

1998 – 8,251      1999 – 6,649

**Brazil Production CYP:**

1997 – 837      1998 – 15,775      1999 – 17,957

**Production (UK):** 1992 - 1,001      1993 - 32,139      1995 - 91,084      1996 - 105,810      1997 - 108,097  
 1998 – 112,089      1999 – 114,479

**Production** (Japan):

1969 – 232,704	1970 – 276,884	1971 – 215,256	1972 – 235,248	1973 – 256,962
1974 – 316,012	1975 – 328,107	1976 – 473,597	1977 – 576,631	1978 – 652,920
1979 – 706,375	1980 – 845,514	1981 – 852,177	1982 – 854,453	

**Horch**

<b>350/375</b>	1928-30 – 4,850
<b>400/405</b>	1930-31 – 1,050
<b>830</b>	1935-40 – 6,400
<b>850</b>	1935-37 – 380
<b>851</b>	1937-38 - 260
<b>853</b>	1936-39 – 950
<b>930</b>	1938-40 – 2,000
<b>951</b>	1937-40 – 420



*1938 Horch 855 Erdmann & Rossi Roadster*

**Production CYP**

1932 – 977	1933 – 1,268	1934 – 1,534	1935 – 2,029	1936 – 2,014
1937 – 2,024	1938 – 2,223			

**Hotchkiss**

**Gregoire**                      2-door 1949-54 - 180

**HRG**

Pre-War:

1 ½ Litre 1935-38 – 26

Post War:

Twin-Cam 1955-56 - 4

1100 1938-50 - 49

1500:    1946-56 – 111 + 2 PreWar                      Aerodynamic 1946-47 - 35

**Hudson**

**Commodore**

Eight:	1941 - 9,718	1942 - 6,592	1946 - 8,193	1947 - 12,593	1948 - 35,315
	1949 - 28,687				
Eight Convertible:	1941 - est. 200	1942 - est. 100	1946 & 1947 - estimated 500 annually		
Eight Wagon:	1941 - est. 80	1942 - est. 40			
Six:	1948 - 27,159	1949 - 32,715			

**Eight**                      1930 - 85,407    1931 - 22,156    1932 - 8,000\*    1933 - 1,890    1939 - 9,000\*  
 1940 - 10,620

**Hornet**                      1951 - 43,656    1952 - 35,921    1953 - 27,208    1954 - 24,833    1955 4d - 10,010

1955 2d - 3,324 1956 4d - 6,512 1956 2d - 1,640 1957 - 3,876  
 Convertible: 1951 - est. 550 1952 - est. 360 1953 - est. 150 1954 - 110  
 Hollywood 2-door Hardtop: est 1951 - 2,100 1952 - 2,160 1953 - 910  
 1956 Models: 6 4-door sedan - 3,022 Hollywood 6 2-door hardtop - 358  
 V8 4-door sedan - 1,962 Hollywood V8 2-door Hardtop - 1,053  
 Special 4-door sedan - 1,528 Special Hollywood Hardtop Cpe - 229  
 V8 Hardtop Coupe - 1,282 6-cylinder Hardtop Coupe - 358

**Italia**

**Jet**

**Jet-Liner**

**Super Eight**

**Super Jet**

**Super Six**

**Super Six Convertible**

**Super Wasp Convertible**

**Super Wasp Hollywood** 2-door Hardtop:

**Wasp**

1954 - 20 1955 - 4  
 1953 - est. 11,000 1954 - est. 7,000  
 1954 - est. 2,000  
 1948 - 5,338 1949 - 6,365  
 1953 - est. 10,000 1954 - est. 6,000  
 1946 - 61,787 1947 - 49,276 1948 - 49,388 1949 - 91,333  
 1946-47 Convertible - est. 2,500  
 1948 - est. 88 1949 - est. 1,870  
 1953 - est. 50  
 1953-54 - est. 590  
 1952 - 21,876 1953 - 17,792 1954 - 11,603 1955 4d - 5,561 1955 2d - 1,640  
 1956 - 2,519

**Production**

1930 - 36,674 1931 - 22,246 1932 - 7,777\* 1933 - 2,852 1934 - 27,054  
 1935 - 21,020 1936 - 26,347 1937 - 20,464 1938 - 50,270 1939 - 81,021\*  
 1940 - 87,915 1941 - 91,769 1942 - 40,661 1946 - 91,039 1947 - 92,038  
 1948 - 117,200 1949 - 159,100 1950 - 121,408 1951 - 131,915 1952 - 70,000  
 1953 - 66,143 1954 - 50,670 1955 - 46,000\* 1956 - 35,671\* 1957 - 3,876

\* Estimates

**Humber**

*PreWar:*

12 1933-34 - 2,921 1935-37 - 5,565  
 16-50 1930-32 - 6,828  
 16-60 1933 - 888  
 Snipe 16-60 1933 - 1,205

*Post War:*

**Hawk:**

II 1947-48 - 4,000 III 1948-50 - 10,040 IV 1950-52 - 6,492  
 V 1952-55 - 14,300 VI 1954-56 - 18,836 VIa 1956-57 - 9,614  
 S1 1957-59 - 15,539 S2 1960-62 - 6,813 S3 1962-64 - 7,230  
 S4 1964-67 - 5,500

**Imperial :**

1949-53 - 1,526 1965-67 - 2,325

**Pulman:**

1948-53 - 2,200 Pullman/Imperial IV 1953-54 - 414

**Sceptre:**

S1 1963-65 - 17,011 S2 1965-67 - 11,985 1967-76 - 43,951

**Snipe:**

1945-48 - 1,240

**Super Snipe:**

I 1945-48 - 3,909 II 1948-50 - 8,361 III 1950-52 - 8,703  
 IV 1952-57 - 17,993 S1 1958-59 - 6,072 S2 1959-60 - 7,175  
 S3 1960-62 - 7,257 S4 1962-64 - 6,495 V / Imperial 1964-67 - 3,032

**USA Sales:**

1948 - 2 1949 - 3 1950 - 89 1951 - est. 309 1952 - est. 226 1953 - est. 146



## Hummer

<b>H1</b>	<u>U.S. Sales:</u>	2001 – 768	2002 – 720
		2003 – 730	2004 – 447
		2005 - 374	

2003 Hummer H1



<b>H2</b>	<u>U.S. Sales:</u>	2002 – 18,861	2003 – 34,529
		2004 – 28,898	2005 – 23,213

<b>H3</b>	<u>U.S. Sales:</u>	2005 – 33,140
-----------	--------------------	---------------

<b>Total</b>	<u>U.S. Sales:</u>	2003 – 35,259	2004 – 29,345	2005 – 56,727
--------------	--------------------	---------------	---------------	---------------

2003 Hummer H2

## Hupmobile

<b>Eight</b>	1936 - 298	1937 - 39	1938 - 197	1939 - 200
<b>Six</b>	1936 - 1,873	1937 - 199	1938 - 197	1939 - 800
<b>Skylark Custom</b>	1940-41 - 319			
<b>421-A Six</b>	1934 - 300			
<b>1935 500 Series</b>	“517” Six - 2,586	“518” Six - 5,900	“521”	
	Eight - 400	“521” Six - 993		
	“527” Eight - 902			
<b>All Types</b>	1930 - est. 22,183	1931 - 17,451		
	1932 - 10,476	1933 - 7,313		
	1934 - 9,420 est	1935 - 10,781		
	1936 - 2,171	1938 - 2,001		
	1939 - 1,035			



1932 Hupmobile Model 8222

## Hyundai

<b>Accent</b>	<u>U.S. Sales:</u>	1996 - 53,252	1997 - 40,355	1998 – 30,231	1999 – 41,235
		2000 – 66,736	2001 – 79,480	2002 – 71,488	2003 – 56,585
		2004 – 43,258	2005 – 41,012		

<b>Elantra</b>	<u>U.S. Sales:</u>	1996 - 39,801	1997 - 41,303	1998 – 37,501	1999 – 83,292
		2000 – 104,099	2001 – 111,293	2002 – 120,638	2003 – 120,858
		2004 – 112,892	2005 – 116,336		

<b>Excel</b>	AUS Sales:	1994 – 17,107	1995 – 25,928	1996 – 35,308	
<b>Lantra</b>	AUS Sales:	1996 – 7,006			
<b>Grandeur</b>	CYP:	1995 - 36,470			
<b>Pony</b>		1982-90 - 3,230,378			
<b>Santa Fe</b>	<u>U.S. Sales:</u>	2000 – 10,332	2001 – 56,017	2002 – 78,279	2003 – 101,278
		2004 – 111,447	2005 – 68,006		
<b>Scoupe</b>	<u>U.S. Sales:</u>	1996 – 458	1997 - 9		
<b>Sonata</b>		1989-93 - 576,833			
	<u>U.S. Sales:</u>	1996 - 14,616	1997 - 22,128	1998 – 14,144	1999 – 30,022
		2000 – 45,983	2001 – 62,385	2002 – 68,085	2003 – 82,330
		2004 – 107,089	2005 – 130,365		
<b>Stellar</b>		1984-91 - 405,459			
<b>Tiburon</b>	<u>U.S. Sales:</u>	1996 – 341	1997 - 9,391	1998 – 8,341	1999 – 9,641
		2000 – 15,237	2001 – 19,196	2002 – 19,963	2003 – 21,242
		2004 – 20,125	2005 – 20,600		
		2002 30 <sup>th</sup> Anniversary Edition – 500 (UK market)			
<b>Tucson</b>	<u>U.S. Sales:</u>	2004 – 7,074	2005 – 61,048		
<b>XG300/350 / Azera</b>	<u>U.S. Sales:</u>	2000 – 2,004	2001 – 17,884	2002 – 16,666	2003 – 17,928
		2004 – 16,630	2005 – 17,645		
<b>Total</b>		1987 - 548,067	1988 - 527,000	1989 - estimated 523,000	
<b>U.S.A. Sales</b>		1986 - 166,882	1987 - 263,610	1988 - 264,282	1989 - 183,261
		1991 – 117,333	1992 – 108,549	1993 – 108,796	1994 – 126,095
		1996 - 108,468	1997 - 113,186	1998 – 90,217	1999 – 164,190
		2001 – 346,235	2002 – 375,119	2003 – 400,221	2004 – 418,615
				2005 – 455,012	
<b>Korean Production</b>		1992 – 704,660	1993 – 811,032	1994 – 932,122	1995 – 1,037,423
					1996 – 1,097,934
<b>Turkey Production</b>	CYP	1997 – 4,647	1998 – 22,024	1999 – 10,714	

## Imperial

Crown Production Table						
Year	Conv	Coupe	4d Sdn	HT sdn	Limo	Total
1957	1167	4199	3642	7843	36	16887
1958	675	1939	1240	4146	31	8031
1959	555	1728	1335	4714	7	8339
1960	618	1504	1594	4510	16	8242

1961	429	1007	2193	4769	9	8407
1962	554	1010	1887	6911		10362
1963	531	1067	1617	6960	13	10188
1964	922	5233		14181	10	20346
1965	633	3974		11628	15	16250
1966	514	2373		8977		11864
1967	577	3235		9415		13227
1968	474	2656		8492		11622
1969		224		823		1047
1970		254		1333		1587
Total	7649	30403	13508	94702	137	146399



1967 Imperial Crown Convertible

**Crown**

Limousine: 1955 - 127 1956 - 175

**LeBaron**

Hardtop Sedan:

1964 - 2,949 1965 - 2,164  
 1966 - 1,878 1967 - 2,194  
 1968 - 1,852 1969 - 14,821  
 1970 - 8,426 1971 - 10,116  
 1972 - 13,472 1973 - 14,166  
 1974 - 10,576 1975 - 6,102



1973 Imperial LeBaron 4-door Hardtop

Hardtop Coupe: 1969 - 4,592 1970 - 1,803 1971 - 1,442 1972 - 2,332  
 1973 - 2,563 1974 - 3,850 1975 - 2,728  
 4-door Sedan: 1957 - 1,729 1958 - 501 1959 - 510 1960 - 692  
 Southampton Sedan: 1957 - 911 1958 - 538 1959 - 622  
 1960 - 999 1961 - 1,026 1962 - 1,449 1963 - 1,537  
 Stageway Bodied Limousine: 1967-69 - 6 annually 1970 - estimated 6

1972 Hess & Eisenhardt Limousine – 2 (built for U.S. Secret Service)

**Coupe**

1981 - 7,225 1982 - 2,329 1983 - 1,427  
 Sinatra Edition 1981 - 148 1982 w/Sinatra Edition package - 279

**Infiniti**

**FX** U.S. Sales: 2003 – 27,637 2004 – 30,964



**G20** U.S. Sales:  
 1991 – 13,872 1992 – 14,548 1993 – 16,487  
 1994 – 17,248 1995 – 16,818 1996 – 13,467  
 1998 – 7,217 1999 – 16,108 2000 – 13,095

1991 Infiniti G20

**G35** U.S. Sales  
 Coupe 2002 – 5,185      2003 – 28,965      2004 – 28,377  
 Sedan 2002 – 29,590      2003 – 35,765      2004 – 42,800

**I30/I35** U.S. Sales:      1995 - 16,202      1996 - 27,057  
    1997 – 31,300      1998 – 26,350  
    1999 – 31,042      2000 – 39,532  
    2003 – 14,091      2004 – 11,637

**J30** U.S. Sales:      1992 - 13,820      1993 – 21,498  
    1994 – 22,777      1995 – 17,899  
    1996 – 7,564      1997 – 4,594  
    1998 – 1,783



1991 Infiniti M30 Coupe

**M30** U.S. Sales:      1991 – 6,311      1992 – 3,749

**M45** U.S. Sales:      2002 – 1,010      2003 – 4,755      2004 – 2,090

**QX4** U.S. Sales:      1996 – 1,983      1997 - 18,793  
    1998 – 20,055      1999 – 19,199  
    2000 – 21,545      2001 – 18,735  
    2002 – 16,938      2003 – 4,991



1992 Infiniti Q45

**Q45** U.S. Sales:      1991 – 14,707      1992 - 12,216  
    1993 - 12,294      1994 – 11,419  
    1995 – 7,803      1996 – 5,896  
    1997 – 10,443      1998 – 8,244  
    1999 – 6,271      2000 – 4,178  
    2001 – 5,726      2002 – 3,717  
    2003 – 2,440      2004 – 1,972

- 10<sup>th</sup> Anniversary Edition 2000 – 3,000

**QX56** U.S. Sales:      2004 – 13,136

**USA Sales**    1989 – 1,759      1990 – 23,960      1991 – 34,890      1992 – 44,387      1993 – 50,547  
                          1994 – 51,449      1995 - 58,616      1996 - 55,967      1997 - 65,552      1998 – 63,649  
                          1999 – 72,637      2000 – 78,351      2001 – 71,365      2002 – 87,904      2003 – 118,655  
                          2004 – 130,986

## Innocenti

**C Coupe:**      1960-70 - estimated 13,000

### Mini

Minor Mk I 850cc 1965-68 – 82,498	Cooper Mk I 1000cc 1966-68 – 12,274
Traveler wood MkI 850cc 1966-68 – 3,620	Cooper MkII 1000cc 1968-70 – 8,992
Minor MkII 850cc 1968-70 – 56,365	Traveler wood MkII 850cc 1968-70 – 1,539
Traveler metal 850cc 1968-70 – 3,385	Minor MkIII 850cc 1970 – 25,961
Cooper MkIII 1000cc 1970 – 4,879	Matic 1000cc 1970 – 1,140



Minor MkIII 850cc 1970-72 – 58,233	Cooper MkIII 1000cc 1970-72 – 10,621
Matic 1000cc 1970-72 – 2,100	Traveler 850cc metal 1971-72 – 600
Mini 1000 1972-73 – 30,332	Cooper 1300 1972-73 – 9,992
Matic n.v 1972-73 – 1,507	T 1000 1972-73 – 2,025
Mini 1001 1972-73 – 22,913	Cooper 1300 Export 1973-75 – 28,153
1000 Export 1973-74 – 22,827	1001 Export 1973-75 – 43,927
Matic Export 1973-75 – 3,557	90 and 90L Bertone 1974-75 – 30,565
120 and 120L Bertone 1974-75 – 8,556	
<i>*Source : "Mini – Il design simbolo di una generazione – I primi quarant'anni" by Giorgio Nada Editore</i>	

**Production**                    1987 - 11,627      1988 - 10,331      1989 - estimated 10,100      1992 - 8,580

## Intermeccanica

- Centaur**                    1970 – 1
- Flint Corvette**            1982 – 35 (Built by Flint / Al)
- Indra**                      1971-75 – 127  
                                   ⇒ 60 Convertibles  
                                   ⇒ 40 Coupes  
                                   ⇒ 27 2+2 Coupes  
                                   ⇒ 6 in USA (5 2+2, 1 Convertible)
- Italia**                      1968-72 – 411                    IMX 1969 – 1
- LaCrosse**                1981 – 1
- Lexington**               1980 – 3
- Murena GT**              1969-70 Wagon – 11
- Mustang Cabrio**        1980-82 – 1,200
- Speedster**                1976-80 – 608
- Torino/Italia**            1967 – 97
- Viva 200sx**               1982 – 50



*Italia Roadster*

## International Harvester

- Pickup**                    1975 – 6,329
- Scout**                    Sales:                    1977 - 32,004      1978 - 35,794      1979 - 24,567      1980 - 18,805  
                                   Production:        1974 - 6,714      1975 - 21,366      1976 – 17,506      1977 - 27,074  
                                   1978 - 26,369      1979 - 35,286

<b>IHC Scout II Production-Breakdown Table</b>				
	<b>1976</b>	<b>1977</b>	<b>1978</b>	<b>1979</b>
Air Conditioning	6530	8420	10627	15385
350cid or less V8	14110	23690	23126	32498

Six-cylinder	263	NA	NA	NA
Automatic	10801	18600	19249	26570
4-speed	3956	6417	5327	6810
Four-wheel-drive	16333	26045	25683	34933
Sunroof	0	0	158	212
Diesel	0	460	527	423

**Terra**

1976 – 6,496    1977 - 2,688    1978 - 2,966    1979 - 2,437

<b>IHC Terra Production-Breakdown Table</b>				
	<b>1976</b>	<b>1977</b>	<b>1978</b>	<b>1979</b>
Air Conditioning	1033	476	537	763
350cid or less V8	3904	1726	2153	1981
Six-cylinder	364	NA	NA	NA
Automatic	2663	1226	1213	1338
4-speed	2358	1011	1367	994
Four-wheel-drive	3553	2091	2631	2437
Sunroof	0	0	42	63
Diesel	0	379	219	127

**Travel all/Traveler**

1974 - 1,138    1975 150 - 4,224    1975 200 - 563    1976 – 7,635    1977 - 9,620  
 1978 - 9,856    1979 - 6,620

<b>IHC Traveler Production-Breakdown Table</b>				
	<b>1976</b>	<b>1977</b>	<b>1978</b>	<b>1979</b>
Air Conditioning	5031	6542	6544	4429
350cid or less V8	6742	8975	8949	NA
Six-cylinder	466	NA	NA	NA
Automatic	6390	8591	8703	5938
4-speed	916	885	1045	642
Four-wheel-drive	NA	8629	9501	6554
Sunroof	0	0	355	252
Diesel	0	500	749	205

**CYP (all)**

1961 – 142,816    1962 – 147,285    1963 – 168,296    1964 – 166,892    1965 – 171,638  
 1966 – 170,385    1967 – 167,940    1968 – 145,549    1969 – 160,255    1970 – 155,353  
 1971 – 185,859    1972 – 212,654

**Light Duty CYP**

1973 – 105,569

**Invicta**

**Black Prince  
Type S**

1946-50 - estimated 16  
- 76

**IPM**

**GT**

1960-61 - 21

## Isdera

<b>Imperator Sypder</b>	108i c1988-90 - estimated 24 c1988-90 - estimated 24		
<b>Total</b>	1987 - 6	1988 - 8	1989 - estimated 9

---

## Iso

**Fidia** 1967-74 – 192 (includes 43 S4 models 1967-68, 42 with Ford 351 Cleveland engines)

**Grifo** 1963-74 - 504 (322) 7-Litre 1968-74 - 90  
385 hp - 262  
GL w/Ford 351-cid V-8 & 5-speed - 34 (5 in USA)

**Lele** 1969-74 - 317  
(103 w/Ford 351 engine)

**Rivol ta** 1962-70 - 797



*Iso Fidra Sedan*

## Isotta-Fraschini

**Monterosa** 1946 – 20  
**8A** 1925-31 - 950



*1930 Isotta Fraschini Type 8A Castagna Town Car*



*1929 Isotta Fraschini Type 8A*

## Isuzu

<b>Amigo</b>	<u>U.S. Sales:</u>	1989-94 – 48,651	1998 – 7,088	1999 – 8,298	
			2000 – 9,244		
<b>Ascender</b>	<u>U.S. Sales:</u>	2002 – 253	2003 – 3,377	2004 – 7,686	
<b>Axiom</b>	<u>U.S. Sales:</u>	2001 – 5,851	2002 – 8,989	2003 – 5,783	2004 – 3,153
<b>Bell et</b>		Sedan 1963-73 - 153,295	GT 1963-73 - 17,493		
<b>Hombre</b>	<u>U.S. Sales:</u>	1998 – 14,991	1999 – 7,766	2000 – 4,782	
		2001 – 115	2002 – 22	2003 – 4	

<b>I-Mark</b>	<u>U.S. Sales:</u>	1981 – 17,805 (includes 10,368 Diesel models)			
		1982 – 15,462	1983 – 11,876	1984 – 3,516	
		1985 – 12,761	1986 – 26,046	1987 – 32,300	1988 – 17,310
		1989 – 12,421	1990 – 1,272	1991 – 99	1992 – 5
		Total – 150,873			

<b>Impulse</b>	<u>U.S. Sales</u>	All - 76,521			
	U.S. imports (calendar year)				
		1983 - 8,855	1984 - 12,536	1985 - 15,288	
		1986 - 12,864	1987 - 7,287	1988 - 7,210	
		1987 RS Turbo - 2,733	1988 RS Turbo - 5,407		
	1989 - 3,875	1989 RS Turbo - 2,906			



1988 Isuzu Impulse

U.S. imports 1.9 litre (non turbo), (calendar year)				
1983 - 8,855	1984 - 12,536	1985 - 13,377	1986 - 9,648	

<b>Oasis</b>	<u>U.S. Sales:</u>	1996 – 2,128	1998 – 1,671	1999 – 1,076	2000 – 147
		2001 - 31			

**Piazza** 1981-90 - 114,000 (other sources suggest 101,879 1981-87 models)

<b>Rodeo</b>	<u>U.S. Sales:</u>	1993 – 48,903	1998 – 64,771	1999 – 64,744	2000 – 59,570
		2001 – 54,807	2002 – 28,311	2003 – 17,942	2004 – 16,201

<b>Rodeo Sport</b>	<u>U.S. Sales:</u>	2001 – 4,990	2002 – 3,745	2003 – 1,739	2004 – 130
--------------------	--------------------	--------------	--------------	--------------	------------

<b>Stylus</b>	<u>U.S. Sales:</u>	1990 - 1,238	1991 - 10,143	1992 - 4,670	1993 - 1,592
		1994 - 96	1995 - 15	All 1990-95 - 17,754	

<b>Trooper</b>	1987-91 - 577,000				
	<u>U.S. Sales:</u>	1991 – 26,776	1998 – 18,191	1999 – 20,755	
		2000 – 23,100	2001 – 15,608	2002 – 10,985	2003 – 1,470

<b>VehiCROSS</b>	<u>U.S. Sales:</u>	1999 – 1,271	2000 – 1,223	2001 – 978	2002 – 681
------------------	--------------------	--------------	--------------	------------	------------

<b>Car Production</b>	1964 - 36,278				
	1985 - 213,052	1986 - 211,178	1987 - 203,930	1988 - 158,750	1989 - 188,725
	1990 - 202,347	1991 - 130,447	1992 - 118,391	1993 - 73,584	1994 - 47,768
	1995 - 51,911				

<b>Production</b>	1975 – 64,735	1976 – 91,157	1977 – 74,971	1978 – 102,883	1979 – 86,397
	1980 – 107,057	1981 – 129,564	1982 – 113,299	1983 – 116,184	1984 – 88,536

<b>Car USA Sales</b>	1981 - 17,805	1982 - 15,462	1983 - 20,731	1984 - 17,233	1985 - 26,953
	1986 - 38,910	1987 - 39,587	1988 - 24,520	1989 - 16,296	1990 – 5,837
	1991 – 13,301	1992 – 7,823	1993 – 1,762	1994 – 109	1995 – 16

<b>Truck USA Sales</b>	1984 – 45,379	1985 – 78,149	1986 – 88,720	1987 – 86,972	1988 – 95,695
	1989 – 110,168	1990 – 92,136	1991 – 60,045	1992 – 35,838	1993 – 39,718
	1994 – 56,380	1995 – 45,194	1996 - 93,890	1997 - 91,531	1998 – 101,830
	1999 – 103,937	2000 – 98,066	2001 – 82,380	2002 – 52,992	2003 – 30,328
	2004 – 27,188				

## Izh (Russia)

**Production**      1995 - 12,774      1996 - 9,149      1997 - 5,200

## Jaguar

**C Type**                      1951-53 – 53

**D Type**                      1954-56 – 87

**E Type**

<b>Jaguar E-Type Production Breakdown</b>			
	<b>RHD</b>	<b>LHD</b>	<b>Total</b>
3.8 Open 2-seater 1961-64	942	6885	7827
3.8 Fixed-head Coupe 1961-64	1798	5871	7669
4.2 Open 2-seater 1968-71	1182	8366	9548
4.2 Fixed-Head Coupe 1968-71	1957	5813	7770
4.2 2+2 Coupe 1968-71	1378	4220	5598
4.2 S2 Open 2-seater 1971-75	775	7852	8627
4.2 S2 Fixed-head Coupe 1971-75	1070	3785	4855
4.2 S2 2+2 Coupe 1971-75	1040	4286	5326
5.3 S3 Open 2-seater	1871	6119	7990
5.3 S3 2+2 Coupe	2115	5182	7297
<b>Other Statistics:</b>			
1974 Celebration – 50			
Total 3.8 models – 15,496			
Total 4.2 Models – 22,916			
Total 4.2 S2 Models – 18,808			
Total 5.3 S3 Models – 15,287			

**Mark II**                      2.4 Sedan 1959-67 - est. 25,070      3.4 Sedan 1959-67 - est. 28,660  
 3.8 Sedan 1959-67 - est. 30,070

**Mark VII**                      1950-54 - 20,908                      M 1954-57 - 10,061

**Mark VIII**                      1956-58 - 6,212

**Mark IX**                      1958-61 - 10,009

**Mark X**                      3.8 Litre Sedan 1961-64 - 13,382  
 4.2 1964-66 - 5,137 (18 Limousines)



*1962-64 Jaguar Mark X*

**S Type**                      3.4 Litre 1963-68 - est. 9,830  
 3.8 Litre 1963-68 - est. 15,070

U.S. Sales:              1999 – 15,541  
 2000 – 24,507  
 2001 – 19,548  
 2002 – 15,965  
 2003 – 14,876  
 2004 – 10,975



2005 – 8,897

**X Type**

U.S. Sales: 2001 – 9,765  
 2002 – 33,018  
 2003 – 26,772  
 2004 – 21,542  
 2005 – 10,941

*1966 Jaguar 3.8 Litre S-Type*

2005 X-Type Spirit Limited Edition – 450

**XJ**

5.3 Coupe: 1975 - 493  
 1976 - 979  
 1977 - 339  
 Total - 1,873

U.S. Sales: 2001 – 10,082    2002 – 8,286    2003 – 10,102    2004 – 10,552  
 2005 – 8,304

**XJ6**

Coupe: 1975 - 1,968    1976 - 2,659    1977 - 1,835 (243 U.S. spec)    Total - 6,505  
 Series I 1968-73:    2.8 - 19,426    4.2 - 58,792  
 Series II 1973-79:    2.8 - 1703.4 - 6,880    4.2 - 69,951 (+ 12,147 S.W.B.)  
 Series III 1979-88:    122,452  
 Series IV 2.9/3.2/3.6/4.0 1986-93 - 143,740

Production: 1976 - 15,440    1977 - 10,956  
 1978 - 15,422    1979 S2 - 1,528  
 1979 S3 - 6,146    1980 - 9,836  
 1981 - 10,216    1982 - 14,422  
 1983 - 17,412    1984 - 19,578

USA Sales: 1988 - 15,944    1989 - 14,509  
 1990 - 14,013    1991 - 6,638  
 1992 - 6,623    1993 - 9,768

XJ6/XJ8 Sales: 1997 – 5,305  
 1998 – 7,073  
 1999 – 5,592  
 2000 – 5,834  
 L.W.B. 1997 – 3,293  
 1998 – 3,118  
 1999 – 1,774  
 2000 – 1,321

VDP 1997 – 3,174    1998 – 4,789    1999 – 4,438    2000 – 3,944

XJ6 3.4 CYP: 1978 – 1    1979 – 625    1980 – 553    1981 – 892  
 1982 – 824    1983 – 826    1984 – 860    1985 – 778  
 1986 – 408

XJ6 4.2 CYP: 1978 – 7    1979 – 5,864    1980 – 9,026    1981 – 9,447  
 1982 – 12,199    1983 – 14,231    1984 – 13,594    1985 – 14,625  
 1986 – 15,541    1987 – 3,031

**XJ12**

Sedan: 1975 - 2,239    1976 - 3,283    1977 - 1,913    1978 - 3,284  
 1979 S2 - 429    1979 S3 - 155    1980 - 814    1981 - 457  
 1982 - 518    1983 - 341    1984 - 1,509



*1991 Jaguar XJ6 Vanden Plas*



*1989 Jaguar XJ6 Vanden Plas*

Series I 1972-73 - Standard wheelbase - 2,482      Long Wheelbase - 753  
 Series II 1973-79 - 14,226  
 Series III 1979-88 - est. 10,500      III/Sovereign 5.3 1979-93 - 92,750  
 1993 - U.S. spec - est. 1,300

U.S. Sales:      1997 – 48

**XJR**

1995 Sedan U.S. Spec – 400  
U.S. Sales:      1997 – 768      1998 – 1,662      1999 – 1,540      2000 – 1,393

**XJS**

<b>Jaguar XJ-S Production/Sales Chart</b>					
	<b>CYP Prod</b>	<b>Manual</b>	<b>3.6 Cabrio CYP</b>	<b>V12 Cabrio CYP</b>	<b>V12 Conv CYP</b>
<b>1975</b>	1245	4	0		
<b>1976</b>	3082	130	0		
<b>1977</b>	3890	143	0		
<b>1978</b>	3121	63	0		
<b>1979</b>	2405	12	0		
<b>1980</b>	1057		0		
<b>1981</b>	1292		0		
<b>1982</b>	3111		5		
<b>1983</b>	4808		22		
<b>1984</b>	6028		256	4	
<b>1985</b>	7510		459	690	
<b>1986</b>	8838		201	1455	
<b>1987</b>	9537		207	1581	59
<b>1988</b>	10284			132	2803
<b>1989</b>	10665				
<b>1990</b>	9255				
<b>1991</b>	4649				
<b>1992</b>	3639				
<b>1993</b>	5192				
<b>1994</b>	6643				
<b>1995</b>	5802				
<b>1996</b>	3361				
<b>Total</b>	79454		5013		30946
<b>Other Models:</b>					
XJ-S Manual Transmission – 352 Total					
XJ-S Cabriolet 3.6 Litre – 1,150 Total					
XJ-S Cabriolet 5.3 Litre V-12 – 3,862 Total					
XJ-S (all Types) – 115,413 Total					
XJR-S (TWR Production) 5.3 Litre – Approx. 300					
XJR-S (TWR Production) 6.0 Litre – Approx 500					
XJS Collection Rouge 1990 – 270					

<b>Jaguar XJS USA Sales Chart</b>					
	<b>Coupe V12</b>	<b>Cabrio</b>	<b>Conv V12</b>	<b>Coupe 4.0</b>	<b>Conv 4.0</b>

		V12		6-cyl	6-cyl
1975	287	0	0	0	0
1976	1365	0	0	0	0
1977	869	0	0	0	0
1978	1050	0	0	0	0
1979	695	0	0	0	0
1980	420	0	0	0	0
1981	232	0	0	0	0
1982	1409	0	0	0	0
1983	2705	0	0	0	0
1984	3480	0	0	0	0
1985	3784	0	0	0	0
1986	4286	575	0	0	0
1987	3527	1015	838	0	0
1988	2448	321	2014	0	0
1989	1901	1	2556	0	0
1990	1658	0	3057	0	0
1991	1008	0	1730	0	0
1992	702	0	1356	0	0
1993	139	0	348	613	1866
1994	109	0	632	388	3163
1995	51	0	362	364	3758
1996	1	0	26	2	2113
1997	0	0	0	0	47
<b>Total</b>	<b>32126</b>	<b>1912</b>	<b>12919</b>	<b>1367</b>	<b>10947</b>

1984 3.6 5-speed U.S. spec – 25  
 5.3 1975-93 - 19,140                      3.6 1983-91 (inc. Cabrio) - 92,750  
 5.3 Cabriolet 1985-87 - 16,790            5.3 Convertible 1988-91 - 7,420

**XJR-S**                      5.3/6.0 1988-93 - 9,390  
 1993 U.S. Models:  
                                  50 Coupes + 50 Convertibles



*1993 Jaguar XJR-S Convertible*

**XJ220**                      1991-94 – 275

**XK-SS**                      1957 – 16

**XK 120**                      Roadster 1948-54 – 7,631                      Fixed Head Coupe 1951-54 – 2,678  
                                  Drophead Coupe 1953-54 – 1,769



*1957 Jaguar XK140 Drophead Coupe*

**XK 140**                      Roadster 1954-57 – 3,347  
                                  Fixed Head Coupe 1954-57 – 2,797 (396 w/auto)  
                                  Drophead Coupe 1955-57 – 2,740  
                                  (385 w/auto transmission)

**XK 150**                      Roadster 1958-61 – 1,339 (42 w/3.8 Litre engine)  
                                  Fixed Head Coupe 1957-61 – 4,101 (656 w/3.8 Litre engine)  
                                  Drophead Coupe 1957-61 – 2,489 (586 w/3.8 Litre engine)  
                                  S Roadster 1958-61 – 924 (36 w/3.8 Litre engine)  
                                  S Fixed Head Coupe 1958-61 – 349 (150 w/3.8 Litre engine)  
                                  S Drophead Coupe 1958-61 – 193 (89 w/3.8 Litre engine)



**XK8**

1997 U.S. Spec: Coupe – est. 1,340  
 Convertible – est. 5,360  
 1997 Neimann Marcus Edition – 50



*1998 Jaguar XK8 Coupe*

U.S. Sales: 1997 Coupe – 1,021  
 1998 Coupe – 677  
 1999 Coupe – 439  
 1997 Conv – 5,843  
 1998 Conv – 5,184  
 1997 All – 6,915  
 2000 Coupe – 549  
 2001 (All) – 5,137  
 2003 – 2,905 (Includes all XK)  
 2005 (All XK) – 2,282

1999 Conv – 5,237  
 1998 All – 5,861  
 2000 Convertible – 4,474  
 2002 – 3,935  
 2004 – 2,806 (All XK)

**XKR**

U.S. Sales: Coupe 1999 – 86  
 2000 Coupe – 306  
 Convertible 1999 – 392  
 2000 Convertible – 1,400

**240**

Sedan CYP: 1967 – 911 1968 – 2,827 1969 – 692 Total – 4,430

**340**

Sedan CYP: 1967 – 1,005 1968 – 1,799 Total – 2,804

**420**

G 1966-70 – 6,554 (5,763) G Limo 1966-70 – 24  
 CYP Base Sedan: 1966 – 1,350 1967 – 5,512 1968 – 3,374 Total – 10,236  
 CYP G Sedan: 1966 – 32 1967 – 1,640 1968 – 1,653 1969 – 1,617  
 1970 – 600 Total – 5,542

**1.5 Litre**

1935-49 – 13,046

**2.5 Litre**

1935-48 – 7,230

**3.5 Litre**

1948-51 – 8,791

**2.4 Litre**

Mark I Sedan 1955-59 – est. 19,400

**3.4 Litre**

Mark I Sedan 1957-59 – est. 17,340 Mark II Sedan 1960-67 – 28,660

**3.8 Litre**

Mark II Sedan 1960-67 – 30,070 S Sedan 1964-68 – 15,070

**USA Sales**

1948 – 238	1949 – 158	1950 – 912	1951 – 1,702	1952 – 3,349
1953 – 3,914	1954 – 3,365	1955 – 3,573	1956 – 3,685	1957 – 3,800
1958 – 4,607	1959 – 5,839	1960 – 4,934	1961 – 3,422	1962 – 6,716
1963 – 4,421	1964 – 4,018	1965 – 3,993	1966 – 4,635	1967 – 5,839
1968 – 5,179	1969 – 5,700	1970 – 6,732	1971 – 5,614	1972 – 5,143
1973 – 6,767	1974 – 5,299	1975 – 6,799	1976 – 7,382	1977 – 4,349
1978 – 4,754	1979 – 3,551	1980 – 2,951	1981 – 4,688	1982 – 10,349
1983 – 15,815	1984 – 18,044	1985 – 20,528	1986 – 24,464	1987 – 22,919
1988 – 20,727	1989 – 18,967	1990 – 18,728	1991 – 9,376	1992 – 8,681
1993 – 12,734	1994 – 15,195	1995 – 18,085	1996 – 17,878	1997 – 19,503
1998 – 22,503	1999 – 35,039	2000 – 43,728	2001 – 44,532	2002 – 61,204
2003 – 54,655	2004 – 45,875	2005 – 30,424		

**World-Wide Sales**

1997 – 43,775 1998 – 50,220 1999 – 75,312

**Sedan USA Sales**

1992 – est. 6,300 1996 – 12,958

**Production**

1975 – 24,295 1976 – 31,903 1977 – 23,688 1978 – 27,346 1979 – 14,861

1980 – 15,262	1981 – 13,812	1982 – 21,934	1983 – 27,331	1984 – 33,355
1985 – 38,500	1986 – 41,437	1987 – 48,020	1988 – 51,939	1989 – 48,139
1990 – 41,833	1991 – 23,018	1992 – 22,474	1993 – 27,338	1994 – 30,020
1995 – 41,023	1996 – 38,590	1997 – 43,551	1998 – 50,025	1999 – 86,317

## Jeep

### **Cherokee**

CYP:

1974 – 14,082	1975 – 16,294	1976 – 26,365	1977 – 33,684	1978 – 40,698
1979 – 39,183	1980 – 7,614	1981 – 6,321	1982 – 6,911	1983 – 6,186
Total 1974-1983 – 197,238				
Cherokee CYP (Including Wagoneer) 1984-97				
1984 – 93,326	1985 – 120,328	1986 – 107,225	1987 – 139,295	1988 – 187,136
1989 – 207,216	1990 – 151,230	1991 – 151,578	1992 – 137,826	1993 – 144,961
1994 – 166,094	1995 – 172,282	1996 – 164,332	1997 – 184,888	

U.S. Sales:

1984 – 119,104	1985 – 112,976	1986 – 120,025	1987 – 124,310	1988 – 158,704
1989 – 162,655	1990 – 128,652	1991 – 121,461	1997 – 130,041	1998 – 146,298
1999 – 165,261	2000 – 141,457	2001 – 74,490		

### **Comanche**

CYP:

1985 – 29,245	1986 – 33,386	1987 – 43,070	1988 – 43,718	1989 – 25,311
1990 – 9,576	1991 – 5,188	1992 – 952	Total – 190,446	

### **Commander**

U.S. Sales: 2005 – 17,048

### **Commando**

sales 1964-67 – 77,573

Jeepster/Commando:

1966 – 2,345	1967 – 12,621	1968 – 13,924
1969 – 11,289	1970 – 9,268	1971 – 7,903
1972 – 10,685	1973 – 9,538	

### **CJ-2A**

CYP:

1945 – 1,824	1946 – 71,455	1947 – 77,958	1948 – 62,861	1949 – 104
Total – 214,202				

### **CJ-3A**

CYP:

1948 – 309	1949 – 31,491	1950 – 24,060	1951 – 40,121	1952 – 34,654
1953 – 1,208	Total – 131,843			

### **CJ-3B**

CYP:

1952 – 2,350	1953 – 33,047	1954 – 35,972	1955 – 12,567	1956 – 10,145
1957 – 5,756	1958 – 6,178	1959 – 5,420	1960 – 6,139	1961 – 1,147
1962 – 9,416	1963 – 9,801	1964 – 5,271	1965 – 2,847	1966 – 5,459
1967 – 2,523	1968 – 1,446	Total – 155,494		

### **CJ-5**

CYP:

1954 – 3,883	1955 – 23,595	1956 – 18,441	1957 – 20,819	1958 – 12,401
1959 – 17,488	1960 – 19,753	1961 – 2,064	1962 – 14,072	1963 – 12,499
1964 – 16,029	1965 – 21,014	1966 – 17,974	1967 – 18,186	1968 – 19,883
1979 – 20,262	1970 – 13,518	1971 – 12,559	1972 – 22,601	1973 – 30,449
1974 – 43,087	1975 – 32,486	1976 – 31,116	1977 – 32,996	1978 – 37,611
1979 – 41,501	1980 – 24,574	1981 – 13,477	1982 – 6,080	1983 – 3,085
Total – 603,303				

Silver Anniversary 1978 – 3,000 1980 w/151-cid Pontiac 4-cyl – 9,347  
 1980 Diesel – 1,028

<b>CJ-5A</b>	CYP:	1964 – 4,128	1965 – 1,987	1966 – 1,190	1967 – 89	Total – 7,394
<b>CJ-6</b>	CYP:	1955 – 581	1956 – 2,523	1957 – 1,236	1958 – 1,387	1959 – 1,947
		1960 – 2,201	1961 – 244	1962 – 2,502	1963 – 1,534	1964 – 1,702
		1965 – 2,062	1966 – 3,521	1967 – 2,295	1968 – 2,395	1969 – 2,433
		1970 – 2,234	1971 – 1,806	1972 – 1,175	1973 – 1,720	1974 – 2,826
		1975 – 2,935	1976 – 2,431	1977 – 2,754	1978 – 743	1979 – 992
		1980 – 1,633	1981 – 360	Total – 50,172		
<b>CJ-6A</b>	CYP:	1964 – 164	1965 – 115	1966 – 160	1967 – 20	Total – 459
<b>CJ-7</b>	CYP:	1976 – 21,061	1977 – 25,414	1978 – 38,274	1979 – 55,264	1980 – 38,183
		1981 – 27,787	1982 – 23,820	1983 – 37,673	1984 – 42,644	1985 – 43,315
		1986 – 25,939	Total – 379,354			
<b>DJ-3A</b>	CYP:	1955 – 1,316	1956 – 1,491	1957 – 1,248	1958 – 1,175	1959 – 2,509
		1960 – 2,360	1961 – 199	1962 – 1,326	1963 – 1,123	1964 – 809
		1965 – 50	Total – 13,606			
<b>DJ-5A</b>	CYP:	1964 – 1	1965 – 1,316	1966 – 443	1967 – 1,042	1968 – 521
		1969 – 386	1970 – 254	1971 – 153	1972 – 87	1973 – 102
		Total – 4,305				
<b>DJ-6A</b>	CYP:	1965 – 168	1966 – 720	1967 – 791	1968 – 627	1969 – 467
		1970 – 467	1971 – 949	1972 – 141	1973 – 23	Total – 4,353
<b>FC-150</b>	CYP:	1957 – 6,637	1958 – 2,072	1960 – 1,925	1961 – 1,298	
<b>FC-170</b>	CYP:	1957 – 3,101	1958 – 1,522	1959 – 1,546*	1960 – 3,004	1961 – 2,373
				<i>1931 Includes FC-150 Production</i>		
<b>Grand Cherokee</b>	CYP:	1992 – 121,333	1993 – 246,156	1994 – 262,476	1995 – 320,465	1996 – 346,676
		1997 – 308,275				
	<u>U.S. Sales:</u>	1997 – 260,975	1998 – 229,135	1999 – 300,031	2000 – 271,723	
		2001 – 223,612	2002 – 224,233	2003 – 207,479	2004 – 182,313	
		2005 – 213,584				
		2005 Rocky Mountain Edition – 9,500 (estimated)				
<b>Grand Wagoneer</b>	CYP:	1985 – 17,814	1986 – 17,254	1987 – 17,265	1988 – 14,117	1989 – 10,159
		1990 – 6,449	1991 – 1,560	1992 – 330		

**Jeep Truck** CYP:  
 1947 – 4,988    1948 – 30,173    1949 – 15,712    1950 – 18,634    1951 – 38,047  
 1952 – 16,155    1953 – 16,498    1954 – 4,477    1955 – 13,856    1956 – 16,654  
 1957 – 9,594    1958 – 8,445    1959 – 11,742    1960 – 14,636    1961 – 3,546

**Jeepster** CYP:  
 1948 – 10,326    1949 – 2,961    1950 – 5,845    Total – 19,132  
 1971 Hurst/ Special – 100

**J-10**    1975 SWB – 2,258    1975 LWB – 4,721    1979 – 11,693    1980 – 8,394  
 1981 – 5,916    1982 – 5,026

**J-20**    1975 – 2,977    1976 – 3,210    1977 – 3,343    1978 – 8,085    1979 – 10,403  
 1980 – 2,004    1981 – 1,534    1982 – 1,418    1983 – 2,740    (Incl. J10):  
 1984 – 3,404    1985 – 1,953

**J-10/J-20** Combined Production from the J-Series Pickup CYP:  
 1974 – 15,524    1975 – 13,958    1976 – 16,188    1977 – 17,252    1978 – 20,495  
 1979 – 18,966    1980 – 6,839    1981 – 8,048    1982 – 6,113    1983 – 4,705  
 1984 – 3,082    1985 – 1,953    1986 – 1,515    1987 – 1,153

**Liberty** U.S. Sales:    2001 – 88,485    2002 – 171,212    2003 – 162,987    2004 – 167,376  
 2005 – 166,883

2005 Rocky Mountain Edition – 5,600 (est)

**MDA** CYP:  
 1953 – 2    1954 – 1,722    1955 – 2,271    1962 – 1,155    1963 – 464  
 1965 – 43    1966 – 77    1967 – 147    Total – 5,881

**Scrambler** 1981 – 8,355    1982 – 7,759    1983 – 5,407    1984 – 4,130    1985 – 1,050  
 1981-85 (CJ-8) – 27,792

**Super Wagoneer** 1966-1969 – approx. 1,200

**Universal** 1963 – 12,615    1964 – 11,915

**Wagoneer** CYP:  
 1974 – 13,746    1975 – 16,708    1976 – 21,912    1977 – 20,298    1978 – 28,871  
 1979 – 27,437    1980 – 10,481    1981 – 13,741    1982 – 18,709    1983 – 18,478  
 1984 (Large Model) – 20,019

**Wrangler** CYP:  
 1986 – 16,853    1987 – 36,114    1988 – 52,691    1989 – 69,565    1990 – 58,184  
 1991 – 65,135    1992 – 59,690    1993 – 72,903    1994 – 78,222    1995 – 83,374  
 1996 – 92,340    1997 – 107,053

U.S. Sales:    1994 – 74,952    1997 – 81,956    1998 – 83,861    1999 – 89,174  
 2000 – 82,254    2001 – 68,830    2002 – 64,351    2003 – 70,093  
 2004 – 77,550    2005 – 79,017

2005 Rocky Mountain Edition – 7,800 (est)

**Production** CYP:  
 1945 – 1,824    1946 – 78,808    1947 – 97,581    1948 – 159,002    1949 – 86,151  
 1950 – 90,424    1951 – 119,200    1952 – 57,829    1953 – 75,759    1954 – 46,002

1955 – 64,166	1956 – 64,267	1957 – 64,639	1958 – 43,303	1959 – 52,483
1960 – 67,842	1961 – 49,073	1962 – 85,457	1963 – 110,549	1964 – 120,868
1965 – 108,574	1966 – 99,623	1967 – 116,744	1968 – 117,573	1969 – 93,160
1970 – 86,254	1971 – 53,051	1972 – 71,205	1973 – 94,035	1974 – 93,317
1975 – 108,612	1976 – 126,125	1977 – 139,140	1978 – 180,514	1979 – 134,624
1980 – 62,841	1981 – 92,248	1982 – 75,269	1983 – 75,534	1984 – 176,276
1985 – 225,914	1986 – 207,514	1987 – 248,930	1988 – 308,564	1989 – 319,149
1990 – 229,327	1991 – 226,209	1992 – 323,233	1993 – 463,401	1994 – 501,392
1995 – 575,171	1996 – 602,931	1997 – 600,216		

<b>U.S. Sales</b>	1999 – 554,466	2000 – 495,434	2001 – 455,417	2002 – 459,796	2003 – 440,559
	2004 – 427,239	2005 – 476,532			

## Jeffrey

J4 1971-75 – 30

J5 1971-75 – 32

## Jensen

### CV8

<b>Jensen CV8 Production Data</b>					
Mark I 1962-63 – 69 units (all with automatic)					
Mark II 1963-65 – 247 units (3 1965 w/4-speed)					
Mark III 1965-66 – 180 units					
Experimental – 4 units					
Mark II Breakdown: 232 RHD auto, 7 RHD manual, 8 LHD auto					
Mark III Breakdown: 176 RHD auto, 2 RHD manual, 2 LHD manual					
Total U.S. Spec Versions – 5 (in all years)					
CYP: 1961 – 2    1962 – 2    1963 – 100    1964 – 155    1965 – 134    1966 – 107					
<b>Jensen CV8 Exterior Breakdown</b>					
Princess Grey – 100		Indigo Blue – 71		Botticelli Blue – 69	
Regal Red – 67		Deep Carriage Green – 54		Off-White – 13	
Peony Red – 12		Black – 8		Spa White – 5	
Special White – 4		Dawn Blue – 1		Fawn – 1	
Metallic Grey – 1		Sherwood Green – 1		Autumn Gold – 1	
Oyster Grey – 31		Sun Bronze – 23		California Sage – 15	
Smoke Green – 14		Carmine – 2		Metallic Quartz Blue – 2	
Pastel Pink – 2		Reno Red – 1		Cadogan Brown – 1	
Unspecified – 1					
<b>Jensen CV8 Interior Breakdown</b>					
Beige – 93		Bright Red – 81		Blue-Grey – 76	
Black – 73		Mushroom – 54		Dark Red – 39	
Green – 28		Light Mushroom – 18		Bentley Grey – 16	
Grey (unspecified) – 5		Tan – 4		Light Tan – 3	
Red (Unspecified) – 2		Dark Blue – 1		Powder Blue – 1	

Blue – 1	Brown – 1	Cerise – 1
Unspecified – 3		

**FF**

CYP: 1966 – 2      1967 – 22      1968 – 66      1969 – 111  
 1970 – 70      1971 – 49      Total - 320

U.S. Spec – 1

<b>Jensen FF Exterior Color Breakdown</b>		
Crystal Blue – 41	Charcoal Grey – 7	White – 33
Mist Grey – 28	Metallic Quartz – 26	Stratosphere Blue – 20
Metallic Fawn – 16	Conifer Green – 7	Brazilia – 7
Royal Blue – 6	Reef Blue – 6	Beluga – 6
Pimpernel – 3	Mango – 3	Royal Flag Blue – 2
Ming Blue – 2	Magenta – 1	LeMans Blue – 1
Primrose – 1	Yellow – 1	Berkeley Brown – 1
Metallic Blue – 1	Cadogan Brown – 1	California Sage – 16
Silver Grey – 10	Regal Red – 9	Metallic Peat – 9
Cassis – 9	Crimson – 8	Flag Red – 6
Cerise – 4	Black – 4	Moorland Peat – 4
Pistachio – 4	Tangerine – 4	Mediterranean Blue – 1
Metallic Charcoal – 1	Metallic Purple – 1	Orange – 1
Pastel Grey – 1	Garnet – 1	Caribbean Aqua – 1
Claret – 1	Dark Blue – 1	Frisco Blue – 1
Deep Carriage Green – 1		
<b>Jensen FF Interior Breakdown</b>		
Black Leather – 111	Beige Leather – 101	Blue Leather – 33
Red Leather – 32	Tan Leather – 14	Grey Leather – 14
Green Leather – 4	Mocha Leather – 2	Dark Blue Leather – 2
Olive Leather – 2	Steel Blue Leather – 1	Grey Green Leather – 1
Light Blue Leather – 1	Brown Leather – 1	White Gold Leather – 1

**GT**

<b>Jensen GT Production Data</b>		
CYP: 1974 – 1    1975 – 216    1976 – 294    Total – 511		
U.S. Spec Versions – Total – 260		
<b>Jensen GT Exterior Color Breakdown</b>		
Nevis Blue – 61	Saturn Gold – 60	Sebring Silver – 54
Pine Green – 53	White – 52	Aruba Red – 43
Black – 41	Cheviot Brown – 37	Saba Blue – 36
Copper Brown – 14	Silver Grey – 9	Brienz Blue – 4
Yellow – 2	Blue – 1	Unidentified – 44
<b>Jensen GT Interior Breakdown (Black Theme) – 207 Total</b>		
Black velour – 104	Tan velour – 28	Beige velour – 19
Blue patterned fabric – 18	Black Leather – 13	Beige leather – 9
Blue velour – 9	Tan leather – 6	Unrecorded – 1

<b>Jensen GT Interior Breakdown (Tan Theme) – 258 Total</b>		
Tan velour – 142	Beige velour – 51	Blue patterned fabric – 25
Tan leather – 24	Blue velour – 8	Beige leather – 4
Black velour – 3	Mocha velour – 1	

**Healey Roadster**

1972-76 (inc. GT) – 10,926  
 1972 – 705  
 1973 – 3,846  
 1974 – 4,550  
 1975 – 1,301  
 1976 – 51



1973 Jensen-Healey

**Jensen-Healey**

1987 – 51

<b>Jensen-Healey Mark I Production Data</b>		
CYP: 1970-71 – 5    1972 – 866    1973 – 2,485    Total – 3,356		
1,276 RHD, 2,070 LHD, 10 Prototypes, (all includes 1,818 U.S. Spec models)		
<b>Jensen-Healey Mark I Exterior Color Breakdown</b>		
Red – 724	White – 696	Buttercup Yellow – 621
Positano Yellow – 1	Pacific Blue – 184	Malaga Blue – 46
Monza Blue – 1	Renault Blue – 1	Crystal Blue – 1
Blue (Unspecified) – 349	Mustard – 368	Moss Green – 171
Oakland Green – 29	Green (unspecified) – 88	Tangerine – 42
Black – 15	Unknown - 19	

<b>Jensen-Healey Mark II Production Data</b>		
CYP: 1973 – 1,476    1974 – 4,500    1975 – 1,165    1977 – 1    1980 – 1    Total – 7,132		
5,952 LHD, 1,191 RHD, (totals include 5,572 U.S. Spec versions)		
<b>Jensen-Healey Mark II Exterior Color Breakdown</b>		
Buttercup Yellow – 1,117	White – 1,072	Mustard – 658
Oakland Green – 80	Nevis Blue – 13	Saba Blue – 12
Carmine Red – 1,045	Tangerine – 1,018	Black – 999
Blue – 717	Malaga Blue – 201	Copper Brown – 58
Brienz Blue – 53	Havana – 17	Silver – 14
Silver Sebring – 2	Aruba Red – 11	Silver Grey – 6
Cheviot Brown – 5	Saturn Gold – 1	Unspecified – 33
<b>Jensen-Healey Mark II Exterior Color Breakdown for U.S. Spec Versions</b>		
Carmine Red – 902	Black – 900	Buttercup Yellow – 882
White – 866	Tangerine – 759	Blue – 551
Mustard – 555	Oakland Green – 77	Copper Brown – 27
Brienz Blue – 20	Nevis Blue – 13	Saba Blue – 12
Silver – 8	Sebring Silver – 1	Cheviot Brown – 5
Havana – 2	Saturn Gold – 1	Unspecified – 26
Malaga Blue – 141	Aruba Red – 11	
<b>Other Statistics:</b>		
Mark II Breakdown: 3,575 in Black vinyl trim 3,532 in Tan vinyl trim		

## Interceptor

S4 Convertible 1983-90 – 6  
 S4 Total 1983-92 – 14



*Jensen Interceptor Convertible*

4-seater convertible 1949-57 – 32  
 2-door sedan 1949-57 – 52  
 sedanca 1949-57 – 4

<b>Jensen Interceptor Coupe Production Data</b>		
1974-76 – 45 (20 LHD, 25 RHD, includes 18 U.S. Spec versions)		
<b>Jensen Interceptor Coupe Color Breakdown</b>		
Nevis Blue – 9	White – 6	Sebring Silver – 5
Aruba Red – 4	Pine Green – 4	Saba Blue – 4
Black – 3	Saturn Gold – 3	Cheviot Brown – 2
Silver Grey – 2	Grey – 1	Unspecified – 2
<b>Jensen Interceptor Coupe Interior Breakdown</b>		
Tan – 17	Black – 10	Red – 6
Blue – 5	Beige – 4	Mocha – 1
Unspecified – 2		
<b>Other Statistics:</b>		
18 cars listed with black tops, 7 with tan tops, 20 unspecified		

<b>Jensen Interceptor Mark I</b>		
1966-70 Total – 1,024 (923 RHD auto, 23 RHD Manual, 45 LHD auto, 32 LHD for Sincar, 1 LHD manual) – includes 2 U.S. spec		
<b>Jensen Interceptor Mark I Exterior Breakdown</b>		
Crystal Blue – 185	Mist Grey – 180	Stratosphere Blue – 102
White – 95	California Sage – 75	Metallic Fawn – 67
Crimson – 42	Moorland Peat – 41	Regal Red – 41
Flag Red – 31	Metallic Peat – 25	Charcoal Grey – 22
Conifer Green – 14	Quartz Metallic Aqua – 13	Tangerine – 11
Blue (unspecified) – 10	Thunder Grey – 10	Positano Yellow – 10
Black – 7	Metallic Gold – 3	Special Red – 3
Roman Purple – 3	Sky Blue – 3	Bitter Chocolate – 2
Cirrus Grey – 2	Grey (Unspecified) – 2	Metallic Green – 2
Pale Primrose – 1	Metallic Charcoal Grey – 1	Met. Cornflower Blue - 1
Ming Blue – 1	Royal Flag Blue – 1	Black Pearl – 1
Cadogan Brown – 1	Special Brown – 1	Special Purple – 1
Royal Red – 1	Topic Red – 1	Peony Red – 1
Rubino Chiaro – 1	Mercedes Silver Grey – 1	Jewelescence Poly Green – 1
Mesquite Green – 1	Unspecified – 8	
<b>Jensen Interceptor Mark I Interior Breakdown</b>		
Black – 501	Beige – 237	Blue – 103
Red – 97	Grey – 37	Tan- 14
Green – 12	Mocha – 8	White Gold – 1
Dark Blue – 1	Mushroom – 1	Unspecified – 12



<b>Jensen Interceptor Mark II</b>		
CYP: 1969 – 122 1970 – 528 1971 – 478 Total – 1,128		
RHD auto – 694, LHD auto – 432 (includes 334 U.S. Spec), experimental – 2		
<b>Jensen Interceptor Mark II Exterior Breakdown</b>		
Silver Grey – 162	Reef Blue – 103	Metallic Quartz – 102
Metallic Fawn – 94	White – 92	California Sage – 85
Cerise – 53	Crystal Blue – 45	Tangerine – 43
Yellow – 43	Cassis – 41	Berkeley Brown – 34
Royal Flag Blue – 29	Brasilia – 27	Frisco Blue – 23
Oakland Green – 21	Pimpernel – 20	Beluga – 19
Mango – 19	Black – 15	Pistachio – 11
Garnet – 11	Flag Red – 9	Stratosphere Blue – 5
Royal Blue – 4	Primrose – 3	Special Blue – 2
Spring Gold – 2	Valentine Yellow – 1	Regal Red – 1
Moorland Peat – 1	Mist Grey – 1	Black Pearl – 1
Caribbean Aqua – 1	Connaught Green – 1	Galleon Green – 1
Crimson – 1	Dubonnet Rosso – 1	Metallic Charcoal – 1
<b>Jensen Interceptor Mark II Interior Leather Breakdown</b>		
Black – 430	Beige – 320	Tan – 153
Blue – 89	Red – 80	Olive – 31
Grey – 9	Mocha – 6	Dark Blue – 4
Old Blue – 1	Green – 1	Bright Red – 1
White Gold – 1	White – 1	Unspecified – 1

<b>Jensen Interceptor Convertible Mark III Production Data</b>		
CYP: 1973 – 2 1974 – 190 1975 – 262 1976 – 51 Total – 505		
U.S. Spec – 373		
<b>Jensen Interceptor Convertible Mark III Exterior Color Breakdown</b>		
White – 70	Silver Grey – 64	Copper Brown – 52
Havana – 46	Brienz Blue – 41	Royal Blue – 39
Cerise – 35	Black – 34	Yellow – 25
Oakland Green – 12	Mustard – 11	Saturn Gold – 11
Oatmeal – 9	Nevis Blue – 7	Saba Blue – 7
Tangerine – 6	Cheviot Brown – 6	Aruba Red – 6
Sebring Silver – 5	Magenta – 4	Moss Green – 2
Pine Green – 2	Silver Mink – 1	Oxford Blue – 1
Black Pearl – 1	Blue (unspecified) – 1	Brasilia – 1
Brewster Green – 1	Faune Mais – 1	Claret – 1
Laguna Beige – 1	Unspecified – 2	
<b>Jensen Interceptor Convertible Mark III Interior Breakdown</b>		
Tan – 186	Black – 96	Blue – 67
Beige – 66	Magnolia – 40	Red – 40
Mocha – 7	Grey – 1	Unspecified – 2
<b>Jensen Interceptor Convertible Mark III Top Color Breakdown</b>		
Tan – 161	Black – 96	Blue – 66
Beige – 42	White – 28	Cream – 22
Red – 13	Unspecified – 77	
<b>Jensen Interceptor Mark III</b>		
Total 1971-73 – 2,482 (including 652 U.S. Spec versions)		
<b>Jensen Interceptor Mark III Exterior Color Breakdown</b>		
Silver Grey – 350	Pacific Blue – 85	Copper Brown – 14
Royal Blue – 277	Oatmeal – 80	Regal Red – 12

Cerise – 198	Black – 63	Brienz Blue – 11
White – 179	Mustard – 177	Tangerine – 167
Reef Blue – 159	Yellow – 153	Havana – 138
Brasilia – 59	Claret – 59	California Sage – 55
Metallic Fawn – 54	Oakland Green – 52	Moss Green – 40
Nugget Gold – 6	Cassis – 5	Positano Yellow – 5
Colorado Yellow – 5	Copper Red – 5	Garnet – 5
Aquarius Blue – 4	Crystal Blue – 4	Dark Brown – 4
Metallic Quartz – 4	Golden Olive – 3	Metallic Violet – 3
Velvet Green – 3	Blue (Unspecified) – 2	Dubonnet Rosso – 2
Flag Red – 2	Light Lavender – 2	Metallic Light Blue – 2
Metallic Tangerine – 2	Old English White – 2	Alpine Grey – 1
Aqua Verdi – 1	Aztec Gold – 1	Brewster Green – 1
Burnished Red – 1	Burnt Straw – 1	Caribbean Blue – 1
Dark Blue – 1	Dark Lavender – 1	Dark Metallic Gold – 1
Gemini Blue – 1	Golden Glory – 1	Heather – 1
Laguna Beige – 1	LeMans Blue – 1	Light Golden Glory – 1
Marathon Blue – 1	Mediterranean Blue – 1	Metallic Brown – 1
Metallic Silver Mist – 1	Metallic Gold – 1	Metallic Lilac – 1
Metallic Silver – 1	Monza Blue – 1	Opalescent Green – 1
Roman Purple – 1	Sand Green – 1	Silver Blue – 1
Silver Mink – 1	Turquoise Green – 1	
<b>Jensen Interceptor Mark III Interior Breakdown</b>		
Black – 872	Beige – 711	Tan – 401
Blue – 258	Red – 133	Mocha – 51
Magnolia – 32	Dark Brown – 11	White Gold – 5
Dark Blue – 3	Olive – 2	Grey – 2
MPDB – 1		

<b>Jensen Interceptor Mark IV</b>				
CYP: 1973 – 16    1974 – 1,080    1975 – 507    1976 – 170    Total – 1,773				
U.S. Spec – 842				
<b>Jensen Interceptor Mark IV Exterior Color Breakdown</b>				
White – 241	Silver Grey – 196	Copper Brown – 193		
Havana – 162	Brienz Blue – 158	Royal Blue – 129		
Oakland Green – 37	Oatmeal – 35	Nevis Blue – 33		
Saturn Gold – 30	Mustard – 28	Sebring Silver – 28		
Moss Green – 11	Alpine Grey – 9	Claret – 9		
California Sage – 7	Magenta – 6	Reef Blue – 5		
Cerise – 126	Yellow – 77	Black – 69		
Tangerine – 37	Aruba Red – 28	Saba Blue – 27		
Cheviot Brown – 25	Pine Green – 17	Regal Red – 5		
Metallic Fawn – 3	Aztec Gold – 3	Unspecified – 7		
Blue (unspecified) – 2	Colorado Yellow – 2	Metallic Tangerine – 2		
Metallic Brown – 2	Metallic Violet – 2	Pacific Blue – 2		
Velvet Green – 2	Aquarius Blue – 1	Black Pearl – 1		
Brasilia – 1	Brewster Green – 1	Buttercup – 1		
Crystal Blue – 1	Dark Olive – 1	Faune Mais – 1		
Frisco Blue – 1	Grey – 1	Laguna Beige – 1		
Silver Mink – 1	Metallic Turquoise – 1	Metallic Red – 1		

Olive Gold – 1	Oxford Blue – 1	Peacock Blue – 1
Phantom Mist – 1	Red (Unspecified) – 1	
Jensen Interceptor Mark IV Interior Breakdown		
Tan – 504	Black – 393	Beige – 388
Blue – 196	Red – 124	Magnolia – 100
Mocha – 59	Biscuit – 1	Green – 1
Grey – 1	Beige/Brown – 1	Tan/Brown – 1
Unspecified – 4		

**PW** 1946-52 – estimated 19

**P66** Coupe – 1 Convertible – 1 (destroyed)

**SP** 1971-73 – 232 (13 LHD, 219 RHD)

**Roof Breakdown:**

- Black vinyl roof – 185
- Tan vinyl roof – 15
- White vinyl roof – 2
- Duotone paint – 3

Jensen SP Exterior Color Breakdown		
Tangerine – 33	Silver Grey – 27	Reef Blue – 25
Royal Blue – 22	Mustard – 22	Yellow – 22
White – 14	Havana – 8	Cerise – 7
California Sage – 7	Pacific Blue – 7	Black – 6
Oakland Green – 5	Metallic Fawn – 3	Brazilia – 3
Aquarius Blue – 2	Flag Red – 2	Claret – 2
Moss Green – 2	Roman Purple – 1	Positano Yellow – 1
Oatmeal – 1	Nugget Gold – 1	Caribbean Blue – 1
Colorado Yellow – 1	Gemini Blue – 1	Golden Olive – 1
Heather – 1	Laguna Beige – 1	Light Golden Glory – 1
Metallic Violet – 1	Metallic Lilac – 1	

**541** Coupe 1953-59 – 226 R Coupe 1957-60 – 193  
S Coupe 1960-63 – 127 (20 w/manual trans)

## Jowett

**Bradford** 1946-53 – estimated 38,241

**Javelin** 1947-53 – 23,307

**Jupiter** Convertible 1950-54 – 900 R4 1953-54 – 3

## Kaiser

**Carolina** 1953 – 1,182

**Custom** 4d sdn: 1947 – 5,412 1948 – 1,263

**Darrin** 1954 – 435

<b>DeLuxe</b>	1953 – 7,883				
<b>Manhattan</b>	1953 – 17,957	1954 – 4,110			
	4d sdn 1955 – 1,247	2d sdn – 44			
<b>Special</b>	4d sdn: 1947 – 65,062	1948 – 90,588	1949-50 – 29,000*	1951 – 43,500*	
	1954 – 4,429				
<b>Virginian</b>	1952 – 5,579				

## Kia

<b>Amanti</b>	<u>U.S. Sales:</u>	2003 – 1,425	2004 – 19,894	2005 – 18,668	
<b>Capital</b>	CYP:	1995 – 22,554	1996 est. – 25,000		
<b>Concord/Credos</b>	CYP:	1995 – 20,850	1996 est. – 25,000		
<b>Optima</b>	<u>U.S. Sales:</u>	2000 – 97	2001 – 25,912	2002 – 26,793	2003 – 34,681
		2004 – 53,492	2005 – 41,349		
<b>Potentia</b>	CYP:	1995 – 23,619	1996 est. – 25,000		
<b>Rio</b>	<u>U.S. Sales:</u>	2000 – 16,624	2001 – 51,541	2002 – 51,195	2003 – 41,285
		2004 – 38,518	2005 – 30,290		
<b>Sedona</b>	<u>U.S. Sales:</u>	2001 – 15,069	2002 – 39,088	2003 – 50,628	2004 – 61,149
		2005 – 52,837			
<b>Sephia</b>	<u>U.S. Sales:</u>	1994 – 12,164	1995 – 16,725	1996 – 26,366	1997 – 35,494
		1999 – 82,211	2000 – 67,893	2001 – 49,016	
<b>Sorento</b>	<u>U.S. Sales:</u>	2002 – 8,451	2003 – 40,787	2004 – 52,878	2005 – 47,610
<b>Spectra</b>	<u>U.S. Sales:</u>	2001 – 49,016	2002 – 72,382	2003 – 63,049	2004 – 44,004
		2005 – 56,088			
<b>Sportage</b>	<u>U.S. Sales:</u>	1995 – 8,015	1996 – 9,908	1997 – 19,831	2002 – 39,436
		2003 – 5,616	2004 – 120	2005 – 29,009	
		Hardtop:	1999 – 47,560	2000 – 58,399	2001 – 48,888
		Convertible:	1999 – 4,823	2000 – 3,951	2001 – 3,480
<b>U.S. Sales</b>		1993 – 692	1994 – 12,163	1995 – 24,740	1996 – 36,274
		1998 – 82,893	1999 – 134,594	2000 – 160,606	2001 – 223,721
		2003 – 237,471	2004 – 270,055	2005 – 275,851	2002 – 237,345
<b>Korean Production</b>		1992 – 315,459	1993 – 405,081	1994 – 394,354	1995 – 451,769
		1997 – 465,738	1998 – 280,053	1999 – 549,208	1996 – 512,514

## Kremer

Porsche Turbo “Street Racer” 1981 – 25

## Lada

**Production**      1992 – 670,000    1993 – 673,821    1995 – 620,145    1996 – 680,570    1997 – 740,526  
1998 – 594,522

---

## Lafer

**MP**                      1972-83 – estimated 3,500                      1989 – 45

---

## LaForza

1989-90 – 735  
1998 – 30 imported  
“No Fear” Edition 2000 – 15



*1990 Laforza*



*2000 Laforza*

---

## Lagonda

**Rapide**                      1961-63 – 55 (1 w/Vantage engine & manual transmission)

**2.6 Litre**                      1948-53 – 510

**3-Litre**                      (all) 1953-58 – 270                      Mark II Saloon 1957-58 – 76                      Mark II Drophead 1957-58 – 5

**4 ½ Litre**                      1934-39 (incl. Rapide) – 841                      Rapide 1934-39 – 78

**V-12**                      1938-39 – 189

---

## Lamborghini

**Athon**                      1 Prototype

**Bravo**                      1 Prototype



**Cheetah** 1977 – 1

**Countach**

*Lamborghini Countach*

LP400 1974-82 – 150      LP400S 1974-82 – 466  
 LP400S 1978-82 – 235      LP500S 1982-85 – 323  
 LP500S Quattrovalvole 1985-88 – 610  
 25<sup>th</sup> Anniversary 1988-90 – 650      Total: 1974-90 – 1,997  
 1974 – 26      1975 – 60      1976 – 40      1977 – 30      1978 – 16  
 1979 – 47      1982 – 98      1983 – 115      1984 – 132  
 1986 White/White U.S. spec – 10      non-anniversary 1989 – 12 (2 in Pearl White)  
 Anniversary Edition 1989 in silver – 3

**Diablo**

(all) 1990-95 – estimated 1,100  
 30/SE – 150 (25 1994 models)  
 Roadster:      1996 – 12      1997 – 30

Special Editions

- 1998 Monterey Edition – 20
- 1998 Alpine Edition – 12
- 1999 GT – 83
- 1999 VT Momo Edition Roadster – 12
- 2000 GTR – 30
- 2000 Millennium Metallico Roadster – 30
- VT 6.0 (All) – 416 (215 built in 2001)
- 2001 6.0 SE – 40

CYP:      1995 – 208      1996 est. – 209  
             1999 – 252      2000 – 291  
             2001 – 215

U.S. Sales:      1997 – est. 192

World-Wide Sales: 1998 – 213      1999 – 265



*1998 Lamborghini Diablo SV/Monterey Edition*



*2001 Lamborghini Diablo*

**Espada**

1968-78 – 1,217      1968 – 37  
 Series I – 186      Series II – 575      Series III – 483

**Gallardo**

World-wide sales:      2003 – 890  
 USA Sales:      2003 – 295



*2004 Lamborghini Gallardo*

**Islero**

1968-69 – 125      S 1969-70 – 100

**Jalpa**

P350 1982-88 – 410 (22 '88 U.S. spec)  
 1982 – 12      1983 – 69      1984 – 99

**Jarama**

1970-72 – 177      S 1972-78 – 150

**Jota**

1969 – 1

**LM Series**

LM001 1981 – 1  
 LM004 1986 – 1  
 LM002 1986-93 – 298  
 LM/American 1991 – 50  
 LM002 1989 – 36



*1989 Lamborghini LM002*

**Marzal** 1 Prototype

**Miura** 1966-68 – 475  
S 1968-70 – 140  
SV 1971-72 – 150  
SVJ – 5  
Spider w/zinc body – 1



1971 Lamborghini Miura S (V-12)

**Murcielago** CYP: 2001 – 65 2002 – 442  
World-wide sales: 2003 – 425  
USA Sales: 2003 – 130

**Silhouette** 1976-77 – 52 (some sources list 54), (12 in USA)  
1976 – 10 1977 – 22 1978 – 20

**Urraco** P250 1970-73 – 520 P300 1973-79 – 190 (205) P200 1970-79 – 66  
1972 – 36 1973 – 285 1974 – 162 1975 – 156 1976 – 107  
1977 – 29 1978 – 14 1979 – 2

**350GT** 1964-67 – 131 (23 w/4.0 litre engine)

**400GT** 1966-68 – 247

**USA Sales** 1988 – 150 1989 – 167  
1990 – 156 1991 – 110  
1996 – 36 2000 – 24  
2001 – 36 2002 – 133  
2003 – 425 2004 – 653



Lamborghini 400GT

**Production** 1964 – 13 1966 – est. 254  
1987 – 314 1988 – 320 1989 – 392 1991 – 672 1992 – 166  
1993 – 169 1995 – 208 1996 – 224 1997 – 216 1998 – 231  
1999 – 253 2000 – 291 2001 – 280 2002 – 442 2003 – 1,707  
2004 – 2,107

## Lanchester

**Fourteen / Leda** 1950-54 – 2,100

**LD10** Sedan 1946-51 – 3,030 Barker Sedan 1949-51 – 579

**Sprite** Sedan 1954-56 – 10 (1 still in existence)

## Lancia

**Appia** S1 1953-55 – 20,025 S2 1956-59 – 22,425 S3 1959-63 – 55,577  
Coachbuilt S2 1956-59 – 5,835 Coachbuilt S3 1959-62 – 3,404 Zagato 1956-62 – 721

**Aurelia** B-Series 1950-55 – 12,786 (783 Special-bodied)  
B20-2500GT 1953-58 – 3,871 B24 Spider/Convertible 1954-58 – 702  
B Junior Ghia 1953 – 1

<b>Beta</b>	Berlina – 1,800 est. U.S. spec Sedan U.S. Sales: 1980 – 216 1981 – 50 Coupe 1973-84 – 111,801 Coupe U.S. Sales: 1980 – 1,160 1981 - 418 Spyder 1975-83 – 9,390 (est. 2,100 U.S. spec) 1974-75 Spider – 514 HPE 1975-84 – 71,258 (est. 1,600 U.S. spec) HPE U.S. Sales: 1980 – 114 1981 – 11 Zagato: “Limited Edition” – See Zagato Coupe Hi-Fi (by Aston Martin Tickford) 1981 – 300
<b>Dedra</b>	CYP: 1997 – 10,132 1998 – 8,538 1999 – 1,942
<b>Del ta</b>	1980-90 – 193,473 HPE 1995 – 8,000 S4 1985 – 200 1992 HF Integrale Edizione Finale – 250 1992 Evolution Monte Carlo – est. 600 Integrale ‘club italia’ – 15 (all were black) Integrale CYP: 1995 – 71 CYP: 1997 – 13,676 1998 – 9,145 1999 – 6,307
<b>Fl aminia</b>	Berlina (Sedan) 1957-70 – 4,023 Coupe 1958-67 – 5,284 (48 RHD models) GT 1958-67 – 1,718 GTL 1963-67 – 300 Convertible 1958-67 – 847 Sport Zagato 1958-67 – 443 Supersport Zagato 1958-67 – 150
<b>Fl avia</b>	Berlina (Sedan) 815 1961-66 – 42,434 Coupe 1962-68 – 19,293 Berlina (Sedan) 1967-70 – 22,305 2000 Berlina 1970-74 – 15,025 2000 Coupe 1969-73 – 6,791 2000 1969-71 – 5,646 2000 1971-74 – 14,319 Sport Zagato 1963-67 – 628 (27 w/Right-hand-drive)
<b>Ful via</b>	Sedan S2 1969-72 – 71,410 Coupe S2 1970-76 – 78,419 Sport Coupe 1965-76 – 7,102 HF 1966-68 – 490 HF 1968-69 – 981 HF 1969-72 – 4,948 Zagato Sport S2 1970-72 – 2,600 1.6 HF/Lusso Series II 1970-73 – 3,690 1.6 Sport Series II 1971-72 – 800 Sport Zagato: 1.2 1965-67 – 202 1.3 1967-69 – 1,602 1.3S 1968-70 – 1,898 1.3S 1971-72 – 2,600 1.6 1971-72 – 800
<b>Gamma</b>	Saloon 1976-84 – 14,296 Coupe 1976-84 – 6,789
<b>Hi-Fi Coupe</b>	1981 (UK model only) based on Beta Coupe – 300
<b>Hyena</b>	by Zagato: 1993-95 – 24 + 1 prototype
<b>Integrale e</b>	4WD 1986-87 – 7,665 8V/16V 1988-91 – 23,004 Evolution I,II,III 1991-94 – 12,118
<b>K</b>	Coupe CYP: 1996 est. – 733 Wagon CYP: 1996 est. – 841 CYP: 1997 – 18,716 1998 – 16,906 1999 – 12,535
<b>Lybra</b>	CYP: 1999 – 25,982 2003 – 15,950 2004 – 8,263
<b>Monte Carlo</b>	1975-84 – 7,595  Series 1 1976-78 LHD Coupe – 1,623 LHD Spider – 1,423 Total LHD – 3,046



RHD Coupe – 455  
 RHD Spider – 334  
 Total RHD – 789  
 Total Series 1 – 3,835

Series 2 1979-81  
 LHD – 1,515 (951 Coupes, 564 Spiders)  
 RHD – 425 (172 Coupes, 253 Spiders)  
 Total – 1,940



1976 Lancia Scorpion

**Musa** CYP: 2004 – 14,528

**Phedra** CYP: 2003 – 10,192 2004 – 7,594

**Prisma** 1983-90 – 150,577

**Scorpion** 1976-77 – 1,801 1977 – 408  
 U.S. Sales: 1980 – 4

**Stratos** 1973-75 – 492

**Thema** 1985-93 (4-cyl) – 135,700 V6 1985-88 – 4,888 8.32 1988-90 – 2,370  
 8.32 1986-91 – 3,887 (2,370 Series 1 & 1,517 Series 2)  
 8.32 1986 Station Wagon – 1  
 8.32 Limited Edition Series I (all in Ferrari Red) – 32  
 Thema Wagon CYP: 1996 est. – 733

**Thesis** CYP: 2003 – 5,223 2004 – 2,512

**Trevi** 1981-84 Sedan – 40,628

**Y** CYP: 1997 – 136,150 1998 – 138,136 1999 – 110,954

**Ypsilon** CYP: 2003 – 77,624 2004 – 85,262

**Y10** 1985-92 – 136,743

**Zagato** U.S. Sales: 1980 – 606 1981 - 589

**Zeta** France CYP: 1998 – 2,490 1999 – 3,299

**037** (rally) 1984-86 – 217 Stradale  
 1984-86 Group B Evolution 2 – 17  
 1982 Evolution 1 – 20  
 1980-81 Pre-production Prototypes – 5  
 Total – 259 (some sources suggest 262 with 20 Evolution 2 built)



1982 Lancia Zagato

**2000** Coupe 1969-73 – 5,562 HF Coupe 1969-73 – 1,229

**USA Sales** 1975 – 1,011 1976 – 3,710 1977 – 2,811 1978 – 2,811 1979 – 1,602  
 1980 – 2,100 1981 – 1,068 1982 – 1,174

**Production (Italy)**

1987 – 175,000 1988 – 142,400 1989 – 185,300 1992 – 96,517 1993 – 83,875  
 1995 – 103,383 1996 – 139,294 1997 – 178,674 1998 – 172,725 1999 – 157,720

2001 – 134,812    2002 – 110,529    2003 – 108,989    2004 – 118,159

**Production** (Sevel Fiat France):

1995 – 3,968    1996 – 3,331    1997 – 3,077    1998 – 2,490    1999 – 3,299

## Land Rover

**Defender 90**

1993 – 17,590  
 1994 – 22,265  
 1995 – 27,670  
 CYP: 1995 – 12,458  
 1996 est. – 12,220



*1994 Land Rover Defender 90*

**Defender 110**

1992-93 imported to USA – 500  
  
 2006 Silver Special Edition – 300 (UK Market)  
  
 CYP: 1995 – 10,192  
 1996 est. – 10,041

**Discovery**

1989-97 – 353,843  
 1989 – 3,296    1990 – 23,067  
 1991 – 19,261    1992 – 24,312  
 1993 – 67,910    1994 – 54,499  
 1995 – 69,919    1996 – 65,039  
 1997 – 58,352    1997 XD – 250  
 1998 – 49,779    1999 – 54,801  
 2000 – 56,364



*1993 Land Rover Defender 110*

2000 Kalahari Edition – 150  
 2004 Discovery G4 Edition – 200

**Freelander**

CYP: 1997 – 3,375    1998 – 60,577  
 1999 – 69,186    2000 – 71,874

Freelander 2004 G4 Edition – 200

**USA Sales** (Excluding Range Rover):

1964 – 952    1965 – 1,840    1966 – 1,137    1967 – 415    1969 – 1,222  
 1970 – 873    1971 – 756    1972 – 1,114    1973 – 1,246

Land Rover/Range Rover Sales								
Year	Total	Range Rover Classic	Range Rover Mark II	Defender 110	Defender 90	LR3	Freelander	Discovery
1987	2586	2586						
1988	3427	3427						
1989	4822	4822						

1990	4582	4582						
1991	3309	3309						
1992	3875	3512		363				
1993	4906	4589		147	170			
1994	12045	4082			1468			6495
1995	20026	2457	4428		1571			11570
1996	23182	285	6800		606			15491
1997	23825		6621		2501			14703
1998	19069		6063		114			12892
1999	29380		7449					21931
2000	27148		6287					20861
2001	27204		5771				1329	20104
2002	40987		8549				15021	17417
2003	39035		12086				9529	17420
2004	35506	<b>SPORT</b>	13546			3447	5430	13083
2005	46175	10441	13430			19346	2141	817

**Australian Sales** 1996 (all models) – 5,208 1997 (Discovery) – 4,658

**Production** (Excluding Range Rover)

1973 – 11,028 1974 – 12,929

**Range Rover**

1970 – 86 (CYP)

1970-93 – 307,781

1973 – 7,107 1974 – 8,899

1975 – 13,600 1980 – 9,708

1981 – 10,441 1982 – 13,255

1983 – 12,182 1984 – 11,885

1985 – 13,458 1986 – 14,718

1987 – 20,505 1988 – 24,185

1989 – 28,509 1990 – 24,194

1991 – 16,412 1992 – 15,334

1993 – 14,780 1994 – 16,336

1995 – 29,639 1996 – 29,815

1997 – 30,066 1998 – 26,568

1999 – 17,959 2000 – 18,477

Series 1 1970-1996 – 317,615

Series 2 1994-2000 – 160,119

Hunter: U.S. Spec – 1990 – 120 1991 – 405

**Special/Limited Edition Range Rovers**

⇒ Brooklands Green 1992 – 150

⇒ CSK 1991 – 200 (2-door)

⇒ Serie 1 Automagination Convertible – 14 (1 4-door example)

⇒ Monteverdi 1980-81 – 50

⇒ Schuler Auto 1980 – 25

⇒ Vogue 2-door 1981 – 1,000

⇒ Vogue 1983 U.K. – 325



*Range Rover 2-door*



*1992 Range Rover County 4-door*



- ⇒ 20<sup>th</sup> Anniversary 1990 – 60
- ⇒ 1993 3.9Ei w/TWR bodykit – 60
- ⇒ 1995 4.0SE U.S. Sales – 6,885
- ⇒ 30<sup>th</sup> Anniversary 2001 – 200
- ⇒ 2000 Linley Edition – 10
- ⇒ Holland & Holland c1999 – 400 (includes 125 U.S. Spec)
- ⇒ Vitesse U.S. Spec 1997 – 100
- ⇒ 25<sup>th</sup> Anniv. SE 1995 – 250
- ⇒ “Great Divide” Edition 1990 – 410
- ⇒ Vitesse 4.6 HSE (All Red) 1997 – 150
- ⇒ Rhino Edition 2000 – 125
- ⇒ Limited Edition Carin 1999 – 100
- ⇒ Callaway Range Rover 1999 – 220
- ⇒ 2002 Rhino Edition – 125
- ⇒ 2002 Borrego Edition – 100 (Bright Yellow)
- ⇒ 2002 Westminster Edition – 300 (black)
- ⇒ Westminster Edition 2004 – 300
- ⇒ 2003 Oxford Edition – 530 (120 in black)
- ⇒ 2003 G4 Challenge Edition – 8 (all Tangiers Orange)
- ⇒ 2004 Autobiography Edition – 125
- ⇒ 2006 35<sup>th</sup> Anniversary Edition – 35 (all UK Market)

**Series I/II**

1958-1961 Land Rover Production				
Year	Series II 88”	Series II 109”	Series I	Total
1958	8411	3735	19059	28656
1959	15621	10806		28371
1960	19052	16914		34168
1961	17373	18156		35148

**Series III** U.S. Spec: 1971 – 30 1972 – 1,634 1973 – 1,246 1974 – 469

**South Africa Sales**

Defender: 1997 – 1,023 1998 – 936  
 Freelanders: 1998 – 1,775  
 Discovery: 1997 – 1,055 1998 – 1,040  
 Range Rover: 1997 – 164 1998 – 165  
 Total: 1997 – 2,242 1998 – 3,916

**South Africa Production** 1995 – 1,325 1996 – 2,570

**LaSalle**

**Production**

1930 – 14,986 1931 – 10,095 1932 – 3,386 1933 – 3,482 1934 – 7,195  
 1935 – 8,651 1936 – 13,004 1937 – 32,000 1938 – 14,675 1939 – 21,127  
 1940 – 24,130  
 1939 Convertible Coupe in existence in USA – 18



<b>LS430</b>	<u>U.S. Sales:</u>	2001 – 31,110	2002 – 26,261
		2003 – 23,895	2004 – 32,272
		2005 – 26,043	
<b>LX450</b>	<u>U.S. Sales:</u>	1996 – 7,528	1997 – 6,785
<b>LX470</b>	<u>U.S. Sales:</u>	1998 – 11,004	1999 – 15,734
		2000 – 14,732	2001 – 9,320
		2002 – 9,231	2003 – 9,193
		2004 – 9,846	2005 – 8,555
<b>RX300</b>	<u>U.S. Sales:</u>	1998 – 42,191	2000 – 89,864
		2001 – 77,426	2002 – 72,963
<b>RX330</b>	<u>U.S. Sales:</u>	2003 – 92,366	2004 – 106,531
		2005 – 108,775*	* Includes RX400h



2003 Lexus RX 330

<b>USA Sales</b>	<u>U.S. Sales:</u>	1992 – 92,890	1993 – 94,677	1994 – 87,419	1995 – 79,334
		1996 – 81,529	1997 – 97,593	1998 – 156,260	1999 – 185,890
		2000 – 206,037	2001 – 223,983	2002 – 234,109	2003 – 259,755
		2004 – 287,927	2005 – 302,895		

## Leyland

<b>P76</b>	Saloon w/I-6 1973-74 – 8,000
	Saloon w/V-8 1973-74 – 14,000
	Also categorized by Deluxe, Super, and Executive:
	Deluxe – est. 7,900      Super – est. 7,400      Executive – est. 2,000
	Targa Florios – est. 300-800
	Station Wagon – 4
<b>Force 7</b>	Coupe – 56 (2 still in existence)

## Ligier

<b>JS2</b>	1971-77 – estimated 300
------------	-------------------------

## Lincoln

<b>Aviator</b>	<u>U.S. Sales:</u>	2002 – 1,856	2003 – 29,517	2004 – 23,644	2005 – 15,873
<b>Blackwood</b>	<u>U.S. Sales:</u>	2001 – 137	2002 – 3,066	2003 – 153	
		2002 Nieman Marcus Edition – 50			

<b>Capri</b>	Coupe:	1950 – 509	1951 – 1,251	1952 – 5,681	1953 – 12,916	1954 – 14,003
		1955 – 11,462	1956 – 4,355	1957 – 2,973	1958 – 2,591	1959 – 2,200

Convertible:	1952 – 1,191	1953 – 2,372	1954 – 1,951	1955 – 1,487
Sedan:	1953 – 11,352	1954 – 13,598	1955 – 10,724	1956 – 4,436
	1958 – 1,184	1959 – 1,312		1957 – 1,476
Landau (Hardtop) Sedan:	1957 – 1,451	1958 – 3,084	1959 – 4,417	

**Continental**

Convertible:	
1946 – 201	1947 – 738
1948 – 452	1958 – 3,048
1959 – 2,195	1960 – 2,044
1961 – 2,857	1962 – 3,212
1963 – 3,138	1964 – 3,328
1965 – 3,356	1966 – 3,180
1967 – 2,276	



1967 Lincoln Continental 4-door Convertible

Convertible 1946 that exist today – 6	
1979 AHA Convertible Conversion – 36	
Coupe:	
1946 – 265	1947 – 831
1948 – 847	1958 – 2,328
1960 – 1,461	1966 – 15,766
1967 – 11,060	1968 – 9,415
1970 – 3,073	1971 – 8,205
1972 – 10,408	1973 – 13,348
1974 – 7,318	1975 – 21,185
1976 – 24,663	1977 – 27,440
1978 – 20,977	1979 – 16,142
1980 – 7,177	

Limousine: 1970 Lehmann-Peterson Executive Limo – 6

Sedan:	
1961 – 22,303	1962 – 27,649
1963 – 28,095	1964 – 32,969
1965 – 36,824	1966 – 35,809
1967 – 32,331	1968 – 29,719
1969 – 29,351	1970 – 28,622
1971 – 27,345	1972 – 35,561
1973 – 45,288	1974 – 29,351
1975 – 33,513	1976 – 43,983
1977 – 68,160	1978 – 67,110
1979 – 76,458	1980 – 24,056
1982 – 23,908	1983 – 16,831
1984 – 30,468	1985 – 28,253
1986 – 19,012	1987 – 17,597
1988 – 41,287	1989 – 57,775
1990 – 64,257	1991 – 53,109
1992 – 40,822	1993 – 26,798
1994 – 52,107	1995 – 44,854

<u>U.S. Sales:</u>	
1995 – 40,708	1996 – 32,019
1997 – 32,319	1998 – 35,210
1999 – 26,246	2000 – 22,648
2001 – 20,392	2002 – 15,435
2003 – 280	

Calendar Year Production: 1996 – 34,925 1997 est. – 30,816

**Cosmopolitan**

Convertible:	1949 – 1,230	1950 – 536	1951 – 857	
Coupe:	1949 – 7,685	1950 – 1,315	1951 – 1,476	1952 – 4,545
	1954 – 2,994			1953 – 6,562
Sport Sedan:				
1949 – 18,906	1950 – 8,332	1951 – 12,229	1953 – 7,560	1954 – 4,447
Town Sedan:	1949 – 7,302			

**Custom** 1955: 2-door Coupe -1,362 4-door Sedan – 2,187

<b>LS</b>	<u>U.S. Sales:</u>	1999 – 26,368	2000 – 51,039	2001 – 39,787	2002 – 39,775
		2003 – 33,581	2004 – 27,066	2005 – 19,109	

**Mark LT** U.S. Sales: 2005 – 10,274

**Mark III** 1968 – 7,770 1969 – 23,088 1970 – 21,432 1971 – 27,091

**Mark IV** 1972 – 48,591 1973 – 69,437 1974 – 57,316 1975 – 47,145 1976 – 56,110

**Mark V** 1977 – 80,321 1978 – 72,602 1979 – 75,939

Convertible 1977 – 7

1978 Models: Diamond Jubilee – 5,159 Cartier Edition – 8,520  
 w/Pucci Package – 3,125 w/Givenchy package – 917  
 w/Bill Blass package – 3,975

**Mark VI**

Coupe: 1980 – 20,647 1981 – 18,740 1982 – 11,532 1983 – 12,743  
 Sedan: 1980 – 18,244 1981 – 17,958 1982 – 14,804 1983 – 18,113

**Mark VII**

1984 – 33,344 1985 – 18,355 1986 – 20,056  
 1987 – 15,286 1988 – 38,259 1989 – 24,620  
 1990 – 22,313 1991 – 9,299 1992 – 5,732  
 (all) – 192,302



1991 Lincoln Mark VII LSC

**Mark VIII**

1993 – 32,370 1994 – 28,164 1995 – 18,390  
U.S. Sales: 1995 – 17,433 1996 – 15,859 1997 – 16,349 1998 – 10,505  
 Calendar Year Production : 1996 – 15,415 1997 est. – 15,464

Special Editions:

- 1996 Mark VIII Diamond Anniversary – Less than 500
- 1998 Collector's Edition – 1,386
- 1998 Spring Feature Car – 117 (all painted Medium Gold Metallic)

1995 color breakdown:

- Ivory Pearl – 4,988
- Midnight Black – 4,156
- Garnet Red Glaze – 1,870
- Medium Willow Green – 1,663
- Performance White – 1,249
- Champagne – 1,245
- Deep Jewel Green – 1,041
- Silver Frost – 1,037
- Opal Opalescent – 1,036
- Charcoal Grey – 832
- Berry Red – 623
- Dark Portofino Blue – 416
- Evergreen Frost – 218
- Portofino Blue – 206
- Chameleon Blue - 202

**Navigator**

U.S. Sales 1997 - 26,831 1998 – 43,859 1999 – 39,250 2000 – 37,923  
 2001 – 31,759 2002 – 30,613 2003 – 38,742 2004 – 36,398  
 2005 – 25,844

**Premiere**

Convertible: 1956 – 2,447 1957 – 3,676  
 Landau (Hardtop) Sedan: 1957 – 11,223 1958 – 5,572 1959 – 4,606 1960 – 4,200  
 Sedan: 1956 – 19,465 1957 – 5,139 1958 – 1,660, 1959 – 1,282 1960 – 1,010  
 Coupe: 1956 – 19,619 1957 – 15,185 1958 – 3,043 1959 – 1,963 1960 – 1,364

**Town Car**

Sedan: 1981 – 27,904 1982 – 35,069



1983 – 53,381    1984 – 93,622  
 1985 – 119,878    1986 – 117,771  
 1987 – 76,483    1988 – 201,113  
 1989 – 128,533    1990 – 147,160  
 1991 – 124,919    1992 – 113,458  
 1993 – 118,040    1994 – 117,448  
 1995 – 119,109



1990 Lincoln Town Car

Coupe: 1981 – 4,935

U.S. Sales:                    1995 – 92,673    1996 – 93,598    1997 – 94,257    1998 – 97,547  
    1999 – 84,629    2000 – 81,399    2001 – 66,859    2002 – 59,312  
    2003 – 56,566    2004 – 51,908    2005 – 47,122

Calendar Year Production: 1996 – 94,695

**Versailles**    1977 – 15,434    1978 – 8,931    1979 – 21,007    1980 – 4,784

**Zephyr**        U.S. Sales:        2005 – 4,985

**Sales**            1987 – 166,037    1994 – 179,166    1995 – 150,814    1996 – 145,035    1997 – 170,908  
                          1999 – 176,493    2000 – 193,009    2001 – 158,934    2002 – 150,057    2003 – 158,839  
                          2004 – 139,016    2005 – 123,207

**Production**    1930 – 3,212    1931 – 3,556    1932 – 3,749    1933 – 1,703    1934 – 2,431  
                          1935 – 1,434    1936 – 16,528    1937 – 30,875    1938 – 19,626    1939 – 21,134  
                          1940 – 21,765    1941 – 18,244    1942 – 6,547    1946 – 16,645    1947 – 21,460  
                          1948 – 7,769    1949 – 73,507    1950 – 28,190    1951 – 32,574    1952 – 27,271  
                          1953 – 40,762    1954 – 36,993    1955 – 27,222    1956 – 50,322    1957 – 41,123  
                          1958 – 17,134    1959 – 15,780    1960 – 13,734    1961 – 25,164    1962 – 31,061  
                          1962 – 31,061    1963 – 31,233    1964 – 36,297    1965 – 40,180    1966 – 54,755  
                          1967 – 45,667    1968 – 39,134    1969 – 38,290    1970 – 37,695    1971 – 62,642  
                          1972 – 94,560    1973 – 128,073    1974 – 93,983    1975 – 101,843    1976 – 124,756  
                          1977 – 191,355    1978 – 169,620    1979 – 189,546    1980 – 74,908    1981 – 69,537  
                          1982 – 85,313    1983 – 101,068    1984 – 157,434    1985 – 166,486    1986 – 156,839  
                          1987 – 109,366    1988 – 280,659    1989 – 215,966    1990 – 233,730    1991 – 187,327  
                          1992 – 160,012    1993 – 177,208    1994 – 197,719    1995 – 157,584

## Lister

**Knobblies**                    1990 – 25  
**LeMans**                      1989 – 50

## Lloyd

**Alexander**                    by Frua 1959 – 49  
**Arabella**                      1959-63 – 47,042  
    1946-51 – estimated 600

## LMB

**Debonair**                      1960-62 – estimated 50

## LMX

**Production** 1969-74 – 43

## Lotus

**Eclat** Series I 1975-80 – 1,299 S2.2 1980-85 – 223  
 \* CYP: 1975 – 20 1976 – 341 1977 – 280 1978 – 354 1979 – 281  
 1980 – 121 1981 – 31 1982 – 162 1983 – 214 1984 – 315  
 1985 – 232

**Elan** S1 1962-64 – 900 S2 1964-66 – 1,250  
 S3 1965-68 – 2,650 S4 1968-71 – 2,976  
 26R Racer 1962-64 – 52 26R Racer 1964-66 – 45  
 Sprint 1971-73 – 1,353 +2 (all) 1969-74 – est 5,200  
 Plus 2 Station Wagon – 1 1990-92 – 3,857  
 (all) 1990-94 – 4,657 1994 – 800  
 U.S. spec in BRG 1991 – 10  
 1992 in black – 6 + 16 1991 Blue



*1991 Lotus Elan*

CYP: 1995 – 458  
 \* CYP: 1966 – 80 1967 – 1,117 1968 – 913 1969 – 1,148 1970 – 965  
 1971 – 748 1972 – 537  
 \* CYP S2: 1967 – 261 1968 – 1,001 1969 – 1,158 1970 – 738  
 1971 – 378 1972 – 579 1973 – 916 1974 – 137  
 U.S. Sales:  
 1989 – 14 1990 – 1,286 1991 – 2,060 1992 – 495

**Eleven** 1956-60 – 426

**Elise** CYP: 1996 est – 379 1998 – 3,032 1999 – 3,164

**Elite** 1957-63 – est. 1,029 Series I 1974-80 – 2,398 S2.2 1980-83 – 133  
 \* CYP: 1973 – 6 1974 – 687 1975 – 459 1976 – 451 1977 – 210  
 1978 – 293 1979 – 276 1980 – 125 1981 – 13 1982 – 14  
 1983 – 1

**Esprit** CYP: 1987 Turbo – 65 1987 HCPI – 99 1988 Turbo – 387  
 1988 HCPI – 375 1988 MPFI – 120 1989 Turbo – 103  
 1989 MPFI – 121 1989 SE – 563  
 CYP (Normally Aspirated Models)\*:  
 1976 – 134 1977 – 580 1978 – 553 1979 – 474 1980 – 80  
 1981 – 185 1982 – 160 1983 – 84 1984 – 104 1985 – 127  
 1986 – 72 1987 – 78 1988 – 176 1989 – 90

CYP (Turbo Models):  
 1980 – 57 1981 – 116 1982 – 205 1983 – 343 1984 – 418  
 1985 – 262 1986 – 136 1987 – 186 1988 – 387 1989 – 103

CYP (HCPI)  
 1985 – 62 1986 – 246 1987 – 198 1988 – 375

CYP (GMP4)  
 1988 – 120 1989 – 121 1990 – 8 1991 – 3

CYP (Intercooler)					
1989 – 563	1990 – 698	1991 – 113	1992 – 172	1993 – 62	
CYP (S4)					
1992 – 4	1993 – 233	1994 – 339	1995 – 46		
CYP (Sport)					
1992 – 1	1993 – 25	1994 – 30	1994 – 8		
CYP (S4S)					
1994 – 1	1995 – 331	1996 – 30	1997 – 5	Total – 367	
CYP (V8)					
1996 – 260	1997 – 175	1998 – 142	1999 – 123	2000 – 171	
2001 – 81	2002 – 157	2003 – 119	2004 – 16	Total – 1,237	
CYP (V8GT)					
1997 – 2	1998 – 99	1999 – 35	2000 – 48	2001 – 20	
Total – 204					
CYP (S350)					
1999 – 39	2000 – 8	2001 – 1	Total – 48		
CYP (GT3)					
1996 – 26	1997 – 97	1998 – 60	1999 – 13	Total – 196	
CYP (all models)					
1976 – 134	1977 – 580	1978 – 553	1979 – 474	1980 – 137	
1981 – 301	1982 – 365	1983 – 427	1984 – 522	1985 – 451	
1986 – 454	1987 – 462	1988 – 1,056	1989 – 877	1990 – 779	
1991 – 125	1992 – 178	1993 – 320	1994 – 370	1995 – 385	
1996 – 319	1997 – 279	1998 – 301	1999 – 210	2000 – 222	
2001 – 101	2002 – 157	2003 – 119	2004 – 16		

<b>Lotus Esprit Additional Statistics</b>	
1980-87 Turbo – 1,658	
1980 Essex Edition – 57	
1981-87 S3 – 767	
1983 Special Edition – 47	
1987-90 SE – 385	
1987-93 Turbo – 2,735	
1988 Commemorative Edition – 88	
1989 Turbo White/White – 4	
1990 SE Turbo U.S. Spec – 121	
1990-91 X180R – 40 (25 in 1991 of which 20 were U.S. Spec models)	
1991 25 <sup>th</sup> Anniversary Edition – 25	
1991 Turbo SE U.S. Spec In Blue – 3	
1992 Jimmy Clark Edition – 20	
Esprit S3 with gold stripes & wheels – 147 (includes 94 UK-Spec)	



1988 Lotus Esprit Turbo



1998 Lotus Esprit V8

**U.S. Import Figures:**

1997 – 132	1998 – 95	1999 – 121 (113 V8, 8 Sport 350)	2000 – 91
2001 – 97	2002 – 100		

- HCPI = High Compression, Petrol Ignition
- MPFI = Multi Port Fuel Injection



**Europa** 1967-1975 – 9,887

\* CYP: 1967 – 443      1968 – 744  
 1969 – 1,619      1970 – 1,529  
 1971 – 1,315      1972 – 1,782  
 1973 – 1,776      1974 – 622  
 1975 – 57

*1970 Lotus Europa Series II*

**Excel** 1985-92 – 2,074

\* CYP: 1985 – 130      1986 – 249      1987 – 337      1988 – 244      1989 – 183  
 1990 – 113

**Seven** S1 1957-60 – 242      S2 1960-68 – 1,350      S3 1968-73 – 250

S4 1970-73 – 1,000      Twin Cam SS 1969 – 13

\* CYP: 1966 – 26      1967 – 164      1968 – 390      1969 – 581      1970 – 141  
 1971 – 241      1972 – 98      1973 – 130

**Production**

1966 – 106	1967 – 1,985	1968 – 3,048	1969 – 4,506	1970 – 3,373
1971 – 2,682	1972 – 2,996	1973 – 2,928	1974 – 1,446	1975 – 536
1976 – 926	1977 – 1,070	1978 – 1,200	1979 – 1,031	1980 – 383
1981 – 345	1982 – 541	1983 – 642	1984 – 837	1985 – 813
1986 – 703	1987 – 799	1988 – 1,302	1989 – 1,060	1990 – 2,142
1991 – 2,240	1992 – 691	1993 – 320	1994 – 710	1995 – 843
1996 – 744	1997 – 2,434	1998 – 3,333	1999 – 3,374	

**USA Sales** 1980 – 150      1981 – 136      1987 – 169      1988 – 323      1990 – 324  
 2000 – 108      2001 – 120      2002 – 108      2003 – 96      2004 – 84

**Lynx**

**D-Type Jaguar** All – 45

**Mahindra**

**Production CYP** 1997 – 69,901

**Maico**

**Usa Sales** 1958 – 102      1959 – 82      1960 – 25

**Marauder**

**A/100** 1950-52 – 15

## Marcos

<b>GT</b>	1960-63 (all) – 39 (13 Gullwing models)			
<b>Mantis</b>	1970-71 – 32			
<b>Mini-Marcos</b>	1965-74 – estimated 700    1965-81 – estimated 1,200			
	1966-68 – 82			
	1968-69 – 192			
	1964-66 – 99			
<b>3-Litre</b>	1969-71 – 80			
<b>2 ½ Litre</b>	1971 – 11			
<b>3-Litre Volvo</b>	1970-71 – 250			
<b>2-Litre</b>	1970-71 - estimated 40			
<b>Production</b>	1987 – 31	1988 – 55	1989 – est. 45	1996 – 98



1964-66 Marcos Coupe

## Marmon

<b>Big Eight</b>	1930:	7-pass Touring – 37 4-pass 2d cpe – 123	7-pass sdn – 270 4d sdn – 473
<b>Model 79</b>	1930:	Speedster – 40    coupe – 124	4d sedan – 958
<b>Model 69</b>	1930:	Speedster – 32    coupe – 196	4d sedan – 1,605
<b>Sixteen</b>	1931-33 – 390		
<b>Sales</b>	1930 – 12,369	1931 – 5,687	1932 – 1,365    1933 – 86

## Maruti

<b>Esteem</b>	CYP: 1995 – 30,000
<b>800/Zen</b>	CYP: 1995 – 165,000

## Maserati

<b>A6</b>	/1500 1946-50 – 61    GCS by Gravina – 4 G 1951-54 – 16 (1 Coupe by Frua, 5 Cabriolets by Frua, 1 Vignale Coupe) G 2000 1954-57 (dohc engine) – 61 sohc engine – 16 Special Bodied: 1 Zagato Spyder, 5 Spyders by Frua 1952, 21 Allemano Coupes, 17 Frua bodies in all
<b>Barchetta</b>	1993-94 – est. 15

**Biturbo**



Maserati Biturbo Production			
Coupe V6 1982-85 180hp	1100	Coupe 2.5 1982-85 200hp	5700
S V6 Coupe 1983-85 205hp	1050	Si V6 1990 Coupe 220hp	< 1000
ES V6 190hp Coupe	370	Racing V6 282hp	230
Racer V6 1989 350hp	6		
1984 – 5,865 (some sources list 4,191 built 1982-87)			

**Bora** 1971-78 – 571



*Maserati Bora*

**Ghibli** Coupe 1967-73 – 1,149  
 Spyder 1967-73 – 125

- 25 SS 4.9Litre
- 12 SS Spyder w/Auto

2<sup>nd</sup> Generation Ghibli: 1994-98 V6 305hp – 410  
 284hp GT – 180 Ghibli Cup V6 1998 – 50 LHD & 24 RHD  
 CYP: 1997 – 206 1998 – 80



*Maserati Ghibli Spyder*

**Gran Sport** 2006 MC Vitory – 180

**Indy** 1969-74 – 1,136

**Karif** 1988-89 V6 – 225

**Khamsin** 1973-82 – 421 (6 1978 models w/auto transmission) 1978 – 80

**Kyalami** 1976-79 – 188 (estimated 6 exist in U.S.)

**MC 12** 2004 – 30 (25 road cars) 2005 – 25

**Merak** 1972-83 – 1,634 2000 1972-79 – 133 3000 1972-79 – 1,401

**Mexico** 1966-72 – 468

**Mistrale** Coupe 1963-70 – 828  
 (1966 – 218, 1969 – 199, 1970 – 25)  
 Spider 1963-70 – 120



1967 Maserati Mistrale Coupe

**Quattroporte**

1963-70 – 679 (less than 20 w/right-hand-drive)  
 1975-77 – 5  
 1978-79 – 110  
 Series III – 2,101 (51 w/4.2 V-8 and 2,050 w/4.9 V8 – some sources suggest 2,036 4.9 Litre)  
 CYP: 1997 – 403 1998 – 478 1999 – 166

**Sebring** Series I 1962-65 – 340 (348) Series II 1965-66 – 98 Some sources list – 446 in all

**Shamal** 1992-96 – 340  
 CYP: 1998 – 176

**Spyder**

Maserati Spyder Production			
1984-87 V6	280	Export Model V6	1350
Spyder I 1986-91 V6	315	Spyder I (Shamal Front) 1991-94	225
Spyder I export 1986-91	1350	Spider ie 1989-94 V6	570
U.S. Spec Spyder 1989	99	U.S. Spec Spyder 1990	6



1986 Maserati Spyder

**3200GT** CYP: 1999 – 1,734

**3500GT** 1957-64 – 2,223 (1 1959 by Bertone, 1 Frua Spider 1959, less than 250 other Spiders)  
 Vignale Spyder RHD 1959-62 – 6

**5000GT** 1959-64 – 33  
 Coachbuilt Breakdown:  
 Bertone – 1 Ghia – 1 Touring – 4 Monterosa – 1  
 Michelotti – 1 Pininfarina – 1 Allemano – 20

**150s** Competition – 26

**222** Italian-spec 222 1988-90 V6 220hp – 1160 222E export 1988-90 V6 225 hp – 580  
 222SE 1990-92 V6 225hp – 380 222.4V Export V6 279hp – 150

**Model 228** 1986-88 V6 – 470 (Approx. 96 imported to United States)

**420/425/430**

Maserati 420/422/430/4.24v Production Figures			
420 Sedan 1982-85 V6 185hp	2850	420S V6 210hp (Italian-Spec)	260
425 V6 Sedan 1983-85 200hp	2400	430 V6 Sedan 1985-87 248hp	990
420i Sedan 1986-88 V6 185hp	1150	420Si Sedan 1986-88 V6 220hp	550
422 1988-90 V6 220hp	980	430 Sedan 1993 V6 225hp	280
4.24v V6	1150	2.24v Coupe V6 245hp	1150

**450S** 1950s (1957c) – 10

(all) U.S. spec 1987 – 331

**USA Sales** 1984 – 2,023 1985 – 1,190 1986 – 1,298 1988 – 733 1990 – 240  
2002 – 853 2003 – 917 2004 – 1,055

**World-Wide Sales** 1998 – 620 1999 – 1,538

**Production** 1947 – 3 1948 – 9 1949 – 25 1950 – 22 1971 – 550  
1972 – 557 1973 – 738 1974 – 571 1975 – 201 1976 – 195  
1977 – 292 1978 – 339 1979 – 371 1980 – 555 1981 – 528  
1982 – 2,265 1983 – 5,333 1984 – 6,180 1985 – 5,668 1986 – 4,133  
1987 – 3,658 1988 – 3,001 1989 – 2,975 1991 – 1,752 1992 – 983  
1993 – 523 1995 – 980 1996 – 869 1997 – 609 1998 – 734  
1999 – 1,900 2001 – 1,993 2002 – 3,485 2003 – 2,937 2004 – 5,151

## Matra

**Bagheera** 1973-80 – 47,802

**Djet** 1964-68 – 1,681

**M530A** 1967-73 – 9,690 (1,670 Series 2 cars)

**Murena** 1980-83 – 10,680 (5 right-hand-drive models)  
CYP: 1980 – 1,375 1981 – 6,141 1982 – 2,164 1983 – 1,000 1984 – 1  
1.6 1980-83 – 5,640  
2.2 1981-83 – 4,560  
S 1983-84 – 480

## Maxton

**Rollerskate** – 50

## Maybach

**All Sales** U.S. Sales: 2003 – 166 2004 – 244 2005 – 152



## Mazda

**AZ-1** 1992-95 – Less than 4,000

**B-Series**

Pickup:

U.S. Calendar Year Production:

4x2: 1995 – 34,574 1996 – 36,507 1997 – 32,363  
 4x4: 1995 – 8,860 1996 – 6,308 1997 – 5,334

U.S. Sales:

4x2: 1998 – 32,552 1999 – 31,090  
 4x4: 1998 – 9,068 1999 – 7,636  
 Total: 2000 – 30,124 2001 – 26,131 2002 – 20,265  
 2003 – 14,970 2004 – 10,266 2005 – 5,872

**Carol** Calendar Year Production: 1995 – 32,470 1996 est. – 30,000

**Eunos Cosmos** Rotary: 1995 – 330  
 Calendar Year Production: 1995 – 1,906

**GLC** U.S. Sales:  
 1980 – 62,593 1981 – 62,195

**Lantis** Calendar Year Production: 1995 – 63,036 1996 est. – 60,000

**Milenia** U.S. Sales:  
 1995 – 21,561 1996 – 13,019 1997 – 18,020 1998 – 16,717 1999 – 19,198  
 2000 – 16,558 2001 – 19,849 2002 – 18,066 2003 – 1,812 2004 – 18

**Mx-3** GS Special Edition (Raspberry Red) 1993.5 – est. 2,000  
U.S. Sales: 1995 – 8,076 1996 – 2,399

**Mx-5 Miata**

Millen Turbo 230hp 1990 – 10  
 1993: Brilliant Black w/metal trim – 1,500  
 1994 Laguna Blue w/C-Package – 341  
 1995 Laguna Blue w/C-Package – 122  
 2000 Heritage Series (AUS) – 100  
 2002 Painted Grey – 1,500 (U.S. Spec)  
 2002 Painted Yellow – 1,000 (U.S. Spec)



1991 Mazda Mx-5 Miata

CYP: 1988 – 12 1989 – 45,266 1990 – 95,640  
 1991 – 63,434 1992 – 52,712 1993 – 44,743  
 1994 – 39,623 1995 – 31,886 1996 – 33,610

U.S. Sales: 1998 – 19,843 1999 – 17,738 2000 – 18,299 2001 – 16,486  
 2002 – 14,392 2003 – 10,920 2004 – 9,356 2005 – 9,801

Mazda Mx-5 Miata Color Production Breakdown									
Color	1990	1991	1992	1993	1994	1995	1996	1997	Total
Mariner Blue	6540	3633	2096	1082					13351
Montego Blue					3003	2818	5742	4571	16134
White					3565	2945	2160	1929	10599

<b>Black</b>			4626	6111	5741	4877	4063	3702	29120
<b>Red</b>	29195	16000	11729	8415	6013	4888	4006	3950	84196
<b>Crystal White</b>	12420	8855	5195	5874		122			32466
<b>Silver</b>	3481	5802	1475						10758
<b>Laguna Blue</b>					1788	440			2228
<b>BRG</b>		3997							3997
<b>Yellow</b>			1515						1515
<b>Merlot</b>						3500			3500
<b>Starlight Blue</b>							3000		3000
<b>Marina Green</b>								3000	3000
<b>Twilight Blue</b>								1500	1500
<b>Totals</b>	51636	38287	26636	21482	20110	19590	18971	18652	215364

<b>Mazda Mx-5 Miata Calendar Year Production by Region</b>						
<b>CYP</b>	<b>USA</b>	<b>Canada</b>	<b>Japan</b>	<b>Australia</b>	<b>Europe</b>	<b>Total</b>
1989	23052	2827	9307	657		33016
1990	35944	3906	25226	1455	9267	71892
1991	31240	2956	22594	698	14036	68568
1992	24964	2277	18657	499	6631	50751
1993	21558	1501				
1994	21400	1173	10830	404	5019	37653
1995	20174	934				33750
1996	18408	558				
1997	17218	594				

<b>Mazda Mx-5 Miata Package Production Breakdown</b>									
<b>Package</b>	<b>1990</b>	<b>1991</b>	<b>1992</b>	<b>1993</b>	<b>1994</b>	<b>1995</b>	<b>1996</b>	<b>1997</b>	<b>Total</b>
<b>N Base</b>	8022	6573	4639	2796	1946	6161	7815	4024	41976
<b>A</b>	27131	16157	9912	6385	6834				66419
<b>B</b>	16483	11560	7459	4073	2259				41834
<b>C</b>				6723	4853				11576
<b>L/BRG</b>		3997				3937	3348	2113	13395
<b>LE</b>				1505					1505
<b>M</b>					3000	3500	3000	3000	12500
<b>P</b>						5527	4697	1122	11346
<b>R</b>					1218	465	111	47	1841
<b>S SE</b>			4626						4626
<b>T Touring</b>								6846	6846
<b>STO</b>								1500	1500
<b>Total</b>	51636	38287	26636	21482	20110	19590	18971	18652	215364

<b>Miata Color Breakdown</b>						
<b>Color</b>	<b>1999</b>	<b>2000</b>	<b>2001</b>	<b>2002</b>	<b>2003</b>	<b>Total</b>
<b>Blazing Yellow</b>	0	0	0	1000	0	1000
<b>Brilliant Black</b>	4616	1745	1717	1173	1090	10341
<b>British Racing Green</b>	0	3000	0	0	0	3000
<b>Classic Red</b>	5293	1521	2082	1702	1444	12042
<b>Crystal Blue</b>	0	0	2186	1469	0	3655
<b>Emerald</b>	8757	3114	2736	1461	688	16756
<b>Orange</b>	2	644	0	0	0	646

<b>Garnet Red</b>	0	0	0	0	1742	1742
<b>Highlight Silver</b>	6329	3446	0	0	0	9775
<b>Laser Blue</b>	0	0	0	151	0	151
<b>Mahogany</b>	0	3000	0	0	0	3000
<b>Midnight Blue</b>	0	0	1458	1199	904	3561
<b>Pure White</b>	0	0	1186	960	523	2669
<b>Sapphire Blue</b>	3000	0	0	0	0	3000
<b>Splash Green</b>	0	0	0	0	738	738
<b>Strato Blue</b>	0	0	0	0	1549	1549
<b>Sunlight Silver</b>	0	0	3782	2935	2543	9260
<b>Titanium Gray</b>	0	0	0	1491	1451	2942
<b>Twilight Blue</b>	2697	1310	0	0	0	4007
<b>Vivid Yellow</b>	0	0	0	239	0	239
<b>PT White</b>	2676	1192	0	0	0	3868
<b>Total</b>	33370	15972	18147	13780	12672	93941

**Mx-6**      U.S. Sales:      1996 – 6,550  
 Calendar Year Production U.S.:      1995 – 16,153      1996 – 6,550      1997 – 3,546

**MPV**      U.S. Sales:      1995 – 14,784      1996 – 14,427      1997 – 15,599      1998 – 12,425  
    1999 – 16,055      2000 – 35,600      2001 – 32,181      2002 – 34,403  
    2003 – 30,689      2004 – 24,860      2005 – 17,634

**Navajo**      USA Sales:      1990 – 3,409      1991 – 11,404      1992 – 8,220      1993 – 6,920  
 Calender Year Production:      1995 – 1,813      1996 – 68      1997 – 4

**Protege**      U.S. Sales:      1995 – 62,849      1996 – 59,644      1997 – 53,930      1998 – 58,349  
    1999 – 65,242      2000 – 62,851      2001 – 78,688      2002 – 83,367  
    2003 – 68,788      2004 – 6,371

**R100**      1968-73 – 95,706      1970 USA Sales – 2,305

**Rx-2**      1970-78 – 225,004

**Rx-3**      1971-78 – 286,685

**Rx-4**      1972-78 – 213,988

**Rx-7**      1978-85 – 570,500      1986-89 – 197,180      Convertible 1988-92 – 22,268  
 GSL 1980 – estimated 2,500  
 10<sup>th</sup> Anniversary 1988 – 1,500      Convertible “Final Version” 1993 – 150  
 R1 Twin Turbo U.S. spec 1993 – est 550 (500 Yellow world-wide, 1,800 all types)  
 GTU 1990 – 100

1978 – 72,692      1979 – 71,617      1980 – 56,317      1981 – 59,686      1982 – 59,686  
 1983 – 57,684      1984 – 63,959      1985 – 63,105      1986 – 72,760      1995 – est. 5,200

USA Sales:  
 1978 – 19,299      1979 – 54,853      1980 – 43,731      1981 – 43,418      1982 – 48,889  
 1983 – 52,514      1984 – 55,696      1985 – 53,810      1986 – 56,243      1987 – 38,345  
 1988 – 27,814      1989 – 16,249      1990 – 9,743      1991 – 6,986      1992 – 6,006  
 1993 – 5,062      1994 – 2,212      1995 – 1,399      1996 – 369

<b>Mazda Rx-7 USA Sales 1992-1995</b>				
<b>Model</b>	<b>Year1992</b>	<b>Year1993</b>	<b>Year1994</b>	<b>Year1995</b>
<b>Base</b>	763	1245	392	153
<b>R-Model</b>	1107	1015	275	182
<b>Touring</b>	2991	2734	1010	648
<b>P.E.G.</b>	0	53	533	416
<b>Total</b>	4861	5047	2210	1399

**1993 Production Breakdown:**

Base Model with Automatic transmission – 390 (58 in Silver, 72 Blue, 109 Black, 151 Red)  
 Base Model with Manual Transmission – 1,734 (266 Silver, 319 Blue, 418 Black, 731 Red)  
 Touring with automatic transmission – 1,119 (187 Silver, 244 Blue, 258 Black, 430 Red)  
 Touring with manual transmission – 4,568 (824 Silver, 954 Blue, 1015 Black, 1775 Red)  
 R1 Model with Manual transmission – 2,165 (350 Yellow, 638 Black, 1177 Red)  
 Total 1993 production – 9,976

**1994 Production Breakdown:**

Base model with automatic transmission – 110 (4 Silver, 50 Blue, 16 Black, 14 Red, 26 White)  
 Base model with manual transmission – 300 (22 Silver, 116 Blue, 48 Black, 60 Red, 54 White)  
 Touring model with automatic transmission – 295 (26 Silver, 105 Blue, 42 Black, 59 Red, 63 White)  
 Touring model with manual transmission – 1393 (118 Silver, 516 Blue, 235 Black, 248 Red, 276 White)  
 Popular Equip. Package with Manual – 910 (74 Silver, 323 Blue, 150 Black, 159 Red, 204 White)  
 R2 Model with manual transmission – 395 (83 silver, 156 black, 156 red)  
 Total 1994 – 3,403

**1995 Production Breakdown:**

Base model with automatic transmission – 26 (2 Silver, 10 Blue, 5 Black, 7 Red, 2 White)  
 Base model with manual transmission – 82 (6 Silver, 23 Blue, 21 Black, 19 Red, 13 White)  
 Popular Equip. Package with Automatic – 36 (4 Silver, 16 Blue, 9 Black, 5 Red, 2 White)  
 Popular Equip. Package with Manual – 299 (34 Silver, 101 Blue, 62 Black, 69 Red, 33 White)  
 R2 model with manual transmission – 57 (16 Silver, 18 Black, 23 Red)  
 Total 1995 production – 500

**Rx-8**

U.S. Sales: 2003 – 12,346 2004 – 23,690 2005 – 14,673  
 2005 “SHINKA” Edition – 2,150  
 2006 Evolve Edition - 500 (400 copper, 100 Blue – UK Market only)

**Tribute**

U.S. Sales: 2000 – 21,048 2001 – 45,270  
 2002 – 44,989 2003 – 49,512 2004 – 41,078 2005 – 36,761

**110S**

Coupe 1967-72 – 1,176 series 1  
 343 Series 2 built  
 Total 110S – 1,579  
 Estimated in USA as of 2004 – 6 (includes 1 Series 2)

1988-91 – 222,398  
 AUS Sales: 1994 – 7,960



1995 – 7,883  
1996 – 7,636

*1967 Mazda 110S Coupe (Rotary-Engined)*

**121** UK CYP: 1998 – 5,080 1999 – 3,839  
1999 40<sup>th</sup> Anniversary (AUS) – 300 (200 with 4-speed auto, 100 with 5-speed manual)  
2000 Metro Limited Edition (AUS) – 400

**3** U.S. Sales: 2003 – 2,081 2004 – 76,080 2005 – 97,388

**323:** 1977-80 – 904,573 1981-85 – 2,567,162 1985-87 – 1,578,755  
1999 Astina 40<sup>th</sup> Anniversary (AUS) – 350  
GTX Turbo AWD 1988 – 1,350  
GTX – U.S. Spec 1986-88 – 1,243

**5** U.S. Sales: 2005 – 4,761

**6** U.S. Sales: 2002 – 2,042 2003 – 66,118 2004 – 72,148 2005 – 71,447

**626:** 1983-87 – 1,373,766  
1999 40<sup>th</sup> Anniversary (AUS) – 300  
2000 Limited Edition (AUS) – 400  
U.S. CYP: 1995 – 89,699 1996 – 79,354 1997 – 75,800  
U.S. Sales: 1980 – 55,281 1981 – 60,475  
1998 – 91,147 1999 – 86,735 2000 – 71,046 2001 – 50,997  
2002 – 40,689 2003 – 1,629

**818:** 1971-78 – 625,439

**929:** Estate 1981-87 – 103,426  
USA sales: 1990 - 16,535 1995 – 3,773 1996 – 1,232

**1200:** 1968-70 – 131,572

**1500:** 1966-72 – 121,804

**1800:** 1968-72 – 39,041

**Car U.S. Sales** 1995 – 238,495 1996 – 195,402

**Truck U.S. Sales** 1995 – 45,250 1996 – 42,883

**U.S. Sales**

1970 – 2,098	1971 – 19,629	1972 – 53,039	1973 – 104,960	1974 – 61,192
1975 – 65,351	1976 – 35,383	1977 – 50,608	1978 – 75,309	1979 – 156,535
1980 – 161,623	1981 – 166,088	1982 – 163,638	1983 – 173,388	1984 – 169,666
1985 – 211,093	1986 – 222,716	1987 – 208,025	1988 – 256,050	1989 – 263,378
1990 – 268,807	1991 – 221,643	1992 – 169,007	1995 – 283,745	1996 – 238,285
1997 – 221,840	1999 – 243,708	2000 – 255,526	2001 – 269,602	2002 – 258,213
2003 – 258,865	2004 – 263,882	2005 – 258,339		

**South Africa Sales:**

121:	1997 – 2,117	1998 – 2,351
323:	1997 – 10,326	1998 – 7,729
Etude:	1997 – 2,205	1998 – 1,861
626/Mx-6:	1997 – 1,037	1998 – 918

**Australian Sales:**

Australian Mazda Sales Table							
Year	Pass	Comm	Total	Year	Pass	Comm	Total
1986	14310	7682	21992	1993	20547	5093	25640
1987	9400	4404	13804	1994	23587	7369	30956
1988	11127	4153	15280	1995	21966	6185	28151
1989	15556	4732	20288	1996	20614	6276	26890
1990	18967	4908	23875	1997	25201	5776	30977
1991	18148	4565	22713	1998	21081	5999	27080
1992	24980	5710	30690	1999	19757	6933	26690

**Japanese Production**

Japanese Production Table			
Year	Passenger	Commercial	Total
1990	1,118,036	304,588	1,422,624
1991	1,085,400	300,541	1,385,941
1992	1,037,133	243,917	1,281,050
1993	864,468	164,660	1,029,128
1994	821,465	164,358	985,821
1995	606,232	165,218	771,450
1996	599,446	174,121	773,567
1997	688,478	180,531	869,009
1998	706,562	131,617	838,179
1999	705,134	76,357	781,491

**McLaren**

Mustang ASC Convertible 1987 – 490      1988 – 1,791  
 Pontiac Grand Prix Turbo 1988 – estimated 5,000

**Mera**

**Coupe**                      1988 – 247

**Mercedes-Benz**

*PRE WAR:*

**SSK**                      31 Supercharged

**Type 770 Grosser**    1930-37 – 117      1938-40 – 88


**380K**                      1933-34 – 114

**500K** 1934-36 – 354

**540K** 1936-39 – 419

POST WAR:

**C111** Prototypes – 16  
**C-Class**

<b>C-Class Calendar Year Production Table</b>				
<b>Model</b>	<b>Year 1992</b>	<b>Year 1993</b>	<b>Year 1994</b>	<b>Total</b>
C180	11	54532	122101	176644
C200	0	224	33149	33373
C200 Diesel	29	12764	17336	30129
C220	49	21515	49383	70947
C220 Diesel	7	6570	35997	42574
C250 Diesel	8	10878	19729	30615
C280	51	11387	36974	48412
<b>Total</b>	<b>2147</b>	<b>119863</b>	<b>316663</b>	<b>438673</b>
<b>Special Editions/Other Models:</b>				
C280 Sport U.S. Spec 1996 – est 3,000				
C36 U.S. Spec 1995 –est. 300				
				
<i>1995 Mercedes-Benz C36 by AMG</i>				

**E-Class**

<b>E-Class Calendar Year Production Table</b>				
<b>Model</b>	<b>Year 1992</b>	<b>Year 1993</b>	<b>Year 1994</b>	<b>Total</b>
E200 Sedan	0	32836	23428	56264
E200 Cabriolet	0	231	2214	2445
E200T Wagon	1520	4679	3954	10153
E220D Sedan	0	0	6	6
E220 Sedan	0	41735	33746	75481
E250D Sedan	2	12005	18645	30652
E250D Turbo Sedan	2	3181	2264	5447
E250D LWB Sedan	0	44	137	181
E280 Sedan*	0	26192	16342	42534
E280T Wagon	0	3465	3768	7233
E300DT Sedan	2	1906	1687	3595
E300D Sedan	2	6886	11552	18440
E300TD Wagon	2	1906	3672	5580
E320T Wagon	0	4798	6439	11237
E320 Sedan	0	20945	24567	45512
E400 Sedan	0	7577	4867	12444
E500 Sedan	0	1596	1735	3331
<b>Total</b>	<b>3522</b>	<b>171975</b>	<b>161017</b>	<b>336514</b>

<b>Special Editions/Other Models:</b>
E280 Sedan LWB – 216 1993 built, 128 1994 built
E300 Diesel 1995 U.S. spec – estimated 3,300
E50 1997 U.S. Spec – estimated 500
E420 Sport U.S. Spec 1996 – est. 1,500
E420 Coupe 1994 – 385 (Calendar Year Production)
CLK320 1997 U.S. Spec – estimated 1,500



1995 Mercedes-Benz E300 Diesel



1995 Mercedes-Benz E320 Wagon

**G-Wagen**

1979-93 – 98,130

<b>Mercedes-Benz G-Wagen Calendar Year Production Chart</b>					
	<b>200GE</b>	<b>230G</b>	<b>230GE</b>	<b>240GD</b>	<b>250GD</b>
<b>1979</b>	0	1044	0	999	0
<b>1980</b>	0	1347	0	1799	0
<b>1981</b>	0	706	0	1209	0
<b>1982</b>	0	413	670	1045	0
<b>1983</b>	0	384	1088	595	0
<b>1984</b>	0	153	807	440	0
<b>1985</b>	0	57	781	671	0
<b>1986</b>	147	28	889	458	0
<b>1987</b>	237	5	831	225	442
<b>1988</b>	98	0	742	68	983
<b>1989</b>	128	1	892	135	426
<b>1990</b>	148	0	329	0	226
<b>1991</b>	147	0	197	1	174
<b>1992</b>	89	0	100	0	72
<b>Total</b>	994	4138	7326	7645	2323

<b>Mercedes-Benz G-Wagen Calendar Year Production Chart</b>					
	<b>280GE</b>	<b>290GD</b>	<b>300GD</b>	<b>300GE</b>	<b>350GD Turbo</b>
<b>1979</b>	401	0	64	0	0
<b>1980</b>	1431	0	2090	0	0
<b>1981</b>	1022	0	2432	0	0
<b>1982</b>	984	3121	0	0	0
<b>1983</b>	921	2435	0	0	0
<b>1984</b>	1347	1861	0	0	0
<b>1985</b>	889	2113	0	0	0
<b>1986</b>	893	2342	0	0	0
<b>1987</b>	632	0	1753	0	0
<b>1988</b>	546	0	1023	0	0
<b>1989</b>	392	0	732	20	0
<b>1990</b>	56	0	1835	1487	0



<b>1991</b>	1	3	1790	1558	5
<b>1992</b>	0	102	697	0	1417
<b>Total</b>	9515	11977	24094	3762	1422

<b>Mercedes-Benz G-Wagen Military Calendar Year Production</b>							
	<b>230G</b>	<b>230GE</b>	<b>240GD</b>	<b>250GD</b>	<b>280GE</b>	<b>290GD</b>	<b>300GD</b>
<b>1979</b>	0	0	0	0	0	0	0
<b>1980</b>	0	0	0	0	0	0	0
<b>1981</b>	1033	0	51	0	0	0	2
<b>1982</b>	5	2	295	0	14	17	0
<b>1983</b>	0	4	214	0	0	21	0
<b>1984</b>	14	2	890	0	1	17	0
<b>1985</b>	15	3	1739	0	14	15	0
<b>1986</b>	0	0	1129	0	4	55	0
<b>1987</b>	0	2	782	8	5	0	274
<b>1988</b>	0	1	542	15	66	0	153
<b>1989</b>	0	0	106	228	0	0	16
<b>1990</b>	0	0	396	2954	0	0	14
<b>1991</b>	0	2	0	2935	0	1	24
<b>1992</b>	0	6	0	3103	202	503	0
<b>Total</b>	1067	22	6144	9243	306	629	483



2003 Mercedes-Benz G55 AMG

**ML**

U.S. Sales: 1997 – 14,569 1998 – 43,134

**S-Class**

USA Sales: 1993 – 15,633

<b>S-Class Calendar Year Production Table</b>			
<b>Model</b>	<b>Year 1993</b>	<b>Year 1994</b>	<b>Total</b>
S280 Sedan	3675	6058	9733
S300 Sedan	10644	9901	20545
S350 Sedan	6784	5541	12325
S420 Sedan	841	1068	1909
S420 LWB Sedan	5140	5410	10550
S500 Sedan	1943	2729	4672
S500 LWB Sedan	8774	8627	17401
S500C Coupe	3743	2656	6399
S600 Sedan	221	285	506
S600 LWB Sedan	3165	3615	6780
S600C Coupe	2915	1585	4500
<b>Total</b>	49838	49469	99307

**SL**

CYP: 1989 – 14,194 1990 – 20,767  
1991 – 26,004 1992 – 26,238





1965 – 42,143

<b>Mercedes-Benz 190 (201) Calendar Year Production</b>						
	<b>190</b>	<b>190 1.8</b>	<b>190E/E 2.0</b>	<b>190E 2.3</b>	<b>190E 2.6</b>	<b>190E 2.3-16</b>
<b>1982</b>	1635	0	2987	0	0	0
<b>1983</b>	25746	0	77228	1	0	5
<b>1984</b>	15415	0	100892	0	0	2445
<b>1985</b>	15790	0	100873	2	0	8656
<b>1986</b>	14402	0	82369	12955	1480	5473
<b>1987</b>	13474	0	64558	29726	17048	2374
<b>1988</b>	14183	0	64050	20471	15392	534
<b>1989</b>	14116	0	75463	10696	22584	0
<b>1990</b>	3796	44442	51430	14260	17513	0
<b>1991</b>	4	63173	39900	16341	14399	0
<b>1992</b>	0	47903	29361	15863	12654	0
<b>1993</b>	0	17837	9371	5993	3837	0
<b>Total</b>	118561	173355	698482	126308	104907	19487

<b>Mercedes-Benz 190 (201) Calendar Year Production</b>				
	<b>190E 2.5-16</b>	<b>190D/2.2</b>	<b>190D 2.5</b>	<b>190D 2.5 Turbo</b>
<b>1982</b>	0	28	0	0
<b>1983</b>	0	6857	0	0
<b>1984</b>	0	76548	46	0
<b>1985</b>	0	73642	12841	0
<b>1986</b>	0	65126	29072	132
<b>1987</b>	0	58426	26812	1349
<b>1988</b>	959	42287	17452	3287
<b>1989</b>	2645	38222	16855	3383
<b>1990</b>	1270	31070	13130	4177
<b>1991</b>	566	33953	14700	4572
<b>1992</b>	197	31083	14593	3535
<b>1993</b>	106	6124	2001	480
<b>Total</b>	5743	463366	147502	20915
Other Models:				
1989 Evolution I – 502				
1990 Evolution II – 502				



1991 Mercedes-Benz 190E 2.6



1986 Mercedes-Benz 190E 2.3-16 valve

4-door 1956-61 – 89,808                      4-door 1961-65 – 130,554  
 D 4-door 1961-65 – 225,645                1983-93 – 1,900,000  
 E 2.6-16V auto 1986-87 – 280            E 2.3-16v 1986 U.S. Sales – 1,267  
 E 2.3-16v 1985-88 U.S. Sales – 2,305    E 2.5 Turbo 1987 U.S. Sales – 1,400  
 USA Sales:            1984 – 27,393    1985 – 25,691    1986 – 21,897

**200**

	1987 – 17,619	1988 – 16,945	1989 – 14,682	
	1990 – 14,392			
200 CYP:	1965 – 16,864	1966 – 26,842	1967 – 26,169	1968 – 332
200 CYP:	1967 – 67	1968 – 20,954	1969 – 26,138	1970 – 28,733
	1971 – 35,122	1972 – 40,562	1973 – 37,337	1974 – 37,640
	1975 – 48,214	1976 – 13,018		
200D Sdn CYP:	1967 – 106	1968 – 23,293	1969 – 27,663	1970 – 32,841
	1971 – 35,000	1972 – 41,065	1973 – 45,287	1974 – 50,613
	1975 – 62,978	1976 – 21,081		
200 sdn CYP:	1975 – 5	1976 – 26,374	1977 – 39,112	1978 – 35,884
	1979 – 34,190	1980 – 23,207		
200 (M102) CYP:		1979 – 37	1980 – 17,606	1981 – 54,780
	1982 – 60,670	1983 – 44,419	1984 – 29,652	1985 – 10,151
200D sdn CYP:	1975 – 5	1976 – 36,894	1977 – 56,378	1978 – 49,359
	1979 – 52,834	1980 – 56,435	1981 – 51,152	1982 – 44,633
	1983 – 20,444	1984 – 9,308	1985 – 696	
200T Wagon CYP:		1980 – 648	1981 – 3,142	1982 – 3,809
	1983 – 4,742	1984 – 4,092	1985 – 2,422	1986 – 5

Mercedes-Benz 200 (124 Series) Calendar Year Production					
	200	200E	200D	200T Wagon	200TD Wagon
1984	811	0	1034	0	0
1985	21538	1009	28110	77	342
1986	22592	2271	32882	2241	2354
1987	20935	3577	30887	2236	1680
1988	21929	10054	29047	2313	1176
1989	7909	38603	20320	493	855
1990	2028	52669	20283	107	603
1991	0	39667	22782	0	363
1992	0	22360	21012	0	0
1993	0	0	14307	0	0
1994	0	0	9900	0	0
<b>Total</b>	97742	170210	230564	7467	7373

Mercedes-Benz 200 (124 Series) Calendar Year Production				
	200TE Wagon	200TE LWB Wagon	200CE Coupe	200CE 24-Valve
1985	712	0	0	0
1986	8850	0	0	0
1987	9265	0	0	0
1988	11436	0	0	0
1989	9774	105	0	0
1990	9199	85	1166	0
1991	9196	141	2401	0
1992	6513	73	2354	487
1993	0	0	0	2732
1994	0	0	0	1684
<b>Total</b>	34682	404	5921	4903

4-door 1965-68 – 70,207    D 4-door 1965-68 – 161,618    4d 1968-76 – 288,785  
 E/230E 1987-93 – 523,600

**219**

219 CYP:            1956 – 5,474    1957 – 8,505    1958 – 9,296    1959 – 4,570  
 (SWB of 220) 4-door sedan 1956-59 – 27,845

**220**

<b>Mercedes-Benz 220 Calendar Year Production Breakdown</b>						
	<b>220 Sedan 187</b>	<b>220 Conv 187</b>	<b>220a Sedan 180 I</b>	<b>S Sedan 180 II</b>	<b>S Conv &amp; Cpe 180 II</b>	<b>SE Sedan 128</b>
<b>1951</b>	3453	368	0	0	0	0
<b>1952</b>	9165	1178	0	0	0	0
<b>1953</b>	3322	403	0	0	0	0
<b>1954</b>	214	259	4178	0	0	0
<b>1955</b>	0	152	19348	0	0	0
<b>1956</b>	0	0	2411	10525	297	0
<b>1957</b>	0	0	0	15459	1066	0
<b>1958</b>	0	0	0	20181	1280	201
<b>1959</b>	0	0	0	9114	786	1773
<b>Total</b>	16154	2360	25937	55279	3429	1974
<b>Other Statistics:</b>						
1956-59 220S Convertible – 2,178						
1956-59 220S Coupe 1956-59 – 1,251						
1951-55 220 Coupe – 55						


<b>Mercedes-Benz 220 Calendar Year Production Breakdown</b>					
	<b>SE Conv &amp; Cpe</b>	<b>220b Sedan 111/1</b>	<b>220Sb Sedan 111/2</b>	<b>220Seb Sedan 111/3</b>	<b>220Seb Coupe &amp; Conv</b>
<b>1958</b>	114	0	0	0	0
<b>1959</b>	628	3375	7267	1579	0
<b>1960</b>	1200	13127	26642	9247	2
<b>1961</b>	0	14842	32238	10761	2537
<b>1962</b>	0	11618	26077	10786	4287
<b>1963</b>	0	10492	26236	12848	3755
<b>1964</b>	0	11327	28732	14336	3528
<b>1965</b>	0	4910	13927	6529	2793
<b>Total</b>	1942	69691	161119	66086	16902

220 Sdn CYP:    1967 – 131            1968 – 23,486    1969 – 22,493    1970 – 22,652  
                           1971 – 24,140    1972 – 23,691    1973 – 12,146  
 220D CYP:    1967 – 364            1968 – 50,630    1969 – 59,628    1970 – 63,314  
                           1971 – 64,297    1972 – 73,729    1973 – 54,321    1974 – 27,510  
                           1975 – 21,226    1976 – 5,254  
 220D CYP:    1975 – 4              1976 – 16,733    1977 – 19,323    1978 – 19,230  
                           1979 – 1,446

220T Wagon CYP: 1992 – 2,204 1993 – 7,000 1994 – 5,751  
 220CE CYP: 1992 – 1,370 1993 – 4,841 1994 – 3,379  
 220CE Convertible CYP: 1992 – 1 1993 – 1,322 1994 – 2,180  
 220E sdn CYP: 1991 – 1 1992 – 11,753  
 4-door 1968-76 – 128,739 D 1968-76 – 420,273

230

Mercedes-Benz 230 Calendar Year Production					
	SL	Sedan Model 110	S Sedan Model 111/1A	230/6 Sedan 114 V23	230/4 Sedan 115 V23
1963	1465	0	0	0	0
1964	6911	0	0	0	0
1965	6325	8548	12621	0	0
1966	4945	14951	17230	0	0
1967	185	16441	11176	252	0
1968	0	318	80	22064	0
1969	0	0	0	23835	0
1970	0	0	0	25252	0
1971	0	0	0	30520	0
1972	0	0	0	35270	7
1973	0	0	0	31378	9568
1974	0	0	0	25314	30013
1975	0	0	0	22992	35073
1976	0	0	0	4906	13104
<b>Total</b>	19831	40258	41107	221783	87765



1963-67 Mercedes-Benz 230SL

Mercedes-Benz 230 Calendar Year Production Breakdown						
	Sedan 123 V23	E Sedan 123 E23	T Wagon 123 V23	TE Wagon 123 E23	C Coupe 123 V28	CE Coupe 123 E23
1975	9	0	0	0	0	0
1976	32060	0	0	0	2	0
1977	49426	0	0	0	1577	0
1978	42270	0	1793	0	1243	0
1979	47739	37	3829	2	757	0
1980	23549	24997	1262	3750	125	4818
1981	1132	62125	0	5655	0	7192
1982	0	60777	0	7158	0	6734
1983	0	50931	0	9731	0	6038
1984	0	38298	0	9617	0	4052
1985	0	8717	0	6340	0	1024
1986	0	0	0	31	0	0

<b>Total</b>	196185	245882	6884	42284	3704	29858
--------------	--------	--------	------	-------	------	-------

230E sdn CYP:	1984 – 1,324	1985 – 44,697	1986 – 52,040	1987 – 51,022
	1988 – 56,285	1989 – 47,504	1990 – 46,738	1991 – 44,716
	1992 – 30,096			
230TE Wagon CYP:		1988 – 314	1989 – 5,201	1990 – 5,864
	1991 – 5,475	1992 – 3,701	Total – 20,241	
230CE CYP:	1986 – 4	1987 – 3,370	1988 – 7,741	1989 – 6,423
	1990 – 5,556	1991 – 5,969	1992 – 4,612	Total – 22,560

**240**

<b>Mercedes-Benz 240 Calendar Year Production</b>				
	<b>240D (115 D24)</b>	<b>240D 3.0 (115 D24)</b>	<b>240D (123 D24)</b>	<b>240TD (123 D24)</b>
<b>1973</b>	16512	0	0	0
<b>1974</b>	60928	7650	0	0
<b>1975</b>	38019	34420	7	0
<b>1976</b>	15860	11620	21247	0
<b>1977</b>	0	0	40382	0
<b>1978</b>	0	0	42816	3003
<b>1979</b>	0	0	62678	6387
<b>1980</b>	0	0	69908	5820
<b>1981</b>	0	0	73162	5078
<b>1982</b>	0	0	74627	5881
<b>1983</b>	0	0	44718	5134
<b>1984</b>	0	0	23338	4491
<b>1985</b>	0	0	1897	3103
<b>1986</b>	0	0	0	6
<b>Total</b>	131319	53690	454780	38903

**250**

<b>Mercedes-Benz 250 Calendar Year Production Breakdown</b>								
	<b>SL</b>	<b>SE Sedan</b>	<b>SE Cpe/Conv</b>	<b>250 Sedan</b>	<b>C Coupe</b>	<b>CE Coupe</b>	<b>C 2.8 Coupe</b>	<b>250 Sedan</b>
<b>1965</b>	0	1334	1205	0	0	0	0	0
<b>1966</b>	17	26555	3601	0	0	0	0	0
<b>1967</b>	5177	27242	1407	2215	0	0	0	0
<b>1968</b>	2	50	0	20475	3	3	0	0
<b>1969</b>	0	0	0	18692	2949	5840	1213	0
<b>1970</b>	0	0	0	17329	2627	8002	2425	3248
<b>1971</b>	0	0	0	15180	2348	5898	3621	7382
<b>1972</b>	0	0	0	4412	897	2044	2839	8266
<b>1973</b>	0	0	0	0	0	0	649	6570
<b>1974</b>	0	0	0	0	0	0	490	4516
<b>1975</b>	0	0	0	0	0	0	442	3580
<b>1976</b>	0	0	0	0	0	0	89	499
<b>Total</b>	5196	55181	6213	78303	8824	21787	11768	34061



250 Sdn CYP:	1975 – 5	1976 – 14,915	1977 – 25,183	1978 – 23,306
	1979 – 21,758	1980 – 17,447	1981 – 8,029	1982 – 5,392
	1983 – 3,246	1984 – 2,232	1985 – 1,311	Total – 122,864
250T Wagon CYP:		1977 – 1	1978 – 1,382	1979 – 2,946
	1980 – 2,761	1981 – 402	1982 – 213	Total – 7,704
250DV CYP:	1989 – 6			
250D sdn CYP:	1984 – 13	1985 – 18,250	1986 – 32,417	1987 – 38,674
	1988 – 33,143	1989 – 24,749	1990 – 24,234	1991 – 28,298
	1992 – 28,673	1993 – 8,360		
250D LWB CYP:	1989 – 6	1990 – 308	1991 – 209	1992 – 202
	1993 – 51			
250D Turbo sdn CYP:		1988 – 800	1989 – 4,112	1990 – 10,129
		1991 – 12,547	1992 – 12,339	1993 – 5,634
250TD Wagon CYP:		1985 – 413	1986 – 8,158	1987 – 6,710
	1988 – 5,534	1989 – 4,669	1990 – 4,173	1991 – 5,624
	1992 – 6,692	1993 – 1,653	1994 – 5,452	
250TD Turbo Wagon CYP:		1990 – 488	1991 – 1,275	1992 – 1,697
		1993 – 758	1994 – 279	
4-door sedan 1968-76 – 78,303		2.8 4-door sedan 1968-76 – 34,061		

260

Mercedes-Benz 260 Series Calendar Year Production Chart						
Year	260E	260E 4Matic	260 Evolution	260E Evolution	260SE	260SEL
1984	17	0	0	0	0	0
1985	5062	0	0	0	2222	1379
1986	21958	3	0	0	6198	4815
1987	28827	511	0	0	4657	6886
1988	26687	741	0	0	3120	8686
1989	21070	383	5	179	2455	10985
1990	21973	218	544	179	2100	6428
1991	19099	87	345	180	84	1777
1992	9715	0	112	132	0	9412
<b>Total</b>	154408	1947	1266	670	21096	50628

*Note in 1990 the 260E was named the 300E 2.6 in the U.S.*

280

Mercedes-Benz 280 Calendar Year Production Breakdown					
	SL	S Sedan 108-V28	SE Sedan 108-E28	SE Cpe & Conv	SEL 111 E28
1967	143	762	365	0	0



<b>1968</b>	6930	20110	18685	55	1688
<b>1969</b>	8047	25249	25081	1950	2610
<b>1970</b>	7935	24882	25627	2501	3674
<b>1971</b>	830	16234	14871	613	278
<b>1972</b>	0	6429	6422	68	0
<b>Total</b>	23885	93666	91051	5187	8250



1971 Mercedes-Benz 280SE 3.5 Coupe

<b>Mercedes-Benz 280 Calendar Year Production Breakdown</b>					
	<b>SEL 3.5 108 E35</b>	<b>SE 3.5 Sdn 108 E35</b>	<b>280 Sedan 114 V28</b>	<b>E Sedan 114 E28</b>	<b>CE Coupe 114 E28</b>
<b>1970</b>	3	3	0	0	0
<b>1971</b>	565	7450	2	18	2
<b>1972</b>	383	3856	9828	8371	5389
<b>1973</b>	0	0	13718	8214	3724
<b>1974</b>	0	0	11755	3612	1429
<b>1975</b>	0	0	6535	2277	844
<b>1976</b>	0	0	2699	344	130
<b>Total</b>	951	11309	44537	22836	11518

<b>Mercedes-Benz 280 Calendar Year Production Breakdown</b>						
	<b>C Coupe 114 V28</b>	<b>SEL 4.5 Sedan 108 E45</b>	<b>SE 4.5 Sedan 108 E45</b>	<b>S Sedan 116 V28</b>	<b>SE Sedan 116 E28</b>	<b>SEL 2.8 Sedan 116 E28</b>
<b>1971</b>	1	1871	5782	0	0	0
<b>1972</b>	2124	6302	7745	3787	3737	0
<b>1973</b>	4196	0	0	15340	18266	1
<b>1974</b>	3734	0	0	20808	18634	535
<b>1975</b>	2133	0	0	21996	17376	716
<b>1976</b>	963	0	0	18031	17968	1042
<b>1977</b>	0	0	0	17080	26903	1295
<b>1978</b>	0	0	0	15307	23571	1622
<b>1979</b>	0	0	0	9208	22568	1551
<b>1980</b>	0	0	0	1291	1572	270
<b>Total</b>	13151	8173	13527	122848	150595	7032

<b>Mercedes-Benz 280 Calendar Year Production Breakdown</b>					
	<b>SL 107 E28</b>	<b>SLC 107 E28</b>	<b>280 Sedan 123 V28</b>	<b>E Sedan 123 E28</b>	<b>TE Wagon 123 E28</b>
<b>1974</b>	297	300	0	0	0

<b>1975</b>	1020	1312	957	607	0
<b>1976</b>	1099	1508	12821	17638	0
<b>1977</b>	1347	1624	7530	17651	3
<b>1978</b>	1536	1553	4103	14904	1260
<b>1979</b>	2155	1741	3139	18383	4059
<b>1980</b>	2429	1510	3477	17703	3614
<b>1981</b>	2628	1118	1179	12723	1956
<b>1982</b>	3165	0	0	10757	2545
<b>1983</b>	3393	0	0	8545	2716
<b>1984</b>	3529	0	0	5946	2293
<b>1985</b>	2838	0	0	1518	1329
<b>1986</b>	0	0	0	0	14
<b>Total</b>	25436	10666	33206	126375	19789

<b>Mercedes-Benz 280 Calendar Year Production Breakdown</b>					
	<b>CE Coupe 123 E28</b>	<b>C Coupe 123 V28</b>	<b>S Sedan 126 V28</b>	<b>SE Sedan 126 E28</b>	<b>SEL Sedan 126 E28</b>
<b>1976</b>	2	2	0	0	0
<b>1977</b>	6413	1577	0	0	0
<b>1978</b>	6958	1243	0	0	0
<b>1979</b>	5091	757	408	812	1
<b>1980</b>	4013	125	6348	22482	887
<b>1981</b>	2774	0	7212	26654	2423
<b>1982</b>	2509	0	8761	23287	3843
<b>1983</b>	2237	0	8568	25229	4302
<b>1984</b>	1476	0	6203	22656	4598
<b>1985</b>	665	0	5496	12835	4601
<b>Total</b>	32138	3704	42996	133955	20655

280E sdn CYP: 1992 – 7,327 (35 LWB)


280TE Wagon CYP: 1992 – 729

Coupe 1971 Right-hand-drive – 245

Convertible 1970 U.S. spec- 249    Convertible SE w/auto 1969 – 33


300

Mercedes-Benz 300 Series Calendar Year Production Chart								
Year	300/b	300/b Conv	300c sdn	300c Conv	300d sdn	300d Conv	300S	300Sc
1951	47	2	0	0	0	0	2	0
1952	2659	262	0	0	0	0	113	0
1953	1776	181	0	0	0	0	353	0
1954	1185	87	0	0	0	0	37	0
1955	547	59	330	3	0	0	55	5
1956	0	0	885	48	0	0	0	140
1957	0	0	217	0	144	0	0	52
1958	0	0	0	0	1165	3	0	3
1959	0	0	0	0	607	23	0	0
1960	0	0	0	0	581	22	0	0
1961	0	0	0	0	535	16	0	0
1962	0	0	0	0	45	1	0	0
<b>Total</b>	6214	591	1432	51	3077	65	560	200



*1955 Mercedes-Benz 300D Cabriolet*

<b>Mercedes-Benz 300 Calendar Year Production Breakdown</b>						
	<b>SL Coupe</b>	<b>SL Roadster</b>	<b>SE Sedan 112/3</b>	<b>SE Cpe &amp; Conv 112/3</b>	<b>SE Long Sedan</b>	<b>SE Sedan 108 IV</b>
<b>1954</b>	146	0	0	0	0	0
<b>1955</b>	867	0	0	0	0	0
<b>1956</b>	311	0	0	0	0	0
<b>1957</b>	76	554	0	0	0	0
<b>1958</b>	0	324	0	0	0	0
<b>1959</b>	0	211	0	0	0	0
<b>1960</b>	0	249	0	0	0	0
<b>1961</b>	0	250	13	0	0	0
<b>1962</b>	0	244	2768	331	1	0
<b>1963</b>	0	26	995	630	387	0
<b>1964</b>	0	0	936	706	751	0
<b>1965</b>	0	0	490	710	407	214
<b>1966</b>	0	0	0	497	0	1989
<b>1967</b>	0	0	0	253	0	534
<b>Total</b>	1400	1858	5202	3127	1546	2737



*1955 Mercedes-Benz 300SL Gullwing Coupe*

<b>Mercedes-Benz 300 Calendar Year Production Breakdown</b>						
	<b>SEL 108 IV</b>	<b>SEL 6.3 109 E63</b>	<b>SEL 6.3 U.S. Sales</b>	<b>SEL 2.8 109 E28</b>	<b>SEL 3.5 109 E35/1</b>	<b>SEL 4.5 109 E45</b>
<b>1965</b>	1	0	0	0	0	0
<b>1966</b>	1404	0	0	0	0	0
<b>1967</b>	964	1	0	37	0	0
<b>1968</b>	0	1094	98	1325	0	0
<b>1969</b>	0	2578	601	1137	158	0
<b>1970</b>	0	1797	642	20	4903	0
<b>1971</b>	0	670	487	0	3225	656
<b>1972</b>	0	386	9	0	1297	1897
<b>1973</b>	0	0	2	0	0	0
<b>Total</b>	2369	6526	1839	2519	9583	2553
<b>Other Statistics:</b>						
1973 U.S. Spec 300SEL 4.5 – 372						

<b>Mercedes-Benz 300 Calendar Year Production Breakdown</b>					
	<b>D Sedan 123 D30</b>	<b>D Turbo 123 D30A</b>	<b>TD Wagon 123 D30</b>	<b>SD Sedan 116D 30A</b>	<b>CD Coupe 123 D30</b>
<b>1975</b>	9	0	0	0	0
<b>1976</b>	28996	0	0	0	0
<b>1977</b>	48605	0	1	51	1078
<b>1978</b>	49908	0	3144	5970	2485
<b>1979</b>	52296	0	11180	13194	1834
<b>1980</b>	50197	0	7523	9419	1770
<b>1981</b>	38858	4505	3308	0	335
<b>1982</b>	30720	20178	3712	0	0
<b>1983</b>	18773	20005	3149	0	0
<b>1984</b>	10920	19673	2823	0	0
<b>1985</b>	2717	10900	2030	0	0
<b>1986</b>	0	0	4	0	0
<b>Total</b>	331999	75261	36874	28634	7502

<b>Mercedes-Benz 300 Calendar Year Production Breakdown</b>				
	<b>CD Turbo Coupe 123 D30A</b>	<b>TD Turbo Wagon 123 D30A</b>	<b>SD Sedan 126 D30A</b>	<b>SDL Sedan 126 D30A</b>
<b>1979</b>	0	2	3	0
<b>1980</b>	0	1852	4857	0
<b>1981</b>	777	6710	16595	0
<b>1982</b>	1985	6302	18122	0
<b>1983</b>	2031	4898	20291	0
<b>1984</b>	1923	4739	12546	0
<b>1985</b>	1291	3713	6311	47
<b>1986</b>	0	3	0	8274
<b>1987</b>	0	0	0	5509
<b>Total</b>	8007	28219	78725	13830



*1979-83 Mercedes-Benz 300TD Wagon*

<b>Mercedes-Benz 300 (124 Series) Calendar Year Production</b>						
	<b>300E</b>	<b>300E-24</b>	<b>300D</b>	<b>300D Turbo</b>	<b>300E 4- Matic</b>	<b>300D 4-Matic</b>
<b>1984</b>	16	0	269	0	0	0
<b>1985</b>	24962	0	15035	16	9	2
<b>1986</b>	45213	0	21732	7254	18	20
<b>1987</b>	39524	0	19765	3960	2050	540
<b>1988</b>	32622	14	15167	4046	2672	542
<b>1989</b>	30811	2377	11393	3636	1914	205
<b>1990</b>	31185	7528	13878	4325	3095	136

<b>1991</b>	26251	6497	15607	5546	2215	40
<b>1992</b>	10817	2884	14183	5119	1233	0
<b>1993</b>	0	0	4348	0	0	0
<b>Total</b>	241401	19300	131377	33902	13206	1485



1991 Mercedes 300E



1992 Mercedes-Benz 300D 2.5 Turbo

<b>Mercedes-Benz 300 (124 Series) Calendar Year Production</b>							
	<b>300D Turbo 4Matic</b>	<b>300TE Wagon</b>	<b>300TE 24V Wagon</b>	<b>300TD Wagon</b>	<b>300TD Turbo Wagon</b>	<b>300TE 4Matic</b>	<b>300TE Turbo 4Matic</b>
<b>1984</b>	0	0	0	0	0	0	0
<b>1985</b>	0	125	0	0	4	3	0
<b>1986</b>	0	3780	0	688	1379	8	2
<b>1987</b>	2	5670	0	3022	2386	1192	297
<b>1988</b>	385	7650	0	2700	1319	2201	552
<b>1989</b>	396	7563	543	2373	957	1574	281
<b>1990</b>	387	5990	2285	3175	1301	2790	267
<b>1991</b>	393	6709	2286	4047	1906	2016	243
<b>1992</b>	299	3928	1168	4733	2425	1262	286
<b>1993</b>	135	0	1168	1161	1312	488	0
<b>1994</b>	175	0	0	0	1087	401	0
<b>Total</b>	2172	41415	7450	21899	14076	11935	1928

<b>Mercedes-Benz 300 (124 Series) Calendar Year Production</b>					
	<b>300TD Turbo Wagon 4Matic</b>	<b>300CE</b>	<b>300CE 24V</b>	<b>300CE Conv</b>	<b>300D 2.5</b>
<b>1984</b>	0	0	0	0	0
<b>1985</b>	0	0	0	0	0
<b>1986</b>	2	5	0	0	0
<b>1987</b>	297	5010	0	0	0
<b>1988</b>	552	13711	14	0	0
<b>1989</b>	281	9957	3165	0	6
<b>1990</b>	267	6143	8927	2	308
<b>1991</b>	243	5299	8461	16	209
<b>1992</b>	286	3361	3896	4469	0
<b>1993</b>	171	0	0	1856	0
<b>1994</b>	175	0	0	0	0
<b>Total</b>	2274	43486	24463	6343	523



1991 Mercedes-Benz 300CE

Mercedes-Benz 300 Calendar Year Production Breakdown						
	SE Sedan 126E 30	SL 107E 30	SL R129	SL 24v R129	SE Sedan 140	SEL Sedan 140
1985	5432	1356	0	0	0	0
1986	18134	4331	0	0	0	0
1987	15104	3261	0	0	0	0
1988	20431	2746	28	27	0	0
1989	20289	2048	1507	407	0	0
1990	21058	0	7902	2236	29	27
1991	4974	0	7833	3115	17340	3657
1992	24099	0	7417	4543	24099	9412
1993	0	0	2297	1692	0	12529
1994	0	0	0	0	0	13485
<b>Total</b>	129521	13742	26984	12020	41468	39110
<b>Other Statistics:</b>						
1992 300SE 2.8 Sedan CYP – 9						
1992 Mercedes-Benz 300SE						

A/B/C 4-door 1951-57 – 7,646  
 Cabriolet 4-door 1953 – 181  
 Cabriolet 4-door 1951-56 – 707      CE 1987-93 – 19,320 (est. 2,400 U.S. spec 1988)  
 CE Cabrio 1993 U.S. spec – 1,000      CE/E Cabrio 1993-95 U.S. spec – 6,400  
 CE 1993 – 400  
 E 1985-93 – 173,240      E 4Matic Sedan/Estate 1988-92 – 15,490  
 S/SC 1951-58 – 760  
 SLR 1955 – 8

**320 Series**

<b>Mercedes-Benz 320 Series Calendar Year Production</b>			
<b>Year</b>	<b>320CE Convertible</b>	<b>320E Sedan</b>	<b>320TE Wagon</b>
<b>1992</b>	599	7446	1709
<b>1993</b>	3685	0	0
<b>1994</b>	2964	0	0

**350 Series:**

<b>Mercedes-Benz 350 Series Calendar Year Production Chart</b>				
<b>Year</b>	<b>350SL</b>	<b>350SLC</b>	<b>350SE</b>	<b>350SEL</b>
<b>1970</b>	3	0	0	0
<b>1971</b>	4802	6	0	0
<b>1972</b>	4778	5562	4353	0
<b>1973</b>	1647	3750	14340	58
<b>1974</b>	574	864	7266	529
<b>1975</b>	390	589	5447	552
<b>1976</b>	540	671	4734	718
<b>1977</b>	650	822	5723	807
<b>1978</b>	743	807	4964	911
<b>1979</b>	934	775	4099	653
<b>1980</b>	243	79	214	38
<b>Total</b>	15304	13925	51140	4266

**380 Series**

<b>Mercedes-Benz 380 Series Calendar Year Production Chart</b>					
<b>Year</b>	<b>380SE</b>	<b>380SEL</b>	<b>380SL</b>	<b>380SLC</b>	<b>380SEC</b>
<b>1979</b>	217	1	0	0	0
<b>1980</b>	7935	1648	3347	1737	3
<b>1981</b>	8603	6726	9470	2052	945
<b>1982</b>	7429	8496	9926	0	4393
<b>1983</b>	8174	6270	11198	0	3829
<b>1984</b>	14618	2016	11115	0	1310
<b>1985</b>	11290	1857	8144	0	787
<b>Total</b>	58266	27014	53200	3789	11267

**400 Series**

<b>Mercedes-Benz 400 Series Calendar Year Production</b>				
<b>Year</b>	<b>400E</b>	<b>400SE</b>	<b>400SEL</b>	<b>Total</b>
<b>1990</b>	0	10	11	21
<b>1991</b>	1155	4650	831	6636
<b>1992</b>	7655	4862	5177	17694
<b>Total</b>	8810	9522	6019	24351





1992 Mercedes-Benz 400SE

**420 Series**

Mercedes-Benz 420 Series Calendar Year Production				
Year	420SE	420SEL	420SL	420SEC
1985	1689	6102	215	273
1986	4181	19238	1003	896
1987	2704	18623	479	714
1988	2368	9467	325	593
1989	1528	9181	126	534
1990	1345	8324	0	451
1991	181	3082	0	219
<b>Total</b>	13996	74017	2148	3680

**450 Series**

Mercedes-Benz 450 Series Calendar Year Production Chart						
Year	450SL	450SLC	450SE	450SEL	450SEL	450SLC
					6.9	5.0
1971	2131	0	0	0	0	0
1972	7473	700	52	24	0	0
1973	8654	5594	13400	6930	0	0
1974	6093	2961	7579	8350	0	0
1975	6011	2993	4672	6167	474	0
1976	6625	3802	5188	9650	1475	0
1977	8110	4569	4223	10042	1798	9
1978	7434	4382	3570	8508	1665	524
1979	8184	4510	2746	8217	1839	937
1980	5583	2228	174	1690	129	816
1981	0	0	0	0	0	483
<b>Total</b>	66298	31739	41604	59578	7380	2769

**U.S. Sales:**

450SEL 6.9: 1977 – 462 1978 – 457 1979 – 576 1980 – 317  
 1981 – 4 Total – 1,816



1972-80 Mercedes-Benz 450SL



1977-81 Mercedes-Benz 450SLC 5.0

**500 Series**

<b>Mercedes-Benz 500 Series Calendar Year Production Chart</b>							
<b>Year</b>	<b>500SE 126E50</b>	<b>500SEL 126E50</b>	<b>500SL 104E50</b>	<b>500SLC 107E50</b>	<b>500SEC 126E50</b>	<b>500SL (R129)</b>	<b>500E (124)</b>
<b>1979</b>	149	2	0	0	0	0	0
<b>1980</b>	5312	2206	501	816	1	0	0
<b>1981</b>	3308	5942	899	483	726	0	0
<b>1982</b>	3349	8966	1297	0	4059	0	0
<b>1983</b>	3646	12095	1563	0	6058	0	0
<b>1984</b>	2790	14808	1563	0	6664	0	0
<b>1985</b>	3194	17251	1793	0	5865	0	0
<b>1986</b>	2351	4032	2719	0	2020	0	0
<b>1987</b>	1722	2163	1192	0	1107	0	0
<b>1988</b>	1895	2087	768	0	1056	31	0
<b>1989</b>	2676	1560	739	0	1062	3413	0
<b>1990</b>	2308	1331	341	0	1067	10649	46
<b>1991</b>	718	244	0	0	499	15053	2566
<b>1992</b>	0	0	0	0	0	9483	4416
<b>Total</b>	33918	73187	13875	1799	30684	39129	6904

**Special Editions/Other Models:**

500SE Calendar Year Production: 1990 – 20 1991 – 3,729 1992 – 4,416

500SEL Calendar Year Production: 1990 – 40 1991 – 8,196 1992 – 12,662

500SEC Coupe Calendar Year Production: 1992 – 189



*1992 Mercedes-Benz 500SEL*



*1991 Mercedes-Benz 500SL Roadster*

**560 Series**

<b>Mercedes-Benz 560 Series Calendar Year Production Chart</b>				
<b>Year</b>	<b>560SEL</b>	<b>560SE Sdn</b>	<b>560SEC</b>	<b>560SL</b>
<b>1985</b>	2097	0	989	3907
<b>1986</b>	16559	0	4745	13788
<b>1987</b>	13494	0	5476	14770
<b>1988</b>	12832	486	5012	11531
<b>1989</b>	12990	428	5299	5351
<b>1990</b>	13728	337	5270	502
<b>1991</b>	3339	1	2138	0
<b>1992</b>	32	0	0	0
<b>Total</b>	30089	1252	28929	49347



*1991 Mercedes-Benz 560SEL*



*1991 Mercedes-Benz 560SEC*

**600**

Limousine CYP:	1963 – 2	1964 – 99
	1965 – 345	1966 – 293
	1967 – 138	1968 – 184
	1969 – 279	1970 – 198
	1971 – 186	1972 – 172
	1973 – 64	1974 – 24
	1975 – 25	1976 – 33
	1977 – 36	1978 – 28
	1979 – 36	1980 – 33
	1981 – 15	



1968 Mercedes-Benz 600 Landaulette

Pullman CYP:	1963 – 1	1964 – 8
	1965 – 63	1966 – 30
	1967 – 21	1968 – 39
	1969 – 57	1970 – 38
	1971 – 51	1972 – 38
	1973 – 18	1974 – 28
	1975 – 17	1976 – 14
	1977 – 19	1978 – 12
	1979 – 17	1980 – 11



Mercedes-Benz 600

4-door 1963-81 – 2,190	600 type (all) 1963-80 – 2,677	
600 Presidential Cabrio – est. 10	600 Pullman 6-door sedan 1963-81 – 487	
600 Pullman Landaulet – 3		
600SL CYP: 1991 – 3	1992 – 2,107	
600SE sdn CYP: 1990 – 3	1991 – 1,590	1992 – 835
600SEL CYP: 1990 – 25	1991 – 7,852	1992 – 7,497
600Sec CYP: 1992 – 307		
S 600 Sedan 1996 – Less than 400 in USA		

**Production**

1946 – 214	1947 – 1,045	1948 – 5,116	1949 – 17,417	1950 – 33,906
1951 – 42,222	1952 – 36,824	1953 – 34,975	1954 – 48,816	1955 – 63,683
1956 – 69,601	1957 – 80,899	1958 – 99,209	1959 – 108,440	1960 – 122,684
1961 – 137,431	1962 – 146,393	1963 – 153,182	1964 – 165,632	1965 – 174,007
1966 – 191,625	1967 – 200,470	1968 – 216,284	1969 – 256,713	1970 – 280,419
1971 – 284,230	1972 – 323,878	1973 – 331,682	1974 – 340,006	1975 – 350,098
1976 – 370,348	1977 – 401,255	1978 – 393,203	1979 – 422,159	1980 – 429,078
1981 – 440,778	1982 – 458,345	1983 – 476,183	1984 – 478,349	1985 – 541,039
1986 – 594,080	1987 – 598,079	1988 – 559,713	1989 – 542,160	1990 – 574,227
1991 – 577,990	1992 – 529,428	1993 – 480,571	1994 – 594,366	

**Mexico Production CYP**

1995 – 814	1996 – 1,043	1997 – 955	1998 – 722	1999 – 190
------------	--------------	------------	------------	------------

**South Africa Production**

1992 – 6,237	1993 – 7,554	1995 – 18,798	1996 – 13,024	1997 – 11,671
1998 – 8,801	1999 – 9,848			

**Brazil Production CYP**

1999 – 14,307
---------------

**Spain Production CYP**

1996 – 5,342	1997 – 13,534	1998 – 14,235	1999 – 14,933
--------------	---------------	---------------	---------------

**USA Sales**

1948 – 1	1949 – 2	1950 – 13	1951 – 18	1952 – 253
1953 – 421	1954 – 636	1955 – 2,041	1956 – 3,101	1957 – 6,039
1958 – 7,404	1959 – 12,071	1960 – 12,254	1961 – 12,625	1962 – 12,947

1963 – 11,688	1964 – 11,867	1965 – 12,117	1966 – 16,162	1967 – 20,691
1968 – 24,553	1969 – 26,193	1970 – 29,108	1971 – 35,192	1972 – 41,556
1973 – 41,865	1974 – 38,170	1975 – 45,159	1976 – 43,205	1977 – 48,872
1978 – 46,695	1979 – 52,820	1980 – 53,790	1981 – 63,059	1982 – 65,963
1983 – 73,692	1984 – 79,222	1985 – 86,903	1986 – 99,314	1987 – 89,918
1988 – 83,727	1989 – 75,714	1990 – 78,375	1991 – 58,868	1992 – 63,312
1993 – 61,899	1994 – 73,002	1995 – 76,752	1996 – 90,844	1997 – 122,265
1998 – 171,750	1999 – 189,437	2000 – 205,614	2001 – 206,638	2002 – 213,225
2003 – 218,717	* Includes 166 Maybach models			
2004 – 221,610	* Includes 244 Maybach models			
C-Class:	1994 – 23,799	1995 – 27,119	1996 – 28,715	1997 – 32,543
	1998 – 34,487	1999 – 29,770	2000 – 34,600	2001 – 51,210
	2002 – 64,025	2003 – 65,982	2004 – 69,251	2005 – 60,658
CL Class:	1999 – 402	2000 – 2,208	2001 – 3,748	2002 – 3,938
	2003 – 3,377	2004 – 2,683	2005 – 1,320	
CLK:	1997 – 1,236	1998 – 11,622	1999 – 16,714	2000 – 17,796
	2001 – 19,423	2002 – 17,251	2003 – 19,230	2004 – 22,556
	2005 – 18,227			
CLS Class:	2005 – 14,835			
E-Class:	1994 – 26,895	1995 – 24,915	1996 – 37,956	1997 – 42,883
	1998 – 47,563	1999 – 50,214	2000 – 49,592	2001 – 44,445
	2002 – 42,598	2003 – 55,683	2004 – 58,954	2005 – 50,383
G-Class:	2001 – 674	2002 – 3,114	2003 – 1,980	2004 – 1,491
	2005 – 1,334			
M Class:	1998 – 43,134	1999 – 45,206	2000 – 52,764	2001 – 45,655
	2002 – 39,680	2003 – 30,018	2004 – 25,681	2005 – 34,959
R-Class:	2005 – 4,959			
S-Class:	1994 – 16,389	1995 – 17,754	1997 – 16,119	1998 – 15,010
	1999 – 28,678	2000 – 30,315	2001 – 25,998	2002 – 21,118
	2003 – 22,940	2004 – 20,460	2005 – 16,036	
SL:	1996 – 6,856	1997 – 8,025	1998 – 7,809	1999 – 7,853
	2000 – 5,409	2001 – 4,217	2002 – 13,717	2003 – 13,318
	2004 – 12,885	2005 – 10,080		
SLK:	1997 – 6,890	1998 – 10,620	1999 – 10,600	2000 – 12,930
	2001 – 11,268	2002 – 7,784	2003 – 6,023	2004 – 7,360
	2005 – 11,278			
SLR McLaren:	2004 – 45	2005 – 200		
<b>World-Wide Sales</b>	1989 – 554,134	1990 – 575,558	1991 – 569,287	1992 – 528,469
	1993 – 514,944	1994 – 598,219	1995 – 590,180	1996 – 644,957
			1997 – 715,055	

## Mercury

<b>BF-X</b>	1965 – 15			
<b>Bobcat</b>	Wagon:	1975 – 13,583	1976 – 18,731	1977 – 13,047
		1979 – 9,119	1980 – 5,547	1978 – 8,840
	Hatchback:	1975 – 20,651	1976 – 28,905	1977 – 18,405
		1979 – 35,667	1980 – 28,103	1978 – 23,428
<b>Capri</b>	1982 – 36,134	1983 – 25,376	1984 – 20,642	1985 – 18,657
	ASC Convertible:	1984 – 50	1985 – 186	1986 – 197
	ASC Coupe:	1984 – 10	1985 – 150	1986 – 115
	Black Magic:	1981 – 4,013	1982 – 1,379	1983 – 469

White Magic: 1981 – 575 1982 – 348  
 USA Sales: 1991 – 19,047 1993 – 9,723  
 1980 Ghia – 7,975 1981 GS – 7,160 1983 RS Turbo – 381  
 1983 Crimson Cat – 805 1984 RS Turbo – 1,321 1986 5.0 Litre V-8 – 3,303  
 ASC EuroCoupe 1986 – 225 ASC/McLaren Coupe 1986 – 678  
 ASC/McLaren Convertible 1986 – 255  
**Australian-built Capri**  
 1992 U.S. Spec – 12,557 1993 U.S. Spec – 9,723

**Comet**

<b>Mercury Comet Production Table</b>			
<b>Year</b>	<b>4-door</b>	<b>2-door</b>	<b>Total</b>
1971	28116	54884	83000
1972	29092	53267	82359
1973	28984	55707	84691
1974	60944	64751	125695
1975	31080	22768	53848
1976	21006	15068	36074
1977	12436	9109	21545
<b>Total</b>	<b>211658</b>	<b>275554</b>	<b>487212</b>

Caliente Convertible: 1964 – 9,039 1965 – 6,035 1966 – 3,922 1967 – 1,539  
 Cyclone: 1964 – 7,454 1965 – 12,347  
 Custom Convertible: 1963 – 7,354  
 S-22 Convertible: 1963 – 5,757  
 Convertible (Base model Mercury): 1946 – 6,044 1947 – 10,221 1948 – 7,586  
 1949 – 16,765 1950 – 8,341 1951 – 6,759

**Cougar**

<b>Mercury Cougar Production</b>					
	<b>Coupe</b>	<b>XR7</b>	<b>Convertible</b>	<b>XR7 Convertible</b>	<b>Sedan</b>
<b>1967</b>	116260	27221	0	0	0
<b>1968</b>	81014	32712	0	0	0
<b>1969</b>	66331	23918	5796	4024	0
<b>1970</b>	49479	18565	2322	1977	0
<b>1971</b>	34008	25416	1723	1717	0
<b>1972</b>	23731	26802	1240	1929	0
<b>1973</b>	21069	35110	0	0	0
<b>1974</b>	0	91670	0	0	0
<b>1975</b>	0	62987	0	0	0
<b>1976</b>	0	83765	0	0	0
<b>1977</b>	See Below	124799	0	0	See Below
<b>1978</b>	21398	166508	0	0	25364
<b>1979</b>	2831	163716	0	0	5605
<b>1980</b>	0	58028	0	0	0
<b>1981</b>	10793	37275	0	0	42860
<b>1982</b>	6984	16867	0	0	30672
<b>1983</b>	75743		0	0	0
<b>1984</b>		131190	0	0	0
<b>1985</b>		117274	0	0	0
<b>1986</b>		135909	0	0	0
<b>1987</b>	89569	14957	0	0	0

<b>1988</b>	104674	14488	0	0	0
<b>1989</b>	92163	5149	0	0	0
<b>1990</b>	76174	5246	0	0	0
<b>1991</b>	59329	3104	0	0	0
<b>1992</b>	47821	1433	0	0	0
<b>1993</b>	0	81450	0	0	0
<b>1994</b>	0	75792	0	0	0

Other Models:



1968 Mercury Cougar



1971 Mercury Cougar Convertible

1967 GT – 7,412
1967 Hardtop Coupe with Bench Seat – 7,412
1968 Hardtop Coupe with Bench Seat – 2,677
1968 GTE – 338
1968 XR-7 G - 741
1969 Hardtop Coupe with Bench Seat – 1,615
1969 Eliminator – 2,411
1969 XR7 Convertible 428 CJ with Ram Air – 48 (Some sources suggest 47)
1971 Hardtop Coupe Standard GT – 721
1977 base 4-door – 15,256    1977 Brougham 4-door – 16,946
1977 base Coupe – 15,910    1977 Brougham Coupe – 8,392
1977 base wagon – 4,951    1977 Villager Wagon – 8,569
1982 Wagon – 19,294
1987 20 <sup>th</sup> Anniversary Edition – 5,000
1989 XR-7 with Manual Transmission – 2,101 (2,679 with auto)
1990 XR-7 with Manual Transmission – 723 (3,333 with auto)
1992 25 <sup>th</sup> Anniversary – est. 4,800
2000 Cougar painted Zinc Yellow – 500
* Includes XR-7 Models

<u>U.S. Sales:</u>	1995 – 53,387	1996 – 36,015	1997 – 31,221	1998 – 35,465
	1999 – 56,831	2000 – 40,343	2001 – 29,487	2002 – 19,345
	2003 – 2,024			

**Cycl one**

<b>Mercury Comet Cyclone/Cyclone Production Table 1964-67</b>				
	<b>1964</b>	<b>1965</b>	<b>1966</b>	<b>1967</b>
<b>Hardtop Coupe</b>	7454	12347	6889	2682
<b>GT Hardtop Coupe</b>	0	0	13812	3419
<b>Convertible</b>	0	0	1305	431
<b>GT Convertible</b>	0	0	2158	378
<b>Total</b>	7454	12347	24164	6910
Other Statistics:				
1966 GT Indy 500 Pace Car – 100				

**Mercury Cyclone Production Table 1968-71**

	1968	1969	1970	1971
<b>Fastback HT Coupe</b>	6165	5882	0	444
<b>GT Fastback HT Coupe</b>	6105	0	0	2287
<b>Hardtop Coupe</b>	1034	0	1695	0
<b>GT Hardtop Coupe</b>	334	0	10170	0
<b>CJ Fastback</b>	0	3261	0	0
<b>Spoiler Hardtop Coupe</b>	0	0	1631	353
<b>Totals</b>	13638	9143	13496	3084

Other Statistics:

1969 II NASCAR Edition – 259



1969 Mercury Cyclone CJ

## Grand Marquis

Mercury Grand Marquis Production Table						
	1975	1976	1977	1978	1979	1980
<b>4-door Sedan</b>	19667	17650	31231	37753	32349	15995
<b>Hardtop Coupe</b>	7125	9207	13445	15624	11066	3434
<b>Total</b>	26792	26857	44676	53377	43415	19429

Mercury Grand Marquis Production Table						
	1981	1982	1983	1984	1985	1986
<b>2-door Sedan</b>	4268	6149	11117	13657	10900	5610
<b>4-door Sedan</b>	23780	32918	72207	117739	136239	93919
<b>Wagon</b>	0	0	12394	17421	14119	9891
<b>Total</b>	28048	39067	95718	148817	161258	109420

Mercury Grand Marquis Production Table						
	1987	1988	1989	1990	1991	1992
<b>2-door</b>	4904	0	0	0	0	0
<b>4-door</b>	115599	111611	130248	72945	79329	163262
<b>Wagon</b>	10691	9456	8665	4450	3104	0
<b>Total</b>	131194	121067	138913	77395	82433	163262

U.S. Sales:                    1995 – 90,367    1996 – 99,770    1997 – 112,311  
    1998 – 114,162    1999 – 122,776    2000 – 122,572  
    2001 – 112,034    2002 – 80,271    2003 – 86,986 \*  
    2004 – 79,329 \*    2005 – 64,716

\* Includes Marauder

## LN7

1982 – 35,147    1983 – 4,528

## Lynx

<b>Mercury Lynx Production Breakdown 1981-1987</b>						
	<b>1981</b>	<b>1982</b>	<b>1983</b>	<b>1984</b>	<b>1985</b>	<b>1985 ½</b>
<b>3-door Hatchback</b>	72786	54611	40142	38208	26653	20515
<b>5-door Hatchback</b>	39192	40713	28461	21090	11658	11297
<b>5-door Wagon</b>	0	23835	19192	16142	7948	6721
<b>Total</b>	111978	119159	87795	75440	46259	38533
Other Statistics:						
1986 3-door Hatchback – 45,880						
1986 5-door Hatchback – 26,512						
1986 5-door Wagon – 13,580						
1987 3-door Hatchback – 20,930						
1987 5-door Hatchback – 12,124						
1987 5-door Wagon – 6,985						

**Mariner**

U.S. Sales: 2004 – 7,171 2005 – 34,099

**Marauder**

Hardtop Coupe: 1969 – 9,031 1970 – 3,397  
 X-100: 1969 – 5,635 1970 – 2,646

2003 – Black – 7,094, 328 Blue, 417 Silver

**Marquis**

<b>Mercury Marquis Production 1967-1971</b>					
	<b>1967</b>	<b>1968</b>	<b>1969</b>	<b>1970</b>	<b>1971</b>
<b>Hardtop Coupe</b>	6510	3965	9907	6229	7726
<b>4-door Sedan</b>	0	0	16787	14394	16030
<b>Brougham 4-door</b>	0	0	14601	14920	25790
<b>Convertible</b>	0	0	2319	1233	0
<b>Brougham Coupe</b>	0	0	8395	7113	14570
<b>Hardtop Sedan</b>	0	0	14423	8411	5491
<b>Brougham HT Sdn</b>	0	0	14966	11623	13781
<b>Colony Park Wagon</b>	0	0	25604	19204	20004
<b>Base Wagon</b>	0	0	0	0	2158
<b>Total</b>	6510	3965	107002	83127	105550

<b>Mercury Marquis Production 1972-1976</b>					
	<b>1972</b>	<b>1973</b>	<b>1974</b>	<b>1975</b>	<b>1976</b>
<b>Hardtop Coupe</b>	5507	5973	2633	6807	10450
<b>4-door Sedan</b>	14122	15250	6910	20058	28212
<b>Brougham 4-door</b>	38242	46624	24477	19667	22411
<b>Brougham Coupe</b>	20064	22770	10207	7125	10431
<b>Hardtop Sedan</b>	1583	2185	784	0	0
<b>Brougham HT Sdn</b>	12841	10613	4189	0	0
<b>Colony Park Wagon</b>	20192	23283	10802	11652	15114
<b>Base Wagon</b>	2085	2464	1111	1904	2493
<b>Total</b>	114636	129162	61113	67213	89111



<b>Mercury Marquis Production 1977-1981</b>					
	<b>1977</b>	<b>1978</b>	<b>1979</b>	<b>1980</b>	<b>1981</b>
<b>4-door Sedan</b>	36103	11176	32289	13018	10392
<b>2-door Coupe</b>	13242	27793	10035	2521	0
<b>Brougham Sedan</b>	29411	26030	24682	8819	11744
<b>Brougham Coupe</b>	12237	10368	10627	2353	2942
<b>Wagon</b>	20363	16883	5994	2407	2219
<b>Colony Park Wagon</b>	0	0	13758	5781	6293
<b>Total</b>	111356	92250	97385	34899	33590

<b>Mercury Marquis Production 1982-1986</b>					
	<b>1982</b>	<b>1983</b>	<b>1984</b>	<b>1985</b>	<b>1986</b>
<b>Brougham 2-door</b>	2833	0	0	0	0
<b>4-door Sedan</b>	9454	50169	91808	91465	24121
<b>Brougham 4-door</b>	15312				
<b>Wagon</b>	2487	17189	16004	12733	4461
<b>Colony Park Wagon</b>	8004				
<b>Total</b>	38090	67358	107812	104198	28582

**Milan**

U.S. Sales: 2005 – 5,321

**Monarch**

<b>Mercury Monarch Production Table 1975-1980</b>						
	<b>1975</b>	<b>1976</b>	<b>1977</b>	<b>1978</b>	<b>1979</b>	<b>1980</b>
<b>2-door</b>	29151	47466	44509	38939	28285	8772
<b>4-door</b>	34307	56351	55952	52775	47594	21746
<b>2-door Ghia</b>	17755	14950	11051	0	0	0
<b>4d Ghia/Grand</b>	22723	27056	16545	0	0	0
<b>Total</b>	<b>103936</b>	<b>145823</b>	<b>128057</b>	<b>91714</b>	<b>75879</b>	<b>30518</b>

**Montclair**

<b>Mercury Montclair Production Table 1964-1968</b>					
	<b>1964</b>	<b>1965</b>	<b>1966</b>	<b>1967</b>	<b>1968</b>
<b>4-door Sedan</b>	15520	0	11856	5783	7255
<b>Hardtop Coupe</b>	2329	9645	11290	4118	3497
<b>Marauder HT Coupe</b>	6459	0	0	0	0
<b>Marauder HT Sedan</b>	8655	0	0	0	0
<b>Breezeway Sedan</b>	0	18924	0	4151	0
<b>Hardtop Sedan</b>	0	16977	15767	5870	4008
<b>Total</b>	32963	45546	38913	19922	14760

Sun Valley Hardtop Coupe 1955 – 1,787  
 Turnpike Cruiser Hardtop Coupe 1958 – 2,864  
 Turnpike Cruiser Hardtop Sedan 1958 – 3,543

**Montego**

<b>Mercury Montego Production Table 1969-1976</b>								
	<b>1969</b>	<b>1970</b>	<b>1971</b>	<b>1972</b>	<b>1973</b>	<b>1974</b>	<b>1975</b>	<b>1976</b>
<b>Base 4-door</b>	21950	13988	5718	8658	7459	5674	4142	3403
<b>Base Coupe</b>	17785	21298	9623	9963	7082	7645	4051	2287
<b>MX Wagon</b>	10590	5094	3698	6268	7012	4085	4508	5012
<b>MX 4-door</b>	16148	16708	13559	23387	25300	19446	16033	12666

<b>MX Brougham 4-door</b>	1590	3315	1565	17540	24329	13467	8235	5043
<b>MX Brougham HT Sedan</b>	0	3685	1156	0	0	0	0	0
<b>MX Coupe</b>	23160	15533	13719	25802	27812	20957	13666	12367
<b>MX Brougham Coupe</b>	1226	8074	2851	28417	40951	20511	8791	3905
<b>MX Convertible</b>	1725	0	0	0	0	0	0	0
<b>MX Brougham Wagon</b>	0	2682	0	0	0	0	0	0
<b>MX Villager Wagon</b>	0	0	2121	9237	12396	6234	5754	6412
<b>GT Fastback</b>	0	0	0	5820	4464	0	0	0
Other Models:								
1968 base 4-door sedan – 18,492    1968 base hardtop Coupe – 15,002								
1968 MX Wagon – 9,328    1968 MX 4-door sedan – 18,413								
1968 MX Hardtop Coupe – 25,827								
1968 MX Convertible – 3,248 (2,286 with bench seat, 962 with bucket seats)								
1970-71 Wagon “woody” – 4,803								
1970 MX 2-door HT with bucket seats – 571								

U.S. Sales:        2004 – 2,974        2005 – 27,007

## Monterey

<b>Mercury Monterey Production 1963-68</b>						
	<b>1963</b>	<b>1964</b>	<b>1965</b>	<b>1966</b>	<b>1967</b>	<b>1968</b>
<b>4-door Sedan</b>	18177	20234	23363	18998	15177	30727
<b>2-door Sedan</b>	4640	3932	5775	2487	0	0
<b>Hardtop Coupe</b>	3879	2926	16857	19103	16910	18845
<b>Hardtop Sedan</b>	1692	0	10047	7647	8013	8927
<b>Convertible</b>	0	2592	4762	3279	2673	1515
<b>Breezeway 4-door Sedan</b>	0	0	19569	14174	5910	0
<b>Custom 4-door</b>	39542	0	0	0	0	0
<b>Custom Hardtop Coupe</b>	10693	0	0	0	0	0
<b>Custom Hardtop Sedan</b>	8604	0	0	0	0	0
<b>Custom Convertible</b>	3783	0	0	0	0	0
<b>Total</b>	91010	29684	80373	65688	48683	60014
Other Statistics:						
1968 2-door Hardop w/woodgrain paneling – 1						

<b>Mercury Monterey Production 1969-74</b>						
	<b>1969</b>	<b>1970</b>	<b>1971</b>	<b>1972</b>	<b>1973</b>	<b>1974</b>
<b>4-door Sedan</b>	23009	29432	22744	19012	16622	6185
<b>Convertible</b>	1297	581	0	0	0	0
<b>Coupe</b>	9865	9359	9099	6731	6452	2003
<b>Hardtop Sedan</b>	6066	5032	2483	1416	0	0
<b>Wagon</b>	5844	5157	4160	4644	4275	1669
<b>Custom 4-door Sedan</b>	7103	4823	12411	16879	20873	13113

<b>Custom Coupe</b>	2898	1357	4508	5910	6962	4510
<b>Custom Hardtop Sedan</b>	2827	1194	1397	1583	0	0
<b>Custom Wagon</b>	1920	0	0	0	0	0
<b>Total</b>	60829	56935	56802	56175	55184	27480

Convertible:            1952 – 5,261      1953 – 8,463      1954 – 7,293  
                                  1957 – 5,033      1958 – 844        1959 – 4,426  
                                  1960 – 6,062      1961 – 7,053      1962 – 5,489

Sun Valley Hardtop Coupe 1954 – 9,761

U.S. Sales:        2003 – 2,213      2004 – 17,407      2005 – 8,166

**Mountaineer**

U.S. Sales:        1996 – 26,700      1997 – 45,363      1998 – 47,595      1998 – 49,281  
                                  1999 – 49,281      2000 – 46,547      2001 – 45,574      2002 – 48,144  
                                  2003 – 49,692      2004 – 43,916      2005 – 32,491

**Mystique**

U.S. Sales:        1995 – 62,609      1996 – 57,102      1997 – 54,598      1998 – 38,274  
                                  1999 – 39,531      2000 – 16,208

**Park Lane**

<b>Mercury Park Lane Production 1964-1968</b>					
	<b>1964</b>	<b>1965</b>	<b>1966</b>	<b>1967</b>	<b>1968</b>
<b>4-door Sedan</b>	6230	0	0	0	6408
<b>Hardtop Coupe</b>	1786	6853	8354	2196	2584
<b>Hardtop Sedan</b>	2402	14211	19204	5412	10390
<b>Convertible</b>	1967	3006	2546	1191	1112
<b>Marauder Cpe</b>	1052	0	0	0	0
<b>Marauder Sedan</b>	4505	0	0	0	0
<b>Breezeway Sedan</b>	0	8335	8696	4163	0
<b>Breezeway Brougham Sedan</b>	0	0	0	3325	0
<b>Breezeway HT Sdn</b>	0	0	0	4189	0
<b>Total</b>	17942	32405	38800	20476	20494
Other Statistics:					
1968 Convertible w/Colony Park Paneling that exist – est. 15					

Coupe (incl. Cruiser & Phaeton):    1958 – 3,158      1959 – 4,060      1960 – 2,974

**Pickup**

Canadian model:  
 1946 – 4,817      1947 – 8,099      1948 – 1,0073      1949 – 11,984      1950 – 12,116  
 1951 – 12,092      1952 – 12,676      1953 – 10,363      1954 – 6,204      1955 – 4,315  
 1956 – 6,959      1957 – 6,523      1958 – 3,814      1959 – 5,380      1960 – 5,381  
 1961 – 4,940      1962 – 8,060      1968 – 290 estimated

**Sable**

4-door Sedan:    1986 – 71,707      1987 – 91,001      1988 – 94,694      1989 – 102,571  
                                  1990 – 80,423      1991 – 77,471      1992 – 104,054      1993 – 114,457  
                                  1994 – 98,536  
 Wagon:            1986 – 23,931      1987 – 30,312      1988 – 26,591      1989 – 28,086  
                                  1990 – 23,326      1991 – 18,805      1992 – 23,476      1993 – 22,876  
                                  1994 – 17,915

U.S. Sales:      1995 – 102,565    1996 – 114,164    1997 – 123,238    1998 – 100,367  
                          1999 – 101,120    2000 – 103,030    2001 – 102,646    2002 – 98,998  
                          2003 – 61,342    2004 – 42,737    2005 – 24,149

**S-55**                      Convertible:    1962 – 1,315    1963 – 1,379    1955 – 669    1967 – 145  
                          Coupe:            1966 – 2,916    1967 – 570

**Sportsman**            1946 – 205

**Sun Valley**            1954 – 9,761    1955 – 1,787

**Topaz**

Mercury Topaz Production Table			
Year	2-door	4-door	Total
1984	32749	96505	129254
1985	18990	82366	101356
1986	15757	62640	78397
1987	19738	78692	98430
1988	16001	95885	111886
1989	10015	118120	128135
1990	2512	104367	106879
1991	2789	77663	80452
1992	20567	80655	101222
1993	20400	78305	98705
1994	12344	69615	81959
<b>Total</b>	<b>171862</b>	<b>944813</b>	<b>1116675</b>

**Tracer**                      Sedan:            1991 – 59,825    1992 – 21,060    1993 – 53,985    1994 – 31,632  
                          Wagon:            1991 – 13,999    1992 – 4,660    1993 – 24,162    1994 – 14,701  
                          U.S. Sales:    1995 – 51,988    1996 – 47,797    1997 – 43,589    1998 – 33,077  
                                               1999 – 23,146

**Turnpike Cruiser**    1957:    htp cpe – 7,291    htp sdn- 8,305    convertible – 1,265

**Villager**                      U.S. Sales:    1995 – 75,052    1996 – 65,587    1997 – 58,585    1998 – 38,495  
                                               1999 – 45,315    2000 – 30,443    2001 – 22,046    2002 – 16,442

**Zephyr**

Mercury Zephyr Production Table				
Year	4-door	2-door	Z-7	Wagon
<b>1978</b>	47334	27673	44569	32596
<b>1979</b>	41316	15920	42923	25218
<b>1980</b>	40399	10977	19486	20341
<b>1981</b>	34334	5814	10078	16283
<b>1982</b>	31698	0	7394	0
<b>1983</b>	21732	0	3471	0
<b>Total</b>	<b>216813</b>	<b>60384</b>	<b>127914</b>	<b>94438</b>

**U.S. Sales**                      1996 – 478,639    1997 – 468,905    1999 – 438,000    2000 – 359,143

2001 – 311,787    2002 – 263,200    2003 – 202,257    2004 – 193,534  
 2005 – 195,949

## Merkur

### **XR4ti**

1987 USA sales – 9,123  
 CYP:    1984 – 871    1985 – 16,482  
           1986 – 12,921    1987 – 8,146  
           1988 – 6,968



*1987 Merkur XR4ti*

### **USA Sales**

1985 – 8,974    1986 – 14,315    1987 – 14,301  
 1988 – 15,261    1989 – 8,765    1990 – 2,622



*1988 Merkur Scorpio*

## Messerschmitt

### **KR175**

1953-55 – est. 6,000

### **KR200**

1955-64 – est. 25,000

### **TG500 Tiger**

1957-61 – est. 400

## MG

### PRE WAR:

### **M-Type Midget**

1928-32 – 3,235

### **J-Type Midget**

1932-34 (J1) – 380    J2 – 2,083    J3 1932-33 – 22    J4 1933 – 9

### **K3 Midget**

1932-34 – 33

### **PA**

1934-35 – 1,973

### **PB**

Airline Coupe 1934-36 – 14

### **PB**

1935-36 – 526

### **Q-Type**

1934-35 – 8

### **R-Type**

1935 – 10

### **TA**

1936-39 – 3,003

### **TB**

1939 – 379

### **WA**

c1936 – 369



*1962 MG A Roadster*

### POST WAR:

### **A**

1955-59 – 58,750    Twin Cam 1958-60 – 2,111

1600 Roadster 1959-61 – 28,730

1600 Coupe 1959-61 – 2,771    1600 Mark II 1961-62 – 8,719

### **B**

MGB CYP:    1962 – 4,518    1963 – 23,308    1964 – 26,542    1965 – 24,179

                  1966 – 22,675    1967 – 15,128    1968 – 17,355    1969 – 19,050

                  1970 – 23,644    1971 – 22,444    1972 – 26,192    1973 – 19,565

                  1974 – 18,966    1975 – 19,966    1976 – 25,860    1977 – 24,490

                  1978 – 22,006    1979 – 19,897    1980 – 11,004

MGB V-8 CYP: 1972 – 3    1973 – 1,069    1974 – 854    1975 – 489

	1976 – 176			
MGB GT CYP:	1965 – 524	1966 – 10,241	1967 – 11,396	1968 – 8,352
	1969 – 12,212	1970 – 12,462	1971 – 12,110	1972 – 13,174
	1973 – 10,218	1974 – 9,581	1975 – 4,609	1976 – 3,698
	1977 – 4,191	1978 – 5,658	1979 – 3,473	1980 – 3,424

MGB Mark II w/automatic transmission – estimated 5,000 (offered 1967-73)  
 1962-67 – 115,898      B GT 1965-67 – 21,835      B Mark II 1967-71 – 218,870  
 B GT Mark II 1967-71 – 91,207      B Mark II 1967-80 – 375,147  
 GT V-8 1973-76 – 2,591      1980 Limited Roadster (bronze) – 420  
 1980 Limited Coupe (pewter) – 580  
 B (Australian) – 9,090 built 1963-72 (228 w/auto)  
 Jubilee 1975 – 750      GT Special 1967 – 1,000  
 GT Mark II 1967-69 – 16,943      GT Mark II BL – 59,459  
 GT Mark II rubber nose – 27,045

U.S. Sales:      1980 – 11,824      1981 – 3,452

<b>C</b>	MGC CYP:	1967 – 189	1968 – 2,566	1969 – 1,789
	MGC/GT CYP:	1967 – 41	1968 – 2,462	1969 – 1,954
		1967-69 – 4,542	GT 1967-69 – 4,457	Sebring Aluminum Body – 6

**F**      Calendar Year Production: 1995 – 2,323      1996 est. – 16,476

**L-Type Magna**      c1930s – 575

**Maestro**      1600 1983-84 – 2,500      2.0 Efi 1984-91 – 5,740      Turbo 1989-91 – 3,500  
 “R” Series 1600 – 12,398      “S” Series 1600 – 2,762  
 1988 Turbo – 505

- 49 Black
- 215 Red
- 92 White
- 149 British Racing Green

**Magnette**      ZA Sedan 1953-56 – 18,076      ZB 1956-58 – 18,524  
 III 1959-61 – 16,676      IV 1961-68 – 14,320

**Metro**      1982-90 (excl. Turbo) – 37,500      Turbo 1983-89 – 29,610      6R4 1984 – 200

**Midget**      I 1961-62 – 16,080      II 1962-64 – 9,601      II 1964-66 – 26,601  
 III 1966-69 – 22,415      III 1969-74 – 77,831  
 III Chrome bumpers 1966-74 – 100,345  
 III Black bumpers 1974-79 – 73,899  
 Australian Assembled 1966-71 – 1,184

Year Breakdown:  
 1961 – 7,656      1962 – 9,906      1963 – 7,625      1964 – 11,450      1965 – 9,162  
 1966 – 6,842      1967 – 8,330      1968 – 7,372      1969 – 13,085      1970 – 14,811  
 1971 – 16,410

U.S. Sales:      1980 – 1,906      1981 – 260

**Montego**      2.0 Efi 1984-91 – 57,900      Turbo 1985-91 – 23,000

**RV8**      1993 – 266      1994 – 821      1995 – 934

**TC**      1945-49 – 10,000

<b>TD</b>	1949-53 – 29,664				
<b>TF</b>	CYP: 2003 – 14,080 2004 – 10,936				
<b>TF 1250</b>	1953-54 – 6,200				
<b>TF 1500</b>	1954-55 – 3,400				
<b>XPower</b>	CYP: 2003 – 27 2004 – 69				
<b>Y-Series</b>	YA Sedan 1947-51 – 6,158 YB Sedan 1951-53 – 1,301 YT Tourer 1948-50 – 877				
<b>ZR</b>	CYP: 2003 – 22,721 2004 – 19,614				
<b>ZS</b>	CYP: 2003 – 6,444 2004 – 5,766				
<b>ZT</b>	CYP: 2003 – 7,997 2004 – 6,846				
<b>1100 Sedan</b>	1962-68 – 124,860 1962-71 (from MG Webring) – 116,827				
<b>1300</b>	2-door/4-door: 1967-73 – 32,549 1968-71 (from MG Webring) – 26,240				
<b>Production</b>	1987 – 27,216 1988 – est. 14,551 2003 – 51,269 2004 – 43,231				
<b>U.S. Sales</b>	1972 – 30,963	1973 – 31,703	1974 – 25,015	1975 – 27,946	1976 – 28,436
	1977 – 34,794	1978 – 26,656	1979 – 26,025	1980 – 13,730	1981 – 3,712

## Midas

<b>Bronze</b>	1978-88 – 350				
<b>Gold</b>	1985-89 – 150 (15 Cabriolet 1987-89)				
<b>Production</b>	1987 – 17	1988 – 30	1989 – est. 25		

## MiddleBridge

<b>Scimitar</b>	Total – 77 (73 RHD)	<i>for more Scimitar figures, see Reliant Scimitar</i>
-----------------	---------------------	--

## Mini

Mini Production Breakdown	
850 Saloon 1969-80 – 407,670	1000 1969-92 – 1,439,819
Clubman Saloon 1969-80 – 275,583	Clubman Estate 1969-80 – 197,606
1275GT Saloon 1969-80 – 110,673	1100 Special Edition 1977-81 – 78,853
1300 Saloon 1977-79 – 21,360	Sprite/Mayfair 1992-2000 – 35,423
Cooper Comm. 1989 – 1,650	Cooper carb. 1990-91 – 19,899
Cooper 1.3i 1991-96 – 60,933	Cabriolet (LAMM) 1991 – 75
Cabriolet Rover 1993-94 – 414	Van 850 1969-83 – 94,899

Van 1000 1969-83 – 82,256	Pick-up 850 1969-80 – 12,130
Pick-up 1000 1969-83 – 15,397	Moke (Australia) 1966-81 – 26,142
Moke (Portugal) 1980-93 – 9,277	
<b>Special Editions/Other Statistics:</b>	
1983 Mini Sprite – 5,000 (includes 2,500 UK spec)	
1985 Mini Ritz – 2,200 UK Spec + 1,525 exports	
1986 Mini Chelsea – 1,500 UK Spec	
1986 Mini Piccadilly – 2,500 UK Spec	
1987 Mini Park Lane – 1,500 UK Spec + 2,500 exports	
1987 Mini Advantage – 2,500 UK Spec + 2,175 exports	

Mini U.S. Sales					
Year	Total	Cooper	Cooper S	Cooper Convertible	Cooper S Convertible
2002	24590	13903	10687	0	0
2003	36010	19592	15418	0	0
2004	36032	16250	15145	2522	2115
2005	40820	12354	16764	5402	6300

## Minijem

**Production** 1966-74 – estimated 250

## Mitsubishi

**Chariot** CYP: 1995 – 44,407

**Diamante** U.S. Sales: 1998 – 8,563 1999 – 9,921  
 2000 – 9,217 2001 – 19,301  
 2002 – 14,352 2003 – 9,174 2004 – 4,379

**Eclipse** U.S. Sales: 1993 – 57,083 1998 – 57,955  
 1998 Coupe – 45,619 1998 Spyder – 12,336  
 1999 Coupe – 53,123 1999 Spyder – 8,751  
 2000 Coupe – 57,349 2000 Spyder – 13,958  
 2001 Spyder – 17,134 2002 Spyder – 17,850  
 2003 Coupe – 27,897 2004 Coupe – 12,012  
 2003 Spyder – 10,978 2004 Spyder – 7,349

**Endeavor** U.S. Sales: 2003 – 32,054 2004 – 22,433


**FTO** 1995 – 9,741 1996 – 2,928 1997 – 1,960 1998 – 1,033  
 1999 – 616 2000 – 160

**Galant** VR-4: 1991 – 2,000 1992 – 1,000  
U.S. Sales: 1998 – 44,201 1999 – 74,782





		2000 – 96,452	2001 – 93,878		
		2002 – 97,343	2003 – 65,141		
		2004 – 43,491			
<b>GTO</b>	CYP:	1995 – 10,363			
<b>Lancer</b>	AUS Sales:	1994 – 12,098	1995 – 12,091	1996 – 9,637	<i>1992 Mitsubishi Galant VR-4</i>
	U.S. Sales:	2002 – 69,007	2003 – 43,083	2004 – 35,005	
	Evolution U.S. Sales:		2003 – 4,949	2004 – 4,497	
	Sportback U.S. Sales:		2003 – 127	2004 – 2,204	
<b>Magna/Verada</b>	AUS Sales:	1994 – 40,473	1995 – 33,215	1996 – 32,387	
<b>Mighty Max</b>	<u>U.S. Sales:</u>	1983 – 7,691	1984 – 14,945	1985 – 24,032	1986 – 28,307
<b>Minica</b>	Town Bee Blue:	1998 – est 1,000	CYP: 1995 – 99,862	1996 est. – 105,000	
<b>Mirage</b>	<u>U.S. Sales:</u>	1990 – 36,108	2000 – 39,726	2001 – 6,919	
		1998 2-door – 10,340	4-door – 22,732		
		1999 2-door – 13,975	4-door – 33,161		
<b>Model A</b>		1917 – estimated 20			
<b>Montero</b>	<u>U.S. Sales:</u>	1983 – 1,612	1984 – 2,673	1985 – 2,707	1986 – 6,672
		1995 – 17,747	1996 – 12,083	1998 – 4,120	1999 – 5,115
		2000 – 21,578	2001 – 24,802	2002 – 19,181	2003 – 8,839
		2004 – 5,181			
<b>Montero Sport</b>	<u>U.S. Sales:</u>	1997 – 31,659	1998 – 38,439	1999 – 59,007	2000 – 66,375
		2001 – 61,093	2002 – 54,922	2003 – 20,306	2004 – 6,954
<b>Outlander</b>	<u>U.S. Sales:</u>	2002 – 11,346	2003 – 34,088	2004 – 18,104	
<b>Pajero</b>	AUS Sales:	1994 – 7,874	1995 – 6,237	1996 – 5,195	
<b>3000GT</b>					

Mitsubishi 3000GT Sales in United States				
	Base	SL	VR4	Total
<b>1991</b>	151	6015	3646	9812
<b>1992</b>	1313	6877	4853	13043
<b>1993</b>	5314	4271	2550	12715
<b>1994</b>	8812	5570	1591	15973
<b>1995</b>	9102	4167	1263	14532
<b>1996</b>	3184	835	880	4307
<b>1997</b>	3810	1553	646	6009
<b>1998</b>	1427	1036	156	2619
<b>1999</b>	289	192	45	526
<b>Total</b>	33402	30516	15630	79536
<b>Other Models:</b>				
1996 Spyder VR-4 – 144				
				
<i>1991 Mitsubishi 3000GT VR-4</i>				

**USA Sales**

1982 – 5,260      1983 – 41,994  
 1984 – 56,741      1985 – 76,453  
 1986 – 84,418      1987 – 119,816  
 1988 – 113,492      1989 – 150,476  
 1990 – 99,630\*      1991 – 190,801  
 1992 – 155,580      1993 – 168,202  
 1994 – 201,004      1995 – 198,059  
 1996 – 187,126      1997 – 189,163  
 1998 – 190,515      1999 – 261,254  
 2000 – 314,417      2001 – 322,393  
 2002 – 345,111      2003 – 256,809  
 Not including domestic built models



*1988 Mitsubishi Galant Sigma*

**Production** (Netherlands):      1995 – 20,879      1996 – 44,491      1997 – 82,255

**Monica**

**Sedan**      1971-75 – estimated 35

## Monteverdi

**Berlinetta** Total – 2

**Hai** 1970-77 – 4 (3 remain in Monteverdi Museum)

**Range Rover** 4-door – 300

**Sierra** 4-door 1975-77 – 5      Sierra Convertible 1979 – 2

**375L** High Speed Coupe 1970 – 33

**375 / 4** Sedan – approx. 27



*Monteverdi Sierra 4-door Sedan*



*1970 Monteverdi 375L High Speed Coupe (7.2 Litre V8)*

## Moretti

**Production** 1958 – 118

## Morgan

**Aero 8** 2004 GT Coupe – 15  
2001 – 2005 – 400 (est)

**Plus 4** 1950-58 Vanguard Engine – 799 + 19 interim  
1953-69 TR-engine – 3,642  
Super Sports 1960-68 – 101  
Competition 1960-68 – 42  
1990 – 81      1991 – 101      1992 – 124  
1993 – 126      1994 – 170



*1964 Morgan Plus 4*

**Plus Four Plus** 1964-67 – 26

**Plus 8** 1968-79 – 1,680      1968-July 1991 – 3,506      1968-mid 1994 – 4,154  
1990 – 165      1991 – 180      1992 – 196      1993 – 209      1994 – 196

**4/4** 1936-50 – 1,428  
S2 1955-60 – 387  
S3 1960-61 – 59  
S4 1961-63 – 206  
S5 1963-68 – 646  
1600 1968-July 1991 – 5,505  
1990 – 166      1991 – 170  
1992 – 139      1993 – 109  
1994 – 104



2006 70<sup>th</sup> Anniversary Edition – 142

1964 Morgan 4/4 (Series V)

<b>Production</b>	1987 – 411	1988 – 425	1989 – 414	1990 – 442	1991 – 461
	1992 – 448	1993 – 443	1994 – 479	1996 – 493	1997 – 470

## Morris

**Cowley** 1954-56 – 17,413 1500 1956-59 – 4,623

**Eight** Series E 1938-48 – 120,434

**Isis** Series I 1955-56 – 8,541 Series II 1956-58 – 3,614

**Marina** Diesel 1977-80 – 3,870 1300 1971-80 – 515,888 1800 1971-78 – 374,711  
1700 1978-80 – 59,107

## Mini

Morris Mini Production Breakdown	
Mini Minor Saloon 1959-67 – 510,000	Traveller 1960-67 – 75,500
Mini Minor 1967-69 – 206,000	Traveller Mk II 1967-69 – 23,500
Mini Cooper 997cc 1961-64 – 12,465	Mini Cooper 998cc 1963-67 – 21,627
Cooper “S” 1071cc 1963-64 – 1,896	Cooper “S” 970cc 1964-65 – 482
Cooper “S” 1275cc 1964-67 – 7,824	Cooper 998cc 1967-69 – 7,228
Cooper “S” Mk II 1275cc 1967-70 – 3,642	Mini Van 1960-69 – 169,249
Mini Pick-up 1961-69 – 12,652	Mini Moke 1964-68 – 9,096

**Minor** 948cc 1956-71 – 544,048 1000 1962-71 – 303,443

Morris Minor Production Breakdown					
	2-door	4-door	Convertible	Traveller	Total
<b>1948</b>	1120	0	52	0	1172
<b>1949</b>	20747	0	7813	0	28560
<b>1950</b>	NA	0	NA	0	48435
<b>1951</b>	25353	16531	6406	0	48290
<b>1952</b>	25280	16432	6350	0	48062
<b>1953</b>	29338	22914	5269	326	57847
<b>1954</b>	34436	28652	3389	6360	72837
<b>1955</b>	NA	NA	NA	NA	88058
<b>1956</b>	NA	NA	NA	NA	70083
<b>1957</b>	NA	NA	NA	NA	106680
<b>1958</b>	NA	NA	NA	NA	113699
<b>1959</b>	54808	27411	6058	17482	105759
<b>1960</b>	45918	27828	4766	16804	95316
<b>1961</b>	28503	16038	1297	15635	61473
<b>1962</b>	28172	14945	898	13899	57914
<b>1963</b>	21120	10228	689	13764	45801

<b>1964</b>	18118	6038	660	17083	41899
<b>1965</b>	18379	7945	492	12153	38969
<b>1966</b>	17428	7980	725	12219	38353
<b>1967</b>	17021	7046	462	12853	37382
<b>1968</b>	14167	4315	346	13485	32213
<b>1969</b>	13528	5014	170	9567	28279
<b>1970</b>	9819	2949	0	10062	22830
<b>1971</b>	150	1	0	3270	3421

**Six** MS 1948-53 – 12,400

**Ten** Series M 1945-48 – 80,990

**1800** 1966-75 – 95,271 Mark III 1972-75 – est. 23,000  
18-22 Series 1975 – est. 6,000  
18-22 Series 1975 – est. 1,650



1968 Morris 1100

## Moskvitch / Aleko

**Production** 1992 – 101,870 1993 – 220,226 1995 – 40,600 1996 – 2,930 1997 – 20,599  
1998 – 40,000

## Mosler (Consulier)

**Consulier GTP** 1987-1998 – 100  
**Intruder** 1993 – 4

## Muntz

**Jet** 1951-54 – 394 (28 1951-52 with aluminum body) 1949 Jet Convertible – 28  
**Estimated survival** - 49 examples

## Murena

**Wagon** 1970 – 12

## MVS

**Production** 1987 – 60 1988 – 102 1989 – est. 115 1997 – 47 (Under Venturi label)



<b>Altra EV</b>	U.S. Sales:	1999 – 30			
<b>Armada</b>	U.S. Sales:	20043 – 6,673	2004 – 37,275		
<b>Avenir</b>	CYP:	1995 - 42,292			
<b>Bluebird</b>	Type 510 1300/1600 1967-71 - 1,696,974	160B/180B Type 610 1971-76 - 1,050,263			
	160B/180B Type 810 1976-79 - 722,923	1980-84 - 1,850,700			
	1984-86 - 1,250,500	1986-90 - 167,671			
<b>Cedric</b>	260C Type 230 1971-79 - 454,931	280C Type 230 1971-79 - 468,961			
<b>Cherry</b>	F10 1974-78 - 668,038	N10 (310) 1978-82 - 1,001,508	1983-86 - 1,450,300		
	100A (E10 Type) 1970-74 - 389,807				
	GTI (euro) 1983-84 - 27,900				
<b>Crew</b>	CYP:	1995 - 7,730	1996 est. - 8,000		
<b>Frontier</b>	U.S. Sales:	1999 – 96,301	2000 – 108,738	2001 – 89,434	2002 – 75,207
		2003 – 65,161	2004 – 70,703		
<b>Laurel</b>	200 Type C130 1972-77 - 387,492	Six 1977-81 - 423,209	Mk2 1981-89 - 670,900		
<b>Maxima</b>	1989-91 - 758,720				
	USA Sales:	1982 - 54,187	1983 - 76,209	1984 - 68,209	1995 - 128,599
		1999 – 131,182	2000 – 129,235	2001 – 102,535	2002 – 98,502
		2003 – 86,758	2004 – 76,367		
	810/Maxima U.S. Sales:	1980 – 9,440	1981 – 35,853		
<b>Micra</b>	1983-92 - 2,079,900				
<b>Murano</b>	U.S. Sales:	2002 – 2,054	2003 – 56,075	2004 – 62,057	
<b>NX</b>	USA Sales:	1991 – 5,562 (3,339 were 2000)			
		1992 – 9,389 (6,760 has T-Roof, 5,445 were NX2000)			
		1993 – 7,329 (293 were NX2000)			
<b>Pathfinder</b>	USA Sales:	1995 - 69,934	1999 – 65,698	2000 – 68,533	
		2001 – 64,515	2002 – 57,384	2003 – 35,511	
		2004 – 38,119			
<b>Patrol</b>	CYP (Spain):	1995 - 6,026	1996 est. - 5,437		
	1961-1969 Softtop L60 U.S. Sales – 975				
	1963-1969 Hardtop KL-60 U.S. Sales – 1,641				
<b>Prairie</b>	(Stanza Wagon) 1983-89 - 1,079,000	(Axxess) 1989-91 - 750,000			
<b>President</b>	Calendar Year Production:	1995 - 2,090	1996 est. - 1,000		
<b>Pulsar NX</b>	U.S. Sales:	1984 - 37,284	1990 – 3,839	1991 – 33	
		1988 – 44,317	1989 – 23,909		
<b>Quest</b>	USA Sales:	1995 - 54,050	1999 – 44,467	2000 – 42,800	
		2001 – 29,232	2002 – 17,480	2003 – 23,170	

	2004 – 46,430
<b>Sentra</b>	USA Sales: 1994 – 172,129 (8,606 were SE-R) 1999 – 63,134 2000 – 98,803 2001 – 111,082 2002 – 106,060 2003 – 94,500 2004 – 106,934
<b>Sil via</b>	ZX (200SX) 1984-89 - 524,680
<b>Skyline</b>	240K Type C110 1972-77 - 700,155 240K 1977-81 - 576,797
<b>Stanza</b>	1983-86 - 720,830  U.S. Sales: 1981 – 8,523
<b>Sunny</b>	B10 1966-70 - 435,877 B110 1200/1400 1970-73 - 1,226,843 120Y (B210) 1973-77 - 2,360,670 120Y (210) 1977-82 - 1,770,814 (Sentra) 1982-86 - 1,857,200 ZX (Sentra Sport) 1987-91 - 1,990,000
<b>Terrano</b>	CYP: 1995 - 107,868
<b>Titan</b>	U.S. Sales: 2003 – 2,072 2004 – 83,848
<b>Trade Van</b>	CYP (Spain): 1995 - 12,618 1996 est. - 10,295
<b>Violet</b>	140J/160J (710) 1973-77 - 765,910 140J/160J 1977-81 - 610,614
<b>Xterra</b>	U.S. Sales: 1999 – 47,806 2000 – 88,578 2001 – 88,578 2001 – 86,757 2002 – 79,779 2003 – 67,799 2004 – 66,690
<b>200SX</b>	(240SX) 1989-93 - 1,081,200 U.S. Sales: 1980 – 92,514 1981 – 77,062 1982 - 48,559 1983 - 31,158 1984 - 63,466 1999 – 1,193 2000 – 8
<b>210</b>	U.S. Sales: 1980 – 180,220 1981 - 159,939
<b>240SX</b>	USA Sales: 1990 – 47,816 1991 – 38,991 1992 – 27,300 (8,518 Coupes, 16,680 Hatch) 1993 – 23,587 1994 – 15,209 1995 – 13,175 1999 – 954 2000 – 18  Convertible U.S. Sales: 1992 – 2,102 1993 – 3,892
<b>240Z</b>	1969-73 - 156,078 240Z/260Z/260Z 2+2 1969-78 - 622,649 Imported to USA: 1970 - 16,215 1971 - 33,684 1972 - 52,628 1973 - 45,588 U.S. Sales: 1970 - 16,215 1971 - 33,684
<b>260Z</b>	USA Sales: 1974 cpe - 49,172 1974 2+2 - 9,499 all - 80,369
<b>280C</b>	4-door sedan/wagon 1980-84 - 975,500
<b>280ZX</b>	1978-83 - 446,059 10th Anniversary 1980 – 2,419 black & gold + est. 500 Red/Black U.S. Sales: 1975 - 40,216 1975 2+2 - 11,594 1976 - 45,766



1976 2+2 - 13,792      1977 - 54,594      1978 - 67,331  
 1979 - 86,007  
 1979 ZXR - est. 1,000

**300C**      4-door sedan/wagon 1984-87 - 640,470

**300ZX**      1984-90 - 798,450      1984 - 73,652      1984 Anniversary - 5,464      1985 - 71,781  
 1986 - 60,090      1987 - 33,282      1988 - 20,051 (1,000 Shiro Editions - all white)  
 1989 - 4,165

USA Sales:      1984 - 73,101      1985 - 67,409      1986 - 52,936      1987 - 33,649  
 1988 - 19,357      1990 - 22,183      1991 - 16,833      1992 - 11,320  
 1993 - 9,801      1994 - 4,836      1995 - 3,135

1993 - 9,801 (1,470 Turbo, 3,911 auto, 2,068 Convertibles)  
 1994 - 4,836 (1,018 Turbo, 1,587 auto, 597 Convertibles)  
 1995 - 3,135 (300 SMZ Millen Turbo)

**310**      U.S. Sales:      1980 - 96,204      1981 - 77,980

**350Z**      U.S. Sales:      2002 - 13,253      2003 - 36,728      2004 - 30,690

**510**      U.S. Sales:      1980 - 62,020      1981 - 37,558

**1500**      1500 SPL-310 U.S. Sales - 3,148

**1600**      U.S. Sales 1965-70 - 23,609

**1800**      4-door sedan/wagon 1968-72 (incl. 2000) - 164,985

**2000**      U.S. Sales 1967-71 - 15,718

**Production UK**      1992 - 179,009      1993 - 246,281      1995 - 215,346      1996 - 231,627      1997 - 271,666

Nissan U.S. Sales Chart							
	U.S.	Nissan Division			Infiniti Division		
	Total	Total	Car	SUV/Trk/Van	Total	Car	SUV
<b>1958</b>	52	52	52	0	0	0	0
<b>1959</b>	1290	1290	1131	159	0	0	0
<b>1960</b>	2270	2270	1924	346	0	0	0
<b>1961</b>	1436	1436	1157	279	0	0	0
<b>1962</b>	2629	2629	1812	817	0	0	0
<b>1963</b>	4707	4707	2724	1963	0	0	0
<b>1964</b>	10315	10315	6791	3524	0	0	0
<b>1965</b>	23715	23715	18201	5514	0	0	0
<b>1966</b>	30157	30157	21726	8413	0	0	0
<b>1967</b>	46497	46497	33908	12589	0	0	0
<b>1968</b>	57931	57931	40219	17712	0	0	0
<b>1969</b>	88399	88399	58569	29830	0	0	0
<b>1970</b>	150859	150859	100541	50318	0	0	0
<b>1971</b>	250569	250569	184518	66051	0	0	0
<b>1972</b>	255769	255769	183917	71852	0	0	0
<b>1973</b>	315189	315189	229115	86074	0	0	0
<b>1974</b>	243150	243150	184500	58650	0	0	0

<b>1975</b>	318647	318647	249147	69500	0	0	0
<b>1976</b>	345761	345761	266450	79311	0	0	0
<b>1977</b>	483134	483134	384732	98402	0	0	0
<b>1978</b>	431412	431412	337933	93479	0	0	0
<b>1979</b>	573734	573734	470406	103328	0	0	0
<b>1980</b>	628142	628142	516896	111246	0	0	0
<b>1981</b>	584490	584490	464806	119684	0	0	0
<b>1982</b>	578173	578173	470246	107927	0	0	0
<b>1983</b>	659257	659257	521902	137355	0	0	0
<b>1984</b>	689022	689022	485298	203724	0	0	0
<b>1985</b>	830767	830767	575166	255601	0	0	0
<b>1986</b>	769702	769702	546137	223565	0	0	0
<b>1987</b>	745668	745668	529154	216514	0	0	0
<b>1988</b>	642462	642462	472870	169592	0	0	0
<b>1989</b>	663452	661693	508281	153412	1759	1759	0
<b>1990</b>	621603	597643	429796	167847	23960	23960	0
<b>1991</b>	582874	547984	378482	169502	34890	34890	0
<b>1992</b>	585416	541029	374046	166983	44387	44387	0
<b>1993</b>	687751	637204	431810	205394	50547	50547	0
<b>1994</b>	774405	722956	485778	237178	51449	51449	0
<b>1995</b>	770904	712288	461642	250646	58616	58616	0
<b>1996</b>	749763	693796	446393	247403	55967	53984	1983
<b>1997</b>	728377	662825	420741	242084	65522	46759	18793
<b>1998</b>	621528	557879	367781	190098	63649	43594	20055
<b>1999</b>	677212	604575	350033	254542	72637	53438	19199
<b>2000</b>	752088	673737	365088	308649	78351	56806	21545
<b>2001</b>	703308	631943	362005	269938	71365	52630	18735
<b>2002</b>	739518	651614	419710	231904	87904	70966	16938
<b>2003</b>	794481	675826	419365	256461	118655	86027	32628
<b>2004</b>	985988	855002	449880	402122	130986	86027	44110

---

## NSU

<b>Prinz &amp; Super Prinz</b>	1961-73 – 570,000
<b>Prinz 1000/1000C</b>	1963-72 – estimated 196,000
<b>Ro80 Sedan</b>	1967-77 – 37,204
<b>Sport Prinz (all types)</b>	1958-68 – 20,831
<b>TT</b>	1965-72 – 63,289
<b>TTS</b>	1967-71 – 2,402
<b>Wankel Spider</b>	1963-67 – 2,375
<b>1200 TT</b>	1965-72 – 63,289

---

## Ogle

<b>Model 1.5</b>	1959-62 – 8	
<b>SX</b>	1000 1962-64 – estimated 66	SX 250 1962 – 2

---

# Oldsmobile

## Achieva

Oldsmobile Achieva Production Breakdown Table					
	S 2-door	S 4-door	SL 2-door	SL 4-door	SCX 2-door
1992	23573	38171	2892	11674	1146
1993	13025	30837	590	3283	500
1994	15668	43329	1555	1540	0
1995	16078	41185	0	0	0
1996	0	0	9861	25409	0
1997	0	0	4659	44844	0
1998	0	0	0	17920	0
<b>Total</b>	68344	153522	19557	104670	1646
Note 1994/96 SL 2-door figure is for "SC" model					
Other Models:					
C41 Version SCX – 11					

## Alero

U.S. Sales:

1998 – 28,134    1999 – 118,907    2000 – 122,722    2001 – 109,302  
 2002 – 94,285    2003 – 99,123    2004 – 20,156

## Aurora

1995 – 47,831    1996 – 22,257    1997 – 25,309  
 1998 – 17,920

U.S. Sales:

1997 – 25,404    1998 – 21,374    1999 – 16,321  
 2000 – 28,250    2001 – 24,928    2002 – 8,878  
 2003 – 3,161    2004 - 206  
 2003 Final Edition – 500



2000 Oldsmobile Aurora Pace Car

## Bravada

1991 – 11,145    1992 – 11,869  
 1993 – 9,671    1994 – 17,681  
 1996 – 12,525

U.S. Sales:

1996 – 15,471    1997 – 28,481  
 1998 – 30,202    1999 – 29,258  
 2000 – 31,194    2001 – 23,867  
 2002 – 14,337    2003 – 8,052  
 2004 – 1,973    2005 – 327



1992 Oldsmobile Bravada

## Calais

Oldsmobile Calais/Cutlass Calais Production Breakdown Table						
	Coupe	Sedan	SL Coupe	SL Sedan	I-Series Coupe	I-Series Sedan
1985	49545	0	56695	0	0	0
1986	52726	40393	33060	25128	0	0
1987	52286	35169	17883	11676	0	0
1988	48998	31867	9458	7907	7977	4069
1989	0	0	10350	9443	3345	1590
1990	0	46933	0	33229	411	959

<b>1991</b>	14978	41746	1030	2437	671	379
Note: 1985-86 SL were known as "Supreme"						
Other Models:						
1985 "500" Replica – 2,998						
1985 Special Edition – 6,763						
1989 H.O. Quad 4 I-Series 4-4-2 – 200						
1989 VL: Coupe – 11,432 Sedan – 14,506						
1989 S: Coupe – 33,633 Sedan – 25,592						
1990 VL: Coupe – 15,846 Sedan – 41,018						
1990 S: Coupe – 12,839 Sedan – 12,207						
1991 S: Coupe – 5,906 Sedan – 7,267						
1991 Quad4 W41 – 204						

**Custom Cruiser**

98 Convertible:	1946 – 874	1947 – 3,940		
98 Coupe:	1946 – 2,459	1947 – 8,475		
98 Sedan:	1946 – 11,031	1947 – 24,733		
Wagon:	1989 – 8,929	1990 – 3,890	1991 – 7,663	1992 – 4,347

**Cutlass**

Oldsmobile Cutlass Production Table						
	1961	1962	1963	1964	1965	1966
<b>Coupe</b>	9935	32461	41343	15440	26441	13518
<b>Convertible</b>	0	9893	12149	12822	12628	9410
<b>Holiday HT Coupe</b>	0	0	0	36153	46138	34580
<b>Custom Wgn 2S</b>	0	0	0	3320	0	0
<b>Custom Wgn 3S</b>	0	0	0	7286	0	0
<b>Celebrity 4-door</b>	0	0	0	0	0	9017
<b>Total</b>	9935	42354	53492	75021	85207	66525

Oldsmobile Cutlass Production Table					
	1967	1968	1969	1970	1971
<b>Holiday HT Coupe 6-cyl</b>	2564	1492	0	0	0
<b>Holiday HT Coupe V8</b>	29799	59577	0	0	0
<b>Wagon 6-cyl</b>	365	354	180	85	47
<b>Wagon V8</b>	8130	9291	8559	7686	6742
<b>Holiday HT Sedan 6-cyl</b>	644	265	236	238	0
<b>Holiday HT Sedan V8</b>	7344	7839	7046	9427	0
<b>Convertible 6-cyl</b>	567	410	0	0	0
<b>Convertible V8</b>	3777	13667	0	0	0
<b>Town Sedan 6-cyl</b>	2219	1305	137	1171	618
<b>Town Sedan V8</b>	29062	25994	24521	35239	31904
<b>Sport Coupe 6-cyl</b>	0	1181	0	0	0
<b>Sport Coupe V8</b>	0	14586	0	0	0
<b>S Convertible 6-cyl</b>	0	0	236	0	0
<b>S Convertible V8</b>	0	0	13498	0	0
<b>S Sport Coupe 6-cyl</b>	0	0	483	484	113
<b>S Sport Coupe V8</b>	0	0	10682	10677	4339

<b>S Holiday Coupe 6-cyl</b>	0	0	566	729	169
<b>S Holiday Coupe V8</b>	0	0	66495	88578	63145
<b>Total</b>	84471	135961	132639	154314	107077
Other Statistics:					
1968 Convertible with W-31 Option – 26					
1969 “S” with W-31 Option – 701					
1970 “S” with W-31 Option – 1,145					
1970 Rallye 350 – 2,527 (1,020 with W-45, 160 club Coupes), less than 12 w/W-31					
1970 Indy Pace Car Convertible – 358					
1971 SX Convertible with 455-cid – 457					

<b>Oldsmobile Cutlass Production Table</b>					
	<b>1972</b>	<b>1973</b>	<b>1974</b>	<b>1975</b>	<b>1976</b>
<b>Coupe</b>	37790	0	0	0	0
<b>Cruiser Wagon</b>	7979	0	0	0	20560
<b>Town Sedan</b>	38893	0	0	0	0
<b>S Sport Coupe</b>	4141	0	0	0	0
<b>S Holiday HT Coupe</b>	78461	0	0	0	0
<b>Colonnade Sedan 4-door</b>	0	35578	25718	30144	0
<b>Colonnade 2-door</b>	0	22022	16063	12797	0
<b>Colonnade S 2-door</b>	0	77558	50860	42921	59179
<b>Salon Colonnade 4-door</b>	0	0	0	5810	7921
<b>Salon Colonnade 2-door</b>	0	0	0	39050	48440
<b>Vista Cruiser 2S</b>	0	0	0	7089	0
<b>Vista Cruiser 3S</b>	0	0	0	7101	0
<b>S Colonnade 4-door</b>	0	0	0	0	34994
<b>Total</b>	167264	135158	92641	144912	171094
Other Statistics:					
1972 with 4-4-2 Option – 751					
1972 “S” with 4-4-2 option – 7,923					
1973 with 4-4-2 Option – 360					
1973 “S” with 4-4-2 Option – 9,777					
1975 with 4-4-2 Option – 212					
1975 “S” with 4-4-2 Option – 6,015					
1976 “S” with 260-cid 5-speed – 964					

<b>Oldsmobile Cutlass Production Table</b>					
	<b>1977</b>	<b>1978</b>	<b>1979</b>	<b>1980</b>	<b>1981</b>
<b>“S” 4-door Sedan</b>	42923	0	0	0	0
<b>“S” 2-door Coupe</b>	70155	0	0	0	0
<b>Salon Coupe</b>	56757	21198	8399	3429	0
<b>Vista Cruiser</b>	25816	0	0	0	0
<b>Salon 4-door Sedan</b>	0	29509	20266	0	0
<b>Salon Brougham Sedan</b>	0	21902	18714	0	0
<b>Salon Brougham Coupe</b>	0	10741	3617	965	0
<b>Calais Coupe</b>	0	40842	43780	26269	4105
<b>Cruiser Wagon</b>	0	44617	10755	7815	31926
<b>Cruiser Brougham</b>	0	0	42953	22791	
<b>4-door Sedan</b>	0	0	0	36923	25580
<b>LS 4-door Sedan</b>	0	0	0	86868	84272
<b>Total</b>	195651	168809	148484	185060	145883



1977 Oldsmobile Cutlass "S" Xtreme

Oldsmobile Cutlass Production Table					
	1982	1983	1984	1985	1986
<b>4-door Sedan</b>	60053	56347	62136	43085	41973
<b>Calais Coupe</b>	17109	16660	21393	0	0
<b>Cruiser Wagon</b>	20363	22037	0	0	0
<b>Hurst/Olds</b>	0	3000	3500	0	0
<b>Salon Coupe</b>	0	0	0	14512	9608
<b>Salon 4-4-2 Coupe</b>	0	0	0	3500	
<b>Total</b>	97525	98044	87029	61097	51581

U.S. Sales: 1997 – 26,708 1998 – 53,438 1999 – 32,677 2000 – 1,243

## Cutlass Ciera

Oldsmobile Cutlass Ciera 1982-87 Production Table						
	1982	1983	1984	1985	1986	1987
<b>Coupe</b>	5185	0	0	0	0	0
<b>Sedan</b>	9717	0	0	0	0	140334
<b>LS Coupe</b>	10702	12612	14887	13396	9233	0
<b>LS Sedan</b>	29322	66731	99182	118575	144466	0
<b>Brougham Cpe</b>	12518	17088	22687	20476	11534	0
<b>Brougham Sdn</b>	33876	73219	102667	112441	123027	94764
<b>LS Cruiser</b>	0	0	41816	38225	35890	0
<b>S Coupe</b>	0	0	0	0	16281	21904
<b>Brougham SL Cpe</b>	0	0	0	0	12525	11960
<b>Cruiser Wagon</b>	0	0	0	0	0	20556
<b>Brougham Cruiser</b>	0	0	0	0	0	7770
<b>Total</b>	101320	169650	281239	303113	352956	297288
Other Statistics:						
1985 with GT Package – 1,084						
1985 with ES package – 3,101						

Oldsmobile Cutlass Ciera 1988-96 Production Table						
	1988	1989	1990	1991	1992	1993
<b>Coupe</b>	12920	7221	0	0	0	0
<b>Sedan</b>	127353	140264	46933	63888	0	0
<b>Cruiser Wagon</b>	11779	12368	0	0	0	0
<b>I-Series Coupe</b>	4564	1913	411	0	0	0
<b>I-Series Sedan</b>	5687	5132	959	0	0	0
<b>Brougham SL Cpe</b>	4608	0	0	0	0	0
<b>Brougham Sedan</b>	78423	0	0	0	0	0
<b>Brougham Cruiser</b>	5401	4431	0	0	0	0

<b>SL Coupe</b>	0	2548	0	0	0	0
<b>SL Sedan</b>	0	65725	33229	13700	8867	4304
<b>S Coupe</b>	0	0	2203	1665	0	0
<b>Cruiser S Wagon</b>	0	0	3321	3977	5861	5785
<b>Cruiser SL Wagon</b>	0	0	5576	3247	1932	1084
<b>S Sedan</b>	0	0	54549	29307	123243	142552
<b>Total</b>	250735	239602	147181	115784	139903	153725
Other Statistics:						
1994 SL 4-door sedan – 132,351		1994 Cruiser SL Wagon – 9,809				
1995 SL 4-door sedan – 126,244		1995 SL Wagon – 9,102				
1996 Ciera SL Sedan – 115,893		1996 Ciera SL Wagon – 8,857				
Note 1996 models dropped the “Cutlass” badge and were named “Ciera”						

### Cutlass Supreme

<b>Oldsmobile Cutlass Supreme Production 1966-1970</b>					
	<b>1966</b>	<b>1967</b>	<b>1968</b>	<b>1969</b>	<b>1970</b>
<b>Hardtop Sedan</b>	30871	0	0	0	0
<b>Sports Coupe</b>	0	13041	0	0	0
<b>Holiday HT Coupe</b>	0	41344	33518	24193	68309
<b>Holiday HT Sedan</b>	0	22571	15067	8714	10762
<b>Convertible</b>	0	7793	0	0	11354
<b>Town Sedan 4-door</b>	0	8346	5524	4522	0
<b>Total</b>	30871	93095	54109	37429	90425

<b>Oldsmobile Cutlass Supreme Production 1971-1975</b>					
	<b>1971</b>	<b>1972</b>	<b>1973</b>	<b>1974</b>	<b>1975</b>
<b>Holiday HT Sedan</b>	10458	14955	0	0	0
<b>Holiday HT Coupe</b>	60599	105087	0	0	0
<b>Convertible</b>	10255	11571	0	0	0
<b>Colonnade 4-door</b>	0	0	26099	12525	15517
<b>Colonnade 2-door</b>	0	0	219857	172360	150874
<b>Colonnade Wagon 2S</b>	0	0	0	3437	8329
<b>Colonnade Wagon 3S</b>	0	0	0	3101	3096
<b>Total</b>	81312	131613	245956	191423	177816
Other Statistics:					
1972 with 4-4-2 Option – 1,171					

<b>Oldsmobile Cutlass Supreme Production 1976-1980</b>					
	<b>1976</b>	<b>1977</b>	<b>1978</b>	<b>1979</b>	<b>1980</b>
<b>Colonnade 4-door</b>	37112	0	0	0	0
<b>Colonnade 2-door</b>	186647	0	0	0	0
<b>Brougham Coupe</b>	91312	124712	117880	137323	77875
<b>Wagon</b>	13964	14838	0	0	0
<b>4-door</b>	0	37929	0	0	0
<b>2-door</b>	0	242874	240917	277944	169597
<b>Brougham Sedan</b>	0	16738	0	0	52462
<b>Total</b>	329035	437091	358797	415267	299934
Other Statistics:					
1976 with 260-cid and 5-speed transmission – 862					

<b>Oldsmobile Cutlass Supreme Production 1981-1985</b>					
	<b>1981</b>	<b>1982</b>	<b>1983</b>	<b>1984</b>	<b>1985</b>
<b>Coupe</b>	187875	89617	107946	132913	75045
<b>Brougham Coupe</b>	93855	59592	60025	87207	58869
<b>Brougham Sedan</b>	53952	34717	28451	37406	0
<b>Total</b>	335682	183926	196422	257526	133914

<b>Oldsmobile Cutlass Supreme Production 1986-1990</b>					
	<b>1986</b>	<b>1987</b>	<b>1988</b>	<b>1989</b>	<b>1990</b>
<b>Coupe</b>	79654	46343	94723	49895	15848
<b>Brougham Coupe</b>	55275	28607	0	0	0
<b>Brougham Sedan</b>	24646	17383	0	0	0
<b>4-4-2 Coupe</b>	0	4210	0	0	0
<b>Classic Coupe</b>	0	0	27678	0	0
<b>SL Coupe</b>	0	0	0	32015	10076
<b>International Coupe</b>	0	0	0	18116	5602
<b>Sedan</b>	0	0	0	0	47043
<b>SL Sedan</b>	0	0	0	0	32798
<b>International Sedan</b>	0	0	0	0	7474
<b>Convertible</b>	0	0	0	0	464
<b>Total</b>	159575	96543	122401	100026	119305
Other Statistics:					
1988 Indy 500 Pace Car – 40					
1988 Indy 500 Convertible – 55					

<b>Oldsmobile Cutlass Supreme Production 1991-1995</b>					
	<b>1991</b>	<b>1992</b>	<b>1993</b>	<b>1994</b>	<b>1995</b>
<b>2-door Coupe</b>	16766	0	0	0	0
<b>4-door Sedan</b>	52241	0	0	0	0
<b>SL 2-door Coupe</b>	4253	0	0	0	24809
<b>SL 4-door Sedan</b>	15653	0	0	0	83933
<b>I-Series 2-door Coupe</b>	2304	1181	395	0	0
<b>I-Series 4-door Sedan</b>	7357	2066	645	0	0
<b>Convertible</b>	1515	4306	6751	8638	4490
<b>S 2-door Coupe</b>	0	20700	23544	35757	0
<b>S 4-door Sedan</b>	0	63692	51678	77861	0
<b>Total</b>	100089	91945	83013	122256	113232
Other Statistics:					
1992 with 5-speed transmission – 173					

U.S. Sales: 1997 – 40,717

**Delmont 88**

Convertible: 1967 – 3,525 1968 – 2,812

**Del ta 88**

Convertible: 1966 – 4,303 1967 – 2,447 1969 – 5,294 1970 – 3,095

<b>Oldsmobile Delta 88 Production 1971-76</b>
---



	1971	1972	1973	1974	1975	1976
<b>Base/Holiday 4d Sedan</b>	31420	35538	27986	11941	9283	9759
<b>Base/Holiday Coupe</b>	27031	32036	27096	11615	8522	7204
<b>Town Sedan</b>	38298	46092	42476	17939	16112	17115
<b>Cus. Holiday HT Sedan</b>	26593	0	0	0	0	0
<b>Custom Holiday Coupe</b>	24251	0	0	0	0	0
<b>Custom Town Sedan</b>	22209	0	0	0	0	0
<b>Royale Holiday Coupe</b>	8397	34345	27096	27515	23465	33364
<b>Convertible</b>	2883	3900	7088	3716	21038	0
<b>Royale Holiday Sedan</b>	0	42606	49145	26363	32481	52103
<b>Royale Town Sedan</b>	0	34150	42672	22504	7181	33268
<b>Total</b>	181082	228667	223559	121593	118082	152813
Other Statistics:						
1975 Convertible with 400-cid V-8 – 245						
1976 Royale with Crown Landau option – 4,360						

<b>Oldsmobile Delta 88 Production 1977-1982</b>						
	1977	1978	1979	1980	1981	1982
<b>Base Coupe</b>	8788	17469	16202	6845	3330	8278
<b>Base/Town Sedan</b>	26084	25322	25424	15285	10806	0
<b>Royale Coupe</b>	61138	68469	60687	39303	41682	41382
<b>Royale /Town Sedan</b>	117571	131430	152526	87178	104124	105184
<b>Total</b>	213581	242690	254839	148611	159942	154844
Other Statistics:						
1977 Indy Pace Car Replica – 2,401						
1980 Coupe with Holiday Package – 3,547						
1981 Coupe with Holiday Package – 1,637						
<b>Oldsmobile Delta 88 Production 1983-1988</b>						
	1983	1984	1985	1986	1987	1988
<b>Base 4d Sedan</b>	8297	0	0	0	0	0
<b>Royale Sedan</b>	70290	87993	69641	88564	66214	85178
<b>Royale Brougham Sedan</b>	62393	89450	72103	108344	75129	67148
<b>Royale Coupe</b>	23223	23387	15002	13696	4287	3783
<b>Royale Brougham Coupe</b>	31548	41913	31891	23697	7907	4808
<b>Royale Brougham LS Sedan</b>		17064	30239	0	0	0
<b>Total</b>	195751	259807	218876	234301	153537	160913

**Dynamic 88**

Convertible: 1958 – 4,456    1959 – 8,491    1960 – 12,271    1961 – 9,049  
 1962 – 12,212    1963 – 12,551    1964 – 10,042    1965 – 8,832  
 1966 – 5,540

**Eighty Eight**

U.S. Sales: 1997 – 67,190    1998 – 65,877    1999 – 23,915    2000 – 477

<b>Oldsmobile Eighty Eight Production</b>							
	1989	1990	1991	1992	1993	1994	1995
<b>Royale 2-door Coupe</b>	1927	1127	234	0	0	0	0
<b>Royale 4-door Sedan</b>	81512	65800	33690	75182	47428	60362	56862
<b>Royale Brougham 2-door</b>	3024	1585	458	0	0	0	0

<b>Royale Brougham 4-door</b>	65576	48311	21865	0	0	0	0
<b>Royale LS 4-door</b>	0	0	0	40142	14903	21664	7106
Additional Numbers:							
1996 (all types) – 53,688							
1997 (all types) – 65,238							
1998 (all types) – 65,660							

**Firenza**

Oldsmobile Firenza Production Table							
	1982	1983	1984	1985	1986	1987	1988
<b>S Coupe 3d</b>	8894	8208	13811	5842	2531	991	0
<b>Sedan</b>	9256	11278	34564	25066	18437	12597	8612
<b>SX Coupe 3d</b>	6017	3787	4179	1842	0	0	0
<b>LX Sedan</b>	5941	5067	11761	7563	4415	2388	0
<b>Cruiser Wagon</b>	0	7460	12389	6291	5416	2860	920
<b>LX Cruiser Wagon</b>	0	4972	5771	2436	0	0	0
<b>Coupe 2d</b>	0	0	0	0	12003	5335	2724
<b>LC Coupe 2d</b>	0	0	0	0	2867	874	0
<b>GT Coupe 3d</b>	0	0	0	0	1032	783	0
<b>Total</b>	30108	40772	82475	49040	46701	25828	12256

**Futuramic 88**

Convertible: 1949 – 5,434 1950 – 9,127  
 Club Coupe: 1949 – 11,591 1950 – 21,456  
 4-door Town Sedan 1949 – 5,833  
 2-door Holiday hardtop 1950 – 1,366  
 98 Holiday 1949 – 3,006

**F-85**

Deluxe Jetfire Coupe: 1962 – 3,765 1963 – 5,842  
 4-4-2: 1964 – 2,999 1965 – 25,003  
 Base: 1961 – 2,336 Conv 1962 – 3,660  
 1969 – 5,541 1970 – 8,274  
 Base w/W-31 option: 1968 – 501 1969 – 212 1970 – 207

**Golden Rocket**

88: Conv 1957 – 6,423 Fiesta 4d 1957 – 5,052  
 Fiesta Wagon 1957 – 5,767  
 Super 88: Convertible 1957 – 7,128 Fiesta Wagon 1957 – 8,981

**Hurst/Olds**

1968 – 515 (459 Cutlass Holiday 2-door Hardtops + 56 Cutlass Holiday 2-door Post Coupes)  
 1969 – 906 (2 Cutlass Convertibles)  
 1972 – 629

- 220 w/electric sunroof
- 130 Convertible
- 76 Indy Pace Cars
- 42 Convertibles
- 27 Coupes
- 6 Station Wagons
- 1 Sedan



1969 Hurst/Olds

1973 – 1,097  
 1974 – 1,800 (2 Actual Indy Pace Car Convertibles, 100 Indy Pace Car Replica Convertibles, 1

Special built Cutlass Salon Sedan, 92 H.O. 88 Convertibles)  
 1975 – 2,535 (1,193 w/455, 1,324 w/350, 1,293 White, 1,242 Black)  
 1977 Prototype – 4  
 1979 – 2,499 (1,165 Cameo White, 1,334 Ebony Black, 537 w/Hurst Hatch T-Top)  
 1983 – est. 2,500                      1984 – 3,500

**Intrigue**                      1998 – 83,725  
U.S. Sales:              1998 – 90,663    1999 – 90,057    2000 – 64,109    2001 – 39,395  
    2002 – 15,015    2003 – 789        2004 – 55  
 2002 Final Edition – 500

**Jetstar 88**                      Convertible:    1964 – 3,903    1965 – 2,879  
    Coupe: 1964 – 14,663    1965 – 13,911    1966 – 8,575  
    I Coupe 1965 - 6,552

**98 Fiesta**                      Convertible 1953 – 458 (estimated 17 in existence)

**Ninety Eight**                      Convertible:    1958 – 5,605    1959 – 7,514    1960 – 7,284    1961 – 3,804  
    1962 – 3,693    1963 – 4,267    1964 – 4,004    1965 – 4,903  
    1966 – 4,568    1967 – 3,769    1968 – 3,942    1969 – 4,288  
    1970 – 3,161

Oldsmobile Ninety Eight Production Table 1974-1993							
	Touring Sedan	Luxury Sedan	Luxury Coupe	Regency Sedan	Regency Coupe	Regency Brougham Sedan	Regency Brougham Coupe
1974	0	21896	9236	24310	10719	0	0
1975	0	18091	8798	35254	16697	0	0
1976	0	16802	6056	55339	26282	0	0
1977	0	14323	5058	87970	32072	0	0
1978	0	9136	2956	78100	28573	0	0
1979	0	6720	2104	91962	29965	0	0
1980	0	2640	0	58603	12391	0	0
1981	0	1957	0	74017	13696	0	0
1982	0	0	0	40877	11832	38258	0
1983	0	0	0	105948*	13816	*	0
1984	0	0	0	26919	7855	42059	0
1985	0	0	0	43697	4734	111297	9704
1986	0	0	0	23717	803	95045	5007
1987	0	0	0	18600	0	58199	4207
1988	8531	0	0	18793	0	52611	0
1989	7193	0	0	17184	0	48726	0
1990	5566	0	0	17914	0	38915	0
1991	4280	0	0	0	0	0	0
1992	2795	0	0	20076	0	0	0
1993	1885	0	0	8906	0	0	0
1994	0	0	0	20171	0	0	0
<i>* Includes Brougham Regency models</i>							
Other Models:							
Elite: 1991 – 50,625    1992 – 24,713    1993 – 9,900    1994 – 6,463    1995 – 25,444							
Elite: 1996 – 14,231							
1979 w/LS Package – 1,999							
1980 Diesel – 18,446							
1986 Grande Edition (with flushed headlamps – aero) – est. 3,000							

Starfire Convertible: 1954 – 6,800 1955 – 9,149 1956 – 8,581  
 1957 – 8,278  
 Sceni-Coupe: 1960 – 7,635

**Omega**

Oldsmobile Omega Production Chart						
	2-door	Brougham 2-door	Brougham 4-door	4-door	3-door	Brougham 3-door
1973	26126	0	0	12804	21433	0
1974	27075	0	0	10756	12449	0
1975	15979	2176	1758	13971	6287	1694
1976	15347	5363	7587	20221	4497	1235
1977	18611	6478	9003	21723	4739	1189
1978	15632	3798	7125	19478	4084	0
1979	4806	1078	2145	5826	956	0
1980	28267	21595	42289	42172	0	0
1981	27323	19260	49620	51715	0	0
1982	12140	9430	26351	29548	0	0
1983	6448	5177	18014	24287	0	0
1984	5242	5870	20303	21571	0	0
<b>Total</b>	202996	80225	184195	274072	54445	4118
Other Models:						
1976 F-85 Coupe – 3,918						
1977 F-85 Coupe – 2,241						
1978 4-door Sedan with LS Package – 1,198						
1984 ES – 224						
Note: 1975 Brougham figures were known as "Salon"						

**Silhouette**

1990 – 28,126 1991 – 17,793 1992 – 17,939 1993 – 30,460 1994 – 37,061  
 1995 – 35,413 1996 – 13,809  
U.S. Sales: 1996 – 9,330 1997 – 24,615 1998 – 37,554 1999 – 40,950  
 2000 – 41,177 2001 – 36,184 2002 – 22,597 2003 – 14,772  
 2004 – 6,461 2005 – 139

**Starfire**

Coupe: 1962 – 34,839 1963 – 21,148 1964 – 13,753 1965 – 13,024  
 1966 – 13,019  
 Convertible: 1962 – 7,149 1963 – 4,401 1964 – 2,410 1965 – 2,236  
 1978 Models: w/Firenza package – 2,523 base w/GT package – 905  
 SX w/GT package – 2,299  
 1979 – w/Firenza package – 3,873  
 1980 – 8,237  
 SX: 1976 – 20,854 1977 – 14,181 1978 – 9,265 1979 – 7,155

**Super 88**

Convertible: 1951 – 3,854 1952 – 5,162 1953 – 8,310 1954 – 6,452  
 1955 – 9,007 1956 – 9,561 1957 – 0 1958 – 3,799  
 1959 – 4,895 1960 – 2,624

**Toronado**

1966 – 40,963 1967 – 21,790  
 1968 – 26,454 1969 – 28,494  
 1970 – 25,433 1971 – 28,980  
 1972 – 48,900 1973 – 55,921  
 1974 – 27,582 1975 – 23,301  
 1976 – 24,304 1977 – 34,084



1966 Oldsmobile Toronado

1978 – 24,815    1979 – 50,056  
 1980 – 43,440    1981 – 42,604  
 1982 – 33,928    1983 – 39,605  
 1984 – 48,100    1985 – 42,185  
 1986 – 15,924    1987 – 15,040  
 1988 – 16,496    1989 – 9,877  
 1990 – 5,596    1991 – 2,705  
 1992 – 1,239



1970 Oldsmobile Toronado

**Brougham:**    1972 – 17,824    1973 – 27,728    1974 – 19,488    1975 – 18,882    1976 – 21,749  
                     1977 – 31,371    1978 – 22,362    1979 – 50,056    1980 – 43,440    1981 – 42,604  
                     1982 – 33,928    1983 – 39,605    1984 – 48,100    1985 – 42,185    1986 – 15,924  
**Trofeo:**        1989 – 6,143    1990 – 9,426    1991 – 5,348    1992 – 5,197  
**Caliente:**     1984 – 5,007    1985 – 7,342  
**Diesel:**        1979 – 8,040    1980 – 8,040  
**XS/XSR:**      1977 – 2,713    1978 – 2,453  
**W-34 Option:** 1968 – 111  
 1970 GT w/455 V-8 400hp – 5,341

**Vista Cruiser**    1964 – 3,394    1965 – 5,445    1966 – 26,603    1967 – 27,554    1968 – 36,143  
                     1969 – 33,387    1970 – 34,094    1971 – 26,546    1972 – 31,913    1973 – 24,425  
                     1974 – 11,204    1975 – 14,190    1976 – 20,560    1977 – 25,816

**W-30**                    1966 – 54 (Including 25 Standard Club Coupes, 8 Deluxe Holiday Hardtop, 5 Cutlass Sportscoupe, 16 Cutlass Holiday Coupe), Estimated that 13 exist today.  
 1967 – 502 Consisting of:  
                             129 Cutlass Supreme Sports Coupe  
                             373 Cutlass Supreme Holiday Coupes  
 1971 – 920 (110 were convertibles)  
 1980 – 886 (538 black, 348 White)  
 POSI Coupe 1967 – 154

**W-31**                    1970 – 1,352 (207 F-85 Club Coupe, 116 Cutlass club coupe, 1,029 Cutlass hardtop Coupe)  
  
 1964 – 2,999  
 F-85 Club Coupe – 148                    F-85 Sedan – 3  
 Deluxe Sedan – 7                            Cutlass Club Coupe – 563  
 Cutlass Holiday Coupe – 1,842        Cutlass Convertible – 436

1965 4-4-2 Production Breakdown				
	Units	3-speed	4-speed	Automatic
<b>F-85 Club Coupe</b>	1087	109	736	242
<b>Cutlass Club Coupe</b>	5713	287	3164	2262
<b>Cutlass Holiday Coupe</b>	14735	204	8140	6391
<b>Cutlass Convertible</b>	3468	90	1695	1683
<b>Total</b>	25003	690	13735	10578

1966 4-4-2 Production Breakdown						
	Units	4bbl	3Carb	3-spd	4-spd	Auto
<b>Std Club Cpe</b>	647	490	157	103	456	88
<b>Dlx Holiday Cpe</b>	1217	1039	178	88	798	331
<b>Cutlass Spt Cpe</b>	3787	3404	383	221	2422	1144
<b>Cutlass Holiday Cpe</b>	13493	12322	1171	297	8025	5171

<b>Cutlass Convertible</b>	2853	2653	240	62	1448	1343
<b>Total</b>	21997	19868	2129	771	13149	8077
Other Statistics:						
1966 W30 Ram Air – 54						

<b>1967 4-4-2 Production Breakdown</b>				
	<b>Units</b>	<b>3-speed</b>	<b>4-speed</b>	<b>Auto</b>
<b>Cutlass Sports Cpe</b>	4751	422	2535	1793
<b>Cutlass Holiday Cpe</b>	16998	409	7661	8928
<b>Cutlass Convertible</b>	3080	87	1185	1807
<b>Total</b>	24833	918	11381	12528

<b>Oldsmobile 4-4-2 Production Breakdown 1968-1971</b>				
	<b>1968</b>	<b>1969</b>	<b>1970</b>	<b>1971</b>
<b>Sport Coupe</b>	4282	2475	1688	0
<b>Hardtop Coupe</b>	24183	19587	14709	6285
<b>Convertible</b>	5142	26357	2933	1304
<b>Rallye 350</b>	0	0	3547	0
<b>Total</b>	33607	48419	22877	7589
Other Statistics:				
1968 W30 Convertible – 170 (47 with 4-speed, 123 with automatic)				
1969 W30 – 1,389 (121 Convertibles)				
1970 W30 – 3,100 (Including 264 Convertibles)				
1970 W30 Wagon – 2				
1971 W30 – 563				

<b>1972 Oldsmobile 4-4-2 Production Breakdown</b>					
	<b>L32/L34</b>	<b>W-30</b>	<b>3-spd</b>	<b>4-spd</b>	<b>Auto</b>
<b>Coupe/Hardtop</b>	8015	659	240	1121	7313
<b>Convertible</b>	1058	113	15	131	1025
<b>Total</b>	9073	772	255	1252	8338

1972: 9,715

- Cutlass Hardtop – 751
- Cutlass S Sports Coupe – 123
- Cutlass S Hardtop – 7,800
- Cutlass Supreme Convertible – 1,041

1973: 9,797 (251 Cutlass & 9,546 Cutlass “S”)

1976: 9,576

1977: 11,649

Coupe: 1980 (sales) – 26,269      1985 – 3,500      1986 – est. 3,000      1987 – 4,210

**U.S. Sales**

1996 – 331,287    1997 – 304,759    1999 – 352,197    2000 – 289,172    2001 – 233,745  
2002 – 155,112

---

**Opel**

<b>Admiral</b>	1969-77 – 35,622			
<b>Arena</b>	Sales: 1997 – 85			
<b>Ascona</b>	1970-75 – 641,438	1975-81 – 1,512,971	400 1979-83 – 448	
<b>Astra</b>	German CYP: 1992 – 644,125 1996 – 466,938	1993 – 525,010 1997 – 488,921	1994 – 546,869 1998 – 552,423	1995 – 545,877 1999 – 548,821
<b>Calibra</b>	German CYP: 1992 – 57,254 1996 – 10,815	1993 – 28,870 1997 – 5,584	1994 – 22,812	1995 – 16,991
	Sales: 1996 – 11,108	1997 – 5,956		
<b>Commodore</b>	1967-72 – 156,330	1972-77 – 140,827	1980-83 – 107,350	
<b>Corsa</b>	Sales: 1996 – 92,430	1997 – 77,682		
	German CYP: 1997 – 167,468	1998 – 143,810	1999 – 79,461	
	Spain CYP: 1999 – 396,178			
<b>Diplomat</b>	1969-77 – 21,021	Coupe by Karmann 1964-68 – 304		
<b>Frontera</b>	Sales: 1996 – 6,621	1997 – 4,433		
<b>GT</b>	1968-73 – 103,463			
	1968 – 529	1969 – 31,474		
	1970 – 24,304	1971 – 14,715		
	1972 – 17,398	1973 – 11,380		
<b>Kadett</b>	1973-79 – 1,701,075			
	1979-84 – 2,092,140			
	Aero (targa panels) 1973-79 – 1,242			
	CYP: (incl. Combo) 1992 – 244,167	1993 – 6,976		
	German CYP: 1997 – 6,597	1998 – 5,712		
<b>Kapitan</b>	1958-59 – 34,842	1969-77 – 4,976		
<b>Manta</b>	Rallye USA Sales: 1973 – 8,360	1974 – 7,959		
	Luxus USA Sales: 1973 – 17,536	1974 – 14,026	1975 (all) – 15,118	
	Coupe 1970-75 – 498,553	Coupe 1975-88 – 603,000	400 1979-83 – 236	
<b>Midi</b>	Sales: 1996 – 224	1997 – 62		
<b>Monterey</b>	Sales: 1996 – 1,080	1997 – 914		
<b>Monza</b>	Coupe 1978-87 – 43,500			
<b>Olympia</b>	1967-70 – 80,637	Rekord Cabriolet 1953-57 – 12,504		
<b>Omega</b>	German CYP: 1992 – 111,470 1996 – 103,629	1993 – 62,920 1997 – 114,004	1994 – 134,002 1998 – 74,939	1995 – 124,022 1999 – 64,043
	Sales: 1996 – 104,309	1997 – 113,321		
<b>Opel/Isuzu</b>	USA Sales: 1976 – 10,483 Total – 72,587	1977 – 29,067 (also referred to as Buick-Opel, sold through Buick)	1978 – 19,222	1979 – 13,815
<b>Pontiac TransSport</b>	Sales: 1996 – 2,927	1997 – 75		



1970 Opel GT

<b>Rekord</b>	1972-77 – 1,128,196	1977-86 – 1,362,000		
<b>Senator</b>	1978-87 – 118,500			
	CYP: 1992 – 5,952	1993 – 2,688		
<b>Sintra</b>	Sales: 1997 – 14,019			
<b>Tigra</b>	Sales: 1996 – 12,179	1997 – 7,908		
	Spain CYP: 1999 – 22,963			
<b>Vectra</b>	German CYP: 1992 – 242,995	1993 – 175,358	1994 – 127,146	1995 – 152,499
	1996 – 294,624	1997 – 283,347	1998 – 248,105	1999 – 171,422
	Sales: 1996 – 370,046	1997 – 377,181		
<b>Zafira</b>	German CYP: 1998 – 318	1999 – 150,064		
<b>1900</b>	USA Sales: 1971 – 8,378	1972 – 10,647		

### South Africa

Sales:		
Corsa:	1997 – 14,632	1998 – 10,344
Astra:	1997 – 10,292	1998 – 5,967
Kadett:	1997 – 4,512	1998 – 2,175

### Production

1947 – 20	1948 – 6,028	1949 – 27,990	1950 – 59,990	1951 – 61,900
1952 – 66,744	1953 – 83,624	1954 – 130,342	1955 – 142,795	1956 – 163,143
1957 – 186,292	1958 – 231,406	1959 – 239,286	1960 – 290,627	1961 – 289,486
1962 – 294,885	1964 – 555,772	1965 – 512,997	1966 – 552,427	1967 – 448,531
1968 – 539,099	1969 – 665,754	1970 – 698,622	1992 – 1,411,169	1993 – 1,073,991
1994 – 1,146,779	1995 – 1,137,156	1996 – 1,181,658		

### Spain Production CYP

1995 – 433,275	1996 – 437,033	1997 – 452,710	1998 – 453,420	1999 – 419,141
----------------	----------------	----------------	----------------	----------------

### South Africa Production CYP

1996 – 22,554	1997 – 29,971	1998 – 20,458	1999 – 20,840
---------------	---------------	---------------	---------------

### German Production CYP

1995 – 998,756	1996 – 1,035,795	1997 – 1,040,298	1998 – 1,051,162	1999 – 1,030,304
----------------	------------------	------------------	------------------	------------------

## Opperman

<b>Stirling</b>	1958-59 – 2
-----------------	-------------

## OSCA

<b>Maserati 750S</b>	1956 – 2
----------------------	----------



## Owen

**Sedanca** c1980 – 2

## Packard

### PRE WAR:

Custom Super 8 / 180 by Darrin 1940-42 – less than 200  
by Rollson 1940-42 – less than 100

One-Ten & Clipper 110 Convertible (estimated):	1940 – 750	1941 – 500	1942 – 500		
120 Convertible (estimated):	1940 – 1,500	1941 – 1,000	1942 – 1,000		
One-Twenty / Eight:	1935 – 24,955	1936 – 55,042	1937 – 50,100	1938 – 22,624	1939 – 17,647
Super Eight:	1933 – 1,300	1934 – 1,920	1935 – 1,392	1936 – 1,330	1937 – 5,793
	1938 – 2,478	1939 – 3,962			
Super Eight 160 Convertible:	1940-41 – less than 500 per year				
Twelve: 1933 – 520	1934 – 960	1935 – 721	1936 – 682	1937 – 1,300	1938 – 566
	1939 – 446				
Twin Six 1932 – 549					
1005 V-12 Coupe w/rumble seat 1933 – 5					

### POST WAR

**Caribbean** 1953 – 750      1954 – 400      1955 – 500  
1956 hardtop – 263      conv – 276  
1953 Convertible w/9-bearing engine – 1



*1956 Packard Caribbean Hardtop*

**Clipper** 1941 – 16,600  
Constellation 1955 – 6,672  
Sportster: 1953 – 3,672      1954 – 1,336  
180 1942 – estimated 600  
4-door sedan 1947 – 3,940      4-door wagon 1947 – 869

### **Custom Eight**

2-door Convertible:	1948 – 1,105	1949a – 213	1949b – 68	1950 – 77
Sedan:	1948 – 5,936	1949a – 2,990	1949b – 973	1950 – 707
LWB/Limo:	1948 – 230	1949 – 50		
Super Clipper sedan & coupes	1946-47 – 7,162			
Super Clipper LWB	1946-47 – 3,081			

**Darrin** Super 8 1939 – 2

**Eight** Station Wagon 1948-50 – 3,864

**Executive** 1956: 4-door sedan – 1,762      2-door hardtop – 1,031

**Four Hundred** (400): 1955 – 7,206      1956 – 3,224

**Hawk** 1958 – 588

**Pacific** 1954 – 1,189

<b>Panther</b>	1954 – 4				
<b>Patrician</b>	1951 – 9,001	1952 – 3,975	1953 – 7,456	1954 – 2,760	1955 – 9,127
	1956 – 3,775				
	Formal Sedan by Derham 1951-54 – estimated 25 built annually				
<b>Standard</b>	convertible 1954 – 863				
<b>Super Eight</b>	1949:	2-door convertible – 685		LWB sedan – 4	
	1950:	2-door convertible – 600			
<b>1958 Models</b>	Sedan – 1,200	Hardtop – 675	Wagon – 159		
<b>Production:</b>	1930 – 36,334	1931 – 15,450	1932 – 16,613	1933 – 4,803	1934 – 8,000
	1935 – 31,889	1936 – 61,027	1937 – 122,593	1938 – 55,718	1939 – 46,405
	1940 – 98,020	1941 – 72,855	1942 – 33,776	1946 – 30,793	1947 – 51,086
	1948 – 92,251	1949 – 116,248	1950 – 42,627	1951 – 100,713	1952 – 62,921
	1953 – 90,252	1954 – 31,291	1955 – 55,247	1956 – 10,353	1957 – 4,809
	1958 – 2,622				

## Panhard

<b>CD</b>	1963-65 – 160	
<b>Dyna</b>	120 & 130 1950-53 – 35,565	
	Dyna Junior 1952-56 – est. 2,000	
<b>PL17</b>	Sedan 1959-64 – est. 130,000	Convertible – estimated 400 (est. 10 exist today in USA)
<b>24CT</b>	2+2 Coupe 1963-67 – 24,962	

## Panoz

<b>Roadster</b>	1995-97 – estimated 200	1998 – 72
	10 <sup>th</sup> Anniversary A.I.V. Roadster (2002) – 10	

## Panther

<b>DeVille</b>	1974-85 – 62 (54 Saloons, 7 Convertibles, 1 Coupe)			
<b>FF</b>	1974-75 – 12			
<b>J72</b>	1972-81 – 300			
<b>Kallista</b>	1988 – 229			
	Calendar Year Production: 1995 – 4			
<b>Lazer</b>	1974-75 – 1			
<b>Lima</b>	1976-82 – 897 (some sources list 918)			
<b>Rio</b>	1975-77 – 38 (Some sources list 34)			
<b>Solo</b>	1990 – 12			
<b>Production</b>	1987 – 205	1988 – 150	1989 – 189	1990 – 115

## Paramount

1949-56 – estimated 72

---

## Peel

**Viking** 1965-67 – estimated 20

---

## Peerless

**GT** Phase I 1957-58 – 250 1957-58 GT – 290 estimated Phase 1 – 239 Phase 2 – 44

---

## Pegaso

**Thrill I – 1**  
**Z102** 1951-58 – estimated 96  
Z102 & Z103 1951-58 – estimated 125 (some sources list 112)



1955 Pegaso Z102

---

## Peugeot

**Partner** Argentina CYP: 1999 – 670

**106** France CYP: 1994 – 340,800 1995 – 332,600 1996 – 350,500 1998 – 263,203  
1999 – 130,502

**204** Coupe 1966-70 – 42,765 Convertible 1966-70 – 18,181

**205** 1983-93 – 2,740,000  
T16 1983-84 – 200+ 1994 – 146,600 1995 – 99,400 1996 – 76,100  
France CYP: 1995 – 78,521 1996 est. – 57,006  
Spain CYP: 1999 – 2,382

**206** UK CYP: 1998 – 23,277 1999 – 162,554  
France CYP: 1998 – 124,483 1999 – 386,855  
Argentina CYP: 1999 – 2,931

**304** Cabrio 1969-80 – 18,647

**305** 1977-88 – 1,740,300

**306** France CYP: 1994 – 380,800 1995 – 375,500  
1996 – 351,600 1998 – 210,206



1999 – 194,562  
 Spain CYP: 1999 – 102,449  
 Argentina CYP: 1999 – 7,988

**309** 3/5-door 1986-93 – 837,250

**403** Cabriolet 1956-61 – 2,050

*Peugeot 403 1.5 4-cylinder 4-door*

**404** Coupe 1962-69 – 3,616 (6,837)  
 Cabriolet 1962-69 – 3,728

**405** (all) 1988-93 – 1,843,500  
 CYP: 1995 – 107,677 1996 est – 27,461  
 Argentina CYP: 1999 – 3,173

**406** France CYP: 1995 – 70,844 1996 est – 251,716  
 1998 – 200,757 1999 – 232,523  
 Coupe by Pininfarina CYP: 1997 – 12,000 est  
 1998 – 24,276 1999 – 17,495



*1990 Peugeot 405 Wagon*

**504** Coupe 1970-83 – 26,477  
 Cabriolet 1970-83 – 8,185 (14 1972 models with right-hand-drive)  
 Cabriolet w/V6 – 4,472  
 Argentina CYP: 1999 – 1,991

**505** 1979-92 – 1,743,650  
 U.S. Sales:  
 TurboDiesel: 1980 – 623 1981 – 9,248

**604** 1975-84 – 240,100 Calendar Year Production: 1975 – 10,284 1976 – 36,026  
 1977 – 24,843 1978 – 26,043 1979 – 25,780 1980 – 11,680 1981 – 7,235  
 1982 – 5,665 1983 – 3,470 1984 – 1,644 1985 – 561

Limousine by Heuliez – est. 30

U.S. Sales:  
 1980 – 1,202  
 1981 – 585 (includes 111 SL and 474 Turbo Diesel)  
 1984 – 306

**605** France CYP: 1994 – 19,000 1995 – 17,000 1996 – 9,600 1998 – 6,883  
 1999 – 2,320

**607** France CYP: 1999 - 556

**806** France CYP: 1994 – 10,900 1995 – 30,000 1996 – 20,700 1998 – 19,785  
 1999 – 22,288

**USA Sales** 1958 – 6,867 1959 – 15,787 1960 – 11,373 1961 – 3,229 1962 – 4,720  
 1963 – 2,446 1964 – 2,692 1965 – 2,541 1966 – 3,354 1967 – 3,594  
 1968 – 4,684 1969 – 2,681 1970 – 6,541 1971 – 6,718 1972 – 4,593  
 1973 – 4,010 1974 – 7,948 1975 – 11,850 1976 – 9,497 1977 – 10,295  
 1978 – 9,061 1979 – 11,688 1980 – 12,930 1981 – 16,725 1982 – 14,323  
 1983 – 15,241 1984 – 20,007 1985 – 15,636 1986 – 14,296 1987 – 9,422

1988 – 6,713    1989 – 6,095    1990 – 4,292    1991 – 2,223

**UK Sales**    1995 – 143,321    1996 – 153,242

**South Africa Sales**

306:            1998 – 171  
 406:            1998 – 287  
 806:            1998 – 52  
 Total:           1998 – 510

**Production** 1987 – 858,400    1988 – 971,900    1989 – est. 947,000  
 1992 -1,126,267    1993 – 946,988    1994 – 1,072,382    1995 – 1,019,678    1996 – 1,021,506  
 1997 – 1,061,371

**Spain Production CYP**

1995 – 107,947    1996 – 111,411    1997 – 130,917    1998 – 133,936    1999 – 130,945

**Great Britain Production CYP**

1995 – 78,379    1996 – 85,108    1997 – 84,994    1998 – 71,441    1999 – 162,554

**France Production CYP**

1995 – 1,019,678    1996 – 783,473    1997 – 760,101    1998 – 825,317    1999 – 969,606

**Argentina Production CYP**

1990 – 34,859    1991 – 57,202    1992 – 108,393    1993 – 135,938    1994 – 162,249  
 1995 – 100,540    1996 – 55,882    1997 – 23,225    1998 – 25,227    1999 – 17,434

**South Africa Production CYP**

1998 – 510    1999 – 404

**Pierce-Arrow**

**Eight** (\* = estimated):    1930 – 6,795\*    1932 – 2,284\*    1933 – 1,527    1934 – 1,358\*    1935 – 525  
    1936 – 636    1937 – 121    1938 – 12\*

**Twelve** (\* = estimated):    1932 – 199    1933 – 771    1934 – 377    1935 – 204    1936 – 206  
    1937 – 43    1938 – 12\*

1901-1938 Estimated Production		
1901-2 Model A – 25	1902-03 Model D/E/F – 125	1903 Model 5H-K/F/G – 40
1903 Model 6H-K – 150	1903 Model 8L – 50	1903 Model 15J – 50
1904 Model 8M – 220	1904 Model 15J – 75	1904 Model 24-28N – 50
1905 Model 24-28N – 75	1905 Model 28-32NN – 200	1905 Model 40P – 25
1906 Model 28-32NN – 400	1906 Model 40-45PP – 300	1907-08 Model 30-NN – 400
1907-08 Model 45-PP – 500	1907-08 Model 65-Q – 165	1908 Model 40-S – 35
1908-09 Model 24-T – 100	1908-09 Model 40-PP – 100	1908-09 Model 48-SS – 360
1908-09 Model 60-QQ – 85	1908-09 Model 30-U – 3	1910 Model 36-UU – 600
1910 Model 48-SS – 800	1910 Model 66-QQ – 100	1911 Model 36-UU – 1,000
1911 Model 48-SS – 1,000	1911 Model 66-QQ – 200	1912 Model 36-UU – 1,000
1912 Model 48-SS – 830	1912 Model 66-QQ – 200	1913 Model 38-C – 750
1913 Model 48-B – 825	1913 Model 48-D – 135	1913 Model 66-A – 200
1914 Model 38-C-2 – 500	1914 Model 48-B-2 – 900	1914 Model 66-A-2 – 65
1914-16 38-C-3 – 1,650	1914-16 66-A-3 – 100	1914-16 48-B-3 – 1,350
1916-18 38-C-4 – 2,000	1916-18 48-B-4 – 2,400	1916-18 66-A-4 – 500

1918-19 48-B-5 – 1,000	1919-20 Model 31 – 1,750	1919-20 Model 51 – 2,250
1921 Model 32 – 1,000	1922-25 Model 33 – 6,580	1925-27 Model 80 – 15,000
1926-28 Model 36 – 1,900	1928 Model 81 – 5,000	1929 Model 133 – 6,000
1929 Model 143 – 2,000	1930 Model C – 2,880	1930 Model B – 3,640
1930 Model A – 1,150	1931 Model 43 – 2,500	1931 Model 42 – 800
1931 Model 41 – 385	1932 Model 54 – 1,790	1932 Model 53 – 250
1932 Model 52 – 60	1932 Model 51 – 140	1933 Model 836 – 1,525
1933 Model 1236 – 500	1933 Model 1242 – 120	1933 Model 1247 – 120
1933 Silver Arrow – 145	1934 Model 836A – 500	1934 Model 840A – 655
1934 Model 1240A – 290	1934 Model 1248A – 90	1935 Model 845 – 525
1935 Model 1245 – 145	1935 Model 1255 – 60	1936 Model 1601 – 635
1936 Model 1602 – 135	1936 Model 1603 – 135	1937 Model 1701 – 120
1937 Model 1702 – 43	1937 Model 1703 – 28	1938 Model 1801 – 18
1938 Model 1802 – 12	1938 Model 1803 – 10	

**Production:** 1930 – 9,865 1931 – 4,500\* 1932 – 2,234 1933 – 2,298 1934 – 1,735

## Piper

**GTT & P2** 1968-74 – estimated 100

## Plymouth

**Acclaim** 1989 – 77,752 1990 – 110,330 1991 – 97,146 1992 – 77,105 1993 – 55,531  
1994 – 40,294 1995 – 12,391

### **Barracuda**

<b>Plymouth Barracuda Production Table 1964-69</b>						
	<b>1964</b>	<b>1965</b>	<b>1966</b>	<b>1967</b>	<b>1968</b>	<b>1969</b>
<b>Hardtop Coupe</b>	23433	64596	38029	28196	19997	12757
<b>Fastback Coupe</b>	0	0	0	30110	22575	17788
<b>Convertible</b>	0	0	0	4228	2840	1442
<b>Total</b>	23433	64596	38029	62534	45412	31987
<b>6-cylinder</b>	2647	18756	10645	NA	NA	NA
<b>8-cylinder</b>	20796	41601	25536	NA	NA	NA

<b>Plymouth Barracuda Production Table 1970-74</b>					
	<b>1970</b>	<b>1971</b>	<b>1972</b>	<b>1973</b>	<b>1974</b>
<b>Coupe</b>	25651	9459	10622	11587	6745
<b>Convertible</b>	596	1014	0	0	0
<b>Gran Coupe</b>	8183	1615	0	0	0
<b>Gran Convertible</b>	596	0	0	0	0
<b>Total</b>	35026	12088	10622	11587	6745
Other Statistics:					
1968 S/S Hemi – 70					

### **Belvedere**

<b>Plymouth Belvedere Production Table 1965-70</b>						
	<b>1965</b>	<b>1966</b>	<b>1967</b>	<b>1968</b>	<b>1969</b>	<b>1970</b>
<b>I 2-door Sedan</b>	12536	9381	4718	0	0	0
<b>I 4-door Sedan</b>	35968	31063	13988	0	0	0
<b>I Wagon</b>	8338	8200	3172	0	0	0



<b>Hardtop Coupe</b>	4485	7438	5303	21494	18079
<b>4-door Sedan</b>	0	0	0	30149	21292
<b>Hardtop Sedan</b>	0	0	0	13614	9036
<b>Sport Fury HT Cpe</b>	0	0	0	17867	0
<b>Sport Fury Convert.</b>	0	0	0	5990	0
<b>Convertible</b>	0	0	0	0	7080
<b>Total</b>	4485	7438	5303	89114	55487



*1959 Plymouth Sport Fury*

<b>Plymouth Fury/Gran Fury Production Table 1961-1964</b>				
	<b>1961</b>	<b>1962</b>	<b>1963</b>	<b>1964</b>
<b>Hardtop Coupe</b>	16141	9589	13832	26303
<b>4-door Sedan</b>	22169	17531	31891	34901
<b>Hardtop Sedan</b>	8507	5995	11887	13713
<b>Convertible</b>	6948	4349	5221	5173
<b>Sport Hardtop Cpe</b>	0	4039	11483	23695
<b>Sport Convertible</b>	0	1516	3836	3858
<b>Wagon 6-Passenger</b>	0	0	3304	3646
<b>Wagon 9-Passenger</b>	0	0	3368	4482
<b>Total</b>	53765	43019	84822	115771

<b>Plymouth Fury Production Table 1965-1969</b>					
	<b>1965</b>	<b>1966</b>	<b>1967</b>	<b>1968</b>	<b>1969</b>
<b>Fury I 2-door Sdn</b>	17294	12538	6647	5788	4971
<b>Fury I 4-door Sdn</b>	48575	39698	29354	49423	18771
<b>Fury I Wagon</b>	13360	9690	6067	0	0
<b>Fury II 2-door Sedan</b>	4109	2503	2783	3112	3268
<b>Fury II 4-door Sedan</b>	43350	55016	45673	49423	41047
<b>Fury II 6P Wagon</b>	12853	10718	10736	0	0
<b>Fury II 9P Wagon</b>	6445	5580	5649	0	0
<b>Fury III HT Coupe</b>	43251	41869	37448	60472	44168
<b>Fury III 4-door Sdn</b>	50725	46505	52690	57899	72747
<b>Fury III HT Sedan</b>	21367	33922	43614	45147	68818
<b>Fury III Convertible</b>	5524	4326	4523	4483	4129
<b>Fury III 6P Wagon</b>	8931	9239	9270	0	0
<b>Fury III 9P Wagon</b>	9546	10886	12533	0	0
<b>Sport HT Coupe</b>	38348	32523	28448	6642	14120
<b>Sport Convertible</b>	6272	3418	3133	2489	1579
<b>Sport "PS" Fastback</b>	0	0	0	17073	0
<b>Fury III Formal Sdn</b>	0	0	0	0	22738
<b>Sport Formal Coupe</b>	0	0	0	0	2169
<b>Total</b>	329950	318431	298568	301951	298525



<b>Plymouth Fury Production Table 1970-1974</b>					
	<b>1970</b>	<b>1971</b>	<b>1972</b>	<b>1973</b>	<b>1974</b>
<b>Fury I 2-door Sedan</b>	2353	5152	0	0	0
<b>Fury I 4-door Sedan</b>	14813	16395	14006	17365	8162
<b>Fury II 2-door Sedan</b>	21316	7859	7515	0	0
<b>Fury II 4-door Sedan</b>	27694	20098	20051	21646	11649
<b>Fury II 2S Wagon</b>	0	4877	5268	5206	2490
<b>Fury II 3S Wagon</b>	0	2662	2773	0	0
<b>Fury III HT Coupe</b>	21373	21319	21204	34963	14167
<b>Fury III Convertible</b>	1952	0	0	0	0
<b>Fury III Formal Cpe</b>	12367	24465	9036	0	0
<b>Fury III 4-door Sdn</b>	50876	44244	46731	51742	27965
<b>Fury III HT Sedan</b>	47879	55356	48618	51215	18778
<b>Fury III 2S Wagon</b>	0	10874	11067	9888	3877
<b>Fury III 3S Wagon</b>	0	11702	14041	15671	5628
<b>Sport HT Coupe</b>	8018	3912	0	0	0
<b>Sport Formal Cpe</b>	5688	3957	0	0	0
<b>Sport 4-door Sedan</b>	5135	2823	0	0	0
<b>Sport HT Sedan</b>	6854	4813	0	0	0
<b>Sport 2S Wagon</b>	0	5103	4971	4832	1712
<b>Sport 3S Wagon</b>	0	13021	15628	15680	6047
<b>Sport GT Coupe</b>	0	375	0	0	0
<b>Gran HT Coupe</b>	0	0	15840	18127	9617
<b>Gran Formal Coupe</b>	0	0	8509	0	0
<b>Gran HT Sedan</b>	0	0	17551	14852	8191
<b>Total</b>	226318	259007	262809	261187	118283

<b>Plymouth Fury Production Table 1975-1979</b>					
	<b>1975</b>	<b>1976</b>	<b>1977</b>	<b>1978</b>	<b>1979</b>
<b>Coupe</b>	8398	16415	16410	13276	0
<b>4-door Sedan</b>	11432	22654	25172	83649	0
<b>Wagon</b>	4468	9036	12321	8411	0
<b>Custom Coupe</b>	27486	0	0	0	0
<b>Custom Wagon</b>	31080	0	0	0	0
<b>Custom Wagon 2S</b>	3890	0	0	0	0
<b>Custom Wagon 3S</b>	4285	0	0	0	0
<b>Sport HT Coupe</b>	17782	28851	30075	13031	0
<b>Sport Wagon 2S</b>	1851	2175	2502	1720	0
<b>Sport Wagon 3S</b>	3107	3482	4065	2528	0
<b>Gran Sedan</b>	8185	8928	14242	0	0
<b>Gran Wagon 2S</b>	2295	1587	2055	0	0
<b>Gran Coupe</b>	0	0	2772	0	0
<b>Gran Custom HT Cpe</b>	6041	2733	0	0	0
<b>Gran Custom 4d Sedan</b>	19043	14738	0	0	0
<b>Gran Custom HT Sdn</b>	11292	0	0	0	0
<b>Gran Custom Wagon 2S</b>	3155	1433	0	0	0
<b>Gran Custom Wagon 3S</b>	4500	1998	0	0	0
<b>Gran Brougham Coupe</b>	6521	2619	4846	0	0
<b>Gran Brougham Sedan</b>	5521	2990	17687	0	0
<b>Gran Sport Wagon 2S</b>	1508	0	1631	0	0
<b>Gran Sport Wagon 3S</b>	4740	2484	4319	0	0
<b>Salon 4-door Sedan</b>	0	20234	25617	14964	0
<b>Total</b>	186580	142357	163714	137579	0

<b>Plymouth Gran Fury Production 1980-1989</b>					
	<b>1980</b>	<b>1981</b>	<b>1982</b>	<b>1983</b>	<b>1984</b>
<b>4-door Sedan</b>	15469	7719	18111	15739	14516
<b>Salon 4-door Sedan</b>	3255	0	0	0	0
<b>Total</b>	18724	7719	18111	15739	14516
<b>Other Statistics:</b>					
1981 with 6-cylinder engine – 468					
1985 Salon Sedan – 19,102					
1986 Salon Sedan – 14,761					
1987 Salon Sedan – 10,377					
1988 Salon Sedan – 11,183					
1988 base Sedan – 238					
1989 Salon Sedan – 4985					

**GTX**

<b>Plymouth GTX Production Table</b>					
	<b>1967</b>	<b>1968</b>	<b>1969</b>	<b>1970</b>	<b>1971</b>
<b>Coupe</b>	11429	17914	14902	7748	2942
<b>Convertible</b>	686	1026	700	0	0
<b>Total</b>	12115	18940	15602	7748	2942
<b>Hemi Coupe</b>	0	410	198	72	30
<b>Hemi Convertible</b>	0	36	11	0	0
<b>440 2-door Coupe</b>	0	0	0	678	135
<b>Other Statistics:</b>					
1971 GTX with factory Sunroof – 32					

**Horizon**

<b>Plymouth Horizon Production Breakdown Table</b>				
	<b>Base</b>	<b>Custom</b>	<b>SE</b>	<b>America</b>
<b>1978</b>	106772	0	0	0
<b>1979</b>	99048	0	0	0
<b>1980</b>	94740	0	0	0
<b>1981</b>	58547	0	0	0
<b>1982</b>	17315	0	0	0
<b>1983</b>	35796	10675	0	0
<b>1984</b>	62903	0	15661	0
<b>1985</b>	71846	0	16165	0
<b>1986</b>	76458	0	8050	0
<b>1987</b>	0	0	0	79449
<b>1988</b>	0	0	0	61715
<b>1989</b>	0	0	0	45341
<b>1990</b>	16397	0	0	0
<b>Total</b>	639822	10675	39876	186505
Note: Base 1981 Production includes Miser				
<b>Other Models:</b>				
1982 Miser – 19,102				
1982 Euro-Sedan – 779				

**Laser**

1991 – 30,720    1992 – 25,019    1993 – 17,178    1994 – 5,067

**Neon**

U.S. Sales:    1997 – 86,798    1998 – 78,533    1999 – 71,561    2000 – 49,951

2001 – 30,054

<b>1995 Plymouth Neon Production Breakdown</b>					
	<b>Base 4-door</b>	<b>Highline 4-door</b>	<b>Sport 4-door</b>	<b>Highline 2-door</b>	<b>Sport 2-door</b>
<b>Lapis Blue</b>	2417	1847	0	468	0
<b>Light Iris</b>	2946	4876	1083	1020	558
<b>Aqua Pearl</b>	3172	0	0	0	0
<b>Flame Red</b>	4048	6015	1544	2251	1327
<b>Bright White</b>	4538	9485	2025	2516	1327
<b>Black</b>	2907	3624	1764	1586	1781
<b>Brilliant Blue</b>	0	7317	1584	1933	1017
<b>Emerald Green</b>	0	16597	4389	3982	2602
<b>Strawberry</b>	0	6146	1042	1584	475
<b>Total</b>	20028	55907	13431	15340	9087
<b>Other Statistics:</b>					
Equipped with SOHC engine – 110,630					
Equipped with DOHC engine – 3,683					
Sport Coupe with SOHC engine – 5,990					
Sport Coupe with DOHC engine – 3,311					
Equipped with DD4 5-speed manual performance transmission – 3,177					
Equipped with DD5 5-speed manual transmission – 24,446					
Equipped with 3-speed automatic transmission- 86,690					
Nitro ACR 4-door – 16					
Nitro ACR Coupe – 63					
Nitro 4-door Sport – 206					
Nitro Coupe Sport – 405					
ACR 4-door in Brilliant Blue – 21					

<b>1996 Plymouth Neon Production Breakdown</b>						
	<b>Base 4-door</b>	<b>Highline 4-door</b>	<b>Sport 4-door</b>	<b>Base 2-door</b>	<b>Highline 2-door</b>	<b>Sport 2-door</b>
<b>Lapis Blue</b>	3615	1799	0	2085	666	0
<b>Magenta</b>	1007	383	186	786	270	183
<b>Flame Red</b>	6932	4889	306	4260	1741	293
<b>Bright White</b>	8908	9252	454	4248	2294	254
<b>Black</b>	5334	3329	430	3630	1851	567
<b>Brilliant Blue</b>	0	5184	268	0	545	162
<b>Light Iris</b>	0	3233	182	0	342	63
<b>Emerald Green</b>	0	11340	998	0	2263	770
<b>Bright Jade</b>	0	2639	175	0	0	0
<b>Strawberry</b>	0	4421	71	0	764	54
<b>Total</b>	25796	46469	3070	15009	10736	2346
<b>Other Statistics:</b>						
Equipped with SOHC engine – 99,097						
Equipped with DOHC engine – 4,714						
Sport Coupe with SOHC engine – 818						
Sport Coupe with DOHC engine – 1,528						
Equipped with DD4 5-speed manual performance transmission – 2,518						
Equipped with DD5 5-speed manual transmission – 18,420						
Equipped with 3-speed automatic transmission – 82,873						

**Prowler**

U.S. Sales:

1997 – 120                      1998 – 1,594  
 1999 – 2,365                  2000 – 2,631  
 2001 – 1,053



2000 Plymouth Prowler

<b>Plymouth Prowler Color Breakdown</b>						
	<b>1997</b>	<b>1999</b>	<b>2000</b>	<b>2001</b>	<b>2002</b>	<b>Total</b>
<b>Purple</b>	457	1134	0	0	0	1591
<b>Yellow</b>	0	605	572	0	0	1177
<b>Black</b>	0	799	1112	0	0	1911
<b>Red</b>	0	1383	193	0	0	1576
<b>Silver</b>	0	0	711	545	0	1256
<b>“Woodward”</b>	0	0	153	0	0	153
<b>“Two/Tone”</b>	0	0	5	0	0	5
<b>Black/Tie</b>	0	0	0	163	0	163
<b>Orange</b>	0	0	0	695	0	695
<b>Blue (Chrysler)</b>	0	0	0	1281	0	1281
<b>Black (Chrysler)</b>	0	0	0	1	0	1
<b>Orange (Chrysler)</b>	0	0	0	346	0	346
<b>Silver (Chrysler)</b>	0	0	0	106	98	204
<b>Inca Gold (Chrysler)</b>	0	0	0	0	616	616
<b>Yellow (Chrysler)</b>	0	0	0	0	174	174
<b>Total</b>	457	3921	2746	3137	888	11149

*\* Note 2002 Production figures were as of October 31, 2001.*

**Reliant**

<b>Plymouth Reliant Production 1985-1989</b>					
	<b>-1985-</b>	<b>-1986-</b>	<b>-1987-</b>	<b>-1988-</b>	<b>-1989-</b>
<b>Base 2d Sedan</b>	11317	2573	200	0	0
<b>Base 4d Sdn</b>	45972	26220	5142	0	0
<b>S/E 2-door</b>	9530	10707	0	0	0
<b>S/E 4-door</b>	27231	47827	0	0	0
<b>S/E Wagon</b>	27489	22154	0	0	0
<b>L/E 2-door</b>	4110	2484	9127	95551	0
<b>L/E 4-door</b>	7072	5941	66575	8543	36012
<b>L/E Wagon</b>	4017	5101	22905	21213	0
<b>Total</b>	136738	123007	103949	125307	36012

**Road Runner**

Coupe:	1968 – 44,599	1969 – 82,292	1970 – 40,660	1971 – 14,218
	1972 – 7,628	1973 – 19,056	1974 – 11,555	1975 – 7,183
Convertible:	1969 – 2,128	1970 – 824		
440 3-2 barrel coupe:	1969 – 615	1970 – 651		
440 3-2 barrel hardtop:	1969 – 817	1970 – 1,846	1971 – 246	
440 Convertible:	1970 – 34			
Hemi Convertible:	1969 – 10	1970 – 3		
Hemi Coupe:	1968 – 1,019	1969 – 798	1970 – 149	1971 – 55
Superbird 1970	- 1,920 (716 w/440 3-2barrel, 135 w/Hemi)			

**Sapporo**

U.S. Sales:  
1980 – 10,263    1981 – 13,326

**Satellite**

<b>Plymouth Satellite Production 1965-1970</b>						
	<b>1965</b>	<b>1966</b>	<b>1967</b>	<b>1968</b>	<b>1969</b>	<b>1970</b>
<b>Hardtop Coupe</b>	23341	35399	30328	46539	38323	28200
<b>Convertible</b>	1860	2759	2050	1771	1137	701
<b>4-door Sedan</b>	0	0	0	42309	35296	30377
<b>Wagon 6-Passenger</b>	0	0	0	12097	5837	4204
<b>Wagon 9-Passenger</b>	0	0	0	10883	4730	3277
<b>Sport HT Coupe</b>	0	0	0	21014	15807	8749
<b>Sport Convertible</b>	0	0	0	1523	818	0
<b>Sport Wagon 6-Pass</b>	0	0	0	NA	3221	1975
<b>Sport Wagon 9-Pass</b>	0	0	0	NA	3152	2161
<b>Sport 4-door Sedan</b>	0	0	0	0	5836	3010
<b>Total</b>	25201	38158	32378	136136	114157	82654
Other Statistics:						
1966 Hemi Hardtop Coupe – 817 (314 with automatic, 503 with 4-speed)						
1966 Hemi Convertible – 27						

<b>Plymouth Satellite Production 1971-1974</b>				
	<b>1971</b>	<b>1972</b>	<b>1973</b>	<b>1974</b>
<b>4-door Sedan</b>	11059	12794	14716	12726
<b>Coupe</b>	46807	10507	13570	10634
<b>Sebring HT Coupe</b>		34353	51575	31980
<b>Wagon</b>	7138	7377	6906	4622
<b>Custom Sedan</b>	30773	34973	46748	45863
<b>Custom Wagon 2S</b>	5045	5485	6733	4354
<b>Custom Wagon 3S</b>	4626	5637	7705	5591
<b>Sebring Plus Hardtop Cpe</b>	16253	21399	43628	18480
<b>Brougham Sedan</b>	3020	0	0	0
<b>Regent Wagon 2S</b>	2161	1893	2781	2026
<b>Regent Wagon 3S</b>	2985	2907	4786	3132
<b>Total</b>	129867	137325	199148	139408

**Scamp**

1982 GT – 1,380 1983 – 2,129 (Some sources suggest 3,564 Scamps built in all)

1984 Scamp Calendar Year Production Breakdown estimates		
	Base	GT
Silver Crystal	200	160
Charcoal Gray Metallic	226	706
Beige Crystal	329	0
Graphic Red	317	0
Sable Brown	189	0
Pearl White	320	0
Black	154	294
Silver & Black	11	0
Silver Crystal & Gray	90	0
Red & Black	132	0
White & Black	77	0
Black & Silver	113	0
Crimson Red	0	706

**Sport Fury**

*See also Fury* 1971 – 375 (Some sources list 333)

**TC3**

1979 – 63,715 1980 – 67,738 1981 – 36,312 w/Turismo Package 1980 – 1,701

**Trail Duster**

1974 – 5,015 1975 4x2 – 666 1975 4x4 – 3,877 1976 – 4,255

CYP: 1980 – 1,381 1981 – 263

**Turismo**

Plymouth Turismo Production Breakdown Table			
Year	Base	2.2 Litre	Duster
1982	6608	3208	0
1983	22527	9538	0
1984	38835	10881	8060
1985	44377	7785	27444
1986	41899	4488	16987
1987	24104	0	0
<b>Total</b>	178350	35900	52491

**Valiant**

Plymouth Valiant Production Table 1960-65						
	1960	1961	1962	1963	1964	1965
V100 4-door sedan	52788	25695	33769	54617	44208	42857
V100 6-pass Wagon	12018	6717	5932	11864	10759	10822
V100 9-pass Wagon	1928					
V100 2-door Sedan	0	22230	19679	32761	35403	40434
V200 4-door sedan	106515	59056	55789	57029	63828	41642
V200 6-pass Wagon	16368	10794	8055	11147	11146	6133
V200 9-pass Wagon	4675					
V200 2-door Coupe	0	18586	8484	10605	11013	8919
V200 Convertible	0	0	0	7122	5856	2769
Signet HT Coupe	0	0	25586	30857	37736	10999

<b>Signet Convertible</b>	0	0	0	9154	7636	2578
<b>Total</b>	194292	143078	157294	225156	227585	167153

<b>Plymouth Valiant Production Table 1966-71</b>						
	<b>1966</b>	<b>1967</b>	<b>1968</b>	<b>1969</b>	<b>1970</b>	<b>1971</b>
<b>100 2-door Sedan</b>	35787	29093	31178	29672	0	0
<b>100 4-door Sedan</b>	36031	46638	49446	49409	0	0
<b>100 Wagon</b>	6838	0	0	0	0	0
<b>200 4-door Sedan</b>	39392	0	0	0	0	0
<b>200 Wagon</b>	4537	0	0	0	0	0
<b>Signet Coupe</b>	13045	6843	6265	6645	0	0
<b>Signet Convertible</b>	2507	0	0	0	0	0
<b>Signet 4-door</b>	0	26395	23906	21492	0	0
<b>4-door Sedan</b>	0	0	0	0	50810	42660
<b>Duster Fastback</b>	0	0	0	0	192375	173592
<b>Duster 340 Coupe</b>	0	0	0	0	24817	12886
<b>Scamp Hardtop Cpe</b>	0	0	0	0	0	48253
<b>Total</b>	138137	108969	110795	107218	268002	277391

<b>Plymouth Valiant Production Table 1972-76</b>					
	<b>1972</b>	<b>1973</b>	<b>1974</b>	<b>1975</b>	<b>1976</b>
<b>Duster Fastback</b>	212331	249243	277409	79384	34681
<b>Duster 360 Fastback Coupe</b>	0	0		1421	0
<b>4-door Sedan</b>	52911	61826	127430	44471	40079
<b>Brougham 4-door Sedan</b>	0	0		17803	0
<b>Scamp Hardtop Coupe</b>	49470	53792	51699	23581	6908
<b>Duster 340 Fastback Coupe</b>	15681	15731	0	0	0
<b>Brougham HT Coupe</b>	0	0	2545	5781	0
<b>Duster Custom Fastback Coupe</b>	0	0	0	38826	0
<b>Scamp Special HT Coupe</b>	0	0	0	0	4018
<b>Total</b>	330393	380592	459083	211267	85686

**VIP**

Base Coupe: 1967 – 7,912 1968 – 6,768 1969 – 4,740  
 Sedan: 1967 – 10,830 1968 – 10,745 1969 – 7,982  
 Formal Hardtop Coupe: 1969 – 1,059

**Vol are**

<b>Plymouth Volare Production Breakdown Table</b>					
	<b>1976</b>	<b>1977</b>	<b>1978</b>	<b>1979</b>	<b>1980</b>
<b>Coupe</b>	37024	42455	74818	63620	17781
<b>Sedan</b>	23058	44550	100718	95383	30097
<b>Wagon</b>	46065	80180	81242	50683	19910
<b>Custom Coupe</b>	31252	34196	0	0	0
<b>Custom Sedan</b>	36407	50859	0	0	0
<b>Premier Coupe</b>	31475	21979	0	0	0
<b>Premier Sedan</b>	37131	31442	0	0	0
<b>Primer Wagon</b>	49507	76756	0	0	0
<b>Special Coupe</b>	0	0	0	0	16475
<b>Special Sedan</b>	0	0	0	0	25509
<b>Total</b>	291919	382417	256778	209686	109772
Other Models:					

Road Runner Opt: 1976 – 7,348	1977 – 4,585	1979 – 1,122	1980 – 496
1977 Super Road Runner Package – 2,390			
1978 Super Coupe 360 – 494			
1978 A43 “Street Kit Car” Package – 247			
Sport Wagon: 1979 – 353		1980 – 87	

**Voyager**

MYP:	1987 – 131,739	1988 Base – 18,227	1988 SE – 98,599
	1988 LE – 65,205	1988 Total – 182,031	1989 Base – 25,702
	1989 SE – 108,879	1989 LE – 63,661	1989 Total – 198,332
	1990 Base – 32,274	1990 SE – 96,424	1990 LE – 70,525
	1990 Total – 199,223	1991 – 145,684	1992 – 145,684
	1993 – 187,076	1993 SE – 15,836	1993 LE – 7,390
	1993 LE w/LX – 845	1993 – 236,557	1994 – 221,414
	1995 – 144,109	1996 – 182,628	1997 – 149,477
	1998 – 156,364	1999 – 150,036	
<u>U.S. Sales:</u>	1997 – 156,056	1998 – 156,971	1999 – 138,644
	2001 – 340	2000 – 28,345	

**U.S. Sales**

1999 – 264,624	2000 – 87,246	2001 – 31,574
----------------	---------------	---------------

**Plymouth (AUS)**

**Valiant**

R-Series – 1,009	S-Series – 10,009	AP5 1963-65 – 49,440
Utility – 2,000		

**Pontiac**

**Astre**

2-door:	1975 – 8,339	1976 – 18,143	1977 – 10,327
Hatchback Coupe:	1975 – 40,809	1976 – 19,116	1977 – 12,120
Safari Wagon:	1975 – 15,322	1976 – 13,125	1977 – 10,341
Panel Wagon:	1975 – 131		

**Aztek**

<u>U.S. Sales:</u>	2000 – 11,201	2001 – 27,322	2002 – 27,793
	2003 – 27,345	2004 – 20,588	2005 – 5,020

**Bonneville**

Pontiac Bonneville Production Table 1958-87						
Year	Coupe	HT Sedan	4-Door Sedan	Convertible	Brougham Coupe	Brougham Sedan
1958	9144	0	0	3096	0	0
1959	27769	38696	0	11426	0	0
1960	24015	39037	0	17062	0	0
1961	16906	30830	0	18264	0	0
1962	31629	44015	0	21582	0	0



<b>1963</b>	30995	49929	0	23459	0	0
<b>1964</b>	34769	57630	0	22016	0	0
<b>1965</b>	44030	62480	0	21050	0	0
<b>1966</b>	42004	68646	0	16299	0	0
<b>1967</b>	31016	56307	0	8902	0	0
<b>1968</b>	29598	57055	3499	7358	0	0
<b>1969</b>	27773	50817	4859	5438	0	0
<b>1970</b>	23418	44241	3802	3537	0	0
<b>1971</b>	8778	16393	6513	0	0	0
<b>1972</b>	10568	15806	9704	0	0	0
<b>1973</b>	13866	17202	15830	0	0	0
<b>1974</b>	7639	6151	6770	0	0	0
<b>1975</b>	7854	12641	0	0	0	0
<b>1976</b>	9189	0	14942	0	10466	20236
<b>1977</b>	37817	0	13697	0	15901	47465
<b>1978</b>	22510	0	48647	0	17948	36192
<b>1979</b>	34127	0	71906	0	39094	17364
<b>1980</b>	16771	0	26112	0	12374	21249
<b>1981</b>	14940	0	32056	0	14317	23395
<b>1982</b>	0	0	44378	0	0	20035
<b>1983</b>	0	0	47003	0	0	19335
<b>1984</b>	0	0	40908	0	0	15030
<b>1985</b>	0	0	34466	0	0	8425
<b>1986</b>	0	0	27801	0	0	5941
<b>1987</b>	0	0	53912	0	0	0
<b>1988</b>	0	0	108580	0	0	0
<b>1989</b>	0	0	108653	0	0	0
<b>1990</b>	0	0	85844	0	0	0
<b>1991</b>	0	0	46603	0	0	0
<b>1992</b>	0	0	124511	0	0	0
<b>1993</b>	0	0	104806	0	0	0
<b>1994</b>	0	0	87926	0	0	0
<b>1995</b>	0	0	88076	0	0	0
Other Models :						
1957 Fuel-Injected Option – 630						
LE: 1984 – 17,451 1985 – 10,503 1986 – 7,179 1987 – 69,904						
SSE: 1989 – 17,076 1990 – 16,854						

U.S. Sales:      1996 – 73,849      1997 – 75,882      1998 – 59,638      1999 – 45,111  
                          2000 – 65,606      2001 – 48,598      2002 – 37,599      2003 – 25,250  
                          2004 – 29,852      2005 – 10,037

## Catalina

Pontiac Catalina Production Table 1959-1981						
Year	HT Coupe	HT Sedan	2d Sedan	4d Sedan	Convertible	2+2
<b>1959</b>	38309	45012	26102	72377	14515	
<b>1960</b>	27496	32710	25504	72650	17172	
<b>1961</b>	14524	17589	9846	38638	12379	
<b>1962</b>	46024	29251	14263	68124	16877	
<b>1963</b>	60795	31256	14091	79961	18249	
<b>1964</b>	74793	33849	12480	84457	18693	7998
<b>1965</b>	92009	34814	9526	78853	18347	5316
<b>1966</b>	79013	38005	7925	80483	14837	6383

<b>1967</b>	77932	37256	5633	80551	10033	1768
<b>1968</b>	92217	41727	5247	94441	7339	0
<b>1969</b>	84006	38819	0	84590	5436	0
<b>1970</b>	70350	35155	0	84795	3686	0
<b>1971</b>	46257	22333	0	59355	2036	0
<b>1972</b>	60233	28010	0	83004	2399	0
<b>1973</b>	74394	31663	0	100592	0	0
<b>1974</b>	40657	11769	0	46025	0	0
<b>1975</b>	21644	0	0	40398	0	0
<b>1976</b>	15262	0	0	47235	0	0
<b>1977</b>	14752	0	0	46926	0	0
<b>1978</b>	9224	0	0	39707	0	0
<b>1979</b>	5410	0	0	28121	0	0
<b>1980</b>	3319	0	0	10408	0	0
<b>1981</b>	1074	0	0	6456	0	0
<b>Total</b>	<b>1049694</b>	<b>509218</b>	<b>130619</b>	<b>1428147</b>	<b>161998</b>	<b>21465</b>

Other Statistics:

1963 Super Duty: w/4 barrel 421 – 13 (incl. GP)      w/2 4-barrel carb 421 – 59 (incl. GP)




1968 Pontiac Catalina Convertible

**Executive**

<b>Pontiac Executive Production Table</b>					
<b>Year</b>	<b>HT Coupe</b>	<b>HT Sedan</b>	<b>4d Sedan</b>	<b>9P Wagon</b>	<b>6P Wagon</b>
<b>1966</b>	10140	10583	24489	0	0
<b>1967</b>	6931	8699	19861	5593	5903
<b>1968</b>	5880	7848	18869	5843	6195
<b>1969</b>	4492	6522	14831	6805	6411
<b>1970</b>	3499	5376	13061	5629	4861
<b>Total</b>	<b>30942</b>	<b>39028</b>	<b>91115</b>	<b>23879</b>	<b>23376</b>

**Fiero**

<b>Pontiac Fiero Production Breakdown</b>					
	<b>1984</b>	<b>1985</b>	<b>1986</b>	<b>1987</b>	<b>1988</b>
<b>Base Coupe</b>	7099	5280	9143	23603	13910
<b>Sport Coupe</b>	62070	23823	24866	3135	0
<b>SE</b>	67671	24734	32305	3875	0
<b>GT</b>	0	22534	17660	15968	6849
<b>Formula</b>	0	0	0	0	5643
<b>Total</b>	<b>136840</b>	<b>76371</b>	<b>83974</b>	<b>46581</b>	<b>26402</b>
<b>Fiero Option Breakdown</b>					
<b>4-cylinder</b>	136840	42005	38040	28182	14336
<b>V6 Engine</b>	0	34367	45934	18399	12066
<b>4-speed Manual</b>	77588	16649	17886	0	0

<b>5-speed Manual</b>	0	23828	24017	21148	13835
<b>Automatic</b>	59252	35895	42071	25433	12567
<b>Alloy Wheels</b>	106735	64915	58614	28927	26376
<b>Air Conditioning</b>	108514	63159	74989	43413	23577
<b>Sunroof</b>	68694	46815	51560	16676	9663
Other Statistics:					
1984 Pace Car Replica – 6,000					
1988 with T-Top – 1,251 (614 on GT Coupes, 546 on Formula)					
1988 with Leather Interior – 1,324					
					
<i>1985 Pontiac Fiero GT</i>					

<b>1988 Pontiac Fiero Color Breakdown</b>			
	<b>Base</b>	<b>Formula</b>	<b>GT</b>
<b>Bright Red</b>	5665	1966	2607
<b>White</b>	3576	1303	1525
<b>Black</b>	2072	1106	1424
<b>Ruby Red</b>	1368	567	794
<b>Silver</b>	738	261	257
<b>Yellow</b>	489	436	241

<b>Pontiac Fiero Production Breakdown</b>						
	<b>1984</b>	<b>1985</b>	<b>1986</b>	<b>1987</b>	<b>1988</b>	<b>Total</b>
<b>Black</b>	27368	20620	21216	8402	4602	82208
<b>Bright Blue</b>	0	0	0	4458	0	4458
<b>Bright Red</b>	65684	24439	28563	2	10238	128926
<b>Lt. Gold Metallic</b>	0	0	16325	4119	0	20444
<b>Med. Red Met.</b>	0	0	0	20264	2729	22993
<b>Silver</b>	9579	18329	12637	6671	1256	48472
<b>White</b>	34211	12983	5228	2611	6404	61437
<b>Yellow</b>	0	0	0	0	1166	1166
<b>Experimental</b>	0	0	5	2	6	13
Other Statistics:						
1988 Yellow Fiero – 1,166 (649 with 5-speed, 517 with automatic transmission)						

**Firebird**

<b>Pontiac Firebird Production Breakdown 1967-1972</b>						
	<b>1967</b>	<b>1968</b>	<b>1969</b>	<b>1970</b>	<b>1971</b>	<b>1972</b>
<b>Hardtop Coupe</b>	67032	90152	78362	18874	23021	12000

<b>Convertible</b>	15528	16960	11641	0	0	0
<b>Trans Am Coupe</b>	0	0	697	3196	2116	1286
<b>Trans Am Convert.</b>	0	0	8	0	0	0
<b>Formula 400</b>	0	0	0	7708	7802	5250
<b>Esprit Coupe</b>	0	0	0	18961	20185	11415
<b>Total</b>	82560	107112	90708	48739	53124	29951

Other Statistics:

1968 Ram Air I – 92

1969 L-74 Ram Air III & Turbo – 114

1969 L-74 Ram Air IV & Syncromesh – 520

1969 Convertible L-74 – 9 (4 with manual transmission)

1970 Trans Am Ram Air III – 3,108 (1,769 manual, 1,339 with auto)

1970 Trans Am LS1 – 88 (59 with auto, 29 with manual transmission)

1970 L-74 – 3,108 (1,339 with auto, 1,769 with manual transmission)

1971 Trans Am 455 HO – 2,116 (1,231 auto & 885 manual transmission)

1972 Trans Am 455 HO – 1,286 (458 manual & 828 with auto transmission)

1972 Base Coupe with Syncromesh Transmission – 1,263

1972 Esprit Coupe with Syncromesh Transmission – 504



1967 Pontiac Firebird Convertible



1969 Pontiac Firebird Trans Am Convertible

<b>Pontiac Firebird Production Breakdown 1973-1978</b>						
	<b>1973</b>	<b>1974</b>	<b>1975</b>	<b>1976</b>	<b>1977</b>	<b>1978</b>
<b>Coupe</b>	14096	26372	22293	21209	30642	32672
<b>Esprit Coupe</b>	17249	22583	20826	22252	34548	36926
<b>Formula Coupe</b>	10166	14519	13670	20613	21801	24346
<b>Trans Am Coupe</b>	4802	10255	27274	46701	68745	93341
<b>Total</b>	46313	73729	84063	110775	155736	187285
Other Statistics:						
1973 Trans Am Super Duty (SD 455) – 252 (180 auto, 72 manual transmission)						
1973 Trans Am 455 – 4,550 (1,420 manual & 3,130 auto transmission)						
1974 Trans Am LS2 455-cid engine – 212						
1974 Trans Am 400 – 4,664 (1,750 Manual & 2,914 automatic transmission)						
1974 Trans Am 455 – 4,648 (all automatic transmission)						
1975 Trans Am with 455-cid L75 engine – 857 (all manual transmission)						
1975 Trans Am 455 (Non HO) – 26,417 (6,140 manual, 20,277 automatic)						
1976 Trans Am 400 – 37,015						
1976 Trans Am L.E. 400 – 1,628 (not including T-Top equipped)						
1976 Trans Am L.E. 400 with T-Top – 533						
1976 Trans Am 455 HO – 7,099						
1976 Trans Am LE 455 HO – 319 + 110 with T-Tops						
1976 Limited Edition Trans Am – 2,400 (643 with Hurst T-Bar Roof)						
1977 Trans Am Special Edition (SE) without T-Tops – 748						
1977 Trans Am L78 Option – 29,313 (all Automatic)						

1977 Trans Am L80 Option – 5,079 (all automatic)
1977 Trans Am W72 Option – 18,785 (8,319 manual & 10,466 auto)
1977 Trans Am SE L78 – 748 + 6,030 T-Tops
1977 Trans Am SE L80 – 180 + 1,217 T-Tops
1977 Trans Am SE W72 – 933 (384 manual & 549 auto) – Excludes T-Tops
1977 Trans Am SE T-Top W72 – 6,459 (2,699 manual & 3,760 automatic)
1978 Trans Am Macho – 200
1978 Trans Am L80 Option – 8,969 (all automatic)
1978 Trans Am Y82 SE W72 – 3,345 (489 manual & 2,856 automatic)
1978 Trans Am Y84 SE L80 – 210 (All automatic transmission)
1978 Trans Am Y84 SE W72 – 88 (20 manual & 68 automatic transmission)
1978 Trans Am Y88 SE L80 – 880 (all automatic transmission)
1978 Trans Am Y88 SE W72 – 7,786 (1,267 manual & 6,519 auto)


<b>Pontiac Firebird Production Breakdown 1979-1984</b>						
	<b>1979</b>	<b>1980</b>	<b>1981</b>	<b>1982</b>	<b>1983</b>	<b>1984</b>
<b>Coupe</b>	38642	29811	20541	41683	32020	62621
<b>Esprit Coupe</b>	30853	17277	10938	0	0	0
<b>Formula</b>	24851	9356	5927	0	0	0
<b>Trans Am</b>	109609	50896	33493	52960	31930	55374
<b>Trans Am Limited</b>	7500	0	0	0	0	0
<b>S/E Coupe</b>	0	0	0	21719	10934	10309
<b>Total</b>	211455	107340	70899	116362	74884	128304

Other Statistics:

- 1979 10<sup>th</sup> Anniversary Trans Am – 7,500
- 1979 Trans Am Indy 500 Replica – 50
- 1980 Trans Am 301 – 14,866 + 8,692 T-Top (all automatic)
- 1980 Trans Am 305 – 1,635 + 896 T-Top (All Manual Transmission)
- 1980 Trans Am 301 Turbo – 5,753 + 7,196 T-Top
- 1980 Trans Am SE 301 – 82 + 2,084 with T-Top
- 1980 Trans Am SE 305 – 12 + 463 with T-Top
- 1980 Trans Am SE 301 Turbo – 103 + 3,444 with T-Top
- 1981 Trans Am 301 – 5,087 + 4,589 with T-Top (all automatic)
- 1981 Trans Am 305 – 2,866 + 3,225 with T-Top (all manual)
- 1981 Trans Am 301 Turbo – 3,851 + 6,612 with T-Top (all automatic)
- 1981 Trans Am SE 301 – 41 + 1,160 with T-Top
- 1981 Trans Am SE 305 – 15 + 932 with T-Top
- 1981 Trans Am SE 301 Turbo – 65 + 3,050 with T-Top
- 1983 Trans Am Mecham Motor Sport S/E – 300
- 1983 25<sup>th</sup> Daytona Trans Am – 578



1979 Pontiac Trans Am 10<sup>th</sup> Anniversary

<b>Pontiac Firebird Production Breakdown 1985-1990</b>						
	<b>1985</b>	<b>1986</b>	<b>1987</b>	<b>1988</b>	<b>1989</b>	<b>1990</b>
<b>S/E Coupe</b>	5208	2259	0	0	0	0
<b>Coupe</b>	46644	59334	42558	52702	49048	18046
<b>Formula</b>	0	0	13164			
<b>Trans Am</b>	44028	48870	32890		6888	1623
<b>T/A GTA Coupe</b>	NA	NA	9481	9765	8470	884
<b>Total</b>	95880	110463	98093	62467	64406	20553
Other Statistics:						
1985 Convertible with Red Hardtop – 19						
1988 equipped with 1LE Engine – 3						
1989 Trans Am 20 <sup>th</sup> Anniversary – 1,500 (35 with Hardtop)						
1989 Trans Am Turbo Pageant Car – 150						
1989 Equipped with 1LE – 26						
1990 Equipped with 1LE – 4						
						
<i>1989 Pontiac Trans Am 20<sup>th</sup> Anniversary</i>						

<b>Pontiac Firebird Production Breakdown 1991-1996</b>						
	<b>1991</b>	<b>1992</b>	<b>1993</b>	<b>1994</b>	<b>1995</b>	<b>1996</b>
<b>Coupe</b>	48212	52179	5006	25683	29156	18749
<b>Formula</b>			3985	9225	8486	3335
<b>Trans Am</b>			5121	3852	13345	8853
<b>Trans Am GT</b>	519	NA	NA	6357	NA	NA
<b>GTA</b>	2035	226	0	0	0	0
<b>Total</b>	50766	52405	14475	57880	60550	28742
Other Statistics:						
1991 1LE – 62 (plus 46 Formula 1LE)						
1991 Trans Am Convertible with 5-speed & V-8 engine – 106						
1992 1LE – 9 (plus 22 Formula 1LE)						
1993 1LE Formula – 3						
1995 1LE – 2						
1995 Competition Trans Am – 72						
1996 1LE – 10						
1996 Competition Trans Am – 45						

<b>Pontiac Firebird Production Breakdown 1993-1999</b>						
	<b>Hardtop</b>	<b>T-Top</b>	<b>Convert.</b>	<b>Auto</b>	<b>Manual</b>	<b>Total</b>
<b>1993 Base</b>	4622	384	0	4434	572	5006
<b>1993 Formula</b>	2929	300	0	3229	756	3985
<b>1993 Trans Am</b>	4282	839	0	4018	1103	5121
<b>1994 Base</b>	17069	8440	174	20639	5044	25683
<b>1994 Formula</b>	4372	4685	168	7172	2053	9225
<b>1994 Trans Am</b>	1432	1957	463	3345	507	3852

<b>1994 Trans Am GT</b>	1800	4342	215	5011	1346	6357
<b>1994 Anniversary</b>	338	1412	250	1872	128	2000
<b>1995 Base</b>	12682	13548	2926	23788	5368	29156
<b>1995 Formula</b>	3106	4342	1038	5639	2847	8486
<b>1995 Trans Am</b>	2263	8680	2402	9130	4215	13345
<b>1995 Trans Am C/P</b>	2	70	0	0	72	72
<b>1996 Base</b>	9244	8529	976	14766	3983	18749
<b>1996 Formula</b>	1325	1708	302	1909	1426	3335
<b>1996 Trans Am</b>	1201	6735	917	5660	3193	8853
<b>1996 Trans Am C/P</b>	10	35	0	28	17	45
Other Statistics:						
1994 Anniversary – 2,000 (20 Coupes with 6-speed, 80 Convertible with 6-spd)						
1994 Anniversary 6-speed with T-Tops – 122						
1994 Convertible - V6 – est. 400 V8 – est. 600						
1997 1LE – 14						
1997 Hurst Firebird – 9						
1998 1LE – 14						
1999 Trans Am 30 <sup>th</sup> Anniversary Coupe – 1,065 (613 6-speed & 452 auto) – includes 292 with Hurst Shifter (BBS)						
1999 Trans Am 30 <sup>th</sup> Anniversary Convertible – 535 (175 6-speed & 360 auto) – includes 119 with Hurst Shifter (BBS)						

<b>1997 Firebird Production Breakdown</b>							
<b>1997</b>	<b>Base Coupe</b>	<b>Base Conv</b>	<b>Formula Coupe</b>	<b>Formula Conv</b>	<b>T/A Coupe</b>	<b>T/A Conv</b>	<b>Total</b>
<b>Total</b>	16392	1226	2766	324	8656	1390	30754
<b>Auto</b>	13787	1150	1807	257	5672	1127	23800
<b>5/6 spd</b>	2605	76	959	67	2984	263	6954
<b>Ram Air</b>			473	41	2827	463	3804
<b>T-Tops</b>	10347		1817		7827		19991
<b>White</b>	2876	251	423	51	1569		
<b>Silver</b>	1533	83	199	16	628		
<b>Bright Green</b>	418	16	54	4	92		
<b>Black</b>	3057	219	839	70	3016		
<b>Dark Green</b>	1617	170	240	25	557		
<b>BG Chamel</b>	1850	75	219	26	457		
<b>Blue</b>	144	7	21		34		
<b>Bright Red</b>	4039	372	642	90	2101		
<b>Purple</b>	144	7	13	3	24		
<b>Red-Orange</b>	619	23	112	39	166		
<b>White Top</b>		195		54			
<b>Black Top</b>		712		205			
<b>Taupe Top</b>		319		65			
<b>Pewter Cloth</b>	13216	606	1761	128	1492		
<b>Taupe Cloth</b>	2610	218	327	22	219		
<b>Pewter Lthr</b>	313	155	432	76	5438		
<b>Taupe Lthr</b>	101	111	99	39	5438		
<b>Black Lthr</b>		86		27			

<b>1998 Firebird Production Figure Breakdown</b>							
<b>1998</b>	<b>Base Coupe</b>	<b>Base Conv</b>	<b>Formul Coupe</b>	<b>Formul Conv</b>	<b>T/A Coupe</b>	<b>T/A Conv</b>	<b>Total</b>
<b>Total</b>	15869	704	2123	2	12046	1413	3215

<b>Auto</b>	13347	645	1472	1	9097	1179	2574
<b>Manual</b>	2522	59	651	1	2949	234	641
<b>Ram Air</b>			221	2	2273	339	283
<b>T-Tops</b>	11077		1567		12044		
<b>White</b>	2726	142	270		1852	240	523
<b>Silver</b>	1873	71	268		1068	110	339
<b>Navy Blue</b>	1980	77	304		1110	122	359
<b>Bright Green</b>	462	29	34		98	8	63
<b>Black</b>	3113	110	596		4355	441	861
<b>Sport Gold</b>	382	8	60		235	17	70
<b>BG Chamel</b>	1108	22	124		336	30	162
<b>Bright Red</b>	3567	207	397	2	2759	382	731
<b>Purple</b>	290	20	26		84	42	46
<b>Red-Orange</b>	368	18	44		149	21	60
<b>White Top</b>		117		1		232	35
<b>Black Top</b>		438		1		961	140
<b>Taupe Top</b>		149				220	36

<b>Trans/Am GTA Production Table</b>				
<b>Color/Engine</b>	<b>1987</b>	<b>1989</b>	<b>1991</b>	<b>1992</b>
<b>White</b>	1769	2961	377	33
<b>Black</b>	5092	1659	446	38
<b>Green</b>			508	45
<b>Dark Jade</b>				18
<b>Yellow</b>				14
<b>Silver</b>	1469			
<b>Blue Met.</b>	2006			
<b>Red Met.</b>		1731	222	27
<b>Bright Red</b>	6537	1475	384	36
<b>Dark Saddle</b>	372			
<b>Flame Red</b>	8492			
<b>Gunmetal Met</b>	828	644	98	
<b>5.7 V8</b>			1321	
<b>5.0L V8</b>			714	

**2002 Production Figures:**

Base Coupe – 8,423      Base Convertible – 1,498  
 Formula Coupe – 901      Trans Am Coupe – 3,962  
 Trans Am Conv – 998      Trans Am Coupe w/Ram Air – 12,212  
 Trans Am Ram Air Conv – 2,695  
 Total – 30,690

**Trans Am Breakdown:**

- 6-speed Coupe – 1,591
- 4-speed Coupe – 2,371
- 6-speed Convertible – 235
- 4-speed Convertible – 763
- Ram Air 6-speed Coupe – 6,828
- Ram Air 4-speed Coupe – 5,384
- Ram Air 6-speed Convertible – 1,176
- Ram Air 4-speed Convertible – 1,520



Collector Edition Breakdown

- 6-speed Coupe – 842
- 4-speed Coupe – 506
- 6-speed Convertible – 554
- 4-speed Convertible – 488
- Total – 2,390

Exterior Color Breakdown

- Arctic White – 2,918
- Pewter Metallic – 4,302
- Bright Silver Metallic – 3,089
- Navy Blue Metallic – 3,290
- Black – 7,572
- Maple Red Metallic – 867
- Collector Yellow – 2,390
- Sunset Orange Metallic – 1,208
- Bright Red – 5,053

Other 2002 Breakdown

- Convertible w/White Top – 137
- Convertible w/Black top – 4,455
- Convertible w/Taupe Top – 600
- Firebird w/T-Top – 23,648
- Hurst Shifter – 9,194
- 12-disc CD – 5,934
- Monsoon Stereo – 23,964
- Traction Control – 16,837
- Trans Am Convertible in Maple Red Metallic – 9
- Firebird Base Convertible w/White Top – 34
- Trans Am Convertible w/White Top – 11
- Formula w/6-speed and chrome 16-inch wheels – 170
- Ram Air Convertible w/6-speed and Camel Leather Interior – 14
- Formula 6-speed w/RPO 1SH Package – 62
- Formula w/4-speed and RPO 1SH Package – 85
- Trans Am Coupe w/6-speed and RPO 1SH Package – 136
- Trans Am Coupe w/4-speed and RPO 1SH Package – 189
- Trans Am Conv w/6-speed and RPO 1SH Package – 16
- Trans Am Conv w/4-speed and RPO 1SH Package – 46

U.S. Sales:      1996 – 32,622      1997 – 32,524      1998 – 31,692      1999 – 33,850  
 2000 – 31,013      2001 – 25,743      2002 – 20,613      2003 – 920

**Full Size Pontiac** w/H.O. 428 engine 1969 – 1,820

**G6**                      U.S. Sales:      2004 – 16,185      2005 – 124,844

**Grand Am**              2-door Coupe: 1973 – 34,443 (187 with 4-speed)      1974 – 13,961      1975 – 8,786  
 4-door Sedan:      1973 – 8,691      1974 – 3,122      1975 – 1,893

Pontiac Grand Am Production Table								
	Cpe	Sdn	LE Cpe	LE Sdn	SE Cpe	SE Sdn	GT Cpe	GT Sdn
<b>1985</b>	40275	0	42269	0	0	0	0	0
<b>1986</b>	69545	49166	48530	31790	15506	8957	0	0

<b>1987</b>	90146	52177	47414	21196	23142	10653	0	0
<b>1988</b>	235371							
<b>1989</b>	0	0	137121	87385	13410	8502	0	0
<b>1990</b>	0	0	104950	80815	6877	4378	0	0
<b>1991</b>	178150						0	0
<b>1992</b>	0	0	0	0	208568			
<b>1993</b>	0	0	0	0	247498			
<b>1994</b>	0	0	0	0	254919			
<b>1995</b>	0	0	0	0	287988			
<b>1996</b>	Coupe – 76,669		Sedan – 129,707					
<b>1997</b>	Coupe – 71,619		Sedan – 139,346					
<b>1998</b>	Coupe – 54,447		Sedan – 109,058					
<b>Sales:</b>								
1996 <u>U.S. Sales</u> – 222,477								

U.S. Sales:      1997 – 204,078    1998 – 180,428    1999 – 234,936    2000 – 214,923  
 2001 – 182,046    2002 – 150,818    2003 – 156,466    2004 – 133,707  
 2005 – 31,613

**Grand Prix**    Coupe: 1962 – 30,195    1963 – 72,959    1964 – 63,810    1965 – 57,881    1966 – 36,757  
 1967 – 37,125    1968 – 31,701    1969 – 112,486    1970 – 65,750    1971 – 58,325  
 1972 – 91,961    1973 – 153,899    1974 – 99,117    1975 – 86,582    1976 – 228,091  
 1977 – 228,430    1978 – 228,444    1979 – 210,050    1980 – 114,714    1981 – 147,711  
 1982 – 80,367    1983 – 85,798    1984 – 77,444    1985 – 59,783    1986 – 40,582  
 1987 – 16,542    1988 – 86,357    1989 – 136,748    1990 – 65,890  
 Turbo: 1988 McLaren – 1,000    1989 – 3,725    1990 – 3,750  
 STE: 1990 – 5,773  
 2+2: 1986 – 200  
 Brougham 2-door:      1981 – 26,083    1982 – 12,969    1983 – 10,502    1984 – 9,514  
                                  1985 – 8,223    1986 – 4,798    1987 – 1,717  
 Golden Anniversary Coupe 1976 – 4,807      1977 SJ Convertible – 13  
 Hurst SSJ:              1970 – 272      1971 – 157      1972 – 60  
 1969:                    w/manual – 1,014 (676 with 4-speed)  
 1970:                    w/manual – 500 (329 w/4-speed)  
 1971:                    w/manual – 116 (58 w/4-speed)  
  
U.S. Sales:              1996 – 104,979    1997 – 142,018    1998 – 122,915    1999 – 148,197  
                                  2000 – 148,521    2001 – 128,935    2002 – 130,141    2003 – 125,441  
                                  2004 – 131,551    2005 – 122,398

**Grand LeMans**

<b>Pontiac Grand LeMans Production Table</b>			
<b>Year</b>	<b>4-door</b>	<b>2-door</b>	<b>Wagon</b>
<b>1976</b>	8411	14757	5357
<b>1977</b>	5584	7581	5393
<b>1978</b>	21252	18433	11125
<b>1979</b>	28577	13020	20783
<b>1980</b>	18561	6477	14832
<b>1981</b>	25241	1819	16683
<b>Total</b>	107626	62087	74173

**Grand Ville**

<b>Pontiac Grand Ville Production Breakdown</b>			
	<b>Coupe</b>	<b>Sedan</b>	<b>Convertible</b>
<b>1971</b>	14017	30524	1789
<b>1972</b>	19852	41346	2213
<b>1973</b>	23963	44092	4447
<b>1974</b>	11631	21714	3000
<b>1975</b>	7477	15686	4519
<b>Total</b>	76940	153362	15968

**GTO**

Coupe:	1964 – 25,806	1965 – 64,041	1966 – 84,178	1967 – 72,385
	1968 – 77,704	1969 – 64,851	1970 – 36,366	1971 – 9,497
Convertible:	1964 – 6,644	1965 – 11,311		
	1966 – 12,798	1967 – 9,517		
	1968 – 9,980	1969 – 7,436		
	1970 – 3,783	1971 – 661		
Judge Coupe:	1969 – 6,725	1970 – 3,629		
Judge Convertible:		1969 – 108		
		1970 – 168		



1969 Pontiac GTO Convertible (400-cid V-8)

w/4-spd & a/c 1970 – 170  
w/455 H.O. & 4-spd 1971 – 476  
w/455 H.O. & auto 1971 – 434  
Convertible w/H.O. 455 still exist 1971 – 5  
w/auto trans 1974 – 1,036

U.S. Sales: 2003 – 79      2004 – 13,569  
2005 – 11,590



1969 Pontiac GTO Judge

<b>Pontiac GTO Color Breakdown</b>		
<b>Color</b>	<b>1970</b>	<b>1971</b>
<b>Black</b>	1515	406
<b>Copper</b>	1457	1129
<b>White</b>	2460	452
<b>Bermuda Blue</b>	1861	0
<b>Atoli Blue</b>	4980	0
<b>Baja Gold</b>	2067	0
<b>Palisade Green</b>	2487	0
<b>Mint Turquoise</b>	774	0
<b>Pepper Green</b>	3661	0
<b>Burgundy/Rosewood</b>	1246	250
<b>Silver</b>	2394	558
<b>Verdoro Green</b>	3299	0
<b>Cardinal Red</b>	3777	827
<b>Orange</b>	618	0
<b>Yellow</b>	2889	0
<b>Granada Gold</b>	4664	0
<b>Sandalwood</b>	0	311
<b>Adriatic Blue</b>	0	283
<b>Lucerne Blue</b>	0	1285
<b>Limekist Green</b>	0	346
<b>Tropical Lime</b>	0	789
<b>Laurentian Green</b>	0	820

<b>Castillian Bronze</b>	0	1096
<b>Quezal Gold</b>	0	1194
<b>Aztec Gold</b>	0	786

<b>1968 GTO Breakdown</b>		
	<b>Coupe</b>	<b>Convertible</b>
<b>Ram Air w/Manual</b>	757	92
<b>Ram Air w/Auto</b>	183	22
<b>HO w/Manual</b>	6197	766
<b>HO w/Auto</b>	3140	461
<b>Step-down 2-barrel</b>	2841	432
<b>4-barrel w/Manual</b>	25371	3116
<b>4-barrel w/Auto</b>	39215	5091
<b>Total</b>	77704	9980

<b>1969 GTO Breakdown</b>		
	<b>Coupe</b>	<b>Convertible</b>
<b>Ram Air IV w/Manual</b>	549	45
<b>Rem Air IV w/Auto</b>	151	14
<b>Ram Air III w/Manual</b>	6143	249
<b>Ram Air III w/Auto</b>	1986	113
<b>Step-dwon 2-barrel w/Auto</b>	1246	215
<b>Standard 4-barrel w/Manual</b>	22032	2415
<b>Standard 4-barrel w/Auto</b>	32744	4385
<b>Total</b>	64851	7436
	<b>Judge Coupe</b>	<b>Judge Convertible</b>
<b>Ram Air IV w/Auto</b>	58	0
<b>Ram Air IV w/Manual</b>	239	5
<b>Ram Air III w/Auto</b>	1534	29
<b>Ram Air III w/Manual</b>	4894	74
<b>Total</b>	6725	108

<b>1970 GTO Breakdown (includes Judge)</b>		
	<b>Coupe</b>	<b>Convertible</b>
<b>Ram Air IV w/Manual</b>	627	24
<b>Ram Air IV w/Auto</b>	140	13
<b>Ram Air III w/Manual</b>	3054	174
<b>Ram Air III w/Auto</b>	1302	114
<b>HO D-port w/Manual</b>	1761	158
<b>HO D-port w/Auto</b>	1986	241
<b>Standard w/Manual</b>	9348	887
<b>Standard w/Auto</b>	18148	2173

<b>1971 GTO Breakdown (includes Judge)</b>		
	<b>Coupe</b>	<b>Convertible</b>

<b>HO round-port w/Manual</b>	476	21
<b>HO round-port w/Auto</b>	412	27
<b>D-port w/Auto</b>	534	43
<b>Standard w/Manual</b>	2011	79
<b>Standard w/Auto</b>	6421	508
<b>Total</b>	9854	678
Additional Statistics:		
Judge Hardtop – 357		
Judge Convertible – 17		
Judge w/3-speed – 11, 4-speed – 184, automatic – 179		

<b>1972 GTO Breakdown</b>		
	<b>Hardtop</b>	<b>Coupe</b>
<b>HO round-port w/Manual</b>	310	3
<b>HO round-port w/Auto</b>	325	7
<b>D-port w/Auto</b>	235	5
<b>Standard w/ Manual</b>	1519	59
<b>Standard w/Auto</b>	3284	60
<b>Total</b>	5673	134

<b>1973 GTO Breakdown</b>		
	<b>Hardtop</b>	<b>S/Coupe</b>
<b>D-port w/Auto</b>	25	519
<b>Standard w/Manual</b>	187	926
<b>Standard w/Auto</b>	282	2867
<b>Total</b>	494	4312

<b>1974 GTO Breakdown</b>		
	<b>Coupe</b>	<b>Hatchback</b>
<b>Standard w/Manual</b>	687	2487
<b>Standard w/Auto</b>	1036	2848
<b>Total</b>	1723	5335

**J2000**

*See Pontiac Sunbird for Production Figures.*

**LeMans**

<b>Pontiac LeMans Production Table 1966-71</b>						
	<b>1966</b>	<b>1967</b>	<b>1968</b>	<b>1969</b>	<b>1970</b>	<b>1971</b>
<b>Sport/Coupe</b>	16654	10693	8439	5033	5565	2374
<b>HT Coupe</b>	78109	75965	110036	82817	52304	40966
<b>4-door</b>	13897	8424	9002	5676	15255	11979
<b>Convertible</b>	13080	9820	8820	6475	0	0
<b>HT Sedan</b>	0	0	0	0	3872	3186
<b>Wagon</b>	0	0	0	0	7165	10674
<b>T-37 Coupe</b>	0	0	0	0	0	7184
<b>T-37 HT Coupe</b>	0	0	0	0	0	29466
<b>T-37 4-door Sdn</b>	0	0	0	0	0	8336
<b>Sport Coupe</b>	0	0	0	0	1673	0
<b>Sport Wagon</b>	0	0	0	0	3823	0

<b>Sport HT Cpe</b>	0	0	0	0	59356	34625
<b>Sport HT Sdn</b>	0	0	0	0	3657	2451
<b>Sport Convert.</b>	0	0	0	0	4670	3865
<b>Total</b>	121740	104902	136297	100001	157340	155106

<b>Pontiac LeMans Production Table 1972-76</b>					
	<b>1972</b>	<b>1973</b>	<b>1974</b>	<b>1975</b>	<b>1976</b>
<b>Coupe</b>	6855	0	0	0	21130
<b>Wagon 6-Pass</b>	8332	10446	4743	3988	3988
<b>Wagon 9-Pass</b>	5266	6127	3004	2393	2393
<b>Hardtop Coupe</b>	80383	0	0	0	0
<b>Convertible</b>	3438	0	0	0	0
<b>4-door Sedan</b>	19463	0	0	0	22199
<b>Luxury HT Coupe</b>	37615	0	0	0	0
<b>Luxury HT Sedan</b>	8641	0	0	0	0
<b>Colonnade Sedan</b>	0	26554	17266	15065	0
<b>Colonnade 2-door</b>	0	68230	37061	20636	0
<b>Sport Colonnade 2d</b>	0	50999	37955	0	0
<b>Luxury Col. 4-door</b>	0	9377	4513	0	0
<b>Luxury Col. 2-door</b>	0	33916	25882	0	0
<b>Luxury Wagon 6P</b>	0	0	952	0	0
<b>Luxury Wagon 9P</b>	0	0	1178	0	0
<b>Sport Coupe</b>	0	0	0	23817	15582
<b>Total</b>	169993	205649	132554	65899	65292
Other Statistics:					
1972 with GTO Option – 5,807					
1972 Luxury with syncromesh transmission – 269					
1972 Sport Convertible with Syncromesh Transmission – 317					
1973 with GTO Option – 4,806					
1974 with 4-speed transmission – 14					

<b>Pontiac LeMans Production Table 1977-81</b>					
	<b>1977</b>	<b>1978</b>	<b>1979</b>	<b>1980</b>	<b>1981</b>
<b>4-door Sedan</b>	23060	22728	26958	20485	22186
<b>Coupe</b>	16038	20581	14197	9110	2578
<b>Wagon</b>	10081	15714	27517	12912	13358
<b>Sport Coupe</b>	12277	0	0	0	0
<b>Total</b>	61456	59023	68672	42507	38122
Other Statistics:					
1977 Can-Am – 1,377					

**Montana**

<u>U.S. Sales:</u>	1998 – 10,819	1999 – 62,547	2000 – 59,849	2001 – 49,416
	2002 – 47,836	2003 – 39,588	2004 – 31,411	2005 – 3,732
<u>SV6 U.S. Sales:</u>	2004 – 2,218	2005 – 23,439		

**Parisienne**

<b>Pontiac Parisienne Production Chart</b>			
	<b>Base 4-door</b>	<b>Brougham 4-door</b>	<b>Station Wagon</b>
<b>1983</b>	9279	5139	3027
<b>1984</b>	18713	25212	16599

<b>1985</b>	25638	38831	17638
<b>1986</b>	27078	43540	14464
<b>Total</b>	80708	112722	51728

**Phoenix**

<b>Pontiac Phoenix Production Chart</b>							
	<b>2d Cpe</b>	<b>3d Cpe</b>	<b>4d Sdn</b>	<b>LJ Cpe</b>	<b>LJ 4door</b>	<b>5door</b>	<b>LJ 5door</b>
<b>1977</b>	10489	0	13639	0	0	0	0
<b>1978</b>	26143	3252	32529	6210	8393	0	0
<b>1979</b>	9233	923	10565	1826	2353	0	0
<b>1980</b>	49485	0	0	23674	0	72875	32257
<b>1981</b>	31829	0	0	11975	0	62693	21372
<b>1982</b>	12282	0	0	4436	0	24026	7161
<b>1983</b>	7205	0	0	2251	0	13377	3635
<b>1984</b>	7461	0	0	0	0	11545	0
<b>Total</b>	154127	4175	56733	50372	10746	184516	64425
Other Models:							
SJ 5-door Hatchback: 1982 – 268 1983 – 172							
SJ 2-door Coupe: 1982 – 994 1983 – 853 1984 – 701							
LE 5-door Hatchback 1984 – 1,783							
LE 2-door Coupe 1984 – 1,357							

**Safari**

1955 – 3,760      1956 – 4,042      1957 – 1,292

**Solstice**

U.S. Sales:      2005 – 5,445

**Star Chief**

Convertible:      1955 – 19,726      1956 – 13,510  
Safari:      Custom 1955 – 3,760

**Streamliner**

Six:      1942 – 12,742      1946 – 43,430      1947 – 42,336      1948 – 37,742  
Eight:      1942 – 26,506      1946 – 49,301      1947 – 86,324      1948 – 123,115

**Sunbird**

<b>Pontiac J2000/2000/2000 Sunbird/Sunbird Production Breakdown</b>						
	<b>1982</b>	<b>1983</b>	<b>1984</b>	<b>1985</b>	<b>1986</b>	<b>1987</b>
<b>Base Coupe</b>	15865	22063	53070	39721	0	0
<b>3-door Hatchback</b>	21219	7331	12245	5235	0	0
<b>4-door Sedan</b>	29920	24833	59312	44553	60080	41248
<b>5-door Wagon</b>	16014	10214	15143	7371	7445	4637
<b>S 2-door Coupe</b>	2722	0	0	0	0	0
<b>S 4-door Sedan</b>	2760	0	0	0	0	0
<b>S 5-door Wagon</b>	1245	0	0	0	0	0
<b>LE 2-door Coupe</b>	6313	2690	5189	3424	0	0
<b>LE 4-door Sedan</b>	14268	6957	11183	6287	0	0
<b>SE Hatchback</b>	8533	1835	2165	535	3822	1069
<b>LE Convertible</b>	0	625	5458	2114	0	0
<b>LE 5-door Wagon</b>	0	1780	2011	1036	0	0
<b>SE 2-door Coupe</b>	0	0	2141	965	37526	41825

<b>SE 4-door Sedan</b>	0	0	1373	658	0	0
<b>SE Convertible</b>	0	0	0	0	1598	2470
<b>GT 2-door Coupe</b>	0	0	0	0	18118	12060
<b>GT Convertible</b>	0	0	0	0	1268	1505
<b>GT Hatchback</b>	0	0	0	0	2442	415
<b>GT 4-door Sedan</b>	0	0	0	0	2802	1540
<b>Total</b>	118859	78328	169290	111899	135101	106769
Other Statistics:						
1988 Sunbird Production – 93,694						
1989 Sunbird Production – 60,019						
1990 LE 2-door Coupe – 56,151						
1990 LE 4-door Sedan – 57,911						
1990 SE 3-door Coupe – 12,860						
1990 GT Coupe – 4,813						
1990 LE Convertible – 13,197						
1991 Sunbird Production – 155,429						
1992 Sunbird Production – 100,402						
1993 Sunbird Production – 98,811						
1994 Sunbird Production – 103,738						

## Sunfire

<b>Pontiac Sunfire Production Table</b>				
	<b>Sedan</b>	<b>Coupe</b>	<b>Convertible</b>	<b>Total</b>
<b>1995</b>	18866	32218	711	51795
<b>1996</b>	24506	66393	5090	95989
<b>1997</b>	31464	65763	7283	104510
<b>1998</b>	30836	52682	6104	89622
<b>Total</b>	105672	217056	19188	341916
<b>U.S. Sales:</b>				
1997 – 102,160	1998 – 82,748	1999 – 90,256	2000 – 82,364	
2001 – 71,342	2002 – 62,950	2003 – 43,595	2004 – 36,095	
2005 – 25,114				

## Tempest

<b>Pontiac Tempest Production Table 1961-65</b>					
	<b>1961</b>	<b>1962</b>	<b>1963</b>	<b>1964</b>	<b>1965</b>
<b>Custom Spt Cpe</b>	7455	0	0	25833	18367
<b>4-door Sedan</b>	22557	37430	28221	19427	15705
<b>Custom 4-door Sdn</b>	40082	0	0	29948	25242
<b>Sport Coupe</b>	7432	51981	0	6365	18198
<b>Wagon</b>	7404	17674	10135	6834	5622
<b>Custom Wagon</b>	15853	0	0	10696	0
<b>Coupe</b>	0	15473	13307	0	0
<b>Convertible</b>	0	20635	0	0	0
<b>Deluxe Sport Cpe</b>	0	0	13157	0	0
<b>Deluxe Convertible</b>	0	0	5012	0	0
<b>LeMans Sport Cpe</b>	0	0	45701	31317	18881
<b>LeMans Convert.</b>	0	0	15957	17559	13897
<b>Custom Convert.</b>	0	0	0	7987	8346
<b>LeMans HT Coupe</b>	0	0	0	31310	60548



<b>Custom HT Coupe</b>	0	0	0	0	10792
<b>Custom HT Sedan</b>	0	0	0	0	21906
<b>LeMans 4-door</b>	0	0	0	0	14227
<b>Total</b>	100783	143193	131490	187276	231731
Other Statistics:					
1963 with dual-quad engines – 11					

<b>Pontiac Tempest Production Table 1966-70</b>					
	<b>1966</b>	<b>1967</b>	<b>1968</b>	<b>1969</b>	<b>1970</b>
<b>Sport Coupe</b>	22265	17978	19991	17181	0
<b>Wagon</b>	4095	3495	0	0	0
<b>4-door Sedan</b>	17392	13135	11590	9741	9187
<b>Custom Spt Coupe</b>	17182	12469	10634	7912	0
<b>Custom HT Coupe</b>	31322	30512	40574	46886	0
<b>Custom Wagon</b>	7614	5324	8253	6963	0
<b>Custom HT Sedan</b>	10996	5493	6147	3918	0
<b>Custom Convert.</b>	5557	4082	3518	2379	0
<b>Custom 4-door Sdn</b>	23988	17445	17304	16532	0
<b>Coupe</b>	0	0	0	0	11977
<b>HT Coupe</b>	0	0	0	0	20883
<b>Total</b>	140411	109933	118011	111512	42047

**Torpedo**

Convertible: (calendar year production estimates)  
 1942 – 2,500    1946 – 5,000    1947 – 10,000    1948 – 10,000

**Torrent**

U.S. Sales:    2005 – 10,303

**Trans Sport**

U.S. Sales    1995 – 32,297    1996 – 21,397    1997 – 51,961    1998 – 48,229  
 1999 – 1,516    2000 – 71

**Ventura**

Sport HT Coupe 1960 – 27,577    1961 – 13,297  
 Vista HT Sedan: 1960 – 28,700    1961 – 13,912  
 II w/syncromesh 1972 – 6,421    “SD” 1972 – 500  
 w/GTO option 1974 – 7,058

**Vibe**

U.S. Sales:    2002 – 39,082    2003 – 56,922    2004 – 58,894  
 2005 – 64,271

**1000/T1000**

3-door: 1981 – 26,415    1982 – 21,053    1983 – 13,171    1984 – 19,628  
 1985 – 8,647    1986 – 12,266    1987 – 3,246

5-door: 1981 – 43,779    1982 – 23,416    1983 – 12,806    1984 – 17,118  
 1985 – 8,216    1986 – 9,423    1987 – 2,382

**2000 Sunbird**

Convertible 1984 – 5,458

**6000**

<b>Pontiac 6000 Production Table</b>						
	<b>4-door</b>	<b>2-door</b>	<b>LE 2-door</b>	<b>LE 4-door</b>	<b>STE 4-door</b>	<b>SE 4-door</b>
<b>1982</b>	17751	6505	7025	26253	0	0
<b>1983</b>	20267	3524	4278	33676	6719	0
<b>1984</b>	35202	4171	4731	41218	19236	0
<b>1985</b>	54424	4493	3777	54284	22728	0

<b>1986</b>	81531	4739	4803	67697	26299	7348
<b>1987</b>	72645	3161	0	33939	8802	6649
<b>1988</b>	NA	NA	0	NA	NA	NA
<b>1989</b>	0	0	0	83014	1376	7539
<b>1990</b>	0	0	0	55290	0	5599
<b>1991</b>	0	0	0	NA	0	NA
Other Models:						
S/E Wagon: 1986 – 1,308 1987 – 1,756 1989 – 887 1990 – 423						

**Production** (car): 1990 – 649,255 1995 – 574,455 1996 – 541,844 1997 – 600,506

## Porsche

**Beutler** 356 Coupe 1957 – 12

### **Boxster**

U.S. Sales:

1997 – 6,996	1998 – 9,696	
Base	1999 – 9,084	2000 – 5,772
	2001 – 7,204	2002 – 5,854
	2003 – 3,638	2004 – 1,820
Tiptronic	1999 – 2,825	2000 – 1,821
S	1999 – 651	2000 – 4,723
	2001 – 5,074	2002 – 4,021
	2003 – 2,450	2004 – 1,693
S Tiptronic	1999 – 121	2000 – 996
Total	1999 – 12,681	2000 – 13,312
	2001 – 12,278	2002 – 9,875
	2003 – 6,088	2004 – 3,513



*1998 Porsche Boxster*

**Carrera** Targa: 1974 – 240 1975 – 174  
(all) 1975 – 395

**Carrera GT** U.S. Sales: 2004 – 189

### **Cayenne**

U.S. Sales:

2003 -	S – 10,231	Turbo – 2,689
	Total – 12,920	
2004	Base – 5,940	S – 9,326
	Turbo – 2,851	All – 18,117



**Slantnose** Turbo Coupe 1989 – 63 Turbo Cabriolet 1989 – 74

**Speedster** 1954 – 200

**Turbo Carrera** 1976 – 1,389 (519 imported to U.S.)  
1977 – 839

**356** 1948-55 – 7,627 A 1955-59 – 21,045  
356B 1959-62 – 30,963 B C2 1960-62 – 380  
356C 1963-65 – 16,668 C C2 1963-65 – 126  
1964 – 125

**901** 1964 Prototypes – 4

*1957 Porsche 356A Speedster*



904

GTS 1963-64 – 100


1963 Porsche 365C Cabriolet

911

Porsche 911 Production Breakdown Table 1964-73							
	1967	1968	1969	1970	1971	1972	1973
911 Coupe	3421	473	0	0	0	0	0
911 Targa	718	268	0	0	0	0	0
911 S	3422	1267	1492	1744	1430	1750	1430
911 S Targa	718	442	614	729	788	989	925
911 Karmann built Coupe	0	742	0	0	0	0	0
911 L	0	720	0	0	0	0	0
911 L Targa	0	307	0	0	0	0	0
911 L U.S. Spec	0	449	0	0	0	0	0
911 T	0	928	343	2418	583	1963	1875
911 T Karmann-built	0	683	3561	4126	1934	0	0
911 T Targa	0	134	1282	2545	3476	1523	1541
911 T U.S. Spec	0	0	0	0	0	2931	1252
911 T Targa U.S. Spec	0	0	0	0	0	1821	751
911 T U.S. Spec Fuel Inject.	0	0	0	0	0	0	1944
911 T Targa U.S. Injection	0	0	0	0	0	0	1302
911 E	0	0	954	1304	1088	1124	1366
911 E Karmann-built	0	0	1014	667	0	0	0
911 E Targa	0	0	858	933	935	861	1055
<b>Other Statistics:</b>							
1964 901/911 – 13							
1965 – 235 (All)							
1966 – 4,864 (All)							
1967 911R – 19 (plus 4 prototypes)							
1973 RS Carrera – 1,580							
1973 RSR (M491 option) – 55							
1973 RSH – 17							
1973 RS 3-litre – 109 (6 RHD, 59 Road models)							
<b>Totals</b>							
1963-67 – 10,753    911L 1967-68 – 1,610    911S 1966-69 – 7,956							
911S 1979-71 – 3,962    911T 1967-69 – 17,318    911T 1969-71 – 25,082							
911E 1968-69 – 2,826    911E 1969-71 – 4,927							

Porsche 911 Production Breakdown Table 1974-80							
	1974	1975	1976	1977	1978	1979	1980
911 Base Coupe	4014	1238	1868	2449	0	0	0
911 Targa	3110	998	1576	1724	0	0	0
911 S	1359	385	0	0	0	0	0
911 S Targa	898	266	0	0	0	0	0
911 Carrera	1036	518	0	0	0	0	0
911 Carrera Targa	433	197	0	0	0	0	0
911 Carrera U.S.	528	395	0	0	0	0	0
911 S U.S.	0	2310	2079	3388	0	0	0
911 S Targa U.S.	0	1517	2175	2747	0	0	0
911 Japan-spec	0	0	130	383	0	0	0
Carrera 3.0	0	0	1093	1473	0	0	0
Carrera 3.0 Targa	0	0	479	646	0	0	0
911 SC	0	0	0	0	2438	3319	4831
911 SC Targa	0	0	0	0	1729	3319	0

911 SC U.S.-spec	0	0	0	0	2436	2013	4272
911 SC U.S. Targa	0	0	0	0	2579	1965	0
911 SC Japan-spec	0	0	0	0	304	373	0
<b>Other Statistics:</b>							
1974 Carrera RS3.0 – 59							
1980 911 SC ‘Weissach’ U.S. spec – 408							

<b>911 Model Year Production by Porsche 911 and Derivatives</b>									
<b>Year</b>	<b>Euro Spec</b>			<b>U.S. Spec</b>			<b>Japan Spec</b>		
	<b>Coupe</b>	<b>Targa</b>	<b>Cabrio</b>	<b>Coupe</b>	<b>Targa</b>	<b>Cabrio</b>	<b>Coupe</b>	<b>Targa</b>	<b>Cabrio</b>
<b>1981</b>	3181	1703	0	1573	1407	0	122	10	0
<b>1982</b>	3307	1737	0	2457	2426	0	128	0	0
<b>1983</b>	2995	1258	2406	2559	1430	1781	145	62	90
<b>1984</b>	4033	1469	1835	2282	2260	1191	217	64	77
<b>1985</b>	3529	1435	1583	1959	1942	1050	222	64	75
<b>1986</b>	4031	1758	2358	2619	1976	1986	233	79	80
<b>1987</b>	3381	1354	1464	2916	2232	2653	308	79	85
<b>1988</b>	3580	1281	1501	2066	1500	2116	430	86	81
<b>1989</b>	3532	1063	2787	1156	860	3829	0	0	0
<b>1990</b>	8329	1299	3411	2117	728	2170	0	0	0
<b>1991</b>	7840	1196	3886	1608	746	2207	0	0	0
<b>1992</b>	4844	597	2885	715	211	992	0	0	0
<b>1993</b>	3249	419	509	520	137	1441	0	0	0
<b>Other Statistics:</b>									
1981 SC Jubilee Edition – 200 (Also referred to as the “Ferry Porsche” Edition)									
1978-83 SC – 108,081									
1988 Slantnose Targa – 14									
1988 Club Sport non-U.S. spec – 148									
1988 Club Sport U.S. Spec – 21									
1988 Anniversary Carrera – 875 Total									
1988 Anniversary Carrera U.S. Spec – 300 (120 Coupes, 100 Cabrios, 80 Targas)									
1988 Anniversary Carrera German-Spec – 250									
1988 Anniversary Carrera UK-Spec – 50 (30 Coupes, 10 Cabrios, 10 Targas)									
1989 Club Sport Non-U.S. Spec – 83									
1989 Club Sport U.S. Spec – 7									
1989 Speedster Total – 2,065 (1,894 Turbo-Look)									
1989 Speedster U.S. Spec – 823									
1989 Speedster UK-spec RHD – 63									
1989 911 “Turbo Look” Coupe – 250									
1991 Carrera Cup C2 – 120									
1991 Turbo – 2,288 + 674 U.S. Spec									
									
<i>1985 Porsche 911 Cabriolet</i>									
1992 Carrera Cup – 113									
1992 Turbo – 836 + 309 U.S. Spec + 80 Turbo “S”									
1992 RS America – 298									
1992 America Roadster – 205									
1993 RS America – 450 (1 in factory Fly Yellow U.S. Spec)									
1993 RS America M718 (mid-year) – 68									
1993 Speedster – 509									
1993 Speedster U.S. Spec – 427									
1993 Turbo – 650 + 288 U.S. Spec									



1991 Porsche 911 Carrera 4 Convertible

	1994 "994"	1994 "993"	1995	1996	1997
Carrera 2/4	505	7994	7018	6762	5794
Carrera 2/4 U.S. Spec	456	1453	4139	3671	2972
Carrera 2/4 Cabriolet	315	5911	2878	2066	1679
Carrera 2/4 Cabrio U.S.	283	1285	3718	2152	2157
Carrera 2/4 Targa	0	0	0	1980	1276
Carrera 2/4 Targa U.S.	0	0	0	462	567
Turbo	471	0	78	2484	972
Turbo U.S. Spec	466	0	0	1357	1048

**Other Statistics:**

1994 911 Turbo 3.6 "S" – 15 + 32 Slantnose

1994 911 Carrera 4 "widebody" factory – 15

1994 911 Turbo 3.6 – 260

1994 "994" Speedster Non-U.S. Spec – 581

1994 "994" Speedster U.S.-Spec – 469

1994 "994" RS America U.S.-spec – 144

1995 "993" Cup – 110

1996 "993" GT2 – 202

1997 GT1 – 30

1997 911 Turbo S – 180



1996 Porsche 911 Carrera Coupe

Porsche 911 U.S. Sales						
	1991	1992	1993	1994	1995	1996
<b>Carrera 2 Coupe</b>	702	609	469	2021	1767	2108
<b>Carrera 2 Targa</b>	367	218	80	0	0	0
<b>Carrera 2 Cabriolet</b>	1031	654	527	1729	1743	1729
<b>Carrera 4 Coupe</b>	325	157	213	213	508	303
<b>Carrera 4 Targa</b>	80	33	0	0	0	0
<b>Carrera 4 Cabriolet</b>	344	220	0	0	468	274
<b>Speedster</b>	0	0	78	78	0	0
<b>America Roadster</b>	0	0	86	0	0	0
<b>Carrera Targa</b>	0	0	0	0	0	593
<b>Carrera Turbo</b>	0	0	0	0	0	883

<b>Carrera 4S Coupe</b>	0	0	0	0	0	1262
<b>Total</b>	<b>2849</b>	<b>1891</b>	<b>1453</b>	<b>4041</b>	<b>4486</b>	<b>7152</b>

<b>Porsche 911 U.S. Sales</b>					
	<b>Y1997</b>	<b>Y1998</b>	<b>Y1999</b>	<b>Y2000</b>	<b>Y2001</b>
<b>Carrera 2 Coupe</b>	884	0	0	2510	
<b>Carrera S Coupe</b>	1399	4024	2336	0	
<b>Carrera 2 Cabriolet</b>	1729	2723	3578	3802	
<b>Carrera 4 Coupe</b>	71	71	929	595	
<b>Carrera 4 Cabriolet</b>	267	38	1111	930	
<b>Carrera 4S Coupe</b>	627	74	0	0	
<b>Carrera Targa</b>	393	38	0	0	
<b>Carrera Turbo</b>	383	0	0	0	
<b>Carrera Turbo S</b>	180	0	0	0	
<b>Total</b>	5933	6968	7954	7837	10,763

2002 Sales: Carrera Coupe – 1,837  
 Carrera Cabriolet – 3,177  
 Turbo Coupe – 2,318  
 Carrera 4 Cabriolet – 1,241  
 Total 911 – 11,443

2003 Sales: Carrera Coupe – 1,657  
 Carrera Cabriolet – 2,110  
 911 Turbo Coupe – 1,384  
 C4 Cabriolet – 837  
 C4 S Cabriolet – 491  
 GT2 Coupe – 90  
 Total 911 – 11,443

2004 Sales: 911 Carrera – 1,275  
 Carrera Cabriolet – 1,180  
 Carrera 4 S Coupe – 842  
 Carrera 4 Cabriolet – 84  
 Carrera 4 S Cabriolet – 1,460  
 GT3 Coupe – 607  
 911 Carrera (997) – 1,056  
 All 911 – 9,654

911 Targa – 692  
 Carrera 4 Coupe – 20  
 Carrera 4S Coupe – 1,974  
 GT2 Coupe – 184

911 Targa – 450  
 Carrera 4 Coupe – 3  
 Carrera 4 S Coupe – 1,647  
 Turbo Cabriolet – 482  
 GT3 Coupe – 257  
 All 911 – 9,408

911 Targa – 144  
 911 Turbo Coupe – 240  
 911 Turbo S Coupe – 58  
 911 Turbo Cabriolet – 1,378  
 911 Turbo S Cabriolet – 112  
 GT2 Coupe – 24  
 911 Carrera S (997) – 1,194

**912** 1965-69 – 30,300 1965 – 6,440 1966 – 8,700 1967 – 3,239 1968-69 – 11,921  
 E 1975 – 2,099

**914** 1969-75 – 115,600  
 Monterey 1971 – 10  
 914/6 1969-72 – 3,351



1974 Porsche-Volkswagen 914

Annual Estimates 914: 1970 – 16,231 1971 – 21,440  
 1972 – 27,660 1973 – 28,403  
 1974 – 17,012 1976 – 7,924

<b>Porsche 914 Production Breakdown</b>									
	<b>1969</b>	<b>1970</b>	<b>1971</b>	<b>1972</b>	<b>1973</b>	<b>1974</b>	<b>1975</b>	<b>1976</b>	<b>Total</b>

<b>914/4 (ROW)</b>	0	5103	5514	6106	9669	5159	165	876	32592
<b>914/4 (US)</b>	2	8209	10717	15474	17991	16211	11203	3199	83006
<b>914/6 Non GT</b>	0	2637	402	260	0	0	0	0	3299
<b>914/6 Sport</b>	0	4	21	0	0	0	0	0	25
<b>914/6 GT</b>	0	27	20	0	0	0	0	0	47
<b>916</b>	0	0	0	11	0	0	0	0	11
<b>914/8</b>	2	0	0	0	0	0	0	0	2
<b>Total</b>	4	15980	16674	21851	27660	21370	11368	4075	118982

**924**

<b>Porsche 924 Calendar Year Production Breakdown</b>								
	<b>924/924S</b>				<b>924 Turbo</b>			
	<b>Total</b>	<b>ROW</b>	<b>USA</b>	<b>Japan</b>	<b>Total</b>	<b>ROW</b>	<b>USA</b>	<b>Japan</b>
<b>1976</b>	5145	5145	0	0	0	0	0	0
<b>1977</b>	25596*	17675	7496	425	0	0	0	0
<b>1978</b>	21562	9474	11638	450	0	0	0	0
<b>1979</b>	20619	10475	9636	508	2932	1982	950	0
<b>1980</b>	12794**	9094	3700	0	5243	1803	3440	0
<b>1981</b>	11824***	9669	2155	0	3312	1783	1529	1529
<b>1982</b>	10091	7814	2277	0	1819	0	876	943
<b>1983</b>	5785	5785	0	0	310	310	0	0
<b>1984</b>	4659	4659	0	0	0	0	0	0
<b>1985</b>	3214	3214	0	0	0	0	0	0
<b>1986</b>	3536	3536	0	0	0	0	0	0
<b>1987</b>	8940	1993	6947	0	0	0	0	0
<b>1988</b>	4193	2003	2190	0	0	0	0	0
<b>Total</b>	137958	90536	46039	1383	13616	5878	6795	2472
* Includes 3,000 "Martini" models								
** Includes 1030 "LeMans" models								
*** Includes 1015 "50 Jahre Weissach" Models								
<b>Other Models:</b>								
1976 Martini – 77								
1977/78 50 <sup>th</sup> Jubilee – 589 for Germany + 425 for Rest of World								
1978 M427 (French Market) – 100								
1979 Sebring – 1,400 (846 with air conditioning)								
1979 Turbo Dolomite (All were Grey) – 400								
1980 Carrera GT: 406 (200 Germany, 75 UK, 131 Rest Of World)								
1978 924 Rallye Turbo – 4								
1979 924 Rallye Turbo – 1								
1979 SCCA – 16 (All for U.S. Market)								
1979 Group 4 – 1								
1980 LeMans GTP – 4								
1981 Carrera GTS – 59 (15 with Club Sport with cage)								
1981 Carrera GTR – 17								
1983 Turbo (Special Italian Market in Zermatt Silver) – 88								

**928**

1977-82 – 17,710      1977 – 4,927      1978 – 4,706      1985 – 5,356      1986 – 4,617  
 1987 – 5,403      1988 – 3,663      1989 – 2,919      1990 – 3,088

S4 1986-93 – 14,830  
 4.5 Litre – 17,710  
 4.7 Litre – 16,777  
 GT 1989 – U.S. spec – 300  
 1991 w/5-spd imported to USA – 80



GT 1990-92 – 2,924  
 Carrera GT 3.2 1980 – 406  
 1982 S 50<sup>th</sup> Anniv Edition U.S. spec – 3

U.S. Sales:

1980 – 1,466      1981 – 2,019  
 1991 – 263      1992 – 182      1993 – 119      1994 – 119      1995 – 84  
 1996 – 5      1997 – 3  
 CYP: 1994 – 84      1995 – 370

*1978 Porsche 928*

**930**

<b>Porsche 930 Calendar Year Production Chart</b>						
<b>Year</b>	<b>Coupe</b>	<b>Targa</b>	<b>Cabrio</b>	<b>U.S. Coupe</b>	<b>U.S. Targa</b>	<b>U.S. Cabrio</b>
<b>1975</b>	284	0	0	0	0	0
<b>1976</b>	644	0	0	530	0	0
<b>1977</b>	695	0	0	727	0	0
<b>1978</b>	735*	0	0	461	0	0
<b>1979</b>	820*	0	0	1200	0	0
<b>1980</b>	840	0	0	0	0	0
<b>1981</b>	698	0	0	0	0	0
<b>1982</b>	938	0	0	0	0	0
<b>1983</b>	1015	0	0	0	0	0
<b>1984</b>	804	0	0	0	0	0
<b>1985</b>	1063	0	0	0	0	0
<b>1986</b>	1158	0	0	1424	0	0
<b>1987</b>	720	69	142	1605	87	183
<b>1988</b>	677	136	242	701	141	591
<b>1989</b>	857	115	244	639	109	600
Turbo Totals:    3-litre 1975-77 – 2,873    Turbo 1977-83 – 36,876						
Other Models:						
1976 Martini Turbo – 200						
* 1978 Japan-Spec – 61, 1979 Japan-Spec – 32 (Not included in above figures)						
1979 Signature “S” – 50						
1985 SE – 12						
1986 Turbo Targa – 17						
1987 Slantnose Turbo Cabriolet – 42						
1987 Slantnose Turbo Coupe – 114						
1987 Turbo Targa – 6						
1988 Turbo Slantnose Coupe – 145						
1988 “S” Slantnose Turbo Cabriolet – 116						
1989 Slantnose U.S. Spec – 147						
<b>Slantnose Turbos:</b>						
1981 – 1	1982 – 38	1983 – 35	1984 – 34	1985 – 44	1986 – 52	1987 – 33

**Model 934**

R Turbo 540 bhp 1976 – 31

**944**

<b>Porsche 944 Calendar Year Production Breakdown</b>
---



	944			944 Turbo		
	Total	ROW	USA	Total	ROW	USA
1982	3921	3921	0	0	0	0
1983	14633	9127	5506	0	0	0
1984	26539	9921	16618	0	0	0
1985	23720	17553	6167	178	178	0
1986	17010	6109	10901	10273	2760	7513
1987	10689	2343	8346	4955	1546	3210
1988	5965	2226	3731	4097*	1875	1874
1989	10593	4941	5652	4103	1333	1385
1990	0	0	0	1251	1107	144
1991	0	0	0	875**	875	0
<b>Total</b>	113070	56141	56921	25107	9331	14235

\* Includes 1,000 Turbo S  
\*\* Includes 625 Turbo Cabriolet

Other Models:

1987 Sport Package – 188 ROW + 11 USA

1988 Sport Package – 94 ROW + 98 USA + 126 Canada + 30 Australia

1991 944S2 Coupe U.S. Sales – 344

1991 944S2 Cabriolet U.S. Sales – 486

Porsche 944S2 Calendar Year Production Breakdown Chart						
	Coupe Total	Coupe ROW	Coupe USA	Cabrio Total	Cabrio ROW	Cabrio USA
1989			970			16
1990	3321	2872	449	3938	2114	1824
1991	3118	2608	510	1702	1140	562



1990 Porsche 944S2 Cabriolet



1991 Porsche 944S2 Cabriolet

Porsche 944S Calendar Year Production Breakdown Chart			
	Total	ROW	USA
1987	5862	2635	3127
1988	7074	1305	5562
<b>Total</b>	12936	4040	8688

Other Models:

1981 944 GTP/R LeMans – 1

1986 Turbo Club Sport U.S. Spec – 6

1986-89 944 Turbo Cup – 150

1987 Turbo Cup – 12

1987 944S Sport Package – 100

1988 944S Sport Package (Canadian) – 188

1988 944S – 20 Australian Spec

1988 Turbo S – 1,635 (775 Silver Rose World-wide)

U.S. Spec Color Breakdown for Turbo S:

339 Silver Rose, 62 Black, 110 Red, 51 Marachiro Red, 33 White

51 Stone Grey, 36 Zermatt Silver, 2 Almond, 1 Blue
1988 "S" Firehawk – 8

**959** 1987-88 – 283

**968**

Cabriolet 1992 w/Tiptronic U.S. spec – 140  
 C/S (Club Sport) 1993-95 – 1,371  
 1992-95 – 12,793 (all types)  
 Cabrio (all) – 4,389  
 Coupe (all) – 8,404



1995 Porsche 968 Cabriolet

Porsche 968 U.S. Sales			
	Coupe	Cabriolet	Total
<b>1992</b>	595	593	1188
<b>1993</b>	713	475	1188
<b>1994</b>	616	648	1264
<b>Total</b>	1924	1716	3640

**USA Sales** (Incl. 914): 1965 – 4,599    1966 – 6,195    1967 – 6,700    1968 – 7,458    1969 – 5,893  
 1970 – 13,898    1971 – 17,239    1972 – 20,464    1973 – 23,771    1974 – 21,029  
 1975 – 16,224    1976 – 14,192    1977 – 19,896    1978 – 17,018    1979 – 13,818  
 1980 – 10,490    1981 – 11,241    1982 – 14,407    1983 – 21,831    1984 – 20,024  
 1985 – 25,306    1986 – 30,471    1987 – 23,632    1988 – 15,737    1989 – 9,479  
 1990 – 9,139    1992 – 4,115    1993 – 3,729    1994 – 5,838    1995 – 5,771  
 1996 – 7,152    1997 – 12,976    1998 – 17,243    1999 – 20,875    2000 – 22,410  
 2001 – 23,041    2002 – 21,318    2003 – 28,416    2004 – 31,473

**Production**    1987 – 48,520    1988 – 25,969    1989 – est. 29,432  
 2001 – 56,746    2002 – 55,903    2003 – 81,672    2004 – 86,055

## Prince

**Skyline GT**    1964 – 291

## Princess

**Model 1700**    1978-81 – 41,134  
**Model 1800**    1975-78 – 72,867  
**Model 2000**    1978-81 – 35,498  
**Model 2200**    1975-81 – 56,343

## Proton

**Proton**    1989-93 – 484,600

## Puch

**Pinzgauer**

Calendar Year Production: 1995 – 262

## Pulse-Aero

**Cycle**

1986 – 340

## Purvis

**Eureka**

(AUS) 1974-1997 – 1,150

## Rambler

**Ambassador**

990 Convertible: 1965 – 3,499    1966 – 1,814  
 990 2-door Hardtop:    1965 – 5,034    1966 – 4,324  
 990-H 2-door Hardtop 1965 – 6,382  
 900- DPL 2-door Hardtop 1966 – 10,458  
 Sales:    1960 – 23,798    1961 – 18,842    1962 – 36,171

**American**

Convertible:  
 1961 – 10,855    1962 – 13,497    1963 – 4,750    1964 – 8,907    1965 – 3,882  
 1966 – 2,092

**Classic**

Convertible:    1965 – 4,953    1966 – 1,806  
 Typhoon 1964 – 2,520  
 770 2-door hardtop:  
    1965 – 14,778    1966 – 8,736  
 770-H 2-door hardtop 1965 – 5,706



*1966 Rambler 770 Classic Sedan*

**Marlin**

1965 – 10,327

**Rogue**

hardtop coupe:    1966 – 8,718  
    1967 – 4,129  
    1968 – 4,549  
    1969 – 3,543  
 Convertible 1967 – 921  
 1967 1/2 w/343 factory convertible – 7



*1966 Rambler Rogue*

**Rebel**

1957 – 1,500  
 2-door hardtop 1966 – 7,512  
 SST 2-door hardtop 1967 – 15,287                      SST convertible 1967 – 1,686

**SC/Rambler**

1969 – 1,512    (1,012 “A” types and 500 “B” types)

## Rapport

**Forte** 1980-82 – estimated 40

---

## Rayton Fissore

**Magnum** 1988 – 600

---

## Reliant

**Kitten** 1975-82 – 4,074

**Rebel** 1964-73 – est. 700

**Sabre** 1961-63 – 208  
Six: 1962-64 (all) – 77 (17 w/o TR wishbone suspension, 2 Roadsters)

**Scimitar** SE4 1964-66 – 297 Coupe 2.5 Litre 1967-70 – 118  
3-Litre Coupe 1966-70 – 591 GTE: SE5/SE5a 1968-86 – 9,416  
SE6b 1982-86 – 437 SE6a 1975-82 – 3,877  
SE6 1975-82 – 543 Type SE6 1975-82 – 4,578  
GTC SE8b 1980-86 – 443 Middlebridge Scimitar – 77 (incl. 73 RHD)

**SS-1** 1984 – 25 1985 – 705 1986 – 264 1987 – 237 1988 – 187  
1989-90 – 91 Total – 1,504

**Production** 1987 – 285 1988 – 212 1989 – 95 1990 – 28 1992 – 56

---

## Renault

**Alpine** *See Renault GTA and See Alpine Marque*

**Clio** Argentina CYP: 1996 – 14,164 1999 – 17,728  
France CYP: 1998 – 170,759 1999 – 191,806  
Spain CYP: 1999 – 233,813  
Brazil CYP: 1999 – 5,181

**Dauphine** 1093 Rally 1961-68 – 2,500

**Espace** 1985-91 – 147,960  
France CYP: 1995 – 54,976 1996 est. – 53,805 1998 – 67,061  
1999 – 70,191

**Floride/Caravelle:** Total Production – est. – 117,000

**Fuego** 1980-86 – 83,725

**GTA** 1986-93 – 17,450

<b>Kangaroo</b>	France CYP: 1998 – 109,257	1999 – 108,734	
	Argentina CYP: 1999 – 6,444		
<b>Laguna</b>	France CYP: 1995 – 272,142	1996 est. – 262,370	1998 – 220,678
	1999 – 205,301		
<b>LeCar</b>	U.S. Sales: 1980 – 22,955	1981 – 19,336	
<b>Megane</b>	Argentina CYP: 1997 est. – 8,465		
	France CYP: 1995 – 57,995	1996 est. – 330,147	1998 – 386,942
	1999 – 366,426		
	Spain CYP: 1999 – 247,764		
	Cabriolet CYP by Karmann:		
	1996 – 7,465		
	1997 – 11,354		
	1998 – 10,952		
	1999 – 12,313		
	Argentina CYP: 1999 – 15,391		
<b>Nevada/Savanna</b>	CYP: 1995 Belgium – 12,534		
<b>R8 Gordini (1300)</b>	1966-70 – 8,981		
<b>Safrane</b>	France CYP: 1995 – 35,688	1996 est. – 33,676	1998 – 22,853
	1999 – 21,892		
<b>Scenic</b>	Brazil CYP: 1999 – 19,628		
<b>Spider</b>	France CYP: 1996 est. – 851	1998 – 380	1999 – 61
<b>Sportwagon</b>	USA Sales 1986 – 4,152		
<b>TrafficVan</b>	CYP: 1995 – 22,934	1996 est. – 4,398	
<b>Twingo</b>	France CYP: 1995 – 249,071	1996 est. – 226,370	1998 – 213,150
	1999 – 199,682		
	Colombia Built 1998 CYP – 3,033		



1999 Renault Megane Cabriolet By Karmann

<b>5</b>	Supercinque 1984-93 – 4,943,629
	Turbo 2 1983-86 – 3,576
	- 200 1985 w/alloy roof
	- 10 w/370hp
	Turbo I 1978-82 – 1,830
	1980 – 802
	1981 – 536
	1982 – 352



Renault 5 Turbo 2

<b>8</b>	Gordini 1964-70 – 12,203
<b>9</b>	1982-89 – 1,109,300
	Argentina Calendar Year Production: 1996 – 17,738
	1997 est. – 2,683
<b>11</b>	1983-89 – 973,740
<b>14</b>	1976-82 – 999,093

<b>15</b>	1971-79 – 207,854	15TL 1972-75 – 110,749	15TS 1972-75 – 31,615
<b>17</b>	1971-79 – 92,589	Gordini Cabrio 1974-75 – 1,038 TS Cabrio 1972-73 – 2,190 TL Cabrio 1972-75 – 6,568	Gordini 1974-75 – 1,667 TS 1972-73 – 7,884 TL 1972-75 – 50,190
	U.S. Sales: 17 Gordini – 1980 – 675		
<b>18</b>	1978-86 – 2,173,100	U.S. Sales: 1980 – 1,735 1981 – 11,533	
<b>19</b>	1988-93 – 1,179,600	1991-95 Convertible – 29,222	
	Argentina CYP: 1996 – 24,736	1997 est. – 21,013	1999 – 11,960
<b>20</b>	1975-84 – 622,314		
<b>21</b>	1986-94 – 2,743,100		
<b>25</b>	1984-92 – 173,685	Limousine by Heuliez 1985-86 – est. 800	
<b>30</b>	1975-84 – 160,265		

**USA Sales**

(Not including American built models):

1949 – 1,402	1950 – 1,551	1951 – 777	1952 – 374	1953 – 110
1957 – 22,586	1958 – 48,148	1959 – 91,073	1960 – 62,772	1961 – 44,122
1962 – 29,763	1963 – 22,621	1964 – 18,432	1965 – 12,697	1966 – 12,106
1967 – 21,219	1968 – 21,662	1969 – 20,419	1970 – 23,373	1971 – 18,601
1972 – 14,465	1973 – 9,284	1974 – 8,756	1975 – 5,780	1976 – 6,819
1977 – 13,198	1978 – 15,739	1979 – 18,862	1980 – 25,365	1981 – 31,077
1982 – 37,702	1983 – 33,229	1984 – 12,243	1985 – 7,205	

**Production** 1992 – 1,504,111 1993 – 1,264,628 1995 – 1,374,117 1996 – 1,393,889 1997 – 1,508,152

**Production (France) CYP:**

1995 – 1,374,117 1996 – 786,857 1997 – 949,976 1998 – 1,191,080 1999 – 1,164,093

**Production (Turkey) CYP:**

1995 – 74,862 1996 – 65,007 1997 – 91,326 1998 – 88,506 1999 – 125,026

**Production (Argentina) CYP (Car Production)**

1990 – 24,942 1991 – 30,105 1992 – 61,465 1993 – 83,895 1994 – 93,973  
1995 – 59,220 1996 – 58,042 1997 – 68,292 1998 – 75,499 1999 – 51,523

**Production (Spain) Fasa-Renault CYP:**

1995 – 345,035 1996 – 345,042 1997 – 370,735 1998 – 458,547 1999 – 481,577

**Production (Brazil) CYP:**

1999 – 24,809

\*\*\* For Alliance/Encore Production Statistics... See AMC

Calendar Year Production: 1930 – 11,450    1931 – 6,762    1932 – 3,870    1933 – 3,623    1934 – 4,460  
 1935 – 4,692    1936 – 3,206

## Riley

<b>Elf</b>	1961-69 – 30,912 <u>Breakdown</u>	
		➤ 3,522 Mk I 848cc 1961-62
		➤ 17,816 Mk II 998cc 1963-66
		➤ 9,574 Mk III 998cc 1968-69)
<b>Kestrel/1300</b>	1965-69 – 21,529	
<b>Pathfinder</b>	Sedan 1953-57 – 5,152	
<b>1.5 Litre</b>	RMA 1945-52 – 10,504	RME 1952-55 – 3,446    Sedan 1957-65 – 39,568
<b>2.5 Litre</b>	RMB 1946-52 – 6,900	RMC 3-seat Roadster 1948-51 – 507
<b>2.6 Sedan</b>	RMD 4-seat drophead 1948-51 – 502	RMF Sedan 1952-53 – 1,050
<b>4/68</b>	1958-59 – 2,000	
<b>4/72</b>	Sedan 1959-61 – 10,940	
	Sedan 1961-69 – 14,151	

## Rochdale

**Olympic**                    I 1959-65 – 250    II 1963-72 – 150

## Rolls Royce

**Camargue**                    1975-86 – 531                    1983 – 19                    1984 – 22

- 146 U.S. spec Versions
- 12 80<sup>th</sup> Anniversary Editions (1986) – all white
- 1 Sbarro “Hunting Car”

**Centenary Sedan**    1985 – 25

**Corniche**    Coupe 1971-77 – 780    1977-83 (incl. Bentley) – 326    S Conv 1995 – 20  
 Convertible 1971-77 – 1,233    Conv 1977-83 (inc. Bentley) – 1,361  
 Anniversary Edition 1993 – 25 (8 U.S. spec)

- Saloon 1971-76 – 365 RHD & 274 LHD
- Saloon 1976-77 – 44 RHD & 97 LHD
- Saloon 1977-79 – 58 RHD & 95 LHD
- Saloon 1979-80 – 68 RHD & 107 LHD
- Convertible 1971-76 – 388 RHD & 587 LHD
- Convertible 1976-77 – 48 RHD & 206 LHD
- Convertible 1977-79 – 49 RHD & 223 LHD
- Convertible 1979-81 – 116 RHD & 321 LHD
- Convertible 1981-88 – 134 RHD & 1167 LHD
- Corniche II 1986-89 – 60 RHD & 1174 LHD
- Corniche III 1990-91 – 71 RHD & 380 LHD (Total – 451)
- Corniche IV 1992-93 – 24 RHD & 90 LHD (Total – 114)
- Corniche V 1994-95 – 11 RHD & 94 LHD
- Corniche “S” 1995 – 25 (all Left-Hand-Drive)
- Flying Spur: 1995 – 50 (35 U.S. spec)    1994-95 – 133 or 134



1979 Rolls Royce Corniche

- CYP: 1999 – 6      2000 – 206      2001 – 103
- 2000-2002 – 374

**Limousine**      Factory Built 1987 imported to USA – 12

**Mark VI**      Tear Drop Coupe deVille 1949 – 7

**Park Ward Limousine**      1996-98 – 70

**Phantom (GB)**      1925-29 – 2,212  
Henley Roadster by Brewster – 8

**Phantom (USA)**      1926-31 – 1,241

**Phantom II**      1929-36 -1,394      Drophead by Ranalah – 2  
Continental 1929-36 – 281  
Continental 1933 – 2  
1,555 RHD & 125 LHD Totals

**Phantom III**      1936-39 – 727      V-12 by Windover – 8

**Phantom IV**      1950-56 – 18 (4 w/auto trans, 1 1951 drophead 2-door)

**Phantom V**      1959-68 – 793

- 9 Landaulettes
- 92 James Young 97 LHD Limousines)
- 7 1962 H.J. Mulliner LHD

**Phantom VI**      1968-92 - 373 (5 in 1980)

1972 - 47	1982 – 1	1983 – 1
1984 – 6	1985 – 4	1986 – 2
1987 – 4	1988 – 2	1989 – 1
1990 – 5		

- Approx. 5 Landaulettes (est 2-3 w/6.75 Litre)
- Frua Cabriolet 4-door (1971) – 1
- 1 Frua Drophead Coupe (1971)

**Phantom (New)**      Centenary Sedan 2004 – 35  
CYP: 2003 – 502      2004 – 875

**Silver Cloud I**      1955-59 - 2,238

- 18 Hooper Empress (1955-56)
- 121 Long Wheelbase Models
- 10 H.J. Mulliner Convertible LHD (1951)
- 13 LWB Hooper (9 in 1957)
- 17 LWB James Young
- 2 LWB Freestone & Webb
- 2 LWB H.J. Mulliner
- 1 Freestone & Webb 2-seater (1957)
- 3 Models with Manual Transmission

**Silver Cloud II**      S.W.B. 1959-62 - 2,417  
L.W.B. 1959-62 - 299



1931 Rolls Royce Phantom I Henley Roadster by Brewster



1933 Rolls Royce Phantom II Newport Town Car



1937 Rolls Royce Phantom III Mulliner Sport



1965 Rolls Royce Phantom V





- 38 James Young

**Silver Cloud III**

S.W.B. 1962-65 - 2,044

L.W.B. 1962-65 - 253

- 49 James Young (Including Bentley & 7 LHD)
- 5 H.J. Mulliner Park Ward

(Including Bentley & 26 LHD Convertibles)

*1966 Rolls Royce Silver Cloud III  
Continental by Mulliner-Park Ward LHD*

Convertible 1964 - 43

1965 Mulliner Flying Spur LHD – 21

1964 Mulliner Flying Spur – 17

**Silver Dawn** 1949-55 - 761 (10 in 1951, 1 H.J. Mulliner Convertible 1963)

1994-98 – 237    1995 – 48    1996 - 39

**Silver Seraph**

2001 Concours Edition – 20

2000-2002 Park Ward Edition – 127

1998-2002 – 1,570

CYP:    1999 – 402    2000 – 234    2001 – 192

**Silver Shadow**

S.W.B. 1966-77 - 16,717    L.W.B. 1966-77 - 2,776    1971 Limo - 12

Coachbuilt - 35 by James Young, 571 saloon by Mulliner Park Ward, 504 Mulliner  
Park Ward Convertible)

- Saloon 2-door by Mulliner Park Ward 1966-71 – 369 RHD & 199 LHD
- Convertible by Mulliner Park Ward 1967-69 – 109 RHD & 137 LHD
- Convertible by Mulliner Park Ward 1969-71 – 124 RHD & 135 LHD



*1982 Rolls Royce Silver Spirit*

**Silver Shadow II**

1977-80 - 8,422

- 75 1979 Anniversary Editions

**Silver Spirit**

1980-89 (incl. Silver Spur) - 14,366

1980-91 – 8,126

**Silver Spirit II**

1989-93 (incl. Silver Spur II) - 2,810

1989-93 – 1,152

**Silver Spirit III**

1993-94 – 211

1993-98 – 379

**Silver Spirit IV**

1995 - 122

**Silver Spur**

1990 by H.J. Mulliner - 25

1994 Mulliner Limousine U.S. spec - 2  
III (including Touring Limo) 1993-94 - 430

1999 Limited Spur – 50

1980-92 – 6,240



II 1988-93 – 1,658  
 III 1993-98 – 1,192  
 Silver Spur w/Division 1996-98 – 36  
 Limousine: 36 inch stretch 1982-85 – 16  
 42-inch stretch 1984-88 – 84  
 14-inch stretch 1984 – 1  
 MPW II 1989-91 – 71

*1991 Rolls Royce Silver Spur II*

**Silver Wraith** S.W.B. 1946-53 - 1,144 L.W.B. 1951-59 - 639

**Coachbuilt Breakdown**

- ⇒ Freestone & Webb 2-door – 2
- ⇒ Drophead by Hooper – 2
- ⇒ Long Wheelbase Convertible LHD – 4
- ⇒ H.J. Mulliner Touring Limo – 75
- ⇒ Hooper (All Types) 1946-59 – 166
- ⇒ Teviot Hooper 1946-49 – 107
- ⇒ Teviot Hooper 1949-50 – 9
- ⇒ Teviot Hooper 1950-59 – 50
- ⇒ Mulliner Convertible 1951 – 1

**Silver Wraith II** 1977-80 - 2,144

**Springfield** Sedan U.S. Spec 1996 – 20

**Touring Limousine** 1991-94 – 91                      1991-92 – 22                      1993 – 34                      1994 - 35

**USA Sales** (Incl. Bentley)  
 1975 – 865                      1976 – 1,230                      1986 - 1,155                      1988 - 1,214                      1989 - 1,216  
 1990 - 1,200                      1991 - 447                      1995 - 1,556                      2000 – 806                      2001 – 752  
 2002 – 546

**USA Sales** (Rolls -Royce badged only)  
 1991 – 264                      1992 – 216                      1993 – 159                      1994 – 166                      1995 – 221  
 1996 – 164                      1997 – 147                      1998 – 229                      1999 – 237                      2003 – 166  
 2004 – 413

**Model Year Production** (Including Bentley)  
 1981- 2,440                      1982 – 2,494                      1983 – 1,454                      1984 – 1,926                      1985 – 2,253  
 1986 – 2,621                      1987 – 2,469                      1988 – 2,604                      1989 – 3,567                      1990 – 3,071  
 1991 – 2,886                      1992 – 805                      1993 – 1,207                      1994 – 1,361                      1995 – 1,128  
 1996 – 1,751                      1997 – 1,752

**Calendar Year Production** (Including Bentley)

	1970 – 2,009	1971 – 2,280	1972 – 2,470	1973 – 2,760	1974 – 2,898
	1975 – 3,134	1976 – 3,261	1977 – 2,872	1978 – 3,347	1979 – 3,344
	1980 – 3,203	1981 – 3,205	1982 – 2,436	1983 – 1,551	1984 – 2,238
	1985 – 2,551	1986 – 2,968	1987 – 2,747	1988 – 2,968	1989 – 3,254
	1990 – 3,274	1991 – 1,620	1992 – 1,244	1993 – 1,264	1994 – 1,414
	1995 – 1,556	1996 – 1,744	1997 – 1,918	1998 – 1,614	1999 – 1,440
<b>Production</b>	1987 - 1,907	1988 - 1,737	1989 - est. 1,653	1998 – 312	1999 – 439
	2001 – 352	2002 – 147			

**Rover**

<b>Fourteen</b>	1945-48 - 1,705				
<b>MGF</b>	1997 Sales – 14,741				
	UK CYP:	1998 – 14,735	1999 – 10,388		
<b>Mini</b>	Studio 2 1990 - 2,000				
	1997 Sales – 15,000				
<b>P6</b>	Estate by Crayford – est. 150				
<b>Range Rover</b>	1970-92 - 292,831	<i>* See Also Land Rover</i>			
<b>Sixteen</b>	1945-48 - 4,150				
<b>Streetwise</b>	CYP:	2003 – 6,931	2004 – 6,441		
<b>Ten</b>	1945-47 Sedan - 2,640				
<b>Twelve</b>	1945-48 - 4,840				
<b>25</b>	CYP:	1999 – 19,206	2003 – 28,512	2004 – 17,380	
<b>45</b>	CYP:	1999 – 4,895	2003 – 15,657	2004 – 14,951	
<b>60</b>	Sedan 1948-49 - 1,274	1953-59 - 9,666			
	CYP:	1954 - 1,997	1955 - 1,488	1956 - 1,807	1957 - 828
		1958 - 1,498	1959 - 1,643		
<b>75</b>	P3 Sedan 1948-49 - 7,837	P4 Sedan (all) 1949-54 - 43,241			
	CYP:	1950 - 3,563	1951 - 8,821	1952 - 8,090	1953 - 9,224
		1954 - 4,037	1955 - 3,220	1956 - 3,178	1957 - 1,087
		1958 - 1,418	1959 - 1,039	1998 – 427	1999 – 53,581
		2003 – 30,447	2004 – 24,154		
<b>80</b>	CYP:	1960 - 2,797	1961 - 2,483	1962 - 620	Total - 5,900
<b>90</b>	CYP:	1954 - 5,957	1955 - 8,728	1956 - 9,870	1957 - 3,299
		1958 - 4,167	1959 - 3,870	Total - 35,903	
<b>95</b>	CYP:	1962 - 3	1963 - 2,387	1964 - 1,290	Total - 3,680

<b>100</b>	CYP: 1960 - 6,873	1961 - 5,878	1962 - 3,870	Total - 16,621
<b>105</b>	R CYP: 1957 - 1,889	1958 - 1,610	Total - 3,499	
	S CYP: 1957 - 1,504	1958 - 3,667	1959 - 2,030	Total - 7,201
<b>110</b>	CYP: 1963 - 2,802	1964 - 1,810	Total - 4,612	
<b>100 Series</b>	CYP: 1995 - 81,780	1996 est. - 77,177		
<b>200 Series</b>	213/216 1984-89 - 408,521	214/216 1989-93 - 383,379		
	CYP: 1998 - 141,742	1999 - 72,168		
<b>400 Series</b>	CYP: 1995 - 68,534	1996 est. - 84,496	1998 - 110,585	
	1999 - 53,813			
<b>600 Series</b>	CYP: 1995 - 61,533	1996 est. - 56,126	1998 - 40,294	
	1999 - 92			
<b>800 Series</b>	Coupe Sales 1993-95 - 555	820 1986-92 - 128,951		
	825 1986-88 - 42,780	827 1988-92 - 49,496		
	CYP: 1995 - 18,311	1996 est. - 15,933	1998 - 6,500	
<b>2000</b>	Sc Sedan 1963-70 - 98,706	SC Sedan Series II 1970-73 - 24,603		
	TC Sedan 1963-70 - 56,202	TC Sedan series II 1970-73 - 32,078		
<b>2200</b>	SC Sedan w/manual trans 1973-76 - 9,316 (+ 6,126 with automatic transmission)			
	TC Sedan 1973-76 - 16,928			
<b>3500</b>	Sedan 1968-70 - 22,495	Sedan Series 2 1970-76 - 37,709	S Sedan 1970-76 - 19,896	
	(SDI) 1976-80 - 91,248 (or 37,900 1976-86, 480 1980 models U.S. Spec)			
	Vitesse 1982-86 - 3,897			
<b>3-Litre</b>	Mark I Sedan 1958-61 - 15,250	Mark IA 1961-62 - 5,713		
	Mk II 1962-65 - 15,676	Mk II Coupe 1962-65 - 5,482		
	Mk III Sedan 1965-67 - 3,919	Mk III Coupe - 2,501		
<b>3.5 Litre</b>	Sedan 1967-73 - 11,501	Coupe 1967-73 - 9,099		
<b>Production</b>	1987 - 130,708	1988 - 140,774	1989 - 453,933	1992 - 378,797
	1995 - 473,951	1996 - 473,217	1997 - 487,586	1993 - 406,804
<b>UK Car Production</b>	1995 - 374,418	1996 - 376,323	1997 - 394,579	1998 - 328,611
				1999 - 225,772

## Saab

<b>GT750</b>	1958-67 - 600 (546 U.S. spec)
<b>Monte Carlo</b>	1965-68 (also known as 850) - 2,453
<b>Quantum</b>	1962 Prototypes - 3
<b>Sonett</b>	2 red, 1 green, 1 blue, 1 white, 1 off-white



II w/Monte Carlo 2-stroke engine 1966-70 - 258

III 1970-74 - 8,368

1970 - 740      1971 - 1,952      1972 - 2,080  
 1973 - 1,980      1974 - 1,596

*Saab Sonett III*

**Sport Coupe**

1962-65 - 2,412

**90**

1985-87 - 25,378

**92**

1950-56 - 20,128



*1968 Saab Sonett II*

**95**

Estate 1959-68 - 32,654      V4 Estate 1966-79 - 77,873

CYP: 1965 - 7,243      1969 - 9,407      1970 - 9,367      1974 - 5,559

**96**

1960-68 - 220,651      V4 1966-79 - 329,000

1980 - last 300 built in metallic blue

CYP: 1965 - 29,766      1967 - 36,037      1969 - 32,384      1970 - 34,120  
 1974 - 22,762

**99**

1967-84 - 588,643      S Turbo 1980 - 400      Turbo 1977-80 - 10,607

CYP: 1969 - 19,411      1970 - 29,755      1977 - 72,819      1982 - 16,459

U.S. Sales:

99 GL: 1980 - 2,662      1981 - 262

**900**

1978-93 (excl. Turbo) - 710,163      Turbo 1979-93 - 202,284      16v 1988-92 - 185,767

Convertible 1986-93 - 185,744      1978-88 (excl. Turbo) - 525,000

Turbo 1978-88- 201,000

1991 900 Convertible SE (SPG look alike) - 661 (299 Yellow & 362 Grey)

U.S. Sales:      1979 - 12,161      1980 - 10,624      1981 - 14,243      1982 - 18,178  
 1983 - 25,833      1984 - 32,768      1985 - 37,448      1986 - 37,647  
 1987 - 33,307      1988 - 25,906      1989 - 22,471      1990 - 17,355  
 1991 - 16,258      1992 - 16,051      1996 - 22,436  
 1997 - 23,048      1998 - 9,009

Convertible U.S. Sales:

1986 - 325      1987 - 2,243      1988 - 3,000      1989 - 3,200  
 1990 - 3,200      1991 - 4,700      1992 - 6,000      1993 - 4,235  
 1994 - 2,000      1995 - 6,312      1996 - 6,797      1997 - 7,569

Convertible CYP:      1995 - 12,773      1996 est. - 10,694

900 5-door U.S. Sales:      1995 - 9,732      1996 - 12,337      1997 - 12,458

900 Turbo U.S. Sales:      1996 - 9,122

Sweden CYP:      1982 - 60,418      1997 - 69,485

**900 SPG Production Breakdown:**

- 1984 - 4 or 6 (prototypes)
- 1985 - 1,469
- 1986 - 1,498
- 1987 - 1,014
- 1988 - 1,774
- 1989 - 841
- 1990 - 771
- 1991 - 254 (40 in Talladega Red, 109 in Beryl Green, 105 in Black)
- Total U.S. Spec SPG 1984-91 - 7,625



*1994 Saab 900Se Coupe*

**Specials/Limited Editions**

- 400 25<sup>th</sup> Anniversary (1982)
- 188 SPG Turbo Convertible (1988)
- 200 Turbo Special European Version (1989)
- 299 Convertible SE in Monte Carlo Yellow (1991)
- 362 Convertible SE in Platana Grey (1991)
- 300 Convertibles in Monte Carlo Yellow (1993)
- 325 Commemorative Edition Turbo Coupe (1993)
- 500 Commemorative Convertibles – all black (1994)
- Approx. 800 Turbo Coupe U.S. Spec (1994)
- Approx. 2,700 base Coupe U.S. Spec (1994)

**9000**

1985-93 5-door - 153,469  
 CD 3-door 1988-93 - 35,565  
 CD Turbo Griffin 1992 - 400  
 Aero 1993 U.S. spec - est. 1,200  
 CSE Turbo 50<sup>th</sup> Anniv. 1997 – 300  
 CSE 1998 U.S. Spec – est. 1,300  
 Aero (all years U.S. Sales Total) – 3,849



*1988 Saab 9000*

U.S. Sales:      1988 – 11,858      1995 - 6,034  
                          1996 - 6,003      9000CS 1996 - 3,388  
                          1997 - 5,405      1998 - 993

1996 - est. 5,000                      1998 U.S. spec - est. 1,200  
 Sweden CYP:      1997 – 24,201      1998 – 2,540



*2004 Saab 9-3 Convertible*

**9-2X**

U.S. Sales:      2004 – 1,788      2005 – 5,940

**9-3**

U.S. Sales:      1998 – 12,826      1999 – 22,473  
                          2000 – 19,430      2001 – 18,374  
                          2002 – 20,499      2003 – 34,075  
                          2004 – 27,322      2005 – 24,108

9-3 Viggen (U.S. Sales Total for all years) – 2,932  
 1999 Monte Carlo – 195 (50 Australian-spec) – All painted Monte Carlo Yellow.

Sweden CYP:      1998 – 70,490      1999 – 70,666

**9-5**

U.S. Sales:      1998 – 7,928      1999 – 16,778 (includes 3,927 9-5 Wagons)  
                          2000 – 19,973 (includes 5,970 9-5 Wagons)  
                          2001 – 19,182      2002 – 17,306      2003 – 13,839  
                          2004 – 9,049      2005 – 6,023

2000 Gary Fisher Edition Wagon – 650 (estimates)

Sweden CYP:      1997 – 11,418      1998 – 51,837      1999 – 57,184

**9-7X**

U.S. Sales:      2005 – 2,272

**USA Sales**

1963 - 4,117	1965 - 5,462	1966 - 6,947	1967 - 10,529
1968 - 10,871	1969 - 10,898	1970 - 11,123	1971 - 12,653
1972 - 14,410	1974 - 13,590	1975 - 13,731	1976 - 9,866
1977 - 13,120	1978 - 15,662	1979 - 15,142	1980 - 13,558
1981 - 14,613	1982 - 18,463	1983 - 26,323	1984 - 33,631

1985 - 39,068    1986 - 48,246    1987 - 45,106    1988 - 39,829  
 1989 - 34,901    1990 - 26,393    1991 - 26,014    1992 - 26,471  
 1993 - 18,783    1994 - 21,679    1995 - 25,595    1996 - 28,439  
 1997 - 28,453    1998 - 30,757    1999 - 39,541    2000 - 39,479  
 2001 - 37,556    2002 - 37,805    2003 - 47,914    2004 - 38,159  
 1996 Turbo engined Saabs - 14,902 U.S. Sales

**Production**    1961 - 35,890    1965 - 37,069    1967 - 52,551    1970 - 73,982    1982 - 83,557  
 1987 - 134,112    1988 - 120,562    1989 - est. 103,591

## Sabra

**USA Imports**    1959 - 1    1960 - 75    1961 - 21

## S.A.A.C.

**Mark I**    1992 - 35  
**Mark II**    1992 - 250  
**Snake**    Coupe 1993 - 250  
             Convertible 1993 - 250



*1993 S.A.A.C. Snake Convertible & Coupe*

## Saleen

Limited Edition: 1996 - 5  
 Mustang: 1995 Supercharged Convertible - 72  
 SA-15 Speedster: 1999 - 10 (all in yellow)  
 10<sup>th</sup> Anniv: 1993 Coupe - 10

<b>Saleen Mustang Production Breakdown 1984-92</b>				
	<b>Hatchback</b>	<b>Convertible</b>	<b>Hardtop</b>	<b>Total</b>
<b>1984 Saleen</b>	3	0	0	3
<b>1985 Saleen</b>	129	2	10	141
<b>1986 Saleen</b>	187	12	0	199
<b>1987 Saleen</b>	243	34	1	278
<b>1988 Saleen</b>	549	135	24	708
<b>1989 Saleen</b>	546	165	20	731
<b>1989 SSC</b>	160	0	0	160
<b>1990 Saleen</b>	180	61	8	249

<b>1990 SC</b>	11	0	0	11
<b>1990 SE</b>	3	0	0	3
<b>1991 Saleen</b>	59	30	3	92
<b>1991 SC</b>	9	0	0	9
<b>1992 Saleen</b>	12	5	0	17
<b>Total</b>	<b>2091</b>	<b>444</b>	<b>66</b>	<b>2601</b>

<b>Saleen Breakdown 1994-2000</b>				
	<b>S-281/Base</b>	<b>SR/S-351</b>	<b>XP8</b>	<b>Total</b>
<b>1994</b>	44	2	0	46
<b>1995</b>	126	7	0	133
<b>1996</b>	436	20	0	456
<b>1997</b>	327	40	0	367
<b>1998</b>	185	22	57	164
<b>1999</b>	373	45	43	460
<b>2000</b>	974	0	18	992
<b>Total</b>	<b>2465</b>	<b>136</b>	<b>118</b>	<b>2618</b>

## Salmson

<b>Randonnee</b>	1951-52 - 545
<b>S4</b>	1946-52 - 2,983
<b>2300 Sport</b>	1953-57 - 209
<b>ALL</b>	1955-57 - 227

## Saturn

<b>Ion</b>	<u>U.S. Sales:</u>	2002 – 6,066	2003 – 117,230	2004 – 104,044	2005 – 100,891
<b>LS Sedan</b>	<u>U.S. Sales:</u>	1999 – 20,721	2000 – 94,034 (Includes Wagon)		
<b>LS Wagon</b>	<u>U.S. Sales:</u>	1999 – 3,735			
<b>L-Series</b>	<u>U.S. Sales:</u>	2002 – 81,172	2003 – 64,957	2004 – 19,453	
<b>SC Coupe:</b>		1991 - 48,629			
	<u>U.S. Sales:</u>	1997 – 52,137	1998 – 37,018		
		1999 – 41,382			
<b>SL Sedan:</b>	<u>U.S. Sales:</u>	1997 – 174,592	1998 – 177,399		
		1999 – 152,458			
<b>SW wagon:</b>	<u>U.S. Sales:</u>	1997 – 24,106	1998 – 17,105		
		1999 – 14,137			
(ALL):		1992 - 169,959	1993 - 244,621	1994 - 267,518	
		1995 - 316,455	1996 - 313,677	1997 – 271,612	
		1998 – 231,786	1999 – 232,570		



2004 Saturn VUE RedLine Edition



<b>Relay</b>	<u>U.S. Sales:</u>	2004 – 1,563	2005 – 2,272		
<b>Vue</b>	<u>U.S. Sales:</u>	2002 – 75,477	2003 – 81,924	2004 – 86,957	2005 – 91,972
<b>U.S. Sales:</b>		1992 – 196,126	1993 – 229,356	1994 – 286,003	1995 – 285,674
		1997 - 251,099	1998 – 231,786	1999 – 232,570	2000 – 271,800
		2003 - 271,157	2004 – 212,017		2002 – 204,771

\* All U.S. Sales include the GM Impact/EV-1 Electric Vehicle, listed under GM/GMC

## Sbarro

**Camargue Hunting Car** - 1

**Windhound** – est 20-35

**Windhawk** - 1

**Production** 1979 – 35      1980 - 10      1987 - 30      1988 - 20      1989 – 22

## Scion

<b>xA</b>	<u>U.S. Sales:</u>	2003 – 3,962	2004 – 24,184
		2005 – 28,033	
<b>xB</b>	<u>U.S. Sales:</u>	2003 – 6,936	2004 – 47,013
		2005 – 54,037	
<b>tC</b>	<u>U.S. Sales:</u>	2004 – 28,062	2005 – 74,415
<b>Sales</b>	<u>U.S. Sales:</u>	2003 – 11,898	



2003 Scion Xb

## Seat

<b>Arosa</b>	CYP:	1999 – 46,410	2000 – 28,403	2001 – 22,980		
<b>Caddy Van</b>	CYP:	1997 - 3,730				
<b>Cordoba</b>	CYP:	1995 - 19,289	1996 - 84,128	1997 - 79,128	1999 – 109,121	2000 – 94,740
		2001 – 75,847				
<b>Ibiza</b>		1985-93 - 543,900				
	CYP:	1992 - 202,157	1993 - 173,236	1994 - 112,334	1995 - 142,987	1996 - 140,974
		1997 - 158,284	1999 – 194,245	2000 – 199,279	2001 – 188,427	
<b>Inca Kombi</b>	CYP:	1997 – 104	2000 – 5,534	2001 – 5,316		
<b>Inca Van</b>	CYP:	1997 - 3,921				

<b>Leon</b>	CYP Spain:	1999 - 6,080	2000 - 79,722	2001 - 91,939		
	CYP Germany:	2000 - 13,401				
<b>Malaga</b>		1985-92 - 247,300				
	CYP:	1992 - 33,098	1993 - 8,735			
<b>Marbella</b>		1988-93 - 560,900				
	CYP:	1992 - 90,903	1993 - 80,005	1994 - 74,637	1995 - 33,216	1996 - 27,102
		1997 - 29,621				
<b>Polo</b>	CYP:	1993 - 191,700	1994 - 222,222	1995 - 176,327		
<b>Terra Van</b>	CYP:	1992 - 35,430	1993 - 22,198	1994 - 25,034	1995 - 10,626	1996 - 6,517
<b>Toledo</b>	CYP Spain:	1993 - 76,336	1994 - 144,205	1995 - 90,533	1996 - 47,965	
		1997 - 55,493	1999 - 5,059	2000 - 0	2001 - 8,660	
	CYP Germany:	2000 - 59,480	2001 - 38,985			
<b>Production</b>		1987 - 256,913	1988 - 302,810	1992 - 361,588	1995 - 335,463	1996 - 347,104
		1997 - 401,409	1998 - 432,254	1999 - 417,866		

## Shanghai

**Santana** 1995 - 131,250

## Shelby

**CSX** 1987 - 750 1988 - 1,000  
 1989 - 500  
**1989 CSX Breakdown**  
 ⇒ 225 VNT  
 ⇒ 273 Recaro  
 ⇒ 2 1990 VNT Prototypes



*Shelby CSX-T*

**Dakota** 1989 - 1,500 (860 in Red & 640 in White)

**GLH-S Charger** 1987 - 1,000



*1989 Shelby Dakota*

### **GT-350**

Coupe: 1965 - 562 1966 - 2,378 1967 - 1,175 1968 - 1,253  
 1969 - 1,085 1970 (inc. Conv) - 315  
 Convertible: 1968 - 404 1969 - 194  
 H: 1966 - 936 (85 w/4-speed) 1969 w/Sportroof - 150  
 S (Supercharged) 1966 - 3  
 Trans Am: 1967 - 26 1968 - 7

**GT-500** Coupe: 1967 - 2,050 1968 - 1,140 1969 - 1,536 1970 (incl. Conv) - 286

Convertible: 1968 - 402      1969 - 335      1970 w/4-speed - 17  
 1968 KR:      Fastback - 933      Convertible - 318

**Lancer**

1987-88 (automatic) - 400  
 1987-88 (5-speed) - 400

**SP 360 Durango**

1999 - est. 3,000



*1999 Shelby S.P. 360 Durango*

**Siata**

**208S**

All - 35-56  
 208CS Coupe 8V 1954 - 16



*1952 Siata 208-S Spyder*

**Simca**

**Ariane**

CYP: 1957 - 14,679      1958 - 34,835      1959 - 25,652      1960 - 27,425  
 1961 - 32,401      1962 - 14,585      1963 - 6,602

**Aronde**

Oceane/Plein Ciel 1957-61 - 11,560  
 CYP: 1953 - 59,457      1954 - 87,918      1955 - 73,242      1956 - 88,264  
 1957 - 105,493      1958 - 135,825      1959 - 176,034      1960 - 158,914  
 1961 - 155,267      1962 - 79,708      1963 - 22,631

**S 1300/1301**

CYP: 1963 - 58,757      1964 - 97,748      1965 - 63,275      1966 - 84,854  
 1967 - 77,849      1968 - 53,871      1969 - 45,151      1970 - 74,984  
 1971 - 89,754      1972 - 89,894      1973 - 86,057      1974 - 43,880  
 1975 - 35,394      Total - 901,468

**S 1500/1501**

CYP: 1963 - 7,089      1964 - 63,992      1965 - 54,519      1966 - 67,431  
 1967 - 53,119      1968 - 35,757      1969 - 46,038      1970 - 28,945  
 1971 - 9,419      1972 - 9,111      1973 - 15,687      1974 - 20,691  
 1975 - 11,288      Total - 423,086

**Vedette**

CYP: 1954 - 2,332      1955 - 37,876      1956 - 42,094      1957 - 15,217  
 1958 - 22,853      1959 - 11,424      1960 - 9,744      1961 - 3,763

**1000**

Coupe 1962-67 - 10,011  
 CYP: 1961 - 9,670      1962 - 152,612      1963 - 163,073      1964 - 107,660  
 1965 - 110,677      1966 - 126,716      1967 - 86,597      1968 - 84,308  
 1969 - 114,807      1970 - 109,513      1971 - 104,538      1972 - 109,902  
 1973 - 109,948      1974 - 75,865      1975 - 70,542      1976 - 60,394  
 1977 - 47,911      1978 - 12,175

**1100**

CYP: 1967 - 24,624      1968 - 135,948      1969 - 139,173      1970 - 130,310  
 1971 - 181,936      1972 - 219,221      1973 - 229,838      1974 - 220,954  
 1975 - 209,058      1976 - 171,860      1977 - 162,715      1978 - 76,113  
 1979 - 67,584      1980 - 48,465      1981 - 26,213      1982 - 18,633

1983 – 19,067    1984 – 8,682    1985 – 3,495    Total – 2,093,889

**1200S**                      Coupe 1967-71 - 14,741

**1307/1308/1510** CYP:    1975 – 46,693    1976 – 229,185    1977 – 221,768    1978 – 154,165  
    1979 – 108,326    1980 – 44,361    1981 – 16,320    1982 – 8,089  
    Total – 828,907

**USA Sales**                      1948 - 331            1949 - 45            1951 - 50            1952 - 46            1953 - 27  
    1957 - 5,766            1969 - 7,776            1970 - 6,035            1971 - 2,600

## Singer

**Chamois**                      base 1964-70 - 40,678    Sport 1964-70 - 4,149    Coupe 1964-70 - 4,971  
**Gazelle**                      I 1956-57 - 4,344            II 1957-58 - 1,582            1958-61 - 40,516  
    IIIC 1961-63 - 15,115    V 1963-65 - est. 20,022    VI Sedan 1965-67 - 1,482  
    1967-70 - 31,482  
**Hunter**                      Sedan 1954-56 - 4,750  
**Nine Roadster**              1945-49 - 2,500    4A 1949-50 - est. 4,122    4AB & 4aC 1950-51 - est. 1,001  
**Roadster**                      4AD 1951-55 - est. 3,440  
**SM**                              1500 1947-54 - 18,666    X 1953 - 6  
**Super**                            Ten 1945-49 - 10,497    Twelve 1947-49 - 1,098  
**Vogue**                            I 1961-62 - 7,423            II 1962-64 - 20,021            III 1964-65 - 10,000  
    IV 1965-66 - 10,325            Saloon 1966-70 - 44,551    Estate Wagon 1966-70 - 9,421

## Skoda

**Estelle**                      1977-92 - 1,350,250

**Fabia**                            CYP:    2000 – 175,780    2001 – 261,551    2002 – 253,805

**Favorit**                            1989-93 - 897,250  
    CYP:    1992 - 93,475    1993 - 118,714    1994 - 127,101    1995 - 74,776

**Felicia**                            CYP:    1995 - 10,602    1996 - 189,358    2000 – 98,635    2001 – 25,114

**Forman**                            CYP:    1992 - 13,775    1993 - 64,516    1994 - 72,295    1995 - 66,951  
    1996 - 3,805

**Octavia**                            TS/TS1200 2-door 1961-64 - 2,273            Combi 1961-71 - 50,193  
    1997 Sales – 47,876  
    CYP:    2000 – 153,790    2001 – 169,659    2002 – 163,198

**Pickup**                            CYP:    1992 - 2,436    1993 - 16,829    1994 - 20,216    1995 - 21,257  
    1996 - 15,116    2000 – 18,183    2001 – 3,981

**Rapid**                              1982-90 - 29,500

**S110R**                              2+2 Coupe 1970-81 - 56,902

**Superb**                            CYP:    2001 – 581            2002 – 24,305

**Model 440**

fiberglass body by Karosa 1956 – 2

**Production**

1987 - 168,398    1988 - 158,760    1989 - 183,123    1992 - 109,686    1993 - 200,612  
 1994 - 219,612    1995 - 173,586    1996 - 208,279    1998 – 399,099    1999 – 367,253  
 2000 – 450,910    2001 – 460,868

**SLP**

**Formula Firehawk:**

1993 - 250                      1995 – 655  
 1992 Model:    25 – (21 Red, 1 Aqua, 1 White, 1 Blue, 1 Green, 1 T-Top, 1 Convertible)  
 1993 Model:    201 (105 w/6-speed, 96 w/auto)  
                     35 w/T-Tops  
                     Black – 50                      Dark Green – 18                      Red Metallic – 3  
                     Bright Red – 129                      Gray Purple – 1  
 Interior: Graphite Cloth – 55                      Graphite Leather – 89                      Gray Cloth – 12  
                     Gray Leather – 18                      Biege Cloth – 6                      Biege Leather – 21  
 1994 Model:    500 (255 w/6-speed, 245 w/auto)    270 w/T-Tops  
                     White – 35                      Teal – 11                      Black – 173                      Dark Green – 49  
                     Yellow – 16                      Med. Red – 23                      Bright Blue – 19                      Bright Red – 164  
                     Gray Purple – 10  
 Interior: Graphite Cloth – 96                      Graphite Leather – 228  
                     Gray Cloth – 39                      Gray Leather – 66  
                     Biege Cloth – 19                      Biege Leather – 52  
 T/A GT – 12 (2 were 25<sup>th</sup> Anniv. Coupe, 3 were 25<sup>th</sup> Anniv. Convertibles)

1995 Formula Production			
	Coupe	Convertible	Comp T/A
	569	102	72
<b>6-speed</b>	397	61	48
<b>Auto</b>	172	41	24
<b>T-Tops</b>	351		42
<b>Purple</b>	41	4	
<b>White</b>	53	20	
<b>Silver</b>	22	4	72
<b>Teal</b>	6		
<b>Black</b>	215	32	
<b>Dark Green</b>	27	6	
<b>Med. Red</b>	16	2	
<b>Chameleon</b>	11	2	
<b>Bright Blue</b>	8		
<b>Bright Red</b>	170	32	
<b>White Leather</b>		17	
<b>Graphite Cloth</b>	97	1	
<b>Graphite Leather</b>	323	40	72
<b>Gray Cloth</b>	23	3	
<b>Gray Leather</b>	61	11	
<b>Biege Cloth</b>	4	1	
<b>Biege Leather</b>	41	19	
<b>Red Leather</b>	20	10	
<b>Other Models:</b>			
Convertible with White Top – 25    Black Top – 60    Beechwood Top – 17			



1995 SLP Formula Firehawk Coupe

<b>1996 Formula Firehawk Production</b>			
	<b>Coupe</b>	<b>Convertible</b>	<b>Comp T/A</b>
<b>All</b>	32	9	45
<b>6-speed</b>	22	3	16
<b>Auto</b>	10	6	29
<b>T-Tops</b>	25		32
<b>Purple</b>	3	1	
<b>White</b>	2	1	
<b>Silver</b>	2		45
<b>Black</b>	11	3	
<b>Dark Green</b>	1	1	
<b>Chameleon</b>	1		
<b>Bright Blue</b>	2		
<b>Bright Red</b>	10	3	
<b>Graphite Cloth</b>	5	3	
<b>Graphite Leather</b>	20	3	45
<b>Taupe Cloth</b>	3		
<b>Taupe Leather</b>	4	3	
<b>Other Models:</b>			
Convertible with White Top – 1    Black Top – 6    Taupe Top - 2			

<b>1997 Formula Firehawk Production</b>			
	<b>Coupe</b>	<b>Convertible</b>	<b>Comp T/A</b>
<b>All</b>	100	16	47
<b>6-speed</b>	58	5	30
<b>Auto</b>	42	11	17
<b>T-Tops</b>	81		40
<b>Purple</b>	1		
<b>White</b>	12	1	
<b>Silver</b>	14		47
<b>Black</b>	39	9	
<b>Dark Green</b>	4	2	
<b>Bright Red</b>	30	4	
<b>White Leather</b>		3	
<b>Graphite Cloth</b>			
<b>Graphite Leather</b>			
<b>Gray Cloth</b>	28	3	
<b>Gray Leather</b>	59	6	47
<b>Taupe Cloth</b>	2		
<b>Taupe Leather</b>	11	4	
<b>Other Models:</b>			
Convertible w/White Top – 3    Black Top – 9    Taupe Top - 4			

1999 SLP Firehawk Production Breakdown					
	Formula Coupe	Formula T-Top	Trans Am T-Top	Trans Am Conv.	Total
Artic White	3	4	24	7	38
Black	12	28	244	27	311
Bright Red	6	18	127	18	169
Bright Silver	1	6	25	5	37
Navy Blue	10	8	57	9	84
Pewter Metallic	2	8	61	9	80
Manual 6-speed	22	39	317	40	418
Automatic	12	33	221	35	301
Total	34	72	538	75	719

2000 SLP Firehawk Production Breakdown					
	Formula Coupe	Formula T-Top	Trans Am T-Top	Trans Am Conv.	Total
Artic White	3	3	49	6	61
Black	6	14	221	15	256
Bright Red	5	8	116	17	146
Bright Silver	2	1	43	9	55
Navy Blue	4	8	87	18	117
Pewter Metallic	3	5	85	13	106
6-speed	11	26	374	48	459
Automatic	12	13	227	30	282
Total	23	39	601	78	741

2001 SLP Firehawk Production Breakdown					
	Formula Coupe	Formula T-Top	Trans Am T-Top	Trans Am Conv.	Total
Artic White	1	7	28	3	39
Black	16	13	230	23	282
Bright Red	5	4	67	7	83
Sunset Orange	2	2	13	2	19
Navy Blue	4	5	52	6	67
Pewter Metallic	3	8	35	4	50
6-speed	25	26	280	25	356
Automatic	6	13	145	20	184
Total	31	39	425	45	540

---

## Smart

France Production

1998 – 20,722    1999 – 80,604

---

## Spatz

**Production** 1955-58 - 1,588

---

## SS / SS Jaguar

**SS1** 1931-36 - 4,254  
**SS100** 2.5 Litre 1936-40 - 198 3.5 Litre 1936-40 - 116  
**SS Jaguar** 2.5 Litre 1936-40 - 5,369 3.5 Litre 1936-40 - 1,304

---

## Ssangyong

**Family** CYP: 1995 - 7,613  
**Korando** CYP: 1995 - 4,992  
**Musso** CYP: 1995 - 49,817  
**Korean Production**  
 1992 - 19,057 1993 - 19,256 1994 - 41,629 1995 - 40,492 1996 - 43,757  
 1997 - 56,329 1998 - 32,643 1999 - 74,412

---

## Standard

**Ensign** Sedan 1957-61 - 18,852 DeLuxe Sedan/Estate 1962-63 - 2,318  
**Pennant** Sedan 1957-60 - 42,910  
**Ten** Sedan U.S. spec 1957-60 - 9,907 Companion U.S. spec 1957-60 - 7,351  
**Vanguard** 1947-52 - 184,799 1952-56 - 81,074 Diesel 1954-55 - 1,973  
 1955-58 - 37,194 Sportsman 1956-57 - 901 Vignale 1958-61 - 26,276  
 Luxury Six 1960-63 - 9,953  
**12 HP** 1945-48 - 9,959  
**14 HP** 1945-48 - 22,229

---

## Sterling

**Oxford Edition** 1990 - 350  
**USA Sales** 1987 - 14,171 1988 - 8,901  
 1989 - 5,907 1990 - 4,015



*1987 Sterling 825*

---

## Stimson

**Scorcher** 1976-80 - 30

---



## Straman

### Production Breakdown as of 1998:

- ⇒ Cadillac Eldorado Convertible - 121
- ⇒ Ferrari Testarossa Convertible - 22
- ⇒ Ferrari 410/412 Convertible - 51
- ⇒ Honda CRX Convertible 1984-88 - 310
- ⇒ Mercedes-Benz 300CE Convertible - 35
- ⇒ Mercedes-Benz SEC Convertible - 116
- ⇒ Nissan 300 ZX Convertible 1984-89 - 352
- ⇒ Nissan 300 ZX Convertible 1991 – 69-75
- ⇒ Rolls Royce Silver Spirit Convertible – 4



*Straman Nissan 300ZX Convertible*



*Straman Ferrari Testarossa Convertible*



*Straman Ferrari 400i Convertible*

## Studebaker

- Avanti**      1963 - 3,834  
                  1964 - 809
- 9 R3
  - 50 R1/R2 w/round headlamps
  - 759 R1/R2 w/square lamps



*1963 Studebaker Avanti 289-cid*

**Broadmoor** Station Wagon 1957 - 1,530

<b>Champion</b>	Starlight 5-passenger coupe:	1947 - 16,731	1948 - 14,481	1949 - 15,746
	Starlight Convertible:	1947 - 2,251	1948 - 9,996	1949 - 7,035
	Starliner 2-door Hardtop:	1953 - 13,058	1954 - 4,302	
	Starlight 2-door Coupe:	1953 - 25,488	1954 - 12,167	

<b>Commander</b>	Starlight 5-passenger Coupe:	1947 - 13,299	1948 - 14,441	1949 - 8,990
	Starlight Convertible:	1947 - 1,503	1948 - 7,982	1949 - 1,702
	State Starliner:	1952 - 14,548		
	Starliner 2-door Hardtop:	1953 - 19,326	1954 - 5,040	
	Starlight 2-door Coupe:	1953 - 20,859	1954 - 6,019	
	Station Wagon (Six):	1964 - 1,206	1965 - 564	
	Station Wagon (V-8):	1964 - 1,605	1965 - 534	
	4-door sedan (Six):	1964 - 7,102	1965 - 4,319	
	4-door Sedan (V-8):	1964 - 6,753	1965 - 4,344	
	2-door sedan (Six):	1964 - 4,374	1965 - 3,067	
	2-door Sedan (V-8):	1964 - 1,553	1965 - 571	
	1966:	4-door - 1,368	2-door - 198	

**Cruiser** 4-door: 1964 (V-8) - 5,023  
 1965 (Six) - 791  
 1965 V-8 - 2,901  
 1966 - 1,844



1964 Studebaker Cruiser 4-door

**Daytona** Convertible 1964: Six - 55 V-8 - 647  
 Station Wagon 1964: V-8 - 1,543 Six - 116  
 4-door Sedan 1964: V-8 - 5,390 Six - 1,036  
 2-door Hardtop 1964 V-8 - 2,414  
 1965: Sport Coupe - 1,626 Station Wagon - 723  
 Sport Sedan 2-door 1966 - 620



1964 Studebaker Daytona Convertible

**Flight Hawk** 1956 - 4,949

**Golden Hawk** 1956 - 4,071 1957 - 4,356 1958 - 878

**Gran Turismo Hawk** 1962 - 8,388 1963 - 4,634 (276 R-2) 1964 - 1,767

**Hawk** 1960 - 3,939 1961 - 3,340

**Lark Daytona** 2-door Hardtop: 1962 - 8,480 1963 - 3,763 1964 - 2,414 (incl Regal)  
 Lark Daytona Convertible: 1962 - 2,681 1963 - 1,015 1964 - 703

**Parkview** Station Wagon 1956 - 3,333

**Pelham** Station Wagon: 1956 - 2,236 1957 - 1,120

**Pickup** 1957 - 11,185 1958 - 7,085 1959 - 7,737 1960 - 8,294 1961 - 7,641  
 1962 - 8,742 1963 - 13,117

**Pinehurst** Station Wagon 1956 - 1,522

**Power Hawk** Coupe 1956 - 7,095

**President**

Eight: 1930 - est. 15,000 1931 - est. 4,000 1932 - 2,399 1933 - 1,829  
 1934 - 3,698 1935 - 2,305 1936 - 7,297 1937 - 9,000  
 1938 - 5,474 1939 - 8,205 1940 - 6,444 1941 - 6,994  
 1942 - 3,500  
 1955: 2-door - 6,795 Speedster - 2,215  
 1956: 4d sdn - 6,822 2d sdn - 1,914 Classic 4d sdn - 8,507  
 1958: 2d HT sdn - 1,171 4d sdn - 3,570 Station Wagon - 1

**Regal** V8 Convertible: 1960 - 5,464 1961 - 1,002  
 (Six) Convertible: 1960 - 3,107 1961 - 979  
 Convertible: 1962 - 2,681

**Silver Hawk** 1959 Six - 2,417  
 1959 V-8 - 5,371



1958 Studebaker Silver Hawk

**Sky Hawk** 1956 - 3,610

**Skyway Champion** 1946: 3-pass cpe - 2,465 5-pass cpe - 1,285 4d - 10,525

2-door club sdn - 5,000

**Wagonaire** 1966 Station Wagon - 618  
**Production** 1965 - 19,435 1966 - 8,947

## Stutz

### Pre War:

**DV32** 1932-36 - less than 200  
**SV16** 1932-36 - less than 300

### Stutz Post War:

**Bearcat** 1979 - 3  
**Bearcat II** 1988 - 10 All - 12  
**Blackhawk** All - 131  
 1972 Coupe - 36 (17 exist)  
**IV Porte** 1979-82 - 215



1982 Stutz IV Porte

**Total** 1971 - 27 (including 2 prototypes)  
 1973 - 50 1974 - est 10  
 1976 - 70 1977 - 70  
 1978 - 50 1979 - 48  
 1980 - 50 1981 - 45  
 1982 - 50 1983 - 40  
 1984 - 20 1985 - 20  
 1986 - 20 1987 - 11



1972 Stutz Blackhawk Coupe

## Subaru

**Baja** U.S. Sales 2002 - 2,513 2003 - 10,694 2004 - 7,316 2005 - 6,239

**Brat** U.S. Sales:  
 1977 - 1,353 1978 - 22,945 1979 - 23,441 1980 - 12,003  
 1981 - 5,553 1982 - 6,909 1983 - 5,897 1984 - 4,840  
 1985 - 4,075 1986 - 4,142 1987 - 1,274 1988 - 12

**B9 Tribeca** U.S. Sales 2005 - 14,797

**Deluxe MiniVan** 1970 - 60 in existence in U.S.

**FF-1** U.S. Sales:  
 1969 - 325 1970 - 4,110 1971 - 12,487 1972 - 23,114

**Forester** U.S. Sales:  
 1997 - 15,988 1998 - 40,132 1999 - 50,183 2000 - 56,605  
 2001 - 55,041 2002 - 53,922 2003 - 59,761 2004 - 58,424

2005 – 53,541

**Impreza**

**Special Editions:**

- Series McRae 1995 – 200 (all blue)
- Catalunga 1996 – 200 (all black)
- Terzo 1997 – 333 (all blue)
- Sti 22B (Japan Only) 1997 – 400
- StiV Coupe (Australia) 1999 – 400 (Blue or White)
- Sti 22B 1999 – 424 (Includes 399 Japan spec models)



*1998 Subaru Impreza RS*

**U.S. Sales:**

- 1993 – 23,577    1994 – 30,915    1995 – 24,415    1996 – 24,687
- 1997 - 24,242    1998 – 19,041    1999 – 19,356
- 2001 – 35,612 (18,060 WRX)
- 2002 – 38,226 (18,376 WRX)
- 2003 – 36,525
- 2004 – 32,209
- 2005 – 33,637

<b><u>Impreza U.S. Sales</u></b>				
<b>Year</b>	<b>4-door</b>	<b>Wagon</b>	<b>2-door</b>	<b>Total</b>
1993	17431	6146	0	23577
1994	18167	9676	3072	30915
1995	10008	7425	6980	24413
1996	6608	12438	5641	24687
1997	4026	16971	3245	24242
1998	2971	13392	2678	19041
1999	3382	12766	3208	19356
2000	5216	10428	3576	19220
2001	16478	17679	1455	35612
2002	18226	19987	13	38226

RS 2.5    1998 – 1,702    1999 – 2,140    2000 – 5,890

**Justy**

1986-93 - 398,635

**U.S. Sales:**

- 1987 – 13,240    1988 – 27,313    1989 – 22,792    1990 – 14,374
- 1991 – 6,740    1992 – 2,978    1993 – 2,860    1994 – 3,746

**Legacy**

1989-93 - 476,980

**U.S. Sales:**

- 1991 – 29,818    1992 – 64,981    1993 – 59,669    1994 – 58,755
- 1995 – 74,191    1996 – 94,950
- 1997 - 92,913 (includes 54,594 Outback models)
- 1998 – 88,661    1999 – 87,267
- 2000 – 96,391 (includes 68,902 Outback models)
- 2001 – 95,291 (includes 70,625 Outback models)
- 2002 – 85,359 (includes 60,974 Outback models)
- 2003 – 79,839 (includes 54,930 Outback models)
- 2004 – 89,453 (includes 62,594 Outback models)
- 2005 – 87,788 (includes 59,570 Outback models)

<b>Legacy U.S. Sales</b>				
<b>Year</b>	<b>4-door</b>	<b>Wagon</b>	<b>Outback*</b>	<b>Total</b>
1989	16411	17298	0	33709
1990	34023	34208	0	68231
1991	35164	30408	0	65572
1992	33126	31855	0	64981
1993	30200	29469	0	59669
1994	22369	35148	1238	58755
1995	21570	37816	14805	74191
1996	16993	29749	48208	94950
1997	14918	23401	54594	92913
1998	15159	16769	56732	88660
1999	13565	13127	60575	87267
2000	16291	80100	68902	96391
2001	14969	80322	70625	95291
2002	15762	69597	60974	85359

\* Outback models are included in 4-door and Wagon figures.

**Liberty**

Special Edition 2003 (AUS) – 500

**Loyale**

U.S. Sales:

1991 – 29,818    1992 – 33,177  
 1993 – 14,214    1994 – 5,537

<b>Loyale U.S. Sales</b>					
<b>Year</b>	<b>4-door</b>	<b>Wagon</b>	<b>2d/3d</b>	<b>Hatch</b>	<b>Total</b>
1973	7756	8616	21421	0	37793
1974	5327	5630	12023	0	22980
1975	8076	13126	20385	0	41587
1976	6853	16124	25951	0	48928
1977	10109	36021	33343	0	79473
1978	10870	41079	28380	0	80329
1979	14343	57842	15931	16314	104430
1980	21102	53607	18417	37839	130965
1981	28354	71605	20552	25798	146509
1982	28259	74425	18782	21960	143426
1983	35361	78334	18068	19180	150943
1984	39025	74233	20545	18742	152545
1985	57665	86036	NA	15934	159636
1986	49706	77438	12032	15972	155148
1987	39397	82408	14541	8377	144723
1988	33617	66505	9105	5327	114554
1989	31116	29625	5668	2113	68522
1990	6490	16726	1252	198	24666
1991	11887	18031	0	0	29918
1992	13818	19359	0	0	33177
1993	6053	8161	0	0	14214
1994	2104	3433	0	0	5537

Note, the Loyale name was not officially badged on U.S. models until 1986-1987.

**SVX**

U.S. Sales

1991 – 1,513      1992 – 3,667  
 1993 – 3,859      1994 – 1,666  
 1995 – 1,801      1996 – 1,111  
 1997 – 640          Total – 14,257



1992 Subaru SVX

Calendar Year Production: 1995 - 1,955

**Vivio**

Calendar Year Production: 1995 - 84,581      est. 1996 - 120,000

**XT Coupe**

1985-90 - 98,911

U.S. Sales:

1985 – 14,464      1986 – 23,947      1987 – 17,901      1988 – 14,077  
 1989 – 11,088      1990 – 1,276      1991 – 1,309

**360**

Convertible Conversion by Malcolm Bricklin - 30

U.S. Sales

1968 – 332      1969 – 2,082      1970 – 1,480      1971 – 1,675  
 1972 - 942

**1600/1800**

1980-89 - 3,749,817

**Production**

1987 - 482,139      1988 - 480,876      1989 - est. 453,699

Subaru Calendar Year USA Sales				
	RWD	FWD	AWD	Total
1968	332	0	0	332
1969	2082	325	0	2407
1970	1480	4110	0	5590
1971	1675	12487	0	14162
1972	942	23114	0	24056
1973	0	37793	0	37793
1974	0	22980	0	22980
1975	0	38578	3009	41587
1976	0	40994	7934	48928
1977	0	60349	20477	80826
1978	0	54766	48508	103274
1979	0	64709	63162	127871
1980	0	87613	55355	142968
1981	0	105830	46232	152062
1982	0	104439	45896	150335
1983	0	103373	53467	156840
1984	0	101557	55828	157385
1985	0	109802	68373	178175
1986	0	104215	79027	183242
1987	0	95068	82070	177138
1988	0	87012	68944	155956
1989	0	85467	50645	136112
1990	0	49948	58599	108547
1991	0	49879	55173	105052
1992	0	49552	55251	104803
1993	0	54577	49602	104179
1994	0	40361	60258	100619

<b>1995</b>	0	11120	89287	100407
<b>1996</b>	0	1317	119431	120748
<b>1997</b>	0	34	133749	133783
<b>1998</b>	0	0	147833	147813
<b>1999</b>	0	0	156806	156806
<b>2000</b>	NA	NA	NA	172216
<b>2001</b>	NA	NA	NA	185944
<b>2002</b>	NA	NA	NA	180020
<b>2003</b>	NA	NA	NA	186819
<b>2004</b>	NA	NA	NA	187402
<b>2005</b>	NA	NA	NA	

**South Africa Sales**

Impreza:	1997 – 60	1998 - 137
Legacy:	1997 – 66	1998 – 77
Forester:	1997 – 9	1998 – 98
Total:	1997 – 135	1998 - 314

**Sunbeam-Talbot**

<b>Ten</b>	1938-48 - 7,673
<b>2-Litre</b>	1939-48 - 1,306
<b>80</b>	1948-50 - 3,500
<b>90</b>	1948-50 - 4,000
<b>90 Mark II/a</b>	1950-54 - 16,387

**Sunbeam**

<b>Alpine</b>	I 1959-60 - 11,904	II 1960-63 - 19,956
	III 1963-64 - 5,863	
	IV 1964-65 - 12,406	V 1965-68 - 19,122
	Harrington Alpine:	Type A 1961-62 - 150
		Type B 1962-63 - 250
	GT 1969-70 ( <u>U.S. Sales</u> ) - estimated 5,000	



*Sunbeam Alpine*

**Asp** 1963 – 1 Prototype

**Imp** Sport 1966-76 - est. 10,000

**Lotus** 1983 Avon Sunbeam Lotus – 150

<b>Rapier</b>	I 1955-57 - 7,477	II 1958-59 - 15,151
	III 1959-61 - 15,368	IIIA 1961-63 - 17,354
	IV 1963-65 - 9,700	V 1965-67 - 3,759
	1967-76 (incl. Alpine) - 46,206	
	Convertible - est. 350 in existence	



*1962 Sunbeam Harrington Alpine*

<b>Stiletto</b>	Coupe 1967-72 - est. 10,000
	1967-68 (301) - 4,735
	Chrysler badged 1969-72 (302) - 3,378

**Ti** 1979-81 – 10,135



<b>Tiger</b>	I 1964-66 - 6,495 1964 LeMans - 3 1964-67 South African - 73 1960 Prototypes - 2	II 1967-68 - 571 1965 Prototypes - 4			
<b>Venezia</b>	Coupe 1963-65 - 145				<i>1964 Sunbeam Tiger</i>

## Suzuki

<b>Aerio</b>	<u>U.S. Sales:</u>	2002 - 18,441	2003 - 19,823	2004 - 9,438	2005 - 7,967
<b>Alto</b>	1981-92 - 743,500				
<b>Cappuccino</b>	CYP:	1995 - 1,897	1996 est. - 2,000		
<b>Cultus</b>	CYP:	1995 - 134,383	1996 est. - 130,000		
<b>Esteem</b>	<u>U.S. Sales:</u>	1998 - 13,915 2002 - 3,849	1999 - 12,282 2003 - 113	2000 - 16,877	2001 - 13,061
<b>Foreza</b>	<u>U.S. Sales:</u>	2003 - 633	2004 - 24,796	2005 - 41,394	
<b>Grand Vitara</b>	<u>U.S. Sales:</u>	1998 - 5,909 2002 - 11,529	1999 - 27,360 2003 - 7,945	2000 - 31,482 2004 - 4,860	2001 - 16,030 2005 - 8,624
<b>SC 100</b>	1979-82 - 894,000				
<b>Sidekick</b>	<u>U.S. Sales:</u>	1998 - 5,316	1999 - 228	2000 - 11	
	<u>U.S. Sales:</u>	Sport:	1998 - 9,619	1999 - 617	
<b>SJ</b>	410/Santana 1982-90 - 104,310		413/Samurai 1985-93 - 256,700		
<b>Swift</b>	SA310 1984-86 - 675,450		1985-93 - 701,000		
	<u>U.S. Sales:</u>	1998 - 2,254 2002 - 177	1999 - 2,290 2003 - 5	2000 - 3,379	2001 - 2,547
<b>Verona</b>	<u>U.S. Sales:</u>	2003 - 1,967	2004 - 12,874	2005 - 8,411	
<b>Vitara (Sidekick)</b>	1988-93 - 350,800				
	<u>U.S. Sales:</u>	1999 - 6,948 2003 - 5,391	2000 - 9,015 2004 - 3,476	2001 - 7,947 2005 - 233	2002 - 6,549
<b>XL-7</b>	<u>U.S. Sales:</u>	2001 - 25,096 2005 - 15,472	2002 - 27,295	2003 - 22,560	2004 - 18,501
<b>X90</b>	<u>U.S. Sales:</u>	1998 - 591	1999 - 35	2000 - 3	
	Imported to U.S.:		1996 - 4,645	1997 - 2,101	1998 - 1,175
			Total - 7,246		
<b>Production</b>	1987 - 296,979	1988 - 296,413	1989 - est. 433,050		
<b>U.S. Sales</b>	<u>Car Sales (excluding Samurai and Sidekick)</u>				
	1992 - 6,286	1993 - 6,608	1994 - 7,136	1995 - 8,511	1996 - 10,388



1997 – 8,350    1998 – 16,169    1999 – 14,610    2000 – 20,256

All models

1996 - 36,710    1997 - 29,283    1998 – 37,607    1999 – 49,760    2000 – 60,845  
 2001 – 64,698    2002 – 67,855    2003 – 58,438    2004 – 73,946    2005 – 82,101

## Swallow

**Doretti**                    1954-55 - 276

## Talbot

*Pre war:*

**90**                            1930-33 - 216  
**105**                           1931-35 - 335

*Posr War:*

**Alpine**                    1975-85 (UK models) - 185,827

**Avenger**                 1979-81 (incl. Chrysler badged) - 37,309

**Horizon**                 1977-85 (UK models) - 51,320  
 CYP:    1977 – 387            1978 – 207,080    1979 – 219,991    1980 – 155,048  
           1981 – 96,493        1982 – 66,883    1983 – 55,914    1984 – 22,783  
           1985 – 3,676            Total – 828,264

**Minx/Rapier**            1984-86 - 27,250

**Samba**                    CYP:    1981 – 18,769    1982 – 103,681    1983 – 81,166    1984 – 41,287  
                                   1985 – 18,945    1986 – 6,707        Total – 270,555

**Solara**                    CYP:    1980 – 68,676    1981 – 40,467    1982 – 30,589    1983 – 25,511  
                                   1984 – 7,136        1985 – 2,244        Total – 174,623

**Sunbeam**                 Lotus 1981 - 2,308                    1600TI (incl. Chrysler badged) 1979-81 - 10,113

**Tagora**                    CYP:    1980 – 145            1981 – 15,368    1982 – 2,566        1983 – 1,310  
                                   Total – 19,389

**Production**             UK (Peugeot-Talbot):  
 1992 - 85,821    1993 - 72,902    1995 - 78,379    1996 - 85,108    1997 - 84,994

## Talbot-Lago

**Grand Sport**             26CV 1947-54 - 51  
**Lago America**           1957-59 - 17  
**Lago Sport**                1954-57 – 54



**T150C** "Teardrop" by Figoni et Falaschi – 14  
**Production** 1950 – 433\* 1951 – 80\*  
\* Estimates

1951 TalbotLago T-26

---

## Tallon

**001** 1986 - 5

---

## Tatra

**T603** 1955-75 - 22,422  
**T700** 1996 – 69 1997 - 22  
**Production** Estimated - 1994 - 150 1995 - 100 1996 - 100

---

## Terraplane

**K** Special Six 1934 - 23,726 S Challenger 6 1934 - 20,265 U Major 6 1934 - 7,093  
**G** Special Six 1935 - 37,772 U Deluxe 6 1935 - 13,362  
**61** Deluxe Six 1936 - 69,750  
**62** Custom Six 1936 - 17,041  
**71** DeLuxe 1937 - 70,346  
**72** Super 1937 - 19,907  
**Production** 1934 – 51,084 1935 – 51,134 1936 – 86,791 1937 – 90,253

---

## Thurner

**RS** 1969-74 - 121

---

## TMC

**Costin** 1984 - 26

---

## Tofas

**Production** CYP: 1995 – 120,868 1996 – 96,873 1997 – 105,181 1998 – 92,994  
1999 – 65,510

---

## Tornado

**Talisman** 1961-64 - 186

**Tempest** 1960-62 - est. 10

**Thunderbolt** 1960 - est. 1 to 3

**Typhoon** 1958-62 - 400

## Touette

**3-Wheeler** 1956-57 - est. 26

## Toyota

**Avalon** U.S. Sales: 1995 - 66,445 1996 - 73,308 1997 - 71,309 1998 - 77,752  
 1999 - 68,038 2000 - 104,078 2001 - 83,005 2002 - 69,029  
 2003 - 50,911 2004 - 36,460 2005 - 95,318  
 CYP: 1996 - 78,759 1998 - 83,106

**Avensis** UK CYP: 1998 - 157,796 1999 - 120,712

**Camry** 1983-86 - 1,430,000 1986-91 - 1,002,400 V6 1989-91 - 457,900

U.S. Sales:  
 1991 - 262,531 1992 - 284,751 1993 - 297,836 1994 - 319,718  
 1995 - 330,665 1996 - 359,433 1997 - 394,397 1998 - 429,575  
 1999 - 445,696 2000 - 422,961 2001 - 390,449 2002 - 434,145  
 2003 - 413,296 2004 - 426,990 2005 - 431,703

**Carina** 1984-88 - 2,470,000 1988-92 - 2,617,000

**Celica** 1977-82 - 1,399,520 1983-85 - 1,794,000 1985-90 - 1,980,000  
 Convertible 1987-88 - 72,500 1995 - est. 4,000 (2,600 U.S. versions)  
 GT-Four (All-Trac) 1988-90 - 26,350 Supra 1982-85 - 863,700  
 ST Limited Edition Liftback 1997 - 5,000

U.S. Sales:  
 1991 - 59,939 1992 - 41,598 1993 - 29,086 1994 - 34,597  
 1995 - 21,260 1996 - 14,266 1997 - 8,985 1998 - 4,290  
 1999 - 16,418 2000 - 52,406 2001 - 35,720 2002 - 22,893  
 2003 - 14,856 2004 - 8,710 2005 - 3,113

All-Trac U.S. Sales: Total - 1,746  
 1990 - 803 1991 - 591 1992 - 271 1993 - 81

**Century** CYP: 1995 - 908 1996 est. - 1,000

**Corolla** 1980-87 - 4,720,790 1983-87 - 3,270,000 GT 1984-87 - 958,760  
 1987-93 - 4,729,000

U.S. Sales:  
 1980 - 257,315 1981 - 241,603  
 1991 - 198,246 1992 - 194,386 1993 - 191,946 1994 - 209,267  
 1995 - 215,070 1996 - 209,048 1997 - 218,461 1998 - 250,501  
 2000 - 230,156 2001 - 245,023 2002 - 254,360 2003 - 325,477  
 2004 - 331,161 2005 - 341,290  
 Brazil CYP: 1998 - 1,744 1999 - 7,931  
 UK CYP: 1998 - 14,546 1999 - 57,948

**Corona** U.S. Sales: 1980 – 35,686 1981 – 22,337

**Cressida** 1977-80 - 742,650

U.S. Sales:  
1980 – 11,628 1981 – 29,583  
1991 – 9,415 1992 – 3,528



**Crown** 1980-83 - 823,000 CYP: 1995 - 1,242

**Echo** U.S. Sales: 1999 – 10,490 2000 – 48,876  
2001 – 42,464 2002 – 30,859  
2003 – 26,167 2004 – 3,899 2005 – 1,544

1999 Toyota ECHO

**Highlander** U.S. Sales: 2001 – 86,699 2002 – 113,134 2003 – 120,174 2004 – 133,077  
2005 – 137,409

**Land Cruiser** 1978-80 - 173,850 1981-87 - 198,350 1987-90 - 272,800

II 1988-92 - 342,190  
U.S. Sales: 1980 – 3,058 1981 – 2,027  
1995 – 14,240 1998 – 14,327 1999 – 18,602 2000 – 15,509  
2001 – 7,591 2002 – 6,752 2003 – 6,671 2004 – 6,778  
2005 – 4,870

U.S. Imports (Includes FJ-25, 45V, 45L, 45S, nd 55)

1958 – 1 1959 – 61 1960 – 162 1961 – 246 1962 – 598  
1963 – 1,056 1964 – 1,681 1965 – 2,595 1966 – 3,072 1967 – 2,782  
1968 – 3,775 1969 – 5,216 1970 – 8,000 1971 – 9,559 1972 – 11,982  
1973 – 11,082 1974 – 8,204 1975 – 9,050 1976 – 9,236 1977 – 9,924  
1978 – 8,858 1979 – 5,716 1980 – 3,058 1981 – 2,027 1982 – 3,088  
1983 – 4,805

**MR2** 1984-89 - 166,104 1988 Supercharged - 600 in U.S.

1989-93 - 189,720  
CYP: 1990 - 48,133 1991 - 31,366  
1992 - 20,123 1993 - 11,969  
CYP w/SW21: 1990 - 11,449 1991 - 6,360  
1992 - 2,478 1993 - 1,151  
USA Sales: 1985 - 32,314 1986 - 29,855  
1987 - 19,121 1988 - 9,857  
1989 - 5,819 1994 - 908



1988 Toyota Mr2

CYP: 1995 - 5,477  
U.S./Canada Sales:  
1984 – 1,217 1985 – 37,674 1986 – 31,352 1987 – 15,742  
1988 – 8,144 1989 – 2,537 1990 – 17,606 1991 – 9,505  
1992 – 3,740 1993 – 1,742 1994 – 625 1995 – 93

MR2 Spyder U.S. Sales:  
2000 – 7,233 2001 – 6,254 2002 – 4,705 2003 – 2,934  
2004 – 2,621 2005 – 780

**Paseo** U.S. Sales:  
1992 – 36,140 1993 – 24,267 1994 – 10,390  
1995 – 5,656 1996 – 6,069 1997 – 2,762  
1998 – 194

<b>Previa</b>	<u>U.S. Sales:</u>	1995 - 18,234	1996 - 8,520		
<b>Prius</b>	<u>U.S. Sales:</u>	2000 - 5,562	2001 - 15,556	2002 - 20,119	2003 - 24,627
		2004 - 53,991	2005 - 107,897		
<b>Rav4</b>	<u>U.S. Sales:</u>	1996 - 56,709	1997 - 67,487	1998 - 64,990	1999 - 57,138
		2000 - 53,777	2001 - 86,368	2002 - 86,601	2003 - 73,204
		2004 - 70,314	2005 - 70,518		
<b>Sequoia</b>	<u>U.S. Sales:</u>	2000 - 9,925	2001 - 68,574	2002 - 70,187	2003 - 67,067
		2004 - 58,114	2005 - 45,904		
<b>Sera</b>	CYP:	1995 - 267			
<b>Sienna</b>	<u>U.S. Sales:</u>	1997 - 15,180	1998 - 81,391	2000 - 103,137	2001 - 88,469
		2002 - 86,601	2003 - 105,499	2004 - 159,119	2005 - 161,380
	CYP:	1997 est - 25,208			
<b>Space Cruiser</b>	(Van) 1983-90 - 255,700				
<b>Starlet</b>	1978-84 - 950,691	1984-90 - 1,094,900			
	U.S. Sales:	1980 - 6,195	1981 - 32,825		
<b>Supra</b>	USA Sales:				
	1979 - 26,207	1980 - 21,542	1981 - 16,146	1982 - 34,048	1983 - 26,972
	1984 - 29,871	1985 - 23,568	1986 - 33,823	1987 - 29,907	1988 - 19,596
	1989 - 14,544	1990 - 6,419	1991 - 3,623	1992 - 1,174	1993 - 2,887
	1994 - 3,405	1995 - 2,266	1996 - 852	1997 - 1,379	1998 - 688
	1999 - 24				
	1986-93 - 970,000	Turbo 1989-92 - 407,950			
	CYP: 1995 - 6,891				
<b>S800</b>	1965-69 - 3,131				
<b>Tacoma</b>	USA CYP:	1995 - 123,257	1996 - 141,094	1997 est - 138,558	
	<u>U.S. Sales:</u>	1998 - 152,770	1999 - 155,476	2000 - 147,295	2001 - 161,983
		2002 - 151,960	2003 - 154,154	2004 - 152,933	2005 - 168,831
		4x2 2000 - 80,140	4x4 2000 - 67,155		
		4x2 2001 - 94,236	4x4 2001 - 67,747		
		4x2 2002 - 90,948	4x4 2002 - 61,012		
		4x2 2003 - 92,881	4x4 2003 - 61,273		
		4x2 2004 - 91,305	4x4 2004 - 61,628		
		4x2 2005 - 100,568	4x4 2005 - 68,263		
<b>Tercel</b>	1982-85 - 1,073,720				
	<u>U.S. Sales:</u>				
		1980 - 99,067	1981 - 121,328		
		1991 - 101,215	1992 - 95,513	1993 - 93,299	
		1994 - 88,041	1995 - 75,749	1996 - 55,965	
		1997 - 31,489	1998 - 1,743	1999 - 46	
<b>T100</b>	<u>U.S. Sales:</u>	1993 - 22,028	1995 - 37,467	1996 - 37,926	1998 - 7,959
		1999 - 225	2000 - 13		



1954	22713	4235	18478
1955	22786	7403	15383
1956	46417	12001	34416
1957	79527	19885	59642
1958	78856	21224	57632
1959	101194	30235	70959
1960	154770	42118	112652
1961	210937	73830	137107
1962	230350	74515	155835
1963	318495	128843	189652
1964	425764	181738	244026
1965	477643	236151	241492
1966	587539	316189	271350
1967	832130	476807	355323
1968	1097405	659189	438216
1969	1471211	964088	507123
1970	1609190	1068321	540869
1971	1955033	1400186	554847
1972	2087133	1487661	599472
1973	2308098	1631940	676158
1974	2114980	1484737	630243
1975	2336053	1714836	621217
1976	2487851	1730767	757084
1977	2720758	1884260	836498
1978	2929157	2039115	890042
1979	2996225	2111302	884923
1980	3293344	2303284	990060
1981	3220418	2248171	972247
1982	3144557	2258253	886304
1983	3272335	2380753	891582
1984	3429249	2413133	1061116
1985	3665622	2569284	1096338
1986	3660167	2684024	976143
1987	3638279	2708069	930210

## Treser

1988 - 22

## Triumph

**Acclaim** 1981-84 - 133,266

**Dolomite** 1300 1976-80 - 32,031 1500/1500HL 1976-80 - 43,255 1850 1976-80 - 79,010  
Sprint Sedan 1973-80 - 22,941

**Dove** GTR4 1961-64 - est. 55 to 100 units

**GT6** Mark I 1966-68 - 15,818 Mark II 1968-70 - 12,066 Mark III 1970-73 - 13,042



**Herald** base/S 1959-64 2-door sedan - 76,860  
 Coupe 1959-61 - 15,153  
 Convertible 1960-61 - 8,262  
 1200 2-d Sedan 1961-70 - 201,142  
 1200 Coupe 1961-70 - 5,319  
 1200 Convertible 1961-70 - 43,295  
 1200 Estate 1966-70 - 39,819  
 12/50 1963-67 - 53,267  
 13/16 1967-71 - 82,650  
 1967-71 - 82,650

*1961 Triumph Herald Convertible*

**Italia** 1959-63 by Michelotti - 300 (Approx. 20 still exist)

**Mayflower** 1949-53 - 35,000 Drophead 1950-51 - 11

**Renown** Mark I TDB 1949-52 - 6,501 Mark II TDC 1952-54 - 2,800  
 Limousine 1951-52 - 190

**Spitfire** I 1962-65 - 45,753 II 1965-67 - 37,409 III 1967-70 - 65,320  
 IV 1970-74 - 70,021 1500 1970-80 - 95,829

U.S. Sales:  
 1980 - 4,050 1981 - 4,013

**Stag** 1970-77 - 25,939 (6,780 U.S. spec versions)

Triumph Stag Model-Year Production Breakdown						
	UK		Export		Total	
	Manual	Auto	Manual	Auto	Manual	Auto
<b>1970</b>	358	342	30	10	388	352
<b>1971</b>	1291	699	1221	690	2512	1389
<b>1972</b>	2015	1490	432	567	2447	2057
<b>1973</b>	1511	1683	1138	1176	2649	2859
<b>1974</b>	1327	1279	405	431	1732	1710
<b>1975</b>	935	1051	440	472	1375	1523
<b>1976</b>	N/A	N/A	N/A	N/A	N/A	N/A
<b>1977</b>	501	871	112	352	613	1223
<b>Totals</b>	17819		8120		25939	

**Toledo** 1970-76 "1300" - 25,877 1970-76 "1500" - 5,888

**TR-X** 1950 - 3 (2 still exist)

**TR2** 1953-55 - 8,628

**TR3** 1955-57 - 13,377  
 A 1957-62 - 58,236



*1973 Triumph Stag*



B 1957-62 - 3,331  
 Michelotti TR3 - 3 and 3 still exist



**TR4** CYP: 1961 - 2,470 1962 - 15,933  
 1963 - 10,082 1964 - 11,518  
 1965 - 251 Total - 40,254

A Series CYP:  
 1965 - 13,735 1966 - 11,097  
 1967 - 3,636 Total - 28,468

**TR5** CYP: 1967 - 585 1968 - 2,362 Total - 2,947

**TR250** CYP: 1967 - 2,357 1968 - 6,127 Total - 8,484

**TR6** 1969-76 - 91,850 (77,938 U.S. spec versions)  
 TR6PI CYP: 1968 - 51 1969 - 2,053 1970 - 2,401 1971 - 2,681  
 1972 - 2,674 1973 - 2,901 1974 - 1,072 1975 - 79  
 Total - 13,912  
 TR6 Carb CYP: 1968 - 1,468 1969 - 6,632 1970 - 9,702 1971 - 10,810  
 1972 - 10,766 1973 - 11,924 1974 - 11,440 1975 - 9,113  
 1976 - 6,083 Total - 77,938

**TR7** 1975-81 - 112,368  
 Coupe: 1975 - 15,401 1976 - 32,743 1977 - 22,936 1977 V8 - 7 1978 - 6,782  
 1979 - 18,658 1980 - 1,262 1981 - 1,455  
 Convertible: 1980 - 9,936 1981 - 3,302

U.S. Sales:  
 1980 - 10,313 1981 - 4,243

**TR8** Coupe: 1978 - 88 (78 U.S. spec) 1979 - 155 (124 U.S. spec) 1980 - 167 (158 U.S. spec)  
 Convertible: 1980 - 2,006 (1,870 U.S. spec) 1981 - 81 (78 U.S. spec)

**Vitesse** 1600: Sedan 1962-66 - 22,814 Convertible 1962-66 - 8,447  
 2-Litre: Mk1 Sedan 1966-68 - 7,328 Mk1 Conv 1966-68 - 3,502  
 Mk2 Sedan 1968-71 - 5,649 Mk2 Conv 1968-71 - 3,472  
 MK1/II 1964-71 - 19,951

**1300** Sedan 1965-70 - 113,008 TC Sedan 1965-70 - 35,342

**1500** Sedan 1970-73 - 66,353 TC Sedan 1973-76 - 25,549

**1800** Saloon 1946-48 - 4,000 Roadster 18TR 1946-48 - 2,501

**2000** Roadster TRA 1948-49 - 2,000 Saloon TDA 1949 - 2,000  
 Mark I Sedan 1963-69 - 113,157 Mark I Estate 1965-69 - 7,488  
 Mk II Sedan 1969-77 - 92,053 Mk II Estate 1969-75 - 7,118  
 GT Italia 1959-63 - est. 300 (329)

South African Production:  
 Saloon 1965-70 - 8,445 Estate 1971-72 - 79  
 Saloon Mk II 1970-75 - 5,723

**2500** TC Sedan 1974-77 - 31,819 TC Estate 1974-77 - 673 S Sedan 1975-77 - 5,933  
 S Estate 1975-77 - 2,231

South African Production:  
Chicane 1973-78 – 5,733

**2.5 PI**      Mk 1 Sedan 1968-69 - 8,658      Mk 1 Estate 1969 - 371  
Mk 2 Sedan 1969-75 - 43,353      Mk 2 Estate 1969-75 - 4,102

South African Production:  
Mk 2 Saloon 1971-75 – 922

**USA Sales**

1948 – 31	1949 – 11	1950 – 18	1951 – 10	1953 – 278
1954 – 952	1958 – 16,245	1959 – 22,922	1960 – 17,720	1961 – 11,683
1962 – 15,967	1963 – 20,117	1964 – 21,214	1965 – 20,347	1966 – 17,184
1967 – 15,806	1968 – 18,600	1969 – 17,112	1970 – 14,561	1971 – 20,563
1972 – 22,827	1973 – 21,438	1974 – 18,396	1975 – 22,803	1976 – 28,238
1977 – 29,258	1978 – 16,447	1979 – 12,733	1980 – 14,939	1981 – 9,768

## Troll

(All) - 5

## Turner

A-30 Sports 1955-57 - est. 70 to 80 units  
GT 1961-65 - 10  
Mark I Sports 1959-60 (incl. Turner Climax) - 160  
Mark II Sports 1960-63 (inc. Climax) - 150  
Mark III Sports 1963-66 (inc. Climax) - est. 100  
Sports 1950-53 - est. 10  
950 Sports 1957-59 (inc. Climax) - 170

## TVR

**Convertible**      1978-79 - 258 (129 built each year)

**Grantura**      I 1958-60 - 100    II & IIa 1960-62 - est. 400    III 1962-64 - est. 90  
1800 "S" 1964-66 - 128    1800 "S" Mark IV 1966-67 - 78

**Griffith**      200/400 1963-67 - est. 310      1992 - 602      1992-95 - 700 est.

**S1**      1986 - 1      1987 - 89      1988 - 515

**S2**      1989 - 421      1990 S2/S3 - 618

**S3**      1991 - 467      1992 - 49

**Taimar**      1976-79 - 395

**Tasmin**

TVR Tasmin Production Breakdown					
	S1 Coupe	2+2 Coupe	Conv	200 Coupe	200 Conv
<b>1979</b>	6	0	0	0	0
<b>1980</b>	103	14	25	0	0



<b>450SEAC</b>	1988 - 14	1989 - 14			
<b>Production</b>	1970 - 284	1971 - 360	1972 - 388	1973 - 288	1974 - 421
	1975 - 132	1976 - 333	1977 - 366	1978 - 310	1979 - 308
	1987 - 550	1988 - 701	1989 - 730	1992 - 824	1993 - 827
	1995 - 1,000	1996 - 1,345	1997 - 1,546	1998 - 1,688	1999 - 1,460

## UAZ

<b>Production</b>	1995 - 44,880	1996 - 33,701	1997 - 51,411	1998 - 31,932
-------------------	---------------	---------------	---------------	---------------

## Unipower

<b>GT</b>	1966-70 - 75
-----------	--------------

## Vandan Plas

<b>A135 Princess</b>	Princess: 4-Litre 1952-68 - est. 3,344
	D57 1957 - 200 1300 1967-74 - 23,734 1500 1974-80 - 11,842
	R 1964-68 - est. 6,555
<b>3-Litre 1100 1300</b>	Mark I Sedan 1959-61 - 4,715 Mark II Sedan 1961-64 - 7,900
	Sedan: 1963-68 - 16,007
	Sedan: 1967-74 - 27,734

## Vauxhall

<b>Astra</b>	Convertible 1987-91 - 6,764
	CYP: 1998 - 98,197 1999 - 154,741
<b>Calibra</b>	1989-93 - 24,385
<b>Carlton</b>	1978-86 - 80,000 1986-94 - 241,051
	GSI 3000 24-Valve 1987-94 - 1,463
<b>Cavalier</b>	1981-89 - 806,359 Conv 1986-88 - 1,265 4wd 1988-93 - 6,022
	1988-93 - 642,866 16-valve 1989-93 - 11,054
	1978-79 Convertible by Crayford - 118 (est. 33 exist)
<b>Chevette</b>	2300HS 1979 - 400 HSR 1979 - 50 1975-84 - 415,608
<b>Cresta</b>	1965-72 Sedan - 53,912
<b>Firenza</b>	1971 Coupe - 13,212 1972-73 Coupe - 5,140 Droopsnoot 1973-75 - 204
<b>Lotus-Carlton</b>	1990-92 - 440
<b>Magnum</b>	1800/2300 Sedan 1973-77 - 14,921 Coupe 1973-77 - 1,692 Estate 1973-77 - 3,687
<b>Nova</b>	1983-92 - 446,462

<b>PA Velox &amp; Cresta</b>	1957-60 - 81,841				
<b>Royal e</b>	Sedan & Coupe 1978-82 - 7,119				
<b>Senator</b>	1984-87 - 33,125				
<b>SportsHatch</b>	1975 – 196				
<b>Type I</b>	Twelve-Four 1939-46 – 6				
<b>Vectra</b>	CYP: 1998 – 154,444 1999 – 145,582				
<b>Ventora</b>	1972-76 - 7,291				
<b>Victor</b>	1800/2300 (FE type) 1972-76 - 44,078 3300 (FE Type) 1972-73 - 693				
<b>Viscount</b>	Sedan 1966-72 - 7,025 Estate 1966-72 -7,025				
<b>Viva</b>	HA 90 1965-66 - 11,794 HB 1600 1968-70 - 13,517 GT 1968-70 - 4,606				
<b>VX4</b>	90 (FC Type) 1964-67 - 13,499 90 (FD Type) 1969-72 - 14,277 VX1800/VX2300 1976-78 - 25,185				
<b>Wyvern Six</b>	1951-52 - 5,313				
<b>Production</b>	1987 - 184,138	1988 - 176,553	1989 - 208,805	1992 - 287,884	1993 - 232,569
	1995 – 231,196	1996 - 268,226	1997 - 259,474	1998 – 252,641	1999 – 300,323

## Vector

<b>W8</b>	1990-95 - 18
<b>M12</b>	1996 – 8



*1992 Vector WX3 Prototype*

## Vespa

<b>U.S. Spec</b>	1957-61 - 1,652
------------------	-----------------

## Vicarage

<b>Mark II</b>	1990 - 24
----------------	-----------

## Volkswagen

### **Beetle**

Convertible 1970-79 - 330,281  
 Cabrio U.S. Sales: 1976 - 3,581 1971 - 12,201  
 all years - 173,888  
 Split-window: 1946-48 - 91,921 1949 - 43,633  
 1950 - 81,917 1951 - 93,358  
 1952 - 114,327  
 All Types: 1945 - 1,785  
 1971 - 1,291,612  
 Hebm'9fler Convertible - c1946 - 696 1949 - 45,782



*1964 Volkswagen Beetle*

North American CYP: 1992 - 85,681 1993 - 86,613 1994 - 98,321 1995 - 78,276  
 1996 - 15,993

U.S. Sales: 1998 - 55,842 1999 - 83,434 2000 - 81,134 2001 - 65,201  
 2002 - 49,549 2003 - 56,971  
 2004 - 42,157 (21,025 coupes, 21,132 Convertibles)  
 2005 - 36,399 (17,003 coupes, 19,336 Convertibles)

#### Special Editions

- 1971 Jubilee Beetle (Euro-spec) - 15,000
- 1972 Baja Champion SE (USA) - 1,000
- 1973 Beetle GT (UK Special) - 1,250 Lemon Yellow, 250 Apple Green, 1,000 Tomato Red
- 1973 Yellow & Black Racer (USA) - 3,500
- 1975 Jeans (South Africa) - 1,080
- 1975 Nordstat Convertible - 20
- 1976 Silver Bug (South Africa) - 216
- 1981-82 Silver Bug - 3,700
- 1983 Aubergine Beetle - 3,300
- 1983 Metallic Ice Blue - 3,800
- 1984 Sunny Bug (Yellow) - 1,800
- 1984 Velvet Red Beetle - 2,600
- 1985 Jubilee (Europe) - 3,150
- 1986 "Last Series" (Brazil) - 850
- 2000 Special Edition (SA) - 1,000 Vapor Blue, 1,000 Reflex Yellow (4,000 total)
- 2001 Sunshine (all in yellow) (AUS) - 75
- 2001 Rsi (Euro) - 250 + 3 in blue
- 2001 Vortex (USA) - 25
- 2002 Design Edition - 400 (France market)
- 2003 Sedan Summer (Old Beetle style in Mexico) - 800 (400 blue, 400 green)
- 2004 Satellite Blue Edition - 1,200 (U.S. Market)
- 2005 Miami Edition - 300 (Australia Market)
- 2005 Dark Flint Edition Convertible - 250

### **Bora**

German CYP: 1998 - 34,113 1999 - 125,151 2000 - 123,027 2001 - 113,826

### **Cabrio**

U.S. Sales:  
 1991 - 5,404 1992 - 7,031 1993 - 3,846 1994 - 3,838  
 1995 - 5,540 1996 - 5,828 1997 - 9,538 1998 - 15,230

1999 – 11,539    2000 – 14,133    2001 – 13,327    2002 – 8,675

CYP:    1995 - 34,999    1996 est. - 25,630

**Cabriolet**    1980-93 - 400,871

Etienne Aigner Edition 1990 – 2,951 (1,460 U.S. Spec – 809 manual, 651 auto)  
 Midnight Blue – 1,201 (442 U.S. Spec)  
 Bordeaux Pearl – 752 (399 U.S. Spec)  
 Green Metallic – 998 (639 U.S. Spec)



*1989 Volkswagen Cabriolet*

**Caravelle/Kombi**

North American CYP:    1992 - 20,289    1993 - 968  
    1994 - 828    1995 - 4,598  
    1996 – 497  
 Germany CYP:    1991 - 85,564    1992 - 77,186  
    1993 - 97,237    1994 - 74,681  
    1995 - 70,554    1996 - 71,362  
    1997 – 35,301    1998 – 35,080  
    1999 – 36,132

**Corrado**    1989-93 - 97,521 built by Karmann

North American Sales: estimates  
    1989 - 1,403    1990 - 5,675  
    1991 - 4,331    1992 - 3,439  
    1993 - 2,111    1994 – 1,514

Canadian Sales: estimates  
    1991 - 481    1992 – 491

1995 Storm – 500 (All RHD UK-Spec)  
Breakdown  
 250 Green (10 auto, 240 5-speed)  
 250 Blue (10 auto, 240 5-speed)

CYP:    1991 - 21,893    1992 - 17,058    1993 - 16,085    1994 - 8,623    1995 - 3,787  
    1996 - 2,424    (Karmann-Built)



*Volkswagen Corrado G60 Coupe*

**Country Buggy**    1967-68 – 1,956

**Dasher**    U.S. Sales:  
    1980 – 23,565 Diesel, 7,382 Gas  
    1981 – 11,852 Diesel, 1,756 Gas

**Derby**    1977-81 - 303,900  
 North American CYP:    1995 - 13    1996 - 4,570

**Eurovan**    1993 (U.S. version) - 5,634  
U.S. Sales:    1996 – 995    1997 – 1,738    1998 – 1,742    1999 – 3,395  
    2000 – 2,714    2001 – 5,600    2002 – 6,673    2003 – 4,735  
    2004 – 209

**Fox**    U.S. Sales:    1991 – 13,463    1992 – 10,880    1993 – 6,697    1994 – 3,992

**Gol** Argentina CYP: 1999 – 20,348  
 Brazil CYP: 1997 – 416,232 1998 – 309,279 1999 – 274,543

**Golf** GTI 1975-93 - 600,000  
 Supercharged & AWD 1989 - 70  
 Rallye 1989 - 9,780

U.S. Sales:

1991 – 8,557	1992 – 5,300	1993 – 4,554	1994 – 16,079
1995 - 15,853	1996 - 16,802	1997 – 14,673	1998 – 18,990
1999 – 18,282	2000 – 20,747	2001 – 31,271	2002 – 31,482
2003 – 29,342	2004 – 24,669	2005 – 15,690	

- 2001 & 2002 includes GTI
- 2003-2005 includes GTI and R32 models

North American CYP: 1993 - 35,137 1994 - 49,351 1995 - 66,182 1996 - 61,187

Germany CYP: 1991 - 887,738 1992 - 712,754 1993 - 914,178 1994 - 725,191  
 1995 - 767,609 1996 - 717,873 1997 – 519,405 1998 – 804,066  
 1999 – 791,889

**GTI VR6 (1995) CYP Breakdown:**

- Black – 1,777
- Red – 997
- Mulberry – 289
- Green – 135
- White – 132
- Mauve – 55
- Total – 3,385

**Golf Caddy** CYP: 1991 - 9,136 1992 - 6,396 1993 - 1,645

**GTI** VR6 (U.S. Version) 1995 - est. 1,500-2000

U.S. Sales:

1991 – 5,783	1992 – 4,059	1993 – 139	1994 - 315
1995 - 2,576	1996 - 7,406	1997 – 6,029	1998 – 6,416
1999 – 5,174	2000 – 7,377		

**Jetta** 1981-84 - 1,700,000 1984-92 - 4,390,790  
 III GLX 1995 (U.S. spec) - est. 1,500

U.S. Sales:

1991 – 38,017	1992 – 29,907	1993 – 14,582	1994 – 55,688
1995 - 75,393	1996 - 85,022	1997 - 90,984	1998 – 89,311
1999 – 130,054	2000 – 144,853	2001 – 145,221	2002 – 145,604
2003 – 117,867	(includes 12,213 wagons)		
2004 – 91,790	(includes 9,569 wagons)		
2005 – 104,063	(includes 3,931 wagons)		


III North American CYP: 1992 - 62,345 1993 - 53,241 1994 - 79,517 1995 - 98,918  
 1996 - 106,911



Germany CYP:            1991 - 220,694    1992 - 110,818    1993 - 5,592        1994 - 3,912  
                                   1995 - 4,776        1996 - 13,632

**Karmann-Ghia**

Karmann-Ghia Production Breakdown					
Year	Coupe	Convertible	Coupe U.S. Sales	Convertible U.S. Sales	Type 3 (1500)
1955	1282	0	0	0	0
1956	11555	0	2452	0	0
1957	15369	105	4130	0	0
1958	14515	4392	4700	1325	0
1959	17196	4585	6265	1770	0
1960	19259	5465	7247	2044	0
1961	16708	3965	6706	1891	661
1962	18812	4570	9656	2723	8541
1963	22829	5433	12010	3387	6720
1964	25267	5262	13084	3691	7467
1965	28387	5326	14191	4003	6873
1966	23387	5395	17112	4827	5947
1967	19406	4183	16107	3174	2819
1968	24729	5713	19177	4157	2533
1969	27834	6504	21100	4584	1049
1970	24893	6398	22952	5873	0
1971	21133	6565	17816	5567	0
1972	12434	2910	11208	3076	0
1973	10462	2555	10271	2650	0
1974	7167	0	5779	1926	0
<b>Total</b>	<b>364401</b>	<b>80899</b>	<b>221963</b>	<b>56668</b>	<b>42610</b>



*Volkswagen Karmann-Ghia Convertible*

**K-70**                    1970-75 - 211,100

**Lupo**                German CYP:    1998 – 64,855    1999 – 89,757    2000 – 97,403    2001 – 82,238

**Parati**                Brazil CYP:        1999 – 39,577

**Passat**                1973-80 - 1,769,700        1980-88 - 1,978,200        1988-93 - 1,988,650

U.S. Sales:

1991 – 16,139    1992 – 12,578    1993 – 11,970    1994 – 11,021  
 1995 - 14,010    1996 - 19,850    1997 – 14,868    1998 – 39,272  
 1999 - 68,151 (includes 9,746 Wagons)        2000 – 84,521  
 2001 – 95,028    2002 – 96,142    2003 – 76,977  
 2004 – 67,640 (52,540 sedans, 15,100 wagons)  
 2005 – 49,233 (39,256 sedans, 9,977 wagons)

German CYP: 1991 - 393,222 1992 - 398,429 1993 - 326,853 1994 - 216,097  
 1995 - 228,352 1996 - 214,254 1997 - 335,304 1998 - 484,682  
 1999 - 420,233 2000 - 384,485 2001 - 486,023

**Phaeton** Germany CYP: 2001 - 371  
 U.S. Sales: 2003 - 343 2004 - 1,939 2005 - 820

**Polo** 1975-81 - 768,200 1981-93 - 2,490,740  
 w/G Lader compressor: 1985 - 500 1987 - 1,000  
 German CYP: 1991 - 225,806 1992 - 133,582 1993 - 84,268 1994 - 0  
 1995 - 151,993 1996 - 379,957 1997 - 178,035 1998 - 132,326  
 1999 - 23,651 2000 - 376,164 2001 - 328,524  
 Spain CYP: 1999 - 348,799  
 Argentina CYP: 1999 - 23,259  
 Brazil CYP: 1997 - 32,773 1998 - 36,106

**Rabbit Pickup**  
U.S. Sales: 1979 - 78 1980 - 25,532 1981 - 33,879 1982 - 12,769  
 1983 - 4,861 1984 - 392 1985 - 2 Total - 77,513

**Quantum** Syncro Wagon U.S. Sales:  
 1985 - 306 1986 - 1,576 1987 - 1,084 1988 - 373 1989 - 44 1990 - 3  
 Brazil CYP: 1999 - 2,048  
 U.S. Sales:  
 1981 - 555

**Santana** 4-door sedan 1983-85 - 193,540  
 Brazil CYP: 1997 - 34,862 1998 - 16,422 1999 - 16,447

**Scirocco** 1974-81 - 504,200 1982-92 - 340,700  
 CYP: 1991 - 7,970 1992 - 6,036 1993 - 3,317  
 USA Sales: 1974 - 335 1975 - 16,108 1976 - 15,426 1977 - 24,786  
 1978 - 28,137 1979 - 26,014 1980 - 22,452 1981 - 17,043  
 1982 - 13,227 1983 - 13,703 1984 - 17,251 1985 - 13,547  
 1986 - 10,884 1987 - 6,971 1988 - 3,754 1989 - 867  
 1990 - 19 Total - 230,434

**Sharan** Germany CYP: 2000 - 51,988 2001 - 56,337

**SP** Brazillian Built - 10,193 (including 681 exported from Brazil)

**Touareg** U.S. Sales: 2003 - 16,410 2004 - 27,706 2005 - 18,050  
 2006 Exclusive Edition - 999

**Transporter**  
 North American CYP: 1993 - 12,490 1994 - 11,060 1995 - 8,330 1996 - 2,396  
 Germany CYP: 1991 - 68,009 1992 - 73,787 1993 - 78,847 1994 - 55,098  
 1995 - 64,590 1996 - 69,993 1997 - 39,627 1998 - 37,391  
 1999 - 37,455  
 Syncro 1984-92 - 43,468 (41,360 LHD, 2,108 RHD)  
 Caravelle Bus 1984-92 - 14,334



**Tri-Star Syncro** 1990 – 37

**Type 181** “Thing” U.S. Spec 1973-74 – 28,930

1990 Volkswagen Tri-Star Syncro

**Vanagon** 1980 - 28,673 1981 - 25,083 1982 - 24,203  
 (Type 2) U.S. Sales:  
 1950 – 2 1951 – 50 1952 – 93  
 1953 – 75 1954 – 827 1955 – 3,189  
 1956 – 7,375 1957 – 19,118 1958 – 25,036  
 1959 – 32,133 1960 – 35,697 1961 – 22,754  
 1962 – 32,514 1963 – 39,383 1964 – 41,051  
 1965 – 34,054 1966 – 40,198 1967 – 29,049  
 1968 – 57,862 1969 – 54,985 1970 – 72,515  
 1971 – 68,561 1972 – 48,178 1973 – 43,533  
 1974 – 30,166 1975 – 17,679 1976 – 20,825  
 1979 – 11,762 1980 – 14,101 1981 – 11,479  
 1984 – 21,352 1985 – 12,303 1986 – 13,475  
 1989 – 4,446 1990 – 8,057



1974 Volkswagen “Thing”

1977 – 26,209 1978 – 26,017  
 1982 – 13,234 1983 – 14,695  
 1987 – 9,401 1988 – 4,555

**Vento** German CYP: 1992 - 3,230 1993 - 100,118  
 1994 - 133,309 1995 - 79,619  
 1996 - 65,250 1997 – 38,226

**411/412** 1968-74 - 355,200

**1500/1600** Karmann Ghia 1961-69 - 42,563 1600 Series 1966-73 - 1,813,600

**USA Sales** 1949 - 2 1950 - 270 1951 - 550 1952 - 601 1953 - 1,237  
 1954 - 6,344 1955 - 28,907 1956 - 50,011 1957 - 64,242 1958 - 78,588  
 1959 - 120,442 1960 - 159,995 1961 - 177,308 1962 - 192,570 1963 - 240,143  
 1964 - 307,173 1965 - 371,222 1966 - 427,694 1967 - 454,801 1968 - 582,009  
 1969 - 566,356 1970 - 582,873 1971 - 532,904 1972 - 491,742 1973 - 480,602  
 1974 - 336,257 1975 - 268,751 1976 - 203,234 1977 - 262,932 1978 - 219,414  
 1979 - 129,779 (not including U.S. built Rabbits) 1990 - 136,357 1991 – 96,736  
 1992 – 75,873 1993 – 49,533 1994 - 97,043 1995 - 115,114 1996 - 135,907  
 1997 - 137,885 1998 – 219,679 1999 – 315,563 2000 – 355,479 2001 – 355,649  
 2002 – 338,125 2003 – 302,686 2004 – 256,111 2005 – 224,195

**Production** (North America) 1992 - 168,315 1993 - 188,449 1994 - 239,077 1995 - 256,317  
 1996 - 191,494

**South Africa Production** CYP:  
 1992 – 30,307 1993 – 33,209 1995 – 50,713 1996 – 52,011 1997 – 45,324  
 1998 – 38,250 1999 – 37,495

**Mexico Production** CYP:  
 1992 – 175,030 1993 – 237,104 1994 – 243,389 1995 – 188,545 1996 – 231,078  
 1997 – 257,366 1998 – 338,959 1999 – 410,308

**Spain Production** CYP:  
 1995 – 239,344 1996 – 251,805 1997 – 277,077 1998 – 311,136 1999 – 291,848

**Argentina Production** CYP:  
 1990 – 7,893 1991 – 7,472 1992 – 21,862 1993 – 46,652 1994 – 59,095



CYP: 2003 – 14,064 2004 – 51,105

**V70**

U.S. Sales: 1998 – 37,005 1999 – 31,066  
 2000 – 25,052 2001 – 14,833  
 2002 – 10,863 2003 – 11,765  
 2004 – 10,484 2005 – 7,394  
 2000 XC – 6,890 2001 XC – 24,305  
 2002 XC – 19,818  
 Cross Country Sales:  
 1999 – 14,108 2000 – 15,506  
 2003 XC – 17,177 2004 XC – 16,059  
 2005 XC – 13,998



Sweden CYP: 1997 – 110,164 1998 – 115,300  
 1999 – 108,107

*1999 Volvo V40 Wagon*

**S40/V40**

1996 - 71,100

**XC90**

U.S. Sales: 2002 – 4,379 2003 – 35,723 2004 – 39,183 2005 – 36,025

**66**

Sedan 1975-80 - 77,637  
 Wagon Estate 1975-80 - 28,500

**123GT**

1967-68 - est. 1,500

**144**

1966-68 - 94,800 1968-74 - 429,008

**164/164E**

1968-75 - 155,068

**221/222**

Estate: 1962-69 - 73,196

**240**

4d sedan 1978-92 - 1,483,351  
 Estate 1978-93 - 959,044  
 Turbo Special 1983 - 500

USA Sales: 1993 - 10,919

Volvo 200 Series Calendar Year Production						
	Model 242	Model 244	Model 245	Model 264	Model 262	Model 265
1975	53804	82976	54709	9674	0	0
1976	45144	90736	60640	25287	3099	8108
1977	23215	100055	48485	12045	230	2805
1978	19230	89685	47490	15590	0	4815
1979	23445	117855	53430	20950	0	6040
1980	22145	106012	51742	24058	0	6481
1981	17809	94111	50532	17696	0	2315
1982	17049	126696	66194	6390	0	1918
1983	12893	125639	71295	0	0	1018
1984	7887	133104	85729	0	0	857
1985	0	73235	68188	0	0	704
1986	0	69511	58231	0	0	0
1987	0	63045	47860	0	0	0
1988	0	55318	42047	0	0	0
1989	0	52509	36980	0	0	0

<b>1990</b>	0	42846	36969	0	0	0
<b>1991</b>	0	27464	27046	0	0	0
<b>1992</b>	0	20790	28427	0	0	0
<b>1993</b>	0	11812	23337	0	0	0
<b>Total</b>	242863	1483643	959576	131954	3591	35326



1982 Volvo GL Sedan



1991 Volvo 240 Sedan

- 244** Sedan 1974-93 - 1,483,399
- 245** Estate 1974-93 - 959,151
- 262C** Coupe by Bertone 1977-81 - 5,622  
Imported: 1978 - 750 1979 - 1,500 1980 - 1,500 1981 - 750
- 264** 4d sedan/estate 1974-85 - 169,127
- 265** Estate 1975-85 - 35,061
- 340/360** 1976-91 - 1,086,405 360 5-door 1982-89 - 76,281 360 4-door 1983-89 - 66,207  
343 1976-90 - 472,434 345 1979-91 - 358,024
- 440** 1989-93 - 337,240 1988-95 - 359,382
- 460** 1989-95 - 220,415
- 480** 1987-93 - 72,304 1987-95 - 80,464
- 700-Series** 1984-91 (all) - 1,237,200

Volvo Calendar Year Production 700-Series				
	740 Sedan	740 Wagon	760 Sedan	760 Wagon
<b>1982</b>	0	0	3000	0
<b>1983</b>	0	0	29917	0
<b>1984</b>	14359	0	33616	0
<b>1985</b>	103617	7015	28181	993
<b>1986</b>	90088	54983	16887	7443
<b>1987</b>	100499	53915	20342	7698
<b>1988</b>	102604	60353	20668	6953
<b>1989</b>	101500	64741	18310	7571
<b>1990</b>	100576	71462	12943	6787
<b>1991</b>	31531	6128	0	0
<b>1992</b>	5669	20355	0	0
<b>Total</b>	650443	338952	184624	37445



1991 Volvo 740 Turbo Sedan



1989 Volvo 760 Sedan

**740** Turbo Special (white w/ring) 1990 - 50  
Sedan 1984-92 - 650,443

Estate 1985-92 - 358,952

**760** Estate 1982-90 - 37,445  
Sedan 1982-90 - 183,864

**780** Bertone Coupe: 1987 - 2,480  
1988 - 2,115  
1989 - 2,004  
U.S. spec (all years) - 5,535  
1986-90 - 8,518 (world-wide)  
CYP: 1986 - 683 1987 - 2,035  
1988 - 2,334 1989 - 2,334  
1990 - 1,300 1991 - 529



1989 Volvo 780 Coupe by Bertone

U.S. Sales:  
1987 - 501 1988 - 1,681  
1989 - 2,057 1990 - 927  
1991 - 389 1992-94 - 140



1988 Volvo 780 Coupe by Bertone

**850** Plus 5 1994 - 2,500  
T-5R wagon 1995 (U.S. spec) - 1,000  
Platinum Limited Edition 1996 - 1,500  
(U.S. Spec includes wagons & sedans)  
R 1997 (U.S. spec) - est 1,000  
Sedan 1991-95 - 259,934  
Estate 1993-95 - 165,639



1996 Volvo 850 Platinum Edition

U.S. Sales:  
1993 Sedan - 5,855  
1994 Sedan - 31,924 1994 Wagon - 16,019  
1995 GL/GLT Sedan - 30,582 1995 Turbo Sedan - 10,703  
1995 GL/GLT Wagon - 11,081 1995 Turbo Wagon - 7,003  
1996 GL Sedan - 16,684 1996 GL Wagon - 7,467  
1996 GLT Sedan - 13,054 1996 GLT Wagon - 4,756  
1996 Turbo Sedan - 7,706 1996 Turbo Wagon - 5,174  
1996 T5-R Sedan - 1,547 1996 T5-R Wagon - 782  
1997 Base Sedan - 25,847 1997 Base Wagon - 10,664  
1997 GLT Sedan - 13,887 1997 GLT Wagon - 5,927  
1997 T5 Sedan - 6,341 1997 T5 Wagon - 3,026  
1997 850R Sedan - 365 1997 850R Wagon - 242

**940** Sedan 1990-95 - 216,884 Estate 1990-95 - 160,181

U.S. Sales: 1991 Sedan - 9,346 1991 Wagon - 3,533  
1992 Sedan - 18,012 1992 Wagon - 1,735

1993 Sedan – 15,288  
 1994 Sedan – 13,681      1994 Wagon – 8,146  
 1995 Sedan (6,357 + 1,954 Turbo Sedan)  
 1995 Wagon (2,644 + 755 Turbo Wagons)

**960**      Sedan 1990-95 - 75,476      Estate 1990-95 - 27,137

U.S. Sales:

1996 Sedan – 15,293      1996 Wagon – 4,493  
 1997 Sedan – 14,117      1997 Wagon – 4,142

**1800**      S 1963-69 - 23,993

1963 – 2,000      1964 – 4,500  
 1965 – 4,000      1966 – 4,500  
 1967 – 4,500      1968 – 2,800  
 1969 – 1,693

E 1969-72 - 9,414

1970 – 2,799      1971 – 4,750      1972 – 1,865

ES 1971-73 - 8,078

(8,077 from Illustrated Volvo Buyer's Guide)

1972 – 3,070      1973 – 5,007



1971 Volvo 1800es

**P1800**      1960-63 - 6,000

**P1900**      1956 - 67

**PV**      444 1944-58 - 196,004 (All)

- Series A 1944-50 – 11,804
- Series AS 1950 – 700
- Series B 1950-51 – 4,500
- Series BS 1950-51 – 3,000
- Series C 1951-52 – 3,500
- Series CS 1951-52 – 4,500
- Series D 1952-53 – 3,500
- Series DS 1952-53 – 5,500
- Series E 1953-54 – 14,350
- Series ES 1953-54 – 17,599
- Series H/HS 1954-54 – 29,046
- Series K/KS 1955-56 – 33,918
- Series L/LS 1957-58 – 64,087

544 1958-66 - 243,996 (All)

1958-60 – 99,495      1961 – 34,600      1962 – 37,900      1963 – 27,100  
 1964 – 24,200      1965 – 17,300      1966 – 3,400

P120 4-door Sedan 1956-67 – 234,209

1956-58 – 5,184      1958-60 – 49,214      1960-61 – 29,900  
 1961-62 – 28,500      1962-63 – 27,200      1963-64 – 26,400  
 1964-65 – 27,400      1965-66 – 31,250      1966-67 – 9,160

P130 2-door 1961-70 – 359,917

1962 – 10,500      1963 – 29,500      1964 – 44,600      1965 – 59,800  
 1966 – 72,550      1967 – 62,950      1968 – 32,600      1969 – 27,500  
 1970 – 19,918

P220 Station Wagon 1962-69 – 73,196

1962 – 1,400      1963 – 6,875      1964 – 9,675      1965 – 11,450  
 1966 – 15,200      1967 – 17,200      1968 – 8,500      1969 – 2,897

831-4 1950-58 - 6,216

121 1957-59 - 54,398      445 1950-60 - 45,431      60-1 1942-50 - 3,506



653-4 1933-34 - 653      656-9 1935-37 - 542      36 1935-38 - 501  
 801-10 1938-47 - 1,848      821-4 1947-48 - 800

**TR**                      670-9 1930-35 - 845      701-4 1935-37 - 936

**USA Sales**    1957 - est 12,000    1959 - 18,468    1960 - 13,926    1961 - 12,787    1962 - 13,157  
 1963 - 14,188    1964 - 17,326    1965 - 18,115    1966 - 25,155    1967 - 34,396  
 1968 - 38,826    1969 - 36,146    1970 - 44,513    1971 - 48,222    1972 - 57,772  
 1973 - 60,761    1974 - 53,043    1975 - 60,338    1976 - 43,887    1977 - 46,790  
 1978 - 50,880    1979 - 56,602    1980 - 56,999    1981 - 64,477    1982 - 72,375  
 1983 - 88,857    1984 - 99,541    1985 - 104,267    1986 - 113,267    1987 - 106,539  
 1988 - 98,497    1989 - 102,620    1990 - 89,894    1992 - 74,100    1993 - 79,100  
 1994 - 90,900    1995 - 97,700    1996 - 88,580    1997 - 90,894    1998 - 101,172  
 1999 - 116,692    2000 - 123,178    2001 - 125,710    2002 - 110,670    2003 - 135,023  
 2004 - 139,384    2005 - 123,874

**Production (Netherlands):**

1992 - 94,019    1993 - 80,246    1995 - 79,555    1996 - 100,715    1997 - 114,970

**Wanderer**

**Production**            1932 - 1,718    1933 - 4,265    1934 - 5,155    1935 - 7,169    1936 - 8,086  
 1937 - 9,824    1938 - 8,790

**Wartburg**

**U.S. Sales**            1958 - est. 140    1959 - 403    1960 - 240

**Warwick**

**2-Litre**                      1960-62 - est. 40  
**305GT**                      1961-62 - est. 3 to 5 units

**Westfield**

**SE**                              1988-93 - 350  
**Production**                1996 - 321

**Willys**

**Ace:**                              4-door sedan 1955 - 659

**Aero-Ace**                      2-door: 1952 - 8,706    1953 - 4,988    1954 - 2  
 4-door: 1953 - 7,475    1954 - 1,380  
 Custom 4-door: 1954 - 611    Custom 2-door: 1954 - 586  
 226-cid Deluxe 1954:    2-d - 1,195    Custom 2-door - 7

		4-door - 1,498	Custom 4-door - 9
<b>Aero-Eagle</b>	Coupe: 1952 - 2,364	1953 - 7,018	
	1954 Coupes: htp 226-cid - 660	Custom 226-cid - 11	
		Special 226-cid - 302	Deluxe htp - 84
		Deluxe Custom htp - 499	
<b>Aero-Falcon</b>	1953: 2-door - 3,054	4-door - 3,117	
<b>Aero-Lark</b>	2-door: 1952 - 7,474	1953 - 8,205	1954 - 1,370
	4-door: 1953 - 7,692	1954 - 1,482	
	226-cid 1954: 2-door - 59	4-door - 282	
	Custom 1954: 2-door - 1,132	4-door - 548	
<b>Aero-Wing</b>	2-door 1952 - 12,819		
<b>Bermuda</b>	1955: 161-cid - 59	226-cid - 2,156	
<b>Custom</b>	1955: 4-door - 2,822	161-cid 2-door - 2	226-cid 2-door - 288

**Jeep Station Wagon**

1946 - 6,533      1947 - 33,214  
 1955 - 12,265      1959 - 30,778

**Jeepster**

Four 1948 - 10,326  
 Six 1949 - 653  
 Six 1950 - 1,778



1948 Willys Jeepster

**Knight**

Silver Anniversary 1932 - 900      Victoria & 4-door 1932 - 718

**Wolseley**

**Eight  
Hornet**

1946-48 - 5,344  
 1961-69 - 28,455

Breakdown

Mk I 848cc 1961-62 - 3,166  
 Mk II 998cc 1963-66 - 16,785  
 Mk III 998cc 1966-69 - 8,504

**Six**

1972-75 - 25,214

**Six**

18/22 Series 1975 only - est. 3,800

**1100 Sedan**

1965-68 - 17,397

**1300 Sedan**

1967-73 - 27,470

**1500 Sedan**

1957-65 - 103,394

**4/44**

1952-56 - 29,845

**4/50 Sedan**

1948-53 - 8,925

**6/80 Sedan**

1948-54 - 25,281

**6/90 Sedan**

1954-55 - 5,776      Series II 1956-57 - 1,024      Series III 1958-59 - 5,052

**6/99 Sedan**

1959-61 - 13,108

**6/110**

Series I 1961-64 - 10,800      Series II 1964-68 - 13,301

**15/50 Sedan**

1956-58 - 12,353

<b>15/60 Sedan</b>	1958-61 - 24,579
<b>16/60</b>	1961-71 - 63,082
<b>18/85 Sedan</b>	1967-72 - 35,597

## Yugo (Zastava)

<b>Cabrio</b>	1990 USA Sales - 74				
<b>USA Sales</b>	1986 - 35,959	1987 - 48,812	1988 - 31,545	1989 - 10,576	1990 - 6,359
<b>Production</b>	1992 - 24,784 1998 - 12,900	1993 - 6,895	1995 - 7,502	1996 - 9,367	1997 - 10,224

## Zagato

<b>Zele</b>	1974-date - estimated 500
-------------	---------------------------

## Zeta

<b>Sports Production</b>	1964 - 48 (25 still exist)			
<b>Australian Production</b>	1963 - 127	1964 - 120	1965 - 108	1966 - 8
	1963-66 - 411			

## Zil

<b>Production</b>	1993 - 14	1996 - 1	1997 - 8
-------------------	-----------	----------	----------

## Zimmer

<b>Golden Spirit</b>	1980-87 - estimated 1,500	
<b>Quicksilver</b>	1986-89 - 153 (170)	
<b>Total</b>	1987 - 400	1988 - 200
	1989 - estimated 50	



1982 Zimmer Golden Spirit

## Zundapp

(all) - estimated 6,900 - Janus model 1956-58

