

Montana

10th Anniversary Limited Edition




*The comfort you demand.
The Luxury you Deserve.*



comfort

It's all about the comfort.

Whether you're on a weekend outing or cross-country journey, comfort on the road is essential to your traveling pleasure. That's why we've designed comfort into every aspect of Montana. The interior abounds with fine residential furnishings and easy-living features that make Montana the #1 selling fifth wheel in North America. From spacious, plush surroundings down to the smallest convenience, your enjoyment has been our guiding force.



▲ Models 3400RL, 3465SA, 3500RL and 3605RL feature a convenient desk along side an entertainment center and optional fireplace.



▲ In the 3665RE Model, the entertainment center, with optional fireplace, features a 42" TV screen that automatically lifts up for viewing and can be lowered down into the cabinet when not in use, offering an expansive view through the enormous rear bay window.

Montana > LIVING AREA








The Montana Kitchen

A variety of kitchen configurations lets you choose the floorplan that complements your personal style. No matter what Montana model you choose, you'll enjoy signature features such as Dupont™ Corian® countertops with oversized sink bowls; residential size cabinets and wide, deep drawers; large 8 cubic foot refrigerator; convection microwave; high output range with 22 inch oven and broiler; plus many other special amenities.

1 The free-standing dinette (shown in Sapphire) features a swiveling/sliding tabletop and leaf extension for versatile dining. Even the dinette is designed to yield additional storage space with a built-in drawer underneath the tabletop and storage compartment underneath the upholstered chair seats.

2 **Model 3605RL** shown with entertainment center and optional fireplace. The 32-inch HD LCD television sits on a pull-out swivel tray that provides optimal viewing from any seat in the house.

3 **Model 3465SA** (shown in Desert Sunset) has an open center kitchen with many residential features. Rich solid hardwood cabinetry provides plenty of storage space and includes drawers with full extension steel drawer guides for easy-glide operation. Enhancing the kitchen's residential look and feel, the designer linoleum flooring adds easy-care durability.



convenience



relaxation

Desert Sunset Decor

The Royal Treatment

The Montana bedroom pampers you in royal comfort. The deluxe queen size bed is regally dressed with a lush quilted bedspread, matching pillow shams, and designer headboard. A residential-size, six-drawer dresser and cedar-lined wardrobes provide an abundance of storage space for all your personal items. Dual reading lights and a 20-inch TV with built-in DVD player add to the ambiance to create a palace of relaxing elegance.



▲ The large bedside wardrobe in Model 3400RL adds extra storage space. (Also available in models 2980RL, 3000RK, 3075RL, 3465SA, 3665RE)

The Montana Private Spa

The spacious bathroom is like your own private spa with a roomy garden tub/shower equipped with adjustable height showerhead and surrounded by an elegant glass enclosure. The full height vanity is complemented with a residential-style medicine cabinet with mirrored door and vanity lights to assist you in getting ready for the day.



▲ The fully enclosed bathroom in Models 3585SA and 3605RL includes a solid surface lavatory top with oversized one-piece molded sink alongside the glass enclosed garden tub/shower.



▲ Three shelves and washcloth holder add convenience to your daily shower. The overhead skydome provides natural lighting without compromising your privacy.

ROOF R-14

1. Rear Ladder
2. Vented Attic
3. 15,000 BTU A/C
4. One-Piece EPDM Rubber Roof with 12 Year Warranty
5. Aluminum Radius Roof Transition Molding
6. 3/8" Roof Decking
7. Fiberglass Insulation
8. Wire Harness
9. Aluminum Wrapped AC Duct
10. Ceiling Decking with Vinyl
11. 5" Fabricated Galvanized Steel Truss Rafters on 16" Centers

FLOOR R-21

27. Rear Accessory Hitch
28. Electric Rear Jacks
29. DARCO Wrapped Main Floor Moisture Barrier
30. Astro-Foil Insulation (97% Heat Reflection)
31. Fiberglass Insulation
32. One-Piece Fluted Polypropylene Fully Enclosed Sub-Floor
33. 3" Large-Capacity Heat Duct
34. Heavy Duty 8-Lug Wheels with Easy Lube Axles
35. MOR/ryde® Suspension
36. Enclosed and Insulated Water Lines
37. Powder-Coated 10" Steel "Rolled" I-Beam

38. Residential Linoleum
39. Full Radius-Wrap Aluminum Enclosure
40. 3" Welded Aluminum Floor
41. Drop-Frame Chassis Design with Flat-Floor Storage
42. LP Bottle
43. Easy Access Adjustable Snap Jack Pins
44. 5/8" Seamless Floor Decking
45. Residential Rebond Carpet Pad
46. Residential-Grade Carpeting with Stain Protectant
47. Extended Hitch Pin

SIDEWALLS R-9*

12. Fold-Away Grab Handle
13. 30" x 74" Entry Door with Window
14. 2" Welded Aluminum Wall Studs
15. Interior Decorator Board
16. Electro-Galvanized Sheet (EGS) Metal Backing Strips
17. High Density Solid Block Insulating Foam
18. Second Layer 1/8" Luan Board with Seams Staggered
19. 1/8" Luan Board
20. Gel-Coated Fiberglass
21. Heavy Duty Insulated Baggage Doors
22. Exterior Convenience Center
23. Electric Patio Awning
24. Scare Light
25. Fiberglass Front Cap with Improved Turning Radius and Hitch Vision
26. Side-Mounted Hydraulic Selector Valves



ZERO DEGREE

Montana is zero degree tested and approved for four-season living so you can enjoy your Montana Fifth Wheel year-round.

- Vented attic
- Enclosed heated dump valves
- Enclosed heated holding tanks
- Insulated water lines along furnace duct
- Digital thermostat
- Heated toilet room
- Arctic insulation package with higher R-values
- Enclosed low point drain shut-off valves

*CNC Machined Sidewalls for Precision Fit and Finish

Construction Features that make the difference.



Cheat The Wind

Montana's new aerodynamic front cap provides more stable, fuel-efficient towing.

MOR/ryde® Suspension

This unique suspension system reduces road shock by 30% for a smoother, more comfortable ride.



Easy Set Remote Control System

The control is in your hands with the convenient Easy Set Control System. Control the rear and front jacks, electric awning, hydraulic slide-out, and patio scare lights all from your remote control key chain!

*Now includes dual switch technology for operation with or without remote control!



EXTERIOR	
Aerodynamic front cap with Hitch Vision™	M
Welded, totally aluminum-framed walls, floors and slide-outs	V
5" galvanized stamped steel roof rafters	V
2" laminated, gel-coated Filon™ sidewalls with dual layered luan (R-9)	S
Arctic Insulation Package: R-14 roof and R-21 floor	M
Vented attic	M
Insulated radius baggage doors with inside fasteners	S
Radius wrap lower walls	S
Seamless, one-piece underbelly enclosure	10 th
Heated, enclosed and insulated water lines, dump valves and holding tanks tested for 0° usage	S
Seamless, one-piece 5/8" Dynaspan™ floor decking	S
"Wide Stance" front jack legs with adjustable snap jack pins	S
Rear accessory hitch	V
Rear roof ladder	V
Rear back-up lights	S
(2) patio scare lights on separate switches	V
MOR/ryde® rubber suspension system	S
Dexter E-Z Lube® axles	M
Heavy duty 8-lug wheels	S
Brand name 16" steel belted radial tires	S
Undermount spare tire and carrier	V
Deep tint safety glass windows	M
30" wide entry door	S
Fold away entry handle	V
Enormous drop frame pass through storage compartment with flush floor and no stain Congoleum®	10 th
Enormous front storage compartment with double doors and hooks for power cord and water hose (over 142 cubic feet of total exterior storage)	10 th
110v and 12v outlets with cable/satellite hook-up in pass through storage compartment	S
Slide topper awning package (double slides)	O
Slide topper awning package (triple slides)	O
Slide topper awning package (quad slides)	O

High gloss gel coated fiberglass exterior	O
Dual pane safety glass windows	O
MOR/ryde® hitch pin	O
Aluminum wheels	O
INTERIOR	
32" HD LCD TV with pull-out swivel tray (42" HD LCD TV with electric lift on 3665RE)	10 th
FM/CD/DVD player with 5.1 surround sound	V
Digital TV antenna with booster	V
Air mattress hide-a-bed sofa	M
(2) high-back recliners with footrest	V
Solid hardwood cabinet stiles, cabinet doors with raised panels and radius corners, end panels, crown molding and desk tops	10 th
Residential full extension steel drawer guides	S
High density residential carpeting	S
7 lb. Rebond carpet padding	S
Designer linoleum kitchen floor and entryway	S
True flush floor main slide rooms in living area with R-14 floor insulation	S
6' 3" extra tall main slide rooms with 15" tall, 14" deep overhead cabinets in living area	S
Day/night shades	S
Oil rubbed bronze hardware and lighting package	S
Ceiling fan with light kit	M
Computer work station with data port and electrical outlet (most models)	S
High-back desk chair (3400RL, 3465SA, 3500RL, 3585SA, 3605RL, 3665RE only)	O
Sofa table	O
Electric fireplace (NA 2955RL and 3075RL)	O
End table and lamp	O
KITCHEN	
Dupont™ Corian® countertop and sink with oversized bowls and pull-out faucet with sprayer	10 th
(2) Flush mount Dupont™ Corian® sink covers	M
Free standing dinette with swiveling and sliding table top plus leaf extension	10 th
Free standing dinette chairs with plush upholstery and storage in the seats	S
Wide, deep drawers	S
Residential-size overhead cabinets	S

Convection microwave oven	M
Large 8 cubic foot double door refrigerator	S
Raised hardwood front refrigerator panels	V
High output range with automatic ignitor	S
Range cover	V
Lighted range hood with exhaust fan	S
22" oven with broiler	S
Booth dinette IPO free standing dinette (NA 3500RL)	O
"New Dimensions" 10 cubic foot large double door refrigerator	O
BATHROOM	
36" garden tub with glass enclosure, (3) shelves and washcloth holder	S
Deluxe, oil rubbed bronze adjustable height shower head	S
Skydome over shower	V
Solid surface bathroom lavatory top, oversized one-piece molded sink and backsplash	10 th
Single lever faucet	S
Adult height vanity with large base cabinet	S
Bright decorative vanity light	S
Residential-style medicine cabinet	S
Porcelain toilet with foot pedal flush	V
Heated commode room with 12v exhaust fan	S
Neo-angle shower IPO garden tub	O
BEDROOM	
Single level bedroom/bathroom suite	S
Quilted bedspread and (2) pillow shams	S
Residential-sized chest of drawers with hidden storage compartment	S
20" digital bedroom TV with built-in cabinet and cable/satellite hook-ups	10 th
Deluxe queen (60" x 80") innerspring mattress	M
Bedside nightstand shelves	S
Dual reading lights over bed	M
Spacious cedar lined front wardrobe with 12v light and 110v outlet near the head of the bed	M
"Shoe Closet" storage area in front wardrobe	S
Hidden safe under bed	V
King size bed	O

UTILITIES	
Easy Set Remote Control System: remote control electric rear stabilizer jacks, remote control electric front jacks, remote control A&E™ 12v power awning, remote control hydraulic slide-outs, remote control patio scare light.	10 th
Hydraulic selector valves	V
Central Exterior Convenience Center: 12v light, outside shower, No-fuss Freezeguard™ winterizing kit, black tank flush, enclosed low point drains, city water connection, power tank fill, RG-6 cable/satellite hook-up	M
35,000 BTU furnace with automatic ignition and high capacity in-floor ducting	S
15,000 BTU air conditioner with Quick Cool	M
Wire and frame for 2 nd air conditioner with remote sensor in bedroom and digital dual zone thermostat	V
Washer/dryer prep	M
12 gal. DSI gas/electric water heater	10 th
80 amp Xantrex™ XADC converter	10 th
50 amp service	V
50 amp detachable marine power cord	S
Generator pre-wire	10 th
Systems monitor panel	S
Phone jack/data port	S
Satellite/cable hook-up	V
Carbon monoxide detector	S
Fresh water capacity = 66 gal.	S
Grey water capacity = 93 gal.	10 th
Black water capacity = 50 gal.	10 th
Ducted 2 nd 13,500 BTU A/C	O
Wireless rear/back-up camera	O
Fantastic fan vent (locations vary)	O
Generator ready (Onan 5.5 kw specs.)	O
Onan Marquis Gold 5.5 kw LP generator	O
Central vacuum	O

INTERIOR DECORS

Desert Sunset • Sapphire • Emerald Isle

V=Value Package • M=Montana Package

10th= 10th Anniversary Package

S=Standard • O=Options

* Standards and options subject to change without notice.

MONTANA PACKAGES

VALUE PACKAGE

- Wire frame and temperature sensor for 2nd A/C
- Hydraulic selector valves
- Rear accessory hitch
- (2) high-back recliners
- Stamped steel roof rafters
- Welded aluminum framed walls and floors
- R-9 laminated sidewalls with dual layered luan
- FM/CD/DVD player with 5.1 surround sound
- RG 6 satellite prep
- 50 amp service
- Raised panel refrigerator front
- Digital TV antenna with booster
- Deluxe porcelain toilet
- Black tank flush

- Skydome over tub
- Hidden safe
- Range cover
- Fold away entry handle
- Rear roof ladder
- (2) patio scare lights
- Undermount spare tire and carrier

MOVING TO MONTANA PACKAGE

- Aerodynamic front cap with Hitch Vision™
- Central exterior convenience center
- Dexter E-Z Lube® axles with 8 lug wheels
- MOR/ryde® rubber suspension system
- Arctic insulation package
- Vented attic
- Deep tint safety glass windows

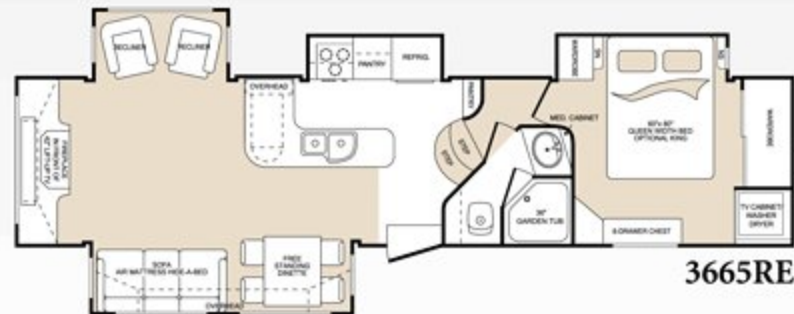
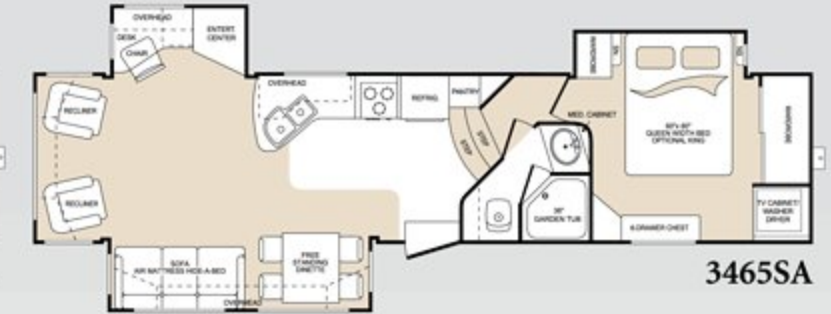
- 15,000 BTU A/C with Quick Cool
- Air mattress hide-a-bed sofa
- Washer/dryer prep
- Convection microwave oven
- Ceiling fan with light kit
- (2) flush mount kitchen sink covers
- Cedar lined front closet
- Dual reading lights over bed
- Deluxe queen (60 x 80) innerspring mattress

10TH ANNIVERSARY PACKAGE

- Enormous drop frame pass through storage compartment with flush floor and no stain Congoleum®
- Hardwood stiles, cabinets, end panels, and crown molding

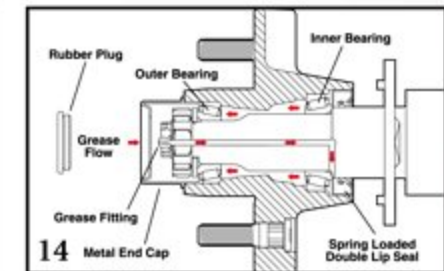
- Easy set remote control system: remote control electric rear stabilizer jacks and front jacks, remote control A&E™ 12v power awning, remote control hydraulic slide-outs, remote control patio scare light
- Corian™ kitchen countertop and sink
- Solid surface bathroom lavatory with one-piece molded sink
- Free standing dinette with swiveling table top
- 32" HD LCD TV with pull-out swivel tray
- 20" bedroom TV
- Generator pre-wire
- 80 amp Xantrex™ XADC converter
- 12 gal. DSI gas/electric water heater
- Seamless one-piece underbelly
- Larger grey and black water tank capacities

MONTANA FLOORPLANS



FLOORPLAN SPECIFICATIONS

MODEL	2955RL	2980RL	3000RK	3075RL	3400RL	3465SA	3500RL	3585SA	3605RL	3665RE
Shipping Weight	9995	10415	10560	10990	11925	11650	11920	11650	11595	11875
Carrying Capacity	3960	3940	3630	3465	3620	3860	3560	3905	3950	3665
Hitch	1725	2450	2190	2455	2045	2010	1980	2055	2045	2040
Exterior Length (Cap to Cap)	33' 9"	34'	35' 11"	34' 8"	38' 4"	38' 4"	38' 4"	38' 4"	36' 9"	37' 3"
Exterior Width	8'	8'	8'	8'	8'	8'	8'	8'	8'	8'
Exterior Height - Top of A/C	12' 9"	12' 9"	12' 9"	12' 9"	12' 9"	12' 9"	12' 9"	12' 9"	12' 9"	12' 9"
Fresh Water Capacity	66	66	66	66	66	66	66	66	66	66
Waste Water Capacity	50	50	50	50	50	50	50	50	50	50
Grey Water Capacity	93	93	93	93	93	93	93	93	93	93
LPG Capacity (lb)	60	60	60	60	60	60	60	60	60	60
Tire Size	235/80R16E	235/80R16E	235/80R16E	235/80R16E	235/80R16E	235/80R16E	235/80R16E	235/80R16E	235/80R16E	235/80R16E



- Attic vents allow excess moisture to escape.
- Tailgate compatibility: No need for a special tailgate
- Detachable 50 amp marine power cord
- Easy-pull snap jacks mounted toward the front for convenient access
- Convenience center provides access to all major exterior plumbing functions and enclosed dump valves
- Modern radius walls provide increased step width and subtle elegance.
- Under-bed storage includes hidden and secure safe.
- Lighted cedar-lined closet

- Hidden storage in dresser
- Heated stool room with residential size porcelain toilet
- Swiveling/sliding tabletop and leaf extension for versatile dining
- Low step in shower
- Thermostat and remote dual climate control sensor
- Easy-lube axles can be lubricated without removing the wheel.
- Versatile pantry area
- Hidden laundry chute (non-side aisle bathrooms)
- Optional central vacuum system for easy cleaning

THE MONTANA FOR ULTIMATE TOWABILITY

Montana's exclusive front fiberglass cap dramatically improves the overall turning radius by 30% while towed by short bed trucks! The top to bottom and side to side curvature of the front cap aerodynamically cuts through the air more efficiently, improves the tow vehicle's fuel economy and stabilizes the fifth wheel.



Montana



Your Montana Dealer:

Product information is as accurate as possible as of the date of publication of this brochure. Features, floor plans, and specifications are subject to change without notice. Please also consult Keystone's website at keystonerv.com for more current product information and specifications. Tow Vehicle Disclaimer: CAUTION: Owners of Keystone recreational vehicles are solely responsible for the selection and proper use of tow vehicles. All customers should consult with a motor vehicle manufacturer or their dealer concerning the purchase and use of suitable tow vehicles for Keystone products. Keystone disclaims any liability or damages suffered as a result of the selection, operation, use or misuse of a tow vehicle. KEYSTONE'S LIMITED WARRANTY DOES NOT COVER DAMAGE TO THE RECREATIONAL VEHICLE OR THE TOW VEHICLE AS A RESULT OF THE SELECTION, OPERATION, USE OR MISUSE OF THE TOW VEHICLE. 05/08



2642 Hackberry Drive
Goshen, IN 46526
574-535-2100

www.keystone-montana.com

Visit the Montana Owners' Club website, independently created and maintained by

Montana fifth wheel owners, at
www.montanaowners.com