



AUSTIN PEAY FOOTBALL

2022 ASUN CONFERENCE CHAMPIONS | 1977 & 2019 OHIO VALLEY CONFERENCE CHAMPIONS
2019 NCAA FCS PLAYOFF QUARTERFINALISTS

GAME 6 ■ vs. GARDNER-WEBB

1 PM ■ OCTOBER 14, 2023
FORTERA STADIUM
CLARKSVILLE, TENNESSEE

SETTING THE MARKERS



AUSTIN PEAY GOVERNORS

RECORD

3-2 ■ 1-0 UAC

NATIONAL POLLS

(RV) Stats Perform FCS
(RV) AFCA FCS

HEAD COACH

Scotty Walden

Sul Ross State (2012)

20-13 ■ 4th season at APSU

28-19 ■ 4th career season



GARDNER-WEBB RUNNIN' BULLDOGS

RECORD

2-3 ■ 1-1 Big South-OVC

NATIONAL POLLS

(NR) Stats Perform FCS
(NR) AFCA FCS

HEAD COACH

Tre Lamb

Tennessee Tech (2012)

15-18 ■ 4th season at GWU

15-18 ■ 4th career season

INSIDE THE SERIES

The Series: Third meeting | Gardner-Webb leads, 2-0

Last Meeting: Gardner-Webb def. Austin Peay, 31-15 (9/13/08)

Notably: APSU is 0-6 all-time against current football-playing members of the Big South Conference... APSU is 1-0 vs. the Big South-OVC Association this season... APSU is 6-9 all-time and 4-4 at home vs. teams from North Carolina.

WHAT A GOVS WIN WOULD MEAN

APSU's fourth straight win and second straight win at Fortera Stadium... Second straight win vs. the BS-OVC Association... First-ever win against GWU... Eighth straight win at Fortera Stadium vs. FCS opponents, dating back to 11/6/2021... APSU's first four-game winning streak since September 2022.

BROADCAST INFORMATION

WATCH: ESPN+ | Barry Gresham (PxP), Ethan Schmidt (Analyst), & Isabella Christenson (Sideline)

RADIO: Gobs Sports Network | Brian Rives (PxP) & Van Stokes (Analyst)
(ESPN Clarksville 104.1 FM/TuneIn App)

LIVE STATS: PeayStats.com

GOVS BY THE NUMBERS

9	Austin Peay is ranked No. 9 in the Massey Ratings and is the only team in the top 12 that is not in the Missouri Valley or Big Sky Conferences. Per the Massey, the Govs rank 15th in offense and 11th in defense in the FCS.
39	Mike DiLiello was responsible for 29 touchdowns last season, throwing 21 and rushing for 8. With 12 passing TDs and 2 rushing scores this year, DiLiello's 43 career TDs responsible for rank fourth in Austin Peay history.
61	The two youngest head coaches in the FCS, 34-year-old Gardner-Webb head coach Tre Lamb was born Sept. 16, 1989, and is 61 days older than 33-year-old Austin Peay head coach Scotty Walden, who was born Nov. 15, 1989.
104	On the Govs 3-game winning streak, they have outscored opponents 137-33. APSU has won its last three games by an average score of 45.7-11.0 while outgaining teams by an average of 536.7-340.7 yards of total offense.

AT THE KICKOFF

GOOD DIRECTIONS

Dating back to 2017, Austin Peay's 44 victories are tied for the 15th most in the FCS and are the most in any six-year stretch in program history. The Govs' 44 wins are tied with United Athletic Conference rival Central Arkansas for the most wins in the league since 2017 with Eastern Kentucky (37, 35th) being the only other UAC program to crack the Top 45. The Governors' 44 victories in the past six seasons are five more wins than the 39 victories they had in 14 seasons from 2002-16.

ALL THE ABOVE

Despite not winning a United Athletic Conference weekly award in the first two weeks of the season and having its bye during Week 6, Austin Peay is the only team in the UAC to have a player earn each of the league's four weekly awards this season. Mike DiLiello and Kam Thomas were named the offensive and special teams players of the week, Sept. 18, after DiLiello threw for an APSU-record 441 yards and 5 touchdowns and Thomas returned a punt 89 yards for a touchdown – the longest return in DI football in 2023. Cedarius Doss was named the UAC's Defensive Player of the Week, Sept. 25, after intercepting a pair of passes, and returning one 20 yards for a touchdown, to spark a comeback win at Stephen F. Austin. Finally, Garrett Hawkins was named the UAC's Freshman of the Week, Oct. 2, after leading the Govs with nine tackles at Lindenwood.

OPPORTUNITY WEEK FOR THE WIN

During the Scotty Walden Era, Austin Peay is 3-1 overall and 3-0 against FCS opponents when coming off a bye week, or "Opportunity Week." In three post-bye week games against FCS foes, the Governors have won by an average of score of 49.3-21.7 and have outgained opponents by an average of 489.0-285.7 yards of total offense per game. The Governors only loss off a bye week under Walden was when they dropped a 40-16 contest to Jacksonville State (10/29/22) at Fortera Stadium.

LION CHASERS

43 returning letterwinners and 17 players that redshirted a season ago combined with 45 newcomers to make up the 2023 Austin Peay football roster. The returning letterwinners include nine returning starters on offense and a trio of returning starters on the defensive side. The 45 newcomers are made up of 25 true freshmen and 20 transfers, eight of the transfers come from FCS programs, three are from Group of Five programs, and two are from Power Five programs. The Govs also added five junior college transfers, one Division II transfer, and one NAIA transfer for the 2023 season.

WALDEN; OR, LIFE AT AUSTIN PEAY

After just 33 games at Austin Peay, Scotty Walden is tied with Rick Christophel for the fourth most wins by a head coach in program history. Walden is just the fifth coach in program history to win 20 games and by doing so in 33 games, he is tied with Dave Aaron – who won a program-record 44 games – as the fastest coach in program history to 20 wins. Walden is now 10 wins away from becoming the fourth APSU coach to win 30 games and is 13 wins away from matching Emory Hale for the fourth most wins by a head coach in program history.

2023 SCHEDULE

DATE	OPPONENT	LOCATION/ATTEND.	TIME/RESULT
9/2	at Southern Illinois	Saluki Stadium/8,327	L, 23-49
9/9	at #9 Tennessee	Neyland Stadium/101,915	L, 13-30
9/16	ETSU	Fortera Stadium/8,296	W, 63-3
9/23	at Stephen F. Austin ◊	Homer Bryce Stadium/9,832	W, 22-20
9/30	at Lindenwood	Hunter Stadium/2,816	W, 52-10
10/14	Gardner-Webb	Fortera Stadium	1 p.m.
10/21	at Southern Utah ◊	Eccles Coliseum	7 p.m.
10/28	North Alabama ◊	Fortera Stadium	3 p.m.
11/4	at Eastern Kentucky ◊	Roy Kidd Stadium	4 p.m.
11/11	Utah Tech ◊	Fortera Stadium	1 p.m.
11/18	Central Arkansas ◊	Fortera Stadium	1 p.m.

MEDIA INFORMATION



UNIVERSITY

Name of School.....Austin Peay State University
 Location Clarksville, TN 37040
 Founded..... 1927
 Enrollment 9,824
 President..... Dr. Michael Licari
 Alma Mater, Year Minnesota, 1993
 Vice President/AD Gerald Harrison
 Alma Mater, Year Tennessee, 2001
 Deputy AD/SWA..... Niesha Campbell
 Alma Mater, Year Appalachian State, 2006
 Sr. Associate AD/Football Emily Smith
 Alma Mater, Year Auburn, 2009
 Sr. Associate AD Mannie Reinsch
 Alma Mater, Year Nebraska-Kearney, 2014
 School Colors..... Red and White
 Nickname..... Governors
 Affiliations NCAA Division I
 United Athletic Conference (football only)
 ASUN Conference
 Ticket Office Phone 931/221-PEAY (7329)

HISTORY

First Year of Football 1930
 All-time Record (86 seasons) 319-561-16
 Home 199-237-9
 Away 118-322-7
 Neutral 2-2
 Last NCAA FCS Playoff appearance 2019
 Result Quarterfinals (2-1)
 lost to #5 Montana, 10-24

TEAM INFORMATION

Overall Record Last Year..... 7-4
 Home | Away | Neutral 4-1 | 3-3 | 0-0
 Conference Record (finish) 3-2/1st
 Home | Away 1-1 | 2-1
 Final ranking last year..... RV/RV
 Offensive starters returning/lost 9/2
 Defensive starters returning/lost 3/8
 Specialists returning/lost 3/1

GOVERNORS SPORTS NETWORK

Radio Station..... ESPN Clarksville (104.1 FM)
 Contact Person..... Ryan Plockelman
 Phone Number 931/648-7720
 Play-by-Play Announcer Brian Rives
 Analyst Van Stokes

THE STADIUM ON GAME DAY

- Press Will Call is located on the east side of Fortera Stadium and will open 90 minutes before kickoff.
- Austin Peay provides complimentary food and beverages to credentialed members of the media attending the game.
- Press Parking is located at the intersection of Henry and Marion Streets on the Austin Peay campus, next to the east side of Fortera Stadium.

SCAN FOR GOVERNORS MEDIA CENTRAL



AUSTIN PEAY ATHLETICS COMMUNICATIONS

MEDIA INFORMATION

CREDENTIALS & PARKING: For games at Fortera Stadium, contact Cody Bush at least 24 hours prior to the game to request a credential and parking pass.

INTERVIEWS: All interview requests should be submitted at least 24 hours in advance to the Austin Peay Athletics Communications Office.

- **HEAD COACH:** Head coach Scotty Walden typically will be available during the week for interviews, preferably Wednesdays, as arranged through the Athletics Communications Office.
- **STUDENT-ATHLETES:** All interviews with student-athletes will be scheduled to occur before or after practice to accommodate student-athletes' academic schedules. No interviews will be granted on the day of a game. Student-athletes should not be contacted directly by the media.

POSTGAME INTERVIEWS: Head coach Scotty Walden and requested student-athletes will be available via a Zoom postgame press conference following a cooling-off period. Media members should request student-athletes by contacting Casey Crigger via cell phone or e-mail prior to the five-minute mark of the fourth quarter.

ON THE WEB: The 2023 factbook, weekly game notes, statistics, and schedules may be found on the world wide web at www.LetsGoPeay.com, Austin Peay State University's official athletics website. It may be accessed by using the QR code on this page of this notes package or by visiting [LetsGoPeay.com/FBMedia](https://www.LetsGoPeay.com/FBMedia).

POSTGAME: Following each game, home and away, Austin Peay's athletics communications staff will provide notes from the game and quotes from the postgame press conference through its media portal above.

STAFF DIRECTORY

Name	Title	Email	Phone
Cody Bush ²	Assistant AD	bushc@apsu.edu	931-221-7561
Casey Crigger ¹	Director	criggerc@apsu.edu	931-221-6563
Alex Allard	Assistant Director	allarda@apsu.edu	931-221-6562
Camille Blaylock	Assistant	blaylockc@apsu.edu	931-221-6561
Chris Austin	Assistant	austinc@apsu.edu	931-221-6562
Knox Rives	Student Assistant	rivesk@apsu.edu	931-221-6562

¹ - primary football contact, ² - secondary football contact

MAILING ADDRESS:

APSU Athletics Communications Office
 Box 4515
 Clarksville, TN 37044

SHIPPING ADDRESS:

APSU Athletics Communications Office
 681 Summer Street
 Dunn Center, Room 227
 Clarksville, TN 37040



LETSGOPEAY.COM

THE OFFICIAL ATHLETICS WEBSITE OF AUSTIN PEAY

UNITED ATHLETIC CONFERENCE COMMUNICATIONS

SOCIAL MEDIA: Get breaking news about the United Athletic Conference by following the league on social media. Follow the UAC on Twitter and Instagram at @uacfootball and or visit the league's website at www.uacfootball.com

WEEKLY NOTES: The UAC will release its Players of the Week each Monday afternoon throughout the season. Statistics are updated after each gameday on the UAC website.

STAFF DIRECTORY

Name	Title	Email	Phone
Oliver Luck	Executive Director	oliver.luck@uacfootball.com	
Brian Morgan*	Communications Director	brian.morgan@uacfootball.com	904-210-1012
Kendra Sheehan	Media Services		

*-primary football contact

REVIEWING THE RUNNIN' BULLDOGS PRESEASON OUTLOOK

After winning the 2022 Big South title and beating Eastern Kentucky, 52-41, in the first round of the FCS Playoffs, Gardner-Webb's season ended when they fell to No. 5 William & Mary, 54-14, in the second round of the FCS Playoffs. This year, the Runnin' Bulldogs received a pair of first-place votes but were picked second behind Southeast Missouri in the Big South-OVC Association's preseason poll.

OFFENSIVE OPTIONS

Gardner-Webb returns its two leading rushers from 2022 in three-time All-Big South selection Nari Gaither and Jayden Brown. Gaither led GWU with 105.2 yards per game and seven touchdowns last season, he is averaging a team-best 84.5 yards per game with one TD this season. Brown, who rushed for 36.7 yards per game and five touchdowns as a freshman in 2022, is averaging 33.4 yards this season and leads GWU with three rushing scores.

DEFENSIVE DEFINITION

A defense that returns five All-Big South selections from 2022, GWU brings back its leaders in tackles, sacks, tackles for loss, and interceptions. William McRainey leads GWU with 40 tackles this season after picking up 104 tackles last season. Jamari Brown, AJ Thomas, and Josiah Wright each had a team-leading three picks last season, but Wright is the only one of that trio with an INT this year.

PLAYER TO WATCH

The 2022 Big South Defensive Player of the Year, Ty French was tied for fourth in the FCS and led the BSC with 11.5 sacks last season; he also ranked 19th in the FCS and second in the BSC with 15.0 TFL. This season, French ranks 37th in the FCS with 0.70 sacks per game and his 1.7 tackles for loss per game rank eighth in the country. French ranks third on Gardner-Webb with 27 tackles to go along with 3 pass breakups and a forced fumble.

LOOKING BACK



In their last game off a bye week against an FCS foe, the Governors stormed past Murray State for a 52-17 victory at Foter Stadium. **CJ Evans Jr. (#5)** 🏈 carried the ball seven times for 89 yards and two touchdowns, including a 62-yard score that was the longest rush by a Governor in 2022. Mike DiLiello threw for 309 yards and three touchdowns while adding another 48 yards and a touchdown on the ground. Drae McCray and James Burns racked up 166 and 117 receiving yards, respectively, with McCray catching 14 and 72-yard touchdowns and Burns hauling in a 78-yard score. Antoine Williams and Darryl Rogan led the APSU defense with 10 tackles each with Williams also adding four tackles for loss and a sack in the contest.

STATS COMPARISON

Category	APSU	GWU
Record	3-2	2-3
Conference	1-0	1-1
Total Offense	440.4	313.8
Rushing Offense	157.2	128.2
Passing Offense	283.2	185.6
Passing Efficiency	155.20	107.68
Scoring Offense	34.6	22.8
Total Defense	382.0	328.4
Rushing Defense	189.4	121.8
Passing Yards Allowed	192.6	206.6
Passing Efficiency Defense	110.18	123.87
Scoring Defense	22.4	31.8
Turnover Margin	.20	-1.40
3rd Down Conv. Pct	.354	.370
4th Down Conv. Pct	.438	.500
3rd Down Conv. Pct Defense	.243	.338
4th Down Conv. Pct Defense	.667	.583
Red Zone Offense	.875	.882
Red Zone Defense	.765	.944
Net Punting	38.47	34.07
Punt Returns	21.44	9.64
Kickoff Returns	18.43	17.40
Penalties Per Game	6.00	3.80
Penalty Yards Per Game	56.40	38.80
Time of Possession	28:34	27:18
Team Sacks	1.6	3.2
Team Tackles for Loss	5.0	7.6
Sacks Allowed	3.0	1.0
Tackles for Loss Allowed	8.0	6.0
Turnovers Gained	10	6
Passes Intercepted	6	2
Fumbles Recovered	4	4

Boldface indicates league leader, **blue** indicates NCAA subdivision leader.

LAST MEETING, NOTABLY

- SEPTEMBER 13, 2008 ■ APSU 15, GWU 31
- Austin Peay and Gardner-Webb's only previous meetings came during a home-and-home series during the 2007 and 2008 seasons.
 - In the last meeting, the Runnin' Bulldogs built a 17-6 lead at halftime with the Gobs only able to muster a pair of field goals in the second quarter. After APSU opened the second half with another field goal, GWU found the end zone again before the Gobs scored their only touchdown of the day on a 29-yard passing touchdown from Gary Orr to Adrian Mines. GWU would score again in the fourth quarter to seal a 16-point win over the Gobs in their 2008 home opener.
 - GWU totaled 343 yards of offense while holding the Gobs to just 289 yards. APSU threw for 39 more yards than the Runnin' Bulldogs, but GWU outrushed the Gobs by 98 yards in the contest.
 - Orr completed 22-of-42 passes for 191 yards and a touchdown while throwing four interceptions against Gardner-Webb.
 - Jeff Lyle led APSU's rushing attack with 15 carries for 53 yards while Theo Townsend led the receivers with five catches for 37 yards.
 - Darryl Miller and Tremayne Townsend each had an interception for the Gobs with Miller returning his pick 35 yards.
 - Terrence Holt also returned five kicks for 155 yards with his longest return going for 42 yards.
 - Stan Doolittle led the GWU offense with 11 completions for 152 yards with 2 touchdowns and 2 interceptions.
 - Phillips Peoples led GWU on the ground with 18 carries for 85 yards while Patrick Hall added 26 yards and two touchdowns on just nine carries.

LAST TWO MEETINGS

GARDNER-WEBB

YEAR	DATE	LOCATION	SCORE
2007	S29	Boiling Springs	L 13-20
2008	S13	Clarksville	L 15-31

VS. THE TAR HEEL STATE

- Austin Peay is 6-9 all-time and 4-4 at home against five opponents from North Carolina.
- The Gobs won their last game against a team from the State of North Carolina, beating NC Central, 41-10, to open the 2019 season at Fortera Stadium in Clarksville.
- The Governors' three wins against Mars Hills – all in the 1970s – are their most victories against any team from North Carolina, they also have a pair of wins against Davidson.
- Four Gobs call the 12th state home, which is tied for the sixth most from any state on the team. The list of Gobs from North Carolina can be found on page 29 of the game notes.

ON THIS DATE

OCTOBER 14

- Saturday's game will be the ninth time the Governors have played on Oct. 14, they are 2-6 all-time on this date.
- The Governors won their last game on Oct. 14, beating Tennessee State, 21-17, at Nissan Stadium in Nashville during the 2017 season.
- The Gobs dropped their last game at home on Oct. 14 during the 2000 season when they fell to Charleston Southern, 42-20.
- Austin Peay is 0-3 on this date when playing in Clarksville, Tennessee.

AUSTIN PEAY FOOTBALL

GOVS OFFENSIVE TWO-DEEP

QB		#12 MIKE DILIELLO 6-1, 215, GR, PEMBROKE PINES, FL <i>WILLIAM V. CAMPBELL TROPHY SEMIFINALIST</i>	 395 yds of total offense at LU (9/30) for 7,358 yds in career 10th in FCS w/ 12 passing TDs & 18th w/ 1,345 yards in 2023 5,567 passing yards & 47 passing TDs in career Set APSU single-game record with 441 passing yards vs. ETSU	CAREER HIGHS CMP 37 vs. ETSU, 2023 YDS 441 vs. ETSU, 2023 TDs 5 vs. ETSU, 2023
		#9 SKYLER LOCKLEAR 5-11, 189, R-FR, CLAYTON, NC	Completed 3-of-4 passes for 59 yds and 1st TD at LU (9/30) 1st collegiate TD pass was a 46-yd strike at LU 1-3 for 11 yards w/ 1 rush for 2 yards against PC (9/3/22)	CMP 3 at Lindenwood, 2023 YDS 59 at Lindenwood, 2023 TDs 1 at Lindenwood, 2023
RB		#22 JEVON JACKSON 5-8, 200, R-SO, DECATUR, AL	25th in FCS, 2nd in UAC w/ 6.21 yds per carry in 2023 Averaging 177.5 yds & 1.5 TDs in last two contests Totalled 158 yds & career-high 2 TDs at LU (9/30) Career day at SFA (9/23) w/ 197 yds & a TD	CAR 26 at Stephen F. Austin, 2023 YDS 197 at Stephen F. Austin, 2023 TDs 2 at Lindenwood, 2023
		#25 KADEN WILLIAMS 5-7, 179, FR, THIBODAUX, LA	5 carries for 20 yds in collegiate debut at LU (9/30) 2,180 rushing, 1,033 receiving, & 843 kick return yards in HS Accounted for 48 TDs in prep career, including 34 as a senior	CAR 5 at Lindenwood, 2023 YDS 20 at Lindenwood, 2023 TDs
WR		#4 TRE SHACKELFORD 6-1, 189, R-SO, DECATUR, AL <i>-or-</i>	Leads APSU w/ 21 receptions, 3rd w/ 232 receiving yds Caught 1st career TD on a 6-yd pass vs. ETSU (9/16) 9 catches vs. ETSU is tied for 6th-best game in UAC, leads APSU	REC 9 vs. ETSU, 2023 YDS 91 vs. ETSU, 2023 TDs 1 vs. ETSU, 2023
		#8 KAM THOMAS 5-7, 174, R-SO, BIRMINGHAM, AL	2nd on team w/ 16 catches, 249 yds, & 3 receiving TDs Caught 2 46-yd TDs for first multi-score game at LU (9/30) 1st career receiving TD on 41-yd. catch at SIU (9/2)	REC 5 at Southern Illinois, 2023 YDS 92 at Lindenwood, 2023 TDs 2 at Lindenwood, 2023
WR		#1 TREY GOODMAN 5-11, 175, JR, ATLANTA, GA	15th in FCS, 4th in UAC, & leads APSU w/ 4 receiving TDs Leads APSU w/ 297 receiving yds & 22.8 yds per catch Had 2 catches for 82 yds & 42-yd TD grab at LU (9/30) 78-yd TD catch at SFA (9/23) is longest TD grab by a Gov in '23	REC 10 at Central Arkansas, 2022 YDS 84 at Central Arkansas, 2022 TDs 2 vs. Presbyterian, 2022
		#13 KHATIB LYLES 6-0, 215, GR, EL PASO, TX	 2nd catch at APSU was a 3-yd TD reception vs. ETSU (9/16) Recorded 1st catch as a Gov on 8-yd grab at SIU (9/2) 13 catches for 155 yds & 1 TD in 3 seasons at UNT (2020-22)	REC 2 at UTSA, 2021* YDS 50 at UTSA, 2021 TDs 1 vs. ETSU, 2023
WR		#3 KENNY ODOM 5-8, 163, R-FR, SAVANNAH, GA	Tied for 3rd on the team w/ 13 receptions this season Hauled in a career-long 46-yd TD at LU (9/30) Career-best 5 receptions in win vs. ETSU (9/16) 1st career receiving TD on 41-yd. catch at SIU (9/2)	REC 5 vs. ETSU, 2023 YDS 72 at Southern Illinois, 2023 TDs at Lindenwood, 2023
		#10 JADEN BARNES 5-7, 171, FR, FAIRBURN, GA	6th on team w/ 11 catches, 4th w/ 151 receiving yds 84-yd grab vs. ETSU (9/16) is longest offensive play by APSU Had 1st collegiate reception in 3-catch, 28-yd day at UT (9/9)	REC 7 vs. ETSU, 2023 YDS 121 vs. ETSU, 2023 TDs
TE		#23 JORDAN GOCO 6-6, 245, GR, CLEMMONS, NC	 31-yd reception at LU (9/30) is longest of APSU career Caught 1st TD of APSU career on a 5-yd pass vs. ETSU (9/16) Has a reception in 13-of-16 games in APSU career Matched career-high w/ 3 receptions at SIU (9/2)	REC 3 at Southern Illinois, 2023 YDS 60 vs. Presbyterian, 2021* TDs 1 vs. ETSU, 2023
		#20 GERARD BULLOCK 6-0, 197, R-JR, NASHVILLE, TN	Transitioned from QB to TE during the offseason 1-2 for 14 yards & a 4-yd rush in debut at QB vs. PC (9/3/22) Began college at Dayton (2020-21), but did not play football	REC YDS TDs
LT		#56 ISAIAH WRIGHT 6-3, 307, GR, COLUMBIA, SC Started 15 of the last 16 games at left tackle for APSU Missed first game of APSU career at UT (9/9)		
		#70 IAN POE 6-3, 298, SO, TULLAHOMA, TN Has appeared in four games during the 2023 season		
RT		#50 BRENNAN SMITH 6-3, 290, R-SO, PENSACOLA, FL Started 13 of the last 16 games at right tackle for APSU Made two appearances as a true freshman in 2021		
		#60 CONNER PARSONS 6-3, 275, GR, MANSFIELD, TX Has appeared in three games during the 2023 season		
LG		#68 BRADY ODOM 6-0, 280, GR, RENO, NV Started at RG at UT (9/9) & has 3-straight starts at LG Third Team All-Big Sky at Northern Colorado in 2022		
		#75 KOBE NASH 6-2, 343, R-SO, MADISON, AL Has appeared in all five games during the 2023 season		
RG		#52 CHANDLER KIRTON 6-0, 290, R-SO, ATLANTIC BEACH, FL Started 15 of the last 16 games at right guard for APSU Made first-career appearance at center at UT (9/9)		
		#63 DONOVAN HASLAM 6-4, 340, SO, PERRY, GA Played in 10 games in '22 & has played in 2 game in '23		
C		#55 JALEN ARMSTRONG 6-3, 295, GR, CALHOUN CITY, MS Started 15 of the last 16 games at center for APSU Moved outside & started at left tackle for APSU at UT (9/9)		
		#69 MICHAEL TREADWELL 6-0, 267, R-JR, KNOXVILLE, TN Has appeared in four games during the 2023 season		

* - Career-high at previous four-year institution.
Career highs only show the most recent occurrence.



- United Athletic Conference logo indicates
Preseason All-Conference selection.



- Austin Peay Graduate Patch indicates student-athletes who have
earned degrees from APSU or other four-year institutions.

AUSTIN PEAY FOOTBALL

GOVS DEFENSIVE TWO-DEEP

DE		#9 TRAVIS BATES 6-3, 265, R-FR, TOMBALL, TX 14 tackles in 2023 is tied for the most by an APSU D-Lineman Had 4 tackles in each of the 1st four games of the season 4 tackles, 2 QB hurries, and a PBU at SFA (9/23) Recorded 2 tackles & 1/2 sack in debut at SIU (9/2)	CAREER HIGHS TKL 4 at Stephen F. Austin, 2023 TFL 2.0 vs. ETSU, 2023 SKS 0.5 at Southern Illinois, 2023
		#41 DARIUS RICHMOND  6-3, 266, GR, SPRING, TX Recorded 3 tackles in first start for APSU at SFA (9/23) Had 4 tackles & a PBU in his APSU debut at SIU (9/2) 24 tackles, 5.0 TFLs, & 1.5 sacks during 2022 season at UIW	TKL 5 vs. Prairie View A&M, 2021* TFL 2.5 vs. Faulkner, 2022* SKS 1.0 vs. Southern Illinois, 2022*
NG		#46 J'VIAN McCRAY 6-0, 327, R-JR, SHALLOTTE, NC Tied for APSU lead, 11th in UAC w/ 2.0 sacks this season Back-to-back games w/ a sack after a sack vs. ETSU (9/16) Picked up 1st career sack at UT (9/9) for a 7-yard loss Had 11 tackles, 3.5 TFL, & a forced fumble in 7 games in 2022	TKL 4 vs. Presbyterian, 2022 TFL 2.0 vs. Presbyterian, 2022 SKS 1.0 vs. ETSU, 2023
		#28 GARDY PAUL  5-11, 299, GR, NAPLES, FL Career-best 3 tackles & 1/2 TFL vs. ETSU (9/16) 3-time 2nd Team All-Mid States in 3 seasons IWU (2020-22) 64 tackles, 9.0 TFLs, & 2.5 sacks in 26 games at IWU	TKL 3 vs. ETSU, 2023 TFL 0.5 vs. ETSU, 2023 SKS
DT		#3 JAU'VON YOUNG  6-2, 281, GR, NASHVILLE, TN Recorded 1st collegiate INT w/ an 18-yd return at LU (9/30) 14 tackles in 2023 is tied for the most by an APSU D-Lineman Matched career-high w/ 6 tackles in opener at SIU (9/2) 91 tackles, 14.5 TFLs, & 0.5 sacks in collegiate career	TKL 6 at Southern Illinois, 2023 TFL 3.0 at Kennesaw State, 2022 SCK 0.5 vs. Eastern Illinois, 2021
		#34 KT OWENS 6-3, 223, R-JR, OXFORD, MS Picked up 1st collegiate sack at LU (9/30) 1 tackle & 1st career TFL in season opener at SIU (9/2) Suffered a season-ending injury vs. MVSU (9/10/22)	TKL 2 at Lindenwood, 2023 TFL 1.0 at Lindenwood, 2023 SKS 1.0 at Lindenwood, 2023
DE		#10 HOSEA KNIFELEY JR. 6-1, 232, SR, BOWLING GREEN, KY Tied for APSU lead, 11th in UAC w/ 2.0 sacks this season Had 2 sacks, including a strip sack, at LU (9/30) Added 4 tackles & a QB hurry at LU Recorded a career-best 9 tackles & 1st career PBU at SIU (9/2)	TKL 9 at Southern Illinois, 2023 TFL 2.0 at Lindenwood, 2023 SKS 2.0 at Lindenwood, 2023
		#31 AUSTIN SKOGLUND 6-1, 220, JR, AUSTIN, TX Had a season-best 4 tackles at LU (9/30) Totaled 3 tackles & 1st TFL vs. ETSU (9/16) Two seasons at Tyler JC (2021-22), 2nd Team All-SJCC in '22	TKL 4 at Lindenwood, 2023 TFL 1.0 vs. ETSU, 2023 SKS
ML		#8 TYLER LONG  5-11, 229, GR, CINCINNATI, OH 39th in FCS, 3rd in UAC w/ 8.6 tackles per game in 2023 Led APSU w/ career-best 17 tackles in debut at SIU (9/2) 17 tackles vs. SIU tied for 9th-best game in FCS, top in UAC 184 tackles, 10.5 TFL, & 6.5 sacks in 22 games at Norfolk St.	TKL 17 at Southern Illinois, 2023 TFL 3.0 at South Carolina St., 2022* SKS 2.0 at South Carolina St., 2022*
		#43 GARRETT HAWKINS 6-3, 228, FR, SEVIERVILLE, TN UAC FrOW after leading APSU w/ 9 tackles at LU (9/30) 2 tackles, 1 TFL, & 5-yd fumble recovery for TD vs. ETSU (9/16) Holds Sevier County HS record with 471 career tackles	TKL 9 at Lindenwood, 2023 TFL 1.0 vs. ETSU, 2023 SKS
SL		#4 SAM HOWARD 6-2, 220, R-JR, BIRMINGHAM, AL 70th in FCS, 5th in UAC w/ 7.8 tackles per game in 2023 Had 1 TFL at LU (9/30), leads APSU w/ 5.0 TFLs in '23 Career-best 13 tackles, 1.5 TFL w/ fumble recovery at UT (9/9) 13-tackle game at UT is tied for 5th-best game in UAC in 2023	TKL 13 at Tennessee, 2023 TFL 1.5 at Stephen F. Austin, 2023 SKS 1.0 vs. ETSU, 2023
		#23 CONNER MURPHY 6-0, 194, SR, MURFREESBORO, TN 1 tackle in season opener at SIU (9/2) Played in just 5 games in 2022, picked up 4 tackles Had 18 tackles, 1.0 TFL, & 1 sack in 9 games in 2021	TKL 5 at Tennessee State, 2021 TFL 1.0 at Murray State, 2021 SKS 1.0 at Murray State, 2021
SP		#6 KORY CHAPMAN  5-10, 178, SR, HOOVER, AL Leads APSU DBs w/ 28 tackles, tied for 3rd on team w/ 2 PBUs Picked up a season-best 9 tackles at SFA (9/23) 7 tackles, 0.5 TFL, & a QB hurry at UT (9/9) APSU's top-returning tackler w/ 67 tackles in 2022	TKL 13 vs. Eastern Kentucky, 2022 TFL 2.0 vs. Jacksonville State, 2022 INT 1 vs. Jacksonville State, 2022
		#18 MILES RICHARDSON  5-9, 200, GR, ATLANTA, GA Had 2 tackles at LU (9/30) for 1st tackles of APSU career Played 4 seasons at Wofford (2019-22) before transferring 71 tackles, 0.5 TFL, 2 INT, & 6 PBUs in 31 games at Wofford	TKL 9.0 vs. Mercer, 2022* TFL 0.5 vs. Mercer, 2022* INT 1 vs. VMI, 2022*
CB		#13 JEVON McIVER JR. 6-1, 177, R-SO, CHARLOTTE, NC 4th on team w/ 24 tackles, leads team w/ 5 passes defended Led APSU w/ 11 tackles, including 8 solo stops, at SFA (9/23) 1st career INT vs. ETSU (9/16), also APSU's 1st INT of 2023 Spent two seasons at Division II Lenoir-Rhyne (2021-22)	TKL 11 at Stephen F. Austin, 2023 TFL 1.0 at Lindenwood, 2023 INT 1 vs. ETSU, 2023
		#14 CHRISTIAN LEWIS  5-11, 200, GR, FARRELL, PA Recorded 2 tackles & a PBU at LU (9/30) Picked up 4 tackles in APSU debut at SIU (9/2) 73 tackles, 1.5 TFL, 1 INT, & 11 PBUs in 27 games at Albany	TKL 13 at Villanova, 2022* TFL 1.0 vs. Maine, 2021* INT 1 at Syracuse, 2022*
SS		#27 XAVIER SMITH 6-0, 186, R-FR, ATLANTA, GA Picked up 1st collegiate sack in 4-tackle day at LU (9/30) Recorded 5 tackles & 1st career TFL at SFA (9/23) 6 tackles & a forced fumble in collegiate debut at SIU (9/2) Redshirted at Colorado during the 2022 season	TKL 6 at Southern Illinois, 2023 TFL 1.0 at Lindenwood, 2023 INT
		#0 BENJI JOHNSON 6-3, 213, R-SO, HOOKS, TEXAS Recorded first collegiate INT w/ 13-yd return at LU (9/30) Had 3 tackles in back-to-back games at SFA (9/23) & LU Played in 10 games w/ 11 tackles for New Mexico in 2022	TKL 4 at LSU, 2022* TFL INT 1 at Lindenwood, 2023
FS		#2 MICHAEL RUTTLEN JR.  5-9, 197, GR, MT. JULIET, TN 1st INT at APSU, 6th of career w/ 19-yd return at LU (9/30) Picked up 1st solo TFL in 5-tackle day at SFA (9/23) Matched career-high w/ 8 tackles in APSU debut at SIU (9/2) Four seasons at Princeton (2019-22), 1st Team All-Ivy in '22	TKL 8 at Southern Illinois, 2023 TFL 1.0 at Stephen F. Austin, 2023 INT 1 at Lindenwood, 2023
		#20 JADEN LYLES 5-10, 197, SO, HENDERSONVILLE, TN Career-best 5 tackles, with 3 solo stops, vs. ETSU (9/16) Made first start & tallied 3 tackles at UT (9/9) Played in 10 games w/ 6 tackles as a true freshman in 2022	TKL 5 vs. ETSU, 2023 TFL INT
CB		#1 CEDARIUS DOSS 5-8, 176, R-SR, BIRMINGHAM, AL 12th in FCS, tied for UAC lead w/ 2 INTs in 2023 UAC Defensive POW after 2 INT w/ pick-six at SFA (9/23) 7 tackles, 1 forced fumble, & a PBU at UT (9/9) 26 tackles, 4.0 TFL, 2.0 sacks, 1 INT, & 7 PBUs in 2022	TKL 9 at Alabama A&M, 2022 TFL 3.0 at Alabama A&M, 2022 INT 2 at Stephen F. Austin, 2023
		#29 ELLIS ELLIS JR. 6-0, 198, R-FR, HENDERSONVILLE, TN One of 4 Govs w/ multiple special teams tackles this in 2023 Totaled 3 tackles in collegiate debut at SIU (9/2) Redshirted as a true freshman in 2022	TKL 3 at Southern Illinois, 2023 TFL INT

AUSTIN PEAY FOOTBALL

GOVS SPECIAL TEAMS TWO-DEEP

PK		#91 MADDUX TRUJILLO 6-1, 161, JR, FLOWERY BRANCH, GA <i>FRED MITCHELL OUTSTANDING PLACE-KICKER WATCH LIST</i>	Hit 28-yd FG & went 7-7 on PATs at LU (9/30) Matched career-high going 9-9 on PATs vs. ETSU (9/16) 2-for-2 w/ FGs of 45 & 34 yds. at UT (9/9) Already 3rd in APSU history w/ 29 career made field goals	CAREER HIGHS PAT 9 vs. ETSU, 2023 FGM 3 at Tennessee State, 2021 LONG 55 vs. Jacksonville State, 2022
		#35 RILEY STEPHENS 6-3, 189, R-JR, NEW SMYRNA BEACH, FL		PAT FGM LONG
P		#35 RILEY STEPHENS 6-3, 189, R-JR, NEW SMYRNA BEACH, FL	Averaging 41.0 yds per punt in 2023 Downed a career-long 52-yd punt inside the 20 at LU (9/30) One of 4 Govs w/ multiple 2 special teams tackles in 2023 Punted for the 1st time in college career in opener at SIU (9/2)	ATT 6 at Southern Illinois, 2023 AVG 43.8 at Lindenwood, 2023 LONG 52 at Lindenwood, 2023
		#40 TJ HARTLEY 5-11, 167, FR, FAYETTEVILLE, GA	48 punts for 34.7-yd. avg. in prep career at Whitewater HS Had a long punt of 56 yds. w/ 14 punts downed inside the 20 Region 4-4A Special Teams POY & 1st Team All-State in 2022	ATT YDS LONG
KO		#35 RILEY STEPHENS 6-3, 189, R-JR, NEW SMYRNA BEACH, FL	20 touchbacks on 30 kickoffs in 2023, including last 4 kicks Averaging career-best 63.5 yds. per kick in 2023 Forced a fumble on a kickoff at KSU (11/12/22) One of nine Govs w/ 3-or-more special teams tackles in 2022	ATT 10 vs. ETSU, 2023 AVG 65.0 at Stephen F. Austin, 2023 TB 6 at Lindenwood, 2023
		#91 MADDUX TRUJILLO 6-1, 161, JR, FLOWERY BRANCH, GA		ATT YDS TB
KR		#8 KAM THOMAS 5-7, 174, R-SO, BIRMINGHAM, AL	7th in FCS, 1st in UAC w/ 376 combined kick return yds in '23 1,080 combined return yds in career w/ 647 on kickoffs 1 of 6 DI players w/ a kick & punt return for a TD in 2022 94-yd return vs. MUR (10/15/22) was AP's first for TD since '17	ATT 4 at Stephen F. Austin, 2023 YDS 111 at Stephen F. Austin, 2023 LONG 94 vs. Murray State, 2022
		#10 JADEN BARNES 5-7, 171, FR, FAIRBURN, GA	2nd on team w/ 75 combined kick return yards in 2023 4 returns for 49 yards in 2023 w/ a 14-yd long at LU (9/30) Totalled 24 yds on 2 returns in collegiate debut at SIU (9/2)	ATT 2 at Southern Illinois, 2023 YDS 24 at Southern Illinois LONG 14 at Lindenwood, 2023
PR		#8 KAM THOMAS 5-7, 174, R-SO, BIRMINGHAM, AL	6th in FCS, leads UAC w/ 18.1 yds per punt return in 2023 Set APSU record w/ 123 punt return yards vs. ETSU (9/16) 89-yd return for TD vs. ETSU was 2nd longest in APSU history 92-yd return for TD at UCA (10/1) was longest in APSU history	ATT 4 vs. ETSU, 2023 YDS 123 vs. ETSU, 2023 LONG 92 at Central Arkansas, 2022
		#10 JADEN BARNES 5-7, 171, FR, FAIRBURN, GA	1 return for 26 yds vs. ETSU (9/16) Only Gov besides Kam Thomas to return a kick or punt in 2023	ATT 1 vs. ETSU, 2023 YDS 26 vs. ETSU, 2023 LONG 26 vs. ETSU, 2023
LS		#45 ETHAN MYERS 6-0, 211, R-JR, MURFREESBORO, TN APSU's primary long snapper for its last 16 games		
		#88 COREY ROCCHIETTI 5-8, 233, FR, MT. JULIET, TN Prepped as a long snapper at Mt. Juliet HS		
H		#1 TREY GOODMAN 5-11, 175, JR, ATLANTA, GA APSU's primary holder for its last 16 games		
		#16 BRYCE ROBINSON 5-11, 206, R-SR, CLARKSVILLE, TN		

WHAT THE GOVS ARE WEARING

RECORD BY UNIFORM COMBO

Helmet/Jersey/Pants	2023	Walden Era	Streak	Last
Red/Red/Red		3-0	W3	Mississippi Valley St. (9/10/22), W 41-0
Red/Red/White		1-0	W1	Tennessee State (2/28/21), W 27-20
Red/White/Red	0-1	1-3	L2	at Southern Illinois (9/2/23), L 23-49
Red/White/White	1-0	3-0	W3	at Stephen F. Austin (9/23/23), W 22-20
Red/Black/Red		1-1	W1	Murray State (10/15/22), W 52-17
White/White/White	0-1	3-2	L2	at #9 Tennessee (9/9/23), L 13-30
White/White/Red		0-1	L1	at #20 Ole Miss (9/11/21), L 54-17
White/White/Black	1-0	1-2	W1	at Lindenwood (9/30/23), W 52-10
White/Red/White	1-0	1-1	W1	ETSU (9/16/23), W 63-3
Black/Black/Black		1-2	L1	Jacksonville State (10/29/22), L 16-40
Black/Black/Red		1-0	W1	Eastern Illinois (11/6/21), W 42-26
Black/Red/Red		1-0	W1	#16 Eastern Kentucky (9/24/22), W 31-20
Black/Red/Black		1-0	W1	Presbyterian (9/3/22), W 63-0
Black/White/White		0-1	L1	at #12 UT Martin (10/30/21), L 17-16
Black/White/Black		2-0	W2	at North Alabama (11/5/22), W 38-35

2023 UNIFORM TRACKER

Game	Helmet	Jersey	Pants	Game	Helmet	Jersey	Pants
at SIU	Red	White	Red	at SUU			
at UT	White	White	White	UNA			
ETSU	White	Red	White	at EKU			
at SFA	Red	White	White	UTT			
at LU	White	White	Black	UCA			
GWU							

RECORD BY COLOR

Helmet	2023	Walden	Streak
Red	1-1	9-4	W1
White	2-1	5-6	W2
Black	--	6-3	W1
Jersey	2023	Walden	Streak
Red	1-0	7-1	W4
White	2-2	10-9	W2
Black	--	3-3	L1
Gray	--	--	--
Pants	2023	Walden	Streak
Red	0-1	7-5	L2
White	2-1	8-4	W2
Black	1-0	5-4	W2
Gray	--	--	--

AUSTIN PEAY FOOTBALL

STARTING LINEUPS

OFFENSIVE LINE

LT	LG	C	RG	RT
56 Wright	71 Wilkes	55 Armstrong	52 Kirton	50 Smith
55 Armstrong	71 Wilkes	52 Kirton	68 Odom	50 Smith
56 Wright	68 Odom	55 Armstrong	52 Kirton	50 Smith
56 Wright	68 Odom	55 Armstrong	52 Kirton	50 Smith
56 Wright	68 Odom	55 Armstrong	52 Kirton	50 Smith

BACKFIELD

QB	RB
12 DiLiello	22 Jackson
12 DiLiello	5 Evans Jr.
12 DiLiello	5 Evans Jr.
12 DiLiello	22 Jackson
12 DiLiello	22 Jackson

RECEIVERS

WR	WR	WR	TE	WR/TE
1 Goodman	4 Shackelford	8 Thomas	--	13 Lyles
1 Goodman	4 Shackelford	8 Thomas	--	3 Odom
1 Goodman	4 Shackelford	8 Thomas	23 Goco	
1 Goodman	4 Shackelford	8 Thomas	23 Goco	
1 Goodman	4 Shackelford	8 Thomas	23 Goco	

DEFENSIVE LINE

DE	NG	DT	DE/BAN
9 Bates	28 Paul	3 Young	10 Knifeley Jr.
9 Bates	28 Paul	3 Young	10 Knifeley Jr.
9 Bates	28 Paul	3 Young	10 Knifeley Jr.
41 Richmond	46 McCray	3 Young	9 Bates
41 Richmond	46 McCray	3 Young	9 Bates

LINEBACKERS

LB	LB	SPUR	NB/LB
4 Howard	8 Long	6 Chapman	--
4 Howard	8 Long	6 Chapman	--
4 Howard	8 Long	6 Chapman	--
4 Howard	8 Long	6 Chapman	--
4 Howard	8 Long	6 Chapman	

SECONDARY

CB	FS	SS	CB
1 Doss	27 Smith	2 Ruttlen Jr.	13 McIver Jr.
1 Doss	27 Smith	20 Lyles	13 McIver Jr.
1 Doss	12 Ward	2 Ruttlen Jr.	13 McIver Jr.
1 Doss	17 Smith	2 Ruttlen Jr.	13 McIver Jr.
1 Doss	0 Johnson	2 Ruttlen Jr.	13 McIver Jr.

Season-Long Captains: 3 Young, 4 Howard, 8 Thomas, 12 DiLiello, 55 Armstrong
(Season and game captains for each contest are shaded above)

In addition, the following individuals were captains off the bench during the 2023 season: **Jordan Goco** (Southern Illinois); **Jevon Jackson** (ETSU).

STARTING EXPERIENCE

Offense	20	21	22	23	TOT	STR	Defense	20	21	22	23	TOT	STR
Jalen Armstrong, OL	.	.	11	5	16	16	Travis Bates	.	.	.	5	5	5
Jack Baker, TE	.	.	1	.	1	.	Kory Chapman, DB	.	7	6	5	18	11
Mike DiLiello, QB	.	.	11	5	16	16	Cedarius Doss, DB	.	.	4	5	9	6
CJ Evans Jr., RB	8	4	9	2	23	.	Sam Howard, LB	.	.	.	5	5	5
Jordan Goco, TE	.	.	9	3	12	3	Benji Johnson, DB	.	.	.	1	1	1
Trey Goodman, WR	.	1	7	5	13	6	Hosea Knifeley Jr., LB	.	.	2	3	5	.
Jevon Jackson, RB	.	.	1	3	4	2	Tyler Long, LB	.	.	.	5	5	5
Chandler Kirton, OL	.	.	11	5	16	16	Jaden Lyles, DB	.	.	.	1	1	.
Khatib Lyles, WR	.	.	.	1	1	.	J'Vian McCray, DL	.	.	1	2	3	2
Brady Odom, OL	.	.	.	4	4	4	Jevon McIver Jr., DB	.	.	.	5	5	5
Kenny Odom, WR	.	.	.	1	1	.	KJ Murden, DB	1	.	.	.	1	.
Conner Parsons, OL	.	.	2	.	2	.	Gardy Paul, DL	.	.	.	3	3	.
Tre Shackelford, WR	.	1	1	5	7	5	Darius Richmond, DL	.	.	.	2	2	2
Brennan Smith, OL	.	.	8	5	13	10	Michael Ruttlen Jr., DB	.	.	.	4	4	3
Kam Thomas, WR	.	.	.	5	5	5	Xavier Smith, DB	.	.	.	3	3	.
Harrison Wilkes, OL	.	2	11	2	15	.	Jaheim Ward, DB	.	.	2	1	3	.
Isaiah Wright, OL	.	.	11	4	15	3	Jau'Von Young, DL	2	7	10	5	24	15

TRE, TREY, AND... KAM

Trey Goodman, Tre Shackelford, and Kam Thomas lead the Gobs in receptions and receiving yards this season. Goodman has 13 catches to go with team-leading marks of 297 yards, four touchdowns, and 22.8 yards per catch. Shackelford has a team-high 21 receptions for 332 yards, one touchdown, and an 11.0-yard average while Thomas has 16 catches for 249 yards, 15.6 yards per game, and a 15.6-yard average – he ranks second on the team in all three categories. Goodman's four touchdown receptions rank 15th in the FCS and fourth in the United Athletic Conference

ALL THE GOVERNORS RECEIVERS

In addition to Goodman, Shackelford, and Thomas, 13 total Gobs have a reception this season with 11 of those players having multiple receptions. Kenny Odom has 13 receptions for 124 yards and two touchdowns while Jaden Barnes and MJ Singleton have 11 catches for 151 yards and 13 catches for 143 yards, respectively. Jordan Goco, Brenen Hawkins, and Khatib Lyles each have a touchdown reception for the Gobs as well, bringing the number of receivers with a scoring grab to seven.

THE JJ SHOW


In two games since CJ Evans Jr. went down for the remainder of the season, Jevon Jackson has averaged 177.5 yards per game with three touchdowns and an average of 7.25 yards per carry on 49 rushing attempts. Jackson ran for 197 yards and a touchdown against Stephen F. Austin before totaling 158 yards and two scores on the ground against Lindenwood. Jackson ranks 21st in the FCS in rushing yards per game (89.4), 28th in rushing yards (447), and 50th in rushing touchdowns (4) – he is second in the UAC in all three categories. Jackson also ranks 25th in the country and third in the UAC with 6.21 yards per carry.

CULTIVATING MASS

Austin Peay returns all five of its starting offensive linemen from 2022 in Isaiah Wright (LT), Harrison Wilkes (LG), Jalen Armstrong (C), Chandler Kirton (RG), and Brennan Smith (RT). With the addition of graduate transfer Brady Odom, who has started the last four games with three starts at left guard and one at right guard, the six linemen account for 77-of-80 starts in Austin Peay's last 16 games. The current starting five of Wright, Kirton, Armstrong, Odom, and Smith average 292.4 pounds across the front. Wright – who played the 2022 season at 252 pounds – tacked on 55 pounds in the offseason and weighed in at 307, the heaviest of the group, with Armstrong weighing in at 295, Kirton and Smith at 290, and Odom at 280.

THE TOTAL QUARTERBACK

Mike DiLiello's 395 yards of total offense in Week 5 against Lindenwood gives him 7,358 yards of total offense in his collegiate career. DiLiello has 1,460 yards of total offense this season after racking up a career-best 2,893 yards of total offense last season, which was good for the second-best single-season total in APSU history. DiLiello averaged 263.0 yards of total offense per game in 2022, which was the second-best season average in Austin Peay history behind the 269.3 yards of total offense that Draylen Ellis averaged during the 2021 season. DiLiello is averaging 292.0 yards of total offense per game in 2023.



MIKE D THE QB

Mike DiLiello (#12) completed 37 passes for 441 yards and 5 touchdowns against ETSU; his 37 completions are tied for the second-best single-game total in the FCS this season while his 5 touchdowns and 441 yards are the third-best FCS single-game totals. Through five games, DiLiello ranks eighth in the FCS in total offense (292.0), eighth in points responsible for per game (16.8), 12th in passing yards per game (269.0), 12th in passing efficiency (154.1), 14th in completion percentage (.673), – he leads the UAC in all five categories. DiLiello also ranks 12th in the FCS in passing TDs (12) and 18th in passing yards (1,345).

NO SACKS FOR YOU

Despite playing 12 offensive linemen, four quarterbacks, and four running backs, APSU did not allow a sack against Lindenwood while throwing the ball 36 times. Before the Week 5 game against Lindenwood, the last time the Gobs kept their opponent out of the sack column was when they did not allow a sack against No. 8 Alabama (11/19/22) at Bryant-Denny Stadium in Tuscaloosa.

EARLY AND OFTEN

During its current three-game winning streak, Austin Peay has posted 28-point first quarters against both ETSU and Lindenwood. The Governors are outscoring their opponents 18.7-2.3 in the first quarter and 25.7-6.7 in the first half during the winning streak. In their Week 5 contest at Lindenwood, the Governors needed less than 11 minutes to rack up 28 points against the Lions.

WALDEN'S MARCH TO THE END ZONE

In the second quarter of its Week 3 win against ETSU, Austin Peay embarked on a 17-play, 84-yard drive that amassed 6:29 of the clock and ended with an 11-yard touchdown pass to Brenen Hawkins. In 423 offensive drives during the Scotty Walden Era, that was the fourth drive of 17-plus plays and the second-longest touchdown drive behind a 20-play, 75-yard drive that lasted 7:13 and ended with a one-yard Ahmaad Tanner touchdown run against Jacksonville State (3/28/21). A full breakdown of the Governors' drives this season and during the Scotty Walden Era can be found on page 31 of the game notes.

THE BEST NO. 52

A 2022 HERO Sports Freshman All-America and 2023 Preseason All-UAC selection, right guard Chandler Kirton was named the best player in the country who wears the No. 52 in the HERO Sports 2023 FCS Jersey Countdown. In 390 pass-blocking reps recorded by Pro Football Focus last season, Kirton allowed just three sacks, four hits, and seven hurries for a 97.7 efficiency rating.

TOP OFFENSIVE PERFORMANCES

RUSHING (MIN. 30 YDS)

Player (Opponent)	Att	Yds	TD
Jevon Jackson (SFA)	26	197	1
Jevon Jackson (LU)	23	158	2
CJ Evans Jr. (ETSU)	14	102	0
Jevon Jackson (ETSU)	11	48	1
Mike DiLiello (LU)	5	46	1
Kam Thomas (LU)	5	39	0
Mike DiLiello (UT)	21	36	0
Mike DiLiello (SFA)	14	31	0
CJ Evans Jr. (SIU)	8	30	1

PASSING (MIN. 100 YDS)

Player (Opponent)	Cmp	Att	Int	Yds	TD
Mike DiLiello (ETSU)	37	46	0	441	5
Mike DiLiello (LU)	15	30	1	349	3
Mike DiLiello (UT)	29	39	1	260	1
Mike DiLiello (SIU)	20	34	2	214	2

RECEIVING (MIN. 30 YDS)

Player (Opponent)	Rec	Yds	TD
Jaden Barnes (ETSU)	7	121	0
Kam Thomas (LU)	2	92	2
Tre Shackelford (ETSU)	9	91	1
Trey Goodman (LU)	2	82	1
Trey Goodman (SFA)	3	80	1
Tre Shackelford (LU)	3	78	0
MJ Singleton (ETSU)	3	74	0
Kam Thomas (SIU)	5	72	1
Trey Goodman (UT)	3	70	1
Kenny Odom (SIU)	4	66	1

DEFENSIVE STANDS

CAPTAIN SAM

Sam Howard ranks 70th in the FCS and is tied for sixth in the UAC with 7.8 tackles per game, he also is tied for eighth in the conference with 1.0 tackles for loss per game this season. Howard, who recorded just 15 tackles in 16 games during his first three seasons at Austin Peay, opened the season with 10 tackles at Southern Illinois and 13 tackles at Tennessee, making him the first Gov with back-to-back double-digit tackle outings since Shamari Simmons during the final two games of the 2022 season. Howard's 13 tackles at No. 9 Tennessee are tied for the fifth-best single-game total in the league this season and ranks second by a Gov.

THE LONG GAME

A Preseason All-UAC selection, Tyler Long ranks 39th in the FCS and fourth in the UAC with 8.6 tackles per game this season. In his APSU debut against SIU, Long led the Govs with a career-high 17 tackles – his ninth career double-digit tackle performance – and the best single-game tackle total by a Gov since Gunnar Scholoto recorded 17 tackles against Tennessee State in 2018. The 17-tackle outing is tied for the ninth-best single-game mark in the FCS this season and is the best single-game total in the UAC. Last season at Norfolk State, Long recorded 106 tackles and ranked 19th in the FCS with 9.6 tackles per game, he also led the Spartans with 7.0 tackles for loss and 5.0 sacks.

TWO FOR ONE

Trailing Stephen F. Austin, 20-7, late in the third quarter, Cedarius Doss intercepted a pass and returned it 20 yards for a touchdown. Two plays later, Doss intercepted another pass and set up the Govs' game-tying drive. Doss is one of 25 FCS players to record a two-pick game this season. However, Doss is one of only three players with two interceptions that includes a pick-six. Doss is the first Gov with a two-pick game since Demetries Ford at Kennesaw State in 2022, he also is the first Governor with a pick-six since Koby Perry and Johnathon Edwards each had one at UT Martin in 2021. Doss' two interceptions are tied for the United Athletic Conference lead and are tied for 12th in the FCS.

THE NEW ONE THREE

Cornerback Jevon McIver Jr. leads the Govs with four pass breakups and five passes defended this season, he also ranks fourth on the team with 24 tackles. McIver Jr. recorded APSU's first interception of the season with his first-career pick against ETSU and followed that performance by leading the Govs with a career-best 11 tackles – with eight solo stops – against Stephen F. Austin. Last time out, McIver Jr. totaled four tackles and a pair of pass breakups to go along with his first-career tackle for loss against Lindenwood.

THE SMOKY MOUNTAIN KID

Garrett Hawkins led the Govs with nine tackles against Lindenwood en route to his first UAC Freshman of the Week honors. Hawkins has 13 tackles, a tackle for loss, and a pass breakup in his first five games to go along with a fumble recovery that he returned five yards for a TD to cap the scoring in the Govs' win against ETSU. Hawkins' scoop-and-score was the first by a Gov since Antoine Williams' 60-yard fumble recovery touchdown against Alabama A&M (9/17/22).



PICK THREE

After a tipped pass led to graduate defensive lineman **Jau'Von Young's (#3)** 📵 first career interception, Benji Johnson and Michael Ruttlen Jr. each recorded their first picks as Governors in the first quarter against Lindenwood to help build a 28-0 lead after the first 15 minutes. All three interceptions led to Austin Peay touchdowns and the Governors outscored Lindenwood 21-0 in points off turnovers in the contest. The Govs' three interceptions are tied for the best single-game total in the United Athletic Conference this season and their 10 total passes defended are tied for the 14th-best game in the FCS this season.

THIRD-AND-GONE

After holding Lindenwood to just 6-of-20 on third downs, APSU's defense is tied for fourth in the FCS with a 24.3 percent (17-70) conversion rate on third downs. The Govs forced a season-best five three-and-outs against Lindenwood and now have three-and-outs on 22.1 percent (15-68) of their opponents' drives.

STONE-COLD TAKEAWAYS

In 33 games under Scotty Walden, Austin Peay has had 65 turnovers gained with 45 interceptions and 20 fumble recoveries. The Govs have recorded an interception in 23 of 33 games and have a turnover gained in 30 of 33 games during the Walden Era. This season, the Govs have 10 turnovers gained, which ranks 22nd in the FCS and third in the UAC. The Govs have recovered four fumble recoveries, which ranks 29th in the FCS and fourth in the UAC, and have intercepted six passes in their last three games, which ranks 18th in the FCS and third in the UAC despite not recording a pick in the first two games of the year.

STUFFING THE RUN

In 29 FCS games under Scotty Walden, Austin Peay has only allowed two teams to rush for more than 200 yards in a game with North Alabama (11/5/22) and Lindenwood (9/30/23) totaling 260 and 202 yards on the ground, respectively. The Governors have held their opponents to fewer than 100 yards 11 times, including a 34-yard rushing day for Murray State in 2022, which was the fewest yards the Govs have allowed during the Walden Era.

CHECKERBOARD FILIBUSTER

Before the Week 2 game between Austin Peay and Tennessee, the Volunteers had only been held without a touchdown in the first quarter twice since Josh Heupel took over as the head coach in 2021. The Governors joined Florida and Georgia – both during the 2022 season – as the third team to keep the Vols out of the checkerboards in the first quarter during the Heupel Era at Tennessee.

TOP DEFENSIVE PERFORMANCES

TACKLE LEADERS

Player (Opponent)	UT	Ast	Tot
Tyler Long (SIU)	2	15	17
Sam Howard (UT)	6	7	13
Jevon McIver Jr. (SFA)	8	3	11
Jaheim Ward (UT)	2	8	10
Sam Howard (SIU)	3	7	10
Garrett Hawkins (LU)	6	3	9
Kory Chapman (SFA)	6	3	9
Hosea Knifeley Jr. (SIU)	3	6	9

TACKLES FOR LOSS/SACKS

Player (Opponent)	TFL	Sacks
Hosea Knifeley Jr. (LU)	2.0	2.0
Sam Howard (UT)	1.5	0.0
Sam Howard (SFA)	1.5	0.0

INTERCEPTIONS/PASS BREAKUPS

Player (Opponent)	INT	PBU
Cedarius Doss (SFA)	2	0
Michael Ruttlen Jr. (LU)	1	0
Benji Johnson (LU)	1	0
Jau'Von Young (LU)	1	0
Jevon McIver Jr. (ETSU)	1	0
Jevon McIver Jr. (LU)	0	2
Jaheim Ward (UT)	0	2

SPECIAL TEAMS HIGHLIGHTS

AUTO-MADDUX

Maddux Trujillo has led the Governors in scoring the past two seasons with 78 points in 2021 and 77 points in 2022 – the eighth and tenth-best single-season totals in program history. Trujillo, who matched his career high with nine PATs against ETSU, is 21-of-23 on PATs and 4-for-4 on field goals to lead the Governors with 33 points this season, he also ranks seventh in the UAC with 6.6 points per game. Trujillo has connected on field goals of 28, 29, 34, and 45 yards this season and is on a streak of four straight made field goals.

FROM DISTANCE

Maddux Trujillo drilled a program-record-tying 55-yard field goal as time expired in the first half against Jacksonville State last season. The 55-yard field goal was the sixth-longest in the FCS during the 2022 season, the longest-made field goal in ASUN Conference history, and tied Brian Yarbrough's Austin Peay record, which was set in 1983 against Western Kentucky. Trujillo's 55-yard field goal was only the eighth 50-plus-yard field goal made in APSU history.

BACK DEEP FOR THE GOVS

Kam Thomas earned UAC Special Teams Player of the Week honors, Sept. 18, after he set the Austin Peay single-game record and posted the third-best single-game total in the FCS this season with 123 punt return yards against ETSU – it was the first 100-yard punt return game in program history. Thomas is tied for second in the FCS in punt return touchdowns and is one of 20 players to return a punt for a touchdown this season, he also ranks second in the FCS and leads the UAC in punt return average (20.9). Thomas ranks third in the UAC in kickoff return average (20.9) while ranking seventh in the FCS and leading the conference in combined kick return yards (376).

KAM THE RETURNER

Through 19 career games, Kam Thomas ranks ninth in Austin Peay history with 1,080 combined kick return yards – he has 647 yards on kickoffs and 433 yards on punts. Thomas became the 11th Governor with 1,000-plus combined kick return yards in their career when he totaled a career-high 111 kickoff return yards against Stephen F. Austin. With three combined kick returns for touchdowns – all for 80-plus yards – Thomas is halfway to Terrence Holt's Austin Peay record of six combined kick returns for touchdowns and has already equaled Holt with three special teams scores of 80 yards or more.

RILEY LIFTS OFF

Riley Stephens has made kick-coverage duties pretty simple for the Govs during his tenure, blasting 88-of-164 kickoff attempts for touchbacks in the last three seasons. Stephens is averaging a career-best 63.5 yards per kickoff this season, which brings his career average to 61.7 yards per kick. Last season, Stephens and the Governors' kick coverage team pinned 12 returns inside the 25-yard line – a feat they have already accomplished six times in five games during the 2023 season after pinning Lindenwood inside the 25-yard line once.



KAM CAN FLY

Last season, **Kam Thomas (#8)** 🏈 was one of six DI players to return a kick and a punt for a touchdown. Thomas' 92-yard punt return touchdown at Central Arkansas (10/1/22) was the longest in APSU history and longest in the FCS in 2022, he followed that with a 94-yard kick return touchdown against Murray State (10/15/22), which was the seventh-longest in APSU history. Thomas returned a punt 89 yards for a touchdown against ETSU in Week 3 and now has the two longest punt returns in APSU history – also the longest at the DI level this season. He has three return touchdowns of 80-plus yards in his last 11 games.

AND HE CAN PUNT

Riley Stephens made his collegiate debut at punter in the season opener at Southern Illinois. Stephen's first punt went 39 yards and was fair caught at the 39-yard line, he has since punted 17 times for 697 yards and a 41.0-yard average with a long of 52 yards and three punts downed inside the 20-yard line. Stephens had his best game as a punter at Lindenwood, averaging a career-best 43.75 yards with a career-high two kicks downed inside the 20-yard line, including a career-long 52-yard boot. Stephens also had one punt fair caught against the Lions and now has seven fair catches on 17 punts this season.

KICKIN' & HITTIN'

During the 2022 season, Riley Stephens made three tackles on kickoffs and forced a fumble in the fourth quarter against Kennesaw State. Stephens was one of nine Govs with three or more special teams tackles last season and was the only Austin Peay specialist with a tackle. This season, Stephens has two special teams tackles and is one of four Governors with multiple tackles on special teams, he is also one of just two Govs with a tackle on both kickoff and punt coverage.

TRUE-JILLO

As a freshman in 2021, Maddux Trujillo broke the Austin Peay single-season record with a 77.8 field-goal percentage and tied the single-season record with 14 made field goals. Through two seasons and five games at Austin Peay, Trujillo ranks third in program history in field goals made (29), tied for fourth in field goals attempted (42), first in field-goal percentage (.691), tied for second in PATs made (101), third in PATs attempted (106), and tied for third in PAT percentage (.952).

SPECIAL TEAMS TACKLES LEADERS

TOTAL SPECIAL TEAMS TACKLES

Player	Tot
Xavier Smith	3
Ellis Ellis Jr.	2
Austin Skoglund	2
Riley Stephens	2

KICKOFF RETURN TACKLES

Player	TKL
Ellis Ellis Jr.	2
Frank Caldwell III	1
Kory Chapman	1
Cedarius Doss	1
Javen Edmiston	1
Tae Gayden	1
Jaden Lyles	1
Austin Skoglund	1
Riley Stephens	1
Tra Stover	1

PUNT RETURN TACKLES

Player	TKL
Xavier Smith	3
Kahtib Lyles	1
Denver Parker	1
Austin Skoglund	1
Riley Stepehens	1

QB1 FOR CAMPBELL TROPHY

The National Football Foundation & College Hall of Fame (NFF) named Austin Peay quarterback Mike DiLiello one of the record-breaking 201 semifinalists for the 2023 William V. Campbell Trophy, college football's premier scholar-athlete award. DiLiello is one of 39 FCS players who were named a semifinalist for the Campbell Trophy and is one of 121 nominees who have already earned their bachelor's degree. The NFF will announce 12-14 finalists on Oct. 25, and each of them will receive an \$18,000 postgraduate scholarship as a member of the 2023 NFF National Scholar-Athlete Class. The finalists will travel to the ARIA Resort & Casino in Las Vegas for the 65th NFF Annual Awards Dinner on Dec. 5, where one member of the class will be declared as the winner of the 34th Campbell Trophy and have his postgraduate scholarship increased to \$25,000.

TOTAL GOV CONCEPT

Sam Howard was one of two NCAA student-athletes to receive the Accelerating Academic Success Program (AASP) Career Development Award for the 2022-23 academic year. To be eligible for the AASP Career Development Award, student-athletes must be enrolled at an AASP-eligible institution, be interested in pursuing a career in athletics, have completed their sophomore year, have a cumulative grade-point average of 2.8 or higher, be eligible for athletics competition, and be available to attend both professional development events. The first Austin Peay student-athlete to receive this honor, Howard represented the Govs at the 2023 Career in Sports Forum and the 2023 AASP Annual Conference.

HOWARD ON OVERSIGHT COMMITTEE'S SACG

Sam Howard accepted an appointment to the NCAA Division I Football Oversight Committee Student-Athlete Connection Group (SACG), the NCAA announced Sept. 22. Howard's term of service on the SACG continues through June 30, 2024. The SACG features 52 current football student-athletes, representing every conference and independent at the FBS and FCS level. In the past, the SACG's work has helped create changes in the recruiting calendar and saw the number of games to retain redshirt status increased to four games without taking away a year of eligibility.

THE RETURN OF SWERVE

After spending his first five seasons in the Canadian Football League with the Saskatchewan Rough Riders, Austin Peay alumnus Kyran Moore signed with the Edmonton Elks as a free agent on Feb. 14, 2023. In 16 games with the Elks this season, Moore has made 62 receptions for 662 yards and two touchdowns, highlighted by a 70-yard touchdown grab against Winnipeg, Aug. 10. In his CFL career, Moore has made 272 catches for 3,009 yards and 12 touchdowns to go along with a pair of touchdowns on punt returns.

#STANDGUARD

On Aug. 9, the NFL announced that the exclusive rights to 28 players were assigned to NFL teams with Austin Peay alumni Kordell Jackson and Kentel Williams both being assigned to the Orlando Guardians. Jackson most recently played for the Frisco Fighters of the Indoor Football League, where he earned 2023 IFL Defensive Rookie of the Year honors after leading the league in interceptions and passes defended. Jackson broke up a total of 31 passes and intercepted eight passes, returning three of them for touchdowns.

GO D.J.

Austin Peay alumnus D.J. Montgomery was signed to the Indianapolis Colts practice squad on Aug. 30 after most recently spending time with the USFL's Michigan Panthers. The 6-1, 201-pound wide receiver spent time with the Colts and Houston Texans during the 2022 training camp after spending the 2021 season with the New York Jets, catching three passes for 36 yards in three appearances. Montgomery signed with Cleveland as an undrafted free agent in 2019 and spent his rookie season on the Browns' Injured Reserve List.



JC16

On July 21, 2023, Jeremiah Collins, a freshman on the Austin Peay football team, tragically passed away. Collins will serve as the Govs' honorary team captain this season. A native of Louisville, Kentucky, he graduated from Oakland High School in Murfreesboro, Tennessee, in May 2023. Collins was a member of the Patriots' 2022 TSSAA 6A State Championship team. Born Oct. 11, 2004, Jeremiah Dujan Collins is the son of Melvin Collins and Regina Saulsberry, he has eight siblings: Xavier Collins, Erick Lindsay, James Monroe, Jr., Jayshawn Monroe, Darias Collins, Nicole Santander, Nicari Polk, and Paris Peterson.

THERE SHOULD BE A CAPTAIN IN THERE SOMEWHERE

Prior to the season opener, the Govs voted for their five season-long team captains with the team selecting offensive lineman Jalen Armstrong, quarterback Mike DiLiello, linebacker Sam Howard, wide receiver Kam Thomas, and defensive lineman JauVon Young. In addition, Jeremiah Collins will serve as an honorary team captain for Austin Peay this season. Austin Peay will supplement its season-long captains with weekly game captains.

UNITY IS THE SECRET

Along with team captains, the Govs selected 13 student-athletes who stood out as leaders to represent each class and position on the Unity Council. The members of the Unity Council are Jalen Armstrong, Kory Chapman, Mike DiLiello, Cedarius Doss, CJ Evans Jr., Jordan Goco, Trey Goodman, Garrett Hawkins, Sam Howard, Jevon Jackson, Hosea Knifeley Jr., Maddux Trujillo, and JauVon Young.

DIPLOMA IN ONE HAND

Despite 63 of the 105 student-athletes on Austin Peay's 2023 football roster being underclassmen (redshirt sophomores and younger), there are 15 Govs that have a bachelor's degree in hand and are pursuing post-graduate degrees or a second bachelor's degree. According to The National Football Foundation & College Hall of Fame, Austin Peay's 15 graduate students are tied for the 14th most in the FCS and make it one of 17 FCS programs with 15-plus graduate students on the 2023 roster. The 15 graduate students are denoted with a 🎓 on the roster and will wear a graduate patch on their uniform this season.

RAIN ON YOUR PARADE

The Governors have got the job done in wet weather, winning eight of their last 10 games when rain – or thunderstorms – intervene during the contest. Since 2018, Austin Peay is 9-4 in games played in inclement weather.

Year	Opponent	Location	Weather	Result	Score
2018	S08 Presbyterian	Clarksville	Rain/Thunder	W	24-0
	S22 UT Martin	Martin	Rain	L	7-37
2019	O19 Tennessee State	Nashville	Light Rain	L	24-26
	O26 Tennessee Tech	Cookeville	Rain/Wind	W	58-21
	N23 Eastern Illinois	Clarksville	Rain	W	35-7
	N30 Furman	Clarksville	Rain/Thunder	W	42-6
	D07 Sacramento State	Sacramento	Heavy Rain	W	42-28
2020	F28 Tennessee State	Clarksville	Heavy Rain	W	27-20
	M14 Southeast Missouri	Cape Girardeau	Showers	W	49-42 OT2
2021	A27 Tennessee State	Clarksville	Rain	L	22-24
	2022	A27 Western Kentucky	Bowling Green	Rain	L
2022	S03 Presbyterian	Clarksville	Showers	W	63-0
	S10 Mississippi Valley St.	Clarksville	Showers	W	41-0

SCOTTY WALDEN

Head Coach • Fourth Season at Austin Peay

Career Record: 28-19 (4 seasons)

Alma Mater: Sul Ross State, 2012

Innovative and energetic are two words Austin Peay State University Vice President and Director of Athletics Gerald Harrison used to describe his hiring of Scotty Walden as the University's 21st head football coach in November 2020.

In his third season at Austin Peay, Walden led the Governors to the 2022 ASUN Conference Football Championship. He then agreed in February 2023 to a contract extension through the 2025 season.

Walden, who at age 30 when he was hired was the youngest head coach at the Division I level, has led the Governors to 17 wins in his first three seasons – in just over two calendar years. He already is tied for the seventh most wins in program history and is three victories away from becoming the fifth head coach to win 20 games at Austin Peay.

In five of six semesters since Walden arrived, the Austin Peay football team has posted a 3.00 team grade-point average, including a program record 3.28 GPA during the spring 2022 semester. The Governors also claimed the 2020-21 and 2021-22 OVC Team Academic Achievement Awards, which were presented annually in each of the 17 conference-sponsored sports to the member institution's team with the greatest percentage of its eligible student-athletes who achieved a 3.25 GPA or higher.

Walden has had 28 players earn all-conference honors and four earn all-newcomer recognition at Austin Peay. During the 2020-21 season, DeAngelo Wilson became the third player in program history to be named the OVC Offensive Player of the Year and Draylen Ellis became the second Governor named OVC Freshman of the Year. The following year, Koby Perry was named the 2021 OVC Defensive Player of the Year, making him the third Gov to receive that award and the first since 1978.

Walden also has coached four Consensus All-America selections – Kordell Jackson (2020), Wilson (2020), Johnathon Edwards (2021), and Perry (2021) – during his time in Clarksville. Bucky Williams also was an American Football Coaches Association Second Team All-American and a HERO Sports Sophomore All-American in 2020; while Ellis and Terrell Allen received Sophomore All-America honors in 2021. Finally, Drae McCray picked up HERO Sports All-America honors in 2021.



COACHING EXPERIENCE

- 2020-present: Austin Peay (Head Coach)
- 2020: Southern Miss (Interim Head Coach)
- 2019-20: Southern Miss (co-Offensive Coordinator/Wide Receivers)
- 2018: Southern Miss (Wide Receivers)
- 2017: Southern Miss (Wide Receivers/Tight Ends)
- 2016: East Texas Baptist (Head Coach)
- 2013-15: East Texas Baptist (Offensive Coordinator)
- 2012: Sul Ross State (Offensive Coordinator)

PLAYING EXPERIENCE

- 2011: Sul Ross State (Quarterback)
- 2009-10: Hardin-Simmons (Quarterback/Defensive Back)
- 2008: Dordt College (Quarterback)

EDUCATION

- Sul Ross State, 2012 (M.Ed., Educational Leadership)
- Sul Ross State, 2012 (B.A. History)

FAMILY

- Spouse: Callie
- Son: Luca



AUSTIN PEAY FOOTBALL

HEAD COACH

Prior to joining Austin Peay, Walden served as head coach at Southern Miss to start the 2020 season. He was named the Golden Eagles' head coach after the opening game of the 2020 campaign after three seasons on the USM staff, including one season as co-offensive coordinator.

Considered one of the youngest and brightest offensive minds in collegiate football, the American Football Coaches Association tabbed Walden as a Top 35 coach under 35 years of age in 2019.

Prior to his move to Southern Miss, Walden was the head coach at East Texas Baptist during the 2016 season. Promoted following Joshua Eargle's departure to join Austin Peay's coaching staff as offensive line coach and run game coordinator, he was the youngest head coach (26 years old) at any NCAA school that season. He led the Tigers to a 7-3 mark in his lone season at the ETBU helm, and they led all Division III

teams in scoring offense (49.9 points per game) while finishing second in total offense (564.3 yards per game) and sixth in passing offense (365.3 yards per game).

In his three years as offensive coordinator at ETBU, Walden's offense re-wrote the program's record book for individual, single-game, and season records while being nationally known for passing and scoring. In his time as an assistant, ETBU football student-athletes broke a combined 26 individual and team records.

A highly regarded offensive innovator, Walden has shared his philosophies on the national level with his peers. In the summer of 2015, he was a special speaker at the Spread Offense Football Clinic in Chicago. His first national speaking engagement came when he was a special speaker at the 2012 Nike Coach of the Year Clinic in Dallas.

WALDEN'S CAREER SUMMARY

AUSTIN PEAY (2020-CURRENT)

2022: Coaching his third season at Austin Peay in just over two calendar years, he led the Governors to their third conference title in program history with a 7-4 overall record and a 3-2 mark in the ASUN Conference. The Governors were the top defense in the ASUN, ranking fourth in the FCS in third-down conversion defense (.308), 12th in total defense (317.2 ypg), 19th in passing defense (188.7 pyppg), and 32nd in scoring defense (22.2 ppg) – they led the conference in all four categories. The Gobs also ranked second in the ASUN and 20th in the FCS in rushing defense, holding opponents to just 128.5 yards on the ground per game. The Austin Peay defense was one of just two in the FCS that posted multiple shutouts during the 2022 seasons. On offense, APSU averaged 202.3 rushing yards and 243.3 passing yards per game, marking the first time in program history that the Gobs averaged 200-plus rushing and passing yards per game in the same season. Quarterback Mike DiLiello became just the fourth Gov to throw 20 touchdowns and the seventh to pass for 2,000 yards in a season when he threw for 21 touchdowns and 2,447 yards, which were the fourth and fifth-best marks in program history, respectively. Wide receiver Drae McCray also became just the fourth 1,000-yard receiver in program history when he hauled in 76 catches for 1,021 yards and nine touchdowns. McCray's 76 catches are the third-best season in APSU history and his nine scoring grabs are tied for the sixth-best single-season total in program history.

2021: Became only the third head coach in program history to record double-digit wins in their first 18 games. His 10 wins trailed only College Football Hall of Fame coach Boots Donnelly (12 wins, 1977-78) and Watson Brown (11). The Gobs tied a program record with seven First Team All-OVC selections and the team's 14 All-OVC picks set a record with six underclassmen recognized. In addition, defensive backs Johnathan Edwards and Koby Perry became the first Austin

Peay teammates to be named Consensus All-Americans in the same season. Perry also was named OVC Defensive Player of the Year, the first APSU athlete to earn that honor since 1978.

2020: Named Austin Peay head coach on Nov. 2, 2020, and led the Governors during a six-game Ohio Valley Conference schedule that was played in Spring 2021. Led APSU to a 4-2 record in his first league campaign and had nine players earn All-OVC honors. In his first season, wide receiver DeAngelo Wilson and quarterback Draylen Ellis were the league's offensive and newcomer of the year, respectively.

SOUTHERN MISS (2017-20)

2020: Named head coach prior to Week 2 contest after Jay Hopson announced his resignation. USM won his debut, defeating North Texas, and he was head coach for four games before taking over at Austin Peay.

2019: Elevated to co-offensive coordinator prior to the season while continuing role as wide receivers coach. Wide receiver Quez Watkins was a First Team All-Conference USA selection after leading all conference receivers with 64 receptions and 1,178 receiving yards (17th in FBS), while his 107.1 receiving yards per game ranked sixth among FBS receivers. Watkins was selected in the sixth round of the 2020 NFL Draft by the Philadelphia Eagles. Southern Miss was selected to play in the 2019 Lockheed Martin Armed Forces Bowl.

2018: Continued duties as wide receivers coach. Wide receiver Quez Watkins earned his first First Team All-CUSA honors after leading USM with 72 catches for 889 yards while his 6.5 receptions per game led all C-USA receivers.

2017: Hired by Southern Miss as wide receivers and tight ends coach. Coached wide receiver Allenzae Staggers to 44 receptions and 471 yards during his rookie season. Southern Miss played in the Walk-On's Independence Bowl.

WALDEN YEAR-BY-YEAR

CAREER RECORD		28-19	.596	AT AUSTIN PEAY		20-13	.606
CONFERENCE RECORD (at APSU)		12-6	.667	UAC RECORD		1-0	1.000
Year	School	Overall		Conference			Notes/Postseason/Awards
		Record	Pct.	Record	Pct.	Finish	
2012	<i>Sul Ross State (OC)</i>	5-5	.500	4-3	.571	4th	
2013	<i>East Texas Baptist (OC)</i>	3-7	.300	1-5	.167	t-6th	
2014	<i>East Texas Baptist (OC)</i>	4-6	.400	1-4	.200	t-4th	
2015	<i>East Texas Baptist (OC)</i>	7-3	.700	4-1	.800	t-1st	American Southwest Conference Champions
2016	East Texas Baptist	7-3	.700	3-3	.500	4th	
2017	<i>Southern Miss (WR/TE)</i>	8-5	.615	6-2	.750	2nd-W	Independence Bowl participant
2018	<i>Southern Miss (WR)</i>	6-5	.545	5-3	.625	2nd-W	
2019	<i>Southern Miss (OC/WR)</i>	7-6	.538	5-3	.625	3rd-W	Armed Forces Bowl participant
2020	<i>Southern Miss (OC/WR)</i>	0-1	.000	0-0	—	—	
	Southern Miss	1-3	.250	1-1	.500	—	Assumed USM head coaching duties prior to Sept. 19 game
	Austin Peay	4-2	.667	4-2	.667	3rd	Named APSU head coach Nov. 2, 2020/APSU played spring OVC slate
2021	Austin Peay	6-5	.545	4-2	.667	t-2nd	
2022	Austin Peay	7-4	.636	3-2	.600		Inaugural ASUN Conference Football Champions
2023	Austin Peay	3-2	.600	1-0	1.000	—	Inaugural season in United Athletic Conference

NOTE: Years and W-L Records as Head Coach in bold; Years as Assistant Coach in italics, assistant coach position in parentheses

AUSTIN PEAY FOOTBALL

HEAD COACH

EAST TEXAS BAPTIST (2013-16)

2016: Named head coach at ETBU following Joshua Eargle's departure to join Austin Peay's coaching staff under Will Healy. Was the youngest head coach (26 years old) at an NCAA football program that season. In his lone year at the ETBU helm, the Tigers led all NCAA teams in scoring offense (49.9 points per game) while finishing second in total offense (564.3 yards per game) and sixth in passing offense (365.3 yards per game). Wide receiver Chase Sojka finished the season with 83 receptions for 1,074 yards and Richard Johnson added 911 yards on 52 receptions.

2015: Member of staff that led Tigers' to a share of the 2015 American Southwest Conference championship, the program's first title since 2003. His offense produced four All-ASC first-team selections that season, two of whom also received D3football.com All-Region awards, and two were USA Football Network All-American team picks. Wide receiver Tyler Bates recorded 1,251 yards on 74 receptions that season as quarterback Josh Warbington passed for 2,180 yards and finished 28th among Division III passers with a 157.5 pass efficiency rating.

2014: Coached Warbington to 2014 Gagliardi Trophy semifinalist honors after he passed for a program-record 3,580 yards, and his Division III-leading 358.0 passing yards per game. The Tigers offense also produced two 1,000-yard receivers as Stephen Alfred finished the season with 1,210 yards on 84 receptions while Tyler Bates posted 1,156 yards on 59 receptions. ETBU led all Division III teams in total passing offense (368.1 ypg) while finishing second in total offense (566.1 ypg) and 11th in scoring offense (42.3 ppg). Walden was a special speaker at the 2015 Spread Offense Football Clinic in Chicago.

2013: Hired as Tigers offensive coordinator by Joshua Eargle. ETBU's offense finished his first season ranked 27th among Division III programs with 455.0 yards per game and 16th in passing offense (295.0 ypg). Jarmain Sherman posted 1,084 receiving yards on 73 receptions and Warbington passed for 1,876 yards in his first season under center.

SUL ROSS STATE (2012)

2012: Began his collegiate coaching career in spring 2012 while still an undergraduate at Sul Ross State. That fall, the Lobos named him their offensive coordinator, and in his rookie season, the SRSU offense led all of NCAA with

581.9 yards and 48.8 points per game. His offense produced two D3Football.com All-Americans and six All-ASC products. Sul Ross State broke 16 overall offensive school records, including most single-game marks in offensive yards (800) and points (75). Due to his success as a rookie offensive coordinator, Walden coached the quarterbacks at the National Bowl Game in December 2012, which included a pair of Sul Ross State student-athletes. His first national speaking engagement came when he was a special speaker at the 2012 Nike Coach of the Year Clinic in Dallas.

COLLEGIATE PLAYING CAREER

An NCAA Division III product, Walden was the starting quarterback at both Dordt College (2008) and Sul Ross State University (2011), sandwiching two seasons at Hardin-Simmons (2009-10). In his senior season (2011), he was the team captain and team Leadership award recipient. Walden was a two-time All-ASC academic winner and started his freshman season at Dordt College. During his two seasons at Hardin-Simmons (2009-10), he played as both a quarterback and defensive back.



GOVS RECORD WITH WALDEN

The Basics	2023	ALL	Offensive Performance	2023	ALL	Defensive Performance	2023	ALL
Overall	3-2	20-13	Scoring 14 or fewer points	0-1	1-3	Allowing 14 or fewer points	2-0	9-0
Home	1-0	10-4	Scoring 15-21 points	0-0	0-5	Allowing 15-21 points	1-0	6-1
Road	2-2	10-9	Scoring 22-28 points	1-1	3-4	Allowing 22-28 points	0-0	1-2
Conference Games	1-0	12-6	Scoring 29-35 points	0-0	4-1	Allowing 29-35 points	0-1	3-4
UAC	1-0	1-0	Scoring 36-42 points	0-0	4-0	Allowing 36-42 points	0-0	1-3
ASUN	--	3-2	Scoring 43-49 points	0-0	3-0	Allowing 43-49 points	0-1	0-2
OVC	--	8-4	Scoring 50 or more points	2-0	5-0	Allowing 50 or more points	0-0	0-1
February	--	1-1	Less than 300 offensive yards	0-1	1-5	Less than 300 offensive yards	1-0	10-2
March	--	2-1	300-399 offensive yards	1-1	4-6	300-399 offensive yards	1-0	6-6
April	--	1-0	400-499 offensive yards	0-0	8-2	400-499 offensive yards	1-2	4-3
August	--	0-1	500 or more offensive yards	2-0	7-0	500 or more offensive yards	0-0	0-2
September	3-2	9-4	Less than 100 rushing yards	0-2	2-5	Less than 100 rushing yards	0-0	8-3
October	0-0	2-5	100-199 rushing yards	1-0	7-7	100-199 rushing yards	2-1	10-7
November	0-0	5-1	200 or more rushing yards	2-0	11-1	200 or more rushing yards	1-1	2-3
December	0-0	0-0	Less than 200 passing yards	1-0	5-4	Less than 200 passing yards	2-0	13-5
vs. FCS Top 25	0-0	4-1	200-299 passing yards	0-2	5-8	200-299 passing yards	1-2	5-7
FCS Playoffs	0-0	0-0	300 or more passing yards	2-0	10-1	300 or more passing yards	0-0	2-1
vs. FBS	0-1	0-4	Allow Defensive TD	0-1	2-4	Score Defensive TD	2-0	4-1
			Allow Special Teams TD	0-0	0-2	Score Special Teams TD	1-0	3-1
Time of Game	2023	ALL	Random Chance	2023	ALL	Turnover Count	2023	ALL
Leading at Halftime	2-0	15-3	Opening Coin Toss	1-4	14-19	Positive Turnover Margin	2-0	13-2
Tied at Halftime	0-0	2-2	Overtime Coin Toss	0-0	1-0	Equal Turnover Margin	1-0	5-2
Trailing at Halftime	1-2	3-7	Winning the opening coin toss	1-0	11-3	Negative Turnover Margin	0-2	2-9
Leading after 3rd quarter	2-0	16-3	Losing the opening coin toss	2-2	9-10	Record an interception	3-0	17-6
Tied after the 3rd quarter	0-0	1-0				Recover a fumble	2-2	8-7
Trailing after the 3rd quarter	1-2	3-10						
Overtime games	0-0	1-0						
Wire-to-Wire wins (never trailed)	2	11						
Wins in final minute of regulation	0	1						
Losses in final minute of regulation	0	2						

AUSTIN PEAY FOOTBALL

COACHING & SUPPORT STAFF



J.J. Clark
 Defensive Coord.
 Safeties
 2nd Season
 Wheaton College, 2012



Chris Jones
 co-Defensive Coord.
 Defensive Line
 3rd Season
 Hardin-Simmons, 2007



Jared Kaster
 co-Offensive Coord.
 Offensive Line
 1st Season
 Texas Tech, 2015



Lanear Sampson
 co-Offensive Coord.
 Wide Receivers
 2nd Season
 Baylor, 2012



Joe Pappalardo
 Special Teams Coord.
 Gobs Backs
 4th Season
 UMass Dartmouth, 2019



Jourdan McNeill
 Run-Game Coord.
 Running Backs
 4th Season
 East Texas Baptist, 2017



Aaron Foster
 Pass-Game Coord.
 Cornerbacks
 1st Season
 Bowling Green 2014



Seth McDonald
 co-Special Teams Coord.
 Linebackers
 1st Season
 Eastern Illinois, 2017



Jajuan Dulaney
 Tight Ends
 1st Season
 Maryland, 2017



Miguel Avina
 Asst. Quarterbacks
 2nd Season
 Whittier College, 2021



Michael Gehl
 Asst. Offensive Line
 1st Season
 Wheaton College, 2021



Kade Glenn
 Asst. Defensive Backs
 1st Season
 Keiser University, 2020



Addison Tucker
 Asst. Defensive Line
 2nd Season
 Lincoln (Mo.), 2018



Joe Ware
 Asst. Tight Ends
 2nd Season
 Bowling Green, 2020




Chris Campbell
 Assistant AD
 Sports Performance
 5th Season
 Iowa State, 2013



Robbie Matos
 Director of Operations
 Chief of Staff
 2nd Season
 Kent State, 2020



Buddy O'Dell
 General Manager
 Pro Football Liaison
 2nd Season
 Southern Miss, 2017



Chris Annan
 Head Equipment
 Coord.
 3rd Season
 Austin Peay, 2021



Sales Pinckney
 Video Coord.
 Recruiting Asst.
 1st Season
 Rhodes College, 2018



Dayven Coleman
 Transfer Portal Coord.
 Defensive Asst.
 1st Season
 Stephen F. Austin, 2022



John Lang
 Recruiting Coord.
 1st Season
 Kansas, 2022



Cameron Coppock
 Football Data Analyst
 1st Season
 U. of Northwestern, 2022



Devin Stuart
 Director of Creative
 Content
 1st Season
 Austin Peay, 2019



Chase King
 Recruiting Assistant
 1st Season
 East Texas Baptist, 2017



Brendan York
 Graduate Assistant
 Equipment
 2nd Season
 Liberty, 2021



Lauren Norton
 Assistant AD
 Sports Medicine
 3rd Season
 East Carolina, 2013



Kyndall Soukup
 Assistant Athletic
 Trainer
 2nd Season
 Baylor, 2019



Noah Kippenhan
 Assistant Athletic
 Trainer
 1st Season
 Marquette, 2022

AUSTIN PEAY FOOTBALL

SCHEDULE & BROADCAST INFORMATION

DATE	OPPONENT	LOCATION	TIME/TV	SERIES	RESULT	NOTABLY
9/2	at SOUTHERN ILLINOIS 4-1, 1-1 MVFC	Carbondale, Ill. Saluki Stadium	6 PM ESPN+	SIU 6-2	SIU 49-23	K. Thomas & K. Odom catch first collegiate TDs Long leads Govs w/ 17 tack. & 1.0 TFL in APSU debut
9/9	at #9 TENNESSEE 4-1, 1-1 SEC	Knoxville, Tenn. Neyland Stadium	4 PM SECN+	UT 2-0	UT 30-13	DiLiello 29-39 for 260 passing yards & 1 touchdown Howard leads Govs w/ career-best 13 tack. & 1 TFL
9/16	ETSU 1-4, 0-2 SOCON	Clarksville, Tenn. Fortera Stadium	6 PM ESPN+	ETSU 15-13-2	APSU 63-3	DiLiello sets single-game passing record w/ 441 yards AP wins 7th-straight home opener at Fortera Stadium
9/23	at STEPHEN F. AUSTIN 3-3, 0-2 UAC	Nacogdoches, Texas Homer Bryce Stadium	6 PM ESPN+	APSU 1-0	APSU 22-20	Jackson runs for career-high 197 yards & 1 TD Doss records 2 INTs w/ a pick-six in 2nd half
9/30	at LINDENWOOD 3-3, 1-1 Big South-OVC	St. Charles, Mo. Hunter Stadium	1 PM ESPN+	APSU 1-0	APSU 52-10	690 yards of total offense is 3rd-best in APSU history APSU forces 4 turnovers w/ 3 INTs & fumble recovery
10/14	GARDNER-WEBB 2-3, 1-1 Big South-OVC	Clarksville, Tenn. Fortera Stadium	1 PM ESPN+	GWU 2-0		
10/21	at SOUTHERN UTAH 2-4, 1-1 UAC	Cedar City, Utah Eccles Coliseum	7 PM ESPN+	First Meeting		
10/28	NORTH ALABAMA 2-4, 0-2 UAC	Clarksville, Tenn. Fortera Stadium	3 PM ESPN+	UNA 13-7		
11/4	at EASTERN KENTUCKY 2-3, 1-0 UAC	Richmond, Ky. Roy Kidd Stadium	4 PM ESPN+	EKU 47-7		
11/11	UTAH TECH 2-4, 1-0 UAC	Clarksville, Tenn. Fortera Stadium	1 PM ESPN+	First Meeting		
11/18	CENTRAL ARKANSAS 4-2, 2-0 UAC	Clarksville, Tenn. Fortera Stadium	1 PM ESPN+	UCA 4-0		
11/25	FCS PLAYOFFS FIRST ROUND	TBD	TBD	APSU 2-1		

GOVERNORS ON RADIO

Austin Peay Athletics and the Five Star Radio Group again present the Governors Sports Network, now in its 15th season as the radio home of Governors athletics. All 11 games and all postseason contests during the 2022 Governors football campaign will be broadcast live on ESPN Clarksville (104.1 FM/540 AM) in the Clarksville area.

Brian Rives, now in his 18th season with the network, returns for his 10th season as the play-by-play voice of the Governors. He is joined on air by Van Stokes, who is in his 24th season as the analyst with the Govs Sports Network.

In addition to over-the-air radio coverage by the Governors Sports Network, Five Star Radio Group provides digital simulcasts of every game free through the TuneIn website and mobile application. The service may be accessed by visiting www.TuneIn.com.

AUSTIN PEAY COACHES SHOW

The Austin Peay athletics department, Five Star Radio Group, and the Hand Family Companies present the weekly Austin Peay Coaches Show featuring football head coach Scotty Walden, 6 p.m., Wednesdays at Buffalo Wild Wings on Wilma Rudolph Boulevard.

Presented weekly, the Austin Peay Coaches Show will feature head football coach Scotty Walden and various assistant coaches and players throughout the football season. Fans can join Walden and host Brian Rives each Wednesday at Buffalo Wild Wings, which returns for its sixth season as the host location for the Austin Peay Coaches Show.

The Austin Peay Coaches Show will be broadcast live from Buffalo Wild Wings and will air live on ESPN Clarksville (104.1 FM and 540 AM) and it is simulcast online. If you miss the live airing of the Austin Peay Coaches Show, it will be re-aired each Saturday two hours before kickoff to lead into the Governors Sports Network's pregame show, which begins an hour before kickoff.

AUSTIN PEAY AND ESPN+

All five home Austin Peay football games, as well as all six road contests, will be available on ESPN+ in 2023. ESPN+ is the multi-sport, direct-to-consumer subscription streaming service from The Walt Disney Company Direct-to-Consumer & International segment and ESPN.

Barry Gresham, who has been the play-by-play voice since 2017, returns for his seventh season. Austin Peay alumnus Ethan Schmidt will join him in the booth for his second season as an analyst on ESPN+.

Fans may subscribe to ESPN+ by visiting ESPN.com and clicking on the ESPN+ logo.

GOVS ON YOUTUBE

Be sure to follow Austin Peay athletics on YouTube (@LetsGoPeay) for special video coverage all season long. During the season, tune in each Thursday for a new episode of "Inside the Film Room," which features head coach Scotty Walden, players, and various assistant coaches breaking down the biggest plays from the previous week's game.

FCS ALL-IN SHOW

"FCS ALL-IN" is a weekly news program dedicated to promoting all FCS 13 conferences. Content will be provided by each participating conference and the program will be broadcast each Friday at 11 a.m. exclusively on ESPN+.

In addition to providing an overview of FCS games, each episode will include interviews with special guests, national media correspondents, and picks for select games each week.

AUSTIN PEAY FOOTBALL

ALL-TIME AGAINST THE 2023 SCHEDULE

◇ - United Athletic Conference game

◆ - ASUN Conference game

• - Ohio Valley Conference game

▲ - NCAA FCS Playoff game

(N) - Neutral site game

* - APSU was credited with a win by forfeit at the conclusion of the season.

SOUTHERN ILLINOIS

Overall: 2-6 H: 1-3 | A: 1-3

1938	N19	Carbondale	W	12-9
1939	N18	Clarksville	W	25-6
1957	S21	Clarksville	L	12-25
1986	S06	Carbondale	L	17-24
1987	S19	Clarksville	L	3-10
1991	S14	Clarksville	L	17-21
1992	S19	Carbondale	L	7-37
2023	S02	Carbondale	L	23-49

TENNESSEE

Overall: 0-2 H: 0-0 | A: 0-2

2013	A31	Knoxville	L	0-45
2023	S09	Knoxville	L	13-30

EAST TENNESSEE

Overall: 13-15-2 H: 9-6-1 | A: 4-9-1

1951	S22	Johnson City	L	12-13
1952	S20	Clarksville	T	6-6
1953 #	S19	Johnson City	W	21-13
1954 #	S18	Clarksville	L	7-28
1955 #	S17	Johnson City	L	0-6
1956	S15	Clarksville	W	13-7
1957	N09	Johnson City	L	7-13
1958	N08	Clarksville	W	25-19
1959	N07	Clarksville	L	14-44
1960	N05	Clarksville	L	14-35
1961	N04	Johnson City	L	14-21
1962	N03	Clarksville	L	0-23
1963 •	N09	Johnson City	L	7-8
1964 •	N07	Clarksville	W	27-20
1965 •	N06	Johnson City	W	21-7
1966 •	N05	Clarksville	W	22-14
1967 •	N18	Clarksville	L	0-37
1968 •	N23	Johnson City	L	8-17
1969 •	N22	Clarksville	L	12-14
1970 •	N21	Johnson City	L	14-45
1971 •	N20	Clarksville	W	33-0
1972 •	N18	Johnson City	L	16-20
1973 •	N17	Clarksville	W	28-13
1974 •	N23	Johnson City	T	13-13
1975 •	N22	Clarksville	W	37-21
1976 •	N20	Johnson City	W	17-6
1977 •	N19	Clarksville	W	24-10
1978	N18	Johnson City	W	14-7
2019	S21	Johnson City	L	14-20
2023	S16	Clarksville	W	63-3

STEPHEN F. AUSTIN

Overall: 1-0 H: 0-0 | A: 1-0

2023 ◇	S23	Nacogdoches	W	22-20
--------	-----	-------------	---	-------

LINDENWOOD

Overall: 1-0 H: 0-0 | A: 1-0

2023	S30	St. Charles	W	52-10
------	-----	-------------	---	-------

GARDNER-WEBB

Overall: 0-2 H: 0-1 | A: 0-1

2007	S29	Boiling Springs	L	13-20
2008	S13	Clarksville	L	15-31
2023	O14	Clarksville		

SOUTHERN UTAH

Overall: 0-0 H: 0-0 | A: 0-0

2023 ◇	O21	Cedar City		
--------	-----	------------	--	--

NORTH ALABAMA

formerly Florence State

Overall: 7-13 H: 4-6 | A: 3-7

As Florence State

1949	N26	Florence	W	27-6
1950	S30	Clarksville	W	6-0
1951	S29	Florence	L	7-27
1952	S27	Clarksville	L	0-9
1953	O03	Florence	L	13-14
1954	O02	Clarksville	L	7-13
1955	O01	Florence	L	7-13
1956	S29	Clarksville	W	19-6
1957	N16	Florence	L	13-40
1958	N22	Clarksville	L	13-20
1959	N14	Florence	L	8-22
1960	N12	Clarksville	L	34-35
1961	N11	Florence	L	8-14
1962	N10	Clarksville	L	0-17

As North Alabama

1974	O19	Clarksville	W	20-14
1975	O18	Florence	L	6-23
1976	O16	Clarksville	W	21-14
1977	O15	Florence	W	13-6
1978	O14	Clarksville	L	6-10
2022 ◆	N05	Florence	W	38-35
2023 ◇	O28	Clarksville		

EASTERN KENTUCKY

Overall: 7-47 H: 4-22 | A: 3-25

1959	O23	Richmond	L	7-21
1960	O22	Clarksville	L	13-27
1961	O21	Richmond	L	7-21
1962	O20	Clarksville	L	7-14
1963 •	S21	Richmond	L	0-14
1964 •	S19	Clarksville	W	26-0
1965 •	S18	Richmond	* L	30-35
1966 •	S17	Clarksville	L	15-33
1967 •	S29	Richmond	L	0-37
1968 •	O05	Clarksville	L	20-21
1969 •	O04	Richmond	L	10-29
1970 •	O03	Clarksville	L	7-38
1971 •	O02	Richmond	L	9-14
1972 •	S30	Clarksville	L	6-21
1973 •	S29	Richmond	L	7-24
1974 •	O05	Clarksville	L	9-22
1975 •	O04	Richmond	L	0-49
1976 •	O02	Clarksville	L	13-27
1977 •	O01	Richmond	W	20-17
1978 •	S30	Clarksville	L	0-14
1979 •	S29	Richmond	L	10-35
1980 •	O04	Clarksville	L	10-23
1981 •	O03	Richmond	L	14-41
1982 •	O02	Clarksville	L	18-27
1983 •	O01	Richmond	L	14-31
1984 •	S29	Clarksville	L	3-20
1985 •	O05	Richmond	L	10-20
1986 •	N01	Clarksville	L	17-27
1987 •	O31	Richmond	L	7-50
1988 •	O08	Clarksville	L	10-56
1989 •	O07	Richmond	L	20-45
1990 •	N03	Clarksville	L	14-38
1991 •	N16	Richmond	L	0-21
1992 •	N14	Clarksville	L	14-45
1993 •	S25	Richmond	L	7-48
1994 •	S24	Clarksville	L	14-27
1995 •	N11	Richmond	L	0-28

1996 •	N16	Clarksville	L	10-24
1997	S27	Richmond	L	3-56
2007 •	N10	Clarksville	L	14-28
2008 •	S27	Richmond	L OT	10-13
2009 •	O24	Clarksville	W	24-20
2010 •	N20	Richmond	L	3-17
2011 •	S24	Clarksville	W	23-17
2012 •	O13	Richmond	L	14-45
2013 •	O05	Richmond	L	3-38
2014 •	O04	Clarksville	L	0-31
2015 •	S26	Richmond	L	13-51
2016 •	N12	Clarksville	L	30-67
2017 •	N11	Richmond	W	31-24
2018 •	N03	Clarksville	L	13-17
2019 •	N02	Richmond	W OT	28-21
2021	S25	Richmond	L	27-35
2022 ◆	S24	Clarksville	W	31-20
2023 ◇	N04	Richmond		

UTAH TECH

Overall: 0-0 H: 0-0 | A: 0-0

2023 ◇	N11	Clarksville		
--------	-----	-------------	--	--

CENTRAL ARKANSAS

Overall: 0-4 H: 0-2 | A: 0-1 | N: 0-1

1975	S13	Clarksville	L	13-14
2019	S07	Clarksville	L	16-24
2020	A29	Montgomery (N)	L	17-24
2022 ◆	O01	Conway	L	20-49
2023 ◇	N18	Clarksville		

AUSTIN PEAY FOOTBALL

GAME RECAPS



APSU (0-1, 0-0 UAC)	23
SIU (1-0, 0-0 MVFC)	49

GAME 1 • at SOUTHERN ILLINOIS SEPTEMBER 2, 2023 • CARBONDALE, ILLINOIS SALUKI STADIUM

Quarterback Mike DiLiello threw for two touchdowns and running back CJ Evans Jr. ran for another but Austin Peay could not overcome a slow start and dropped a 49-23 decision to Southern Illinois at Saluki Stadium in the season-opener for both teams.

Austin Peay broke through midway through the third quarter when kicker Maddux Trujillo converted a 29-yard field goal after the Govs defense recovered a fumble. That exchange appeared to spark the offense, which scored touchdowns on each of its final three drives. DiLiello connected with Kam Thomas and Kenny Odom on his touchdown throws. The DiLiello-to-Thomas connection went for 41 yards before DiLiello found Odom on a 44-yard touchdown play.

Southern Illinois kept the Govs bottled up in the first half. After forcing three-and-outs on the first two APSU drives, the Salukis drove the length of the field for touchdowns. Quarterback Nic Baker found Justin Strong for a five-yard touchdown reception to cap a 61-yard drive and open the scoring. The Salukis pieced together a 65-yard drive on their next possession and Ro Elliott scored from a yard out to put the hosts ahead 14-0. The Salukis solidified their control just before halftime, converting a pair of turnovers into touchdowns to take a 28-0 lead into halftime and then held off the Govs' late comeback attempt.

SCORING SUMMARY

AUSTIN PEAY	0	0	3	20	-	23
SOUTHERN ILLINOIS	7	21	13	8	-	49
1st 6:57 SIU Baker 5-yd pass to Strong (Baumgarte kick)						0-7
2nd 14:57 SIU Elliott 1-yd run (Baumgarte kick)						0-14
2nd 5:35 SIU Strong 1-yd run (Baumgarte kick)						0-21
2nd 4:42 SIU Smith 26-yd pick-six (Baumgarte kick)						0-28
3rd 7:50 SIU Baker 54-yd pass to Benefield						0-35
3rd 1:45 AP Trujillo 29-yd FG						3-35
3rd 0:00 SIU Baker 31-yd pass to Hartrup (Baumgarte kick)						3-42
4th 10:40 AP DiLiello 41-yd pass to K. Thomas						9-42
4th 6:39 AP Evans Jr. 6-yd run (Trujillo)						16-42
4th 1:56 SIU Wagner 3-yd run (Baumgarte kick)						16-49
4th 0:53 AP DiLiello 44-yd pass to K. Odom (Trujillo kick)						23-49

TEAM STATISTICS

	APSU	SIU
First Downs	18	23
Rushes-Yards	23-39	44-169
Passing Yards	214	263
Passing Comp-Att-Int	20-34-2	20-30-0
Total Offense	253	432
Total Offensive Plays	57	74
Fumbles-Lost	1-1	1-1
Penalties-Yards	6-60	12-130
Punts (Average)	6 (40.2)	3 (37.3)
Time of Possession	22:20	37:40
Third-Down Conversions	3/12	5/12
Fourth-Down Conversions	1/1	3/3
Sacks By (Yards)	1 (8)	4 (32)
Points off Turnovers	3	7

INDIVIDUAL LEADERS

AUSTIN PEAY				SOUTHERN ILLINOIS					
RUSHING	NO.	NET	TD	RUSHING	NO.	NET	TD		
Evans Jr.	8	30	1	Elliott	8	39	1		
Jackson	7	26	0	Strong	10	38	1		
PASSING	C-A-I	YDS	TD	PASSING	C-A-I	YDS	TD		
DiLiello	20-34-2	214	2	Baker	16-23-0	219	3		
RECEIVING	REC	YDS	TD	RECEIVING	REC	YDS	TD		
K. Thomas	5	72	1	Hartrup	5	80	1		
Odom	4	66	1	Benefield	3	72	1		
DEFENSE	UA-TOT	SACK	TFL	INT	DEFENSE	UA-TOT	SACK	TFL	INT
Long	2-17	0.0	1.0	0	Johnson	4-6	0.0	2.0	1
Howard	3-10	0.0	0.0	0	Jules	2-6	0.0	1.0	0



APSU (0-2, 0-0 UAC)	13
9/9 UT (2-0, 0-0 SEC)	30

GAME 2 • at TENNESSEE SEPTEMBER 9, 2023 • KNOXVILLE, TENNESSEE NEYLAND STADIUM

Facing a nationally-ranked Power 5 opponent in front of a sold-out crowd, Austin Peay left Neyland Stadium unbowed by No. 9 Tennessee in a 30-13 loss.

Austin Peay matched Tennessee drive-for-drive for the first 29:40 of the first half. The Govs got field goals of 45 and 34 yards from Maddux Trujillo. The Vols could only match that with Charles Campbell's field goals from 28 and 37 yards until its final first-half drive. UT scored the game's first touchdown late in the first half, piecing together an 11-play, 67-yard drive that lasted just over two minutes. Vols quarterback Joe Milton III completed six passes on the drive, then capped it with a six-yard touchdown run with 20 seconds left in the half.

The Vols received the second-half kickoff and promptly scored the game's second touchdown. Dee Williams' 33-yard kickoff return put the drive in good starting territory. Running back Jaylen Wright put the Vols on the Govs two-yard line with back-to-back carries totaling 57 yards. Two plays later, Milton found Ramel Kenyon in the corner of the end zone for a touchdown and a 20-6 lead.

Meanwhile, the Govs offense slowly started to find its legs and found the end zone on a six-play, 90-yard drive midway through the fourth quarter. Austin Peay saw receivers Tre Shackelford and Trey Goodman get behind the Tennessee defense and make big gains in doing so. Shackelford sparked the drive with his 26-yard reception that moved the ball to midfield. Two plays later, Goodman slipped behind the defense and caught a pass for a 52-yard touchdown.

SCORING SUMMARY

AUSTIN PEAY	3	3	0	7	-	13
TENNESSEE	3	10	10	7	-	30
1st 11:06 AP Trujillo 45-yd FG						3-0
1st 5:51 UT Campbell 28-yd FG						3-3
2nd 8:15 AP Trujillo 34-yd FG						6-3
2nd 4:55 UT Campbell 37-yd FG						6-6
2nd 0:15 UT Milton III 6-yd run (Campbell kick)						6-13
3rd 13:30 UT Milton III 5-yd pass to Keyton (Campbell kick)						6-20
3rd 6:33 UT Campbell 22-yd FG						6-23
4th 9:01 AP DiLiello 52-yd pass to Goodman (Trujillo kick)						13-23
4th 8:03 UT Milton III 43-yd pass to Castles (Campbell kick)						13-30

TEAM STATISTICS

	APSU	UT
First Downs	19	17
Rushes-Yards	34-79	32-228
Passing Yards	260	228
Passing Comp-Att-Int	29-41-1	21-33-0
Total Offense	339	456
Total Offensive Plays	75	65
Fumbles-Lost	1-1	1-1
Penalties-Yards	9-75	10-88
Punts (Average)	4 (40.2)	4 (43.0)
Time of Possession	39:01	18:40
Third-Down Conversions	5/18	3/12
Fourth-Down Conversions	2/5	0/1
Sacks By (Yards)	1 (7)	7 (48)
Points off Turnovers	0	3

INDIVIDUAL LEADERS

AUSTIN PEAY				TENNESSEE					
RUSHING	NO.	NET	TD	RUSHING	NO.	NET	TD		
DiLiello	21	36	0	Wright	13	118	0		
Evans Jr.	7	21	0	Small	13	95	0		
PASSING	C-A-I	YDS	TD	PASSING	C-A-I	YDS	TD		
DiLiello	29-39-1	260	1	Milton III	21-33-0	228	2		
RECEIVING	REC	YDS	TD	RECEIVING	REC	YDS	TD		
Shackelford	7	58	0	Keyton	5	52	1		
Goodman	3	70	1	McCoy	5	51	0		
DEFENSE	UA-TOT	SACK	TFL	INT	DEFENSE	UA-TOT	SACK	TFL	INT
Howard	6-13	0.0	1.5	0	Beasley	8-9	2.0	5.0	0
Ward	2-10	0.0	0.0	0	Walker	3-6	1.0	1.0	0

AUSTIN PEAY FOOTBALL

GAME RECAPS



ETSU (1-2, 0-0 SoCon)	3
APSU (1-2, 0-0 UAC)	63

GAME 3 • vs. ETSU

SEPTEMBER 16, 2023 • CLARKSVILLE, TENNESSEE
FORTERA STADIUM

Mike DiLiello passed for a program-record 441 yards and accounted for six touchdowns, leading Austin Peay to a 63-3 nonconference victory against in-state opponent East Tennessee in the home opener at Fortera Stadium.

APSU opened the game by scoring on each of its first five drives. The Govs' first drive set the tone as they opened the game with a 48-yard CJ Evans run and two plays later found the end zone on a 30-yard touchdown pass to Trey Goodman. After the Govs defense held ETSU to a three-and-out, DiLiello led an 11-play, 78-yard drive that he capped with a one-yard touchdown run. After another three-and-out, the offense covered 94 yards in five plays, with DiLiello finding Tre Shackelford for his second touchdown toss, putting APSU ahead 21-0.

The defense followed up with a third straight three-and-out, and again, the Govs offense responded with a fourth touchdown drive that needed five plays to go 76 yards. ETSU made its deepest foray into APSU territory early in the second quarter, reaching the APSU eight-yard line. However, the Govs defense forced back-to-back incompletions to hold the Bucs to a field goal.

Austin Peay's special teams and defense joined the scoring fray in the second half. After ETSU was forced to punt on its first drive of the half, Kam Thomas returned that punt 89 yards for a touchdown, pushing the APSU lead to 42-3. DiLiello tacked on two more scoring drives as the lead reached 56-3 before linebacker Garrett Hawkins recovered a fumble and carried the ball five yards into the end zone to cap the night's scoring.

SCORING SUMMARY

ETSU	0	3	0	0	-	3
AUSTIN PEAY	28	7	14	14	-	63
1st 13:47 AP DiLiello 3-yd pass to Goodman (Trujillo kick)						7-0
1st 8:49 AP DiLiello 1-yd run (Trujillo kick)						14-0
1st 4:05 AP DiLiello 6-yd pass to Shackelford (Trujillo kick)						21-0
1st 0:13 AP DiLiello 3-yd pass to K. Lyles (Trujillo kick)						28-0
2nd 12:34 ET Johnson 25-yd FG						28-3
2nd 5:57 AP DiLiello 11-yd pass to B. Hawkins (Trujillo kick)						35-3
3rd 12:31 AP K. Thomas 89-yd punt return (Trujillo kick)						42-3
3rd 3:50 AP DiLiello 5-yd pass to Goco (Trujillo kick)						49-3
4th 10:34 AP Jackson 9-yd run (Trujillo kick)						56-3
4th 9:01 AP G. Hawkins 5-yd fumble return (Trujillo kick)						63-3

TEAM STATISTICS

	APSU	ETSU
First Downs	27	16
Rushes-Yards	29-171	46-191
Passing Yards	441	77
Passing Comp-Att-Int	37-46-0	7-16-1
Total Offense	612	268
Total Offensive Plays	75	62
Fumbles-Lost	1-0	2-1
Penalties-Yards	3-40	2-20
Punts (Average)	1 (34.0)	8 (46.2)
Time of Possession	29:46	24:24
Third-Down Conversions	8/13	1/12
Fourth-Down Conversions	3/4	0/0
Sacks By (Yards)	2 (10)	1 (5)
Points off Turnovers	14	0

INDIVIDUAL LEADERS

AUSTIN PEAY				ETSU					
RUSHING	NO.	NET	TD	RUSHING	NO.	NET	TD		
Evans Jr.	14	102	0	Lambert	12	51	0		
Jackson	11	48	1	Borisch	7	47	0		
PASSING	C-A-I	YDS	TD	PASSING	C-A-I	YDS	TD		
DiLiello	37-46-0	441	5	May	5-11-0	62	0		
RECEIVING	REC	YDS	TD	RECEIVING	REC	YDS	TD		
Shackelford	9	91	1	Winton III	3	40	0		
Barnes	7	121	0	Huzzie	2	22	0		
DEFENSE	UA-TOT	SACK	TFL	INT	DEFENSE	UA-TOT	SACK	TFL	INT
Howard	5-8	1.0	1.0	0	Scott	4-12	0.0	1.0	0
Mclver Jr.	3-5	0.0	0.0	1	Arnold III	2-12	0.0	1.5	0



APSU (2-2, 1-0 UAC)	22
SFA (2-2, 0-1 UAC)	20

GAME 4 • at STEPHEN F. AUSTIN

SEPTEMBER 23, 2023 • NACOGDOCHES, TEXAS
HOMER BRYCE STADIUM

JeVon Jackson ran for 141 yards on his final 13 carries and Cedarius Doss intercepted a pair of passes as Austin Peay opened UAC play with a 22-20 comeback victory against Stephen F. Austin at Homer Bryce Stadium.

Trailing 20-7 with 3:04 left in the third quarter, APSU turned the game around on a dime - or a Doss. Cedarius Doss intercepted a pass and returned it 20 yards for a touchdown to cut the deficit in half. Doss wasn't done causing trouble for the Lumberjacks, as he intercepted the first pass on the next SFA drive.

The Govs offense made the turnover pay off with a 12-play, 61-yard drive. Jackson came into his own on the drive, carrying the ball six times for 64 yards. But his biggest run came with the Govs facing a 3rd-and-Goal on the 24-yard line as he broke through the line, fended off a tackle, escaped another would-be tackler, and dove across the goal line to tie the game 20-20.

APSU nearly took the lead on its next drive, going 92 yards from its seven-yard line to the SFA one-yard line. However, they couldn't punch the ball into the end zone with a pair of runs stopped by players slipping on the turf. SFA took over on the one-yard line but also fell victim to the slippery turf. SFA running back Anthony Williams took the handoff four yards deep in the end zone but slipped and fell just inside the goal line for a safety to give the Govs a 22-20 lead.

The Govs stalled at the SFA 36-yard line on their next drive, forcing a quick punt by QB Mike DiLiello. SFA would move the ball into APSU territory at the 48-yard line, but the Govs defense forced an incomplete pass on third down, and Tyler Long batted down a fourth-down pass to end the threat and secure the win.

SCORING SUMMARY

AUSTIN PEAY	0	7	7	8	-	22
STEPHEN F. AUSTIN	7	7	6	0	-	20
1st 3:55 SFA Maurer 3-yd run (Campos kick)						0-7
2nd 9:30 AP DiLiello 78-yd pass to Goodman (Trujillo kick)						7-7
2nd 7:26 SFA Weeks 14-yd pass to Harris (Campos kick)						7-14
3rd 7:03 SFA Campos 35-yd FG						7-17
3rd 3:04 SFA Campos 39-yd FG						7-20
3rd 0:14 AP Doss 20-yd pick-six (Trujillo kick)						14-20
4th 9:46 AP Jackson 24-yd run						20-20
4th 4:47 AP SFA Safety						22-20

TEAM STATISTICS

	APSU	SFA
First Downs	15	18
Rushes-Yards	42-227	33-131
Passing Yards	81	193
Passing Comp-Att-Int	8-13-2	22-40-2
Total Offense	308	324
Total Offensive Plays	55	73
Fumbles-Lost	0-0	1-0
Penalties-Yards	3-22	9-62
Punts (Average)	4 (34.0)	3 (47.0)
Time of Possession	27:33	32:27
Third-Down Conversions	2/10	2/14
Fourth-Down Conversions	0/3	4/6
Sacks By (Yards)	0 (0)	3 (21)
Points off Turnovers	13	3

INDIVIDUAL LEADERS

AUSTIN PEAY				STEPHEN F. AUSTIN					
RUSHING	NO.	NET	TD	RUSHING	NO.	NET	TD		
Jackson	26	197	1	Wimbley	15	57	0		
DiLiello	14	31	0	Maurer	7	37	1		
PASSING	C-A-I	YDS	TD	PASSING	C-A-I	YDS	TD		
DiLiello	8-13-2	81	1	Maurer	20-38-2	167	0		
RECEIVING	REC	YDS	TD	RECEIVING	REC	YDS	TD		
Goodman	3	80	1	Harrison	8	108	1		
Barnes	1	2	0	Rikel	6	49	0		
DEFENSE	UA-TOT	SACK	TFL	INT	DEFENSE	UA-TOT	SACK	TFL	INT
Mclver Jr.	8-11	0.0	0.0	0	Sears	3-10	0.0	0.0	0
Doss	2-4	0.0	0.0	2	Brown	2-9	1.0	1.0	0



APSU (3-2, 1-0 UAC) 52

LU (2-3, 0-1 BS-OVC) 10

GAME 5 • at LINDENWOOD

**SEPTEMBER 30, 2023 • ST. CHARLES, MISSOURI
HARLAN C. HUNTER STADIUM**

Three interceptions by the defense and four touchdowns by the offense – all in the first 11 minutes of the game – set the tone as Austin Peay rolled to a 52-10 non-conference victory against Lindenwood at Hunter Stadium.

Austin Peay could not have asked for a better start to the game, going on an 84-yard scoring drive after taking the opening kickoff. Meanwhile, the Governors' defense racked up an interception on three of Lindenwood's first four drives as Jau'Von Young, Michael Ruttlen Jr., and Benji Johnson each picked off a pass.

APSU followed each of those picks with a touchdown drive as DiLiello led the Gavs second 28-point quarter of the season. After a touchdown throw to Trey Goodman to open the game, DiLiello found Kam Thomas for back-to-back touchdowns before his own rushing touchdown as the Gavs opened with a 28-0 lead. The Gavs pushed the lead to 35-0 on the first play of the second quarter.

Lindenwood would break through with 3:11 left in the second quarter but could only muster a 39-yard field goal by Logan Seibert. On the second half's opening drive, the Lions would threaten by marching to the APSU three-yard line, but the Gavs defense held firm and kept the Lions out of the end zone.

In response, Austin Peay's offense drove the field's length in just six plays. DiLiello kickstarted the drive with a 31-yard completion to tight end Jordan Goco before running back Jevon Jackson broke through for a 40-yard touchdown run that sealed the victory.

SCORING SUMMARY

AUSTIN PEAY		28	7	7	10	–	52
LINDENWOOD		0	3	0	7	–	10
1st	13:24 AP	DiLiello	42-yd pass to Goodman (Trujillo kick)				7-0
1st	11:05 AP	DiLiello	46-yd pass to K. Thomas (Trujillo kick)				14-0
1st	9:04 AP	DiLiello	46-yd pass to K. Thomas (Trujillo kick)				21-0
1st	4:11 AP	DiLiello	12-yd run (Trujillo kick)				28-0
2nd	14:54 AP	Jackson	2-yd run (Trujillo kick)				35-0
2nd	3:11 LU	Seibert	39-yd FG				35-3
3rd	8:31 AP	Jackson	40-yd run (Trujillo kick)				42-3
4th	12:40 AP	Trujillo	28-yd FG				45-3
4th	10:28 AP	Locklear	46-yd pass to K. Odom (Trujillo kick)				52-3
4th	6:21 LU	Williams	22-yd run (Seibert kick)				52-10

TEAM STATISTICS

	APSU	LU
First Downs	27	23
Rushes-Yards	40-270	45-228
Passing Yards	420	202
Passing Comp-Att-Int	20-36-1	22-45-3
Total Offense	690	430
Total Offensive Plays	76	90
Fumbles-Lost	1-1	1-1
Penalties-Yards	9-85	7-64
Punts (Average)	4 (43.8)	9 (37.9)
Time of Possession	23:56	36:04
Third-Down Conversions	5/13	6/20
Fourth-Down Conversions	1/3	1/2
Sacks By (Yards)	4 (16)	0 (0)
Points off Turnovers	21	0

INDIVIDUAL LEADERS

AUSTIN PEAY				LINDENWOOD					
RUSHING	NO.	NET	TD	RUSHING	NO.	NET	TD		
Jackson	23	158	2	Gaiimo	17	103	0		
DiLiello	5	46	1	Williams	14	93	1		
PASSING	C-A-I	YDS	TD	PASSING	C-A-I	YDS	TD		
DiLiello	15-30-1	349	3	Dugger	17-36-3	174	0		
RECEIVING	REC	YDS	TD	RECEIVING	REC	YDS	TD		
Thomas	2	92	2	Lanckriet	4	56	0		
Goodman	2	82	1	Thomas	4	41	0		
DEFENSE	UA-TOT	SACK	TFL	INT	DEFENSE	UA-TOT	SACK	TFL	INT
Hawkins	6-9	0.0	0.0	0	Stuhlsatz	9-11	0.0	0.0	0
Ruttlen Jr.	5-5	0.0	0.0	1	Griffin	4-7	0.0	0.0	0

AUSTIN PEAY FOOTBALL

UNITED ATHLETIC CONFERENCE

UAC STANDINGS

Standings	UAC	Pct.	PF	PA	ALL	Pct.	PF	PA	H	A	N	STR
Central Arkansas	2-0	1.000	81	44	4-2	.667	233	155	3-0	1-2	0-0	W3
Austin Peay	1-0	1.000	22	20	3-2	.600	173	112	1-0	2-2	0-0	W3
Eastern Kentucky	1-0	1.000	32	22	2-3	.400	127	181	1-1	1-2	0-0	W2
Utah Tech	1-0	1.000	37	31	2-4	.333	154	273	1-1	1-3	0-0	W1
Tarleton State	1-1	.500	78	58	4-2	.667	174	159	2-1	2-1	0-0	L1
Southern Utah	1-1	.500	54	55	2-4	.333	149	160	1-1	1-3	0-0	W1
Abilene Christian	0-1	.000	17	52	2-3	.400	144	151	1-1	1-2	0-0	L3
North Alabama	0-2	.000	53	84	2-4	.333	142	172	1-2	1-1	0-1	L2
Stephen F. Austin	0-2	.000	51	59	3-3	.500	216	151	2-1	1-2	0-0	L1

WEEK 7 SCHEDULE

Saturday, October 14

Gardner-Webb at Austin Peay, 1 p.m.

Tarleton State at Eastern Kentucky, 2 p.m.

North Alabama at Abilene Christian, 3 p.m.

Stephen F. Austin at Central Arkansas, 4 p.m.

	ACU	APSU	UCA	EKU	UNA	SUU	SFA	TSU	UTT
Abilene Christian		--	L, 17-52	--	Oct. 14	Oct. 28	Oct. 21	Nov. 11	Nov. 4
Austin Peay	--		Nov. 18	Nov. 4	Oct. 28	Oct. 21	W, 22-20	--	Nov. 11
Central Arkansas	W, 52-17	Nov. 18		Nov. 11	Nov. 4	W, 29-27	--	Oct. 28	--
Eastern Kentucky	--	Nov. 4	Nov. 11		W, 32-22	--	Nov. 18	Oct. 14	Oct. 28
North Alabama	Oct. 14	Oct. 28	Nov. 4	L, 22-32		--	--	L, 31-52	Oct. 21
Southern Utah	Oct. 28	Oct. 21	L, 27-29	--	--		Nov. 11	W, 27-26	Nov. 18
Stephen F. Austin	Oct. 21	L, 20-22	--	Nov. 18	--	Nov. 11		Nov. 4	L, 31-37
Tarleton State	Nov. 11	--	Oct. 28	Oct. 14	W, 52-31	L, 26-27	Nov. 4		--
Utah Tech	Nov. 4	Nov. 11	--	Oct. 28	Oct. 21	Nov. 18	W, 37-31	--	

UAC IN THE MASSEY RATINGS

Rating	Team	W-L	Change	Power	Offense	Defense	SOS (played)	SOS (future)
9.	Austin Peay	3-2	-1	10	15	11	10	27
13.	Central Arkansas	4-2	+6	18	8	42	17	22
29.	Eastern Kentucky	2-3	+3	32	17	53	4	16
36.	Stephen F. Austin	3-3	-10	25	13	45	57	36
38.	Southern Utah	2-4	+1	37	40	33	6	25
42.	Tarleton State	4-2	-8	49	46	51	71	54
44.	Abilene Christian	2-3	+1	42	44	36	41	31
58.	Utah Tech	2-4	+12	70	41	107	8	20
62.	North Alabama	2-4	-1	65	60	75	42	28

UAC PLAYERS OF THE WEEK

Date	Offensive	Defensive	Special Teams	Freshman
S04	Takairee Kenebrew, North Ala.	Patrick Jones, Tarleton St.	Adrian Guzman, Tarleton St.	Xavier Wishert, Abilene Christian
S11	Keylan Johnson, Tarleton St.	DJ Harris, Tarleton St.	Kyle Ramsey, Abilene Christian	Zach Mitchell, Southern Utah
S18	Mike DiLiello, Austin Peay	Philjae Bien-Aime, North Ala.	Kam Thomas, Austin Peay	Beau Sparks, Utah Tech
S25	ShunDerrick Powell, Central Ark.	Cedarius Doss, Austin Peay	Patrick Nations, Eastern Ky.	Aaron Sear, Stephen F. Austin
O02	Kylon Harris, Central Ark.	Logan Blake, Eastern Ky.	Chris Campos, Stephen F. Austin	Garrett Hawkins, Austin Peay
O09	Will McElvain, Central Ark.	Dondi Fuller, Utah Tech	Adrian Guzman, Tarleton St.	Anson Kraut, Southern Utah
O16				
O23				
O30				
N06				
N13				
N20				

KNOW YOUR FOE... FINDING UAC OPPONENT INFORMATION

School	SID	Website	Football Twitter	Radio Crew
Abilene Christian	Ray Fink	ACUsports.com	@ACUFootball	Joseph Chapa/Owen Simpson/Grant Boone, Jim Reese
Austin Peay	Casey Crigger	LetsGoPeay.com	@GovsFB	Brian Rives, Van Stokes
Central Arkansas	Steve East	UCASports.com	@UCA_Football	Justin Acri, Chris Kane, RJ Hawk
Eastern Kentucky	Rixon Lane	EKUsports.com	@EKUFootball	Greg Stotemyer, Jim Tirey, Wes Chandler
North Alabama	Benjamin Ray	RoarLions.com	@UNAFootball	Seth Cain, Jacob Tucker
Southern Utah	Regan Hunsaker	SUUTBirds.com	@SUUFB_	
Stephen F. Austin	Jay Lucas	SFAJacks.com	@SFA_Football	Rob Meyers, Hunter Taylor
Tarleton State	Jake Withee	TarletonSports.com	@TarletonFB	Byron Anderson, Kyle Masters, Keltin Wiens
Utah Tech	Steve Johnson	UtahTechTrailblazers.com	@UtahTechFB	Rod Zundel, Deven Osborne
UTRGV	Jonah Goldberg	GoUTRGV.com	@UTRGVFootball	

AUSTIN PEAY FOOTBALL

UNITED ATHLETIC CONFERENCE

UAC PRESEASON COACHES POLL

Rank	Team (1st)	Points
1.	Eastern Kentucky (2)	71
2.	Central Arkansas (5)	69
3.	Austin Peay (1)	57
4.	Stephen F. Austin	54
5.	Abilene Christian	52
6.	Tarleton State	37
T7.	Utah Tech (1)	25
T7.	Southern Utah	25
9.	North Alabama	15

STATS PERFORM PRESEASON POLL

Rank	Team
1.	Central Arkansas
2.	Eastern Kentucky
3.	Austin Peay
4.	Abilene Christian
5.	Tarleton State
6.	Southern Utah
7.	Stephen F. Austin
8.	North Alabama
9.	Utah Tech

PRESEASON PLAYERS OF THE YEAR

Offensive
Parker McKinney, Eastern Kentucky

Defensive
Syrus Webster, Utah Tech

PRESEASON ALL-UAC OFFENSE

Offense
QB *Parker McKinney, Eastern Kentucky
RB Darius Hale, Central Arkansas
RB ShunDerrick Powell, Central Arkansas
RB Derrel Kelley III, Tarleton State
WR Takairee Kenebrew, North Alabama
WR Darius Cooper, Tarleton State
WR Rickie Johnson, Utah Tech
TE Noah Caldwell, Abilene Christian
TE Jordan Goco, Austin Peay
TE Chad Aune, Stephen F. Austin
OL Reese Moore, Abilene Christian
OL Chandler Kirton, Austin Peay
OL Payton Collins, Eastern Kentucky
OL Josiah Ezirim, Eastern Kentucky
OL Keegan Holm, Stephen F. Austin
C Lyle Santos, Southern Utah

PRESEASON ALL-UAC DEFENSE

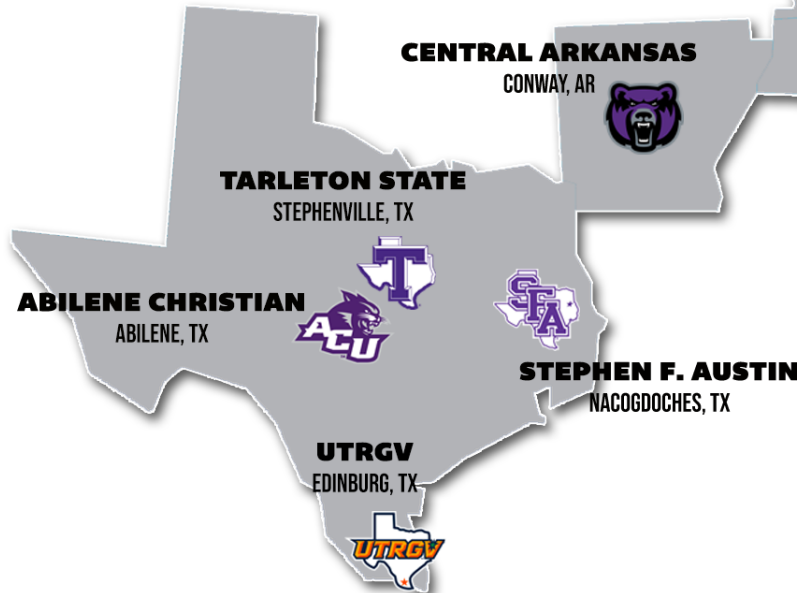
Defense
DL David Walker, Central Arkansas
DL Logan Jessup, Central Arkansas
DL Ryan Jackson, ECU
DL Syrus Webster, Utah Tech
LB Tyler Long, Austin Peay
LB Qua'Shawn Washington, Tarleton State
LB Will Leota, Utah Tech
DB Kory Chapman, Austin Peay
DB TaMuarion Wilson, Central Arkansas
DB Franky West Jr., ECU
DB Jeremiah Walker, Stephen F. Austin

PRESEASON ALL-UAC SPECIAL TEAMS

Special Teams
K Chris Campos, Stephen F. Austin
P Chandler Caughron, Central Arkansas
RS Jarrod Barnes, Central Arkansas
LS Dustin Inness, Abilene Christian

* - Denotes unanimous selection

Note: Ties in voting resulted in 16-member Offensive Team.



AUSTIN PEAY FOOTBALL

ACROSS THE COUNTRY

AFCA FCS COACHES POLL

Rank	Team (1st)	W-L	Points	Previous
1.	South Dakota State (26)	5-0	650	1
2.	Montana State	4-1	621	2
3.	Idaho	5-1	600	3
4.	Furman	4-1	554	4
5.	Sacramento State	4-1	519	7
6.	Incarnate Word	4-1	488	6
7.	North Dakota State	4-1	486	8
8.	Delaware	4-1	435	10
9.	North Carolina Central	5-1	394	11
10.	Montana	5-1	375	13
11.	Holy Cross	4-2	358	12
12.	William & Mary	4-2	352	9
13.	Southern Illinois	4-1	325	5
14.	Western Carolina	5-1	317	17
15.	North Dakota	3-2	312	15
16.	Florida A&M	5-1	248	16
17.	South Dakota	4-1	246	21
18.	Harvard	4-0	208	19
19.	UT Martin	5-1	177	23
t-20.	Chattanooga	4-2	90	20
t-20.	Youngstown State	3-2	90	NR
22.	Rhode Island	4-2	83	T-25
23.	Weber State	3-3	67	14
24.	New Hampshire	2-3	54	24
25.	Central Arkansas	4-2	52	NR

Receiving Votes: Northern Iowa 51; UC Davis 49; Illinois State 43; Fordham 37; **Austin Peay 34**; Mercer 31; Albany 25; Eastern Washington 19; Lafayette 19; Villanova 12; Eastern Illinois 10; Northern Arizona 8; **Eastern Kentucky 6**; Hampton 4; Jackson State 1.

STATS PERFORM MEDIA POLL

Rank	Team (1st)	W-L	Points	Previous
1.	South Dakota State (56)	5-0	1,400	1
2.	Montana State	4-1	1,333	2
3.	Idaho	5-1	1,296	3
4.	Sacramento State	4-1	1,181	4
5.	Furman	4-1	1,138	5
6.	North Dakota State	4-1	1,110	7
7.	Incarnate Word	4-1	1,010	8
8.	Delaware	4-1	947	9
9.	Western Carolina	5-1	906	11
10.	South Dakota	4-1	771	15
11.	William & Mary	4-2	759	10
12.	Holy Cross	4-2	744	12
13.	Southern Illinois	4-1	721	6
14.	North Carolina Central	5-1	681	14
15.	North Dakota	3-2	567	16
16.	Montana	5-1	564	17
17.	UT Martin	5-1	492	18
18.	Florida A&M	5-1	410	19
19.	Harvard	4-0	367	21
20.	Central Arkansas	4-2	318	23
21.	Eastern Washington	2-3	205	22
22.	Weber State	3-3	201	13
23.	Youngstown State	3-2	197	NR
24.	Albany	4-2	182	NR
25.	Chattanooga	4-2	107	24

Receiving Votes: Northern Iowa 95; Villanova 94; UC Davis 75; Rhode Island 73; **Austin Peay 56**; Mercer 52; New Hampshire 49; Eastern Illinois 32; Elon 19; Samford 18; Fordham 16; **Tarleton State 5**; Lafayette 4; Northern Arizona 3.

#FEARTHEFCS

In 2023, there are 118 games between FCS and FBS teams, with the Gobs taking on Tennessee in Week 2 among that group. After zero FCS wins over the FBS in Week 0 or Week 1, the FCS picked up three wins over the upper echelon in Week 2:

- Southern Illinois 14, Northern Illinois 11
- Fordham 40, Buffalo 37
- Idaho 33, Nevada 6

Another win for the FCS in Week 3, this time it was Sacramento State beating Stanford, whose first-year head coach Troy Taylor spent the previous four seasons as the head coach at Sacramento State:

- Sacramento State 30, Stanford 23

STATS PERFORM FCS NATIONAL PLAYERS OF THE WEEK

Date	Offensive	Defensive	Special Teams	Freshman
S04	Jordan Fuller, Holy Cross	Elijawah Tolbert, Eastern Illinois	Dylan Laube, New Hampshire	Scottre Humphrey, Montana St.
S11	CJ Montes, Fordham	Nick Gaes, South Dakota	Ricardo Chavez, Idaho	Johness Davis, Arkansas-Pine Bluff
S18	Nic Baker, Southern Illinois	Nate Lynn, William & Mary	Connor Brooksby, Utah Tech	Nigel Henderson, Stonehill
S25	ShunDerrick Powell, Central Arkansas	Max Epps, Texas A&M-Commerce	Jack Culbreath, VMI	MJ Flowers, Eastern Illinois
O02	Amin Woods, Marist	AJ Lopez, Harvard	Charles Briscoe III, New Hampshire	Dean DeNobile, Lafayette
O09	Charles DePrima, Harvard	Dylan Kelly, Albany	Brandon Peslin, Fordham	Camden Coleman, Richmond
O16				
O23				
O30				
N06				
N13				
N20				

AUSTIN PEAY FOOTBALL

GOVS IN THE POLLS

GOVS AS A TOP 25 TEAM

Below is the comprehensive list of games the Governors have played while ranked in national poll.

ASSOCIATED PRESS I-AA COACHES POLL ERA

Date	Opponent	Location	APSU	Opp	Res	Score	OT
------	----------	----------	------	-----	-----	-------	----

1978	S23	• Western Kentucky	Bowling Green	10		L	13-17
------	-----	--------------------	---------------	----	--	---	-------

1979

S22	• Western Kentucky	Clarksville	8		L	20-24	
-----	--------------------	-------------	---	--	---	-------	--

STATS FCS POLL/AFCA FCS COACHES POLL ERA

Date	Opponent	Location	APSU	Opp	Res	Score	OT
------	----------	----------	------	-----	-----	-------	----

2018	S01	Georgia	Athens	22/23	3/4	L	0-45
------	-----	---------	--------	-------	-----	---	------

S08	Presbyterian	Clarksville	-/24		W	24-0	
-----	--------------	-------------	------	--	---	------	--

S15	Morehead State	Morehead	-/23		W	78-40	
-----	----------------	----------	------	--	---	-------	--

S22	• UT Martin	Martin	24/21		L	7-37	
-----	-------------	--------	-------	--	---	------	--

2019

O19	• Tennessee State	Nashville	20/19		L	24-26	
-----	-------------------	-----------	-------	--	---	-------	--

O26	• Tennessee Tech	Cookeville	20/19		W	58-21	
-----	------------------	------------	-------	--	---	-------	--

N02	• Eastern Kentucky	Richmond	-/25		W	28-21	
-----	--------------------	----------	------	--	---	-------	--

N09	• UT Martin	Clarksville	-/24		W	38-24	
-----	-------------	-------------	------	--	---	-------	--

N16	• Murray State	Murray	22/22		W	42-7	
-----	----------------	--------	-------	--	---	------	--

N23	• Eastern Illinois	Clarksville	20/19		W	35-7	
-----	--------------------	-------------	-------	--	---	------	--

N30	Furman	Clarksville	18/17	16/16	W	42-6	
-----	--------	-------------	-------	-------	---	------	--

D07	Sacramento State	Sacramento	18/17	3/3	W	42-28	
-----	------------------	------------	-------	-----	---	-------	--

D14	Montana State	Bozeman	18/17	5/5	L	10-24	
-----	---------------	---------	-------	-----	---	-------	--

2020-21

A29	Central Arkansas	Montgomery	13/13	11/11	L	17-24	
-----	------------------	------------	-------	-------	---	-------	--

S12	Pittsburgh	Pittsburgh	13/13	-/RV	L	0-55	
-----	------------	------------	-------	------	---	------	--

S19	Cincinnati	Cincinnati	13/13	13/14	L	20-55	
-----	------------	------------	-------	-------	---	-------	--

F21	• Tennessee Tech	Cookeville	13/13		L	21-27	
-----	------------------	------------	-------	--	---	-------	--

2021

S02	Chattanooga	Chattanooga	20/25	18/18	W	30-20	
-----	-------------	-------------	-------	-------	---	-------	--

S11	Mississippi	Oxford	17/18	RV/20	L	17-54	
-----	-------------	--------	-------	-------	---	-------	--

S18	Morehead State	Clarksville	19/21		W	59-35	
-----	----------------	-------------	-------	--	---	-------	--

S25	Eastern Kentucky	Richmond	19/20		L	27-35	
-----	------------------	----------	-------	--	---	-------	--

2022

S24	♦ Eastern Kentucky	Clarksville	RV/23	16/20	W	31-20	
-----	--------------------	-------------	-------	-------	---	-------	--

O01	♦ Central Arkansas	Conway	23/16		L	20-49	
-----	--------------------	--------	-------	--	---	-------	--

O15	Murray State	Clarksville	24/24		W	52-17	
-----	--------------	-------------	-------	--	---	-------	--

O29	♦ Jacksonville State	Clarksville	25/21		L	16-40	
-----	----------------------	-------------	-------	--	---	-------	--

◇ - United Athletic Conference | ♦ - ASUN Conference | • - Ohio Valley Conference

GOVS VS. THE FBS

Austin Peay has played 31 games against FBS teams in program history. The Governors lone win against the upper echelon came in 1987 when they upset Kansas State in Manhattan, Kansas.

Year	Date	Opponent	Location	AP#	Opp#	Res	Score
1985	S07	Cincinnati	Cincinnati			L	9-31
1987	S05	Kansas State	Manhattan			W	26-22
1987	N14	Cincinnati	Cincinnati			L	10-42
1988	O15	Toledo	Toledo			L	14-38
1993	S04	Cincinnati	Cincinnati			L	10-42
1996	S07	Arkansas State	Jonesboro			L	0-24
2002	O05	Troy	Troy			L	3-41
2010	S11	Middle Tennessee	Murfreesboro			L	33-56
2010	S25	Wisconsin	Madison		11/10	L	3-70
2011	S03	Cincinnati	Cincinnati			L	10-72
2011	S17	Memphis	Memphis			L	6-27
2012	S01	Western Kentucky	Bowling Green			L	10-49
2012	S08	Virginia Tech	Blacksburg		15/18	L	7-42
2013	A31	Tennessee	Knoxville			L	0-45
2013	S07	Vanderbilt	Nashville			L	3-38
2013	S21	Ohio	Athens			L	0-38
2014	A30	Memphis	Memphis			L	0-63
2015	S12	Southern Miss	Hattiesburg			L	6-52
2015	S19	Vanderbilt	Nashville			L	7-47
2016	S03	Troy	Troy			L	17-57
2016	N19	Kentucky	Lexington			L	13-49
2017	A31	Cincinnati	Cincinnati			L	14-26
2017	S09	Miami (Ohio)	Oxford			L	10-31
2017	O28	Central Florida	Orlando		18/17	L	33-73
2018	S01	Georgia	Athens	22/23	3/4	L	0-45
2020	S12	Pittsburgh	Pittsburgh	13/13	-/RV	L	0-55
2020	S19	Cincinnati	Cincinnati	13/13	13/14	L	20-55
2021	S11	Mississippi	Oxford	17/18	RV/20	L	17-54
2022	A27	Western Kentucky	Bowling Green			L	27-38
2022	N19	Alabama	Tuscaloosa		8/8	L	0-34
2023	S09	Tennessee	Knoxville		9/9	L	13-30



THE LAST TIME A GOVERNOR...

Had 40 carries: Jay Bailey (47) at Kentucky Wesleyan, 10/19/02
Had 30 carries: Omar Williams (35) vs. Jacksonville St., 11/2/13
Rushed for 200 yards: Brian Snead (227) vs. Tennessee State, 2/28/21
Rushed for 150 yards: Jevon Jackson (158) at Lindenwood, 9/30/23
Rushed for 100 yards: Jevon Jackson (158) at Lindenwood, 9/30/23
Rushed for 100 yards in back-to-back games: Jevon Jackson at Stephen F. Austin (197), 9/23/23 & at Lindenwood (158), 9/30/23
Rushed 90 yards for a TD: Jay Bailey (99) at Valparaiso, 9/23/00
Rushed 80 yards for a TD: Otis Gerron (89) vs. Mercer, 10/11/14
Rushed 70 yards for a TD: Brian Snead (75) vs. Tennessee State, 2/28/21
Rushed for 5 TDs: Daniel Williams (5) vs. UT Martin, 11/23/96
Rushed for 4 TDs: JaVaughn Craig (4) vs. Morehead State, 9/16/17
Rushed for 3 TDs: Mike DiLiello (3) vs. Eastern Kentucky, 9/24/22
Two Govs rushed for 100 yards in the same game: Jevon Jackson (167) & CJ Evans Jr. (104) vs. Presbyterian, 9/3/22
Two Govs rushed for multiple TDs in the same game: Ahmaad Tanner (3) & Brian Snead (2) at Murray State, 10/23/21
Quarterback rushed for 100 yards: Mike DiLiello (181) vs. Eastern Kentucky, 9/24/22

Attempted 50 passes: Draylen Ellis (53) vs. Southeast Mo., 10/9/21
Attempted 40 passes: Mike DiLiello (46) vs. ETSU, 9/16/23
Attempted 30 passes: Mike DiLiello (30) at Lindenwood, 9/30/23
Completed 40 passes: Jake Ryan (40) at Jacksonville St., 11/10/12
Completed 30 passes: Mike DiLiello (37) vs. ETSU, 9/16/23
Completed 20 passes: Mike DiLiello (37) vs. ETSU, 9/16/23
Completed 80% of passes: Mike DiLiello (80.4) vs. ETSU, 9/16/23
Completed 70% of passes: Mike DiLiello (80.4) vs. ETSU, 9/16/23
Passed for 400 yards: Mike DiLiello (441) vs. ETSU, 9/16/23
Passed for 300 yards: Mike DiLiello (349) at Lindenwood, 9/30/23
Passed for 6 TDs: Draylen Ellis (6) at Southeast Missouri, 3/14/21
Passed for 5 TDs: Mike DiLiello (5) vs. ETSU, 9/16/23
Passed for 4 TDs: Mike DiLiello (5) vs. ETSU, 9/16/23
Had a 90-yard completion: Jesse Kellogg (91) vs. Campbellsville, 9/6/03
Had a 80-yard completion: Mike DiLiello (84) vs. ETSU, 9/16/23
Had a 70-yard completion: Mike DiLiello (78) at Stephen F. Austin, 9/23/23
Had a 60-yard completion: Mike DiLiello (78) at Stephen F. Austin, 9/23/23
Had a 50-yard completion: Mike DiLiello (78) at Stephen F. Austin, 9/23/23

Had 200 receiving yards: Drae McCray (237) vs. Tennessee Tech, 11/20/21
Had 150 receiving yards: Drae McCray (166) vs. Murray State, 10/15/22
Had 100 receiving yards: Jaden Barnes (121) vs. ETSU, 9/16/23
Had 4 TD receptions: Drae McCray (4) vs. Tennessee Tech, 11/20/21
Had 3 TD receptions: Drae McCray (4) vs. Tennessee Tech, 11/20/21
Had 2 TD receptions: Kam Thomas (2) at Lindenwood, 9/30/23
Caught a 90-yard pass: Paul Derrick (91) vs. Campbellsville, 9/6/03
Caught a 80-yard pass: Jaden Barnes (84) vs. ETSU, 9/16/23
Caught a 70-yard pass: Trey Goodman (78) at Stephen F. Austin, 9/23/23
Caught a 60-yard pass: Trey Goodman (78) at Stephen F. Austin, 9/23/23
Caught a 50-yard pass: Trey Goodman (78) at Stephen F. Austin, 9/23/23
Caught 10 passes: Drae McCray (10) at Alabama, 11/19/22
Two Govs had 100 receiving yards in the same game: Drae McCray (166) & James Burns (117) vs. Murray State, 10/15/22

Scored 30 points: Daniel Williams (30) vs. UT Martin, 11/23/96
Scored 5 TDs: Daniel Williams (5) vs. UT Martin, 11/23/96
Scored 4 TDs: Drae McCray (4) vs. Tennessee Tech, 11/20/21
Scored 3 TDs: Mike DiLiello (3) vs. Eastern Kentucky, 9/24/22
Last 2-point conversion: Trey Goodman (rush) vs. Southeast Mo., 10/9/21

Player ran for and caught a TD in the same game: Baniko Harley (2 rush, 1 rcv) at Sacramento St., 12/7/19
Gained 400 total offensive yards: Mike DiLiello (441) vs. ETSU, 9/16/23
Gained 200 all-purpose yards: Kam Thomas (201) vs. ETSU, 9/16/23
Govs had a 100-yard rusher and 100-yard receiver in the same game: CJ Evans Jr. (102 rushing) & Jaden Barnes (121 receiving) vs. ETSU, 9/16/23

Had 19 or more tackles in a game: Johnathan Shuler (19) vs. Southeast Mo., 10/27/12
Had 15 tackles in a game: Tyler Long (17) at Southern Illinois, 9/2/23
Multiple Govs had 10 tackles: Sam Howard (13) & Jaheim Ward (10) at Tennessee, 9/2/23

Had 3.0 sacks in a game: Joe Bell (3.0) vs. Campbellsville, 9/06/03
Had 4.0 tackles for loss: Antoine Williams (4.0) vs. Murray State, 10/15/22

Forced 2 fumbles: John Wesley Whiteside (2) at Jacksonville State, 3/28/21
Returned a fumble for a TD: Garrett Hawkins (5 yds) vs. ETSU, 9/16/23
Returned a fumble 50 yards: Antoine Williams (60) at Alabama A&M, 9/17/22

Returned an interception for a TD: Cedarius Doss at Stephen F. Austin, 9/23/23

Returned two interceptions for a TD: Kordell Jackson at Mercer, 9/14/19
Returned an interception 80 yards: Ryan Taylor (88) at Valparaiso, 9/11/04
Had 4 interceptions: Taylon Jenkins at Georgetown, 11/14/98
Had 3 interceptions: Johnathon Edwards vs. Eastern Illinois, 11/6/21
Had 2 interceptions: Cedarius Doss at Stephen F. Austin, 9/23/23
Two Govs had multiple interceptions in the same game: Johnathon Edwards (3) and Shamari Simmons (2) vs. Eastern Illinois, 11/6/21

Made a 55-yard field goal: Maddux Trujillo (55) vs. Jacksonville St., 10/29/22
Made a 50-yard field goal: Maddux Trujillo (55) vs. Jacksonville St., 10/29/22
Made a 45-yard field goal: Maddux Trujillo (45) at Tennessee, 9/2/23
Made a 40-yard field goal: Maddux Trujillo (45) at Tennessee, 9/2/23
Scored 12 points by kicking: Maddux Trujillo (12) vs. Tenn. Tech, 11/20/21
Made 5 kicking PATs: Maddux Trujillo (7) at Lindenwood, 9/30/23
Made 4 field goals: Stephen Stansell (4) vs. Tenn. St., 9/18/10
Made 3 field goals: Maddux Trujillo (3) at Tenn. St., 11/13/21
Attempted 4 field goals: Maddux Trujillo (4) at Tenn. St., 11/13/21

Had a 60-yard punt: Matthew Rigney (60) vs. Tenn. St., 10/2/21
Punted 10 times: Matthew Rigney (10) vs. Tenn. State, 2/28/21
Averaged 45 yards per punt: Matthew Rigney (45.2) vs. Miss. Valley St., 9/10/22

Returned 5 punts: Tyler Clendenen (5) vs. Culver-Stockton, 11/3/12
Totaled 100 punt return yards: Kam Thomas (123) vs. ETSU, 9/16/23
Totaled 60 punt return yards: Kam Thomas (123) vs. ETSU, 9/16/23
Had a 40-yard punt return: Kam Thomas (40) at Lindenwood, 9/30/23
Returned a punt for a TD: Kam Thomas (89) vs. ETSU, 9/16/23

Returned a kickoff for a TD: Kam Thomas (94) vs. Murray State, 10/15/22
Had a 90-yard kickoff return: Kam Thomas (94) vs. Murray State, 10/15/22
Had 6 kickoff returns: Kyran Moore (8) at UCF, 10/28/17
Total 200 kickoff return yards: Kyran Moore (223) at UCF, 10/28/17
Total 150 kickoff return yards: Kyran Moore (223) at UCF, 10/28/17

Blocked a PAT kick: Damion Barber vs. Southeast Mo., 10/9/21
Intercepted a 2-pt. conversion pass: N/A
Scored a defensive two-point conversion: Demarion Allen vs. Tenn. St., 11/5/16
Blocked a field goal: Gunnar Scholato vs. Morehead St., 9/16/17
Returned a blocked field goal for a TD: Kevis Buckley (67) at Southeast Mo., 11/3/07
Blocked a punt: Jaheim Ward at Lindenwood, 9/30/23
Returned a blocked punt for a TD: Drae McCray (39 yds) at Tenn. St., 11/13/21
Recovered own on-side kick: Kordell Jackson at Tenn. Tech, 2/21/21

Non-QB completed a pass: Trey Goodman (39 yds) at Western Kentucky, 9/27/21

Non-QB threw a TD: Baniko Harley to DeAngelo Wilson (40 yds) vs. North Carolina Central, 8/29/19
Offensive lineman scored a TD: Ryan Rockensuess at UCF, 10/28/17

THE LAST TIME THE GOVERNORS...

Won an OT game: at Southeast Missouri (49-42), 3/14/21

Lost an OT game: at Eastern Kentucky (10-13), 9/27/08

Beat Ranked FCS Opponent: vs. #16/20 Eastern Kentucky (31-20), 9/24/22

Beat an FBS Opponent: at Kansas State (26-22), 9/5/87

Were shutout: at Alabama (34-0), 11/19/22

Did not score an offensive TD: at Alabama (34-0), 11/19/22

Committed no turnovers: vs. ETSU, 9/16/23

Did not allow a sack: at Lindenwood, 9/30/23

Scored 28 points in a quarter: at Lindenwood (1st, 28), 9/30/23

Scored 50 points: at Lindenwood (52), 9/30/23

Scored 60 points: vs. ETSU (63), 9/16/23

Scored 70 points: at Morehead State (78), 9/15/18

Rushed for 400 yards: at Morehead St. (518), 9/15/18

Rushed for 300 yards: vs. Eastern Kentucky (322), 9/24/22

Rushed 70 times: Tennessee-Martin (71), 11/23/96

Rushed 60 times: vs. Eastern Illinois (66), 11/18/17

Rushed 50 times: vs. Eastern Kentucky (53), 9/24/22

Rushed 40 times: at Lindenwood (40), 9/30/23

Rushed for 6 TDs: vs. Tennessee State (6), 10/6/18

Rushed for 5 TDs: at Murray State (5), 10/23/21

Rushed for 4 TDs: at Kennesaw State (4), 11/12/22

Failed to rush for 100 yards: at Tennessee (79), 9/2/23

Attempted 50 passes: vs. Southeast Mo. (53), 10/9/21

Completed 40 passes: at Jacksonville St. (40), 11/10/12

Completed 30 passes: at Lindenwood (36), 9/30/23

Completed 80 percent of its passes: vs. ETSU (80.4), 9/16/23

Completed 60 percent of its passes: at Stephen F. Austin (61.5), 9/23/23

Passed for 400 yards: at Lindenwood (420), 9/30/23

Passed for 300 yards: at Lindenwood (420), 9/30/23

Threw 6 TD passes: at Southeast Missouri (6), 3/14/21

Threw 5 TD passes: vs. ETSU (5), 9/16/23

Threw 4 TD passes: at Lindenwood (4), 9/30/23

Failed to pass for 100 yards: at Stephen F. Austin (81), 9/23/23

Had 90 offensive plays: vs. Presbyterian (93), 9/3/22

Had 80 offensive plays: at Central Arkansas (84), 10/1/22

Had 600 offensive yards: at Lindenwood (690), 9/30/23

Had 500 offensive yards: at Lindenwood (690), 9/30/23

Had 400 offensive yards: at Lindenwood (690), 9/30/23

Scored 9 offensive TDs: vs. Presbyterian (9), 9/3/22

Scored 8 offensive TDs: vs. Presbyterian (9), 9/3/22

Scored 7 offensive TDs: at Lindenwood (7), 9/30/23

Scored 6 offensive TDs: at Lindenwood (7), 9/30/23

Shutout an opponent: vs. Miss. Valley St. (41-0), 9/10/22

Held an opponent without a TD: vs. ETSU, 9/16/23

Did not force a turnover: vs. Murray State, 10/15/22

Did not record a sack: at Stephen F. Austin, 9/23/23

Intercepted 6 passes: vs. Eastern Illinois (6), 11/6/21

Intercepted 5 passes: vs. Eastern Illinois (6), 11/6/21

Intercepted 4 passes: vs. Eastern Illinois (6), 11/6/21

Intercepted 3 passes: at Lindenwood (3), 9/30/23

Returned an interception for a TD: at Stephen F. Austin, 9/23/23

Returned two interceptions for TDs: at UT Martin, 10/30/21

Forced 4 fumbles: Ohio (4), 9/21/13

Recovered 4 fumbles: Tennessee State (4), 10/6/18

Had 7 sacks: at Tennessee Tech (7), 2/21/21

Had 6 sacks: at Tennessee Tech (7), 2/21/21

Had 5 sacks: at Alabama A&M (5), 9/17/22

Had 20 tackles for loss: at Valparaiso (20.0), 9/23/00

Had 15 tackles for loss: at Tennessee Tech (16.0), 2/21/21

Had 10 tackles for loss: at North Alabama (11), 11/5/22

Held opponent to fewer than 0 rush yards: vs. UT Martin (-25), 11/9/19

Held opponent to under 100 rush yards: vs. Murray State (34), 10/15/22

Held opponent to under 100 passing yards: vs. ETSU (77), 9/16/23

Had 100 yards in penalties: vs. Murray State (105), 10/15/22

Scored a safety: at Stephen F. Austin, 9/23/23

Returned 7 punts: at Campbellsville (7), 9/4/04

Had 70 yards in punt returns: vs. ETSU (149), 9/16/23

Returned 10 kickoffs: at UCF (10), 10/28/17

Had 200 yards in kick returns: at UCF (238), 10/28/17

Blocked a punt: at Lindenwood, 9/30/23

Blocked three punts: Southeast Missouri (3), 11/22/08

AUSTIN PEAY FOOTBALL

GOVERNORS ROSTERS

NUMERICAL

No.	Name	Pos.	Ht.	Wt.	Cl.	Hometown (Previous School)
0	Benji Johnson	DB	6-3	213	R-So.	Hooks, Texas / Hooks HS / New Mexico
0	Ashton Nickelberry	WR	5-10	181	R-Jr.	Brandon, Miss. / Brandon HS / Jones College
1	Cedarius Doss	DB	5-8	176	R-Sr.	Birmingham, Ala. / Ramsay HS / Tuskegee
1	Trey Goodman	WR	5-11	175	Jr.	Atlanta, Ga. / Norcross HS
2	Michael Ruttlen Jr. 🏆	DB	5-9	197	Gr.	Mt. Juliet, Tenn. / Mt. Juliet HS / Princeton
2	MJ Singleton	WR	5-9	171	Jr.	Lubbock, Texas / Monterey HS / Garden City CC (Kan.)
3	Kenny Odom	WR	5-8	163	R-Fr.	Savannah, Ga. / Savannah Country Day School
3	Jau'Von Young 🏆	DL	6-2	281	Gr.	Nashville, Tenn. / Republic HS
4	Sam Howard	LB	6-2	220	R-Jr.	Birmingham, Ala. / Shades Valley HS
4	Tre Shackelford	WR	6-1	189	R-So.	Decatur, Ala. / Austin HS
5	CJ Evans Jr.	RB	5-8	180	Sr.	Mobile, Ala. / McGill-Toolen Catholic HS
5	Rashaud Thomas Jr.	LB	6-0	215	R-Jr.	Washington, D.C. / Quince Orchard HS / Marshall
6	Kory Chapman	DB	5-10	178	Sr.	Hoover, Ala. / Hoover HS /
6	Davin Garinger	QB	6-1	190	Fr.	Clarksville, Tenn. / Clarksville HS
7	Brenen Hawkins	WR	6-3	213	R-So.	Colleyville, Texas / Heritage HS / Kansas State
8	Kam Thomas	WR	5-7	174	R-So.	Birmingham, Ala. / Ramsay HS
8	Tyler Long 🏆	LB	5-11	229	Gr.	Cincinnati, Ohio / Hughes STEM HS / Norfolk State
9	Skyler Locklear	QB	5-11	189	R-Fr.	Clayton, N.C. / Cleveland HS
9	Travis Bates	DL	6-3	265	R-Fr.	Tomball, Texas / Tomball HS
10	Hosea Knifeley Jr.	LB	6-1	232	Sr.	Bowling Green, Ky. / Butler HS
10	Jaden Barnes	WR	5-7	171	Fr.	Fairburn, Ga. / Langston Hughes HS
11	Brodie Williams	DB	5-9	175	R-So.	Jonesboro, Ark. / Jonesboro HS
11	Ty Watkins	QB	6-2	233	Fr.	Cumming, Ga. / South Forsyth HS
12	Mike DiLiello 🏆	QB	6-1	215	Gr.	Pembroke Pines, Fla. / Cooper City HS / Middle Tennessee
12	Jaheim Ward	DB	6-2	183	R-So.	Moultrie, Ga. / Colquitt County HS
13	Khatib Lyles 🏆	WR	6-0	215	Gr.	El Paso, Texas / Parkland HS / North Texas
13	Jevon McIver Jr.	DB	6-1	177	R-So.	Charlotte, N.C. / Rocky River HS / Lenoir-Rhyne
14	Jeremiah Flemmons	WR	6-1	204	R-Fr.	Ooltewah, Tenn. / East Hamilton HS
14	Christian Lewis 🏆	DB	5-11	200	Gr.	Farrell, Pa. / Farrell Area HS / Albany
15	Chase Allen	DB	5-10	196	So.	Nashville, Tenn. / Lipscomb Academy
15	Jake Johnson	QB	5-10	193	R-Jr.	Knoxville, Tenn. / Timber Creek HS (Fla.) / Rollins College
16	Bryce Robinson	QB	5-11	206	R-Sr.	Clarksville, Tenn. / Clarksville Academy
16	Jeremiah Collins	DB	6-1	168	Fr.	Louisville, Ky. / Oakland HS (Tenn.)
17	Mike Evans	DB	5-11	173	R-Fr.	St. Petersburg, Fla. / Lakewood HS
17	Ja'Quan Randolph	WR	5-11	175	R-Jr.	Lakeland, Fla. / Lake Gibson HS
18	Matthew Corley	QB	6-0	196	R-So.	Clarksville, Tenn. / Home Life Academy / Carson-Newman
18	Miles Richardson 🏆	DB	5-9	200	Gr.	Atlanta, Ga. / Chapel Hill HS / Wofford
19	Tae Gayden	WR	6-0	185	R-So.	Rayville, La. / Mangham HS
19	Tra Stover	DB	6-0	182	R-Fr.	Decatur, Ala. / Austin HS
20	Gerard Bullock	TE	6-0	197	R-Jr.	Nashville, Tenn. / Ensworth HS / Dayton
20	Jaden Lyles	DB	5-10	197	So.	Hendersonville, Tenn. / Lipscomb Academy
21	Denver Parker	DB	5-10	185	R-So.	St. Louis, Mo. / De Smet Jesuit HS
21	Marquez Taylor	RB	5-11	171	Fr.	McKenzie, Tenn. / McKenzie HS
22	Jevon Jackson	RB	5-8	200	R-So.	Decatur, Ala. / Austin HS
22	KJ Murden	DB	5-11	167	R-Jr.	Bolivar, Tenn. / Bolivar Central HS
23	Jordan Goco 🏆	TE	6-6	245	Gr.	Clemmons, N.C. / West Forsyth HS / Campbell
23	Conner Murphy	LB	6-0	194	Sr.	Murfreesboro, Tenn. / Blackman HS
24	Malaki Dowell	RB	5-9	180	Fr.	Sparta, Tenn. / White County HS
25	Frank Caldwell III	LB	6-2	219	Fr.	Smyrna, Ga. / Pace Academy
25	Kaden Williams	RB	5-7	179	Fr.	Thibodaux, La. / St. James HS
27	Tetoe Boyd Jr.	RB	5-8	204	R-Fr.	Cleveland, Tenn. / Cleveland HS
27	Xavier Smith	DB	6-0	186	R-Fr.	Atlanta, Ga. / Langston Hughes HS / Colorado
28	DJ Carter	WR	5-10	191	R-Fr.	Montgomery, Ala. / Montgomery Catholic HS
28	Gardy Paul 🏆	DL	5-11	299	Gr.	Naples, Fla. / St. John Neumann Catholic HS / Indiana Wesleyan
29	Ellis Ellis Jr.	DB	6-0	198	R-Fr.	Hendersonville, Tenn. / Hendersonville HS
29	Courtland Simmons	RB	5-11	199	Fr.	Madison, Tenn. / Davidson Academy
31	Austin Skoglund	LB	6-1	220	Jr.	Austin, Texas / Vandegrift HS / Tyler JC
32	Eddie Buxton Jr.	DB	5-11	195	R-So.	Cordova, Tenn. / Lausanne Collegiate School
32	Braden Ducharme	K/P	5-9	152	Fr.	Hermitage, Tenn. / Donelson Christian Academy
33	Jackson Griner	LB	6-2	213	R-So.	Columbus, Ga. / Glenwood HS
34	KT Owens	DL	6-3	223	R-Jr.	Oxford, Miss. / Oxford HS / Mississippi Delta CC
35	Riley Stephens	K/P	6-3	189	R-Jr.	New Smyrna Beach, Fla. / Dr. Phillips HS / Central Florida

ALPHABETICAL

No.	Name	Pos.
15	Chase Allen	DB
55	Jalen Armstrong	OL
87	Jack Baker	TE
50	Kendyle Ball	DL
10	Jaden Barnes	WR
9	Travis Bates	DL
27	Tetoe Boyd Jr.	RB
20	Gerard Bullock	TE
32	Eddie Buxton Jr.	DB
25	Frank Caldwell III	LB
28	DJ Carter	WR
6	Kory Chapman	DB
16	Jeremiah Collins	DB
52	Marceo Collins	DL
97	Carson Conner	DL
18	Matthew Corley	QB
42	TJ Cox	LB
79	Addison Darcy	OL
12	Mike DiLiello	QB
1	Cedarius Doss	DB
24	Malaki Dowell	RB
51	Josiah Drake	OL
32	Braden Ducharme	K/P
48	Javen Edmiston	LB
29	Ellis Ellis Jr.	DB
5	CJ Evans Jr.	RB
17	Mike Evans	DB
14	Jeremiah Flemmons	WR
35	Matthew Flint	LB
61	Davinci Floyd	OL
89	Dezmond Fort	WR
6	Davin Garinger	QB
19	Tae Gayden	WR
72	Jaiden Giovenco	OL
23	Jordan Goco	TE
77	Leo Gonzalez	OL
1	Trey Goodman	WR
92	Caleb Graham	DL
49	Christopher Grayson	K/P
33	Jackson Griner	LB
40	TJ Hartley	K/P
63	Donovan Haslam	OL
7	Brenen Hawkins	WR
43	Garrett Hawkins	LB
4	Sam Howard	LB
99	Paul Hutson III	DL
22	Jevon Jackson	RB
0	Benji Johnson	DB
15	Jake Johnson	QB
52	Chandler Kirton	OL
10	Hosea Knifeley Jr.	LB
14	Christian Lewis	DB
9	Skyler Locklear	QB
8	Tyler Long	LB
20	Jaden Lyles	DB
13	Khatib Lyles	WR
81	Josh Mailander	WR
45	Collins Malone	LB
46	J'Vian McCray	DL
88	Marcus McGhee	WR
13	Jevon McIver Jr.	DB
95	Elon McKenzie	DL

AUSTIN PEAY FOOTBALL

GOVERNORS ROSTERS

NUMERICAL

No.	Name	Pos.	Ht.	Wt.	Cl.	Hometown / High School / Previous School
35	Matthew Flint	LB	6-0	242	Gr.	Huntsville, Ala. / Madison County HS / Western Kentucky
36	Griffin Throneberry	LB	6-1	199	Fr.	Mt. Juliet, Tenn. / Mt. Juliet HS
40	TJ Hartley	K/P	5-11	167	Fr.	Fayetteville, Ga. / Whitewater HS
41	Darius Richmond	DL	6-3	266	Gr.	Spring, Texas / Oak Ridge HS / Incarnate Word
42	TJ Cox	LB	5-9	217	R-Fr.	Bartlett, Tenn. / Bartlett HS
43	Garrett Hawkins	LB	6-3	228	Fr.	Sevierville, Tenn. / Sevier County HS
44	Kyan Miller	DL	6-0	237	Fr.	Lexington, Ky. / Henry Clay HS
45	Collins Malone	LB	6-2	212	R-Fr.	Columbia, Tenn. / Columbia Academy
45	Ethan Myers	LS	6-0	211	R-Jr.	Murfreesboro, Tenn. / Blackman HS
46	J'Vian McCray	DL	6-0	327	R-Jr.	Shallotte, N.C. / West Brunswick HS / East Carolina
48	Javen Edmiston	LB	6-0	204	Fr.	Summertown, Tenn. / Summertown HS
49	Christopher Grayson	K/P	5-11	189	Fr.	Ringgold, Ga. / Heritage HS
50	Kendyle Ball	DL	6-1	258	R-Fr.	Nashville, Tenn. / Davidson Academy
50	Brennan Smith	OL	6-3	290	R-So.	Pensacola, Fla. / Escambia HS
51	Josiah Drake	OL	6-2	283	Fr.	Duncanville, Texas / Duncanville HS
52	Chandler Kirton	OL	6-0	290	R-So.	Atlantic Beach, Fla. / Duncan U. Fletcher HS
52	Marceo Collins	DL	6-1	276	Fr.	Ringgold, Ga. / Baylor School (Tenn.)
53	Christian Wingfield	OL	6-6	331	R-So.	Riverdale, Ga. / Hapeville Charter Academy
55	Jalen Armstrong	OL	6-3	295	Gr.	Calhoun City, Miss. / Calhoun City HS / Copiah-Lincoln CC
56	Isaiah Wright	OL	6-3	307	Gr.	Columbia, S.C. / Dutch Fork HS / Dodge City CC (Kan.)
57	Ty Williams	OL	6-3	285	Fr.	Greeneville, Tenn. / Greeneville HS
60	Conner Parsons	OL	6-3	275	Gr.	Mansfield, Texas / Mansfield HS / Louisiana-Monroe
61	Davinci Floyd	OL	6-2	346	Jr.	Collierville, Tenn. / Collierville HS / Coffeyville CC (Kan.)
63	Donovan Haslam	OL	6-4	340	So.	Perry, Ga. / Perry HS
68	Brady Odom	OL	6-0	280	Gr.	Reno, Nev. / Damonte Ranch HS / Northern Colorado
69	Michael Treadwell	OL	6-0	267	R-Jr.	Knoxville, Tenn. / Powell HS
70	Ian Poe	OL	6-3	298	So.	Tullahoma, Tenn. / Tullahoma HS
71	Harrison Wilkes	OL	6-3	264	Jr.	Germantown, Tenn. / Houston HS
72	Jaiden Giovenco	OL	6-5	300	R-Fr.	Tampa, Fla. / Tampa Catholic HS
75	Kobe Nash	OL	6-2	343	R-So.	Madison, Ala. / Buckhorn HS
77	Leo Gonzalez	OL	6-3	312	Fr.	Lenoir City, Tenn. / Lenoir City HS
78	Anietie Ntekop	OL	6-3	250	R-So.	Roswell, Ga. / Roswell HS
79	Addison Darcy	OL	6-3	303	Jr.	Hilton Head Island, S.C. / State College Area HS (Pa.) / Lindenwood
81	Josh Mailander	WR	6-1	178	Fr.	Goodlettsville, Tenn. / Pope John Paul II Prep
87	Jack Baker	TE	6-1	266	R-So.	Fairview, Tenn. / Fairview HS
88	Marcus McGhee	WR	5-11	200	R-Jr.	Birmingham, Ala. / Homewood HS
88	Corey Rocchietti	LS	5-8	233	Fr.	Mt. Juliet, Tenn. / Mt. Juliet HS
89	Dezmond Fort	WR	5-11	147	Fr.	Clarksville, Tenn. / Northeast HS
91	Maddux Trujillo	K	6-1	161	Jr.	Flowery Branch, Ga. / Flowery Branch HS
92	Caleb Graham	DL	6-0	270	Fr.	Maryville, Tenn. / Maryville HS
95	Elon McKenzie	DL	6-2	263	R-So.	Smiths, Ala. / Central HS
97	Carson Conner	DL	6-2	276	Jr.	Picayune, Miss. / Picayune Memorial HS / East Mississippi CC
98	Jaden Mckinney	DL	6-3	273	Fr.	Collierville, Tenn. / Collierville HS
99	Paul Hutson III	DL	6-0	269	So.	Norfolk, Va. / IMG Academy (Fla.) / Campbell

ALPHABETICAL

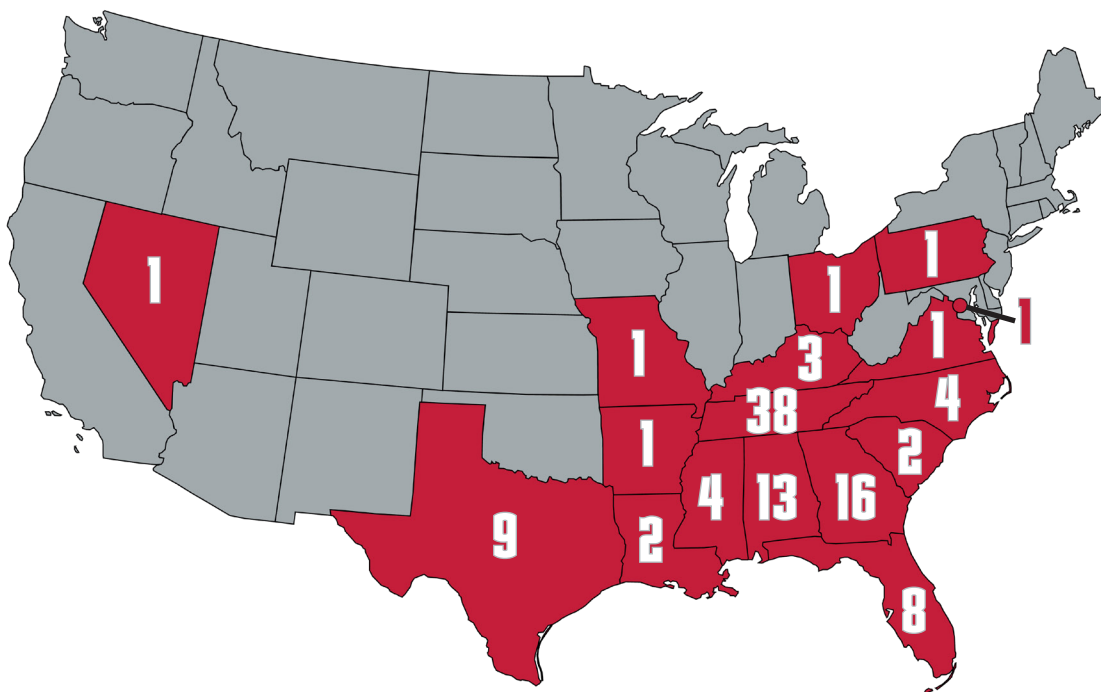
No.	Name	Pos.
98	Jaden Mckinney	DL
44	Kyan Miller	DL
22	KJ Murden	DB
23	Conner Murphy	LB
45	Ethan Myers	LS
75	Kobe Nash	OL
0	Ashton Nickelberry	WR
78	Anietie Ntekop	OL
68	Brady Odom	OL
3	Kenny Odom	WR
34	KT Owens	DL
21	Denver Parker	DB
60	Conner Parsons	OL
28	Gardy Paul	DL
70	Ian Poe	OL
17	Ja'Quan Randolph	WR
18	Miles Richardson	DB
41	Darius Richmond	DL
16	Bryce Robinson	QB
88	Corey Rocchietti	LS
2	Michael Ruttlen Jr.	DB
4	Tre Shackelford	WR
29	Courtland Simmons	RB
2	MJ Singleton	WR
31	Austin Skoglund	LB
50	Brennan Smith	OL
27	Xavier Smith	DB
35	Riley Stephens	K/P
19	Tra Stover	DB
21	Marquez Taylor	RB
5	Rashaud Thomas Jr.	LB
8	Kam Thomas	WR
36	Griffin Throneberry	LB
69	Michael Treadwell	OL
91	Maddux Trujillo	K
12	Jaheim Ward	DB
11	Ty Watkins	QB
71	Harrison Wilkes	OL
11	Brodie Williams	DB
25	Kaden Williams	RB
57	Ty Williams	OL
53	Christian Wingfield	OL
56	Isaiah Wright	OL
3	Jau'Von Young	DL

PRONUNCIATION GUIDE

52	Marco Collins	mar-see-oh	99	Paul Hutson III	HUT-son	88	Corey Rocchietti	roh-ket-ee
18	Matthew Corley	core-lee	52	Chandler Kirton	like "curtain"	31	Austin Skoglund	skog-lund
12	Mike DiLiello	DUH-lil-oh	10	Hosea Knifeley Jr.	Jose	19	Tra Stover	Trey
24	Malaki Dowell	mal-uh-ki	13	Khatib Lyles	huh-teeb (silent k)	21	Marquez Taylor	mar-quez
1	Cedarius Doss	suh-DARIUS	81	Josh Mailander	may-lander	36	Griffin Throneberry	throne-berry
32	Braden Ducharme	doo-sharm	46	J'Vian McCray	jay-vee-in	91	Maddux Trujillo	true-hee-oh
48	Javen Edmiston	ed-mist-ton	13	Jevon McIver Jr.	mc-iv-er	12	Jaheim Ward	Juh-heem
6	Davin Garinger	gare-un-ger	44	Kyan Miller	kye-enne (like the pepper)	3	Jau'Von Young	juh-VAWN
72	Jaiden Giovenco	Gee-uh-vink-oh	85	Anietie Ntekop	uh-knee-tay n-TEH-kop			
23	Jordan Goco	go-co	28	Gardy Paul	gar-dee			

AUSTIN PEAY FOOTBALL

GOVERNORS GEOGRAPHY



TENNESSEE (38)

2	Michael Rutllen Jr.	Mt. Juliet
3	Jau'Von Young	Nashville
6	Davin Garinger	Clarksville
14	Jeremiah Flemmons	Ooltewah
15	Jake Johnson	Knoxville
15	Chase Allen	Nashville
16	Bryce Robinson	Clarksville
18	Matthew Corley	Clarksville
20	Jaden Lyles	Hendersonville
20	Gerard Bullock	Nashville
21	Marquez Taylor	McKenzie
22	KJ Murden	Bolivar
23	Conner Murphy	Murfreesboro
24	Malaki Dowell	Sparta
27	Tetoe Boyd Jr.	Cleveland
29	Ellis Ellis Jr.	Hendersonville
29	Courtland Simmons	Madison
32	Braden Ducharme	Hermitage
32	Eddie Buxton Jr.	Cordova
36	Griffin Throneberry	Mt. Juliet
42	TJ Cox	Bartlett
43	Garrett Hawkins	Sevierville
45	Collins Malone	Columbia
45	Ethan Myers	Murfreesboro
48	Javen Edmiston	Summertown
50	Kendyle Ball	Nashville
57	Ty Williams	Greeneville
61	Davinci Floyd	Collierville
69	Michael Treadwell	Knoxville
70	Ian Poe	Tullahoma
71	Harrison Wilkes	Germantown
77	Leo Gonzalez	Lenoir City
81	Josh Mailander	Goodlettsville
87	Jack Baker	Fairview
88	Corey Rocchietti	Mt. Juliet
89	Dezmond Fort	Clarksville
92	Caleb Graham	Maryville
98	Jaden Mckinney	Collierville

GEORGIA (16)

1	Trey Goodman	Atlanta
3	Kenny Odom	Savannah
10	Jaden Barnes	Fairburn
11	Ty Watkins	Cumming

12	Jaheim Ward	Moultrie
18	Miles Richardson	Atlanta
25	Frank Caldwell III	Smyrna
27	Xavier Smith	Atlanta
33	Jackson Griner	Columbus
40	TJ Hartley	Fayetteville
49	Christopher Grayson	Ringgold
52	Marceo Collins	Ringgold
53	Christian Wingfield	Riverdale
63	Donovan Haslam	Perry
78	Anietie Ntekop	Roswell
91	Maddux Trujillo	Flowery Branch

ALABAMA (13)

1	Cedarius Doss	Birmingham
4	Sam Howard	Birmingham
4	Tre Shackelford	Decatur
5	CJ Evans Jr.	Mobile
6	Kory Chapman	Hoover
8	Kam Thomas	Birmingham
19	Tra Stover	Decatur
22	Jevon Jackson	Decatur
28	DJ Carter	Montgomery
35	Matthew Flint	Huntsville
75	Kobe Nash	Madison
88	Marcus McGhee	Birmingham
95	Elon McKenzie	Smiths

TEXAS (9)

0	Benji Johnson	Hooks
2	MJ Singleton	Lubbock
7	Brenen Hawkins	Colleyville
9	Travis Bates	Tomball
13	Khatib Lyles	El Paso
31	Austin Skoglund	Austin
41	Darius Richmond	Spring
51	Josiah Drake	Duncanville
60	Conner Parsons	Mansfield

FLORIDA (8)

12	Mike DiLiello	Pembroke Pines
17	Ja'Quan Randolph	Lakeland
17	Mike Evans	St. Petersburg
28	Gardy Paul	Naples
35	Riley Stephens	New Smyrna Beach
50	Brennan Smith	Pensacola

52	Chandler Kirton	Atlantic Beach
72	Jaiden Giovenco	Tampa

MISSISSIPPI (4)

0	Ashton Nickelberry	Brandon
34	KT Owens	Calhoun City
55	Jalen Armstrong	Oxford
97	Carson Conner	Picayune

NORTH CAROLINA (4)

9	Skyler Locklear	Clayton
13	Jevon McIver Jr.	Charlotte
23	Jordan Goco	Clemmons
46	J'Vian McCray	Shallotte

KENTUCKY (3)

10	Hosea Knifeley Jr.	Bowling Green
16	Jeremiah Collins	Lexington
44	Kyan Miller	Louisville

LOUISIANA (2)

19	Tae Gayden	Rayville
25	Kaden Williams	Thibodaux

SOUTH CAROLINA (2)

56	Isaiah Wright	Columbia
79	Addison Darcy	Hilton Head Island

ARKANSAS (1)

11	Brodie Williams	Jonesboro
----	-----------------	-----------

DISTRICT OF COLUMBIA (1)

5	Rashaud Thomas Jr.	Washington, D.C
---	--------------------	-----------------

MISSOURI (1)

21	Denver Parker	St. Louis
----	---------------	-----------

NEVADA (1)

68	Brady Odom	Reno
----	------------	------

OHIO (1)

8	Tyler Long	Cincinnati
---	------------	------------

PENNSYLVANIA (1)

14	Christian Lewis	Farrell
----	-----------------	---------

VIRGINIA (1)

99	Paul Hutson III	Norfolk
----	-----------------	---------

AUSTIN PEAY FOOTBALL

FORTERA STADIUM

Austin Peay's home football and track & field facility has resided on the corner of Marion & Henry Streets for 77 seasons.



MAYNARD FAMILY FIELD

Now known as Maynard Family Field, the new turf surface at Fortera Stadium features a 40-yard-long State of Tennessee logo with a Governors logo tucked inside and the Maynard Family logo on each 25-yard line. The Legion Hybrid Synthetic Turf was installed by Shaw Sports Turf in 2022 and is the same state-of-the-art turf that is used by a number of major college football programs.

BILL DUPES LOCKER ROOM

The Bill Dupes Locker Room, which was completely renovated before the 2022 season, was a \$750,000 project that featured customized and state-of-the-art lockers from Wenger Lockers, brand-new carpet, multi-colored LED lights, a new sound system, and new branding and signage around the locker room. The top-of-the-line facility will provide Austin Peay student-athletes a premier place to prepare for and celebrate their success on the gridiron at Fortera Stadium.

HOME SWEET HOME

Austin Peay football has proudly been located on the corner of Marion and Henry Streets since 1946. Recent renovations have allowed the Governors to establish a strong home-field advantage in one of the premier stadiums in all the FCS. Since 2017, Austin Peay has compiled a 19-6 home record, with a winning record at Fortera Stadium in each of the last six seasons.

FORTERA STADIUM RISES

Following the 2015 season, the Austin Peay State University embarked on the biggest construction project dedicated to football in its history. What resulted is a \$19-million facility that has four levels on its west side. On the lower level is the player locker room, players lounge, athletic training room, equipment room, weight room, and nutrition room. The top two floors provide a premier fan experience with the Echo Power Club Level on the third floor and private suites on the fourth floor. The facility was officially named Fortera Stadium to begin the 2016 season.

HEAVY LIFTING ENABLED

In March 2017, construction was completed on a new weight room inside Fortera Stadium. The state-of-the-art facility will serve not only Austin Peay football but also a host of the athletics department's programs. The new space houses racks, free weights, and treadmills in the facility.

HISTORY LESSON

The original Municipal Stadium's construction was finished prior to the 1946 season as a joint project between the City of Clarksville, Montgomery County, and Austin Peay State College. The city-owned and operated the facility that housed APSC's football and track teams along with local schools' sporting events.

In 1970, the city conveyed the title to one-third of the stadium to the state of Tennessee for the university and Montgomery County, who then formed the Stadium Authority that was in charge of the stadium's operations.

The university purchased Municipal Stadium from the Stadium Authority and Montgomery County in 1993 and renamed it Governors Stadium.

In April 2016, Austin Peay and Fortera Credit Union entered a 25-year sponsorship agreement, rebranding the historic Governors Stadium to Fortera Stadium.

FORTERA STADIUM FACTS

Stadium Name	Fortera Stadium
Field Name	Maynard Family Field
Capacity	10,100
Surface	Legion Hybrid Synthetic Turf
Installed	2022 by Shaw Sports Turf
First Season at Fortera Stadium	2016
Austin Peay record at Fortera Stadium	24-12 (.667)

YEAR-BY-YEAR

2016	0-5	2017	4-1	2018	4-1	2019	6-1	2020	2-1
2021	3-2	2022	4-1	2023	1-0				

TOP-FIVE ATTENDANCE MARKS

- 12,201 - Tennessee State - Oct. 6, 2018
- 9,428 - Southeast Missouri - Oct. 21, 2017
- 8,827 - Eastern Kentucky - Sept. 24, 2022
- 8,812 - UT Martin - Sept. 30, 2017
- 8,679 - UT Martin - Nov. 2, 2019

AUSTIN PEAY FOOTBALL

BIG PLAY TRACKER

PASSING (30+ YARDS)

Date	Opp.	Receiver/QB	Yds. (TD)
9/2	SIU	K. Thomas/DiLiello	41 (TD)
9/2	SIU	K. Odom/DiLiello	44 (TD)
9/9	UT	Goodman/DiLiello	52 (TD)
9/16	ETSU	Goodman/DiLiello	30 (TD)
9/16	ETSU	Barnes/DiLiello	84
9/16	ETSU	Singleton/DiLiello	54
9/16	ETSU	K. Thomas/DiLiello	49
9/23	SFA	Goodman/DiLiello	78 (TD)
9/30	LU	Goodman/DiLiello	42 (TD)
9/30	LU	K. Thomas/DiLiello	46 (TD)
9/30	LU	K. Thomas/DiLiello	46 (TD)
9/30	LU	Shackelford/DiLiello	43
9/30	LU	Goco/DiLiello	31
9/30	LU	Goodman/DiLiello	40
9/30	LU	K. Odom/Locklear	46 (TD)

RUSHING (20+ YARDS)

Date	Opp.	Rusher	Yds. (TD)
9/9	UT	DiLiello	45
9/16	ETSU	Evans Jr.	48
9/16	ETSU	DiLiello	20
9/23	SFA	Jackson	24 (TD)
9/23	SFA	Jackson	56
9/30	LU	Jackson	20
9/30	LU	Jackson	40 (TD)

SPECIAL TEAMS (30+ YARDS)

Date	Opp.	Player/Play Type	Yds. (TD)
9/16	ETSU	K. Thomas/PR	89 (TD)
9/23	SFA	K. Thomas/KR	43
9/30	LU	K. Thomas/PR	43

DEFENSE (20+ YARDS)

Date	Opp.	Player/Play Type	Yds. (TD)
9/23	SFA	Doss/INT	20 (TD)

BIG PLAY LEADERS

Player	Total/TD	Rec./TD	Rush/TD	ST/TD	Def./TD
Kam Thomas	7/4	4/3	--	3/1	--
Trey Goodman	5/4	5/4	--	--	--
Jevon Jackson	4/2	--	4/2	--	--
Kenny Odom	2/2	2/2	--	--	--
Mike DiLiello	2/0	--	2/0	--	--
Cedarius Doss	1/1	--	--	--	1/1
Jaden Barnes	1/0	1/0	--	--	--
CJ Evans Jr.	1/0	--	1/0	--	--
Jordan Goco	1/0	1/0	--	--	--
Tre Shackelford	1/0	1/0	--	--	--
MJ Singleton	1/0	1/0	--	--	--
Total	26/13	15/9	7/2	3/1	1/1

LONGEST PLAYS

Yds.	Player	Opp.	Date
84	Mike DiLiello to Jaden Barnes	ETSU	9/16 vs.
78	Mike DiLiello to Trey Goodman	SFA	9/23 at
56	Jevon Jackson	SFA	9/23 at
40	Jevon Jackson	LU	9/30 at
89	Kam Thomas (TD)/Punt Return	ETSU	9/16 vs.
20	Cedarius Doss (TD)/INT	SFA	9/23 at



2023-24 Austin Peay Football
Overall Team Statistics
All games

Team Statistics

	APSU	OPP
Scoring	173	112
Points per game	34.6	22.4
Points Off Turnovers	51	13
First Downs	106	98
Rushing	46	49
Passing	47	39
Penalty	13	10
Rushing Yardage	786	947
Yards gained rushing	928	1028
Yards lost rushing	142	81
Rushing attempts	168	200
Average per rush	4.7	4.7
Average per game	157.2	189.4
TDs Rushing	7	6
Passing Yardage	1416	963
Comp-Att-Int	114-170-6	92-164-6
Average per pass	8.3	5.9
Average per catch	12.4	10.5
Average per game	283.2	192.6
TDs Passing	13	6
Total offense	2202	1910
Total plays	338	364
Average per play	6.5	5.2
Average per game	440.4	382.0
Kick returns: #-Yards	14-258	10-171
Punt returns: #-Yards	9-193	3-16
Int returns: #-Yards	6-74	6-35
Kick return average	18.4	17.1
Punt return average	21.4	5.3
Int return average	12.3	5.8
Fumbles-Lost	4-3	6-4
Penalties-Yards	30-282	40-364
Average per game	56.4	72.8
Punts-Yards	19-747	27-1136
Average per punt	39.3	42.1
Net punt average	39.0	33.4
Kickoffs-Yards	31-1914	26-1541
Average per kick	61.7	59.3
Net kick average	39.4	39.1
Time of possession / game	28:34	30:16
3rd-down conversion	23/65	16/69
3rd-down pct	35%	23%
4rd-down conversion	7/16	8/12



**2023-24 Austin Peay Football
Overall Team Statistics
All games**

	APSU	OPP
4rd-down pct	44%	67%
Sacks by-Yards	8-41	15-106
Misc Yards	0	0
Touchdowns scored	23	13
Field goals - attempts	4-4	7-9
On-Side kicks	0-2	0-0
Red-zone scores	(14-16) 88%	(13-17) 76%
Red-zone touchdowns	(10-16) 63%	(8-17) 47%
PAT-attempts	(21-23) 91%	(13-13) 100%
2-point conversion-attempts	(0-0) 0%	(0-0) 0%
Attendance	8296	122890
Games / Avg per game	1/8296	4/30723
Neutral site games	-	0/0

Score by Periods

Team	1st	2nd	3rd	4th	OT	TOT
Austin Peay	59	24	31	59	0	173
Opponents	17	44	29	22	0	112



2023-24 Austin Peay Football
Individual Statistics
All games

Rushing

Player	gp	att	gain	loss	net	avg	td	lg	avg/g
Jevon Jackson	5	72	461	14	447	6.2	4	56	89.4
CJ Evans Jr.	3	29	159	6	153	5.3	1	48	51.0
Mike DiLiello	5	51	235	120	115	2.3	2	45	23.0
Kam Thomas	5	7	45	0	45	6.4	0	14	9.0
Kaden Williams	1	5	21	1	20	4.0	0	9	20.0
Courtland Simmons	1	2	7	0	7	3.5	0	5	7.0
Team	5	2	0	1	-1	-0.5	0	0	-0.2
Total	5	168	928	142	786	4.7	7	56	157.2
Opponents	5	200	1028	81	947	4.7	6	38	189.4

Passing

Player	gp	effic	comp-att-int	pct	yds	td	lg	avg/g
Mike DiLiello	5	154.1	109-162-6	67.3	1345	12	84	269.0
Skyler Locklear	2	281.4	3-4-0	75.0	59	1	46	29.5
Trey Goodman	5	0.0	0-2-0	0.0	0	0	0	0.0
Bryce Robinson	1	100.0	1-1-0	100.0	0	0	0	0.0
Jake Johnson	1	200.8	1-1-0	100.0	12	0	12	12.0
Total	5	155.2	114-170-6	67.1	1416	13	84	283.2
Opponents	5	110.2	92-164-6	56.1	963	6	54	192.6

Receiving

Player	gp	no.	yds	avg	td	lg	avg/g
Tre Shackelford	5	21	232	11.0	1	43	46.4
Kam Thomas	5	16	249	15.6	3	49	49.8
Trey Goodman	5	13	297	22.8	4	78	59.4
Kenny Odom	5	13	124	9.5	2	46	24.8
MJ Singleton	5	13	143	11.0	0	54	28.6
Jaden Barnes	5	11	151	13.7	0	84	30.2
Brenen Hawkins	4	8	82	10.3	1	24	20.5
Jordan Goco	5	6	60	10.0	1	31	12.0
CJ Evans Jr.	3	4	29	7.3	0	22	9.7
Jevon Jackson	5	4	21	5.3	0	20	4.2
Khatib Lyles	5	3	16	5.3	1	8	3.2
JaQuan Randolph	1	1	0	0.0	0	0	0.0
DJ Carter	4	1	12	12.0	0	12	3.0
Total	5	114	1416	12.4	13	84	283.2
Opponents	5	92	963	10.5	6	54	192.6

Punt Returns

Player	no.	yds	avg	td	lg
Kam Thomas	8	167	20.9	1	89
Jaden Barnes	1	26	26.0	0	26
Total	9	193	21.4	1	89
Opponents	3	16	5.3	0	13

Interceptions

Player	no.	yds	avg	td	lg
Cedarius Doss	2	20	10.0	1	20
Jau'von Young	1	18	18.0	0	18
Michael Ruttlen Jr.	1	19	19.0	0	19
Benji Johnson	1	13	13.0	0	13
Jevon McIver Jr.	1	4	4.0	0	4
Total	6	74	12.3	1	20
Opponents	6	35	5.8	1	26

Kick Returns

Player	no.	yds	avg	td	lg
Kam Thomas	10	209	20.9	0	43
Jaden Barnes	4	49	12.3	0	14
Total	14	258	18.4	0	43
Opponents	10	171	17.1	0	33

Fumble Returns

Player	no.	yds	avg	td	lg
Garrett Hawkins	1	5	5.0	1	5
Sam Howard	1	0	0.0	0	0
Tyler Long	1	0	0.0	0	0
Jaden Mckinney	1	0	0.0	0	0
Total	4	5	1.3	1	5
Opponents	3	0	0.0	0	0



**2023-24 Austin Peay Football
Individual Statistics
All games**

Scoring

Player	td	fg	PAT						pts
			kick	rush	rcv	pass	dxp	saf	
Maddux Trujillo	-	4-4	21-23	-	-	-	-	-	33
Kam Thomas	4	-	-	-	-	-	-	-	24
Jevon Jackson	4	-	-	-	-	-	-	-	24
Trey Goodman	4	-	-	-	-	-	-	-	24
Mike DiLiello	2	-	-	-	-	-	-	-	12
Kenny Odom	2	-	-	-	-	-	-	-	12
CJ Evans Jr.	1	-	-	-	-	-	-	-	6
Jordan Goco	1	-	-	-	-	-	-	-	6
Khatib Lyles	1	-	-	-	-	-	-	-	6
Cedarius Doss	1	-	-	-	-	-	-	-	6
Brenen Hawkins	1	-	-	-	-	-	-	-	6
Tre Shackelford	1	-	-	-	-	-	-	-	6
Garrett Hawkins	1	-	-	-	-	-	-	-	6
Total	23	4-4	21-23	0	0	0	0	1	173
Opponents	13	7-9	13-13	0	0	0	0	0	112

Field Goals

Player	fg	pct.	01-19	20-29	30-39	40-49	50-99	lg	blk
Maddux Trujillo	4-4	100.0	0-0	2-2	1-1	1-1	0-0	45	0
Opponents	7-9	77.8	0-0	3-3	4-6	0-0	0-0	39	0

FG Sequence

Team Name	Austin Peay	Opponents
Southern Ill.	(29)	35
Tennessee	(45),(34)	(28),(37),(22)
Lindenwood	(28)	(39)
ETSU		(25)
SFA		39,(35),(39)

Numbers in (parentheses) indicate field goal was made

Total Offense

Player	g	plays	rush	pass	total	avg/g
Mike DiLiello	5	213	115	1345	1460	292.0
Jevon Jackson	5	72	447	0	447	89.4
CJ Evans Jr.	3	29	153	0	153	51.0
Skyler Locklear	2	4	0	59	59	29.5
Kam Thomas	5	7	45	0	45	9.0
Kaden Williams	1	5	20	0	20	20.0
Jake Johnson	1	1	0	12	12	12.0
Courtland Simmons	1	2	7	0	7	7.0
Team	5	0	-1	0	-1	-0.2
Total	5	338	786	1416	2202	440.4
Opponents	5	364	947	963	1910	382.0

Punting

Player	no.	yds	avg	lg	tb	fc	i20	50+	blk
Riley Stephens	17	697	41.0	52	0	7	3	1	0
Mike DiLiello	2	50	25.0	34	0	0	1	0	0
Total	19	747	39.3	52	0	7	4	1	0
Opponents	27	1136	42.1	55	1	6	6	7	1

Kickoffs

Player	no.	yds	avg	tb	ob	retn	net	ydln
Riley Stephens	30	1905	63.5	20	0			
Maddux Trujillo	1	9	9.0	0	0			
Total	31	1914	61.7	20	0	10	39.4	25
Opponents	26	1541	59.3	9	1	14	39.1	25



2023-24 Austin Peay Football
Individual Statistics
All games

All Purpose

Player	g	rush	rcv	pr	kr	ir	total	avg/g
Kam Thomas	5	45	249	167	209	0	670	134.0
Jevon Jackson	5	447	21	0	0	0	468	93.6
Trey Goodman	5	0	297	0	0	0	297	59.4
Tre Shackelford	5	0	232	0	0	0	232	46.4
Jaden Barnes	5	0	151	26	49	0	226	45.2
CJ Evans Jr.	3	153	29	0	0	0	182	60.7
MJ Singleton	5	0	143	0	0	0	143	28.6
Kenny Odom	5	0	124	0	0	0	124	24.8
Mike DiLiello	5	115	0	0	0	0	115	23.0
Brenen Hawkins	4	0	82	0	0	0	82	20.5
Jordan Goco	5	0	60	0	0	0	60	12.0
Cedarius Doss	5	0	0	0	0	20	20	4.0
Kaden Williams	1	20	0	0	0	0	20	20.0
Michael Ruttlen Jr.	5	0	0	0	0	19	19	3.8
Jau'von Young	5	0	0	0	0	18	18	3.6
Khatib Lyles	5	0	16	0	0	0	16	3.2
Benji Johnson	3	0	0	0	0	13	13	4.3
DJ Carter	4	0	12	0	0	0	12	3.0
Courtland Simmons	1	7	0	0	0	0	7	7.0
Jevon McIver Jr.	5	0	0	0	0	4	4	0.8
Team	5	-1	0	0	0	0	-1	-0.2
Total	5	786	1416	193	258	74	2727	545.4
Opponents	5	947	963	16	171	35	2132	426.4



2023-24 Austin Peay Football
Overall Defense Statistics
All games

Team Defense

##	Player	gp	Tackles				Sacks	Pass defense			Fumbles		blkd	
			ua	a	tot	tfl/yds		no-yds	int-yds	brup	qbh	fr-yds	ff	kick
8	Tyler Long	5	11	32	43	1.5-4	.	.	1	2	1-0	.	.	.
4	Sam Howard	5	17	22	39	5-16	1-6	.	.	3	1-0	.	.	.
6	Kory Chapman	5	12	16	28	1-5	0.5-4	.	2	2
13	Jevon Mclver Jr.	5	15	9	24	1-2	.	1-4	4	.	.	1	.	.
2	Michael Ruttlen Jr.	5	12	10	22	1.5-4	.	1-19
27	Xavier Smith	5	8	13	21	1.5-7	1-6	1	.	.
12	Jaheim Ward	5	7	12	19	.	.	.	3	.	.	.	1	.
10	Hosea Knifeley Jr.	5	9	7	16	3-6	2-4	.	2	2	.	1	.	.
3	Jau'von Young	5	3	11	14	1-2	.	1-18	1	2
9	Travis Bates	5	3	11	14	1.5-6	0.5-4	.	1	3
43	Garrett Hawkins	5	7	6	13	1-3	.	.	1	.	1-5	.	.	.
1	Cedarius Doss	5	7	5	12	.	.	2-20	1	.	.	1	.	.
20	Jaden Lyles	5	6	4	10
31	Austin Skoglund	5	6	4	10	1-9
41	Darius Richmond	5	1	8	9	.	.	.	1
28	Gardy Paul	4	1	8	9	0.5-0
46	J'Vian McCray	5	3	5	8	2-11	2-11	.	1
14	Christian Lewis	5	3	4	7	.	.	.	1
98	Jaden Mckinney	5	5	2	7	1-3	.	.	1	.	1-0	.	.	.
21	Denver Parker	3	1	6	7	.	.	.	1
0	Benji Johnson	3	2	5	7	.	.	1-13	2
29	Ellis Ellis Jr.	4	5	1	6
17	Mike Evans	4	1	4	5	1-1
99	Paul Hutson III	3	1	3	4
34	KT Owens	5	2	1	3	1.5-7	1-6
50	Kendyle Ball	3	1	2	3
25	Frank Caldwell III	3	1	2	3
95	Elon McKenzie	3	1	1	2
97	Carson Conner	3	1	1	2	2
35	Riley Stephens	5	1	1	2
15	Chase Allen	5	1	1	2
32	Eddie Buxton	1	2	.	2
18	Miles Richardson	4	2	.	2	1
8	Kam Thomas	5	1	.	1
23	Conner Murphy	3	.	1	1
4	Tre Shackelford	5	1	.	1
19	Tae Gayden	5	.	1	1
19	Tra Stover	2	1	.	1
13	Khatib Lyles	5	.	1	1
Totals		5	161	220	381	25-86	8-41	6-74	23	17	4-5	4	1	1
Opponents		5	165	212	377	40-168	15-106	6-35	18	4	3-0	3	0	0



**2023-24 Austin Peay Football
Team Game-by-Game
All games**

Date	Opponent	Rushing				Receiving				Passing				Kick Returns				Punt Returns				tot off		
		no.	yds	td	lg	no.	yds	td	lg	cmp	att	int	yds	td	lg	no.	yds	td	lg	no.	yds		td	lg
09/02/2023	at Southern Ill.	23	39	1	12	20	214	2	44	20	34	2	214	2	44	6	84	0	23	1	5	0	5	253
09/09/2023	at Tennessee	34	79	0	45	29	260	1	52	29	41	1	260	1	52	0	0	0	0	1	-1	0	0	339
09/16/2023	ETSU	29	171	2	48	37	441	5	84	37	46	0	441	5	84	2	35	0	24	5	149	1	89	612
09/23/2023	at SFA	42	227	1	56	8	81	1	78	8	13	2	81	1	78	4	111	0	43	1	0	0	0	308
09/30/2023	at Lindenwood	40	270	3	40	20	420	4	46	20	36	1	420	4	46	2	28	0	14	1	40	0	40	690
Austin Peay		168	786	7	56	114	1416	13	84	114	170	6	1416	13	84	14	258	0	43	9	193	1	89	2202
Opponents		200	947	6	38	92	963	6	54	92	164	6	963	6	54	10	171	0	33	3	16	0	13	1910

Austin Peay Averages

Games	Avg/ rush	Avg/ catch	Pass effc	KR avg	PR avg	All purpose avg/game	Total offense avg/game
5	4.7	12.4	155.2	18.4	21.4	545.4	440.4

Date	Opponent	ua	Tackles		Sacks no-yds	Fumble ff fr-yds	Pass Defense			blkd kick	PAT attempts			off				
			a	total			tfl-yds	int-yds	qbh		brup	kick	rush	rcv	saf	t/o	pts	
09/02/2023	at Southern Ill.	19	78	97	4.0-13	1-8	1	1-0	0-0	0	5	0	2-3	0	0	0	3	23
09/09/2023	at Tennessee	30	42	72	5.0-17	1-7	1	1-0	0-0	3	4	0	1-1	0	0	0	0	13
09/16/2023	ETSU	31	40	71	6.0-26	2-10	0	1-5	1-4	5	2	0	9-9	0	0	0	14	63
09/23/2023	at SFA	27	42	69	3.0-7	0-0	1	0-0	2-20	5	5	0	2-3	0	0	1	13	22
09/30/2023	at Lindenwood	54	18	72	7.0-23	4-16	1	1-0	3-50	4	7	1	7-7	0	0	0	21	52
Austin Peay		161	220	381	25.0-86	8-41	4	4-5	6-74	17	23	1	21-23	0	0	1	51	173
Opponents		165	212	377	40.0-168	15-106	3	3-0	6-35	4	18	0	13-13	0	0	0	13	112

Date	Opponent	Punting										Field Goals			Kickoffs			
		no.	yds	avg	long	blkd	tb	fc	50+	120	md-att	long	blkd	no.	yds	avg	tb	ob
09/02/2023	at Southern Ill.	6	241	40.2	43	0	0	3	0	1	1-1	29	0	4	204	51.0	2	0
09/09/2023	at Tennessee	4	161	40.3	47	0	0	0	0	0	2-2	45	0	4	251	62.8	2	0
09/16/2023	ETSU	1	34	34.0	34	0	0	0	0	1	0-0	0	0	10	619	61.9	6	0
09/23/2023	at SFA	4	136	34.0	46	0	0	3	0	0	0-0	0	0	4	260	65.0	4	0
09/30/2023	at Lindenwood	4	175	43.8	52	0	0	1	1	2	1-1	28	0	9	580	64.4	6	0
Austin Peay		19	747	39.3	52	0	0	7	1	4	4-4	45	0	31	1914	61.7	20	0
Opponents		27	1136	42.1	55	1	1	6	7	6	7-9	39	0	26	1541	59.3	9	1



2023-24 Austin Peay Football
Opponents Game-by-Game
All games

Date	Opponent	Rushing				Receiving				Passing				Kick Returns				Punt Returns				tot off		
		no.	yds	td	lg	no.	yds	td	lg	cmp	att	int	yds	td	lg	no.	yds	td	lg	no.	yds		td	lg
09/02/2023	at Southern Ill.	44	169	3	14	20	263	3	54	20	30	0	263	3	54	2	15	0	15	1	-2	0	0	432
09/09/2023	at Tennessee	32	228	1	38	21	228	2	43	21	33	0	228	2	43	2	41	0	33	2	18	0	13	456
09/16/2023	ETSU	46	191	0	29	7	77	0	23	7	16	1	77	0	23	3	54	0	32	0	0	0	0	268
09/23/2023	at SFA	33	131	1	25	22	193	1	47	22	40	2	193	1	47	0	0	0	0	0	0	0	0	324
09/30/2023	at Lindenwood	45	228	1	28	22	202	0	29	22	45	3	202	0	29	3	61	0	29	0	0	0	0	430
Opponents		200	947	6	38	92	963	6	54	92	164	6	963	6	54	10	171	0	33	3	16	0	13	1910
Austin Peay		168	786	7	56	114	1416	13	84	114	170	6	1416	13	84	14	258	0	43	9	193	1	89	2202

Opponents Averages

Games	Avg/ rush	Avg/ catch	Pass effc	KR avg	PR avg	All purpose avg/game	Total offense avg/game
5	4.7	10.5	110.2	17.1	5.3	426.4	382.0

Date	Opponent	ua	Tackles			Sacks no-yds	Fumble		Pass Defense			blkd kick	PAT attempts			off		
			a	total	tfl-yds		ff	fr-yds	int-yds	qbh	brup		kick	rush	rcv	saf	t/o	pts
09/02/2023	at Southern Ill.	22	48	70	10.0-51	4-32	1	1-0	2-26	0	4	0	7-7	0	0	0	7	49
09/09/2023	at Tennessee	44	28	72	14.0-60	7-48	0	1-0	1-0	2	6	0	3-3	0	0	0	3	30
09/16/2023	ETSU	32	60	92	5.0-17	1-5	1	0-0	0-0	0	0	0	0-0	0	0	0	0	3
09/23/2023	at SFA	22	54	76	9.0-36	3-21	0	0-0	2-12	0	1	0	2-2	0	0	0	3	20
09/30/2023	at Lindenwood	45	22	67	2.0-4	0-0	1	1-0	1--3	2	7	0	1-1	0	0	0	0	10
Opponents		165	212	377	40.0-168	15-106	3	3-0	6-35	4	18	0	13-13	0	0	0	13	112
Austin Peay		161	220	381	25.0-86	8-41	4	4-5	6-74	17	23	1	21-23	0	0	1	51	173

Date	Opponent	Punting										Field Goals			Kickoffs			
		no.	yds	avg	long	blkd	tb	fc	50+	120	md-att	long	blkd	no.	yds	avg	tb	ob
09/02/2023	at Southern Ill.	3	112	37.3	50	0	0	2	1	0	0-1	0	0	8	483	60.4	2	0
09/09/2023	at Tennessee	4	172	43.0	49	0	0	2	0	2	3-3	37	0	7	437	62.4	6	1
09/16/2023	ETSU	8	370	46.3	55	0	1	1	3	2	1-1	25	0	2	124	62.0	0	0
09/23/2023	at SFA	3	141	47.0	55	0	0	0	2	1	2-3	39	0	6	351	58.5	1	0
09/30/2023	at Lindenwood	9	341	37.9	50	1	0	1	1	1	1-1	39	0	3	146	48.7	0	0
Opponents		27	1136	42.1	55	1	1	6	7	6	7-9	39	0	26	1541	59.3	9	1
Austin Peay		19	747	39.3	52	0	0	7	1	4	4-4	45	0	31	1914	61.7	20	0



2023-24 Austin Peay Football
Red-Zone Results
All games

Austin Peay Inside Opponent Red-Zone

Date	Opponent	Score	Times In RZ	Times Scored	Total		Rush	Pass	FGs	Failed to score inside RZ						
					Pts	TDs	TDs	TDs	Made	FGA	Down	Int	Fumb	Half	Game	
09/02/2023	at Southern Ill.	L 23-49	2	2	10	1	1	0	1	1	0	0	0	0	0	0
09/09/2023	at Tennessee	L 13-30	3	2	6	0	0	0	2	2	1	0	0	0	0	
09/16/2023	ETSU	W 63-3	6	6	42	6	2	4	0	0	0	0	0	0	0	
09/23/2023	at SFA	W 22-20	2	1	6	1	1	0	0	0	1	0	0	0	0	
09/30/2023	at Lindenwood	W 52-10	3	3	17	2	2	0	1	1	0	0	0	0	0	
Totals 14 of 16 (87.5%)			16	14	81	10	6	4	4	4	2	0	0	0	0	

Opponents Inside Austin Peay Red-Zone

Date	Opponent	Score	Times In RZ	Times Scored	Total		Rush	Pass	FGs	Failed to score inside RZ					
					Pts	TDs	TDs	TDs	Made	FGA	Down	Int	Fumb	Half	Game
09/02/2023	Southern Ill.	L 23-49	5	4	28	4	3	1	0	1	0	0	0	0	0
09/09/2023	Tennessee	L 13-30	6	5	23	2	1	1	3	3	1	0	0	0	0
09/16/2023	ETSU	W 63-3	2	1	3	0	0	0	1	1	0	0	0	0	0
09/23/2023	SFA	W 22-20	3	3	17	2	1	1	1	1	0	0	0	0	0
09/30/2023	Lindenwood	W 52-10	1	0	0	0	0	0	0	0	1	0	0	0	0
Totals 13 of 17 (76.5%)			17	13	71	8	5	3	5	6	2	0	0	0	0



2023-24 Austin Peay Football
Team Game Highs
All games

Austin Peay - Game Highs

RUSHES	42	at SFA (09/23/2023)
YARDS RUSHING	270	at Lindenwood (09/30/2023)
YARDS PER RUSH	6.8	at Lindenwood (09/30/2023)
TD RUSHES	3	at Lindenwood (09/30/2023)
PASS ATTEMPTS	46	ETSU (09/16/2023)
PASS COMPLETIONS	37	ETSU (09/16/2023)
YARDS PASSING	441	ETSU (09/16/2023)
YARDS PER PASS	11.7	at Lindenwood (09/30/2023)
TD PASSES	5	ETSU (09/16/2023)
TOTAL PLAYS	76	at Lindenwood (09/30/2023)
TOTAL OFFENSE	690	at Lindenwood (09/30/2023)
YARDS PER PLAY	9.1	at Lindenwood (09/30/2023)
POINTS	63	ETSU (09/16/2023)
SACKS BY	4	at Lindenwood (09/30/2023)
FIRST DOWNS	27	at Lindenwood (09/30/2023)
	27	ETSU (09/16/2023)
PENALTIES	9	at Lindenwood (09/30/2023)
	9	at Tennessee (09/09/2023)
PENALTY YARDS	85	at Lindenwood (09/30/2023)
TURNOVERS	3	at Southern Ill. (09/02/2023)
PUNTS	6	at Southern Ill. (09/02/2023)
PUNTING AVG	43.8	at Lindenwood (09/30/2023)
LONG PUNT	52	at Lindenwood (09/30/2023)
PUNTS INSIDE 20	2	at Lindenwood (09/30/2023)
LONG PUNT RETURN	89	ETSU (09/16/2023)



2023-24 Austin Peay Football
Opponent Match Highs
All games

Opponent - Game Highs

RUSHES	46	ETSU (09/16/2023)
YARDS RUSHING	228	at Lindenwood (09/30/2023)
	228	at Tennessee (09/09/2023)
YARDS PER RUSH	7.1	at Tennessee (09/09/2023)
TD RUSHES	3	at Southern Ill. (09/02/2023)
PASS ATTEMPTS	45	at Lindenwood (09/30/2023)
PASS COMPLETIONS	22	at Lindenwood (09/30/2023)
	22	at SFA (09/23/2023)
YARDS PASSING	263	at Southern Ill. (09/02/2023)
YARDS PER PASS	8.8	at Southern Ill. (09/02/2023)
TD PASSES	3	at Southern Ill. (09/02/2023)
TOTAL PLAYS	90	at Lindenwood (09/30/2023)
TOTAL OFFENSE	456	at Tennessee (09/09/2023)
YARDS PER PLAY	7.0	at Tennessee (09/09/2023)
POINTS	49	at Southern Ill. (09/02/2023)
SACKS BY	7	at Tennessee (09/09/2023)
FIRST DOWNS	23	at Lindenwood (09/30/2023)
	23	at Southern Ill. (09/02/2023)
PENALTIES	12	at Southern Ill. (09/02/2023)
PENALTY YARDS	130	at Southern Ill. (09/02/2023)
TURNOVERS	4	at Lindenwood (09/30/2023)
PUNTS	9	at Lindenwood (09/30/2023)
PUNTING AVG	47.0	at SFA (09/23/2023)
LONG PUNT	55	at SFA (09/23/2023)
	55	ETSU (09/16/2023)
PUNTS INSIDE 20	2	ETSU (09/16/2023)
	2	at Tennessee (09/09/2023)
LONG PUNT RETURN	13	at Tennessee (09/09/2023)



2023-24 Austin Peay Football
Team Match Lows
All games

Austin Peay - Game Lows

RUSHES	23	at Southern Ill. (09/02/2023)
YARDS RUSHING	39	at Southern Ill. (09/02/2023)
YARDS PER RUSH	1.7	at Southern Ill. (09/02/2023)
TD RUSHES	0	at Tennessee (09/09/2023)
PASS ATTEMPTS	13	at SFA (09/23/2023)
PASS COMPLETIONS	8	at SFA (09/23/2023)
YARDS PASSING	81	at SFA (09/23/2023)
YARDS PER PASS	6.2	at SFA (09/23/2023)
TD PASSES	1 1	at SFA (09/23/2023) at Tennessee (09/09/2023)
TOTAL PLAYS	55	at SFA (09/23/2023)
TOTAL OFFENSE	253	at Southern Ill. (09/02/2023)
YARDS PER PLAY	4.4	at Southern Ill. (09/02/2023)
POINTS	13	at Tennessee (09/09/2023)
SACKS BY	0	at SFA (09/23/2023)
FIRST DOWNS	15	at SFA (09/23/2023)
PENALTIES	3 3	at SFA (09/23/2023) ETSU (09/16/2023)
PENALTY YARDS	22	at SFA (09/23/2023)
INTERCEPTIONS BY	0 0	at Tennessee (09/09/2023) at Southern Ill. (09/02/2023)
PUNTS	1	ETSU (09/16/2023)
PUNTING AVG	34.0 34.0	at SFA (09/23/2023) ETSU (09/16/2023)
LONG PUNT	34	ETSU (09/16/2023)
PUNTS INSIDE 20	0 0	at SFA (09/23/2023) at Tennessee (09/09/2023)
LONG PUNT RETURN	0 0	at SFA (09/23/2023) at Tennessee (09/09/2023)



**2023-24 Austin Peay Football
Opponent Match Lows
All games**

Opponent - Game Lows

RUSHES	32	at Tennessee (09/09/2023)
YARDS RUSHING	131	at SFA (09/23/2023)
YARDS PER RUSH	3.8	at Southern Ill. (09/02/2023)
TD RUSHES	0	ETSU (09/16/2023)
PASS ATTEMPTS	16	ETSU (09/16/2023)
PASS COMPLETIONS	7	ETSU (09/16/2023)
YARDS PASSING	77	ETSU (09/16/2023)
YARDS PER PASS	4.5	at Lindenwood (09/30/2023)
TD PASSES	0	at Lindenwood (09/30/2023)
	0	ETSU (09/16/2023)
TOTAL PLAYS	62	ETSU (09/16/2023)
TOTAL OFFENSE	268	ETSU (09/16/2023)
YARDS PER PLAY	4.3	ETSU (09/16/2023)
POINTS	3	ETSU (09/16/2023)
SACKS BY	0	at Lindenwood (09/30/2023)
FIRST DOWNS	16	ETSU (09/16/2023)
PENALTIES	2	ETSU (09/16/2023)
PENALTY YARDS	20	ETSU (09/16/2023)
INTERCEPTIONS BY	0	ETSU (09/16/2023)
PUNTS	3	at SFA (09/23/2023)
	3	at Southern Ill. (09/02/2023)
PUNTING AVG	37.3	at Southern Ill. (09/02/2023)
LONG PUNT	49	at Tennessee (09/09/2023)
PUNTS INSIDE 20	0	at Southern Ill. (09/02/2023)
LONG PUNT RETURN	0	at Lindenwood (09/30/2023)
	0	at SFA (09/23/2023)
	0	ETSU (09/16/2023)
	0	at Southern Ill. (09/02/2023)



2023-24 Austin Peay Football
Individual Game Highs
All games

Austin Peay - Individual Game Highs

RUSHES	26	Jevon Jackson at SFA (09/23/2023)
YARDS RUSHING	197	Jevon Jackson at SFA (09/23/2023)
TD RUSHES	2	Jevon Jackson at Lindenwood (09/30/2023)
LONG RUSH	56	Jevon Jackson at SFA (09/23/2023)
PASS ATTEMPTS	46	Mike DiLiello vs ETSU (09/16/2023)
PASS COMPLETIONS	37	Mike DiLiello vs ETSU (09/16/2023)
YARDS PASSING	441	Mike DiLiello vs ETSU (09/16/2023)
TD PASSES	5	Mike DiLiello vs ETSU (09/16/2023)
LONG PASS	84	Mike DiLiello vs ETSU (09/16/2023)
RECEPTIONS	9	Tre Shackelford vs ETSU (09/16/2023)
YARDS RECEIVING	121	Jaden Barnes vs ETSU (09/16/2023)
TD RECEPTIONS	2	Kam Thomas at Lindenwood (09/30/2023)
LONG RECEPTION	84	Jaden Barnes vs ETSU (09/16/2023)
PUNTS	6	Riley Stephens at Southern Ill. (09/02/2023)
PUNTING AVG	43.8	Riley Stephens at Lindenwood (09/30/2023)
LONG PUNT	52	Riley Stephens at Lindenwood (09/30/2023)
PUNTS INSIDE 20	2	Riley Stephens at Lindenwood (09/30/2023)
LONG PUNT RETURN	89	Kam Thomas vs ETSU (09/16/2023)
LONG KICKOFF RETURN	43	Kam Thomas at SFA (09/23/2023)
TACKLES	17	Tyler Long at Southern Ill. (09/02/2023)
SACKS	2	Hosea Knifeley Jr. at Lindenwood (09/30/2023)
TACKLES FOR LOSS	2	Hosea Knifeley Jr. at Lindenwood (09/30/2023)



**2023-24 Austin Peay Football
Opponent Individual Match Highs
All games**

Opponent - Individual Game Highs

RUSHES	17	Robert Giaimo at Lindenwood (09/30/2023)
YARDS RUSHING	118	Jaylen Wright at Tennessee (09/09/2023)
TD RUSHES	1	Justin Williams at Lindenwood (09/30/2023)
	1	Brian Mauer at SFA (09/23/2023)
	1	Joe Milton III at Tennessee (09/09/2023)
	1	Ro Elliott at Southern Ill. (09/02/2023)
	1	Justin Strong at Southern Ill. (09/02/2023)
	1	Kaleb Wagner at Southern Ill. (09/02/2023)
LONG RUSH	38	Jabari Small at Tennessee (09/09/2023)
PASS ATTEMPTS	38	Brian Mauer at SFA (09/23/2023)
PASS COMPLETIONS	21	Joe Milton III at Tennessee (09/09/2023)
YARDS PASSING	228	Joe Milton III at Tennessee (09/09/2023)
TD PASSES	3	Nic Baker at Southern Ill. (09/02/2023)
LONG PASS	54	Nic Baker at Southern Ill. (09/02/2023)
RECEPTIONS	8	Kylon Harris at SFA (09/23/2023)
YARDS RECEIVING	108	Kylon Harris at SFA (09/23/2023)
TD RECEPTIONS	1	Kylon Harris at SFA (09/23/2023)
	1	McCallan Castles at Tennessee (09/09/2023)
	1	Ramel Keyton at Tennessee (09/09/2023)
	1	Jaelin Benefield at Southern Ill. (09/02/2023)
	1	Justin Strong at Southern Ill. (09/02/2023)
	1	Izaiah Hartrup at Southern Ill. (09/02/2023)
LONG RECEPTION	54	Jaelin Benefield at Southern Ill. (09/02/2023)
FIELD GOALS	3	Charles Campbell at Tennessee (09/09/2023)
LONG FIELD GOALS	39	Logan Seibert at Lindenwood (09/30/2023)
	39	Chris Campos at SFA (09/23/2023)
PUNTS	8	Nate Brackett vs ETSU (09/16/2023)
PUNTING AVG	47.0	Max Quick at SFA (09/23/2023)
LONG PUNT	55	Max Quick at SFA (09/23/2023)
	55	Nate Brackett vs ETSU (09/16/2023)
PUNTS INSIDE 20	2	Nate Brackett vs ETSU (09/16/2023)
	2	Jackson Ross at Tennessee (09/09/2023)
LONG PUNT RETURN	13	Dee Williams at Tennessee (09/09/2023)
LONG KICKOFF RETURN	33	Dee Williams at Tennessee (09/09/2023)
TACKLES	12	Stephen Scott vs ETSU (09/16/2023)
	12	Sheldon Arnold, II vs ETSU (09/16/2023)
SACKS	2	Aaron Beasley at Tennessee (09/09/2023)
TACKLES FOR LOSS	5	Aaron Beasley at Tennessee (09/09/2023)
INTERCEPTIONS	1	Taylen Blaylock at Lindenwood (09/30/2023)
	1	Bruce Harmon at SFA (09/23/2023)
	1	Dylan Tooker at SFA (09/23/2023)
	1	Kamal Hadden at Tennessee (09/09/2023)
	1	DJ Johnson at Southern Ill. (09/02/2023)
	1	Dune Smith at Southern Ill. (09/02/2023)



**2023-24 Austin Peay Football
Games Played
All games**

##	Player	GP-GS	SIU	UT	ETSU	SFA	Linden
0	Benji Johnson	3/1	XXX	XXX	START
0	Ashton Nickelberry	0/0
1	Cedarius Doss	5/5	START	START	START	START	START
1	Trey Goodman	5/5	START	START	START	START	START
2	Michael Ruttlen Jr.	5/4	START	XXX	START	START	START
2	MJ Singleton	5/0	XXX	XXX	XXX	XXX	XXX
3	Jau'von Young	5/5	START	START	START	START	START
3	Kenny Odom	5/1	XXX	START	XXX	XXX	XXX
4	Sam Howard	5/5	START	START	START	START	START
4	Tre Shackelford	5/5	START	START	START	START	START
5	CJ Evans Jr.	3/2	XXX	START	START
5	Rashaud Thomas Jr.	0/0
6	Kory Chapman	5/5	START	START	START	START	START
6	Davin Garinger	0/0
7	Brenen Hawkins	4/0	XXX	XXX	XXX	...	XXX
8	Tyler Long	5/5	START	START	START	START	START
8	Kam Thomas	5/5	START	START	START	START	START
9	Skylar Locklear	2/0	XXX	...	XXX
9	Travis Bates	5/5	START	START	START	START	START
10	Hosea Knifeley Jr.	5/3	START	START	START	XXX	XXX
10	Jaden Barnes	5/0	XXX	XXX	XXX	XXX	XXX
11	Brodie Williams	0/0
11	Ty Watkins	4/0	XXX	XXX	XXX	XXX	...
12	Mike DiLiello	5/5	START	START	START	START	START
12	Jaheim Ward	5/1	XXX	XXX	START	XXX	XXX
13	Khatib Lyles	5/1	START	XXX	XXX	XXX	XXX
13	Jevon McIver Jr.	5/5	START	START	START	START	START
14	Christian Lewis	5/0	XXX	XXX	XXX	XXX	XXX
14	Jeremiah Flemmons	0/0
15	Jake Johnson	1/0	XXX
15	Chase Allen	5/0	XXX	XXX	XXX	XXX	XXX
16	Bryce Robinson	1/0	XXX
17	JaQuan Randolph	1/0	XXX
17	Mike Evans	4/0	XXX	...	XXX	XXX	XXX
18	Miles Richardson	4/0	XXX	XXX	...	XXX	XXX
18	Matthew Corley	0/0
19	Tae Gayden	5/0	XXX	XXX	XXX	XXX	XXX
19	Tra Stover	2/0	XXX	...	XXX
20	Jaden Lyles	5/1	XXX	START	XXX	XXX	XXX
20	Gerard Bullock	5/0	XXX	XXX	XXX	XXX	XXX
21	Denver Parker	3/0	XXX	...	XXX	...	XXX
21	Marquez Taylor	0/0
22	KJ Murden	0/0
22	Jevon Jackson	5/3	START	XXX	XXX	START	START
23	Conner Murphy	3/0	XXX	XXX	XXX
23	Jordan Goco	5/3	XXX	XXX	START	START	START
24	Malaki Dowell	0/0
25	Frank Caldwell III	3/0	XXX	XXX	XXX
25	Kaden Williams	1/0	XXX
27	Tetoe Boyd	0/0
27	Xavier Smith	5/3	START	START	XXX	START	XXX
28	DJ Carter	4/0	XXX	XXX	XXX	...	XXX
28	Gardy Paul	4/3	START	START	START	XXX	...
29	Ellis Ellis Jr.	4/0	XXX	XXX	XXX	XXX	...
29	Courtland Simmons	1/0	XXX
31	Austin Skoglund	5/0	XXX	XXX	XXX	XXX	XXX
32	Eddie Buxton	1/0	XXX
32	Braden Ducharme	0/0
33	Jackson Griner	0/0
34	KT Owens	5/0	XXX	XXX	XXX	XXX	XXX



**2023-24 Austin Peay Football
Games Played
All games**

##	Player	GP-GS	SIU	UT	ETSU	SFA	Linden
35	Matthew Flint	0/0
35	Riley Stephens	5/0	XXX	XXX	XXX	XXX	XXX
36	Griffin Throneberry	0/0
40	TJ Hartley	0/0
41	Darius Richmond	5/2	XXX	XXX	XXX	START	START
42	TJ Cox	0/0
43	Garrett Hawkins	5/0	XXX	XXX	XXX	XXX	XXX
44	Kyan Miller	0/0
45	Ethan Myers	5/0	XXX	XXX	XXX	XXX	XXX
45	Collins Malone	0/0
46	J'Vian McCray	5/2	XXX	XXX	XXX	START	START
48	Javen Edmiston	1/0	XXX
49	Christopher Grayson	0/0
50	Brennan Smith	5/5	START	START	START	START	START
50	Kendyle Ball	3/0	XXX	XXX	XXX
51	Josiah Drake	0/0
52	Chandler Kirton	4/4	...	START	START	START	START
52	Marceo Collins	0/0
53	Christian Wingfield	0/0
55	Jalen Armstrong	4/4	...	START	START	START	START
56	Isaiah Wright	3/3	START	START	START
57	Ty Williams	2/0	XXX	...	XXX
60	Conner Parsons	3/0	XXX	...	XXX	...	XXX
61	Davinci Floyd	0/0
63	Donovan Haslam	2/0	XXX	...	XXX
68	Brady Odom	5/4	XXX	START	START	START	START
69	Michael Treadwell	4/0	XXX	...	XXX	XXX	XXX
70	Ian Poe	4/0	XXX	XXX	...	XXX	XXX
71	Harrison Wilkes	1/1	...	START
72	Jaiden Gioenco	0/0
75	Kobe Nash	5/0	XXX	XXX	XXX	XXX	XXX
77	Leo Gonzalez	1/0	XXX
78	Anietie Ntekop	0/0
79	Addison Darcy	0/0
81	Josh Mailander	0/0
87	Jack Baker	4/0	XXX	XXX	XXX	XXX	...
88	Marcus McGhee	0/0
88	Corey Rocchietti	0/0
89	Dezmond Fort	0/0
91	Maddux Trujillo	5/0	XXX	XXX	XXX	XXX	XXX
92	Caleb Graham	2/0	XXX	...	XXX
95	Elon McKenzie	3/0	XXX	...	XXX	...	XXX
97	Carson Conner	3/0	XXX	XXX	XXX
98	Jaden Mckinney	5/0	XXX	XXX	XXX	XXX	XXX
99	Paul Hutson III	3/0	...	XXX	XXX	XXX	...



2023-24 Austin Peay Football
Passing Game-by-Game
All games

#1 Trey Goodman	Comp	Att	Int	Pct	Yards	TD	Long	Sacked	Effic.
Tennessee	0	2	0	0.0	0	0	0	0-0	0.0
Totals	0	2	0	0.0	0	0	0	0-0	0.0

#9 Skyler Locklear	Comp	Att	Int	Pct	Yards	TD	Long	Sacked	Effic.
Lindenwood	3	4	0	75.0	59	1	46	0-0	281.4
Totals	3	4	0	75.0	59	1	46	0-0	281.4

#12 Mike DiLiello	Comp	Att	Int	Pct	Yards	TD	Long	Sacked	Effic.
Southern Ill.	20	34	2	58.8	214	2	44	4-32	119.3
Tennessee	29	39	1	74.4	260	1	52	7-48	133.7
ETSU	37	46	0	80.4	441	5	84	1-5	196.8
SFA	8	13	2	61.5	81	1	78	3-21	108.5
Lindenwood	15	30	1	50.0	349	3	46	0-0	174.1
Totals	109	162	6	67.3	1345	12	84	15-106	154.1

#15 Jake Johnson	Comp	Att	Int	Pct	Yards	TD	Long	Sacked	Effic.
Lindenwood	1	1	0	100.0	12	0	12	0-0	200.8
Totals	1	1	0	100.0	12	0	12	0-0	200.8

#16 Bryce Robinson	Comp	Att	Int	Pct	Yards	TD	Long	Sacked	Effic.
Lindenwood	1	1	0	100.0	0	0	0	0-0	100.0
Totals	1	1	0	100.0	0	0	0	0-0	100.0



2023-24 Austin Peay Football
Rushing/Receiving Game-by-Game
All games

Rushing

Player	No-Yds/TD	SIU	UT	ETSU	SFA	Linden
Jevon Jackson	72-447/4	7-26/0	5-18/0	11-48/1	26-197/1	23-158/2
Mike DiLiello	51-115/2	7--19/0	21-36/0	4-21/1	14-31/0	5-46/1
CJ Evans Jr.	29-153/1	8-30/1	7-21/0	14-102/0	DNP	DNP
Kam Thomas	7-45/0	1-2/0	1-4/0	-	-	5-39/0
Kaden Williams	5-20/0	DNP	DNP	DNP	DNP	5-20/0
Courtland Simmons	2-7/0	DNP	DNP	DNP	DNP	2-7/0

Receiving

Player	No-Yds/TD	SIU	UT	ETSU	SFA	Linden
Tre Shackelford	21-232/1	1-5/0	7-58/0	9-91/1	1-0/0	3-78/0
Kam Thomas	16-249/3	5-72/1	3-31/0	4-54/0	2-0/0	2-92/2
Trey Goodman	13-297/4	3-26/0	3-70/1	2-39/1	3-80/1	2-82/1
MJ Singleton	13-143/0	1-9/0	5-30/0	3-74/0	1--1/0	3-31/0
Kenny Odom	13-124/2	4-66/1	2--3/0	5-11/0	-	2-50/1
Jaden Barnes	11-151/0	-	3-28/0	7-121/0	1-2/0	-
Brenen Hawkins	8-82/1	2-5/0	2-14/0	2-21/1	DNP	2-42/0
Jordan Goco	6-60/1	3-23/0	1-1/0	1-5/1	-	1-31/0
CJ Evans Jr.	4-29/0	-	3-31/0	1--2/0	DNP	DNP
Jevon Jackson	4-21/0	-	-	2-24/0	-	2--3/0
Khatib Lyles	3-16/1	1-8/0	-	1-3/1	-	1-5/0
DJ Carter	1-12/0	-	-	-	DNP	1-12/0
JaQuan Randolph	1-0/0	DNP	DNP	DNP	DNP	1-0/0



2023-24 Austin Peay Football
Total Tackles Game-by-Game
All games

Total Tackles

Player	S-A	Total	SIU	UT	ETSU	SFA	Linden
Tyler Long	11-32	43	2-15	1-5	1-5	1-7	6-0
Sam Howard	17-22	39	3-7	6-7	5-3	2-4	1-1
Kory Chapman	12-16	28	1-4	2-5	0-4	6-3	3-0
Jevon McIver Jr.	15-9	24	-	1-3	3-2	8-3	3-1
Michael Ruttlen Jr.	12-10	22	3-5	3-1	-	1-4	5-0
Xavier Smith	8-13	21	2-4	1-3	1-1	2-3	2-2
Jaheim Ward	7-12	19	0-2	2-8	1-0	1-2	3-0
Hosea Knifeley Jr.	9-7	16	3-6	1-0	1-0	0-1	4-0
Jau'von Young	3-11	14	0-6	0-1	1-1	0-2	2-1
Travis Bates	3-11	14	0-2	2-2	0-4	1-3	-
Garrett Hawkins	7-6	13	0-2	-	1-1	-	6-3
Cedarius Doss	7-5	12	-	5-2	-	2-2	0-1
Jaden Lyles	6-4	10	0-1	3-0	3-2	-	0-1
Austin Skoglund	6-4	10	1-2	-	1-2	-	4-0
Gardy Paul	1-8	9	0-2	0-2	1-2	0-2	DNP
Darius Richmond	1-8	9	0-4	-	0-1	0-3	1-0
J'Vian McCray	3-5	8	0-2	1-0	1-1	0-1	1-1
Jaden Mckinney	5-2	7	0-1	1-0	2-0	-	2-1
Christian Lewis	3-4	7	1-3	-	0-1	-	2-0
Benji Johnson	2-5	7	DNP	DNP	0-1	1-2	1-2
Denver Parker	1-6	7	-	DNP	1-5	DNP	0-1
Ellis Ellis Jr.	5-1	6	2-1	1-0	1-0	1-0	DNP
Mike Evans	1-4	5	1-4	DNP	-	-	-
Paul Hutson III	1-3	4	DNP	0-1	1-2	-	DNP
KT Owens	2-1	3	0-1	-	-	-	2-0
Frank Caldwell III	1-2	3	DNP	DNP	1-1	-	0-1
Kendyle Ball	1-2	3	0-2	-	1-0	DNP	DNP
Miles Richardson	2-0	2	-	-	DNP	-	2-0
Eddie Buxton	2-0	2	DNP	DNP	2-0	DNP	DNP
Chase Allen	1-1	2	-	-	1-0	-	0-1
Riley Stephens	1-1	2	-	0-1	1-0	-	-
Elon McKenzie	1-1	2	-	DNP	-	DNP	1-1
Carson Conner	1-1	2	0-1	-	DNP	DNP	1-0
Tre Shackelford	1-0	1	-	-	-	1-0	-
Kam Thomas	1-0	1	-	-	-	-	1-0
Tra Stover	1-0	1	DNP	DNP	-	DNP	1-0
Khatib Lyles	0-1	1	-	0-1	-	-	-
Tae Gayden	0-1	1	-	-	0-1	-	-
Conner Murphy	0-1	1	0-1	-	-	DNP	DNP



2023-24 Austin Peay Football
Tackles For Loss Game-by-Game
All games

Tackles For Loss

Player	UA-A	Total	SIU	UT	ETSU	SFA	Linden
Sam Howard	4-2	5.0	-	1.5-4	1.0-6	1.5-3	1.0-3
Hosea Knifeley Jr.	3-0	3.0	-	1.0-2	-	-	2.0-4
J'Vian McCray	2-0	2.0	-	1.0-7	1.0-4	-	-
Xavier Smith	1-1	1.5	-	-	-	0.5-1	1.0-6
KT Owens	1-1	1.5	0.5-1	-	-	-	1.0-6
Michael Ruttlen Jr.	0-3	1.5	0.5-1	-	-	1.0-3	-
Tyler Long	0-3	1.5	1.0-2	0.5-2	-	-	-
Travis Bates	0-3	1.5	0.5-4	0.5-1	0.5-1	-	-
Jau'von Young	1-0	1.0	-	-	-	-	1.0-2
Jevon Mclver Jr.	1-0	1.0	-	-	-	-	1.0-2
Mike Evans	1-0	1.0	1.0-1	DNP	-	-	-
Austin Skoglund	1-0	1.0	-	-	1.0-9	-	-
Garrett Hawkins	1-0	1.0	-	-	1.0-3	-	-
Jaden Mckinney	1-0	1.0	-	-	1.0-3	-	-
Kory Chapman	0-2	1.0	0.5-4	0.5-1	-	-	-
Gardy Paul	0-1	0.5	-	-	0.5-0	-	DNP

Sacks

Player	UA-A	Total	SIU	UT	ETSU	SFA	Linden
Hosea Knifeley Jr.	2-0	2	-	-	-	-	2-4
J'Vian McCray	2-0	2	-	1-7	1-4	-	-
Sam Howard	1-0	1	-	-	1-6	-	-
Xavier Smith	1-0	1	-	-	-	-	1-6
KT Owens	1-0	1	-	-	-	-	1-6
Kory Chapman	0-1	0.5	0.5-4	-	-	-	-
Travis Bates	0-1	0.5	0.5-4	-	-	-	-



2023-24 Austin Peay Football
Returns Game-by-Game
All games

Punt Returns

Player	No-Yds	SIU	UT	ETSU	SFA	Linden
Kam Thomas	8-167	1-5	1--1	4-123	1-0	1-40
Jaden Barnes	1-26	-	-	1-26	-	-

Kick Returns

Player	No-Yds	SIU	UT	ETSU	SFA	Linden
Kam Thomas	10-209	4-60	-	1-24	4-111	1-14
Jaden Barnes	4-49	2-24	-	1-11	-	1-14

Interceptions Returns

Player	No-Yds	SIU	UT	ETSU	SFA	Linden
Cedarius Doss	2-20	-	-	-	2-20	-
Michael Ruttlen Jr.	1-19	-	-	-	-	1-19
Jau'von Young	1-18	-	-	-	-	1-18
Benji Johnson	1-13	DNP	DNP	-	-	1-13
Jevon McIver Jr.	1-4	-	-	1-4	-	-

Fumble Returns

Player	No-Yds	SIU	UT	ETSU	SFA	Linden
Garrett Hawkins	1-5	-	-	1-5	-	-
Sam Howard	1-0	-	1-0	-	-	-
Tyler Long	1-0	1-0	-	-	-	-
Jaden Mckinney	1-0	-	-	-	-	1-0