

HAWAII



2020

**RAINBOW WARRIOR
FOOTBALL MEDIA GUIDE**

WARD | CARDINALS

URSUA | SEAHAWKS

KOLDAMATANGI | JETS

KEMP | CHIEFS

HENDERSON | BENGALS

TAVAI | LIONS

SANCHEZ | COLTS

NFL WARRIORS

#BowsInThePros



TABLE OF CONTENTS

Table of Contents _____ 1
 Media Services _____ 2
 Media Outlets _____ 3

4 RAINBOW WARRIOR FOOTBALL

Quick Facts _____ 4-5
 Rosters _____ 6-9
 Geographical Roster _____ 10
 Pronunciation Guide/Fun Facts _____ 11
 2020 Position Breakdown _____ 12-15
 Players To Watch _____ 16-17
 Season Outlook _____ 18-19
 Head Coach Todd Graham _____ 20-22
 Assistant Coaches _____ 23-28
 Football/Support Staff _____ 29-30
 Returning Player Profiles _____ 31-49
 2019 Game Recaps & Statistics _____ 50-64
 Rivalry Trophies _____ 65
 2019 Season Review _____ 66-67
 2019 MW Review _____ 68
 2019 Final Statistics _____ 69-73

74 RECORDS

Career Leaders _____ 74-77
 Career Charts _____ 78-82
 Single-Season Charts _____ 83-85
 Yearly Leaders _____ 86-91
 Single-Game Records _____ 92-97
 Passing _____ 98-99
 Rushing _____ 100-101
 Receiving _____ 102-103
 Total Offense _____ 104
 All-Purpose _____ 104
 Scoring _____ 105
 Special Teams _____ 106-107
 Defensive _____ 107
 Team Records _____ 108-111
 All-Time Shutouts _____ 111
 NCAA Records _____ 112-113
 Top Team Performances _____ 114
 Longest Plays _____ 115
 Margins _____ 116-117
 Attendance/Overtime Games _____ 118
 Streaks _____ 119
 Opponent Records/Homecoming _____ 120-121
 Quarterback Debuts/Starts _____ 122-123

124 HISTORY

History of Hawai'i Football _____ 124-129
 Bowl Games
 Bowl Game History _____ 130
 Bowl Appearances _____ 131-137
 Bowls By The Numbers _____ 137
 Bowl Game Records _____ 138-139
 National Appearances
 National Television _____ 140
 National Rankings _____ 141
 Coaches & Players
 All-Time Head Coaches _____ 142
 All-Time Assistant Coaches _____ 143
 All-Time Letterwinners _____ 144-151
 Stats & Results
 Year-by-Year Statistics _____ 152-155
 Year-by-Year Results _____ 156-159
 All-Time Series Records _____ 160
 All-Time Versus Conference _____ 161
 All-Time Series Results _____ 162-167
 All-Time Results _____ 168-179
 Awards and Honors
 All-Americans _____ 180-185
 Distinguished Alumni _____ 186
 National Awards _____ 187
 All-Conference _____ 188-190
 Hall of Fame Inductees _____ 190
 Academic Awards _____ 191
 Warrior Club/Team Awards _____ 192-193
 All-Star Game Participants _____ 194-195
 'Bows in the Pros
 NFL Players _____ 196-197
 NFL Draft Picks _____ 198-199
 NFL Free Agents _____ 200
 Other Pro Leagues _____ 201
 Aloha Stadium _____ 202



2020 RAINBOW WARRIOR SCHEDULE

Date	Opponent	All-Time Series	Notes
Oct. 24	at Fresno State	<i>FS leads 29-22-1</i>	Bulldogs winners of eight of the last nine in the series.
Oct. 31	at Wyoming	<i>WYO leads 14-10</i>	Rainbow Warriors reclaimed Paniolo Trophy with 17-13 home win in 2018.
Nov. 7	NEW MEXICO	<i>UH leads 15-10</i>	'Bows seek first win over Lobos in Honolulu since 1991.
Nov. 14	at San Diego State	<i>SDSU leads 21-11-2</i>	UH has won last two, including 2019 win to clinch spot in MW title game.
Nov. 21	BOISE STATE	<i>BSU leads 14-3</i>	Broncos have won last eight meetings, including 2019 MW title game.
Nov. 28	NEVADA	<i>Nevada leads 14-10</i>	UH enjoyed most lopsided MW win ever, 54-3, in Reno last season.
Dec. 5	at San Jose Staté	<i>UH leads 22-19-1</i>	'Bows have won four straight in series; last two by a combined five points.
Dec. 12	UNLV	<i>UH leads 17-12</i>	UH holds Island Showdown Trophy with wins in each of last two seasons.
MOUNTAIN WEST CHAMPIONSHIP			
Dec. 19	TBA		Will pit top two teams in overall standings; UH has made 1 MW title game

BOLD CAPS = Home games played at Aloha Stadium All times local to site

MEDIA SERVICES

SPORTS MEDIA RELATIONS

1337 Lower Campus Rd.
Honolulu, HI 96822

Main Office Number: (808) 956-7523

Fax Number: (808) 956-4470

E-mail: mediarel@hawaii.edu

Website: HawaiiAthletics.com



DEREK INOUCHI

Media Relations Director

Work: (808) 956-4478

Cell: (808) 954-0234

E-mail: inouchi@hawaii.edu

Alma Mater: Hawai'i, 1996

Sports: Football, M/W Golf, Men's Volleyball



KARA NISHIMURA

Assistant Director

Work: (808) 956-5087

Cell: (808) 497-0638

E-mail: karakn@hawaii.edu

Alma Mater: Purdue, 1993

Sports: Women's Volleyball, Softball, M/W Tennis,



NEAL IWAMOTO

Assistant Director

Work: (808) 956-7506

Cell: (808) 375-6819

E-mail: niwamoto@hawaii.edu

Alma Mater: Santa Clara, 1995; Hawai'i, 1998

Sports: Football (2), Men's

Basketball, Beach Volleyball, Sailing



ERIC MATHEWS

Assistant Director

Work: (808) 956-9748

Cell: (859) 749-4920

E-mail: ericmath@hawaii.edu

Alma Mater: W. Kentucky, 2011; Morehead St., 2017

Sports: Women's Soccer,

Women's Basketball, Swimming & Diving



FLETCHER LIKE

Assistant Director

Work: (808) 956-4480

Cell: (503) 709-3786

E-mail: flike@hawaii.edu

Alma Mater: Grand Canyon, 2017 (BA); 2019 (MBA)

Sports: Cross Country,

Baseball, Track & Field, Water Polo

UH'S SOCIAL MEDIA SITES



@HawaiiAthletics
@HawaiiFootball



HawaiiAthletics
HawaiiRainbowWarriorsFootball



HawaiiAthletics



@HawaiiAthletics
@RainbowWarriorsFootball

The following information is subject to change in light of the COVID-19 pandemic.

INTERVIEW POLICY

Select players and coaches will be available for interviews after practice during the season. Contact UH Sports Media Relations for availability.

If you wish to interview a particular player at a specific time, arrangements should be made through the Sports Media Relations Office at least 24 hours in advance. Every effort will be made to accommodate your requests, but players will not be asked to miss class, study hall, practices, or medical treatment to conduct interviews. Players' mobile or home numbers will not be released. To schedule interviews with head coach Todd Graham, contact Derek Inouchi at inouchi@hawaii.edu. All interviews will be done virtually or over the phone until further notice.

PRESS CREDENTIALS

Requests for working press, photo and broadcast credentials should be made to the Sports Media Relations Office. Please send credential requests to: Neal Iwamoto at niwamoto@hawaii.edu.

Due to the limited space available in the Aloha Stadium Press Box, news outlets covering UH or its opponents on a regular basis will receive top priority for credentials. All other credentials for print media are issued on the basis of space availability.

The best efforts will be made to accommodate credential requests, however please note that due to COVID-19 and social distancing policies, press box capacity and field access have been constricted.

Credentials should be used for professional use only. Individuals who abuse the use of their credential will lose their future privileges.

PHOTOGRAPHERS

At the time of print, field access protocols have yet to be determined regarding photographers. Should field access be granted, photographers will be stationed in the end-zone and will not be allowed inside the team's bench area (between the 15-yard lines). Individuals violating sideline policies may be required to surrender their credentials and may be removed from the stadium.

Credentials will not be issued to freelance photographers, cutline workers, equipment carriers or radio station representatives, except for the two originating stations.

For additional questions regarding photography guidelines, please contact Multimedia Specialist Jay Metzger at jmetzger@hawaii.edu.

PARKING

Aloha Stadium is located in Halawa, just off the waters of historic Pearl Harbor (99-500 Salt Lake Blvd.).

The media parking lot is located in Section 1C. Media should enter the stadium through the Main Salt Lake entrance (Gate 1). Limited space is available on a first-come, first-served basis.

Passes should be requested through the Sports Media Relations Office and Aloha Stadium with highest priority going to news outlets who regularly cover UH and its opponents.

TELEPHONES & INTERNET SERVICES

Media members requiring telephone lines should call Hawaiian Telcom at (808) 643-4411 to install phone lines at the user's expense.

The Aloha Stadium Press Box and Hospitality Room features free wireless internet service to working media.

SERVICES

Pre-game flip cards and post-game statbooks will be provided. All other materials are available digitally online. Last-minute number changes and starting line-up changes (if they are reported) will be issued prior to kickoff. Drinks and a light meal will be available.

POST-GAME INTERVIEWS

Head coach Todd Graham and select players will be available in a post-game press conference following the 10-minute cooling-off period. Interviews will be conducted virtually and a link will be sent out each game to select media from the Sports Media Relations office.

HAWAIIATHLETICS.COM

The UH Athletics website features a video component (H-TV), photo galleries and online media guides in addition to the existing player and coach biographies, press releases, statistics, schedules and everything else you need to know about UH Athletics. In addition, a .pdf version of every UH media guide is available on the website.

COLLEGEPRESSBOX.COM

collegepressbox.com is the official media website for Division I football. Access and download weekly game notes, quotes, statistics, media guides, headshots, logos and more for each conference and its member schools. Login information will be distributed to accredited media or you can apply for a password by sending an e-mail to password@collegepressbox.com.

MEDIA OUTLETS

BROADCAST PARTNERS

TELEVISION PARTNER

Spectrum Sports is the television rights holder of UH Athletics. Robert Kekaula, who has been part of the broadcast team for UH football since 1992, begins his 10th year in the television play-by-play role and is joined by former Rainbow Warrior and UH assistant coach Rich Miano (analyst) and Scott Robbs (sidelines). Also for the 10th year, Spectrum Sports will present expanded pre-game and post-game coverage, hosted by Rob DeMello.

SPECTRUM SPORTS



Robert Kekaula
Play-by-Play



Rich Miano
Analyst



Scott Robbs
Sideline



Rob DeMello
Host

RADIO PARTNER

Every UH football game this season will be broadcast by ESPN Honolulu, UH's flagship station. Longtime play-by-play announcer Bobby Curran



has covered UH sports for three decades. Former Rainbow Warrior slotback John Veneri will handle color commentary while Mark Veneri has sideline duties.

Every game and "Call the Coach" show is streamed live on the internet at espnhonolulu.com and also on the free Sideline Hawaii app for smartphones and tablets.



Bobby Curran
Play-by-Play



John Veneri
Analyst



Mark Veneri
Sideline

TELEVISION STATIONS

SPECTRUM SPORTS

Dan Schmidt, General Manager
Candace Fujishima, Exec. Prod.
200 Akamainui St.
Mililani, HI 96789
Phone: (808) 628-2663
Twitter: spectrum.com
Instagram: spectrum.com
Website: spectrum.com

KGMB/KHNL (CBS/NBC)

Kyle Chinen, Sports Reporter
420 Waiakamilo Road #205
Honolulu, HI 96817
Phone: (808) 847-1112
Website: hawaiinewsnow.com

KHON (FOX)

Rob DeMello, Sports Director
88 Piikoi St.
Honolulu, HI 96814
Phone: (808) 591-4278
Website: khon.com

KITV (ABC)

Cody Krupp, Sports Director
801 South King St.
Honolulu, HI 96813
Phone: (808) 535-0440
Fax: (808) 536-8993
Website: www.kitv.com

RADIO STATIONS

ESPN Honolulu 1420/1500

Matt Apana, General Manager
Bobby Curran, Play-by-Play
John Veneri, Color Analyst
900 Fort St., Suite 700
Honolulu, HI 96813
Phone: (808) 536-3624
Fax: (808) 548-0608
Website: espnhonolulu.com

O'AHU NEWSPAPERS

HONOLULU STAR-ADVERTISER (DAILY)

Paul Arnett, Sports Editor
Stephen Tsai, Football Beat
Ferd Lewis, Columnist
Seven Waterfront Plaza
500 Ala Moana Blvd. #210
Honolulu, HI 96813
Phone: (808) 529-4782
Fax: (808) 529-4787
Website: staradvertiser.com

KA LEO O HAWAI'I (Student Newspaper)

Tanner Haworth, Sports Editor
University of Hawai'i
2445 Campus Rd.
Hemenway Hall 107
Honolulu, HI 96822
Phone: (808) 956-7043
Fax: (808) 956-9962
Website: kaleo.org

NEIGHBOR ISLAND NEWSPAPERS

The Garden Island (Kaua'i)

Nick Celario, Sports Reporter
P.O. Box 231
Lihue, HI 96766
Phone: (808) 245-3681
Fax: (808) 245-5286
Website: thegardenisland.com

Hawai'i Tribune Herald (Hawai'i)

Matt Gerhart, Sports Editor
P.O. Box 767
Hilo, HI 96721
Phone: (808) 935-6621
Fax: (808) 961-3680
Website: hawaiiitribune-herald.com

West Hawai'i Today (Hawai'i)

John De Groote, Sports Editor
P.O. Box 789
Kailua-Kona, HI 96745
Phone: (808) 329-9315
Fax: (808) 329-4860
Website: westhawaiiitoday.com

Maui News (Maui)

Brad Sherman, Sports Editor
Robert Collias, Staff Writer
P.O. Box 550
Wailuku, HI 96793
Phone: (808) 244-3981
Fax: (808) 242-9087
Website: mauinews.com

WIRE SERVICES

ASSOCIATED PRESS

Mark Thiessen, Alaska/Hawai'i Editor
Caleb Jones, Admin. Correspondent
Seven Waterfront Plaza
500 Ala Moana Blvd. #590
Honolulu, HI 96813
Phone: (808) 536-5510
Fax: (808) 531-1213
Website: ap.org

NATIONAL TELEVISION

Select Mountain West games will be broadcast nationally this year by CBS Sports Network and Fox Sports.



QUICK FACTS

GENERAL INFORMATION

Location _____ Honolulu, Hawai'i
Founded _____ 1907
Enrollment _____ 18,000
President _____ David Lassner
Athletics Director _____ David A. K. Matlin
Senior Woman Administrator _____ Lois Manin
Faculty Athletics Representative _____ Scott Sinnott, PhD
Colors _____ Green, Black, White, Silver
Nickname _____ Rainbow Warriors
Conference (Division) _____ Mountain West (West Division)
Stadium (Capacity) _____ Aloha Stadium (50,000)
Surface _____ Synthetic Infilled Turf

TEAM INFORMATION

2019 Overall Record _____ 10-5 (7-2 H, 3-3 A)
2019 MW Record (Place) _____ 5-3 (T1st-West)
2019 Bowl _____ SoFi Hawai'i
2019 Final Ranking _____ NR (AP)/RV (Coaches)
Starters Returning/Lost _____ 13/12
Offense: 6/5 Defense: 5/6 Special Teams: 2/1
Lettermen Returning/Lost _____ 53/29
Offense: 18/12 Defense: 33/15 Special Teams: 2/2
Redshirts Returning _____ 23
Squadmen Returning _____ 6
Newcomers _____ 35
Offensive Formation _____ Run-N-Gun
Defensive Formation _____ War Dog

FOOTBALL HISTORY

First Season _____ 1909
All-Time Record _____ 565-463-25 (.548)
All-Time Collegiate Record _____ 401-406-9 (.497)
Home Record _____ 467-289-22 (.614)
Road Record _____ 96-172-3 (.360)
Neutral Record _____ 2-2-0 (.500)
MW Record _____ 19-45 (.297)
Aloha Stadium Record _____ 208-143-4 (.592)
Bowl Record _____ 7-6 (.538)
Last Bowl Appearance _____ 2019 SoFi Hawai'i Bowl
Opponent (Result) _____ Brigham Young (W, 38-34)

PHONE NUMBERS

Media Relations Office _____ (808) 956-7523
Football Office _____ (808) 956-6508
Aloha Stadium Press Box _____ (808) 486-1800
Athletics Department Phone _____ (808) 956-7301



QUICK FACTS

COACHING STAFF

Head Coach _____ Todd Graham
Alma Mater (Year) _____ East Central University (1987)
Overall Record (Years) _____ 95-61 (12)
Record at School (Years) _____ First Year
Bowl Record _____ 5-4
Associate Head Coach/Def. Coordinator _____ Victor Santa Cruz (Hawai'i, 1995)
Offensive Coordinator/Quarterbacks _____ G.J. Kinne (Tulsa, 2011)
Special Teams Coordinator/Defensive Line _____ Dan Phillips (Central Oklahoma, 1993)
Co-Offensive Coordinator/Inside Wide Receivers _____ Tony Hull (UL Lafayette, 2004)
Co-Defensive Coordinator/Linebackers _____ Jacob Yoro (Hawai'i, 2008)
Pass Game Coordinator/Running Backs _____ Bo Graham (Tulsa, 2006)
Offensive Line _____ Sam Bennett (Texas Tech, 2010)
Recruiting Coordinator/Cornerbacks _____ Abe Elimimian (Hawai'i, 2004)
Wide Receivers _____ Brennan Marion (Tulsa, 2009)
Safeties _____ Laiu Moeakiola (Arizona State, 2016)
Assistant Head Coach/Strength & Conditioning Coach _____ Kody Cooke (Tulsa, 2011)
Chief of Staff _____ Trent Figg
Graduate Assistant (Offense) _____ PJ Minaya
Graduate Assistant (Offense) _____ Matt Passwaters
Graduate Assistant (Defense) _____ Koa Ka'ai
Graduate Assistant (Defense/Special Teams) _____ Tyler Clifton
Quality Control Coach (Offense) _____ Landon Keopple
Quality Control Coach (Offense) _____ Ryan Matviko
Quality Control Coach (Defense) _____ Kim McCloud
Video Coordinator _____ Colin Shaffer
Director of On-Campus Recruiting _____ Josh Omura
Recruiting & Operations Assistant _____ Chandler Enegren
Volunteer Administrative Assistant _____ Myles Gota
Head Equipment Manager _____ Al Ginoza
Football Equipment Manager _____ Brandon Devie
Football Athletic Trainer _____ Brian Wong

MEDIA RELATIONS

Media Relations Director/Football Contact _____ Derek Inouchi
E-mail _____ inouchi@hawaii.edu
Office _____ (808) 956-4478
Cell _____ (808) 954-0234
Assistant Media Relations Director/Secondary FB Contact _____ Neal Iwamoto
E-mail _____ niwamoto@hawaii.edu
Office _____ (808) 956-7506
Cell _____ (808) 375-6819
Assistant Directors _____ Kara Nishimura, Eric Mathews, Fletcher Like
Digital Media Director _____ Troy Yamamoto
Multimedia Specialist _____ Jay Metzger
Address _____ UH Sports Media Relations
_____ 1337 Lower Campus Rd., Honolulu, HI 96822
Website _____ HawaiiAthletics.com
Twitter _____ @HawaiiAthletics



NUMERICAL ROSTER

No	Name	Pos	Ht	Wt	Cl	Exp	Hometown/Last School
0	Dae Dae Hunter	RB	5-10	200	Fr.	HS	Denver, Colo. (Chandler HS)
1	Matthew Shipley	PK	6-1	175	Fr.	HS	Liberty Hill, Texas (Liberty Hill HS)
1	Penei Pavihi	LB	6-3	245	Jr.	2L	Pago Pago, American Samoa (Tafuna HS)
2	Jeremiah Pritchard	LB	6-0	225	Sr.	3L	Leone, American Samoa (Silverado HS)
3	Melquise Stovall	WR	5-9	190	Sr.	1L	Lancaster, Calif. (Riverside City College)
4	Miles Reed	RB	5-8	190	Jr.	2L	Corona, Calif. (Centennial HS)
5	Khoury Bethley	DB	5-10	200	Jr.	2L	Chino, Calif. (Don Lugo HS)
6	Zion Bowens	WR	6-1	200	Jr.	JC	Long Beach, Calif. (Long Beach City College)
7	Calvin Turner	RB	6-1	195	Sr.	TR	Savannah, Ga. (Jacksonville University)
8	Rico Bussey	WR	6-2	190	Sr.	TR	Lawton, Okla. (North Texas)
8	Eugene Ford	DB	6-2	210	Sr.	3L	Venice, Calif. (University HS)
10	Quin Bright	WR	5-9	170	Fr.	HS	Cedar Hill, Texas (Cedar Hill HS)
10	Mark Blocker II	DL	6-3	230	Fr.	RS	Los Angeles, Calif. (Lawndale HS)
11	Justin Uahinui	QB	6-3	195	Jr.	1L	Honolulu, O'ahu (Farrington HS)
11	Sterlin Ortiz	DB	5-10	185	Jr.	TR	Oklahoma City, Okla. (NE Oklahoma A&M)
12	Chevan Cordeiro	QB	6-1	190	So.	1L	Honolulu, O'ahu (Saint Louis School)
12	Stan Gaudion	P	6-3	210	Sr.	3L	Melbourne, Australia (Scotch College)
13	Jake Farrell	QB	6-5	215	Fr.	HS	Scottsdale, Ariz. (East Coast Prep)
13	Jalen Perdue	DB	5-10	175	Jr.	JC	Lancaster, Calif. (Antelope Valley College)
14	James Phillips	WR	5-9	155	So.	JC	Menifee, Calif. (Mt. San Jacinto College)
15	Jonah Panoke	WR	6-2	185	Fr.	RS	Honolulu, O'ahu (Saint Louis School)
15	Paul Scott	LB	6-1	215	Jr.	2L	Oakland, Calif. (McClymonds Senior HS)
16	Armani Edden	QB	6-0	185	Jr.	JC	West Palm Beach, Fla. (College of the Canyons)
16	Logan Taylor	DB	6-1	200	Jr.	JC	Harbor City, Calif. (El Camino College)
17	Isaiah Tufaga	LB	6-1	225	So.	TR	La'ie, O'ahu (Oregon State)
18	Boone Abbott	QB	6-2	190	Fr.	RS	Highland, Utah (American Fork HS)
18	Cortez Davis	DB	5-11	180	Sr.	1L	Decatur, Ga. (Itawamba CC)
19	Kamali'i Akina	QB	5-11	180	Sr.	SQ	Stanford, Calif. (San Mateo College)
19	Quentin Frazier	DB	6-1	195	Sr.	TR	San Diego, Calif. (Azusa Pacific)
20	Cameron Lockridge	DB	6-0	180	So.	JC	Tampa, Fla. (Reedley College)
21	Michael Washington	DB	6-0	165	Fr.	RS	Monrovia, Calif. (Monrovia HS)
22	Akil Francisco	DB	6-1	170	Jr.	2L	Alameda, Calif. (Encinal HS)
23	Jared Smart	WR	6-0	190	Sr.	1L	Dublin, Calif. (Laney College)
24	Kai Kaneshiro	DB	6-2	180	So.	1L	Honolulu, O'ahu (Saint Louis)
25	Travon Killins	DB	6-0	175	Fr.	RS	Daytona Beach, Fla. (Spruce Creek HS)
26	Leonard Lee	DB	6-0	190	Jr.	JC	Wahiawa, O'ahu (Pima CC)
27	Koali Nishigaya	RB	5-8	160	Fr.	HS	Waipahu, O'ahu (Saint Louis School)
28	Aaron Cephus	WR	6-4	200	Sr.	TR	Houston, Texas (Rice)
28	Nalu Emerson	DB	6-1	205	Fr.	RS	Kahuku, O'ahu (Kahuku HS)
29	Donovan Dalton	DB	6-4	200	Jr.	2L	Apple Valley, Minn. (Saguaro HS)
30	Kaeo Rezentes	PK	6-2	180	Fr.	HS	Kapa'a, Kaua'i (Kamehameha Schools-Kapālama)
30	Kamuella Borden	DL	6-4	250	So.	1L	Pearl City, O'ahu ('Iolani School)
31	Jaden Allen	WR	5-9	165	Fr.	RS	Covina, Calif. (Bishop Amat HS)
31	Tiger Peterson	DB	6-1	195	Fr.	RS	Wai'anae, O'ahu (Kamehameha Schools-Kapālama)
33	Steven Fiso	DB	6-2	200	So.	1L	Aua, American Samoa (Faga'itua HS)
34	James Green III	DB	5-11	175	So.	1L	Cathedral City, Calif. (Cathedral City HS)
35	Hekili Keliiliki	RB	6-2	235	Jr.	2L	Bentonville, Ark. (Bentonville HS)
36	Kenneth Fitzgerald	RB	6-0	220	Jr.	JC	Vallejo, Calif. (Santa Rosa JC)
37	Alaka'i Mashima	DB	5-11	185	Jr.	1L	Kapolei, O'ahu (Punahou School)
38	Keliam Brunn	RB	5-10	185	So.	1L	Wahiawa, O'ahu (Saint Louis School)
38	Brody Padilla	DB	6-0	180	Jr.	RS	'Ewa Beach, O'ahu (College of the Canyons)
39	Kalamaku Kuewa	DB	6-0	200	So.	1L	Kailua, O'ahu (Kamehameha Schools-Kapālama)
42	Jonah Kahahawai-Welch	DL	6-2	230	So.	1L	Kailua, O'ahu (Kamehameha Schools-Kapālama)
43	Mason Vega	DL	6-3	275	Sr.	1L	Rancho Cucamonga, Calif. (Chaffey College)
44	Wyatt Tucker	LS	5-10	215	Jr.	1L	Chino Hills, Calif. (Whittier College)
45	Payton Awaya	LB	6-0	215	Sr.	1L	Honolulu, O'ahu (Kalani HS)
46	Tauivi Ho Ching	LB	6-1	225	Sr.	1L	Nu'uuli, American Samoa (Mt. San Antonio)
47	Noa Kamanā	DB	6-0	190	Jr.	1L	Honolulu, O'ahu (Pacific University)
48	Derek Thomas	DL	6-3	230	Sr.	2L	Huntington Beach, Calif. (Cerritos College)
49	Asher Pilanca	DB	6-0	175	Fr.	HS	Mililani, O'ahu (Mililani HS)

NUMERICAL ROSTER

No	Name	Pos	Ht	Wt	Cl	Exp	Hometown/Last School
50	Justus Tavai	DL	6-3	295	Jr.	1L	Inglewood, Calif. (El Camino College)
51	Makai Manuwai	DL	6-1	280	Sr.	2L	Medford, Ore. (South Medford HS)
52	Solo Vaipulu	OL	6-2	300	Jr.	2L	Riverside, Calif. (Corona Centennial HS)
52	Ezra Evaimalo	DL	6-1	245	Fr.	HS	Wai'anae, O'ahu (Kamehameha Schools-Kapālama)
53	Ramsey Aviu	OL	6-3	300	Jr.	SQ	'Aiea, O'ahu ('Aiea HS)
53	Darius Muasau	LB	6-1	230	So.	1L	'Ewa Beach, O'ahu (Mililani HS)
54	Kalani Kamakawiwo'ole	DL	6-0	220	Fr.	RS	Honolulu, O'ahu (Kamehameha Schools-Kapālama)
55	Micah Vanterpool	OL	6-6	300	Jr.	2L	Phoenix, Ariz. (Phoenix Central HS)
55	Blessman Ta'ala	DL	6-1	300	Jr.	2L	Aua, American Samoa (Faga'itua HS)
56	Zach Bowers	LB	6-0	225	Fr.	RS	Chandler, Ariz. (Chandler HS)
57	Samson Siilata	DL	6-3	255	Fr.	RS	Kane'ohe, O'ahu (Kahuku HS)
58	Joey Nu'uuanu-Kuhi'iki	OL	6-4	300	Sr.	3L	Wai'anae, O'ahu (Wai'anae HS)
58	Kila Kamakawiwo'ole	LB	6-0	225	Fr.	RS	Honolulu, O'ahu (Saint Louis School)
59	Andrew Choi	DL	6-1	230	So.	1L	Honolulu, O'ahu (Kaiser HS)
60	Caden Hilborn	OL	6-5	280	Fr.	RS	Salt Lake City, Utah (Highland HS)
61	Eliki Tanuvasa	OL	6-2	320	So.	RS	Honolulu, O'ahu (Eastern Illinois)
63	Taaga Tuulima	OL	6-2	310	Sr.	3L	'Ewa Beach, O'ahu ('Iolani School)
64	Kauka Umiamaka	OL	6-4	300	Fr.	RS	Kane'ohe, O'ahu (Castle HS)
65	Elias Wong	OL	6-2	315	Jr.	SQ	Waimanalo, O'ahu (Kailua HS)
66	Sergio Muasau	OL	6-0	340	Fr.	HS	'Ewa Beach, O'ahu (Mililani HS)
67	Bubba Wa'a	OL	6-2	310	Fr.	RS	Hau'ula, O'ahu (Crescent Valley HS)
68	Ra Elkington	OL	6-5	355	Jr.	SQ	La'ie, O'ahu (Kahuku HS)
69	Ben Falck	PK/P	6-6	220	So.	JC	Riverside, Calif. (San Bernardino Valley College)
70	Arasi Mose	OL	6-5	360	Fr.	RS	Honolulu, O'ahu (Saint Louis School)
71	Stephan Bernal-Wendt	DL	6-2	310	Jr.	2L	Honolulu, O'ahu (Salesian HS)
72	Kohl Levao	OL	6-6	350	Sr.	1L	Aberdeen, Wash. (CC of San Francisco)
73	Johnny Morrison	DL	6-3	260	Jr.	JC	'Ewa Beach, O'ahu (College of the Canyons)
74	Gene Pryor	OL	6-3	310	Sr.	1L	Visalia, Calif. (College of the Sequoias)
75	IIm Manning	OL	6-4	280	Jr.	2L	Glendale, Ariz. (Apollo HS)
76	Michael Eletise	OL	6-4	350	Sr.	1L	Honolulu, O'ahu (Arizona)
77	Alesana Sunia	OL	6-3	320	Sr.	3L	Leone, American Samoa (Leone HS)
78	Ernest Moore	OL	6-8	320	Sr.	1L	San Francisco, Calif. (CC of San Francisco)
79	Micah Soliai Howlett	OL	6-3	310	Fr.	HS	La'ie, O'ahu (Kahuku HS)
80	Mekel Ealy	WR	6-3	200	Fr.	RS	Antioch, Calif. (Freedom HS)
81	Grey Ihu	WR	6-0	175	Jr.	RS	Kane'ohe, O'ahu (Campbellsville University)
82	Dayton Toney	WR	6-1	175	Fr.	HS	Frisco, Texas (Prestonwood Christian Academy)
83	Kahale Huddleston	WR	5-10	180	So.	SQ	Hilo, Hawai'i (Hilo HS)
84	Nick Mardner	WR	6-6	190	So.	1L	Mississauga, Ont., Canada (Clarkson Secondary)
85	Lincoln Victor	WR	5-10	170	So.	1L	West Camas, Wash. (Union HS)
86	Riley Wilson	WR	6-2	190	Fr.	HS	Prosper, Texas (Prestonwood Christian Academy)
87	Kaleb Maresh	WR	6-1	190	So.	TR	Murrieta, Calif. (Dordt University)
87	Dior Scott	WR	5-9	175	Jr.	JC	Antioch, Calif. (Laney College)
88	Tamatoa Mokiao-Atimalala	WR	5-10	175	Fr.	HS	Kapolei, O'ahu (Campbell HS)
89	Kilohana Haasenritter	WR	6-0	190	Fr.	HS	Hilo, Hawai'i (Hilo HS)
90	John Tuitupou	DL	6-4	300	Sr.	JC	Vaitogi, American Samoa (East Los Angeles College)
91	Gabriel Iniguez Jr.	DL	6-2	270	Fr.	HS	Pittsburgh, Calif. (Pittsburgh HS)
92	DJuan Matthews	DL	5-11	275	Sr.	1L	Houston, Texas (Blinn College)
93	Mason Mataafa	DL	6-4	250	Jr.	1L	Santa Ana, Calif. (Orange Coast College)
94	Alema Kapoi	DL	6-0	270	Jr.	SQ	Kapolei, O'ahu (Navy)
95	Doug Russell	DL	6-5	290	Jr.	1L	Seattle, Wash. (O'Dea HS)
95	Kemon Smith	DL	6-2	290	Jr.	JC	New Orleans, La. (Blinn College)
96	Adam Stack	PK/P	6-2	180	Jr.	TR	Kailua, O'ahu (Oregon)
96	Maurice Ta'ala	DL	6-1	305	Fr.	HS	Aua, American Samoa (Faga'itua HS)
97	Zach Ritner	DL	6-3	240	So.	1L	Mission Viejo, Calif. (Capistrano Valley HS)
98	Foi Shaw	DL	6-0	290	So.	1L	Kane'ohe, O'ahu (Farrington HS)
99	Jonah Lauulu	DL	6-6	280	So.	1L	Las Vegas, Nev. (Centennial HS)

ALPHABETICAL ROSTER

No	Name	Pos	Cl
18	Boone Abbott	QB	R-Fr.
19	Kamali'i Akina	QB	Sr.
31	Jaden Allen	WR	R-Fr.
53	Ramsey Aviu	OL	Jr.
45	Payton Awaya	LB	Sr.
71	Stephan Bernal-Wendt	DL	Jr.
5	Khoury Bethley	DB	Jr.
10	Mark Blocker II	DL	R-Fr.
30	Kamuela Borden	DL	So.
6	Zion Bowens	WR	Jr.
56	Zach Bowers	LB	R-Fr.
10	Quin Bright	WR	Fr.
38	Keliam Brunn	RB	So.
8	Rico Bussey	WR	Sr.
28	Aaron Cephus	WR	Sr.
59	Andrew Choi	DL	So.
12	Chevan Cordeiro	QB	So.
29	Donovan Dalton	DB	Jr.
18	Cortez Davis	DB	Sr.
80	Mekel Ealy	WR	R-Fr.
16	Armani Edden	QB	Jr.
76	Michael Eletise	OL	Sr.
68	Ra Elkington	OL	Jr.
28	Nalu Emerson	DB	R-Fr.
52	Ezra Evaimalo	DL	Fr.
69	Ben Falck	PK/P	So.
13	Jake Farrell	QB	Fr.
33	Steven Fiso	DB	So.
36	Kenneth Fitzgerald	RB	Jr.
8	Eugene Ford	DB	Sr.
22	Akil Francisco	DB	Jr.
19	Quentin Frazier	DB	Sr.
12	Stan Gaudion	P	Sr.
34	James Green III	DB	So.
89	Kilohana Haasenritter	WR	Fr.
60	Caden Hilborn	OL	R-Fr.
46	Tauivi Ho Ching	LB	Sr.
83	Kahale Huddleston	WR	So.
0	Dae Dae Hunter	RB	Fr.
81	Grey Ihu	WR	Jr.
91	Gabriel Iniguez Jr.	DL	Fr.
42	Jonah Kahahawai-Welch	DL	So.
54	Kalani Kamakawiwo'ole	DL	R-Fr.
58	Kila Kamakawiwo'ole	LB	R-Fr.
47	Noa Kamanā	DB	Jr.
24	Kai Kaneshiro	DB	So.
94	Alema Kapoi	DL	Jr.
35	Hekili Kelililiki	RB	Jr.
25	Travon Killins	DB	R-Fr.
39	Kalamaku Kuewa	DB	So.
99	Jonah Laulu	DL	So.
26	Leonard Lee	DB	Jr.
72	Kohl Levaio	OL	Sr.
20	Cameron Lockridge	DB	So.
75	IIm Manning	OL	Jr.
51	Makai Manuwai	DL	Sr.
84	Nick Mardner	WR	So.
87	Kaleb Maresh	WR	So.
37	Alaka'i Mashima	DB	Jr.
93	Mason Mataafa	DL	Jr.

No	Name	Pos	Cl
92	DJuan Matthews	DL	Sr.
88	Tamatoa Mokiao-Atimalala	WR	Fr.
78	Ernest Moore	OL	Sr.
73	Johnny Morrison	DL	Jr.
70	Arasi Mose	OL	R-Fr.
53	Darius Muasau	LB	So.
66	Sergio Muasau	OL	Fr.
27	Koali Nishigaya	RB	Fr.
58	Joey Nu'uuanu-Kuhi'iki	OL	Sr.
11	Sterlin Ortiz	DB	Jr.
38	Brody Padilla	DB	Jr.
15	Jonah Panoke	WR	R-Fr.
1	Penei Pavihi	LB	Jr.
13	Jalen Perdue	DB	Jr.
31	Tiger Peterson	DB	R-Fr.
14	James Phillips	WR	So.
49	Asher Pilanca	DB	Fr.
2	Jeremiah Pritchard	LB	Sr.
74	Gene Pryor	OL	Sr.
4	Miles Reed	RB	Jr.
30	Kaeo Rezentes	PK	Fr.
97	Zach Ritner	DL	So.
95	Doug Russell	DL	Jr.
87	Dior Scott	WR	Jr.
15	Paul Scott	LB	Jr.
98	Foi Shaw	DL	So.
1	Matthew Shipley	PK	Fr.
57	Samson Siilata	DL	R-Fr.
23	Jared Smart	WR	Sr.
95	Kemon Smith	DL	Jr.
79	Micah Soliai Howlett	OL	Fr.
96	Adam Stack	PK/P	Jr.
3	Melquise Stovall	WR	Sr.
77	Alesana Sunia	OL	Sr.
55	Blessman Ta'ala	DL	Jr.
96	Maurice Ta'ala	DL	Fr.
61	Eliki Tanuvasa	OL	So.
50	Justus Tavai	DL	Jr.
16	Logan Taylor	DB	Jr.
48	Derek Thomas	DL	Sr.
82	Dayton Toney	WR	Fr.
44	Wyatt Tucker	LS	Jr.
17	Isaiah Tufaga	LB	So.
90	JT Tuitupou	DL	Sr.
7	Calvin Turner	RB	Sr.
63	Taaga Tuulima	OL	Sr.
11	Justin Uahinui	QB	Jr.
64	Kauka Umiamaka	OL	R-Fr.
52	Solo Vaipulu	OL	Jr.
55	Micah Vanterpool	OL	Jr.
43	Mason Vega	DL	Sr.
85	Lincoln Victor	WR	So.
67	Bubba Wa'a	OL	R-Fr.
21	Michael Washington	DB	R-Fr.
86	Riley Wilson	WR	Fr.
65	Elias Wong	OL	Jr.

2020 NEWCOMERS

SIGNING CLASS

No	Name	Pos	Ht	Wt	Cl	Exp	Hometown/Last School
6	Zion Bowens	WR	6-0	200	Jr.	JC	Long Beach, Calif. (Long Beach City College)
10	Quin Bright	WR	5-9	170	Fr.	HS	Cedar Hill, Texas (Cedar Hill HS)
16	Armani Edden	QB	6-0	185	Jr.	JC	West Palm Beach, Fla. (College of the Canyons)
52	Ezra Evaimalo	DL	6-1	245	Fr.	HS	Wai'anae, O'ahu (Kamehameha Schools-Kapālama)
19	Quentin Frazier	DB	6-1	195	Sr.	TR	San Diego, Calif. (Azusa Pacific)
89	Kilohana Haasenritter	WR	6-0	190	Fr.	HS	Hilo, Hawai'i (Hilo HS)
0	Dae Dae Hunter	RB	5-10	200	Fr.	HS	Denver, Colo. (Chandler HS)
20	Cameron Lockridge	DB	6-0	180	So.	JC	Tampa, Fla. (Reedley College)
88	Tamatoa Mokiao-Atimalala	WR	5-10	175	Fr.	HS	Kapolei, O'ahu (Campbell HS)
66	Sergio Muasau	OL	6-0	340	Fr.	HS	'Ewa Beach, O'ahu (Mililani HS)
11	Sterlin Ortiz	DB	5-10	185	Jr.	TR	Oklahoma City, Okla. (NE Oklahoma A&M)
13	Jalen Perdue	DB	5-10	175	Jr.	JC	Lancaster, Calif. (Antelope Valley College)
1	Matthew Shipley	PK	6-1	175	Fr.	HS	Liberty Hill, Texas (Liberty Hill HS)
95	Kemon Smith	DL	6-2	290	Jr.	JC	New Orleans, La. (Blinn College)
79	Micah Soliai Howlett	OL	6-3	310	Fr.	HS	La'ie, O'ahu (Kahuku HS)
96	Maurice Ta'ala	DL	6-1	305	Fr.	HS	Aua, American Samoa (Faga'itua HS)
16	Logan Taylor	DB	6-1	200	Jr.	JC	Harbor City, Calif. (El Camino College)
90	John Tuitupou	DL	6-4	300	Sr.	JC	Vaitogi, American Samoa (East Los Angeles College)
7	Calvin Turner	RB	6-1	195	Sr.	TR	Savannah, Ga. (Jacksonville University)
86	Riley Wilson	WR	6-2	190	Fr.	HS	Prosper, Texas (Prestonwood Christian Academy)

FBS TRANSFERS

8	Rico Bussey	WR	6-2	190	Sr.	TR	Lawton, Okla. (North Texas)
28	Aaron Cephus	WR	6-4	200	Sr.	TR	Houston, Texas (Rice)
96	Adam Stack	PK/P	6-2	180	Jr.	TR	Kailua, O'ahu (Oregon)

GRAYSHIRT

91	Gabriel Iniguez Jr.	DL	6-2	270	Fr.	HS	Pittsburgh, Calif. (Pittsburgh HS)
----	---------------------	----	-----	-----	-----	----	------------------------------------

OTHER ADDITIONS

69	Ben Falck	PK/P	6-6	220	So.	JC	Riverside, Calif. (San Bernardino Valley College)
13	Jake Farrell	QB	6-5	215	Fr.	HS	Scottsdale, Ariz. (East Coast Prep)
36	Kenneth Fitzgerald	RB	6-0	220	Jr.	JC	Vallejo, Calif. (Santa Rosa JC)
87	Kaleb Maresh	WR	6-1	190	So.	TR	Murrieta, Calif. (Dordt University)
73	Johnny Morrison	DL	6-3	260	Jr.	JC	'Ewa Beach, O'ahu (College of the Canyons)
27	Koali Nishigaya	RB	5-8	160	Fr.	HS	Waipahu, O'ahu (Saint Louis School)
49	Asher Pilanca	DB	6-0	175	Fr.	HS	Mililani, O'ahu (Mililani HS)
30	Kaeo Rezentos	PK	6-2	180	Fr.	HS	Kapa'a, Kaua'i (Kamehameha Schools-Kapālama)
87	Dior Scott	WR	5-9	175	Jr.	JC	Antioch, Calif. (Laney College)
82	Dayton Toney	WR	6-1	175	Fr.	HS	Frisco, Texas (Prestonwood Christian Academy)

GEOGRAPHICAL ROSTER

HAWAII (46)

O'ahu (43)

'Aiea: Ramsey Aviu

'Ewa Beach: Johnny Morrison, Darius Muasau, Sergio Muasau, Brody Padilla, Taaga Tuulima

Honolulu: Payton Awaya, Stephan Bernal-Wendt, Andrew Choi, Chevan Cordeiro, Michael Eletise, Kalani Kamakawiwo'ole, Kila Kamakawiwo'ole, Noa Kamana, Kai Kaneshiro, Arasi Mose, Jonah Panoke, Elike Tanuvasa, Justin Uahinui

Hau'ula: Bubba Wa'a

Kahuku: Nalu Emerson

Kailua: Jonah Kahahawai-Welch, Kalamaka Kuewa, Adam Stack

Kapolei: Tamatoa Mokiao-Atimalala, Alema Kapoi, Alaka'i Mashima

Kāne'ohe: Grey Ihu, Foi Shaw, Samson Siilata, Kauka Umiamaka

La'ie: Ra Elkington, Micah Soliai Howlett, Isaiah Tufaga

Milliani: Asher Pilanca

Pearl City: Kamuela Borden

Wahiawa: Keliam Brunn, Leonard Lee

Wai'anae: Ezra Evaimalo, Joey Nu'uuanu-Kuhi'iki, Tiger Peterson

Waimanalo: Elias Wong

Waipahu: Koali Nishigaya

Kaua'i (1)

Kapa'a: Kaeo Rezentos

Hawai'i (2)

Hilo: Kilohana Hassenritter, Kahale Huddleston

CONTINENTAL U.S. (60)

Arizona (4)

Chandler: Zach Bowers

Glendale: Ilm Manning

Phoenix: Micah Vanterpool

Scottsdale: Jake Farrell

Arkansas (1)

Bentonville: Hekili Keliiliki

California (32)

Antioch: Mekel Ealy, Dior Scott

Alameda: Akil Francisco

Cathedral City: James Green III

Chino: Khoury Bethley

Chino Hills: Wyatt Tucker

Corona: Miles Reed

Covina: Jaden Allen

Dublin: Jared Smart

Harbor City: Logan Taylor

Huntington Beach: Derek Thomas

Inglewood: Justus Tavai

Lancaster: Jalen Perdue, Melquise Stovall

Long Beach: Zion Bowens

Los Angeles: Mark Blocker II

Menifee: James Phillips

Mission Viejo: Zach Ritner

Monrovia: Michael Washington

Murrieta: Kaleb Maresh

Oakland: Paul Scott

Pittsburgh: Gabriel Iniguez Jr.

Rancho Cucamonga: Mason Vega

Riverside: Ben Falck, Solo Vaipulu

San Diego: Quentin Frazier

California (cont.)

San Francisco: Ernest Moore

Santa Ana: Mason Mataafa

Stanford: Kamali'i Akina

Vallejo: Kenneth Fitzgerald

Venice: Eugene Ford

Visalia: Gene Pryor

Colorado (1)

Denver: Dae Dae Hunter

Florida (3)

Daytona Beach: Travon Killins

Tampa: Cameron Lockridge

West Palm Beach: Armani Edden

Georgia (2)

Decatur: Cortez Davis

Savannah: Calvin Turner

Louisiana (1)

New Orleans: Kemon Smith

Minnesota (1)

Apple Valley: Donovan Dalton

Nevada (1)

Las Vegas: Jonah Lauulu

Oklahoma (2)

Lawton: Rico Bussey

Oklahoma City: Sterlin Ortiz

Oregon (1)

Medford: Makai Manuwai

Texas (6)

Cedar Hill: Quin Bright

Frisco: Dayton Toney

Houston: Aaron Cephus, DJuan Matthews

Liberty Hill: Matt Shipley

Prosper: Riley Wilson

Utah (2)

Highland: Boone Abbott

Salt Lake City: Caden Hilborn

Washington (3)

Aberdeen: Kohl Levao

Seattle: Doug Russell

West Camas: Lincoln Victor

AMERICAN SAMOA (8)

Aua: Steven Fiso, Blessman Ta'ala, Maurice Ta'ala

Leone: Jeremiah Pritchard, Alesana Sunia

Nu'uuli: Tauivi Ho Ching

Pago Pago: Penei Pavihi

Vaitogi: John Tuitupou

AUSTRALIA (1)

Melbourne: Stan Gaudion

CANADA (1)

Mississauga: Nlck Mardner

PRONUNCIATION GUIDE/FUN FACTS

Name	Pronunciation
Kamali'i Akina	ka-ma-LEE-E • ah-KEY-na
Ramsey Aviu	ah-VEE-you
Payton Awaya	ah-why-ah
Stephan Bernal-Wendt	ste-FAWN
Kamuela Borden	ka-moo-eh-la
Zion Bowers	Zi-IN • BOH-ens
Rico Bussey	BUS-see
Mekel Ealy	meh-kel
Armani Edden	ed-en
Michael Eletise	eh-lay-TEE-say
Ezra Evaimalo	eh-vie-mah-low
Steven Fiso	fee-so
Akil Francisco	ah-keel
Stan Gaudion	gaw-dee-an
Kilohana Haasenritter	key-low-HA-na HOSS-en-ritter
Tauivi Ho Ching	taw-ee-vee
Kahale Huddleston	kah-HA-lay
Grey Ihu	E-hoo
Gabriel Iniguez	ih-NEE-gwez
Jonah Kahahawai-Welch	ka-ha-ha-why
Kalani Kamakawiwo'ole	ka-LAH-nee
Kila Kamakawiwo'ole	ka-ma-ka-VEE-vo-oh-lay
Kila Kamakawiwo'ole	KEY-lah
Noa Kamana	no-ah • kah-MAH-nah
Kai Kaneshiro	kah-nay-SHE-row
Alema Kapoi	uh-leh-ma • kuh-POY
Hekili Keliiliki	hey-KEY-lee kay-LEE-E-lee-key
Kalamaku Kuewa	kah-la-ma-koo • koo-eh-va
Jonah La'ulu	la-OO-loo
Kohl Levao	le-vow
Ilm Manning	elm
Makai Manuwai	mah-kye • mah-new-why
Kaleb Maresh	MARE-esh
Mason Mata'afa	mah-TAH-ah-fa
Tamatoa	ta-mah-TOE-ah
Mokiao-Atimalala	mo-kee-OW • ah-tee-mah-lala
Araši Mose	ah-rah-see • moh-say
Darius Muasau	moo-uh-sow (<i>like cow</i>)
Sergio Muasau	moo-uh-sow (<i>like cow</i>)
Koali Nishigaya	ko-AH-lee • nee-she-GAH-yah
Joey Nu'uuanu-Kuhi'iki	new-OO-ah-new coo-he-E-key
Jonah Panoke	pa-NO-kay
Penei Pavihi	pe-nay • pa-VEE-hee
Asher Pilanca	pee-LAWN-ka
Kaeo Rezentos	kah-EH-oh • re-ZENTS
Foi Shaw	foi - (rhymes with boy)
Samson Siilata	see-E-LAH-ta
Kemon Smith	KEE-mon
Micah Soliai-Howlett	so-lee-aye
Alesana Sunia	ah-lay-sah-nah • soo-nee-ah
Blessman Ta'ala	ta-AH-la
Maurice Ta'ala	ta-AH-la
Eliki Tanuvasa	e-LEE-kee • tah-new-VAH-sah
Isaiah Tufaga	too-FAWN-gah
John Tuitupou	tui-too-po
Taaga Tuulima	tah-un-gah • too-oo-lee-mah
Justin Uahinui	OO-ahi-new-ee
Kauka Umiamaka	cow-ka • OO-me-ah-MAH-ka
Solo Vaipulu	vie-POO-loo
Bubba Wa'a	wah-ah

Diversity U

UH has players from 15 different states, encompassing five time zones (Hawaiian, Pacific, Mountain, Central and Eastern). More than 2/3 of the 116-man roster hails from Hawai'i (46) and California (32). UH also sports players from American Samoa (8), Australia (1) and Canada (1). An example of the UH's diversity is junior running back **Hekili Keliiliki**, who is of Hawaiian descent, went to high school in Arkansas and is fluent in Mandarin after serving a two-year mission in Brisbane, Australia.

All In The Family

- The 2020 squad features four second-generation Warriors - **Jaden Allen** (father Gary, 1978-81); **Kalani** and **Kila Kamakawiwo'ole** (Kila, 2002-05); and **Elias Wong** (Hauoli, 1995).
- UH is one of only eight teams in the nation to have at least three sets of brothers on its roster. The brothers are: **Kalani** and **Kila Kamakawiwo'ole**; **Darius** and **Sergio Muasau**; and **Blessman** and **Maurice Ta'ala**.
- Four others have older brothers who once suited up for UH: **Kamalii Akina** (Kainoa), **Andrew Choi** (Zeno), **Kamuela Borden** (brothers Kawika & Noah), and **Justus Tavai** (Jahlani).

The Smart Play

Senior wide receiver **Jared Smart's** father, Keith, is a veteran NBA coach who is best remembered for hitting the game-winning shot for Indiana in the 1987 NCAA basketball championship. Jared enters this season as one of UH's top returnees and is on the Biliitnekoﬀ Watch List for the nation's top receiver.

Best Chance U

Junior wide receiver **Dior Scott** arrives in Manoa after gaining Netflix notoriety at Laney College in Oakland, Calif. Laney's 2019 season was chronicled in the latest installment of the hit series "Last Chance U" with Scott heavily featured throughout. Jared Smart also attended Laney and the pair were teammates on the 2018 squad that captured the CCCAA Championship.

The (Saint Louis) Brotherhood

Redshirt freshman quarterback **Chevan Cordeiro**, who backed-up Tua Tagovailoa (Alabama/Miami Dolphins) in 2016 at Honolulu's Saint Louis School, continues the high school's tradition of FBS QBs which also includes Marcus Mariota (Oregon/Las Vegas Raiders), Jeremiah Masoli (Oregon/Ole Miss), Timmy Chang (UH), Jason Gesser (Washington State), and Darnell Arceneaux (Utah).

Just Like Old Times

Three former Warriors are on the coaching staff: Defensive coordinator **Victor Santa Cruz**, cornerbacks coach **Abe Elimimian** and defensive quality control coach **Kim McCloud**. Santa Cruz, in his first season as a UH coach, played linebacker for the 1992 squad that captured a WAC title and defeated Illinois in the Holiday Bowl. Elimimian enters his sixth season on the staff after a playing career that saw him earn first-team all-conference honors at cornerback and play in three bowl games. McCloud makes his way back to Honolulu after serving under former Rainbow Warrior turned head coach Dino Babers at Syracuse. McCloud four-year career (1987-90) as a Warrior defensive back included a trip to the 1989 Aloha Bowl.

POSITION BREAKDOWN

QUARTERBACK

Returnees	Ht	Wt	Cl	Hometown (Last School)
Kamali'i Akina	5-11	180	Sr.	Stanford, Calif. (San Mateo Coll.)
Justin Uahinui	6-3	195	Jr.	Honolulu, O'ahu (Farrington HS)
Chevan Cordeiro	6-1	190	So.	Honolulu, O'ahu (Saint Louis School)
Boone Abbott	6-2	190	R-Fr	Highland, Utah (American Fork HS)

Newcomers	Ht	Wt	Cl	Hometown (Last School)
Armani Edden	6-0	185	Jr.	West Palm Beach, Fla. (College of the Canyons)
Jake Farrell	6-5	215	Fr.	Scottsdale, Ariz. (East Coast Prep)

2019 QB lost: Cole McDonald

Outlook: Two-year starter Cole McDonald declared for the 2020 NFL Draft and was ultimately selected by the Tennessee Titans in the seventh round...that leaves the reins to UH's Run-N-Gun offense to sophomore Chevan Cordeiro...the Honolulu native has proved his mettle when given the opportunity ...he was 4-0 as a starter in 2018 and '19 and has also come off the bench to lead UH to a number of come-from-behind victories...junior college transfer Armani Edden and prepster Jake Farrell are the newest additions to the quarterback stable.

Top Statistical Returner

NAME	GP-GS	EFFIC	COMP	ATT	YDS	PCT	TD	Int
Chevan Cordeiro	12-1	138.0	69	120	907	57.5	8	3



RETURNING PRODUCTION

ATTEMPTS: 19.5% - 124/635
COMPLETIONS: 17.7% - 70/396
YARDS: 18.2% - 921/5,056
TOUCHDOWNS: 21.4% - 9/42



WIDE RECEIVER

Returnees	Ht	Wt	Cl	Hometown (Last School)
Jared Smart	6-0	190	Sr.	Dublin, Calif. (Laney College)
Melquise Stovall	5-9	190	Sr.	Lancaster, Calif. (Riverside CC)
Grey Ihu	6-0	175	Jr.	Kane'o'he, O'ahu (Campbellsville Univ.)
Kahale Huddleston	5-10	180	So.	Hilo, Hawaii (Hilo HS)
Nick Mardner	6-6	190	So.	Mississauga, Canada (Clarkson Secondary)
James Phillips	5-9	155	So.	Menifee, Calif. (Mt. San Jacinto Coll.)
Lincoln Victor	5-10	170	So.	West Camas, Wash. (Union HS)
Jaden Allen	5-9	165	R-Fr.	Covina, Calif. (Bishop Amant HS)
Mekel Ealy	6-3	200	R-Fr.	Antioch, Calif. (Freedom HS)
Jonah Panoke	6-2	185	R-Fr.	Honolulu, O'ahu (Saint Louis School)



Newcomers	Ht	Wt	Cl	Hometown (Last School)
Rico Bussey	6-2	190	Sr.	Lawton, Okla. (North Texas)
Aaron Cephus	6-4	200	Sr.	Houston, Texas (Rice)
Zion Bowns	6-1	200	Jr.	Long Beach, Calif. (Long Beach CC)
Dior Scott	5-9	175	Jr.	Antioch, Calif. (Laney College)
Kaleb Maresh	6-1	190	So.	Murrieta, Calif. (Dordt University)
Quin Bright	5-9	170	Fr.	Cedar Hill, Texas (Cedar Hill HS)
Kilohana Haasenritter	6-0	190	Fr.	Hilo, Hawaii (Hilo HS)
Tamatoa Mokiao-Atimalala	5-10	175	Fr.	Kapolei, O'ahu (Campbell HS)
Dayton Toney	6-1	175	Fr.	Frisco, Texas (Prestonwood Christian)
Riley Wilson	6-2	190	Fr.	Prosper, Texas (Prestonwood Christian)

2019 WRs lost: Cedric Byrd, JoJo Ward, Jason-Matthew Sharsh, John Johnson, Robert Funkhouser



RETURNING PRODUCTION

RECEPTIONS: 32.6% - 129/396
YARDS: 34.0% - 1,719/5,056
TOUCHDOWNS: 35.3% - 14/42

Outlook: The Rainbow Warriors had six different players eclipse 100 yards receiving in a game last year...despite losing a trio of seniors (Cedric Byrd, Jason Mathew Sharsh and JoJo Ward) who combined for nearly 3,144 yards and 26 TDs, UH still boasts an arsenal of receivers...leading the way is Jared Smart who was named to the Biletnikoff Award Watch list...the sure-handed Smart had a team-high five games with 100 or more yards...the explosive Melquise Stovall and Lincoln Victor, who both also double as kick returners, give opponents fits in the slot...North Texas transfer Rico Bussey, a first-team all-Conference USA selection, should make an immediate impact, while hopes are also high for speedy prep star Quin Bright.

Top Statistical Returners

NAME	GP-GS	NO.	YDS	Y/C	LNG	TD
Jared Smart	15-15	87	1129	13.0	58	5
Melquise Stovall	5-1	18	248	13.8	59	4
Lincoln Victor	12-0	10	86	8.6	17	3
Nick Mardner	12-1	5	169	33.8	50	2

POSITION BREAKDOWN

RUNNING BACK

Returns	Ht	Wt	Cl	Hometown (Last School)
Miles Reed	5-8	190	Jr.	Corona, Calif. (Centennial HS)
Hekili Keliiliki	6-2	235	Jr.	Bentonville, Ark. (Bentonville HS)
Keliam Brunn*	5-10	185	So.	Wahiawa, O'ahu (Saint Louis School)

*position change

Newcomers	Ht	Wt	Cl	Hometown (Last School)
Calvin Turner	6-1	195	Sr.	Savannah, Ga. (Jacksonville University)
Kenneth Fitzgerald	6-0	220	Jr.	Vallejo, Calif. (Santa Rosa JC)
Dae Dae Hunter	5-10	200	Fr.	Denver, Colo. (Chandler HS)
Koali Nishigaya	5-8	160	Fr.	Waipahu, O'ahu (Saint Louis School)

2019 RBs lost: Dayton Furuta, Fred Holly III, KK Padello

Outlook: Top rusher Miles Reed returns for his junior season after flirting with a 1,000-yard season in 2019...the shifty Reed, who also scored eight touchdowns last year, has been named to the Doak Walker Award Watch list ...a pair of talented newcomers bolster the backfield...highly-touted Dae Dae Hunter rushed for 1,748 yards and 33 touchdowns for Chandler High School in Arizona...FCS transfer Calvin Turner joins the backfield after starring at both quarterback and cornerback for Jacksonville University.

Top Statistical Returners

NAME	GP-GS	ATT	YDS	Y/A	LNG	TD
Miles Reed	15-9	174	908	5.2	31	8
Chevan Cordeiro (QB)	12-3	40	212	5.3	26	3
Hekili Keliiliki	15-0	17	85	5.0	23	0



RETURNING PRODUCTION

ATTEMPTS: 55.6% - 234/421

YARDS: 62.4% 1,254/2,009

TOUCHDOWNS: 52.4% - 11/21



OFFENSIVE LINE

Returns	Ht	Wt	Cl	Hometown (Last School)
Michael Eletise	6-4	350	Sr.	Honolulu, O'ahu (Arizona)
Kohl Levao	6-6	350	Sr.	Aberdeen, Wash. (CC of San Francisco)
Ernest Moore	6-8	320	Sr.	San Francisco, Calif. (CC of San Francisco)
Joey Nu'uuanu-Kuhi'iiki	6-4	300	Sr.	Wai'anae, O'ahu (Wai'anae HS)
Gene Pryor	6-3	310	Sr.	Visalia, Calif. (College of the Sequoias)
Alesana Sunia	6-3	320	Sr.	Leone, American Samoa (Leone HS)
Taaga Tuulima	6-2	310	Sr.	'Ewa Beach, O'ahu ('Iolani School)
Ramsey Aviu	6-3	300	Jr.	'Aiea, O'ahu ('Aiea HS)
Ra Elkington	6-5	355	Jr.	La'ie, O'ahu (Kahuku HS)
Ilim Manning	6-4	280	Jr.	Glendale, Ariz. (Apollo HS)
Solo Vaipulu	6-2	300	Jr.	Riverside, Calif. (Corona Centennial HS)
Micah Vanterpool	6-6	300	Jr.	Phoenix, Ariz. (Phoenix Central HS)
Elias Wong	6-2	315	Jr.	Waimanalo, O'ahu (Kailua, O'ahu)
Eliki Tanuvasa	6-2	320	So.	Honolulu, O'ahu (Eastern Illinois)
Caden Hilborn	6-5	280	R-Fr.	Salt Lake City, Utah (Highland HS)
Arsi Mose	6-5	360	R-Fr.	Honolulu, O'ahu (Saint Louis School)
Kauka Umiamakaka	6-4	300	R-Fr.	Kane'ohe, O'ahu (Castle HS)
Bubba Wa'a	6-2	310	R-Fr.	Hau'ula, O'ahu (Crescent Valley HS)

Newcomers	Ht	Wt	Cl	Hometown (Last School)
Sergio Muasau	6-0	340	Fr.	'Ewa Beach, O'ahu (Mililani HS)
Micah Soliai Howlett	6-3	310	Fr.	La'ie, O'ahu (Kahuku HS)

2019 OLs lost: J.R. Hensley, Emil Graves

Outlook: For the second straight year, the offensive line looks to be the strongest and deepest unit on the entire roster... the Warriors return four regular starters from last year, among the nine total players who have at least one career start under their belt...it's a line that has helped UH finish in the Top 10 nationally in passing the last two seasons, including fifth in 2019...the tackles are secure with upperclassmen returnees Ilim Manning and Gene Pryor...Manning, who is on the preseason watch list for the Outland Trophy, earned all-conference second-team honors last year and has started 29 consecutive games at left tackle since his arrival as a true freshman...UH welcomes the return of senior Kohl Levao who redshirted last season due to injury... one of the team's top pro prospects, he started all 14 games in 2018 at tackle and center...Solo Vaipulu has started 23 games at guard, while Arizona transfer Michael Eletise stepped in midway through last year to provide UH another force at guard... senior center Taaga Tuulima has been Mr. Reliable at center the last two seasons and earned the team's Offensive MVP award last year.

RETURNING STARTS

Player	2019	Career
Ilim Manning (LT)	15	29
Taaga Tuulima (C)	15	27
Kohl Levao (RT/C)	3	17
Gene Pryor (RT)	14	14
Solo Vaipulu (RG)	9	23
Michael Eletise (LG)	4	4
Bubba Waa (RG)	2	2
Joey Nu'uuanu-Kuhi'iiki (RT)	1	4
Alessan Sunia (RG)	1	1
Total	64	121

POSITION BREAKDOWN

DEFENSIVE BACK

Returnees	Ht	Wt	Cl	Hometown (Last School)
Cortez Davis	5-11	180	Sr.	Decatur, Ga. (Itawamba CC)
Eugene Ford	6-2	210	Sr.	Venice, Calif. (University HS)
Khoury Bethley	5-10	200	Jr.	Chino, Calif. (Don Lugo HS)
Donovan Dalton	6-4	200	Jr.	Apple Valley, Minn. (Saguaro HS)
Akil Francisco	6-1	170	Jr.	Alameda, Calif. (Encinal HS)
Noa Kamana	6-0	190	Jr.	Honolulu, O'ahu (Pacific University)
Leonard Lee	6-0	190	Jr.	Wahiawa, O'ahu (Pima CC)
Alaka'i Mashima	5-11	185	Jr.	Kapolei, O'ahu (Punahou School)
Brody Padilla	6-0	180	Jr.	'Ewa Beach, O'ahu (Coll. of the Canyons)
James Green III	5-11	175	So.	Cathedral City, Calif. (Cathedral City HS)
Steven Fiso	6-2	200	So.	Aua, American Samoa (Faga'itua HS)
Kai Kaneshiro	6-2	180	So.	Honolulu, O'ahu (Saint Louis School)
Kalamaku Kuewa	6-0	200	So.	Kailua, O'ahu (Kamehameha Schools)
Travon Killins	6-0	175	R-Fr.	Daytona Beach, Fla. (Spruce Creek HS)
Tiger Peterson	6-1	195	R-Fr.	Wai'anae, O'ahu (Kamehameha Schools)
Michael Washington	6-0	165	R-Fr.	Monrovia, Calif. (Monrovia HS)



Newcomers	Ht	Wt	Cl	Hometown (Last School)
Quentin Frazier	6-1	195	Sr.	San Diego, Calif. (Azusa Pacific)
Sterlin Ortiz	5-10	185	Jr.	Oklahoma City, Okla. (NE Okla. A&M)
Jalen Perdue	5-10	175	Jr.	Lancaster, Calif. (Antelope Valley Coll.)
Logan Taylor	6-1	200	Jr.	Harbor City, Calif. (El Camino College)
Cameron Lockridge	6-0	180	So.	Tampa, Fla. (Reedley College)
Asher Pilanca	6-0	175	Fr.	Mililani, O'ahu (Mililani HS)

2019 DBs lost: Rojesterman Farris II, Ikem Okeke, Kalen Hicks, Zach Wilson

Outlook: With his ability to roam the entire field, junior safety Khoury Bethley (team-high 83 tackles in 2019) is one of UH's top defensive players...senior Cortez Davis was an impactful junior college transfer last year, sliding into the starting cornerback role and racking up a team-best 13 break-ups...senior Eugene Ford and Kai Kaneshiro give UH versatile components at nickelback and safety...UH will miss the experience of Rojesterman Farris II, Ikem Okeke and Kalen Hicks (140 combined games played), but have re-stocked via the FCS and junior college route with five capable transfers.

RETURNING PRODUCTION

INTERCEPTIONS: 54.6% - 6/11

PBUS: 51.2% - 22/43

TACKLES: 616.2% - 260/422

TACKLES FOR LOSS: 66.7% - 9.0/13.5

Top Statistical Returners

NAME	GP-GS	SOLO	AST	TOTAL	TFLs	INT	PBU
Khoury Bethley	15-12	61	22	83	2.0	2	1
Cortez Davis	15-13	44	9	53	3.5	1	13
Eugene Ford	15-9	45	19	55	2.0	0	4

LINEBACKER

Returnees	Ht	Wt	Cl	Hometown (Last School)
Payton Awaya	6-0	215	Sr.	Honolulu, O'ahu (Kalani HS)
Tauivi Ho Ching	6-1	225	Sr.	Nu'uuli, American Samoa (Mt. San Antonio)
Jeremiah Pritchard	6-0	225	Sr.	Leone, American Samoa (Silverado HS)
Penei Pavihi	6-3	245	Jr.	Pago Pago, American Samoa (Tafuna HS)
Paul Scott	6-1	215	Jr.	Oakland, Calif. (McClymonds Senior HS)
Darius Muasau	6-1	230	So.	'Ewa Beach, O'ahu (Mililani HS)
Isaiah Tufaga	6-1	225	So.	La'ie, O'ahu (Oregon State)
Zach Bowers	6-0	225	R-Fr.	Chandler, Ariz. (Chandler HS)
Kila Kamakawiwo'ole	6-0	225	R-Fr.	Honolulu, O'ahu (Saint Louis School)

2019 LBs lost: Wesley Faagua, Solomon Matautia, Kanai Picanco

Outlook: The linebacking corps is stacked with experienced playmakers...UH is excited for the comeback of leader Penei Pavihi who missed the entire 2019 season with a knee injury...Pavihi tallied 87 tackles as a sophomore in 2018...as a true freshman last year, Darius Muasau was a breakout star on both defense and special teams (61 tackles, 2 FR)...senior Jeremiah Pritchard brings experience (34 career games, 12 starts last year) as does junior Paul Scott who is among the most athletic of the group...Isaiah Tufaga, who started three games for Oregon State as a true freshman, is ready to hit the turf after sitting out last year as a transfer.



RETURNING PRODUCTION

TACKLES: 56.3% - 135/240

SACKS: 33.3% - 1/3

TFLs: 61.3% - 9.5/15.5

Top Statistical Returners

NAME	GP-GS	SOLO	AST	TOTAL	SKs	TFL	INT
Darius Muasau	15-4	44	17	61	0.0	3.0	0
Jeremiah Pritchard	12-12	26	22	48	1.0	3.5	0

POSITION BREAKDOWN

DEFENSIVE LINE

Returns	Ht	Wt	Cl	Hometown (Last School)
Makai Manuwai	6-1	280	Sr.	Medford, Ore. (South Medford HS)
DJuan Matthews	5-11	275	Sr.	Houston, Texas (Blinn College)
Derek Thomas	6-3	230	Sr.	Huntington Beach, Calif. (Cerritos College)
Mason Vega	6-3	275	Sr.	Rancho Cucamonga, Calif. (Chaffey Col.)
Stephan Bernal-Wendt	6-2	310	Jr.	Honolulu, O'ahu (Salesian HS)
Alema Kapoi	6-0	270	Jr.	Kapolei, O'ahu (Navy)
Mason Mataafa	6-4	250	Jr.	Santa Ana, Calif. (Orange Coast College)
Doug Russell	6-5	290	Jr.	Seattle, Wash. (O'Dea HS)
Blessman Ta'ala	6-1	300	Jr.	Aua, American Samoa (Faga'itua HS)
Justus Tava'i	6-3	295	Jr.	Inglewood, Calif. (El Camino College)
Kamuela Borden	6-4	250	So.	Pearl City, O'ahu (Iolani School)
Andrew Choi	6-1	230	So.	Honolulu, O'ahu (Kaiser HS)
Jonah Kahahawai-Welch	6-2	230	So.	Kailua, O'ahu (Kamehameha Schools)
Jonah Lauou	6-6	280	So.	Las Vegas, Nev. (Centennial HS)
Zach Ritner	6-3	240	So.	Mission Viejo, Calif. (Capistrano Valley HS)
Foi Shaw	6-0	290	So.	Kane'ohe, O'ahu (Farrington HS)
Mark Blocker II	6-3	230	R-Fr.	Los Angeles, Calif. (Lawndale HS)
Kalani Kamakawiwo'ole	6-0	220	R-Fr.	Honolulu, O'ahu (Kamehameha Schools)
Samson Siilata	6-3	255	R-Fr.	Kane'ohe, O'ahu (Kahuku HS)

Returns	Ht	Wt	Cl	Hometown (Last School)
John Tuitupou	6-4	300	Sr.	Vaitogi, American Samoa (East LA Coll.)
Johnny Morrison	6-3	260	Jr.	'Ewa Beach, O'ahu (Coll. of the Canyons)
Kemon Smith	6-2	290	Jr.	New Orleans, La. (Blinn College)
Ezra Evaimalo	6-1	245	Fr.	Wai'anae, O'ahu (Kamehameha Schools)
Gabriel Iniguez Jr.	6-2	270	Fr.	Pittsburgh, Calif. (Pittsburgh HS)
Maurice Ta'ala	6-1	305	Fr.	Aua, American Samoa (Faga'itua HS)

2019 DLs lost: Sam Akoteau, Kendall Hune, Jeffery Keene, Eperone Moananu, Kaimana Padello, Fanupo Peapealalo, Azia Se'e'i, Manly Williams

Outlook: Nearly a dozen upperclassmen are back to fortify the UH line...Blessman Ta'ala (25 career starts) has been stalwart in the interior in his first two seasons...JC products Derek Thomas and Mason Vega missed 12 combined games last year but both proved effective when healthy...UH looks to fill the void of all-conference end Kaimana Padello (13.5 career sacks), one of the most disruptive forces in the Mountain West the last few seasons...a playmaker on the rise is redshirt sophomore Jonah Lauou...the 6-6, 280-pound Lauou finished second on the team in tackles for loss (6.0) despite limited snaps coming off the bench.

Top Statistical Returners

NAME	GP-GS	SOLO	AST	TOTAL	SKs	TFL
Derek Thomas	9-3	29	5	34	1.0	2.0
Blessman Taala	15-11	12	7	19	1.0	3.5



SPECIALISTS

Returns	Pos.	Ht	Wt	Cl	Hometown (Last School)
Stan Gaudion	P	6-3	210	Sr.	Melbourne, Australia (Scotch College)
Wyatt Tucker	LS	5-10	215	Jr.	Chino Hills, Calif. (Whittier College)

Returns	Pos.	Ht	Wt	Cl	Hometown (Last School)
Adam Stack	PK/P	6-2	180	Jr.	Kailua, O'ahu (Oregon)
Ben Falck	PK/P	6-6	220	So.	Riverside, Calif. (San Bernardino Valley Coll.)
Ka'eo Rezentos	PK	6-2	180	Fr.	Kapa'a, Kaua'i (Kamehameha Schools)
Matthew Shipley	PK/P	6-1	175	Fr.	Liberty Hill, Texas (Liberty Hill HS)

2019 specialists lost: Ryan Meskell (PK), Ben Scruton (P)

Outlook: Four new kickers are in contention to replace Ryan Meskell who was lost due to graduation...among those vying to replace Meskell are prep standout Matthew Shipley and Oregon transfer Adam Stack...Aussie Stan Gaudion is back for his fifth and final season as the incumbent punter...the Melbourne native has averaged 41.1 yards per punt and has just two touchbacks in 129 career attempts...the consistent Wyatt Tucker returns for his second season as the team's starting long snapper...Stack and Ben Falck are also capable punters.

Top Statistical Returner

NAME	GP-GS	ATT	AVG	LONG	50+	i20	TB
Stan Gaudion (P)	15-5	22	39.1	55	2	6	1



RETURNING PRODUCTION

TACKLES: 46.0% - 108/235

SACKS: 75.0% - 9/12

TFLS: 62.5% - 20/32

PLAYERS TO WATCH



4 MILES REED

Junior • Running Back • 5-8 • 190

Corona, Calif.

- Named to the 2020 Doak Walker Award Watch List.
- Led UH and ranked No. 6 in the MW last year with 908 rushing yards.
- Also led the team with eight rushing touchdowns.
- Averaged 5.2 yards per carry.
- Racked up a career-high 124 rushing yards and one touchdown on 17 carries against San José State.

RUSH	G-GS	ATT	YDS	TD	LG	YPC	Y/G	REC	YDS	TD
2018	10-0	30	130	0	15	4.3	13.0	2	8	0
2019	15-9	174	908	8	31	5.2	60.5	3	16	0
TOTAL	25-9	204	1038	8	31	5.1	41.5	5	24	0



23 JARED SMART

Senior • Wide Receiver • 6-0 • 190

Dublin, Calif.

- Named to the 2020 Biletnikoff Award Watch List.
- Led the team with five 100-yard receiving games in 2019.
- Second on the team in receptions (87) and receiving yards (1,129) in 2019.
- Fifth in the Mountain West in receptions and receiving yards per game.
- Tallied 142 yards and two TDs in win over BYU in the SoFi Hawai'i Bowl.
- One of 16 players in school history to post a 1,000-yard season.

YEAR	G-GS	REC	YDS	TD	LONG	YPC	R/G	Y/G
2019	15-15	87	1,129	5	58	13.0	5.8	75.3



75 ILM MANNING

Junior • Offensive Line • 6-4 • 280

Glendale, Ariz.

- Named to the 2020 Outland Trophy Watch List.
- 2019 All-Mountain West second team at left tackle.
- Has started all 29 games of his career.
- One of only four true freshmen nationally to start every game on the line in 2018.
- Key member of a line that has helped UH finish fifth (2018) and ninth (2019) in passing the last two seasons.
- Protected the blindside of NFL draft pick Cole McDonald.

PLAYERS TO WATCH



1 PENEI PAVIHI

Junior • Linebacker • 6-3 • 245

Pago Pago, American Samoa

- Returns after sitting out entire 2019 season due to injury.
- Enjoyed breakout sophomore season in 2018.
- Played in all 14 games with 12 starts.
- Tied for second on the team with 87 total tackles.
- Registered a career-high 13 tackles, 2.0 tackles for loss, and a sack in comeback win over UNLV.

YEAR	G-GS	SOLO	AST	TOTAL	TFL	SACK	PD	FF	FR	INT
2017	12-0	4	1	5	0.0	0.0	0	0	0	0
2018	14-12	46	41	87	6.5	1.5	2	1	2	0
TOTAL	26-12	50	42	92	6.5	1.5	2	1	2	0



5 KHOURY BETHLEY

Junior • Defensive Back • 5-10 • 200

Chino, Calif.

- Team's leading tackler (83) as a sophomore in 2019.
- Had 10 solo tackles and two interceptions to help lift UH to a win over BYU in the SoFi Hawai'i Bowl.
- Named to the AP All-Bowl team.
- Has been a key player in all 29 games of his career while playing safety, nickelback and on special teams.

YEAR	G-GS	SOLO	AST	TOTAL	TFL	SACK	PD	FF	FR	INT
2018	14-0	35	5	40	0.0	0.0	4	1	1	0
2019	15-12	61	22	83	2.0	0.0	3	0	0	2
TOTAL	29-12	96	27	123	2.0	0.0	7	1	1	2



18 CORTEZ DAVIS

Senior • Defensive Back • 5-11 • 180

Decatur, Ga.

- Junior college transfer made immediate impact in 2019.
- Played in all 15 games, including 13 starts at cornerback.
- Named honorable mention all-Mountain West.
- Led the team with 13 pass breakups.
- Returned only interception of the year 43 yards for a touchdown in key road win at UNLV.

YEAR	G-GS	SOLO	AST	TOTAL	TFL	SACK	PBU	FF	FR	INT
2019	15-13	44	9	53	3.5	0.0	13	0	0	1

SEASON OUTLOOK

STARTERS RETURNING (13)

Offense (6)

OL	75	IIm Manning	6-4	280	Jr.	2L
OL	74	Gene Pryor	6-3	310	Sr.	1L
OL	52	Solo Vaipulu	6-2	300	Jr.	2L
OL	63	Taaga Tuulima	6-2	310	Sr.	3L
WR	23	Jared Smart	6-0	190	Sr.	1L
RB	4	Miles Reed	5-8	190	Jr.	2L

Defense (5)

DL	55	Blessman Ta'ala	6-1	300	Jr.	2L
LB	2	Jeremiah Pritchard	6-0	225	Sr.	3L
DB	5	Khoury Bethley	5-10	200	Jr.	2L
DB	18	Cortez Davis	5-11	180	Sr.	1L
DB	8	Eugene Ford	6-2	210	Sr.	3L

Specialists (2)

LS	44	Wyatt Tucker	5-10	205	Jr.	1L
P	12	Stan Gaudion	6-3	210	Sr.	3L

STARTERS LOST (13)

Offense (5)

Cole McDonald (QB)
J.R. Hensley (OL)
Cedric Byrd II (WR)
Jason Matthew-Sharsh (WR)
JoJo Ward (WR)

Defense (6)

Kaimana Padello (DL)
Kendall Hune (DL)
Solomon Matautia (LB)
Rojesterman Farris II (DB)
Kalen Hicks (DB)
Ikem Okeke (DB)

Specialists (2)

Ryan Meskell (PK)
Ben Scruton (P)

2020 NOTABLES

▶ The Rainbow Warriors are under the new leadership of Todd Graham, who has averaged nearly eight wins per season and led 10 of his 12 squads to bowl eligibility as a head coach.

▶ UH is coming off its first back-to-back winning seasons in more than a decade.

▶ UH seeks its third straight winning season, which was last accomplished when UH had four straight such seasons from 2001-04.

▶ UH enters its ninth season in the Mountain West and will look to defend its 2019 West Division title.

▶ The Rainbow Warriors have finished second or better in the West Division in three of the last four years.

▶ UH has 13 starters and 53 letterwinners returning from last year's 10-5 squad.

▶ Five Warriors have been named to preseason watch lists in 2020: junior running back Hekili Keliilikiki (Wuerffel Trophy), junior offensive tackle IIm Manning (Outland Trophy), junior running back Miles Reed (Doak Walker Award), senior wide receiver Jared Smart (Biletnikoff Award), and senior center Taaga Tuulima (Rimington Award).

▶ UH returns six offensive starters, including four linemen, from a unit that ranked fifth nationally in passing offense and 13th in total offense in 2019.

▶ The line is highlighted by junior IIm Manning who has started all 29 games of his career at left tackle and who is UH's lone representative on the preseason all-Mountain West team.

▶ Quarterback Cole McDonald was drafted by the NFL's Tennessee Titans but UH returns sophomore gunslinger Chevan Cordeiro who is undefeated in four career starts during the 2018 and '19 seasons.

▶ Five starters return on defense, headlined by junior safety Khoury Bethley who led UH in tackles last year (83).

RETURNING PRODUCTION

Category	Pct.	Stat
Scoring	31.1%	158/508
Touchdowns	38.2%	26/68
Field Goals	0%	0/15
Rushing Yards	62.4%	1,254/2,009
Passing Yards	18.2%	921/5,056
Receiving Yards	34.0%	1,719/5,056
Total Offense	30.8%	2,175/7,065
All Purpose	23.9%	2,055/8,582
Punt Return Yards	55.9%	57/102
Kick Return Yards	83.4%	911/1,092
Tackles	56.1%	503/897
Tackles For Loss	63.1%	38.5/61
Sacks	64.7%	11/17
Interceptions	50.0%	7/14

LETTERMEN BREAKDOWN

OFFENSE

RETURNING (18)

Quarterbacks (2)

Chevan Cordeiro
Justin Uahinui

Running Backs (3)

Keliam Brunn*
Hekili Kelililiki
Miles Reed

Wide Receivers (4)

Nick Mardner
Jared Smart
Melquise Stovall
Lincoln Victor

Offensive Linemen (10)

Michael Eletise
Kohl Levaio
IIm Manning
Ernest Moore
Joey Nu'uanu-Kuhi'iki
Gene Pryor
Alesana Sunia
Taaga Tuulima
Solo Vaipulu
Micah Vanterpool

LOST (12)

Quarterbacks (1)

Cole McDonald

Running Backs (3)

Dayton Furuta
Fred Holly III
KK Padello

Wide Receivers (6)

Cedric Byrd II
Robert Funkhouser
John Johnson
Kumoku Noa
Jason-Matthew Sharsh
JoJo Ward

Offensive Linemen (2)

Emil Graves
J.R. Hensley

SPECIALISTS

RETURNING (2)

Stan Gaudion (P)
Wyatt Tucker (LS)

Returning Redshirts (11): Boone Abbott (QB), Jaden Allen (WR), Mekel Ealy (WR), Caden Hilborn (OL), Grey Ihu (WR), Arasi Mose (OL), Jonah Panoke (WR), James Phillips (WR), Eliki Tanuvasa (OL), Kauku Umiamaka (OL), Bubba Wa'a (OL)

Squadmen Returning (5): Kamali'i Akina (QB), Ramsey Aviu (OL), Ra Elkington (OL), Kahale Huddleston (WR), Elias Wong (OL)

Redshirts Lost (2): Hoku Arias (LB), Zach Daniel (QB)

LOST (2)

Ryan Meskell (PK)
Ben Scruton (P)

DEFENSE

RETURNING (33)

Defensive Linemen (16)

Stephan Bernal-Wendt
Kamuela Borden
Andrew Choi
Jonah Kahahawai-Welch
Jonah Laulu
Makai Manuwai
Mason Mataafa
DJuan Matthews
Zach Ritner
Doug Russell
Foi Shaw
Blessman Ta'ala
Justus Tavai
Derek Thomas
Mason Vega

Linebackers (6)

Payton Awaya
Tauivi Ho Ching
Darius Muasau
Penei Pavihi
Jeremiah Pritchard
Paul Scott

Cornerbacks (3)

Cortez Davis
Akil Francisco
James Green III

Nickelback/Safeties (8)

Khoury Bethley
Donovan Dalton
Steven Fiso
Eugene Ford
Noa Kamana
Kai Kaneshiro
Kalamaku Kuewa
Alaka'i Mashima

Returning Redshirts (12):

Mark Blocker II (DL), Zach Bowers (LB), Nalu Emerson (DB), Kalani Kamakawiwo'ole (DL), Kila Kamakawiwo'ole (LB), Travon Killins (DB), Leonard Lee (DB), Brody Padilla (DB), Tiger Peterson (DB), Samson Siilata (DL), Isaiah Tufaga (LB), Michael Washington (DB)

Squadmen Returning (1): Alema Kapoi (DL)

LOST (15)

Defensive Linemen (7)

Samiuela Akoteu
Kendall Hune
Jeffery Keene
Eperone Moananu
Kaimana Padello
Azia Se'e
Manly Williams

Linebackers (3)

Wesley Fa'agua
Solomon Matautia
Kana'i Picanco

Cornerbacks (3)

Justice Augafa
Rojesterman Farris II
Zach Wilson

Safeties (2)

Kalen Hicks
Ikem Okeke

*position change

HEAD COACH

TODD GRAHAM

Head Coach 1st Season



Overall Record

95-61
12 seasons

Hometown

Mesquite, Texas

Alma Mater

East Central University (1987)

Family

Wife: Penni
Children: Bo, Hank, Natalie,
Haylee, Dakota and
Michael Todd Jr.

COACHING EXPERIENCE

HAWAII

Head Coach (2020-)

ARIZONA STATE

Head Coach (2012-17)

PITTSBURGH

Head Coach (2011)

TULSA

Head Coach (2007-10);
Defensive Coordinator (2003-05)

RICE

Head Coach (2006)

WEST VIRGINIA

Co-Defensive Coordinator (2001-02)

ALLEN HS (Texas)

Head Coach (1995-2000)

CAL ALBERT HS (Texas)

Head Coach (1994)

EAST CENTRAL UNIVERSITY (Okla.)

Defensive Coordinator (1991-93)

POTEET HS (Texas)

Assistant Coach (1988-90)

Todd Graham was introduced as the University of Hawai'i's 24th head football coach on January 22, 2020.

Graham comes to Manoa with 12 years of head coaching experience at the FBS level, most recently with Arizona State, where he led the Sun Devils to five bowl appearances in six years. He has an overall head coaching record of 95-61 (.609) with stops at Rice (2006), Tulsa (2007-10), Pittsburgh (2011), and ASU (2012-17).

In 12 years as a head coach, 10 of his teams appeared in bowl games; four won conference divisional titles; and three finished the season nationally ranked. He earned two conference Coach of the Year awards with Rice (2006) and ASU (2013). His Tulsa teams led the nation in total offense in consecutive years in 2007 (543.9 ypg) and 2008 (569.9).

Twelve of Graham's former assistant coaches went on to head coaching positions including eight current head coaches – Gus Malzahn (Auburn), Mike Norvell (Florida State), Jay Norvell (Nevada), Billy Napier (Louisiana), Chris Ball (Northern Arizona), Chip Lindsey (Troy), Jake Spavital (Texas State), and Ryan Silverfield (Memphis). Several others moved on to coordinator positions at Power 5 schools.

At ASU, Graham compiled a 46-32 mark. The 46 wins were the most in a six-year span in program history and put him third all-time in wins. He was the only head coach to lead ASU to bowl eligibility in each of his first four seasons and his five bowl appearances is second most in program history. ASU's Sun Bowl victory in 2014 capped a second straight 10-win season under Graham while the Sun Devils finished with a No. 12 national ranking.

In addition, his student-athletes garnered 51 Pac-12 all-conference honors while 30 were either selected in the NFL Draft or signed

free-agent contracts. He coached two consensus All-Americans – Will Sutton and Zane Gonzalez, the latter was the 2016 Lou Groza Award winner.

In the classroom, the Sun Devils posted a team grade point average of over 3.00 for the first time in program history in 2017-18 and its Academic Progress Rate reached an all-time high of 960 under Graham's tenure.

At the age of 41, Graham received his first head coaching position at Rice in 2006. He led the program to a seven-win season and its first bowl game in 45 years, appearing in the New Orleans Bowl. The Owls won their last six games of the season and Graham was named C-USA Coach of the Year.

In 2007, Graham was named head coach at Tulsa, where he compiled a 36-17 record in four seasons. Three of his teams won 10 or more games and each of those teams won bowl games, including the 2010 squad that defeated Hawai'i in the Sheraton Hawai'i Bowl. In addition, two of those three teams competed in the Conference USA championship game.

Graham led the Golden Hurricane to consecutive C-USA West Division titles in 2007 and '08 and one shared West Division title in 2010. He was the first TU coach to win 10+ games in back-to-back seasons and his three bowl wins is the most in program history. In 2010, Tulsa's win over Notre Dame was considered the biggest win in school history and ESPN's Kirk Herbstreit called it the biggest upset of the 2010 college football season.

Prior to his collegiate head coaching career, Graham also helped lead his alma mater East Central University from a .500 program to NAIA national champions in his third year while serving as the team's defensive coordinator from 1991-93.

HEAD COACH

Year-By-Year Record As An FBS Head Coach

Season	Team	Overall	Conf.	Conf.	Bowl	Bowl	Notes
		W-L	W-L	Finish		W/L	
2006	Rice	7-6	6-2	2nd (West)	New Orleans	L	Rice won 1 game the year prior
2007	Tulsa	10-4	6-3	1st (West)	GMAC	W	No. 1 offense in the NCAA
2008	Tulsa	11-3	7-2	T1st (West)	GMAC	W	School record 11 wins
2009	Tulsa	5-7	3-5	3rd (West)	-	-	-
2010	Tulsa	10-3	6-2	T1st (West)	Hawai'i	W	AP Final Poll: No. 24
2011	Pittsburgh	6-6	4-3	T4th	BBVA Compass	*	-
2012	Arizona State	8-5	5-4	T2nd (South)	Fight Hunger	W	AS's 1st winning rec. since 2007
2013	Arizona State	10-4	8-1	1st (South)	Holiday	L	AP Final Poll: No. 21
2014	Arizona State	10-3	6-3	T2nd (South)	Sun	W	AP Final Poll: No. 12
2015	Arizona State	6-7	4-5	4th (South)	Cactus	L	Sixth straight bowl for Graham
2016	Arizona State	5-7	2-7	T4th (South)	-	-	-
2017	Arizona State	7-6	6-3	2nd (South)	Sun	L	3rd Top 2 finish in Pac-12 South
		95-61 (.609)	63-40 (.617)			5-4 (.556)	* did not coach bowl game

A Proven Winner

- Nine bowl appearances.
- Has led 10 of his 12 teams to bowl eligibility.
- Won 10 or more games in five of his 12 seasons.
- Finished nationally ranked three times, including a No. 12 ranking in 2014.
- Won four conference divisional titles.
- Named conference Coach of the Year twice.
- Led Rice to its first bowl game in 45 years in first season as head coach.

A Prolific Offense

- His Tulsa teams led the nation in total offense in consecutive years in 2007 (543.9 ypg) and 2008 (569.9) and ranked in the top six in scoring three times, averaging better than 40 points per game.
- His teams have averaged 36.5 points per game over 12 years, while his Arizona State squads scored 50 or more points 16 times during his tenure in Tempe.
- Coached the only team in NCAA history to boast a 5,000-yard passer, a 1,000-yard rusher, and three 1,000-yard receivers in a single season (Tulsa, 2007).

An Aggressive Defense

- During his six-year span at Arizona State, the Sun Devils were second in the nation in sacks per game (3.10) and tackles-for-loss (7.7) per game, trailing just Clemson.
- The Sun Devils scored 20 defensive touchdowns during his tenure (16 interception returns; four fumble returns), behind just Ohio St. (25), Alabama (22), and Boise St. (22).
- ASU forced 143 turnovers under Graham, including 91 interceptions, 10th in the nation.

A Talent Developer

- While at Arizona State, his student-athletes garnered 51 Pac-12 all-conference honors while 30 were either selected in the NFL Draft or signed free-agent contracts.

An Educator

- Arizona State posted a team grade point average of over 3.00 for the first time in program history.

An Extensive Coaching Tree

- Twelve of Graham's former assistant coaches went on to head coaching positions.
- Eight former assistants are current head coaches (see next page).



COACHING TREE

12 Former Graham Assistants Have Become Collegiate Head Coaches



[^] - active head coach

WHAT THEY'RE SAYING ABOUT GRAHAM

"I love Coach Graham. He's a good friend of mine. He's one of the best coaches in college football."

— **Bill Belichick, New England Patriots**

"Todd Graham is a big reason why I'm where I am today. He has been a mentor and friend. I'm very thankful for everything he's done for my coaching career. Hawai'i made an outstanding hire and is getting a tremendous football coach and a great person."

— **Gus Malzahn, Auburn**

"Hawai'i is getting a fantastic coach and an even better man. He is someone who is driven and has a great passion for developing young men on and off the field. His teams are always tough and well prepared and his track record as a head coach speaks for itself. I am really excited for him and looking forward to seeing his impact on the University of Hawai'i."

— **Chip Lindsey, Louisiana**

"Todd Graham is an experienced program builder. He has great and detailed football knowledge in every area of the game. He's been a boss, mentor and a friend."

— **Jay Norvell, Nevada**

"Congratulations to Hawai'i Football on a great hire of Coach Graham. He's the right coach to keep Hawai'i trending in the right direction and his success speaks for itself. He is a great leader of men and will continue to change lives through this great game of football."

— **Chris Ball, Northern Arizona**

"Hawai'i has hit a home run with the hiring of Coach Graham. He is one of the smartest football coaches in the game and a man that is passionate about creating a culture of development throughout the program. I owe much of the growth that I've had over my career to him. I am so excited to see him leading the Hawai'i football team where he will continue to push it to the top."

— **Mike Norvell, Florida State**

DEFENSIVE COORDINATOR

VICTOR SANTA CRUZ | ASSOCIATE HEAD COACH DEFENSIVE COORDINATOR (1ST SEASON)



ALMA MATER: Hawai'i, 1995

COACHING EXPERIENCE

- **HAWAII:** Associate Head Coach/Defensive Coordinator/OLBs (2020-)
- **AZUSA PACIFIC:** Head Coach (2006-19), Defensive Coordinator (2004-05), Offensive Coordinator (2001-03)
- **EL CAMINO HS (CALIF.):** Linebackers (1996-2000)

COACHING HIGHLIGHTS

- Boasts 24 years of experience, including 14 seasons as a head coach at Azusa Pacific.
- Azusa Pacific's all-time winningest coach with an overall record of 84-69.
- Since 2013, led APU to four Great Northwest Athletic Conference championships and two NCAA Division II playoff appearances.
- During that same span, the Cougars won 41 of its 50 conference games.
- Mentored eight Cougars who signed with NFL or CFL organizations, including former NFL running back Terrell Watson and Baltimore Ravens long snapper Matt Orzech.
- Guided the program's transition to Division II with rousing success over a decade.
- The Cougars had eight winning seasons including back-to-back 10-win seasons and GNAC titles in 2013 and '14.
- APU added two more conference titles in 2016 and '18.
- APU claimed six consecutive GNAC academic team championships for posting the highest team GPA in the conference.
- Prior to moving to Division II, Santa Cruz was recognized as the NAIA Independent Coach of the Year in 2010 and '11.
- The Cougars finished ranked No. 5 nationally in 2011.
- Served as both the offensive coordinator (2001-03) and defensive coordinator (2004-05) at APU, before being named the ninth head coach in 2006.
- In his first season as defensive coordinator in 2004, the Cougars set a school-record low for points allowed per game (9.6) and registered an NAIA-leading 55 quarterback sacks.
- In three NAIA playoff games that season, APU surrendered just 17 points, holding two of the NAIA's top four offenses (No. 1 Sioux Falls and No. 4 Northwestern Oklahoma) to a combined three points.

PLAYING EXPERIENCE

- Hawai'i (1991-94)

PLAYING HIGHLIGHTS

- A member of UH's 1992 team that's inducted in the school's Sports Circle of Honor.
- Key contributor at linebacker on the 1992 nationally-ranked squad that claimed UH's first Western Athletic Conference championship, defeated Illinois in the Holiday Bowl, and finished with a then-program record 11 wins.
- Tallied 139 tackles (83 solo) while playing in 46 career games over four seasons.

HOMETOWN

- Vista, Calif.

EDUCATION

- Hawai'i, B.A., Economics (1995)
- Azusa Pacific, M.S., Organizational Leadership (2010)

PERSONAL

- Wife Jamie and children Victor, Jr., Izabella, and Levi

OFFENSIVE COORDINATOR

G.J. KINNE

OFFENSIVE COORDINATOR/ QUARTERBACKS (1ST SEASON)



ALMA MATER: Tulsa, 2011

COACHING EXPERIENCE

- **HAWAII:** Offensive Coordinator/Quarterbacks (2020-)
- **PHILADELPHIA EAGLES:** Offensive Special Projects (2019)
- **ARKANSAS:** Offensive Analyst (2018)
- **SMU:** Graduate Assistant (2017)

COACHING HIGHLIGHTS

- Has worked and played for top offensive play callers including Doug Pederson, Mike Norvell, Chad Morris, Chip Kelly, Ryan Day, and Press Taylor.
- In his one season on the Philadelphia Eagles staff, assisted the offensive staff with game planning for a squad that won the NFC East.
- Served as an offensive analyst at Arkansas under head coach Chad Morris.
- Previously earned his first collegiate coaching job at SMU under Morris.
- Helped guide the Mustang offensive line as a graduate assistant.
- Elevated to SMU's offensive coordinator for the team's match-up with Louisiana Tech in the 2017 Frisco Bowl.

PLAYING EXPERIENCE

- Saskatchewan Roughriders (2016)
- New York Giants (2015)
- Philadelphia Eagles (2013-14)
- Tulsa (2009-11)

PLAYING HIGHLIGHTS

- Threw for 9,472 yards and 81 touchdowns as a three-year starter at Tulsa.
- Was named 2010 Conference USA Offensive Player of the Year.
- MVP of the inaugural 2012 NFLPA Collegiate Bowl.
- Signed as a free agent with the New York Jets (2012) before earning a spot on both the Philadelphia Eagles and the New York Giants.

HOMETOWN

- Mesquite, Texas

EDUCATION

- B.S., Exercise Sports Science (2011), Tulsa

PERSONAL

- Wife Summer and son Lincoln
- G.J. is short for Gary Joe.

POSITION COACHES

DAN PHILLIPS | SPECIAL TEAMS COORDINATOR/ DEFENSIVE LINE (1ST SEASON)



ALMA MATER: Central Oklahoma, 1993

COACHING EXPERIENCE

- **HAWAII:** Special Teams Coordinator/Defensive Line (2020-)
- **MCKINNEY NORTH HS (TX):** Special Teams Coordinator (2018-19)
- **ARIZONA STATE:** Senior Analyst/Special Teams & Defense (2013-17)
- **CENTRAL HS (OKLA.):** Head Coach/Athletics Director (2010-12)
- **BROKEN ARROW HS (OKLA.):** LBs/ST Coordinator (2008-09)
- **RICE:** Defensive Line/Special Teams Coordinator (2006)
- **TULSA:** Defensive Line (2003-05)
- **WEST VIRGINIA:** Graduate Assistant (2002)
- **ALLEN HS (TX):** Special Teams Coordinator/Linebackers (1997-2001)
- **SANTA FE HS (OKLA.):** Def. Coordinator/ST Assistant (1994-96)
- **EDMOND MEMORIAL HS (OKLA.):** Linebackers (1993)

COACHING HIGHLIGHTS

- The senior assistant on the UH coaching staff with more than 26 years of experience.
- Phillips' association with Graham dates back to Allen High School in Texas and continued at West Virginia, Tulsa, Rice and Arizona State.
- Helped Graham build Allen High School into a Class 5A power in Texas football.

PLAYING EXPERIENCE

- Southeastern Oklahoma (1988-91)

HOMETOWN

- Marlow, Okla.

EDUCATION

- B.S., Health & Physical Education; Minor in General Science & Biology (1993), Central Okla.

TONY HULL | CO-OFFENSIVE COORDINATOR/ INSIDE WIDE RECEIVERS (1ST SEASON)



ALMA MATER: UL Lafayette, 2004

COACHING EXPERIENCE

- **HAWAII:** Co-Offensive Coordinator/Inside Receivers (2020-)
- **KANSAS:** Associate Head Coach/Running Backs (2016-19)
- **WARREN EASTON HS (LA.):** Head Coach/Off. Coordinator (2007-15)
- **MANDEVILLE HS (LA.):** Offensive Line/Run Game Coordinator (2006)
- **SARAH T. REED HS (LA.):** Offensive Line/Run Game Coordinator (2005)

COACHING HIGHLIGHTS

- Spent four years as running backs coach at Kansas where he coached Pooka Williams, Jr., to consecutive 1,000-yard rushing seasons and All-America honors as a freshman.
- Spent nine seasons building a power at Warren Easton HS in his native New Orleans.
- Led the Eagles to seven playoff appearances while helping 45 players earn Division I scholarships.

PLAYING EXPERIENCE

- UL Lafayette (1999-2002)

HOMETOWN

- New Orleans, La.

EDUCATION

- B.S., Industrial Technology (2004), UL Lafayette

PERSONAL

- Daughters: Jordan, Jaleh and Journee

POSITION COACHES

JACOB YORO | CO-DEFENSIVE COORDINATOR/ LINEBACKERS (4TH SEASON)



ALMA MATER: Hawai'i, 2008

COACHING EXPERIENCE

- **HAWAI'I:** OLB (2019); OLB/Nickelbacks (2018); Safeties (2017)
- **CAL POLY:** Defensive Backs (2015-16)
- **PACIFIC (ORE.):** Assistant Head Coach (2014); Defensive Coord./Linebackers (2010-14)
- **MONTANA WESTERN:** Linebackers (2009)
- **WAIPAHU HS:** Linebackers (2008)
- **SAINT LOUIS SCHOOL:** Defensive Coordinator/LBs (2003-07)
- **MILILANI HS:** Linebackers (2002)

COACHING HIGHLIGHTS

- Produced a host of feared tacklers in four seasons at UH, including safety Trayvon Henderson who earned a roster spot with the Cincinnati Bengals.
- Was defensive coordinator at Pacific University in Forest Grove, Ore., guiding a defense that allowed just 19.6 ppg and ranked fifth among NCAA Division III teams in sacks.

PLAYING EXPERIENCE

- Montana (1998-2001)

HOMETOWN

- Mililani, O'ahu

EDUCATION

- B.A., History (2008), Hawai'i

PERSONAL

- Wife Meredith and daughter Brynn

BO GRAHAM | PASS GAME COORDINATOR/ RUNNING BACKS (1ST SEASON)



ALMA MATER: TULSA, 2006

COACHING EXPERIENCE

- **HAWAI'I:** Pass Game Coordinator/Running Backs (2020-)
- **LOUISIANA:** Defensive Backs (2018)
- **ARIZONA STATE:** Running Backs (2013-14); On-Campus Recruiting Coordinator (2012)
- **PITTSBURGH:** Graduate Assistant (2011)
- **TULSA CENTRAL HS (OKLA.):** Offensive Coordinator (2010)
- **TULSA:** Running Backs (2007-08), Student Assistant (2003-05)
- **RICE:** Assistant Strength Coach (2006)

COACHING HIGHLIGHTS

- Has been on the staff for teams that have made a combined eight bowl games and four conference championship games with four squads winning 10 or more games.
- Has guided multiple all-conference players, two Freshman All-Americans, four bowl MVPs and two NFL draft picks while serving as a full-time running backs coach.

PLAYING EXPERIENCE

- West Virginia (2001-02)

HOMETOWN

- Mesquite, Texas

EDUCATION

- B.S., Exercise Sports Science; Minor in Marketing (2006), Tulsa

POSITION COACHES

SAM BENNETT | *RUN GAME COORDINATOR/ OFFENSIVE LINE (1ST SEASON)*



ALMA MATER: Texas Tech, 2010

COACHING EXPERIENCE

- **HAWAII:** Run Game Coordinator/Offensive Line (2020-)
- **ARIZONA CARDINALS:** Coaching Assistant (2019)
- **ARIZONA STATE:** Offensive Analyst (2018); Graduate Assistant (2016-17)
- **RICE:** Graduate Assistant (2014-15)
- **IRVING HS (Texas):** Defensive Line (2011)

COACHING HIGHLIGHTS

- Spent a season on the Arizona Cardinals offensive staff, assisting with practice and game planning for a squad that finished fifth in the NFC in rushing.
- Coached three seasons at Arizona State under Todd Graham and during that span, the Sun Devils' offense averaged 31.7 points and 413.3 yards per game.
- Spent two years as an offensive graduate assistant at Rice, where he worked primarily with the quarterbacks and offensive line; part of 2014 Hawai'i Bowl championship team.

PLAYING EXPERIENCE

- SMU (2006-07)

HOMETOWN

- Dallas, Texas

EDUCATION

- B.A., Advertising (2010), Texas Tech
- M.A., Liberal Arts & Sciences (2017), Arizona State

PERSONAL

- Wife Stephanie and daughter Scottie
- Father Phil Bennett enjoyed a 40-year career including a stint as SMU head coach.

ABRAHAM ELIMIMIAN | *RECRUITING COORDINATOR CORNERBACKS (6TH SEASON)*



ALMA MATER: Hawai'i, 2014

COACHING EXPERIENCE

- **HAWAII:** Cornerbacks (2018-); Secondary (2015-17)
- **SIMON FRASER (CANADA):** Defensive Coordinator (2014)
- **WASHINGTON STATE:** Graduate Assistant (2012)
- **SMU:** Graduate Assistant (2010-11)
- **CRENSHAW HS:** Defensive Coordinator (2007-09)

COACHING HIGHLIGHTS

- Has guided four former Warrior defensive backs - Trayvon Henderson, Dejaun Butler, Nick Nelson and Jalen Rogers - who have played in the professional ranks.
- Has mentored five all-Mountain West players.
- Prior to UH, spent one year as the defensive coordinator at Simon Fraser University.

PLAYING EXPERIENCE

- Amsterdam Admirals - NFL Europe (2006-07)
- Hawai'i (2001-04)

HOMETOWN

- Los Angeles, Calif.

EDUCATION

- B.S., Political Science (2004), Hawai'i
- M.A., Liberal Studies (2013), SMU

POSITION COACHES

BRENNAN MARION | WIDE RECEIVERS (1ST SEASON)



ALMA MATER: Tulsa, 2009

COACHING EXPERIENCE

- **HAWAII:** Wide Receivers (2020-)
- **WILLIAM & MARY:** Offensive Coordinator/Quarterbacks (2019)
- **HOWARD:** Offensive Coordinator/Quarterbacks (2017-18)
- **OKLAHOMA BAPTIST:** Running Backs (2016)
- **ARIZONA STATE:** Offensive Quality Control (2015)
- **WAYNESBORO AREA HS (PA.):** Head Coach (2014)
- **ST. PATRICK-ST. VINCENT HS (CALIF.):** Head Coach (2013)
- **HARKER ACADEMY (CALIF.):** Wide Receivers/DBs (2012)
- **WEST VALLEY COLLEGE (CALIF.):** Wide Receivers (2011)
- **JAMES LOGAN HS (CALIF.):** Offensive Coordinator (2010)

COACHING HIGHLIGHTS

- W&M nearly doubled its point production and improved its total offense average by 100 yards per game in his first and only season as offensive coordinator.
- Directed Howard to a Top 25 ranking in scoring, total offense, and passing.

PLAYING EXPERIENCE

- Montreal Alouettes (2012)
- Miami Dolphins (2009-10)
- Tulsa (2007-08)

HOMETOWN

- Greensburg, Pa.

EDUCATION

- B.A., Organizational Studies (2009), Tulsa

PERSONAL

- Children: Mariah and Brennan Marion

LAIU MOEAKIOLA | SAFETIES (1ST SEASON)



ALMA MATER: Arizona State, 2016

COACHING EXPERIENCE

- **HAWAII:** Safeties (2020-)
- **TCU:** Graduate Assistant (2018-19); Video Graduate Assistant (2017)

COACHING HIGHLIGHTS

- Spent two years as a graduate assistant at TCU under Gary Patterson, one of the top defensive minds in the country.
- The Horned Frogs led the Big 12 in total and pass defense in his two seasons.
- Assisted in coaching the strong safeties, including a pair of All-Americans in Trevon Moehrig and Ar'Darius Washington.

PLAYING EXPERIENCE

- Arizona State (2012-16)

HOMETOWN


- Euless, Texas

EDUCATION

- B.A., Liberal Studies (2016), Arizona State
M.A., Liberal Studies (2019), TCU

FOOTBALL STAFF

KODY COOKE | ASSISTANT HEAD COACH/ STRENGTH & CONDITIONING COACH (1ST SEASON)



ALMA MATER: Tulsa, 2011

COACHING EXPERIENCE

- **HAWAII:** Asst. Head Coach/Strength & Conditioning Coach (2020-)
- **VIRGINIA TECH:** Assoc. Director of Strength & Conditioning (2018-19)
- **ARIZONA STATE:** Sports Performance Assistant Coach (2014-17); Graduate Assistant (2013)
- **TULSA:** Strength & Conditioning Intern (2012)

CAREER HIGHLIGHTS

- Has been part of seven bowl squads in eight years of collegiate coaching.
- Played for Todd Graham at Tulsa, before joining Arizona State in 2013 as a GA.
- In his first season in Tempe, the Sun Devils won 10 games, claimed the Pac-12 South and finished No. 21 in the final AP Poll while sporting the league's top defensive unit.

PLAYING EXPERIENCE

- Tulsa (2009-11)
- Oklahoma (2007-08)

HOMETOWN

- Waukomis, Okla.

EDUCATION

- B.S., Exercise Sports Science (2011), Tulsa
- Master's, Higher and Post-Secondary Education (2014), Arizona State

PERSONAL

- Wife: Nikki

TRENT FIGG | CHIEF OF STAFF (1ST SEASON)



ALMA MATER: William Jewell College, 2008

CAREER EXPERIENCE

- **HAWAII:** Chief of Staff (2020-)
- **MISSOURI STATE:** Special Teams Coordinator/Running Backs Coach (2018-19)
- **SOUTHERN ARKANSAS:** Defensive Coordinator/Assistant Head Coach/Recruiting Coordinator (2017); Defensive Backs/Special Teams Coordinator (2014)
- **WILLIAM JEWELL COLLEGE:** Defensive Coordinator/Assistant Head Coach (2015-16); Defensive Backs Coach (2012-13); Linebackers (2011); Running Backs (2010); Outside Linebackers (2008-09); Operations (2008-10)
- **ARIZONA STATE:** Graduate Assistant (2013)

PLAYING EXPERIENCE

- William Jewell College (2005-08)

HOMETOWN

- Chillicothe, Mo.


EDUCATION

- B.S., Secondary Education/Physical Education (2008), William Jewell College,
- M.Ed., Education Leadership (2012), Northwest Missouri State

PERSONAL

- Wife: Tori; Sons: Titus, Thomas and Tobias


FOOTBALL & SUPPORT STAFF




PJ MINAYA
Graduate Assistant



MATT PASSWATERS
Graduate Assistant



KOA KAAI
Graduate Assistant



TYLER CLIFTON
Graduate Assistant



RYAN MATVIKO
Quality Control



LANDON KEOPPLE
Quality Control



KIM MCCLOUD
Quality Control



COLIN SHAFFER
Video Coordinator



JOSH OMURA
On-Campus Recruiting



CHANDLER ENEGREN
Recruiting & Ops Assistant




AL GINOZA
Equipment Manager



BRANDON DEVIE
Equipment Manager



BRIAN WONG
Athletic Trainer



MYLES GOTO
Administrative Assistant



COURTNEY TSUMOTO
Academic Advisor

RETURNING PLAYERS



18 BOONE ABBOTT

QB • 6-2 • 190 • Redshirt Freshman
Highland, Utah • American Fork HS

2019

- Redshirted.

Prep

- A 2019 graduate of American Fork High School in Utah.
- 6A offensive MVP and all-state first-team as a senior.
- As a senior, threw for 4,438 yards and 47 touchdowns.
- Led team to the 6A championship game, while breaking state title game record for passing yards (519).
- Set 12 new school records at American Fork.
- Also lettered in baseball and track.

Personal

- Born in Highland, Utah.
- Nickname is "Booner."
- Major is business.
- Has one older brother and one older sister.
- Parents are Layne and Shannon Abbott of Highland, Utah.



19 KAMALI' AKINA

QB • 5-11 • 180 • Senior
Stanford, Calif. • San Mateo College

2019 (Junior)

- Member of the scout team.

Prior To UH

- Spent two seasons at San Mateo College in California.
- Part of team that captured back-to-back Bay 6 League championships in 2017 and '18.
- Threw for 613 passing yards and seven touchdowns in seven games as a sophomore.
- Also rushed for 60 yards and two touchdowns.
- Attended Arizona State in 2016 and redshirted.

Prep

- A 2016 graduate of Saint Francis High School in Mountain View, Calif.
- Earned first-team all-region honors as a senior.
- A two-time all-state player on both offense and defense.
- Led his team to league and NorCal championships, as well as a state runner-up finish.

Personal

- Born in Tucson, Ariz.
- Nickname is "Kama."
- Majoring in social sciences.
- Has two older brothers and two older sisters.
- Older brother Kainoa played quarterback for UH (2003-05).
- Father Duane is a 40-year veteran coach who was a UH assistant (1983-85) and currently coaches at Stanford.
- Parents are Duane and Donna Akina of Stanford, Calif.



31 JADEN ALLEN

WR • 5-9 • 165 • Redshirt Freshman
Covina, Calif. • Bishop Amat HS

2019

- Earned the Coach Jimmy Asato Offensive Scout Team Award.
- Redshirted.

Prep

- A 2019 graduate of Bishop Amat High School in La Puente, Calif.
- A two-time first-team all-league pick at receiver.
- As a senior, hauled in 43 receptions for 726 yards and four touchdowns in 10 games played.
- Also an all-league baseball player at centerfield.

Personal

- Born in Baldwin Park, Calif.
- Major is undecided.
- Father Gary (1978-81) is UH's all-time leading rusher.
- Parents are Gary and Hilda Allen of Covina, Calif.



53 RAMSEY AVIU

OL • 6-3 • 300 • Junior
'Aiea, O'ahu • 'Aiea HS

2019 (Sophomore)

- Member of the scout team.

2018 (Freshman)

- Member of the scout team.

2017

- Redshirted.

Prep

- A 2016 graduate of 'Aiea High School on O'ahu.
- A four-sport athlete who participated in football, wrestling, judo, and track and field.
- A two-time all-OIA Blue pick, playing tackle and center.
- Offensive line MVP at the 2015 All-Poly Camp in Utah.

Personal

- Born in Honolulu, O'ahu.
- Nickname is "Ram."
- Major is sociology.
- Parents are Lika and Cindy Aviu of 'Aiea, O'ahu.

RETURNING PLAYERS



45 PAYTON AWAYA

LB • 6-0 • 215 • Senior
Honolulu, O'ahu • Kalani HS

2019 (Junior)

- Appeared in three games on special teams.

2018 (Sophomore)

- Member of the scout team.

Prep

- A 2016 graduate of Kalani High School on O'ahu.
- Two-time second-team all-OIA at linebacker.
- Team MVP as a senior in both football and baseball.
- Also a first-team all-league selection in baseball.

Personal:

- Born in Honolulu, O'ahu.
- Major is human development and family studies.
- Parents are Derek and Lisa Awaya of Honolulu, O'ahu.



71 STEPHAN BERNAL-WENDT

DL • 6-2 • 310 • Junior
Honolulu, O'ahu • Salesian HS

2019 (Junior)

- Appeared in four games, primarily on special teams.

2018 (Sophomore)

- Named the Jimmy Asato Offensive Scout Team Player of the Year.

2017 (Freshman)

- Appeared in the team's final four games.
- Saw time on special teams and as a reserve lineman.
- Earned the Coach Larry Price Unselfish Warrior Award.

Prep

- A 2017 graduate of Kaiser High School in Honolulu.
- Played on both sides of the line.
- Attended Salesian High School in Los Angeles, Calif., during the Fall of 2016 to play his senior season.
- Named first-team all-city at offensive line.

Personal

- Born in Honolulu, O'ahu.
- Major is communications.
- Related to former NFL lineman Haloti Ngata and former NFL lineman and Rainbow Warrior David Veikune.
- Mother is Tevila Bernal-Wendt of Honolulu, O'ahu.



5 KHOURY BETHLEY

DB • 5-10 • 200 • Junior
Chino, Calif. • Don Lugo HS

2019 (Sophomore)

- Played in all 15 games with 12 starts at safety.
- Led the team in tackles (83) and solo wrap-ups (61).
- Registered a career-high 10 tackles, all of them solo, versus BYU in the SoFi Hawai'i Bowl.
- Also picked off two passes against BYU, including a game-sealing interception in the final minute.
- Named to the AP All-Bowl team.

2018 (Freshman)

- True freshman played in all 14 games at nickelback, safety and on special teams.
- Recorded 40 wrap-ups with 35 solo tackles.
- At least nine tackles in three of the final four games.
- Earned academic all-MW honors.

Prep

- A 2018 graduate of Don Lugo High School in Chino, Calif.
- Lined up at both running back and safety.
- A three-time all-league, two-time all-CIF and two-time all-state pick.
- Ran for close to a combined 4,000 yards and 47 touchdowns during his junior and senior seasons.

Personal:

- Born in Torrance, Calif.
- Major is kinesiology.
- Parents are Steve and Dina Bethley of Chino, Calif.

YEAR	G-GS	SOLO	AST	TOT	TFL	SACK	PD	FF	FR	INT
2018	14-0	35	5	40	0.0	0.0	4	1	1	0
2019	15-12	61	22	83	2.0	0.0	3	0	0	2
TOTAL	29-12	96	27	123	2.0	0.0	7	1	1	2



30 KAMUELA BORDEN

DL • 6-4 • 250 • Sophomore
Pearl City, O'ahu • 'Iolani School

2019

- Redshirted.

2018 (Freshman)

- Named the Coach Larry Price Most Unselfish Warrior.
- Appeared in six games on special teams.
- Earned academic all-MW honors.

Prior To UH

- Served a two-year church mission in Oregon.

Prep

- A 2015 graduate of 'Iolani School in Honolulu.
- A three-year starter at left tackle.
- First-team all-ILH and *ScoringLive* second-team Division II all-state as a senior.
- Earned state championships in football (2), basketball (1) and in track and field in the shot put (2).

Personal:

- Born in Honolulu, O'ahu.
- Majoring in mathematics.
- Has a wife, Pi'ilani Borden.
- Brothers Kawika (2011-13) and Noah (2015-18) also played for the Warriors.
- Sister Anika competed for the UH track and field team.
- Parents are Russell and Deborah Borden of Pearl City, O'ahu.

RETURNING PLAYERS



10 MARK BLOCKER II

DL • 6-3 • 230 • Redshirt Freshman
Los Angeles, Calif. • Lawndale HS

2019

- Redshirted.

Prep

- A 2019 graduate of Lawndale High School in California
- A three-time all-league selection.
- Accounted for 118 tackles with 26 tackles-for-loss and 13 sacks as a senior.
- A CIF Southern Section Division 5 first-team pick.
- Helped the Cardinals to the CIF 2A state championship.

Personal

- Born in Los Angeles, Calif.
- Majoring in business.
- Has three sisters.
- Parents are Mark Blocker and Quanisha Thompson of Los Angeles, Calif.



56 ZACH BOWERS

LB • 6-0 • 225 • Redshirt Freshman
Chandler, Ariz. • Chandler HS

2019

- Redshirted.

Prep

- A 2019 graduate of Chandler High School in Arizona.
- Earned all-state first-team honors in 2017 and '18.
- Also a three-time first-team all-region pick.
- Helped Chandler to three regional and three state championships.
- Finished as school's second all-time leading tackler (307).

Personal

- Born in Gilbert, Ariz.
- Major is psychology.
- Parents are Lee Bowers of Chandler, Ariz., and Stephanie Bowers of Gilbert, Ariz.



38 KELIAM BRUNN

RB • 5-10 • 180 • Sophomore
Wahiawa, O'ahu • Saint Louis School

2019 (Freshman)

- Appeared briefly in a road win at New Mexico.

2018

- Redshirted.

Prep

- A 2018 graduate of Saint Louis School in Honolulu.
- Member of Crusader squad that won back-to-back state championships in 2016 and '17.
- Starter on the 2017 championship team but was limited to just four games due to injury.

Personal

- Born in Honolulu, O'ahu.
- Major is public health.
- Has one brother and two sisters.
- Mother is Micha Brunn of Wahiawa, O'ahu, and the late Kevin Brunn.



12 CHEVAN CORDEIRO

QB • 6-1 • 190 • Sophomore
Honolulu, O'ahu • Saint Louis School

2019 (Freshman)

- Played in 12 games with three starts.
- Threw for 907 yards on 57.5 percent passing on the season.
- Tossed eight touchdowns to three interceptions.
- Also rushed for 212 yards and three touchdowns.
- Started games versus San José State, UNLV and Army, all UH wins.
- Also came off the bench to help direct UH to wins over Arizona and San Diego State.
- Threw for a career-high 309 yards on 23-of-31 passing and rushed for a career-high 55 yards in a win over San Jose State.
- Earned MW Offensive Player of the Week honors for his performance versus the Spartans.
- Also gained recognition as one of the Manning Award Stars of the Week.
- In UH's season-opener vs. Arizona, entered the game with the score tied at 35 and directed two scoring drives for a 45-38 victory.
- Led UH on a 96-yard touchdown drive that proved to be the game-winner in the team's 14-11 victory win over San Diego State that clinched the MW West Division title.
- Also came off the bench to direct UH to two touchdowns in a fourth-quarter rally vs. Fresno State.

2018 (Redshirt)

- Appeared in four games with one start.
- Led UH to comeback wins versus Wyoming and UNLV.
- Started vs. Wyoming and finished with 148 yards and two touchdowns, including the go-ahead score with 1:26 left.
- Threw for three touchdowns off the bench in the fourth quarter vs. UNLV to rally the team from a 15-point deficit.

Prep

- A 2017 graduate of Saint Louis School in Honolulu, O'ahu.
- The Gatorade Hawai'i Football Player of the Year and Honolulu Star-Advertiser Offensive Player of the Year as a senior.
- Threw for 3,130 yards and 29 TDs on 67.4% passing.
- Had 440 yards passing and three TDs while also rushing for 66 yards in state championship win.

Personal:

- Born in Honolulu, O'ahu.
- Major is business.
- Parents are Leon and Kelly Cordeiro of Honolulu, O'ahu.

PASS	Q-GS	COMP	ATT	YDS	TD	INT	PCT	LG	Y/G
2018	4-1	30	49	384	6	2	.612	68	96.0
2019	12-3	69	120	907	8	3	.575	71	75.6
TOTAL	16-4	99	169	1291	14	5	.586	71	80.7
RUSH	Q-GS	ATT	YDS	TD	LG	YPC	Y/G		
2018	4-1	23	46	0	17	2.0	11.5		
2019	12-3	40	212	3	26	5.3	17.7		
TOTAL	16-4	63	258	3	26	4.1	16.1		

RETURNING PLAYERS



59 ANDREW CHOI

DL • 6-1 • 230 • Sophomore
Honolulu, O'ahu • Kaiser HS

2019 (Freshman)

- Played in 12 games as reserve lineman and on special teams.
- Recorded three tackles and 2.5 tackles-for-loss.
- Blocked a punt at Nevada that was returned for a UH touchdown.
- Posted a pair of sacks, one at UNLV, the other vs. Army.

2018 (Redshirt)

- Played in three games, primarily on special teams.

Prep

- A 2018 graduate of Kaiser High School on O'ahu.
- A two-year starter on the defensive line.
- Also lettered in judo and wrestling.

Personal:

- Born in Honolulu, O'ahu.
- Major is natural resources and environmental management.
- Older brother Zeno played for UH (2015-18).
- Father is Joo Hee Choi of Honolulu, O'ahu.

YEAR	G-GS	SOLO	AST	TOT	TFL	SACK	PD	FF	FR	BK
2018	3-0	0	0	0	0.0	0.0	0	0	0	0
2019	12-0	2	1	3	2.5	2.5	0	0	0	1
TOTAL	15-0	2	1	3	2.5	2.5	0	0	0	1



18 CORTEZ DAVIS

DB • 5-11 • 180 • Senior
Decatur, Ga. • Itawamba Community College

2019 (Junior)

- Named all-Mountain West honorable mention.
- Played in all 15 games, with 13 starts at cornerback.
- Led the team with 13 pass breakups.
- Returned only interception of the year 43 yards for a touchdown in key road win at UNLV.
- Accounted for 53 tackles, including 44 solo and 3.5 tackles-for-loss.
- Recorded a season-high seven wrap-ups against Oregon State and San José State.
- Also recorded a season-high five pass breakups versus San José State.

Prior To UH

- Played sophomore season at Itawamba Community College in Fulton, Miss.
- Appeared in nine games for the Indians, recording 59 tackles, 3.5 tackles-for-loss, and one sack.
- Prior to Itawamba CC, spent two seasons at the University of Chattanooga in Tennessee.

Prep

- A 2016 graduate of Flowery Branch High School in Georgia.
- During his senior season, named team captain and earned team's MVP award.
- Recorded a school-record 10 career interceptions and 26 receptions for 541 yards and seven touchdowns.
- Part of a team that captured the Region 8-4A title.
- Regional champion in the 100-meter dash.

Personal:

- Born in Atlanta, Ga.
- Nickname is "Tez."
- Major is sociology.
- Has two brothers and two sisters.
- Parents are Lee Davis Sr. of Amory, Miss., and Teresa Davis of Decatur, Ga.

YEAR	G-GS	SOLO	AST	TOT	TFL	SACK	PD	FF	FR	INT
2019	15-13	44	9	53	3.5	0.0	14	0	0	1



80 MEKEL EALY

WR • 6-3 • 200 • Redshirt Freshman
Antioch, Calif. • Freedom HS

2019 (Redshirt)

- Played briefly in two games - at Nevada and vs. Air Force.
- Lone reception of the year went for 19 yards at Nevada.
- Redshirted.

Prep

- A 2019 graduate of Freedom High School in Oakley, Calif.
- Earned first-team all-league honors at receiver.
- As a senior, caught 55 passes for 879 yards and 10 TDs.
- Tallied a school-record 102-yard interception return for a touchdown, while also racking long scores on kickoff (90) and punt (65) returns.

Personal:

- Born in Antioch, Calif.
- Major is social sciences.
- Has two brothers and one sister.
- Mother is Corinna Wills of Antioch, Calif.



29 DONOVAN DALTON

DB • 6-4 • 200 • Junior
Apple Valley, Minn. • Saguaro HS

2019 (Sophomore)

- Played in all 15 games on special teams and as a reserve defensive back.
- Tallied 16 tackles, including 13 solo.
- Also logged 1.5 tackles-for-loss and two pass breakups.
- Recorded a career-best eight tackles versus Washington while seeing extended action at safety.

2018 (Freshman)

- Appeared in 12 games as a reserve defensive back and on special teams.
- Posted six tackles with four solo and 0.5 tackles-for-loss.

2017

- Redshirted.

Prep

- A 2017 graduate of Saguaro HS in Scottsdale, Ariz.
- Was an all-city selection and state champion in football.
- Allowed just three completed passes and not a single touchdown his senior season.
- Attended Apple Valley HS his first two years of high school and was part of a state championship basketball squad.

Personal:

- Born in Apple Valley, Minn.
- Nickname is "Dub."
- Major is human development and family studies.
- Father, Donny, played LB at the University of Minnesota.
- Parents are Donny and Jennifer Dalton of Scottsdale, Ariz.

YEAR	G-GS	SOLO	AST	TOT	TFL	SACK	PD	FF	FR	INT
2018	12-0	4	2	6	0.5	0.0	0	0	0	0
2019	15-0	13	3	16	1.5	0.0	2	0	0	0
TOTAL	27-0	17	5	22	2.0	0.0	2	0	0	0

RETURNING PLAYERS



76 MICHAEL ELETISE

OL • 6-4 • 350 • Senior
Honolulu, O'ahu • Arizona

2019 (Junior)

- Activated six games into the year.
- Played in the final 10 contests with four straight starts at left guard to conclude the season.
- Team went 3-1 in his starts with its lone loss at Boise State in the Mountain West title game.
- Contributor on an offensive line that helped UH finish fifth nationally in passing offense and No. 13 in total offense.

Prior To UH

- Played two seasons at the University of Arizona.
- Redshirted in 2016, then played in 23 games over the next two seasons, missing just one game.
- As a sophomore, played in all 12 games, with four starts.
- Saw time in 11 games as a freshman.

Prep

- A 2016 graduate of Kaiser High School in Honolulu.
- A consensus four-star recruit and rated the No. 9 offensive tackle nationally by ESPN.
- Garnered first-team all-state and all-league honors as a senior and was the No. 1-rated recruit out of Hawai'i.
- Played in the 2015 Under Armour All-American Bowl.
- Starter on the 2013 Division II state title team.

Personal:

- Born in Mission Viejo, Calif.
- Nickname is "Big Mike."
- Major is sociology.
- Has one sister.
- Parents are Nofoaiga and Marie Eletise of Honolulu, O'ahu.



68 RA ELKINGTON

OL • 6-5 • 355 • Junior
La'ie, O'ahu • Kahuku HS

2019 (Sophomore)

- Member of the scout team.

2018 (Freshman)

- Member of the scout team.

2017

- Redshirted.

Prep

- A 2017 graduate of Kahuku HS on O'ahu.
- All-state honorable mention as a junior.
- Part of team that made back-to-back appearances in the state championship game.
- Also part of 2016-17 basketball squad that captured the school's first-ever state title.

Personal:

- Born in La'ie, O'ahu.
- Full given first name is Te Rauparaha.
- Major is human development and family studies.
- Parents are Norman Pule and Rachel Iosua of La'ie, O'ahu.



28 NALU EMERSON

DB • 6-1 • 205 • Redshirt Freshman
Kahuku, O'ahu • Kahuku HS

2019 (Redshirt)

- Played in four games, primarily on special teams.
- Registered lone tackle against Central Arkansas.
- Redshirted.

Prep

- A 2019 graduate of Kahuku High School on O'ahu.
- A four-time team captain and two-time all-state selection.
- As a senior, posted 62 tackles, six interceptions, three forced fumbles, and two interception returns for TDs.
- Earned an invitation to the 2019 Polynesian Bowl.
- Graduated as class valedictorian.

Personal:

- Born in Orem, Utah.
- Major is business.
- Has one brother and one sister.
- Related to former Rainbow Warriors Tommy Heffernan and Leonard Peters.
- Parents are Jared and Fia Emerson of Kahuku, O'ahu.



33 STEVEN FISO

DB • 6-2 • 200 • Sophomore
Aua, American Samoa • Faga'itua HS

2019 (Freshman)

- Played in 13 games, primarily on special teams.
- Recorded lone tackle against San José State.

Prior To UH

- Logged four tackles, including three solo.

Prep

- A graduate of Faga'itua High School in American Samoa.
- Played wide receiver, safety and as a return specialist.
- Helped team to an ASHSAA runner-up finish.
- High school teammate and cousin of current Warrior linemen Blessman and Maurice Ta'ala.

Personal

- Born in Aua, American Samoa.
- Major is undeclared.
- Has two brothers and three sisters.
- Parents are Suafai and Janice Fiso of Aua, American Samoa.



34 JAMES GREEN III

DB • 5-11 • 175 • Sophomore
Cathedral City, Calif. • Cathedral City HS

2019 (Freshman)

- Appeared briefly in six games on special teams and as a reserve defensive back.

2018

- Redshirted.

Prep

- A 2018 graduate of Cathedral City High School in California.
- A three-time all-Desert Valley League pick at receiver.

Personal:

- Born in Palm Springs, Calif.
- Nickname is "Duster."
- Major is business.
- Mother is Lisa Mullen of Cathedral City, Calif.

RETURNING PLAYERS



8 EUGENE FORD

DB • 6-2 • 210 • Senior
Venice, Calif. • University HS

2019 (Junior)

- Played in all 15 games with nine starts.
- Saw time at both safety and nickelback.
- Fifth on the team in tackles (55).
- Seven tackles, two pass breakups and a forced fumble in UH's SoFi Hawai'i Bowl win.
- Named to the Allstate AFCA Good Works Team Watch List.

2018 (Sophomore)

- Played in all 14 games with 10 starts.
- Started eight games at cornerback and two at safety.
- Recorded 26 tackles, one interception and three PBU's.

2017 (Freshman)

- Played in all 12 games with six starts, most by a freshman.
- Also a key contributor on special teams.
- Recorded multiple tackles in seven games.
- Posted 27 tackles, one interception and two PBU's.

Prep

- A 2016 graduate of University High School in Los Angeles.
- A three-time all-conference selection.
- First-team CIF Division II all-city honors as a defensive back as a senior and as a receiver his junior season.
- Named the school's Student Athlete of the Year.

Personal

- Born in Venice, Calif.
- Nickname is "The Dream."
- Major is interdisciplinary studies.
- Parents are Eugene Ford of Venice, Calif., and Alicia Franklin of Hawthorne, Calif.

YEAR	G-GS	SOLO	AST	TOT	TFL	SACK	PD	FF	FR	INT
2017	12-6	20	7	27	1.0	0.0	3	0	0	1
2018	14-10	18	8	26	0.0	0.0	4	0	0	1
2019	15-9	45	10	55	2.0	1.0	4	1	0	0
TOTAL	41-25	83	25	108	3.0	1.0	11	1	0	2



22 AKIL FRANCISCO

DB • 6-1 • 170 • Junior
Alameda, Calif. • Encinal HS

2019 (Sophomore)

- Played in 14 games, primarily on special teams.
- Played cornerback in wins at Nevada and New Mexico.

2018 (Freshman)

- Appeared in nine games, serving mostly on special teams.
- Suffered a season-ending injury against BYU.

2017

- Redshirted.

Prep

- A 2017 graduate of Encinal High School in Alameda, Calif.
- A two-time all-league pick, including first-team honors as a senior at defensive back and special teams.
- Had 28 tackles, six interceptions, 15 pass breakups and scored two touchdowns (1 defensive, 1 special teams).
- Named Encinal's 2016-17 Athlete of the Year.

Personal

- Born in Berkeley, Calif.
- Major is human development and family studies.
- Parents are the late Michael Francisco and the late Niki Sellers of Alameda, Calif.
- Raised by his uncle, John Francisco.



12 STAN GAUDION

P • 6-3 • 210 • Senior
Melbourne, Australia • Scotch College

2019 (Junior)

- Served as punter and place holder in all 15 games.
- Had six punts land inside the 20 yard-line and booted two over 50 yards.
- Recorded a season-long punt of 55 yards at New Mexico.
- Earned academic all-MW honors.

2018 (Sophomore)

- Named to the Ray Guy Award watch list.
- Averaged 40.8 yards per punt.
- Buried 11 punts inside the 20-yard line.
- Had a career-long 56-yard punt at Colorado State.
- Earned academic all-MW honors.

2017 (Freshman)

- Played in all 12 games and took all of the team's punts.
- Finished fourth in the Mountain West with a 42.1 yard average.
- Recorded only one touchback in 58 attempts.
- Selected academic all-MW.

2016

- Redshirted.

Prep

- A 2014 graduate of Scotch College in Melbourne.
- Member of the Australian Football League's (AFL) Gold Coast Academy, before playing at Scotch.
- Trained at Prokick Australia.

Personal:

- Born in Melbourne, Australia.
- Earned a degree in finance and international business.
- Parents are Adam and Sara Gaudion of Melbourne, Australia.

YEAR	G-GS	ATT	YDS	AVG	LONG	TB	FC	I20	50+	BLK
2017	12-12	58	2440	42.1	55	1	17	19	6	0
2018	14-14	49	1998	40.8	56	0	12	11	3	0
2019	15-5	22	861	39.1	55	1	10	6	2	0
TOTAL	41-31	129	5299	41.1	56	2	39	36	11	0

RETURNING PLAYERS



60 CADEN HILBORN

OL • 6-5 • 280 • Redshirt Freshman
Highland HS • Salt Lake City, Utah

2019

- Redshirted.

Prep

- A 2019 graduate of Highland High School in Salt Lake City.
- Rated three stars and the 13th defensive tackle prospect in Utah by 247Sports.
- As a junior, earned second-team all-state honors at DL from both the *Salt Lake Tribune* and the *Deseret News*.
- Served as team captain for two seasons.

Personal:

- Born in Salt Lake City, Utah.
- Major is undeclared.
- Has two brothers.
- Parents are Gerald and Kristine Hilborn of Salt Lake City, Utah.



46 TAUIVI HO CHING

LB • 6-1 • 225 • Senior
Nu'uuli, American Samoa • Mt. Sac College

2019 (Junior)

- Played in five games on special teams and at linebacker.
- Tallied five tackles, including four solo.

Prior To UH

- Spent two seasons at Mt. San Antonio College in Walnut, Calif.
- As a sophomore, racked up 79 tackles with 8.5 tackles for loss and four sacks in 10 games played.
- Earned SCFA National Division Central all-league second-team honors.
- Earned the highest GPA on his team.


Prep

- A 2014 graduate of Tafuna High School in American Samoa.
- Part of team that went undefeated and won three straight conference championships.
- Named league's defensive MVP in 2012 and '14.

Personal

- Born in Pago Pago, American Samoa.
- Majoring in business management.
- Has four brothers and three sisters.
- Has a wife, Sydney Ho Ching, and a daughter, Kailani.
- Parents are Tautoluitua and Sandra Lei of Mapusaga, American Samoa.

YEAR	G-GS	SOLO	AST	TOT	TFL	SACK	PD	FF	FR	INT
2019	5-0	4	1	5	0.0	0.0	0	0	0	0



83 KHAHALE HUDDLESTON

WR • 5-10 • 180 • Sophomore
Hilo, Hawai'i • Hilo HS

2019

- Did not play.

2018

- Redshirted.

Prep

- A 2018 graduate of Hilo HS on the island of Hawai'i.
- As a senior, rushed for 1,458 yards and 35 touchdowns.
- Helped lead Hilo to the school's first-ever football state championship in 2017.
- Named all-state and conference player of the year.

Personal

- Born in Hilo, Hawai'i.
- Nickname is "Hale."
- Major is undeclared.
- Cousin Ilihani Huddleston plays beach volleyball at UH.
- Parents are Kahale and Melanie Huddleston of Hilo, Hawai'i.



81 GREY IHU

WR • 6-0 • 175 • Junior
Kane'ohe, O'ahu. • Campbellsville (Ky.) Univ.

2019

- Redshirted.

Prior To UH

- Played two seasons of football and one season of track and field at Campbellsville University in Kentucky.
- Appeared in seven games in 2018 as a wide receiver and kick returner.

Prep

- A 2017 graduate of University Lab School in Honolulu.
- Competed at receiver, running back, safety, and as a return specialist at Pac-5.
- Earned second-team all-state honors at receiver from *ScoringLive*.
- As a junior, won the state championships in both the 100- and 200-meter dashes.

Personal

- Born in Honolulu, O'ahu.
- Major is communications.
- Has one brother and one sister.
- Father Nathan played for the UH men's volleyball team.
- Parents are Nathan and Tanya Ihu of Kane'ohe, O'ahu.



42 JONAH KAHAHAWAI-WELCH

DL • 6-2 • 230 • Sophomore
Kailua, O'ahu • Kamehameha Schools

2019 (Freshman)

- Played in nine games on the season, mainly on special teams.
- Notched three tackles.
- Earned academic all-MW honors.

2018 (Redshirt)

- Appeared briefly in two games.

Prep

- A 2018 graduate of Kamehameha Schools-Kapalama.
- Earned all-state honors from *USA Today*, *The Honolulu Star-Advertiser* and *ScoringLive*.
- Named defensive line MVP at the 2017 All-Poly Camp.

Personal

- Born in Kailua, O'ahu.
- Intends to major in kinesiology.
- Related to former Rainbow Warrior Gerald Welch.
- Parents are David Welch and Joy Kahahawai-Welch of Kailua, O'ahu.

RETURNING PLAYERS



54 KALANI KAMAKAWIWO'OLE

DL • 6-0 • 220 • Redshirt Freshman
Honolulu, O'ahu • Kamehameha Schools

2019

- Appeared briefly in two games on special teams.
- Redshirted.

Prep

- A 2019 graduate of Kamehameha Schools-Kapalama in Honolulu, O'ahu.
- Lettered two years for the Warriors at inside linebacker and defensive end.
- Earned ILH and all-state honorable mention as a senior.

Personal

- Born in Honolulu, O'ahu.
- Major is undeclared.
- Has three brothers and two sisters.
- Twin brother Kila also plays for UH at linebacker.
- Father Kila played defensive line for UH (2002-05).
- Parents are Kila and Annice Kamakawiwo'ole of Honolulu.



58 KILA KAMAKAWIWO'OLE

LB • 6-0 • 225 • Redshirt Freshman
Honolulu, O'ahu • Saint Louis School

2019

- Redshirted.

Prep

- A 2019 graduate of Saint Louis School in Honolulu, O'ahu.
- A three-time all league and two-time all-state selection.
- Part of three straight state championships (2016-18).

Personal

- Born in Honolulu, O'ahu.
- Major is undeclared.
- Has three brothers and two sisters.
- Twin brother Kalani also plays for UH at defensive line.
- Father Kila played defensive line for UH (2002-05).
- Parents are Kila and Annice Kamakawiwo'ole of Honolulu.



94 ALEMA KAPOI

DL • 6-0 • 270 • Junior
Kapolei, O'ahu • Navy

2019 (Sophomore)

- Earned the Coach Hank Vasconcellos Defensive Scout Team Award.

Prior To UH

- Spent two seasons at the Naval Academy in Annapolis, Md.

Prep

- A 2016 graduate of Kamehameha Schools in Honolulu.
- Garnered all-state honors his senior season.
- Named a Polynesian All-America.
- State and league champion in the shot put.

Personal

- Born in Makakilo, O'ahu.
- Majoring in economics.
- Has two brothers and one sister.
- Cousin of UFC champion fighter Max Holloway.
- Brother, Micah, played offensive line at Wisconsin.
- Mother played softball at UH and was the Jack Bonham Award winner.
- Parents are Dean and Patricia Kapoi of Kapolei, O'ahu



47 NOA KAMANA

Jr • 6-0 • 190 • Junior
Honolulu, O'ahu • Pacific (Ore.) University

2019 (Sophomore)

- Played in all 15 games on special teams and as a reserve defensive back.
- Had 12 tackles including seven solo wrap-ups.
- Tallied a season-high four tackles in lone start of the season against San José State.
- Earned academic all-MW honors.

Prior To UH

- Spent one season at Pacific University in Forest Grove, Ore.
- Played in eight games, accounting for 17 tackles with 13 solo wrap-ups and 1.5 tackles for loss and one forced fumble.

Prep

- A 2017 graduate of Punahou School in Honolulu, O'ahu.
- A three-year letterwinner in football and in track.

Personal

- Born in Honolulu, O'ahu.
- Major is natural resources and environmental management.
- Has two brothers and one sister.
- His father Carter (Michigan State), brother Tim (Wyoming), grandfather John (USC), and uncle John Jr. (USC) all played collegiate football.
- Parents are Carter and Heidi Kamana of Honolulu, O'ahu.

YEAR	G-GS	SOLO	AST	TOT	TFL	SACK	PD	FF	FR	INT
2019	15-1	7	5	12	0.0	0.0	0	0	0	0



24 KAI KANESHIRO

DB • 6-2 • 180 • Sophomore
Honolulu, O'ahu • Saint Louis School

2019 (Freshman)

- Named to the FWA Midseason Freshman All-American Team Watch List.
- Played 13 games with six starts at nickelback and safety.
- Tied for team lead in interceptions with three.
- Had interceptions versus Arizona, Central Arkansas and at Boise State.
- Returned interception versus Central Arkansas for 55 yards and a touchdown.
- Registered a season-high eight tackles at New Mexico.

2018 (Redshirt)

- Played in four games as a reserve defensive back.
- Had six tackles on the year, all of them vs. Utah State.

Prep

- A 2018 graduate of Saint Louis School in Honolulu, O'ahu.
- Earned second-team all-state honors as a senior.
- Starter on back-to-back state championship teams.
- MVP and the Best DB of the GPA College Showcase camp.

Personal

- Born in Honolulu, O'ahu.
- Majoring in business.
- Parents are Paul and Mari Kaneshiro of Honolulu, O'ahu.

YEAR	G-GS	SOLO	AST	TOT	TFL	SACK	PD	FF	FR	INT
2018	4-0	6	0	6	0.0	0.0	0	0	0	0
2019	13-6	19	9	28	0.0	0.0	4	0	0	3
TOTAL	17-6	25	9	34	0.0	0.0	4	0	0	3

RETURNING PLAYERS



35 HEKILI KELIILIKI

RB • 6-2 • 235 • Junior
Bentonville, Ark. • Bentonville HS

2020 WUERFFEL AWARD PRESEASON WATCH LIST

2019 (Sophomore)

- Played in all 15 games.
- A key member of the special-teams unit while also seeing spot time at running back.
- Had a season-long 23-yard rush at Nevada (Sept. 28).
- Garnered academic all-MW honors.
- Earned the team's Jenny Matsuda Scholar Athlete Award.

2018 (Freshman)

- Played in nine games, primarily on special teams.
- Started regular-season finale at San Diego State.
- Earned academic all-MW honors.

2017

- Redshirted.

Prior To UH

- Served a two-year Mandarin-speaking church mission in Brisbane, Australia.


Prep

- A 2015 graduate of Bentonville High School in Arkansas.
- Ranked as the No. 5 fullback nationally by 247Sports.
- Lined up at tailback, linebacker and defensive end.
- Graduated with a 4.0 GPA.

Personal

- Born in Orem, Utah.
- Full given first name is Hekilikohaikalani.
- A biology major.
- Parents are Chance and Kehaulani Keliiliki of Bentonville, Ark.

YEAR	G-GS	ATT	YDS	TD	LG	YPC	REC	YDS	TD	LG
2018	9-1	0	0	0	0	0.0	0	0	0	0
2019	15-0	17	85	0	23	5.0	0	0	0	0
TOTAL	24-1	17	85	0	23	5.0	0	0	0	0



25 TRAVON KILLINS

DB • 6-0 • 175 • Redshirt Freshman
Daytona Beach, Fla. • Spruce Creek HS

2019

- Redshirted.

Prep

- A 2019 graduate of Spruce Creek High School in Port Orange, Fla.
- Lettered four years in football, lining up at cornerback and as a return specialist.
- Named all-area honorable mention by *The Daytona Beach News-Journal*.

Personal

- Born in Daytona Beach, Fla.
- Nickname is "Von."
- Intends to major in business.
- Has one brother and one sister.
- Older brother Adrian played running back for UCF.
- Parents are Adrian and Monica Killins of Daytona Beach, Fla.



39 KALAMAKU KUEWA

DB • 6-0 • 200 • Sophomore
Kailua, O'ahu • Kamehameha Schools-Kapalama

2019 (Freshman)

- Saw action in 11 games on special teams.
- Recorded lone tackle against San José State.

2018 (Redshirt)

- Played in three games as a reserve defensive back and on special teams.

Prep

- A 2018 graduate of Kamehameha Schools-Kapalama.
- As a senior, had 11 interceptions and three forced fumbles.
- Earned all-state honors from the *Honolulu Star-Advertiser* and *ScoringLive*.

Personal

- Born in Kailua, O'ahu.
- Nickname is "Ku."
- Major is sociology.
- Parents are Mark Kuewa and Wanda-Mae Ho'opi'i of Kailua, O'ahu.

YEAR	G-GS	SOLO	AST	TOT	TFL	SACK	PD	FF	FR	INT
2018	3-0	1	0	1	0.0	0.0	0	0	0	0
2019	11-0	1	0	1	0.0	0.0	0	0	0	0
TOTAL	14-0	2	0	2	0.0	0.0	0	0	0	0



99 JONAH LAU

DL • 6-6 • 280 • Sophomore
Las Vegas, Nev. • Centennial HS

2019 (Freshman)

- Played in all 15 games on the line and special teams.
- Notched 11 tackles with more than half for a loss.
- Finished second on the team in both sacks (2.5) and tackles-for-loss (6.0).
- Had three tackles, two TFLs and one forced fumble in road win at Nevada.

2018 (Redshirt)

- Named the Coach Hank Vasconcellos Defensive Scout Team Player of the Year.
- Appeared in four games, mostly on special teams.

Prep

- A 2018 graduate of Centennial High School in Las Vegas.
- Played both sides of the ball and earned all-conference honors despite playing just half the season.
- Also lettered in basketball and track.

Personal

- Born in Las Vegas, Nev.
- Major is business.
- Parents are Julius Tucker and Palolo Lau of Las Vegas, Nev.

YEAR	G-GS	SOLO	AST	TOT	TFL	SACK	PD	FF	FR	INT
2018	4-0	0	0	0	0.0	0.0	0	0	0	0
2019	15-0	7	4	11	6.0	2.5	0	1	0	0
TOTAL	19-0	7	4	11	6.0	2.5	0	1	0	0

RETURNING PLAYERS



26 LEONARD LEE

DB • 6-0 • 190 • Junior
Wahiawa, O'ahu • Pima CC

2019

- Redshirted.

Prior To UH

- Played two seasons at Pima CC in Arizona.
- Recorded 52 tackles, four interceptions, three pass-breakups, and a blocked kick over the two years.

Prep

- A 2017 graduate of Kapolei High School on O'ahu.
- Earned first-team all-state honors as a senior after recording 11 interceptions in 13 games
- Selected to play in the Polynesian Bowl.

Personal

- Major is human development & family studies.



72 KOHL LEVAO

OL • 6-6 • 350 • Senior
Aberdeen, Wash. • City College of San Francisco

2019

- Named to the Polynesian Player of the Year Watch List.
- Also earned a spot on the Rimington Trophy Watch List.
- Suffered preseason injury and missed 11 of 15 games.
- Played in four games with three starts at right guard.
- Redshirted.

2018 (Junior)

- Started all 14 games.
- Started the first 11 games at right tackle before moving to center for the final three contests.
- Helped UH offense finish ninth nationally in passing.

Prior To UH

- Played two seasons at City College of San Francisco.
- 13 starts at offensive tackle and team captain as a sophomore.
- Helped the Rams lead the conference in offensive output.

Prep

- A 2016 graduate of Aberdeen High School in Washington.
- A four-year starter on both sides of the line.

Personal:

- Born in Pago Pago, American Samoa.
- Major is sociology.
- Parents are Ioelu and Dominique Levao of Aberdeen, Wash.



75 ILM MANNING

OL • 6-4 • 280 • Junior
Glendale, Ariz. • Apollo HS

2020 OUTLAND AWARD PRESEASON WATCH LIST
2020 PRESEASON ALL-MOUNTAIN WEST

2019 (Sophomore)

- An all-MW second-team selection at left tackle.
- One of just two UH linemen to start all 15 games.
- Key member of an offensive line unit that helped UH finish No. 5 nationally in passing offense and No. 13 in total offense.
- Earned academic all-MW honors.

2018 (Freshman)

- Started all 14 games at left tackle.
- One of only four true freshmen nationally to start every game of the season.

Prep

- A 2018 graduate of Apollo HS in Glendale Ariz.
- Two-time all-league performer on both sides of the line.
- 2017 5A Metro Region Player of the Year as a senior.
- Tied for second in the 5A division with 10.5 sacks as a senior while posting 49 total tackles.
- Also lettered in track and field, competing in the shot put and discus.

Personal

- Born in Glendale, Ariz.
- Intends to major in business.
- Parents are Ilm Ibrahim and Lakisha Lawson of Glendale, Ariz.



51 MAKAI MANUWAI

DL • 6-1 • 280 • Senior
Medford, Ore. • South Medford HS

2019 (Junior)

- Played in 11 games on the line and special teams.
- Recorded six tackles and one pass breakup.
- Earned academic all-MW honors.

2018 (Sophomore)

- Played in seven games on the defensive line.
- Earned academic all-MW honors.

2017 (Freshman)

- Member of the scout team.

Prep

- A 2016 graduate of South Medford High School in Oregon.
- Started on the defensive line and at running back.
- A two-time all-conference selection.
- Also earned all-state honorable mention twice.
- Missed nearly his entire senior season due to injury.

Personal

- Born in Medford, Ore.
- A chemistry major.
- Cousin is former UH All-American and NFL offensive lineman Vince Manuwai.
- Parents are Billy and Becca Manuwai of Medford, Ore.

YEAR	G-GS	SOLO	AST	TOT	TFL	SACK	PD	FF	FR	INT
2018	7-0	1	2	3	0.0	0.0	0	0	0	0
2019	11-0	3	3	6	0.5	0.0	1	0	0	2
TOTAL	18-0	4	5	9	0.5	0.0	1	0	0	0

RETURNING PLAYERS



84 NICK MARDNER

WR • 6-6 • 190 • Sophomore
Mississauga, Canada • Clarkson Secondary

2019 (Freshman)

- Played in 12 games with one start.
- Caught five passes for 169 yards and two touchdowns.
- Averaged 33.8 yards per catch.
- Four of his five catches went for 24 yards or longer.
- Had a pair of season-long 50-yard catches, including one that went for a touchdown at Boise State.
- Caught the game-winning TD with less than two minutes to help lift UH over BYU in the SoFi Hawai'i Bowl.

2018 (Redshirt)

- Appeared briefly in one game versus Nevada.

Prep

- A 2017 graduate of Clarkson Secondary School in Mississauga, Ontario, Canada.
- Ranked a Top 10 prospect by allCanadaGridiron.com.
- Participated in the U.S. Nike Football and The Opening.

Personal:

- Born in Mississauga, Ontario, Canada.
- A sociology major.
- Parents are Dennis and Shery Mardner of Oakville, Ont., Canada.

REC	G-GS	REC	YD	TD	LG	YPC	R/G	Y/G
2018	1-0	0	0	0	0	0.0	0.0	0.0
2019	12-1	5	169	2	50	33.8	0.4	14.1
TOTAL	13-1	5	169	2	50	33.8	0.4	13.0



37 ALAKA'I MASHIMA

DB • 5-11 • 185 • Junior
Kapolei, O'ahu • Punahou School

2019 (Sophomore):

- Sidelined due to injury.
- Earned UH Scholar-Athlete Award.

2018 (Freshman)

- Appeared in four games, primarily on special teams.

Prep

- A 2017 graduate of Punahou School in Honolulu.
- Had two interceptions, 12 PBUs, four forced fumbles, and three fumble recoveries during his career.
- Member of 2015 squad that captured the league title.
- Also lettered in judo, wrestling and track.

Personal

- Born in Honolulu, O'ahu.
- Majoring in kinesiology.
- Parents are Guy Mashima and Kathryn Mashima of Kapolei, O'ahu, and Kapualani Mashima of Mililani, O'ahu.



93 MASON MATAAFA

DL • 6-4 • 250 • Junior
Santa Ana, Calif. • Orange Coast College

2019 (Junior)

- Played in three games on special teams.
- Redshirted.

2018 (Sophomore)

- Appeared in seven games, mostly on special teams.
- Earned academic all-MW honors.

Prior to UH

- Played freshman year at Orange Coast College in California.
- Earned all-conference second-team honors.

Prep

- A 2016 graduate of Costa Mesa High School in California.
- Posted 127 tackles, 10.0 TFLS and 7.0 sacks as a junior.
- Averaged better than 5.5 ypc and scored twice at RB.
- Also lettered in rugby, golf, and track and field.

Personal

- Born in Santa Ana, Calif.
- Major is sociology.
- Parents are Lalotoa Mataafa and Tina Tanoai of American Samoa.



92 DJUAN MATTHEWS

DL • 5-11 • 275 • Senior
Houston, Texas • Blinn College

2019 (Junior)

- Reserve lineman played in all 15 games.
- Finished with 17 tackles and 1.0 tackle-for-loss.
- Had a season-high four tackles versus Air Force.

Prior To UH

- Spent two seasons at Blinn College in Brenham, Texas.
- Earned Southwest Junior College first-team honors during his sophomore campaign.
- Accounted for 97 tackles, 6.0 sacks, and 12.5 tackles-for-loss, in two seasons.

Prep

- A 2017 graduate of Cypress Ridge High School in Houston, Texas.
- A two-time all-district player.
- As a senior, racked up 75 tackles, 13 tackles-for-loss, 1.5 sacks, and a blocked field goal.
- Named one of the top 10 defensive players by the Houston Touchdown Club.

Personal

- Born in New Orleans, La.
- Nickname is "Wooda."
- Major is sociology.
- Has one brother and six sisters.
- Parents are Dramond Mixon of New Orleans, La., and Schellena Matthews of Houston, Texas.

YEAR	G-GS	SOLO	AST	TOT	TFL	SACK	PD	FF	FR	INT
2019	15-0	7	10	17	1.0	0.0	0	0	0	0



70 ARASI MOSE

OL • 6-5 • 360 • Redshirt Freshman
Honolulu, O'ahu • Saint Louis School

2019

- Played in the final three games of the season.
- Redshirted.

Prep

- 2019 graduate of Saint Louis School in Honolulu, O'ahu.
- A two-time all-state and all-league selection.
- A member of three straight league and state title teams.

Personal

- Born in Honolulu, O'ahu.
- Major is undeclared.
- Has two brothers and two sisters.
- Parents are Arasi and Cassandra Mose of Honolulu, O'ahu.

RETURNING PLAYERS



78 ERNEST MOORE

OL • 6-8 • 320 • Senior
San Francisco, Calif. • CC of San Francisco

2019 (Junior)

- Played in 11 games, primarily on special teams.

2018

- Redshirted.

Prior To UH

- Played two seasons for the City College of San Francisco.
- Instrumental in helping the offense generate 42.9 points and 458.5 yards of total offense per game.
- JC teammate of fellow UH offensive lineman Kohl Levao.

Prep

- A 2016 graduate of Washington High School in San Francisco, Calif.
- Played one year of basketball and earned all-league honors.

Personal

- Born in San Francisco, Calif.
- Major is sociology.
- Parents are Ernest Moore, Sr., and Linda Moore of San Francisco, Calif.



53 DARIUS MUASAU

LB • 6-1 • 230 • Sophomore
'Ewa Beach, O'ahu • Mililani HS

2019 (Freshman)

- Played in all 15 games with four starts at linebacker.
- Named the team's Dick Tomey Special Teams MVP.
- Finished third on the team with 61 tackles.
- Tallied a season-high 11 tackles in a win over Army.
- Earned academic all-MW honors.

Prep

- A 2019 graduate of Mililani High School on O'ahu.
- Garnered *Honolulu Star-Advertiser* and *ScoringLive* all-state first-team honors as a senior.
- A finalist for the Cover2 Defensive Player of the Year.
- Part of Trojan squad that won the 2016 Division I state title
- Helped team finish runner-up for the 2018 Open Division state title.

Personal

- Born in San Diego, Calif.
- Major is sociology.
- Has five brothers; younger brother Sergio is a freshman offensive lineman for the Rainbow Warriors.
- Parents are Matthew and Felisa Muasau of 'Ewa Beach, O'ahu.

YEAR	G-GS	SOLO	AST	TOT	TFL	SACK	PD	FF	FR	INT
2019	15-4	44	17	61	3.0	0.0	0	0	2	0



58 JOEY NU'UANU-KUHI'IKI

OL • 6-4 • 300 • Senior
Wai'anae, O'ahu • Wai'anae HS

2019 (Junior)

- Played in eight games on the line and special teams.
- Started one game at right tackle in a UH win over Army.
- Helped UH rack up 492 yards and 45 points in the game.

2018 (Sophomore)

- Played in six games, starting the last three at right tackle.
- Also played heavily on special teams.

2017 (Freshman)

- Appeared briefly in two games as a defensive tackle.
- Also played heavily on special teams.

2016

- Redshirted.

Prep

- A 2016 graduate of Wai'anae High School on O'ahu.
- All-state honorable mention as a defensive lineman.
- Also lettered in wrestling and track.

Personal

- Born in Honolulu, O'ahu.
- Majoring in human development and family studies.
- Parents are Jonah and Dayna Kuhi'iki of Wai'anae, O'ahu.



38 BRODY PADILLA

DB • 6-0 • 180 • Junior
'Ewa Beach, O'ahu • College of the Canyons

2019

- Redshirted.

Prior To UH

- Played two seasons at the College of the Canyons in Santa Clarita, Calif.
- Appeared in 14 games over two years with 22 tackles.
- Part of conference title squad in 2018.

Prep

- A 2017 graduate of Pearl City High School on O'ahu.
- A two-time all-league and two-time Division II all-state selection at defensive back.
- Also lettered in paddling and track.

Personal

- Born in Honolulu, O'ahu.
- Major is communications.
- Has two brothers and a sister.
- Parents are Bronson and Dana Padilla of 'Ewa Beach, O'ahu.

RETURNING PLAYERS



15 JONAH PANOKE

WR • 6-2 • 185 • Redshirt Freshman
Honolulu, O'ahu • Saint Louis School

2019

- Appeared briefly in three games.
- Redshirted.

Prep

- A 2018 graduate of Saint Louis School in Honolulu, O'ahu.
- Rated as Hawai'i's top wide receiver prospect.
- First-team all-state by multiple outlets as a senior.
- A key contributor on consecutive state championships.
- Caught eight passes for 152 yards and the game-winning 57-yard touchdown with 37 seconds left in the game.
- Had three catches for 101 yards and a touchdown in the 2016 state title game.

Personal

- Born in Honolulu, O'ahu
- Majoring in social sciences.
- Has two older sisters.
- Has two sons – Ezekiel-Reign and Kysen-Taylor.
- Parents are John and Kehau Panoke of Honolulu, O'ahu.



1 PENEI PAVIHI

LB • 6-3 • 245 • Junior
Pago Pago, American Samoa • Tafuna HS

2019

- Suffered preseason injury and redshirted.

2018 (Sophomore)

- Played in all 14 games with 12 starts.
- Tied for second on the team with 87 total tackles.
- Registered a career-high 13 tackles, 2.0 tackles-for-loss, and a sack against UNLV.

2017 (Freshman)

- True freshman played in all 12 games as a reserve linebacker and on special teams.

Prep

- A 2017 graduate of Tafuna High School in Pago Pago, American Samoa.
- Rated the No. 3 recruit out of American Samoa.
- Named the 2016 ASHSA Defensive Player of the Year.

Personal

- Born in Pago Pago, American Samoa.
- Major is interdisciplinary studies.
- Parents are Sionepaea Pavihi and Caroline Stowers of Pago Pago, American Samoa.

YEAR	G-GS	SOLO	AST	TOT	TFL	SACK	PD	FF	FR	INT
2017	12-0	4	1	5	0.0	0.0	0	0	0	0
2018	14-12	46	41	87	6.5	1.5	2	1	2	0
TOTAL	26-12	50	42	92	6.5	1.5	2	1	2	0



31 TIGER PETERSON

DB • 6-1 • 195 • Redshirt Freshman
Wai'anae, O'ahu • Kamehameha Schools

2019

- Played in three games, recording one tackle.
- Redshirted.

Prep

- A 2019 graduate of Kamehameha Schools-Kapalama in Honolulu, O'ahu.
- A two-time all-state and all-league selection.
- Recorded three interceptions as a senior.

Personal

- Born in Wai'anae, O'ahu.
- Major is undeclared.
- Has two brothers and two sisters.
- Parents are Ronald and Jeannique Peterson of Wai'anae, O'ahu.



14 JAMES PHILLIPS

WR • 5-9 • 155 • Sophomore
Menifee, Calif. • Mt. San Jacinto College

2018 (Redshirt)

- Played in four games, tallying five catches for 52 yards.
- Redshirted.

Prior To UH

- First-team all-conference at wide receiver and all-purpose player at Mt. San Jacinto College in California.
- Appeared in nine games, recording 55 receptions for 638 yards and two touchdowns.
- Averaging 33.7 yards per kick return with two TDs.
- Finished the season with 1,193 all-purpose yards.

Prep

- A 2018 graduate of Heritage High School in Romoland, Calif.
- A two-time first-team all-conference selection.
- As a senior, rushed for 844 yards and nine touchdowns, while averaging 11.6 yards per carry.
- School's Sprinter of the Year for four straight years.

Personal

- Born in Los Angeles, Calif.
- Majoring in business.
- Has three brothers.
- Parents are James Phillips of Palmdale, Calif., and Sisthy Minott of Hemet, Calif.

RETURNING PLAYERS



2 JEREMIAH PRITCHARD

LB • 6-0 • 225 • Senior
Leone, American Samoa • Silverado HS

2019 (Junior)

- Named the team's Ben Yee Most Inspirational Player.
- Played in 12 games, while starting all of them.
- Accounted for 48 tackles, 3.5 tackles-for-loss and one sack.
- Racked up a career-high eight tackles against Army.

2018 (Redshirt)

- Made only appearance in SoFi Hawai'i Bowl vs. Louisiana Tech.
- Redshirted.

2017 (Sophomore)

- Played in 11 games with three starts.
- Third on the team with 6.5 tackles-for-loss.
- At least one tackle in 10 of 11 games.

2016 (Freshman)

- True freshman appeared in 11 games, making two starts.
- Started in games at Michigan and at Air Force.
- Had 31 tackles and 3.5 tackles-for-loss.

Prep

- A 2016 graduate of Silverado High School in Paradise, Nev.
- Earned all-league and all-state honors at linebacker.
- Played junior year at Farrington High School in Honolulu after moving from American Samoa.
- Selected to play in the Blue-Grey All-American Bowl at AT&T Stadium in Arlington, Texas.

Personal

- Born in Pago Pago, American Samoa.
- Major is sociology.
- Parents are Shiloh and Eleanor Pritchard of Las Vegas, Nev.

YEAR	G-GS	SOLO	AST	TOT	TFL	SACK	PD	FF	FR	INT
2016	11-2	21	10	31	3.5	0.0	1	1	0	0
2017	11-2	21	10	31	6.5	3.0	0	0	0	0
2018	1-0	0	1	1	0.5	0.0	0	0	0	0
2019	12-12	26	22	48	3.5	1.0	1	0	0	0
TOTAL	35-16	68	43	111	14.0	4.0	2	1	0	0



74 GENE PRYOR

OL • 6-3 • 310 • Senior
Visalia, Calif. • College of the Sequoias

2019 (Junior)

- Named all-Mountain West honorable mention.
- Team's Coach Dave Holmes Most Improved Player.
- Started 14 games on the offensive line at right tackle.
- Helped UH rank No. 5 in the nation in passing offense and No. 13 in total offense.
- Missed only game of the year vs. Army (Nov. 30).

2018 (Redshirt)

- Played in opener at Colorado State (Aug. 25) and SoFi Hawai'i Bowl against Louisiana Tech before redshirting.

Prior To UH

- Played two seasons as a guard and tackle at the College of the Sequoias in California.

Prep

- A 2016 graduate of Mt. Whitney HS in Visalia, Calif.
- A three-time all-league pick while playing both sides.
- Claimed all-area titles in the shot put and discus.

Personal

- Born in Visalia, Calif.
- Majoring in sociology.
- Parents are Harry and Michelle Brooks, Joshua and Jami Jump, and Gene Pryor, all of Visalia, Calif.



4 MILES REED

RB • 5-8 • 190 • Junior
Corona, Calif. • Centennial HS

2020 DOAK WALKER AWARD PRESEASON WATCH LIST

2019 (Sophomore)

- Played in all 15 games with nine starts.
- Ranked No. 6 in the MW with 908 yards on 174 carries.
- Averaged 5.2 yards per attempt and 60.5 yards per game.
- Led the team with eight rushing touchdowns.
- Racked up a career-high 124 rushing yards and a TD on 17 carries against San José State.

2018 (Freshman)

- Played in 10 games as a back-up running back.
- Rushed for 130 yards on 30 carries.
- Season-high 47 yards and 12 attempts at San Diego State.

2017

- Redshirted.

Prep

- A 2017 graduate of Centennial High School in Corona, Calif.
- Rushed for 2,361 yards and 35 touchdowns as a senior.
- Averaged 235.2 yards vs. four nationally-ranked teams.
- Named all-CIF Southern Section and Big VIII MVP.

Personal

- Born in Los Angeles, Calif.
- Nickname is "Bam Bam."
- A kinesiology major.
- Parents are Larry Reed of Perris, Calif., and Carmen Reed of Corona, Calif.

YEAR	G-GS	ATT	YDS	TD	LG	YPC	REC	YDS	TD	LG
2018	10-0	30	130	0	15	4.3	2	8	0	6
2019	15-9	174	908	8	31	5.2	3	16	0	6
TOTAL	25-9	204	1038	8	31	5.1	5	24	0	6



97 ZACH RITNER

DL • 6-3 • 240 • Sophomore
Mission Viejo, Calif. • Capistrano Valley HS

2019 (Freshman)

- Made lone appearance in regular-season finale vs. Army.

2018 (Redshirt)

- Appeared in one game vs. Utah State before redshirting.

Prep

- A 2018 graduate of Capistrano Valley High School in Mission Viejo, Calif.
- Was a long-snapper and three-year starter on defense.
- A two-time all-county, all-league, and all-CIF selection.
- All-state and CIF D4 Defensive Player of the Year as a senior.

Personal

- Born in Mission Viejo, Calif.
- Nickname is "Thor."
- Major is business.
- Parents are Robert and Meredith Ritner of Mission Viejo, Calif.

RETURNING PLAYERS



95 DOUG RUSSELL

DL • 6-5 • 290 • Junior
Seattle, Wash. • O'Dea HS

2019 (Sophomore)

- Made lone appearance vs. Central Arkansas.

2018 (Freshman)

- Member of the scout team.

2017

- Redshirted.

Prep

- A 2017 graduate of O'Dea High School in Seattle, Wash.
- Had 100 tackles, 11 tackles-for-loss, and seven sacks during his junior and senior seasons.
- A three-time all-league and two-time all-area pick.
- Named all-state by *USA Today* and the *Associated Press*.
- Metro League Mountain Division Defensive Lineman of the Year as a senior.

Personal

- Born in Seattle, Wash.
- Major is political science.
- Mother is Wilea Cooks of Seattle, Wash.



15 PAUL SCOTT

LB • 6-1 • 215 • Junior
Oakland, Calif. • McClymonds Senior HS

2019 (Sophomore)

- Played in 14 games at linebacker and on special teams.
- Started two games - vs. Arizona and Air Force - at OLB.
- Totaled 20 tackles, including 10 solo, and three TFLs.
- Tallied a fourth-quarter interception deep in UH territory to key a road win at UNLV.

2018 (Freshman)

- Named UH's Special Teams MVP.
- Played in 11 games both on special teams and as a reserve linebacker.
- Recorded 17 total tackles and forced two fumbles.

2017

- Redshirted.

Prep

- A 2017 graduate of McClymonds Senior High School in Oakland, Calif.
- Ranked the 10th-best outside linebacker in California by Scout.
- First team all-state as a junior.

Personal

- Born in Oakland, Calif.
- Majoring in sociology.
- Mother is Jacqueline Turner of Hayward, Calif.

YEAR	G-GS	SOLO	AST	TOT	TFL	SACK	PD	FF	FR	INT
2018	11-0	12	5	17	0.0	0.0	0	2	0	0
2019	14-2	10	10	20	3.0	0.0	4	0	0	1
TOTAL	25-2	22	15	37	3.0	0.0	4	2	0	1



98 FOI SHAW

DL • 6-0 • 290 • Sophomore
Kane'ohe, O'ahu • Farrington HS

2019 (Freshman)

- Reserve lineman appeared briefly in three games.

2018

- Redshirted.

Prep

- A 2018 graduate of Farrington High School in Honolulu.
- Named second-team all-state by *ScoringLive*.
- 2016 All-Poly Football Defensive MVP.

Personal

- Born in Faga'alu, American Samoa.
- Major is undeclared.
- Parents are Fa'apale Sanelivi and Jaimee-Linn Shaw of Kane'ohe, O'ahu.



57 SAMSON SIILATA

DL • 6-3 • 255 • Redshirt Freshman
Kane'ohe, O'ahu • Kahuku HS

2019

- Redshirted.

Prep

- A 2018 graduate of Kahuku High School on O'ahu.
- Lettered three years in football.
- Part of team that captured the 2015 state championship.
- An honor-roll student.

Personal

- Born in Kane'ohe, O'ahu.
- Major is engineering.
- Has three brothers and two sisters.
- Parents are Samoa and Michelle Siilata of Kane'ohe, O'ahu.



23 JARED SMART

WR • 6-0 • 190 • Senior
Dublin, Calif. • Laney College

2020 PRESEASON BILETNIKOFF AWARD WATCH LIST

2019 (Junior)

- Finished second on the team in receptions (87) and receiving yards (1,129).
- Ranked fifth in the Mountain West in both receptions per game (5.8) and receiving yards per game (75.3).
- Averaged 13.0 yards per catch and scored five TDs.
- Led the team with five 100-yard receiving games.
- Posted 12 catches of 20 or more yards.
- Had a season-high 11 catches for 140 yards vs. Air Force.
- Tallied seven catches for a season-high 142 yards and two touchdowns in win over BYU in the SoFi Hawai'i Bowl.
- One of just 16 players at UH to record 1,000 receiving yards in a season.

Prior To UH

- Played two seasons at Laney College in Oakland, Calif.
- A first-team all-league receiver and helped Laney claim its first-ever CCCAA state championship in 2018.

Prep

- A 2017 graduate of Dublin High School in California.
- Earned All-North Coast Section honors in football.
- Led school to a league basketball title as a senior.

RETURNING PLAYERS

Personal:

- Born in Bloomington, Ind.
- Major is sociology.
- Father Keith is a former NBA coach and hit the winning shot in the 1987 NCAA title game for Indiana.
- Parents are Keith and Carol Smart of Dublin, Calif.

REC	G-GS	REC	YD	TD	LG	YPC	R/G	Y/G
2019	15-15	87	1129	5	58	13.0	5.8	75.3



3 MELQUISE STOVALL

WR • 5-9 • 190 • Senior
Lancaster, Calif. • Riverside City College

2019 (Junior)

- Played in five games with one start.
- Tallied eight catches for 248 yards and four touchdowns.
- Posted eight catches for 114 yards and two touchdowns at nationally-ranked Boise State.
- Also scored a pair of touchdowns the very next week versus Air Force, including a season-long 59-yard score.
- Served as the team's primary kick returner for the first half of the season, averaging 27.4 yards per return.

Prior To UH

- Played one season at Riverside City College in California.
- Recorded 17 receptions for 289 receiving yards and two touchdowns in five games for the Tigers.
- Suited up for California for first two collegiate years.
- As a freshman, appeared in 10 games with seven starts.
- Recorded 42 receptions for 415 yards with three TDs.
- Limited to one game as a sophomore due to injury.

Prep

- A graduate of Paraclete High School in Lancaster, Calif.
- Amassed 7,650 career all-purpose yards and 88 TDs.
- A consensus four-star recruit and ranked as high as the No. 3 all-purpose back, according to 247Sports.

Personal

- Major is sociology.
- Younger brother Melquan plays wide receiver for Nevada.
- Mother is Dwanda Stovall of Lancaster, Calif.

REC	G-GS	REC	YD	TD	LG	YPC	R/G	Y/G
2019	5-1	18	248	4	59	13.8	3.6	49.6
KR	G	RET	YD	TD	LG	YPR		
2019	5-4	14	384	0	65	27.4		
PR	G	RET	YD	TD	LG	YPR		
2019	5-4	6	28	0	14	4.7		



77 ALESANA SUNIA

OL • 6-3 • 320 • Senior
Leone, American Samoa • Leone HS

2019 (Junior)

- Appeared in six games, including each of the first five games.
- First career start at right guard in win over Central Arkansas.

2018 (Sophomore)

- Played in 13 consecutive games after missing season opener.
- Saw most action on special teams.

2017 (Freshman)

- Appeared in seven games, primarily on special teams.

2016

- Redshirted.

Prep

- A 2016 graduate of Leone High School in American Samoa.
- Named league's Offensive Tackle of the Year as a junior and Lineman of the Year as a senior.
- Leone's Male Student Athlete of the Year as a senior.
- Also lettered twice in rugby.

Personal

- Born in Leone, American Samoa.
- Full given name is Andrew Lepapa Alexander Sunia.
- Major is interdisciplinary studies.
- Related to former UH players Jason Laumoli, Tama Satele and Jesse Sapolu.
- Parents are Liupua Andrew and Palagi Sunia of Leone, American Samoa.



61 ELIKI TANUVASA

OL • 6-2 • 320 • Sophomore
Honolulu, O'ahu • Eastern Illinois

2019

- Backup lineman appeared briefly in three games.
- Redshirted.

Prior To UH

- An FCS Freshman All-American at Eastern Illinois.
- Played in all 11 games, starting 10 at center in 2018.
- Helped school finish ninth in the FCS in passing offense.

Prep

- A 2018 graduate of Saint Louis School in Honolulu.
- A two-time all-state and three-time all-league selection.
- A member of two state championship squads serving as the center for quarterbacks Tua Tagoviala (Alabama) and Chevan Cordeiro (Hawai'i).
- A member of the National Honor Society.

Personal

- Born in Honolulu, O'ahu.
- Has two brothers and two sisters.
- Major is communications.
- Parents are Erick and Laurie Tanuvasa of Honolulu, O'ahu.



50 JUSTUS TAVAI

DL • 6-3 • 295 • Junior
Inglewood, Calif. • El Camino College

2019 (Sophomore)

- Appeared briefly in three games as a reserve lineman.
- Posted two tackles, including a sack, in win at Nevada.

2018

- Redshirted.

Prior To UH

- Played one season at El Camino College in Torrance, Calif.
- Earned second-team all-conference honors after tallying 41 total tackles, 2.5 sacks and one forced fumble.

Prep

- A 2017 graduate of Mira Costa High School in Manhattan Beach, Calif.
- As a senior, had 83 tackles, 10.0 TFLS, and 5.0 sacks.
- Member of the 2015 USA Varsity rugby team that competed in France and Belgium.

Personal

- Born in Inglewood, Calif.
- Major is human development and family studies.
- Older brother Jahlani is a former Warrior and current Detroit Lions linebacker.
- Other older brother J.R. also played in the NFL, suiting up at linebacker for the Tennessee Titans.
- Parents are William and Nafuana Tavai of Inglewood, Calif.

RETURNING PLAYERS



55 BLESSMAN TA'ALA

DL • 6-1 • 300 • Junior
Aua, American Samoa • Faga'itua HS

2019 (Sophomore)

- Named all-Mountain West honorable mention.
- Played in all 15 games with 11 starts at defensive tackle.
- Recorded 19 tackles, 3.5 tackles-for-loss and one sack.
- Accounted for the team's only blocked field goal of the season against Central Arkansas.

2018 (Freshman)

- Only freshman defender to start all 14 games.
- Registered at least one tackle in all but one game.
- Had a season-high six tackles against Louisiana Tech.
- Finished with 32 tackles on the year with 17 solos.
- Blocked a 56-yard field-goal attempt at Nevada.
- Also a key member of the special-teams unit.

Prep

- A 2017 graduate of Faga'itua HS in American Samoa.
- Rated the No. 2 recruit in American Samoa by 247Sports.
- Named the ASHSAA MVP as a senior and Defensive Player of the Year as a junior.
- Selected to the 2016 U.S. Army National Combine all-combine first team at defensive line.

Personal

- Born in Faga'alu, American Samoa.
- Major is kinesiology.
- Parents are Vincent and Joy Ta'ala of Aua, American Samoa.

YEAR	G-GS	SOLO	AST	TOT	TFL	SACK	PD	FF	FR	BLK
2018	14-14	17	15	32	3.5	0.0	0	0	0	1
2019	15-11	12	7	19	3.5	1.0	2	0	0	1
TOTAL	29-25	29	22	51	7.0	1.0	2	0	0	2



48 DEREK THOMAS

DL • 6-3 • 230 • Senior
Huntington Beach, Calif. • Cerritos College

2019 (Junior)

- Played in nine games and started three at defensive end.
- Notched 34 tackles, one sack and two pass breakups.
- Multiple tackles in six of final seven appearances.
- Career-high nine tackles vs. BYU in the SoFi Hawai'i Bowl.

2018 (Sophomore)

- Played in all 14 games with five starts at defensive end.
- Season-high four tackles at Colorado St. and at Fresno St.
- Also saw important minutes on special teams.

Prior To UH

- Played freshman year at Cerritos College in California.
- Recorded 48 tackles, 6.0 sacks, and one fumble recovery.
- Led the team with 13.0 tackles-for-loss.

Prep

- A 2017 graduate of Huntington Beach High School in California.
- A two-time all-league selection.
- Tallied 56 solo tackles, 15.5 sacks, 20 quarterback hurries and two forced fumbles as a senior.

Personal

- Born in Long Beach, Calif.
- Majoring in communications.
- Parents are David and Tina Thomas of Huntington Beach, Calif.

YEAR	G-GS	SOLO	AST	TOT	TFL	SACK	PD	FF	FR	INT
2018	14-5	13	5	18	1.0	1.0	0	0	0	0
2019	9-3	29	5	34	2.0	1.0	2	0	0	0
TOTAL	23-8	42	10	52	3.0	2.0	2	0	0	0



44 WYATT TUCKER

LS • 5-10 • 215 • Junior
Chino Hills, Calif. • Whittier College

2019 (Sophomore)

- Played in all 15 games as the primary long snapper.
- Did not have a bad snap or punt blocked all season.
- Earned academic all-Mountain West honors.

2018

- Redshirted.

Prior To UH

- Spent freshman year at Whittier College in California.
- Played in four games as long snapper.

Prep

- A 2017 graduate of Chino Hills High School in Calif.
- A four-year starter at long snapper.
- Earned all-league second-team honors during his senior year as a center and long snapper.

Personal

- Born in Glendora, Calif.
- Intends to major in business management.
- Parents are Jeff and Christina Tucker of Chino Hills, Calif.

17 ISAIAH TUFAGA

LB • 6-1 • 225 • Sophomore

La'ie, O'ahu • Oregon State

2019

- Redshirted.

Prior To UH

- Played freshman season at Oregon State.
- Appeared in nine games with three starts.
- Recorded 36 tackles and 3.5 TFL, with a season-high of nine tackles against Southern Utah.

Prep

- A 2018 graduate of Saint Louis School in Honolulu.
- An all-state and all-league performer.
- Helped the Crusaders to back-to-back state titles.
- Ranked as the No. 4 overall player in the state of Hawai'i by Rivals and eighth by 247Sports.

Personal

- Majoring in human development and family studies.
- Has one brother and one sister.
- Parents are Wesley and Therese Tufaga of La'ie, O'ahu.



63 TAAGA TUULIMA

OL • 6-2 • 310 • Senior
'Ewa Beach, O'ahu • 'Iolani School

2020 RIMINGTON AWARD WATCH LIST

2019 (Junior)

- Named all-Mountain West honorable mention.
- Named the team's June Jones Offensive MVP.
- One of just four players to start every game on the season.
- Center on an offensive line unit that ranked No. 13 in the nation in total offense, including fifth in passing offense.
- Earned academic all-MW honors.

RETURNING PLAYERS

2018 (Sophomore)

- Played in all 13 regular-season games.
- Started first 11 games of the year at center.
- Helped provide protection for an offense that finished ninth nationally in passing.
- Earned academic all-MW honors.

2018 (Freshman)

- Started the year on special teams before being pressed into action late in the season on offense.
- Played in seven games while making one start at center.
- Earned academic all-MW honors.

2016

- Redshirted.

Prep

- A 2016 graduate of 'Iolani School in Honolulu.
- Earned all-league honors as a senior.
- Part of consecutive Division II state championships.
- 2015 All-Poly Sports football camp offensive MVP.

Personal

- Born in 'Ewa Beach, O'ahu.
- Major is mechanical engineering.
- Parents are Wayne and Puanani Tuulima of 'Ewa Beach, O'ahu.



11 JUSTIN UAHINUI

QB • 6-3 • 195 • Junior
Honolulu, O'ahu • Farrington HS

2019 (Sophomore)

- Played briefly in two games, completing 1-of-3 passes.
- Threw a 14-yard touchdown on his first career attempt in road win at Nevada.
- Also played in UH's road win at New Mexico for one series.

2018 (Freshman)

- Member of the scout team.

2017

- Redshirted.

Prep

- A 2017 graduate of Farrington High School in Honolulu.
- Honorable mention all-league as a junior.
- MVP of the 2016 Life Champion Senior Bowl.
- Quarterback MVP at the 2016 GPA Football Showcase.

Personal

- Born in Honolulu, O'ahu.
- Major is interdisciplinary studies.
- Parents are Nui and Erica Uahinui of Honolulu, O'ahu.



64 KAUKA UMIAMA

OL • 6-4 • 300 • Redshirt Freshman
Kane'ohe, O'ahu • Castle HS

2019

- Redshirted.

Prep

- A 2018 graduate of Castle High School in Kane'ohe, O'ahu.
- Lettered three years of football.
- Played on both sides of the line for the Knights.

Personal

- Born in Kane'ohe, O'ahu.
- Major is undeclared.
- Has two brothers and one younger sister.
- Parents are Kauai and Kawehi Umiama of Kane'ohe, O'ahu.



52 SOLO VAIPULU

OL • 6-2 • 300 • Junior
Riverside, Calif. • Corona Centennial HS

2019 (Sophomore)

- Named to the Polynesian Player of the Year Watch List.
- Played in 10 games, starting all but one contest.
- Started the first three games of the year and six of the final eight at right guard.
- Part of an offensive line that helped UH finish No. 13 nationally in total offense, including fifth in passing yards.

2018 (Freshman)

- Named all-Mountain West honorable mention.
- One of only four true freshmen nationally to start every game of the season.
- Provided protection for an offense that finished ninth nationally in passing.
- Earned academic all-MW honors.

Prep

- A 2018 graduate of Corona Centennial HS in Corona, Calif.
- A two-time all-league and all-CIF first-team selection.
- Two-time Big 8 League Offensive Lineman MVP.
- Rated the No. 9 offensive guard in the West by Scout.

Personal

- Born in Riverside, Calif.
- Full name is Venasio Fa'asolo Vaipulu.
- Major is undeclared.
- Parents are Atunaisa and Lusitania Vaipulu of Riverside, Calif.



55 MICAH VANTERPOOL

OL • 6-6 • 300 • Junior
Phoenix, Ariz. • Phoenix Central HS

2019 (Sophomore)

- Played in four games, primarily on special teams.

2018 (Freshman)

- Played in nine games as a reserve offensive lineman and on special teams.

2017

- Redshirted.

Prep

- A 2017 graduate of Phoenix Central HS in Arizona.
- Didn't surrender a single sack during his career.
- Named first team 6A all-state and first team all-academic as a senior.
- An Arizona Football Coaches Association Top 25 player.

Personal

- Born in Tulsa, Okla.
- Major is human development and family studies.
- Mother is Stephanie Vanterpool of Phoenix, Ariz.

RETURNING PLAYERS



43 MASON VEGA

DL • 6-3 • 275 • Senior
Rancho Cucamonga, Calif. • Chaffey College

2019 (Junior)

- Played in nine games, starting seven at defensive end.
- Started first five games of the year, before being sidelined in six of the final 10 games of the year.
- Tallied 12 tackles and 2.5 tackles-for-loss on the year.
- Season-best three tackles, 2.0 tackles-for-loss and a sack in road win at Nevada.
- Earned academic all-Mountain West honors.

Prior To UH

- Earned first-team all-league, all-region, and all-state honors at Chaffey College in Rancho Cucamonga, Calif.
- Prior to Chaffey College, played five games in his freshman season at Portland State.

Prep

- A 2016 graduate of Los Osos High School in Rancho Cucamonga, Calif.
- Earned second-team all-league honors in lone season of football with 48 tackles, 13 TFLS and eight sacks.

Personal

- Born in Fontana, Calif.
- Major is business management.
- Has one older sister.
- Parents are Anthony and Annabell Vega of Rancho Cucamonga, Calif.

YEAR	G-GS	SOLO	AST	TOT	TFL	SACK	PD	FF	FR	INT
2019	9-7	7	5	12	2.5	1.0	1	0	0	0



85 LINCOLN VICTOR

WR • 5-10 • 170 • Sophomore
West Camas, Wash. • Union HS

2019 (Freshman)

- Played in 12 games at wide receiver and kick returner.
- Had 10 receptions for 86 yards and three touchdowns.
- Served as the team's primary kickoff returner, returning 22 kicks with a 22.5 yards-per-return average.
- Earned academic all-Mountain West honors.

Prep

- A 2019 graduate of Union High School in Vancouver, Wash.
- Three-time league offensive MVP and two-time region MVP.
- As a senior, named the AP State Player of the Year.
- Led team to an undefeated season (14-0) and first state title in school history.

Personal

- Born in Pukalani, Maui.
- Major is undeclared.
- Has one brother and two sisters.
- Parents are Brandon and Melissa Victor of Vancouver, Wash.

REC	G-GS	REC	YD	TD	LG	YPC	R/G	Y/G
2019	12-0	10	86	3	17	8.6	0.8	7.2
KR	G	RET	YD	TD	LG	YPR		
2019	12-11	22	494	0	37	22.5		



67 BUBBA WA'A

OL • 6-2 • 310 • Redshirt Freshman
Hau'ula, O'ahu • Crescent Valley HS

2019

- Played in four games with two starts at right guard.
- Redshirted.

Prep

- A 2019 graduate of Crescent Valley HS in Corvallis, Ore.
- A two-time first-team all-star on offense and defense.
- Recorded a combined 98 tackles, 18 tackles-for-loss, and 10 sacks in his junior and senior seasons.
- A conference and state champion as a heavyweight for wrestling and a state qualifier in the shot put.

Personal

- Born in Hau'ula, O'ahu.
- Given first name is Kaimana.
- Major is psychology.
- Has one brother and three sisters.
- Related to former UH offensive lineman John Wa'a (cousin) and defensive back George Perry (uncle).
- Parents are Harrington and Iolanda Wa'a of Albany, Ore.



21 MICHAEL WASHINGTON

DB • 6-0 • 165 • Redshirt Freshman
Monrovia, Calif. • Monrovia HS

2019

- Played in three games.
- Recorded four tackles vs. BYU in SoFi Hawai'i Bowl.

Prep

- A 2018 graduate of Monrovia High School in California.
- As a senior had 18 receptions for 513 yards and five TDs, and 28 tackles and one interception for a score.
- Named all-area and all-CIF Division 7 at defensive back.
- Part of 4x100 squad that captured four league titles.

Personal

- Born in New Orleans, La.
- Nickname is "Greedy."
- Major is social sciences.
- Has two younger brothers and three younger sisters.
- Mother is Sharrone Monteith of New Orleans, La.



65 ELIAS WONG

OL • 6-2 • 315 • Junior
Waimanalo, O'ahu • Kailua HS

2019 (Sophomore)

- Member of the scout team.

2018 (Freshman)

- Member of the scout team.

Prep

- A 2017 graduate of Kailua High School on O'ahu.
- Lettered three years, lining up primarily at center.
- Earned all-league recognition all three seasons played.

Personal

- Born in Orem, Utah.
- Nickname is "Nai'a."
- A business management major.
- Father, Hauoli, played collegiately at UH and Brigham Young and played professionally for the Oakland Raiders.
- Parents are Hauoli and Celeste Wong of Waimanalo, O'ahu.

2019 GAME RECAPS

GAME 1

ARIZONA 38
HAWAI'I 45

August 24, 2019 • 4:30 p.m. HT

Honolulu, O'ahu • Aloha Stadium

Attendance: 22,396



	1	2	3	4	OT	Final
Arizona (0-1)	0	21	14	3	-	38
Hawai'i (1-0)	14	14	7	10	-	45

SCORING SUMMARY

Qtr	Team	Time	Description	UH	UA
1st	UH	9:22	Byrd II 7-yd pass from McDonald (Meskell kick)	7	0
	UH	4:54	Ward 39-yd pass from McDonald (Meskell kick)	14	0
2nd	AZ	14:23	Wolma 14-yd pass from Tate (Havrisik kick)	14	7
	UH	(:50)	Byrd II 25-yard pass from McDonald (Meskell kick)	21	7
	AZ	8:00	Tilford 1-yd rush (Havrisik kick)	21	14
	AZ	1:47	Joiner 27-yd pass from Tate (Havrisik kick)	21	21
3rd	UH	0:28	Byrd II 35-yd pass from McDonald (Meskell kick)	28	21
	UH	11:04	Furuta 3-yd rush (Meskell kick)	35	21
	AZ	4:23	Taylor 24-yd rush (Havrisik kick)	35	28
	AZ	0:53	Berryhill III 21-yd pass from Tate (Havrisik kick)	35	35
4th	UH	10:39	Meskell 34-yd field goal	38	35
	UH	5:02	Byrd II 30-yd pass from Cordeiro (Meskell kick)	45	35
	AZ	3:53	Havrisik 53-yd field goal	45	38

GAME NOTES

- ▶ UH's first victory against Arizona in six tries and its first win over a Pac-12 opponent since 2015.
- ▶ UH never trailed in the game but had to overcome six turnovers and some tense moments, including the heart-stopping final play of the game in which the Wildcats drove 83 yards in 51 seconds.
- ▶ Senior defenders Kalen Hicks and Manly Williams stopped Arizona quarterback Khalil Tate at the 1-yard line with time expiring to preserve the victory.
- ▶ Cedric Byrd tied a school record with four receiving touchdowns and finished with 14 receptions and 224 yards.
- ▶ The senior's final touchdown, a 30-yarder from Chevan Cordeiro with five minutes remaining, was the game-winner.
- ▶ Cordeiro replaced starter Cole McDonald late in the 3rd quarter and directed UH on its final two scoring drives of the game to break a 35-35 tie.
- ▶ McDonald went 29-of-41 for 378 yards, while throwing four touchdowns and four interceptions in three quarters.
- ▶ UH got interceptions from Kai Kaneshiro and a key pick by senior safety Ikem Okeke in the fourth quarter, the first career interceptions for both players.
- ▶ Former UH and Arizona head coach Dick Tomey was honored pre-game and at halftime.

TEAM STAT COMPARISON

	UH	UA
FIRST DOWNS	31	27
RUSHES-YARDS (NET)	30-159	32-178
PASSING YDS (NET)	436	361
Passes Att-Comp-Int	34-48-4	22-39-2
TOTAL OFFENSE PLAYS-YARDS	78-595	71-539
Fumble Returns-Yards	0-0	1-10
Punt Returns-Yards	2-9	0-0
Kickoff Returns-Yards	2-65	2-44
Interception Returns-Yards	2-49	4-45
Punts (Number-Avg)	1-39.0	5-34.6
Fumbles-Lost	2-2	0-0
Penalties-Yards	7-54	10-88
Possession Time	37:56	22:04
Third-Down Conversions	5 of 10	3 of 11
Fourth-Down Conversions	2 of 3	0 of 0
Red-Zone Scores-Chances	3-3	3-4
Sacks By: Number-Yards	2-4	1-5

HAWAI'I TOP PERFORMERS

RUSHING:	No.	Yds.	Avg.	TD	LG
Furuta	5	42	8.4	1	17
Reed	9	40	4.4	0	18
Cordeiro	5	34	6.8	0	22

PASSING:	C-Att-I	Yds	TD	LG	SK
McDonald	29-41-4	378	4	41	0
Cordeiro	5-7	58	1	30	1

RECEIVING:	No.	Yds.	TD	LG
Byrd II	14	224	4	41
Sharsh	8	52	0	10
Smart	6	68	0	21
Ward	4	70	1	39

DEFENSE:	TOT	SK	TFL	INT	PBU
Hicks	9	0.0	0.0	0	1
Okeke	5	0.0	0	1	0
Ford	4	1.0	2.0	0	1

2019 GAME RECAPS

GAME 2

 **OREGON STATE** **28**
 **HAWAI'I** **31**

September 7, 2019 • 6:00 p.m. HT

Honolulu, O'ahu • Aloha Stadium

Attendance: 26,807



	1	2	3	4	OT	Final
Oregon State (0-2)	14	14	0	0	-	28
Hawai'i (2-0)	7	14	7	3	-	31

SCORING SUMMARY						UH	OSU
1st	OS	TD	7:44	Jefferson 4-yd rush (Choukair kick)		0	7
	UH	TD	6:54	Ward 29-yd pass from McDonald (Meskell kick)		7	7
	OS	TD	4:12	Pierce 37-yd rush (Choukair kick)		7	14
2nd	OS	TD	12:42	Hodgins 13-yd pass from Luton (Choukair kick)		7	21
	UH	TD	11:30	Ward 37-yd pass from McDonald (Meskell kick)		14	21
	OS	TD	2:25	Pierce 25-yd rush (Choukair kick)		14	28
	UH	TD	0:12	Ward 5-yd pass from McDonald (Meskell kick)		21	28
3rd	UH	TD	7:05	Ward 29-yd pass from McDonald (Meskell kick)		28	28
4th	UH	FG	2:17	Meskell 28-yd field goal		31	28

GAME NOTES

- ▶ UH rallied from a pair of two-touchdown deficits and its defense came up big in the second half for a 31-28 victory.
- ▶ The Rainbow Warriors posted their second consecutive win over a Pac-12 opponent to start the season and got off to a 2-0 start for the third consecutive season.
- ▶ UH got a second-half gem by its defense, holding the Beavers scoreless and to only 150 yards of total offense after intermission.
- ▶ JoJo Ward scored all four of UH's touchdowns – including three in the first half – and finished with a career-high 10 receptions for 189 yards.
- ▶ It marked the second straight game that a UH receiver tallied four touchdowns, tying a single-game school record.
- ▶ Placekicker Ryan Meskell overcame three earlier misses by connecting on the game-winning field goal, a 28-yarder with 2:17 remaining.
- ▶ Cole McDonald finished the game with 421 yards passing, his fourth career 400-yard passing game.
- ▶ UH snapped a four-game losing streak to the Beavers with its first win over Oregon State since the 1999 O'ahu Bowl.
- ▶ The win gave UH its second over a Power 5 school. The last time UH defeated two Power 5 schools in the same season was 2006.

TEAM STAT COMPARISON

	UH	OS
FIRST DOWNS	29	24
RUSHES-YARDS (NET)	25-67	43-263
PASSING YDS (NET)	421	169
Passes Att-Comp-Int	30-52-1	15-33-0
TOTAL OFFENSE PLAYS-YARDS	77-488	76-432
Fumble Returns-Yards	0-0	0-0
Punt Returns-Yards	3-10	1-12
Kickoff Returns-Yards	3-115	2-61
Interception Returns-Yards	0-0	1-14
Punts (Number-Avg)	3-38.7	5-46.6
Fumbles-Lost	1-1	0-0
Penalties-Yards	4-40	9-92
Possession Time	30:40	29:20
Third-Down Conversions	2 of 12	5 of 15
Fourth-Down Conversions	2 of 4	2 of 4
Red-Zone Scores-Chances	2-3	2-2
Sacks By: Number-Yards	1-2	3-24

HAWAI'I TOP PERFORMERS

RUSHING:					
No.	Yds.	Avg.	TD	LG	
Reed	11	42	3.8	0	11
McDonald	12	19	1.6	0	12
PASSING:					
C-Att.-I	Yds	TD	LG	SK	
McDonald	30-52-1	421	4	43	3
RECEIVING:					
No.	Yds.	TD	LG		
Ward	10	189	4	43	
Byrd II	7	61	0	20	
Smart	6	81	0	24	
Stovall	3	42	0	24	
Sharsh	3	42	0	16	
DEFENSE:					
TOT	SK	TFL	INT	PBU	
Hicks	10	0.0	0.0	0	1
Bethley	7	0.0	0.0	0	1
Davis	7	0.0	1.0	0	1
Matautia	7	1.0	1.0	0	0

2019 GAME RECAPS

GAME 3

H HAWAI'I 20
W #23 WASHINGTON 52

September 14, 2019 • 4:30 p.m. PT

Seattle, Wash. • Husky Stadium

Attendance: 67,589



	1	2	3	4	OT	Final
Hawai'i (2-1)	0	7	13	0	-	20
Washington (2-1)	21	17	0	14	-	52

SCORING SUMMARY

						UH	UW
1st	UH	TD	13:44	Hunter 47-yd pass from Eason (Henry kick)		0	7
	UW	TD	11:36	McGrew 22-yd rush (Henry kick)		0	14
	UW	TD	6:02	Nacua 28-yd pass from Eason (Henry kick)		0	21
2nd	UW	TD	13:32	Fuller 37-yd pass from Eason (Henry kick)		0	28
	UW	TD	7:45	Newton 5-yd rush (Henry kick)		0	35
	UW	FG	3:28	Henry 23-yd field goal		0	38
	UH	TD	0:39	Reed 0-yd fumble recovery (Meskell kick)		7	38
3rd	UH	TD	9:16	Reed 7-yd rush (Meskell kick)		14	38
	UH	TD	1:56	Byrd II 4-yd pass from McDonald (McDonald rush fail)		20	38
4th	UW	TD	12:02	Newton 1-yd rush (Henry kick)		20	45
	UW	TD	8:08	Newton 5-yd rush (Henry kick)		20	52

GAME NOTES

- ▶ No. 23 Washington got off to a fast start and built an insurmountable lead to hand UH its first loss of the season.
- ▶ The Huskies went up 14-0 less than four minutes in and scored the first 38 points of the game.
- ▶ UW eventually took a 38-7 lead into the locker room, while averaging better than 10 yards per play.
- ▶ UH scored 20 straight points, including a pair of long 14-play touchdown drives in the third quarter, but UW slammed the door with 14 fourth-quarter points.
- ▶ UH got a career game from sophomore Miles Reed who rushed for 70 yards and the first two touchdowns of his career.
- ▶ The Huskies' first four touchdowns came on plays of 22 yards or longer, including a 47-yard strike on just their third play from scrimmage.
- ▶ UH has lost three straight to the Huskies and its last nine mainland games against the Pac-12.
- ▶ It was UH's 17th loss in its last 18 non-conference road games dating back to 2010.
- ▶ UH has lost its last 11 games against ranked opponents dating back to 2010 and dropped to 1-17 all-time against ranked squads on the road.

TEAM STAT COMPARISON

	UH	UW
FIRST DOWNS	25	22
RUSHES-YARDS (NET)	34-141	31-190
PASSING YDS (NET)	254	260
Passes Att-Comp-Int	26-47-3	19-26-0
TOTAL OFFENSE PLAYS-YARDS	81-395	57-450
Fumble Returns-Yards	0-0	1-10
Punt Returns-Yards	1-9	1-1
Kickoff Returns-Yards	4-75	3-61
Interception Returns-Yards	0-0	3-25
Punts (Number-Avg)	3-36.3	3-43.7
Fumbles-Lost	1-0	0-0
Penalties-Yards	3-25	3-30
Possession Time	35:29	24:31
Third-Down Conversions	7 of 16	4 of 8
Fourth-Down Conversions	3 of 3	0 of 0
Red-Zone Scores-Chances	3-3	4-4
Sacks By: Number-Yards	1-1	1-6

HAWAI'I TOP PERFORMERS

RUSHING:	No.	Yds.	Avg.	TD	LG
Reed	15	70	4.7	2	12
McDonald	6	29	4.8	0	11
Keliiiki	5	27	5.4	0	11

PASSING:	C-Att-I	Yds	TD	LG	SK
McDonald	22-35-3	218	1	22	0
Cordeiro	4-12	36	0	15	1

RECEIVING:	No.	Yds.	TD	LG
Byrd II	6	72	1	22
Ward	6	66	0	15
Smart	6	54	0	13
Stovall	4	21	0	11

DEFENSE:	TOT	SK	TFL	INT	PBU
Hicks	8	0.0	0.0	0	0
Dalton	8	0.0	0.0	0	1
Thomas	7	0.0	0.0	0	0

2019 GAME RECAPS

GAME 4

CENTRAL ARKANSAS 16 HAWAI'I 35

September 21, 2019 • 6:00 p.m. HT

Honolulu, O'ahu • Aloha Stadium

Attendance: 23,465



	1	2	3	4	OT	Final
Central Arkansas (3-1)	0	9	0	7	-	16
Hawai'i (3-1)	14	14	0	7	-	35

SCORING SUMMARY

						UH	UCA
1st	UH	TD	8:48	Kaneshiro 55-yd interception return (Meskell kick)		7	0
	UH	TD	1:52	Ward 5-yd pass from McDonald (Meskell kick)		14	0
2nd	UH	TD	14:28	Meskell 16-yd pass from McDonald (Meskell kick)		21	0
	UH	TD	7:53	Byrd II 13-yd pass from McDonald (Meskell kick)		28	0
	CA	TD	4:14	Carmargo 4-yd pass from Blackman (PAT blocked)		28	6
	CA	FG	0:10	Ray 35-yd field goal		28	9
4th	CA	TD	12:18	Blackman 23-yd rush (Ray kick)		28	16
	UH	TD	3:27	Victor 11-yd pass from McDonald (Meskell kick)		35	16

GAME NOTES

- ▶ UH raced out to a 28-0 lead after a quarter-and-half of action and maintained a double-digit lead from then on.
- ▶ UH extended its win streak vs. FCS opponents to 17 dating back to 2001 and won its third straight Homecoming Game.
- ▶ The Warriors turned the ball over four times in the game including on the game's opening series but responded with a defensive touchdown followed by three offensive scores to take a four-touchdown lead.
- ▶ The Bears scored the next 16 points to pull within 12 early in the fourth quarter, but UH iced the game with a six-minute touchdown drive in the fourth quarter.
- ▶ Cole McDonald finished with 300 yards passing and four touchdowns to four different receivers.
- ▶ Jared Smart had a career-high eight receptions for 121 yards and a score.
- ▶ Hawai'i got on the board first when safety Kai Kaneshiro snagged a deflected pass mid-air and returned it 55 yards for a touchdown.
- ▶ It was UH's first defensive touchdown in 18 games and sparked a defensive effort which allowed only 189 yards passing to UCA, well below the Bears' average of 351.3 per game.

TEAM STAT COMPARISON

	UH	UCA
FIRST DOWNS	23	18
RUSHES-YARDS (NET)	24-113	23-146
PASSING YDS (NET)	300	189
Passes Att-Comp-Int	25-32-1	29-53-1
TOTAL OFFENSE PLAYS-YARDS	56-413	76-335
Fumble Returns-Yards	0-0	0-0
Punt Returns-Yards	2-2	0-0
Kickoff Returns-Yards	2-53	3-69
Interception Returns-Yards	1-55	1-0
Punts (Number-Avg)	2-38.0	6-36.0
Fumbles-Lost	4-3	1-0
Penalties-Yards	7-75	6-45
Possession Time	29:19	30:41
Third-Down Conversions	4 of 7	5 of 16
Fourth-Down Conversions	1 of 1	0 of 3
Red-Zone Scores-Chances	4-4	2-3
Sacks By: Number-Yards	1-6	1-11

HAWAI'I TOP PERFORMERS

RUSHING:	No.	Yds.	Avg.	TD	LG
Reed	10	60	6.0	0	21
McDonald	4	31	7.8	0	21
Holly III	8	26	3.2	0	10

PASSING:	C-Att-I	Yds	TD	LG	SK
McDonald	25-32-1	300	4	22	1

RECEIVING:	No.	Yds.	TD	LG
Smart	8	121	1	22
Byrd II	6	54	1	13
Sharsh	5	67	0	21
Victor	3	33	1	16
Ward	3	25	1	11

DEFENSE:	TOT	SK	TFL	INT	PBU
Farris II	7	0.0	0.0	0	2
Bethley	7	0.0	0.0	0	0
Padello	6	1.0	1.0	0	0

2019 GAME RECAPS

GAME 5

HAWAI'I
NEVADA

54
3

September 28, 2019 • 7:30 p.m. PT

Reno, Nev. • Mackay Stadium

Attendance: 15,137



	1	2	3	4	OT	Final
Hawai'i (4-1, 1-0 MW)	7	24	14	9	-	54
Nevada (3-2, 0-1 MW)	0	3	0	0	-	3

SCORING SUMMARY

	UH	TD	Time	Description	UH	UN
1st	UH	TD	8:17	Byrd II 36-yd pass from McDonald (Meskell kick)	7	0
2nd	UH	TD	10:40	Byrd II 2-yd pass from McDonald (Meskell kick)	14	0
	UH	TD	9:11	Augafa 2-yd blocked punt return (Meskell kick)	21	0
	UH	TD	5:33	Reed 9-yd rush (Meskell kick)	28	0
	NV	FG	0:36	Talton 36-yd field goal	28	3
	UH	FG	0:02	Meskell 44-yd field goal	31	3
3rd	UH	TD	11:02	Sharsh 12-yd pass from McDonald (Meskell kick)	38	3
	UH	TD	2:57	Byrd II 20-yd pass from McDonald (Meskell kick)	45	3
4th	UH	SAF	9:20	Team safety	47	3
	UH	TD	3:42	Funkhouser 14-yd pass from Uahinui (Meskell kick)	54	3

GAME NOTES

- ▶ UH raced out to a 28-0 lead and kept its foot on the pedal for its largest margin of victory ever in a Mountain West game.
- ▶ UH racked up 512 yards of total offense, held Nevada to a season-low 203 yards, and scored off a blocked punt.
- ▶ The Warriors picked up its first win in Reno since 2007 and just its second overall in 10 all-time trips there.
- ▶ UH offense played turnover-free for the first time this season with Cole McDonald completing 25-of-30 passes for 312 yards and four touchdowns in three quarters of action.
- ▶ Cedric Byrd II was the recipient of three of those touchdowns, while Jason-Matthew Sharsh enjoyed a career night with nine catches, 123 yards and his first score of the season.
- ▶ UH allowed just 79 yards after the break and had three takeaways in pitching a second-half shutout of the Wolf Pack.
- ▶ UH's 51-point win was its third largest ever on the road and largest since a 53-point win (63-10) at Utah State in 2006.
- ▶ UH's 31-3 halftime lead was its second largest ever in a road game, second only to UH's 41-10 lead at Idaho in 2007.

TEAM STAT COMPARISON

	UH	NV
FIRST DOWNS	26	16
RUSHES-YARDS (NET)	27-139	36-98
PASSING YDS (NET)	373	105
Passes Att-Comp-Int	31-36-0	18-31-2
TOTAL OFFENSE PLAYS-YARDS	63-512	67-203
Fumble Returns-Yards	0-0	0-0
Punt Returns-Yards	2-27.1	0-0
Kickoff Returns-Yards	2-44	5-87
Interception Returns-Yards	2-11	0-0
Punts (Number-Avg)	2-46.0	5-30.2
Fumbles-Lost	0-0	2-1
Penalties-Yards	6-70	10-78
Possession Time	31:12	28:48
Third-Down Conversions	5 of 9	4 of 14
Fourth-Down Conversions	0 of 2	0 of 3
Red-Zone Scores-Chances	5-7	1-1
Sacks By: Number-Yards	3-16	2-13

HAWAI'I TOP PERFORMERS

RUSHING:	No.	Yds.	Avg.	TD	LG
Holly III	11	63	5.7	0	16
Reed	6	26	4.3	1	15
Keliiliki	5	26	5.2	0	23

PASSING:	C-Att-I	Yds	TD	LG	SK
McDonald	25-30-0	312	4	42	1
Cordeiro	5-5	47	0	19	1

RECEIVING:	No.	Yds.	TD	LG
Sharsh	9	123	1	30
Byrd II	7	87	3	36
Ward	5	68	0	42
Funkhouser	4	36	0	14

DEFENSE:	TOT	SK	TFL	INT	PBU
Hicks	7	0.0	1.0	1	2
Thomas	5	0.0	0.0	0	0
Padello	4	0.0	2.0	0	0

2019 GAME RECAPS

GAME 6

HAWAI'I **37**
#14 BOISE STATE **59**

Oct. 12, 2019 • 8:15 p.m. MT

Boise, Idaho • Albertson's Stadium

Attendance: 36,902



	1	2	3	4	Final
Hawai'i (4-2, 1-1 MW)	7	7	7	16	37
Boise State (6-0, 3-0 MW)	14	17	21	7	59

SCORING SUMMARY					UH	BSU
1st	BS	TD	11:50	Shakir 5-yd rush (Sachse kick)	0	7
	BS	TD	8:20	Hightower 26-yd pass from Bachmeier (Sachse kick)	0	14
	UH	TD	7:23	Victor 17-yd pass from McDonald (Meskell kick)	7	14
2nd	BS	FG	13:46	Sachse 38-yd field goal	7	17
	BS	TD	5:52	Shakir 33-yd pass from Cord (Sachse kick)	7	24
	BS	TD	2:26	Mahone 13-yd rush (Sachse kick)	7	31
	UH	TD	0:41	Stovall 21-yd pass from McDonald (Meskell kick)	14	31
3rd	BS	TD	12:25	Hightower 42-yd pass from Cord (Sachse kick)	14	38
	BS	TD	8:24	Holani 25-yd pass from Henderson (Sachse kick)	14	45
	UH	TD	3:31	McDonald 17-yd rush (Meskell kick)	21	45
	BS	TD	0:00	Holani 8-yd pass from Cord (Sachse kick)	21	52
4th	UH	TD	10:37	Stovall 3-yd pass from McDonald (McDonald rush)	29	52
	UH	TD	2:44	Mardner 50-yd pass from Cordeiro (Stovall rush)	37	52
	BS	TD	1:49	Holani 40-yd rush (Sachse kick)	37	59

GAME NOTES

- ▶ UH dropped its first conference game of the year and second road game of the year as Boise State led wire-to-wire.
- ▶ UH lost three fumbles in the first half alone and the Broncos took full advantage parlaying those turnovers into 21 points.
- ▶ Boise State took a 31-14 lead into the locker room and didn't let up after the break, scoring 21 points in the third quarter.
- ▶ UH remained winless in seven all-time trips to Boise and fell to a nationally-ranked team for the 12th straight time.
- ▶ Despite the loss, McDonald tossed three touchdowns, two of which went to Melquise Stovall.
- ▶ Stovall enjoyed his best game yet as a Rainbow Warrior with a team-high eight catches for 114 yards.
- ▶ With 251 passing and 54 rushing yards, McDonald moved past Garrett Gabriel on the school's all-time passing yardage and total offense lists.
- ▶ McDonald now stands at fifth all-time in passing (5,777) and fourth all-time in total offense (6,429).
- ▶ Boise State's 59 points were the most by an opponent this year while the Broncos' 533 yards were the second most (539 by Arizona).

TEAM STAT COMPARISON

	UH	BSU
FIRST DOWNS	25	30
RUSHES-YARDS (NET)	19-118	39-218
PASSING YDS (NET)	340	315
Passes Att-Comp-Int	26-50-1	21-37-0
TOTAL OFFENSE PLAYS-YARDS	69-458	76-533
Fumble Returns-Yards	0-0	0-0
Punt Returns-Yards	2-27-1	1-4
Kickoff Returns-Yards	5-136	1-34
Interception Returns-Yards	2-11	0-0
Punts (Number-Avg)	4-37.2	3-42.0
Fumbles-Lost	3-3	1-1
Penalties-Yards	10-93	11-100
Possession Time	27:11	32:42
Third-Down Conversions	4 of 12	6 of 13
Fourth-Down Conversions	1 of 3	1 of 2
Red-Zone Scores-Chances	3-3	3-4
Sacks By: Number-Yards	1-1	0-0

HAWAI'I TOP PERFORMERS

RUSHING:	No.	Yds.	Avg.	TD	LG
McDonald	8	54	6.8	1	17
Holly III	4	29	7.2	0	10
Kelililiki	3	27	9.0	0	19

PASSING:	C-Att-I	Yds	TD	LG	SK
McDonald	23-41-0	266	3	46	0
Cordeiro	3-9-1	74	1	50	0

RECEIVING:	No.	Yds.	TD	LG
Stovall	8	114	2	22
Byrd II	6	74	0	46
Victor	4	38	1	17
Sharsh	4	29	0	14

DEFENSE:	TOT	SK	TFL	INT	PBU
Padello	7	0.0	1.0	0	0
Picanco	6	0.0	0.0	0	1
Bethley	6	0.0	0.0	0	0

2019 GAME RECAPS

GAME 7

AIR FORCE 56
HAWAI'I 26

October 19, 2019 • 5:00 p.m. HT

Honolulu, O'ahu • Aloha Stadium

Attendance: 23,757



	1	2	3	4	OT	Final
Air Force (5-2, 3-0)	7	21	7	21	-	56
Hawai'i (4-3, 1-2)	3	17	0	6	-	26

SCORING SUMMARY

	UH	AF	UH	AF
1st	UH FG 9:46 Meskell 41-yd field goal		3	0
	AF TD 6:09 Remsberg 2-yd run (Koehnke PAT)		3	7
2nd	AF TD 14:35 Schmidt 1-yd run (Koehnke PAT)		3	14
	UH TD 13:44 Stovall 59-yd pass from McDonald (Meskell PAT)		10	14
	AF TD 13:33 Sanders 75-yd pass from McDonald (Koehnke PAT)		10	21
	UH FG 6:19 Meskell 27-yd field goal		13	21
	AF TD 3:34 Remsberg 7-yd run (Koehnke PAT)		13	28
	UH TD 2:04 Stovall 5-yd pass from McDonald (Meskell kick)		20	28
3rd	AF TD 7:19 Jackson 10-yd run (Koehnke PAT)		20	35
4th	UH TD 14:54 Ward 10-yd pass from McDonald (McDonald pass fail)		26	35
	AF TD 13:37 Schmidt 61-yd rush (Koehnke PAT)		26	42
	AF TD 7:49 Schmidt 18-yd rush (Koehnke PAT)		26	49
	AF TD 4:01 Bugg III 92-yd interception return (Koehnke PAT)		26	56

GAME NOTES

- ▶ UH lost its second straight MW game and its first home game of the season.
- ▶ Air Force beat UH for the third time in the last four meetings and regained possession of the Kuter Trophy.
- ▶ Back-up quarterback Mike Schmidt came off the bench to rush for 120 yards and three touchdowns while passing for 147 yards and one score.
- ▶ Schmidt directed seven scoring drives in nine possessions and led an offense that rushed for 353 yards on the ground.
- ▶ UH stayed within striking distance, trailing by nine points early in the fourth quarter. But the Falcons slammed the door with 21 unanswered points.
- ▶ Cole McDonald passed for 404 yards and three touchdowns and eclipsed the 400-yard mark for the second time this season and fifth of his career.
- ▶ The junior moved past Dan Robinson for fourth all-time on the UH passing list with more than 6,000 yards.
- ▶ Receiver Jared Smart caught a career-high 11 passes for 140 yards and JoJo Ward tallied six receptions for 89 yards.
- ▶ Melquise Stovall scored multiple touchdowns for the second straight week with touchdown catches of 59 and five yards, both coming in the second quarter. The 59-yarder was UH's longest pass play of the season.

TEAM STAT COMPARISON

	UH	AF
FIRST DOWNS	26	22
RUSHES-YARDS (NET)	20-82	51-353
PASSING YDS (NET)	404	169
Passes Att-Comp-Int	34-53-1	6-7-0
TOTAL OFFENSE PLAYS-YARDS	73-486	58-522
Fumble Returns-Yards	0-0	0-0
Punt Returns-Yards	0-0	0-0
Kickoff Returns-Yards	7-136	1-1
Interception Returns-Yards	0-0	1-92
Punts (Number-Avg)	3-44.0	2-48.5
Fumbles-Lost	3-1	2-0
Penalties-Yards	5-50	6-55
Possession Time	30:08	29:52
Third-Down Conversions	6 of 14	6 of 10
Fourth-Down Conversions	1 of 1	1 of 1
Red-Zone Scores-Chances	4-5	5-5
Sacks By: Number-Yards	0-0	4-17

HAWAI'I TOP PERFORMERS

RUSHING:	No.	Yds.	Avg.	TD	LG
McDonald	10	41	4.1	0	15
Reed	6	36	6.0	0	16
Holly III	3	8	2.7	0	5
PASSING:	C-Att-I	Yds	TD	LG	SK
McDonald	34-52-1	404	3	59	3
Cordeiro	0-1	0	0	0	1
RECEIVING:	No.	Yds.	TD	LG	
Smart	11	140	0	25	
Byrd II	7	59	0	13	
Ward	6	89	1	32	
Stovall	3	71	2	59	
DEFENSE:	TOT	SK	TFL	INT	PBU
Bethley	9	0.0	0.0	0	0
Muasau	6	0.0	0.0	0	0
Matautia	5	0.0	0.0	0	0

2019 GAME RECAPS

GAME 8

HAWAI'I **45**
NEW MEXICO **31**

October 26, 2019 • 2:00 p.m. MT

Albuquerque, N.M. • Dreamstyle Stadium

Attendance: 12,617



	1	2	3	4	OT	Final
Hawai'i (5-3, 2-2)	21	14	3	7	-	45
New Mexico (2-6, 0-4)	3	0	7	21	-	31

SCORING SUMMARY				UH	NM
1st	UH	TD	13:14 McDonald 76-yd rush (Meskell kick)	7	0
	NM	FG	8:43 Shelley 39-yd field goal	0	3
	UH	TD	4:40 Matautia 14-yd interception return (Meskell kick)	14	3
	UH	TD	1:56 Noa 54-yd pass from McDonald (Meskell kick)	21	3
2nd	UH	TD	8:50 McDonald 1-yd rush (Meskell kick)	28	3
	UH	TD	0:33 Reed 1-yd rush (Meskell kick)	35	3
3rd	NM	TD	11:02 Davis 67-yd rush (Shelley kick)	35	10
	UH	FG	3:09 Meskell 24-yd field goal	38	10
4th	UH	TD	9:16 Victor 9-yd pass from Cordeiro (Meskell kick)	45	10
	NM	TD	7:16 Davis 19-yd rush (Shelley kick)	45	17
	NM	TD	4:41 Somoye 9-yd pass from Tuioti (Shelley kick)	45	24
	NM	TD	4:03 Kress 59-yd pass from Tuioti (Shelley kick)	45	31

GAME NOTES

- ▶ It was UH's first win over New Mexico since 1991 after dropping seven straight meetings. It was also UH's first win in Albuquerque since 1987.
- ▶ UH led wire-to-wire, taking a 21-3 first-quarter lead before expanding it to 35-3 at the break for the program's largest lead ever on the road.
- ▶ The Warriors held a 45-10 lead in the fourth, before the Lobos scored the final 21 points of the game.
- ▶ UH ran for a season-high 255 yards, while finishing with 578 yards of total offense, its second-highest total this year.
- ▶ Cole McDonald passed for 237 yards and a touchdown, while rushing for two touchdowns and 140 yards to fuel the dual-threat UH offense.
- ▶ McDonald's 140 rushing yards were the most by a UH quarterback since Johnny Macon had 141 versus Fresno State in 1995.
- ▶ Kumoku Noa became the sixth different UH wide receiver to eclipse 100 yards in a game this season when he finished with 120 yards and a touchdown on just four catches. It was Noa's first action in two years.
- ▶ UH got its second pick-six this season when Solomon Matautia scored on a 14-yard return in the first quarter. It was Matautia's third career defensive TD.
- ▶ Kai Kaneshiro recorded a career-high eight tackles in his second career start.

TEAM STAT COMPARISON

	UH	NM
FIRST DOWNS	21	23
RUSHES-YARDS (NET)	34-255	31-207
PASSING YDS (NET)	323	293
Passes Att-Comp-Int	21-40-1	23-40-2
TOTAL OFFENSE PLAYS-YARDS	74-578	71-500
Fumble Returns-Yards	0-0	0-0
Punt Returns-Yards	2-12	2-27
Kickoff Returns-Yards	5-136	3-128
Interception Returns-Yards	2-16	0-0
Punts (Number-Avg)	4-49.5	3-46.0
Fumbles-Lost	0-0	0-0
Penalties-Yards	10-85	5-34
Possession Time	32:04	27:56
Third-Down Conversions	5 of 15	4 of 12
Fourth-Down Conversions	2 of 3	0 of 2
Red-Zone Scores-Chances	4-4	3-3
Sacks By: Number-Yards	2-10	2-12

HAWAI'I TOP PERFORMERS

RUSHING:	No.	Yds.	Avg.	TD	LG
McDonald	9	140	15.6	2	76
Reed	16	97	6.1	1	20
Keliiiliki	4	51.2	0	3	
PASSING:	C-Att-I	Yds	TD	LG	SK
McDonald	17-30-1	237	1	54	1
Cordeiro	4-8-0	86	1	57	0
RECEIVING:	No.	Yds.	TD	LG	
Byrd II	6	58	0	16	
Noa	4	120	1	57	
Sharsh	4	39	0	15	
Ward	3	80	0	38	
DEFENSE:	TOT	SK	TFL	INT	PBU
Kaneshiro	8	0.0	0.0	0	0
Matautia	6	0.0	0.5	1	0
Pritchard	5	1.0	2.0	0	0

2019 GAME RECAPS

GAME 9

FRESNO STATE 41
HAWAI'I 38

November 2, 2019 • 6:00 p.m. HT

Honolulu, O'ahu • Aloha Stadium

Attendance: 22,053



	1	2	3	4	OT	Final
Fresno State (4-4, 2-2)	7	7	17	10	-	41
Hawai'i (5-4, 2-3)	0	24	0	14	-	38

SCORING SUMMARY

						UH	FSU
1st	FS	TD	6:29	Pope 36-yd pass from Cropper (Silva PAT)		0	7
2nd	UH	TD	9:23	McDonald 6-yard rush (Meskell kick)		7	7
	UH	TD	3:35	Holly III 1-yard rush (Meskell kick)		14	7
	UH	FG	2:35	Meskell 50-yd field goal		17	7
	FS	TD	1:06	Cropper 53-yd rush (Silva PAT)		17	14
	UH	TD	0:23	Ward 48-yd pass from McDonald (Meskell PAT)		24	14
3rd	FS	TD	13:09	Rivers 44-yd rush (Silva PAT)		24	21
	FS	FG	4:19	Silva 22-yd field goal		24	24
	FS	TD	1:07	Rivers 4-yd rush (Silva PAT)		24	31
4th	FS	TD	10:06	Rice 26-yd pass (Silva PAT)		24	38
	UH	TD	2:13	Reed 3-yd rush (Meskell PAT)		31	38
	UH	TD	1:08	Cordeiro 10-yd rush (Meskell PAT)		38	38
	FS	FG	0:00	Silva 37-yd field goal		38	41

GAME NOTES

- ▶ Cesar Silva's 37-yard field goal as time expired lifted Fresno State to a 41-38 win over Hawai'i.
- ▶ Fresno State won despite a furious rally by UH who erased a 14-point deficit in the waning minutes of the game.
- ▶ Behind backup quarterback Chevan Cordeiro, Hawai'i scored a pair of touchdowns in a 65-second span—aided by a recovered onside kick—to tie the game with just 1:08 remaining.
- ▶ The Bulldogs had the final word with a 9-play, 55-yard drive to set up the game-winning field goal.
- ▶ It marked the Bulldogs eighth win over the Warriors in the last nine meetings and their sixth consecutive win over the Warriors in Aloha Stadium.
- ▶ UH exploded for 24 points –17 of them unanswered—in the second quarter to take a 24-14 lead at the break.
- ▶ During that stretch, Ryan Meskell converted a career-long 50-yard kick.
- ▶ The Bulldogs scored 24 unanswered points in the second half to pull away.
- ▶ Freshman linebacker Darius Muasau made his first career start and finished with a team-high nine tackles. He also recovered two fumbles – one that led to a UH field goal in the second quarter and the other on an onside kick late in the game.

TEAM STAT COMPARISON

	UH	FS
FIRST DOWNS	25	26
RUSHES-YARDS (NET)	31-209	40-290
PASSING YDS (NET)	346	224
Passes Att-Comp-Int	26-51-1	18-28-0
TOTAL OFFENSE PLAYS-YARDS	82-555	68-514
Fumble Returns-Yards	0-0	0-0
Punt Returns-Yards	1-11	0-0
Kickoff Returns-Yards	5-116	3-55
Interception Returns-Yards	0-0	1-0
Punts (Number-Avg)	3-35.0	3-43.7
Fumbles-Lost	0-0	2-2
Penalties-Yards	13-135	5-45
Possession Time	32:26	27:34
Third-Down Conversions	10 of 17	6 of 12
Fourth-Down Conversions	0 of 3	1 of 1
Red-Zone Scores-Chances	4-5	3-4
Sacks By: Number-Yards	0-0	1-8

HAWAI'I TOP PERFORMERS

RUSHING:	No.	Yds.	Avg.	TD	LG
Holly III	7	84	12.0	1	32
Reed	14	75	5.4	1	15
Cordeiro	4	33	8.2	1	26
PASSING:	C-Att-I	Yds	TD	LG	SK
McDonald	21-42-1	275	1	48	0
Cordeiro	5-9	71	0	50	1
RECEIVING:	No.	Yds.	TD	LG	
Byrd II	8	97	0	44	
Sharsh	7	82	0	18	
Smart	5	41	0	14	
Ward	4	71	1	48	
DEFENSE:	TOT	SK	TFL	INT	PBU
Muasau	9	0.0	0.0	0	0
Matautia	8	0.0	0.0	0	0
Bethley	7	0.0	0.0	0	0

2019 GAME RECAPS

GAME 10


SAN JOSÉ STATE **40**

HAWAI'I **42**

November 9, 2019 • 6:00 p.m. HT

Honolulu, O'ahu • Aloha Stadium

Attendance: 19,858



	1	2	3	4	OT	Final
San José State (4-6, 1-5)	14	23	10	3	-	42
Hawai'i (6-4, 3-3)	3	10	0	7	-	40

SCORING SUMMARY

					UH	SJSU
1st	SJ	FG	9:06	Mercurio 28-yd field goal	0	3
	UH	TD	0:27	Ward 5-d pass from Cordeiro (Meskell PAT)	7	10
2nd	SJ	TD	11:05	Packer 5-yd rush (Mercurio PAT)	7	10
	SJ	FG	9:59	Mercurio 43-yd field goal	7	13
	UH	TD	9:08	Ward 71-yd pass from Cordeiro (Meskell PAT)	14	13
	SJ	TD	6:26	Packer 20-yd rush (Mercurio PAT)	14	20
	UH	TD	2:37	Reed 4-yd rush (Meskell PAT)	21	20
	SJ	FG	0:44	Mercurio 43-yd field goal	21	23
3rd	UH	TD	9:30	Cordeiro 3-yd rush (Meskell PAT)	28	23
	SJ	FG	1:21	Mercurio 25-yd field goal	28	26
4th	UH	TD	12:13	Smart 5-yd pass from Cordeiro (Meskell PAT)	35	26
	SJ	TD	9:53	Gaither 40-yd pass from Love (Mercurio PAT)	35	33
	UH	TD	4:23	Cordeiro 2-yd run (Meskell PAT)	42	33
	SJ	TD	1:51	Hamilton 19-yd pass from Love (Mercurio PAT)	42	40

GAME NOTES

- ▶ UH claimed the inaugural Dick Tomey Legacy Trophy, which was created in honor of the legendary head coach of both programs.
- ▶ UH won its fourth straight over the Spartans. As Mountain West members, UH has won five of the seven meetings.
- ▶ In his first start of the season and second of his career, Chevan Cordeiro passed for 309 yards and three touchdowns and rushed for 55 yards and two more scores.
- ▶ The game was a back-and-forth affair as both teams did not punt once.
- ▶ There were six lead changes in the first two quarters alone with the Spartans taking a 23-21 advantage into halftime.
- ▶ Cordeiro directed a touchdown drive to open the second half to give the Warriors the lead they would not surrender.
- ▶ JoJo Ward finished with seven catches for 170 yards, including a 71-yard score.
- ▶ Running back Miles Reed topped the 100-yard mark for the first time in his career with 124 yards on 17 carries.
- ▶ The UH offense finished with 509 yards of offense, its third straight over 500.
- ▶ The Warriors reached 200 yards rushing for the third consecutive game, the first time that has happened since 1994.

TEAM STAT COMPARISON

	UH	SJSU
FIRST DOWNS	26	28
RUSHES-YARDS (NET)	35-200	26-122
PASSING YDS (NET)	309	375
Passes Att-Comp-Int	23-32-0	30-45-0
TOTAL OFFENSE PLAYS-YARDS	67-509	71-497
Fumble Returns-Yards	0-0	1-7
Punt Returns-Yards	0-0	0-0
Kickoff Returns-Yards	4-69	2-26
Interception Returns-Yards	0-0	1-0
Punts (Number-Avg)	0-0.0	0-0.0
Fumbles-Lost	1-1	1-0
Penalties-Yards	9-70	7-50
Possession Time	31:19	28:41
Third-Down Conversions	10 of 15	7 of 10
Fourth-Down Conversions	1 of 1	1 of 1
Red-Zone Scores-Chances	5-5	5-5
Sacks By: Number-Yards	1-5	0-0

HAWAI'I TOP PERFORMERS

RUSHING:	No.	Yds.	Avg.	TD	LG
Reed	17	124	7.3	1	31
Cordeiro	11	55	8.2	2	13
Holly III	2	18	9.0	0	14

PASSING:	C-Att-I	Yds	TD	LG	SK
Cordeiro	23-31-0	309	3	71	0

RECEIVING:	No.	Yds.	TD	LG
Ward	7	170	2	71
Byrd II	7	52	0	12
Sharsh	6	46	0	10
Smart	3	41	1	19

DEFENSE:	TOT	SK	TFL	INT	PBU
Davis	7	0.0	0.0	0	5
Kaneshiro	6	0.0	0.0	0	0
Okeke	6	0.0	1.0	0	1
Padello	5	1.0	1.0	0	0

2019 GAME RECAPS

GAME 11



21
7

November 16, 2019 • 1:00 p.m. PT

Las Vegas, Nev. • Sam Boyd Stadium

Attendance: 21,317



	1	2	3	4	OT	Final
Hawai'i (7-4, 4-3)	0	7	7	7	-	21
UNLV (2-8, 0-6)	7	0	0	0	-	7

SCORING SUMMARY

					UH	UNLV
1st	LV	TD	2:06	Woods, Jr. 31-yd pass from Oblad (Gutierrez kick)	0	7
2nd	UH	TD	0:22	McDonald 1-yd rush (Meskell kick)	7	7
3rd	UH	TD	1:33	Davis 43-yd interception return (Meskell kick)	14	7
4th	UH	TD	11:31	McDonald 2-yd rush (Meskell kick)	21	7

GAME NOTES

- ▶ UH kept its Mountain West title hopes alive and earned bowl eligibility with its seventh win, including its third in the last four games.
- ▶ UH retained possession of the Island Showdown Trophy with its second straight win over UNLV and its first win in Las Vegas since 2007.
- ▶ The UH defense shut the Rebels out in the final three quarters of the game and held them to just 235 total yards of offense.
- ▶ The Warriors snatched two interceptions, one of which was returned by Cortez Davis for 43 yards and a touchdown to give UH the lead in the third quarter.
- ▶ Paul Scott also picked off a pass at the goal line in the fourth quarter to help squash any hopes of a UNLV comeback.
- ▶ UH overcame three first-quarter turnovers to pull off the win as quarterback Cole McDonald came off the bench in the second quarter to direct the UH offense.
- ▶ McDonald passed for 211 yards and rushed for two touchdowns in the win.
- ▶ The junior surpassed 3,000 yards for the season, becoming just the third quarterback in program history to have consecutive 3,000-yard passing seasons.
- ▶ Receiver Jared Smart caught nine passes for 106 yards for his team-high third 100-yard receiving game.

TEAM STAT COMPARISON

	UH	UNLV
FIRST DOWNS	27	13
RUSHES-YARDS (NET)	39-185	27-117
PASSING YDS (NET)	257	118
Passes Att-Comp-Int	24-35-2	10-22-2
TOTAL OFFENSE PLAYS-YARDS	74-442	49-235
Fumble Returns-Yards	0-0	1-11
Punt Returns-Yards	4-21	1-3
Kickoff Returns-Yards	1-13	1-19
Interception Returns-Yards	2-45	2-35
Punts (Number-Avg)	2-43.0	6-42.5
Fumbles-Lost	2-1	0-0
Penalties-Yards	4-23	3-40
Possession Time	36:45	23:15
Third-Down Conversions	6 of 13	2 of 11
Fourth-Down Conversions	2 of 3	1 of 1
Red-Zone Scores-Chances	2-5	0-1
Sacks By: Number-Yards	1-7	0-0

HAWAII TOP PERFORMERS

RUSHING:	No.	Yds.	Avg.	TD	LG
Reed	22	90	4.1	0	12
McDonald	11	43	3.9	2	17
Holly III	4	8	2.0	0	4
PASSING:	C-Att-I	Yds	TD	LG	SK
McDonald	20-26-0	211	0	20	0
Cordeiro	4-9-2	46	0	14	0
RECEIVING:	No.	Yds.	TD	LG	
Smart	9	106	0	14	
Byrd II	5	60	0	20	
Sharsh	5	39	0	10	
Ward	4	52	0	18	
DEFENSE:	TOT	SK	TFL	INT	PBU
Matautia	7	0.0	1.5	0	0
Farris II	6	0.0	0.5	0	1
Davis	2	0.0	0.0	1	1

2019 GAME RECAPS

GAME 12

SAN DIEGO STATE 11
HAWAI'I 14

November 23, 2019 • 6:00 p.m. HT

Honolulu, O'ahu • Aloha Stadium

Attendance: 24,911



	1	2	3	4	OT	Final
San Diego State (8-3, 5-3)	0	3	0	8	-	11
Hawai'i (8-4, 5-3)	7	0	7	0	-	14

SCORING SUMMARY

	UH	SDSU
1st UH TD 3:43 Sharsh 8-yd pass from McDonald (Meskell PAT)	7	0
2nd SD FG 0:18 Araiza 27-yd field goal	7	3
3rd UH TD 5:15 Holly III 11-yd rush (Meskell kick)	14	3
4th SD TD 12:58 Agnew 5-yd rush (Agnew rush)	14	11

GAME NOTES

- ▶ UH captured a share of the West Division title and earned a spot in the conference championship game for the first time in school history.
- ▶ Facing one of the nation's top defenses, Hawai'i managed just two scoring drives – both of which resulted in touchdowns and consumed more than 90 yards and at least 14 plays.
- ▶ UH's defense, which has given up one touchdown in the last seven quarters, held the Aztecs to 89 yards rushing, their second lowest of the season.
- ▶ UH entered the game averaging 35.8 points per game and was held to its lowest output in a win under head coach Nick Rolovich.
- ▶ The Warriors also finished with season-lows of 215 yards passing and 347 yards of total offense.
- ▶ UH defeated SDSU for the second straight year and for the first time in the last four meetings at Aloha Stadium.
- ▶ It was just UH's second win over SDSU in eight Mountain West meetings.
- ▶ Senior wide receiver Jason-Matthew Sharsh set a career high with 10 catches for a team-high 95 yards and scored his second touchdown of the year on an 8-yard catch on UH's opening drive.
- ▶ UH's 96-yard drive in the third quarter was its longest of the season.
- ▶ The Warriors reached 200 yards rushing for the third consecutive game, the first time that has happened since 1994.

TEAM STAT COMPARISON

	UH	SDSU
FIRST DOWNS	24	21
RUSHES-YARDS (NET)	31-132	26-89
PASSING YDS (NET)	229	229
Passes Att-Comp-Int	22-35-1	25-40-0
TOTAL OFFENSE PLAYS-YARDS	66-347	66-318
Fumble Returns-Yards	0-0	1-0
Punt Returns-Yards	0-0	0-0
Kickoff Returns-Yards	1-6	2-26
Interception Returns-Yards	0-0	1-0
Punts (Number-Avg)	4-40.8	5-41.6
Fumbles-Lost	0-0	0-0
Penalties-Yards	6-47	5-45
Possession Time	33:52	26:08
Third-Down Conversions	9 of 13	6 of 14
Fourth-Down Conversions	0 of 0	2 of 2
Red-Zone Scores-Chances	2-2	2-2
Sacks By: Number-Yards	0-0	3-15

HAWAI'I TOP PERFORMERS

RUSHING:	No.	Yds.	Avg.	TD	LG
Cordeiro	8	59	7.4	0	14
Reed	13	53	4.1	0	14
Holly III	5	29	5.8	1	15

PASSING:	C-Att.-I	Yds	TD	LG	SK
McDonald	13-19-1	144	1	21	2
Cordeiro	9-16-0	71	0	11	1

RECEIVING:	No.	Yds.	TD	LG
Sharsh	10	95	1	16
Smart	7	82	0	21
Byrd II	4	29	0	9
Ward	1	9	0	9

DEFENSE:	TOT	SK	TFL	INT	PBU
Bethley	7	0.0	0.0	0	0
Matautia	7	0.0	0.0	0	0
Muasau	6	0.0	0.0	0	0

2019 GAME RECAPS

GAME 13

ARMY WEST POINT 31 HAWAI'I 52

November 30, 2019 • 7:30 p.m. HT

Honolulu, O'ahu • Aloha Stadium

Attendance: 26,256



	1	2	3	4	OT	Final
Army (5-7)	10	7	14	0	-	31
Hawai'i (9-4)	10	14	14	14	-	52

SCORING SUMMARY

					UH	ARMY
1st	AR	TD	13:16	McCoy 3-yd rush (Cooper PAT)	0	7
	UH	FG	9:45	Meskell 42-yd field goal	3	7
	AR	FG	3:31	Cooper 32-yd field goal	3	10
	UH	TD	2:33	Sharsh 26-yd pass from Cordeiro (Meskell PAT)	10	10
2nd	AR	TD	13:40	McCoy 7-yd rush (Cooper PAT)	10	17
	UH	TD	8:08	Byrd II 25-yd pass from Cordeiro (Meskell PAT)	17	17
	UH	TD	2:40	Sharsh 4-yd pass from McDonald (Meskell PAT)	24	17
3rd	UH	TD	12:31	Reed 1-yd rush (Meskell PAT)	31	17
	AR	TD	10:49	Slomka 30-yd rush (Cooper PAT)	31	24
	UH	TD	5:30	Ward 7-yd pass from McDonald (Meskell PAT)	38	24
	AR	TD	1:26	Hancock 10-yd rush (Cooper PAT)	38	31
4th	UH	TD	3:51	Smart 20-yd pass from McDonald (Meskell PAT)	45	31
	UH	TD	1:34	Farris II 100-yd interception return (Meskell PAT)	52	31

GAME NOTES

- ▶ In a duel of contrasting offenses, UH kept the Black Knights winless in three all-time trips to Honolulu.
- ▶ While the teams traded scores early on, the Rainbow Warriors took the lead for good with 21 unanswered points bridging the second and third quarters.
- ▶ UH has won 15 of its last 16 regular-season non-conference home games and are 10-1 in those games under Nick Rolovich.
- ▶ The Warriors had two interceptions, one of which was returned by Roe Farris II for a school-record 100-yard touchdown.
- ▶ The 52 points was UH's highest point total at home this season and the second time this year they eclipsed 50 points.
- ▶ UH went turnover-free for just the second time this season (also at Nevada) and won the turnover battle (2-0) for just the fourth time this year.
- ▶ Cole McDonald come off the bench late in the first half and finished with 250 yards passing and three touchdowns in 2+ quarters of action.
- ▶ Cedric Byrd finished with 122 yards receiving to eclipse 1,000 yards for the year. Byrd became the 14th different UH player to have a 1,000 receiving season.
- ▶ Following the game, a total of 23 seniors were honored in the annual "Senior Walk" ceremony.

TEAM STAT COMPARISON

	UH	ARMY
FIRST DOWNS	25	23
RUSHES-YARDS (NET)	19-133	63-411
PASSING YDS (NET)	359	127
Passes Att-Comp-Int	26-41-0	5-11-2
TOTAL OFFENSE PLAYS-YARDS	74-538	74-538
Fumble Returns-Yards	0-0	0-0
Punt Returns-Yards	1-0	1-12
Kickoff Returns-Yards	3-73	2-42
Interception Returns-Yards	2-114	2-35
Punts (Number-Avg)	3-45.7	2-53.5
Fumbles-Lost	0-0	0-0
Penalties-Yards	4-36	3-29
Possession Time	24:40	35:20
Third-Down Conversions	4 of 8	4 of 12
Fourth-Down Conversions	0 of 0	1 of 4
Red-Zone Scores-Chances	4-4	4-5
Sacks By: Number-Yards	2-13	1-4

HAWAI'I TOP PERFORMERS

RUSHING:	No.	Yds.	Avg.	TD	LG
Reed	10	93	9.2	1	30
Cordeiro	2	18	9.0	0	12

PASSING:	C-Att-I	Yds	TD	LG	SK
McDonald	19-29-0	250	3	45	1
Cordeiro	7-12-0	109	2	26	0

RECEIVING:	No.	Yds.	TD	LG
Smart	8	123	1	26
Byrd II	8	122	1	45
Sharsh	6	80	2	27
Ward	2	17	1	10

DEFENSE:	TOT	SK	TFL	INT	PBU
Muasau	11	0.0	0.0	0	0
Okeke	9	1.0	1.0	0	0
Matautia	4	0.0	0.0	1	0
Farris II	3	0.0	0.0	1	1

2019 GAME RECAPS

MOUNTAIN WEST CHAMPIONSHIP

HAWAI'I **10**
#19 BOISE STATE **31**

December 7, 2019 • 2:00 p.m. MT

Boise, Idaho • Albertson's Stadium

Attendance: 23,561



	1	2	3	4	OT	Final
Hawai'i (9-5)	3	0	7	0	-	10
Boise State (10-1)	3	14	14	0	-	31

SCORING SUMMARY

						UH	BSU
1st	UH	FG	6:44	Meskeil 47-yd field goal		3	0
	BS	FG	0:30	Sachse 34-yd field goal		3	3
2nd	BS	TD	1:07	Shakir 36-yd pass from Henderson (Sasche PAT)		3	10
	BS	TD	0:14	Hightower 36-yd pass from Henderson (Sasche PAT)		3	17
3rd	BS	TD	1:09	Shakir 4-yd rush (Sasche PAT)		3	24
	BS	TD	0:18	Henderson 5-yd rush (Sasche PAT)		3	31
	UH	TD	12:00	Reed 21-yd rush (Meskeil PAT)		10	31

GAME NOTES

- ▶ UH saw its four-game win streak come to a close while the Rainbow Warriors remained winless in eight all-time trips to Boise.
- ▶ UH was held to a season-low in both points (10) and total yards (320).
- ▶ The game was tied 3-3 late in the first half, but the Broncos scored 28 unanswered points, including a pair of touchdowns in a 53-second span to turn the tide.
- ▶ Miles Reed recorded the only UH touchdown of the day on a 21-yard scamper for his eighth score of the season.
- ▶ Reed finished with 87 yards on 12 carries, recording his fourth game of over 85 yards rushing in his last five.
- ▶ UH dropped to 0-3 this year against ranked teams and has lost its last 13 games to nationally ranked teams.
- ▶ UH is 1-19 all-time against nationally ranked teams on the road.
- ▶ Ryan Meskeil nailed a 47-yard field goal on UH's opening possession and has hit seven of his last eight attempts.

TEAM STAT COMPARISON

	UH	BSU
FIRST DOWNS	16	20
RUSHES-YARDS (NET)	26-79	37-144
PASSING YDS (NET)	241	220
Passes Att-Comp-Int	20-36-1	21-31-1
TOTAL OFFENSE PLAYS-YARDS	62-320	68-364
Fumble Returns-Yards	0-0	1-6
Punt Returns-Yards	2-10	2-9
Kickoff Returns-Yards	2-45	0-0
Interception Returns-Yards	1-4	1-0
Punts (Number-Avg)	2-44.0	3-43.0
Fumbles-Lost	1-1	0-0
Penalties-Yards	9-61	3-21
Possession Time	27:53	32:07
Third-Down Conversions	4 of 12	8 of 16
Fourth-Down Conversions	2 of 5	2 of 2
Red-Zone Scores-Chances	0-2	3-4
Sacks By: Number-Yards	1-7	3-22

HAWAI'I TOP PERFORMERS

RUSHING:	No.	Yds.	Avg.	TD	LG
Reed	12	87	7.2	1	25
Furuta	1	5	5.0	0	5
PASSING:	C-Att-I	Yds	TD	LG	SK
McDonald	20-36-1	241	0	46	3
RECEIVING:	No.	Yds.	TD	LG	
Sharsh	7	74	0	13	
Smart	4	72	0	46	
Byrd II	4	19	0	11	
Ward	3	69	0	45	
Furuta	2	7	0	5	
DEFENSE:	TOT	SK	TFL	INT	PBU
Okeke	9	0.0	0.0	0	0
Muasau	8	0.0	1.0	0	0
Bethley	7	0.0	0.0	0	0
Matautia	7	0.0	0.0	0	0

2019 GAME RECAPS

SOFI HAWAI'I BOWL

BRIGHAM YOUNG 34
HAWAI'I 38

December 24, 2019 • 3:00 p.m. HT

Honolulu, O'ahu • Aloha Stadium

Attendance: 21,582



	1	2	3	4	OT	Final
Brigham Young (7-6)	7	17	7	3	-	34
Hawai'i (10-5)	14	17	0	7	-	38

SCORING SUMMARY

						UH	BYU
1st	UH	TD	7:32	Smart 7-yd pass from McDonald (Meskell PAT)		7	0
	UH	TD	4:55	Smart 40-yd pass from McDonald (Meskell PAT)		14	0
	BY	TD	0:54	Katoa 1-yd rush (Oldroyd PAT)		14	7
2nd	UH	TD	13:33	McDonald 1-yd rush (Meskell PAT)		21	7
	BY	TD	9:42	Wilson 1-yd rush (Oldroyd PAT)		21	14
	UH	FG	5:50	Meskell 46-yd field goal		24	14
	BY	TD	3:16	Simon 11-yd rush (Oldroyd PAT)		24	21
	UH	TD	1:16	Sharsh 18-yd pass from McDonald (Meskell PAT)		31	21
	BY	FG	0:18	Oldroyd 37-yd field goal		31	24
3rd	BY	TD	11:58	Wilson 2-yd rush (Oldroyd PAT)		31	31
4th	BY	FG	14:56	Oldroyd 20-yd field goal		31	34
	UH	TD	1:17	Mardner 24 yd pass from McDonald (Meskell PAT)		38	34

GAME NOTES

- ▶ Bowl MVP Cole McDonald finished with five total touchdowns – four passing and one rushing – and threw for a career-high 493 yards.
- ▶ His 24-yard touchdown pass to Nick Mardner with 1:17 left proved to be the game-winner.
- ▶ The Rainbow Warriors finished with 10 wins for the first time since 2010 and for just the seventh time in school history.
- ▶ The Warriors also snapped a five-game losing skid against BYU while posting their first back-to-back winning seasons since 2006-07.
- ▶ After an explosive first half in which the Rainbow Warriors led 31-24, UH went scoreless in the second half until Mardner's game-winning touchdown.
- ▶ Khoury Bethley tallied a career-high 10 tackles along with his two picks, his second interception of the game in the closing seconds sealed the win.
- ▶ Hawai'i improved 7-6 all-time in bowl games, including 5-4 in the Hawai'i Bowl.
- ▶ UH has won 17 of its last 19 non-conference home games and are 12-2 in those games under Nick Rolovich.
- ▶ UH played its 15th game of the season, the most in a single season in program history.

TEAM STAT COMPARISON

	UH	BYU
FIRST DOWNS	19	29
RUSHES-YARDS (NET)	27-2	40-231
PASSING YDS (NET)	493	274
Passes Att-Comp-Int	28-47-0	24-41-2
TOTAL OFFENSE PLAYS-YARDS	74-495	81-505
Fumble Returns-Yards	0-0	0-0
Punt Returns-Yards	3-97	1-[-9]
Kickoff Returns-Yards	2-27	7-129
Interception Returns-Yards	2-29	0-0
Punts (Number-Avg)	4-42.2	4-41.2
Fumbles-Lost	0-0	2-1
Penalties-Yards	6-59	2-20
Possession Time	29:2940	30:31
Third-Down Conversions	9 of 18	6 of 14
Fourth-Down Conversions	1 of 1	0 of 0
Red-Zone Scores-Chances	5-5	4-4
Sacks By: Number-Yards	1-3	5-36

HAWAI'I TOP PERFORMERS

RUSHING:	No.	Yds.	Avg.	TD	LG
Reed	10	17	1.7	0	4
Sharsh	1	3	3.0	0	3
PASSING:	C-Att-I	Yds	TD	LG	SK
McDonald	28-46-0	493	4	58	4
Cordeiro	0-1-0	0	0	0	1
RECEIVING:	No.	Yds.	TD	LG	
Ward	7	159	0	47	
Smart	7	142	2	58	
Sharsh	7	90	1	21	
Byrd II	3	29	0	20	
Mardner	2	62	1	38	
DEFENSE:	TOT	SK	TFL	INT	PBU
Bethley	10	0.0	1.0	2	0
Thomas	9	1.0	1.0	0	0
Ford	7	0.0	0.0	0	2

RIVALRY TROPHIES



PANIOLO TROPHY

Established: 1979

Current Holder: Hawai'i (W, 17-13; 2018)

- Awarded to the winner of the Hawai'i-Wyoming football game.
- The term paniolo is used to reference cowboys in Hawai'i.
- Donated by the Wyoming Paniolo Society, a group of Hawai'i residents with roots in Wyoming in an effort to strengthen the bond of friendship between the two institutions.
- The trophy was awarded annually from 1979-97 when both teams were members of the Western Athletic Conference.
- Renewed in 2013 when the teams met for the first time as Mountain West rivals.

KUTER TROPHY (pronounced COO-ter)

Established: 1980

Current Holder: Air Force (W, 56-26; 2019)

- Awarded to the winner of the Hawai'i-Air Force football game.
- Named for the late General Laurence S. Kuter, the first head of the Pacific Air Forces Command in 1957.
- Conceived by UH, sponsored by the Pacific Air Command, and designed by the Air Force Academy.
- Presented annually from 1980-97 when both teams were members of the Western Athletic Conference.
- Renewed in 2001 during a non-conference game and again with UH joining the Mountain West Conference in 2012.



ISLAND SHOWDOWN TROPHY

Established: 2017

Current Holder: Hawai'i (W, 21-7; 2019)

- Awarded to the winner of the Hawai'i-UNLV football game.
- Sponsored by The California Hotel, the trophy includes both a pineapple - a Vegas-style gold pineapple - and a variation of the Welcome to Fabulous Las Vegas sign.
- Las Vegas has earned the nickname "The Ninth Island" for its long-standing popularity with Hawai'i visitors and transplants.
- Debuted in 2017, although UNLV and Hawai'i squared off 25 times prior between 1969 and 2016.

DICK TOMEY LEGACY TROPHY

Established: 2019

Current Holder: Hawai'i (W, 42-40; 2019)

- Awarded to the winner of the Hawai'i-San José State game.
- Tomey put Hawai'i football on the NCAA Division I map as its head coach for 10 seasons (1977-86).
- After a successful 14-year stint at Arizona, he went on to coach at San José State for five seasons, (2005-09), where he revitalized and energized the Spartan program.
- San José State and Hawai'i first met on the football field on Dec. 11, 1936 and squared off 19 times as non-conference opponents before becoming Western Athletic Conference rivals in 1996 and later Mountain West foes in 2013.



2019 SEASON REVIEW

SEASON HIGHLIGHTS

- ▶ UH won the SoFi Hawai'i Bowl with a 38-34 victory over BYU, marking the program's fifth Hawai'i Bowl victory and second in the last four years.
- ▶ UH made consecutive bowl appearances for the first time since 2006-08 and went bowling for the third time in four seasons — all to the SoFi Hawai'i Bowl. This year's bowl appearance was the program's 13th all-time and ninth to the Hawai'i Bowl.
- ▶ UH's 10 wins were the most since 2010 and marks just the seventh double-digit win total in program history.
- ▶ The Warriors posted back-to-back 8+-win seasons and consecutive winning seasons for the first time since 2006-07.
- ▶ Since joining the Mountain West in 2012, UH captured its first West Division title and made its first-ever MW Championship game appearance.
- ▶ UH's four-game win streak during the season was the longest since a six-game streak in 2010. The Warriors finished the season winning five of their last six.
- ▶ UH opened the year with three straight Pac-12 opponents posting wins over Arizona and Oregon State in its first two games before falling at Washington.
- ▶ UH won two of its rivalry games, retaining the Island Showdown Trophy with a 21-7 win over UNLV and capturing the inaugural Dick Toney Legacy Trophy with a 42-40 victory over San José State. The Warriors lost control of the Kuter Trophy after a loss to Air Force.
- ▶ UH finished with a 3-1 road MW mark for the third time in four years.

- ▶ For the second consecutive year, UH ranked in the nation's Top 10 in passing offense, averaging 337.1 yards per game which was fifth-best. Quarterback Cole McDonald finished third in the country in passing yards with 4,135.
- ▶ UH's 51-point margin of victory over Nevada (54-3) was the largest ever in a MW game in program history. It was also the second-largest ever in a conference road game (WAC & MW) and third-largest overall road win.
- ▶ UH held a 32-point halftime lead (35-3) in a win at New Mexico, its largest on the road in program history.
- ▶ UH and San José State combined for zero punts in the Nov. 9 match-up, marking the first time that's happened in FBS history.
- ▶ Cole McDonald became just the third UH player to throw for 3,000+ yards in multiple seasons. McDonald finished the year with 4,135 passing yards, the eighth-highest single-season total in program history.
- ▶ For the sixth time in FBS history, UH featured three 1,000-yard receivers in the same season as JoJo Ward, Jared Smart, and Cedric Byrd all eclipsed the 1,000-yard mark. UH is the only program to have accomplished that feat twice. The trio of Davone Bess, Ryan Grice-Mullen and Jason Rivers also did it in 2007.
- ▶ UH was the only team in the nation to feature six different players with 100-yard receiving games this season.
- ▶ UH received votes in the Amway Coaches poll for seven weeks during the season, including three votes in the final poll (tied for 38th nationally).

- ▶ Head coach Nick Rolovich was selected as the MW's Coach of the Year, becoming the program's first MW honoree and UH's seventh all-time conference recipient.
- ▶ Rolovich was the fifth UH coach to lead his team to a 10-win season and first since Greg McMackin (2010).
- ▶ A total of 11 Warriors were named to the all-MW teams, the most since the school joined the Mountain West. Senior slot receiver Cedric Byrd was the team's lone representative on the first team while Cole McDonald, JoJo Ward, and Ilim Manning were second-team picks.

GOING BOWLING

- ▶ Hawai'i made a bowl game for the third time in four years and 13th time overall.
- ▶ UH made a record ninth Hawai'i Bowl appearance in 2019. It also marked the program's 11th bowl game in the state of Hawai'i, which includes the 1989 Aloha Bowl and 1999 O'ahu Bowl.
- ▶ UH now has a 7-6 all-time bowl record.
- ▶ UH appeared in a bowl game six times during a seven-year span from 2002-08, missing out in 2005.

BOWL-BOUND COMPETITION

- ▶ Five UH opponents this season competed in bowl games—Washington (Las Vegas), Boise State (Las Vegas), Air Force (Cheez-It), San Diego State (New Mexico), and Nevada (Potato).
- ▶ UH went 2-4 against those teams.
- ▶ Four of those teams were nationally ranked during the match-up, including Boise State at No. 14 in both AP and Coaches polls. UH defeated San Diego State when they were ranked No. 25 in the Amway Coaches poll.

2019 RAINBOW WARRIOR SCHEDULE

Date	Opponent (AP/Coaches)	Result/Time	TV	Notes
Aug. 24	ARIZONA	W, 45-38	CBSSN	AZ QB Tate stopped at 1-yd line to end game; Byrd 14 rec, 224 yd, 4 TD
Sept. 7	OREGON STATE	W, 31-28	Spectrum	UH erases 14-point 1st half deficit; Meskell 28-yd FG w/2:17 left
Sept. 14	at Washington (#23/21)	L, 20-52	Pac-12	UW led 38-0 before UH scored 20 unanswered; Reed 2 rush TDs
Sept. 21	CENTRAL ARKANSAS (HC)	W, 35-16	Spectrum	UH led 28-0 midway thru 2Q; McDonald 300 yds. passing, 4 TD
Sept. 28	at Nevada*	W, 54-3	ESPN2	First win in Reno since '07; largest MW win ever; 3rd largest on road
Oct. 12	at Boise State* (#14/14)	L, 37-59	ESPN2	Broncos turned 3 UH fumbles into 21 points and 31-7 lead
Oct. 19	AIR FORCE*	L, 26-56	CBSSN	UH outscored 28-6 in the 2nd half; AFA regains Kuter Trophy
Oct. 26	at New Mexico*	W, 45-31	Spectrum	First win over UNM since '91; largest halftime road lead 35-3 ever
Nov. 2	FRESNO STATE*	L, 38-41	Spectrum	FS game-winning FG as time expired after UH scored 14 straight
Nov. 9	SAN JOSÉ STATE*	W, 42-40	Spectrum	Cordeiro 309 yds pass, 55 yds rush, 5 total TDs in 2nd career start
Nov. 16	at UNLV*	W, 21-7	Spectrum	First win in Vegas since '07; McDonald 2 rushing TDs
Nov. 23	SAN DIEGO STATE* (RV/25)	W, 14-11	Spectrum	Battle of West Division leaders; UH advances to MW Championship
Nov. 30	ARMY WEST POINT	W, 52-31	CBSSN	Cordeiro/McDonald combine for 5 TD passes and 359 yards
MOUNTAIN WEST CHAMPIONSHIP				
Dec. 7	at Boise State (#19/17)	L, 10-31	ESPN	UH held to lowest scoring output; trailed 17-3 at the half
SoFi HAWAII BOWL				
Dec. 24	BYU	W, 38-34	ESPN	UH breaks 5-game skid vs. Cougars in first-ever postseason match-up

BOLD CAPS = Home games played at Aloha Stadium All times local to site * = Mountain West game

2019 SEASON REVIEW

RECEIVING VOTES

▶ UH received votes in the Amway Coaches poll for seven weeks during the season, including the final poll in which the Warriors picked up three votes.

▶ UH received seven points after opening the season with wins over the Pac-12's Arizona and Oregon State and in the last regular-season poll.

10-WIN SEASONS

▶ This season marks the seventh 10-win season in program history and first since 2010.

▶ Nick Rolovich is the fifth different UH head coach to lead his team to a 10-win season.

HOW THE WEST WAS WON

▶ Since joining the Mountain West in 2012, UH captured its first West Division title with a 5-3 mark. Hawai'i won the head-to-head tie-breaker with San Diego State by virtue of a 14-11 victory, Nov. 23.

▶ After starting league play with a 1-2 mark, UH won four of its final five MW games, including its last three.

▶ UH finished second or better in the West Division in three of four seasons under Nick Rolovich. In the previous four seasons, UH was 4-28 and never finished higher than fourth in its division.

▶ UH lost in the MW Championship game to Boise State in its attempt for its fifth conference title. Hawai'i captured Western Athletic Conference titles in 1992, '99, 2007, and '10.

COACH OF THE YEAR

▶ Head coach Nick Rolovich was selected as the Mountain West's Coach of the Year as voted by a panel of the league's head coaches and media.

▶ Rolovich is the program's first MW Coach of the Year honoree and the first UH head coach to win a conference Coach of the Year award since June Jones in 2007.

▶ Overall, Rolovich earned UH's seventh Coach of Year award and joins Jones (3x), Bob Wagner (2x), and Dick Tomey, all of whom were honored by the Western Athletic Conference.

CONFERENCE HONORS

▶ UH placed one member on the All-Mountain West first team, three on the second team, and seven received honorable mention.

▶ UH's 11 honorees were the most since the school joined the Mountain West.

▶ Senior slot receiver Cedric Byrd II was the team's lone representative on the first team, marking the sixth consecutive year that a UH player made the first team.

RELYING ON THE PASS

▶ In addition to its No. 5 national ranking in passing yards per game (337.1), UH also ranks in the Top 5 in several other passing categories.

▶ UH is tied for No. 4 nationally with 20 pass plays of 40+ yards.

▶ Since 2000, UH ranks second to Texas Tech among all FBS teams in passing yards (TTU-94,951, UH-84,149). Incidentally, the 2000 season was head coach Nick Rolovich's first season at quarterback for the Warriors and the run-and-shoot was in its second year.

TRIPLE THOUSAND

▶ UH featured three 1,000-yard receivers, which marks the second time in program history and only the sixth time in FBS history.

▶ JoJo Ward led the team with 1,134 yards followed by Jared Smart (1,129) and Cedric Byrd II (1,097).

▶ UH's 2007 squad also accomplished the feat when receivers Ryan Grice-Mullen (1,372), Davone Bess (1,266), and Jason Rivers (1,174) all broke the 1,000-yard mark.

▶ Four other teams featured three 1,000-yard receivers including Texas Tech (2003), Tulsa (2007), Houston (2009), and Fresno State (2013).

DEFENSIVE MINDED

▶ UH's four defensive touchdowns was one shy of tying the single-season record of five held by the 2007 squad.

▶ UH's 14 interceptions is the most since the 2011 squad also had 14.

▶ UH shut-out six opponents in the third quarter this season and pitched three second-half shutouts (Oregon State, Nevada, UNLV).

▶ The defense allowed only three first half points to New Mexico as UH built its largest halftime lead in a road game in program history (35-3).

▶ In a win over Nevada, UH allowed a season-low 203 yards of total offense.

▶ After surrendering a 1st-quarter TD, UH shut-out UNLV over the final three quarters and allowed only 235 yards of total offense.

▶ UH shut out Oregon State in the second half and allowed only 150 yards of total offense after the break after surrendering 28 points and 282 yards in the first half.

▶ In its opener versus Arizona, the defense came up with the play of the game as safety Kalen Hicks and lineman Manly Williams teamed up for the game-saving tackle of UA's Khalil Tate at the 1-yard line. Williams' effort made national news as he sprinted 40-yards down field for the tackle.

2019 AWARDS & HONORS

CEDRIC BYRD II (WR)

All-Mountain West First Team
MW Offensive Player of the Week (Sept. 2)
Paul Hornung Award Honor Roll (Sept. 30)
Fred Biletnikoff Award Watch List
Preseason All-MW

CHEVAN CORDEIRO (QB)

MW Offensive Player of the Week (Nov. 11)
Manning Award Stars of the Week (Nov. 11)

CORTEZ DAVIS (DB)

All-Mountain West Honorable Mention

ROJESTERMAN FARRIS II (DB)

All-Mountain West Honorable Mention

EUGENE FORD (DB)

Allstate AFCA Good Works Team Watch List

DAYTON FURUTA (RB)

Doak Walker Award Watch List
Polynesian Player of the Year Watch List

KOHL LEVAO (OL)

Polynesian Player of the Year Watch List
Rimington Trophy Watch List

ILM MANNING (OL)

All-Mountain West Second Team

SOLOMON MATAUTIA (LB)

All-Mountain West Honorable Mention
Polynesian Player of the Year Watch List

COLE MCDONALD (QB)

All-Mountain West Second Team
Johnny Unitas Golden Arm Award Finalist
Manning Award Stars of the Week (Oct. 28)
MW Offensive Player of the Week (Sept. 30)
Davey O'Brien Award Watch List
Manning Award Watch List
Maxwell Award Watch List
SoFi Hawai'i Bowl MVP

RYAN MESKELL (PK)

Lou Groza Award Watch List

KAIMANA PADELLO (DL)

All-Mountain West Honorable Mention
Burlsworth Trophy Nominee
Polynesian Player of the Year Watch List
Wuerffel Trophy Watch List

PENEI PAVIHI (LB)

Polynesian Player of the Year Watch List

GENE PRYOR (OL)

All-Mountain West Honorable Mention

BLESSMAN TA'ALA (OL)

All-Mountain West Honorable Mention

TAAGA TUULIMA (OL)

All-Mountain West Honorable Mention

SOLO VAIPULU (OL)

Polynesian Player of the Year Watch List

JOJO WARD (WR)

All-Mountain West Second Team
MW Offensive Player of the Week (Sept. 9)
Earl Campbell Tyler Rose Award National Player of the Week (Week 2)
Earl Campbell Tyler Rose Award National Player of the Week Honorable Mention (Week 11)
CFPA Hon. Mention National Performer (Week 2)
Fred Biletnikoff Award Watch List
Earl Campbell Tyler Rose Award Watch List

2019 MW REVIEW

2019 MW STANDINGS

MOUNTAIN (AP/Coaches)	MW	Pct	Home	Away	Overall	Pct	Home	Away	Neut	Streak
Boise State (23/22)%^	8-0	1.000	4-0	4-0	12-2	.857	7-0	5-1	0-1	L1
Air Force (22/23)	7-1	.875	4-0	3-1	11-2	.846	6-0	4-2	1-0	W8
Utah State	6-2	.750	3-1	3-1	7-6	.538	4-2	3-3	0-1	L1
Wyoming	4-4	.500	4-0	0-4	8-5	.615	6-0	1-5	1-0	W1
Colorado State	3-5	.375	1-3	2-2	4-8	.333	2-4	2-3	0-1	L3
New Mexico	0-8	.000	0-4	0-4	2-10	.167	2-4	0-6	0-0	L9

WEST (AP/Coaches)	MW	Pct	Home	Away	Overall	Pct	Home	Away	Neut	Streak
Hawai'i (-/RV)%	5-3	.625	2-2	3-1	10-5	.667	7-2	3-3	0-0	W1
San Diego State (RV/RV)	5-3	.625	2-2	3-1	10-3	.769	4-2	5-1	1-0	W2
Nevada	4-4	.500	2-2	2-2	7-6	.538	4-2	3-3	0-1	L2
San José State	2-6	.250	2-2	0-4	5-7	.417	3-3	2-4	0-0	W1
Fresno State	2-6	.250	1-3	1-3	4-8	.333	2-4	2-4	0-0	L4
UNLV	2-6	.250	1-3	1-3	4-8	.333	2-4	2-4	0-0	W2

% - Division champion ^ - Conference champion

PLAYERS OF THE WEEK

Offense

S 2	Cedric Byrd II, UH
S 9	JoJo Ward, UH
S 16	Donald Hammond III, AFA
S 23	Josh Love, SJSU
S 30	Cole McDonald, UH
0 7	Josh Love, SJSU
0 14	Warren Jackson, CSU
0 21	Mike Schmidt, AFA
0 28	Xazavian Valladay, WYO
N 4	George Holani, BSU
N 11	Chevan Cordeiro, UH
N 18	Jaylon Henderson, BSU
N 25	Donald Hammond III, AFA
D 2	Kenyon Oblad, UNLV

Defense

S 2	Alijah Halliburton, WYO
S 9	Kyahva Tezino, SDSU
S 16	Jeremy Fejedelem, AFA
S 23	Bobby Brown II, SJSU
S 30	David Woodward, USU
0 7	Luq Barcoo, SDSU
0 14	Javin White, UNLV
0 21	Justin Rice, FRES
0 28	Logan Stewart, CSU
N 4	Evan Williams, FRES
N 11	Sam Hammond, NEV
N 18	Ksiazek, AFA/Munoz, USU
N 25	Jericho Flowers, UNLV
D 2	Jeremy Fejedelem, AFA

Special Teams

S 2	Talton, NEV/Sachse, BSU
S 9	Matt Araiza, SDSU
S 16	Brandon Talton, NEV
S 23	Dominik Eberle, USU
S 30	Savon Scarver, USU
0 7	Matt Mercurio, SJSU
0 14	Brandon Talton, NEV
0 21	Brandon Hecklen, SDSU
0 28	Matt Mercurio, SJSU
N 4	Avery Williams, BSU
N 11	Dominik Eberle, USU
N 18	Dominik Eberle, USU
N 25	Brandon Hecklen, SDSU
D 2	Brandon Hecklen, SDSU

INDIVIDUAL HONORS

Offensive Player of the Year:

Josh Love, QB, Utah State

Defensive Player of the Year:

Curtis Weaver, DE, Boise State

Special Teams POY:

Avery Williams, RS, Boise St.

Freshman of the Year:

George Holani, RB, Boise St.

Coach of the Year:

Nick Rolovich, Hawai'i

MW BOWL GAMES

TROPICAL SMOOTHIE FRISCO BOWL

Dec. 20, 2019

Frisco, Texas | TV: ESPN2

Kent State 51, **Utah State** 41



NEW MEXICO BOWL

Dec. 21, 2019

Albuquerque, N.M.

TV: ESPN

San Diego St. 48, Central Michigan 11



MITSUBISHI MOTORS LAS VEGAS BOWL

Dec. 21, 2019

Las Vegas, Nev.

TV: ABC

Washington 38, **Boise State** 7



SOFI HAWAII BOWL

Dec. 24, 2019

Honolulu, O'ahu

TV: ESPN

Hawai'i 38, BYU 34



CHEEZ-IT BOWL

Dec. 27, 2019

Phoenix, Ariz.

TV: ESPN

Air Force 31, Washington State 21



NOVA HOME LOANS ARIZONA BOWL

Dec. 31, 2019

Tucson, Ariz.

TV: CBS Sports Network

Wyoming 38, Georgia State 17



FAMOUS IDAHO POTATO BOWL

Jan. 3, 2020

Boise, Idaho

TV: ESPN

Ohio 30, **Nevada** 21



FINAL NATIONAL POLLS

CFP RANKINGS

Rk	Team
1	LSU
2	Ohio State
3	Clemson
4	Oklahoma
5	Georgia
6	Oregon
7	Baylor
8	Wisconsin
9	Florida
10	Penn State
11	Utah
12	Auburn
13	Alabama
14	Michigan
15	Notre Dame
16	Iowa
17	Memphis
18	Minnesota
19	Boise State
20	Appalachian St
21	Cincinnati
22	USC
23	Navy
24	Virginia
25	Oklahoma St

ASSOCIATED PRESS

Rk	Team (1st PI)
1	LSU (62)
2	Clemson
3	Ohio State
4	Georgia
5	Oregon
6	Florida
7	Oklahoma
8	Alabama
9	Penn State
10	Minnesota
11	Wisconsin
12	Notre Dame
13	Baylor
14	Auburn
15	Iowa
16	Utah
17	Memphis
18	Michigan
19	Appalachian St
20	Navy
21	Cincinnati
22	Air Force
23	Boise State
24	UCF
25	Texas

AMWAY COACHES

Rk	Team (1st PI)
1	LSU (65)
2	Clemson
3	Ohio State
4	Georgia
5	Oregon
6	Oklahoma
7	Florida
8	Alabama
9	Penn State
10	Minnesota
11	Notre Dame
12	Baylor
13	Wisconsin
14	Auburn
15	Iowa
16	Utah
17	Memphis
18	Appalachian St
19	Michigan
20	Navy
21	Cincinnati
22	Boise State
23	Air Force
24	UCF
25	Virginia

2019 ALL-MOUNTAIN WEST FIRST TEAM

OFFENSE

Pos.	Player	Cl.	Team
QB	Josh Love	Sr.	San José State
WR	Warren Jackson	Jr.	Colorado State
WR	Cedric Byrd II	Sr.	Hawai'i
WR	Tre Walker	Jr.	San José State
RB	Charles Williams	Jr.	UNLV
RB	Xazavian Valladay	So.	Wyoming
TE	Trey McBride	So.	Colorado State
OL	Scott Hattok	Sr.	Air Force
OL	Nolan Laufenberg	Jr.	Air Force
OL	Ezra Cleveland	Jr.	Boise State
OL	John Molchon	Sr.	Boise State
OL	Keith Ismael	Jr.	San Diego St.
PK	Dominik Eberle	Sr.	Utah State
KR	Savon Scarver	Jr.	Utah State

DEFENSE

Pos.	Player	Cl.	Team
DL	Mosese Fifita	Sr.	Air Force
DL	Curtis Weaver	Jr.	Boise State
DL	Dom Peterson	So.	Nevada
DL	Myles Cheatum	Sr.	San Diego St.
DL	Cameron Thomas	Fr.	San Diego St.
LB	Justin Rice	Jr.	Fresno State
LB	Mykal Walker	Sr.	Fresno State
LB	Kyahva Tezino	Sr.	San Diego St.
LB	David Woodward	Jr.	Utah State
LB	Logan Wilson	Sr.	Wyoming
DB	Kekaula Kaniho	Jr.	Boise State
DB	Jamal Hicks	Sr.	Colorado State
DB	Luq Barcoo	Sr.	San Diego St.
DB	Alijah Halliburton	Sr.	Wyoming
P	Ryan Stonehouse	Jr.	Colorado State
PR	Avery Williams	Jr.	Boise State

2019 FINAL STATISTICS

TEAM STATISTICS	UH	OPP
SCORING	508	478
Points Per Game	33.9	31.9
Points Off Turnovers	73	131
FIRST DOWNS	367	341
Rushing	125	156
Passing	223	157
Penalty	19	28
RUSHING YARDAGE	2009	3042
Yards gained rushing	2291	3225
Yards lost rushing	282	183
Rushing Attempts	421	545
Average Per Rush	4.8	5.6
Average Per Game	133.9	202.8
TDs Rushing	21	37
PASSING YARDAGE	5056	3428
Comp-Att-Int	396-635-17	286-484-14
Average Per Pass	8.0	7.1
Average Per Catch	12.8	12.0
Average Per Game	337.1	228.5
TDs Passing	42	23
TOTAL OFFENSE	7065	6470
Total Plays	1056	1029
Average Per Play	6.7	6.3
Average Per Game	471.0	431.3
KICK RETURNS: #-Yards	49-1092	30-654
PUNT RETURNS: #-Yards	21-102	12-165
INT RETURNS: #-Yards	14-323	17-220
KICK RETURN AVERAGE	22.3	21.8
PUNT RETURN AVERAGE	4.9	13.8
INT RETURN AVERAGE	23.1	12.9
FUMBLES-LOST	18-13	11-5
PENALTIES-Yards	103-918	88-767
Average Per Game	61.2	51.1
PUNTS-Yards	42-1743	55-2259
Average Per Punt	41.5	41.1
Net punt average	36.1	37.8
KICKOFFS-Yards	92-5531	93-5418
Average Per Kick	60.1	58.3
Net kick average	40.0	38.7
TIME OF POSSESSION/Game	31:22	28:38
3RD-DOWN Conversions	88/186	80/194
3rd-Down Pct	47%	41%
4TH-DOWN Conversions	20/33	12/26
4th-Down Pct	61%	46%
SACKS BY-Yards	17-75	27-173
MISC YARDS	0	3
TOUCHDOWNS SCORED	68	61
FIELD GOALS-ATTEMPTS	10-17	17-25
ON-SIDE KICKS	0-1	0-0
RED-ZONE SCORES	(49-59) 83%	(46-54) 85%
RED-ZONE TOUCHDOWNS	(43-59) 73%	(32-54) 59%
PAT-ATTEMPTS	(64-64) 100%	(59-60) 98%
ATTENDANCE	211090	177123
Games/Avg Per Game	9/23454	6/29520
Neutral Site Games		0/0

SCORE BY QUARTERS	1st	2nd	3rd	4th	OT	Total
Hawai'i	114	187	86	121	-	508
Opponents	96	170	104	108	-	478

2019 FINAL STATISTICS

RUSHING	GP-GS	Att	Gain	Loss	Net	Avg	TD	LG	Avg/G
REED, Miles	15	174	962	54	908	5.2	8	31	60.5
MCDONALD, Cole	14	101	529	146	383	3.8	7	76	27.4
HOLLY III, Fred	12	52	297	5	292	5.6	2	32	24.3
CORDEIRO, Chevan	12	40	250	38	212	5.3	3	26	17.7
KELIILIKI, Hekili	15	17	88	3	85	5.0	0	23	5.7
FURUTA, Dayton	6	13	67	0	67	5.2	1	17	11.2
VICTOR, Lincoln	12	2	49	0	49	24.5	0	42	4.1
BYRD II, Cedric	15	4	36	0	36	9.0	0	29	2.4
SHARSH, Jason-Matthew	15	3	13	0	13	4.3	0	7	0.9
STOVALL, Melquise	5	1	0	0	0	0.0	0	0	0.0
UAHINUI, Justin	2	1	0	8	-8	-8.0	0	0	-4.0
Total	15	421	2291	282	2009	4.8	21	76	133.9
Opponents	15	545	3225	183	3042	5.6	37	67	202.8



MILES REED

PASSING	G-GS	Effic	Cmp-Att-Int	Pct	Yds	TD	LG	Avg/G
MCDONALD, Cole	14	147.60	326-511-14	63.8	4135	33	59	295.4
CORDEIRO, Chevan	12	137.99	69-120-3	57.5	907	8	71	75.6
UAHINUI, Justin	2	182.53	1-3-0	33.3	14	1	14	7.0
Total	15	145.72	396-635-17	62.4	5056	42	71	337.1
Opponents	15	128.48	286-484-14	59.1	3428	23	75	228.5



COLE MCDONALD

RECEIVING	G-GS	No.	Yds	Avg	TD	LG	Avg/G
BYRD II, Cedric	15	98	1097	11.2	10	46	73.1
SMART, Jared	15	87	1129	13.0	5	58	75.3
SHARSH, Jason-Matthew	15	87	913	10.5	5	30	60.9
WARD, JoJo	15	65	1134	17.4	11	71	75.6
STOVALL, Melquise	5	18	248	13.8	4	59	49.6
VICTOR, Lincoln	12	10	86	8.6	3	17	7.2
FURUTA, Dayton	6	6	24	4.0	0	8	4.0
MARDNER, Nick	12	5	169	33.8	2	50	14.1
PHILLIPS, James	4	5	52	10.4	0	18	13.0
NOA, Kumoku	2	4	120	30.0	1	57	60.0
FUNKHOUSER, Robert	5	4	36	9.0	1	14	7.2
REED, Miles	15	3	16	5.3	0	6	1.1
HOLLY III, Fred	12	2	7	3.5	0	0	0.6
EALY, Mekel	2	1	19	19.0	0	19	9.5
JOHNSON, John	6	1	6	6.0	0	6	1.0
Total	15	396	5056	12.8	42	71	337.1
Opponents	15	286	3428	12.0	23	75	228.5



CEDRIC BYRD II

INTERCEPTIONS	No.	Yds	Avg	TD	LG
KANESHIRO, Kai	3	59	19.7	1	55
OKEKE, Ikem	3	62	20.7	0	49
MATAUTIA, Solomon	2	28	14.0	1	14
BETHLEY, Khoury	2	29	14.5	0	21
HICKS, Kalen	1	0	0.0	0	0
SCOTT, Paul	1	2	2.0	0	2
FARRIS II, Rojesterman	1	100	100.0	1	100
DAVIS, Cortez	1	43	43.0	1	43
Total	14	323	23.1	4	100
Opponents	17	220	12.9	1	92

FUMBLE RETURNS	No.	Yds	Avg	TD	LG
Total	0	0	0.0	0	0
Opponents	4	34	8.5	0	11

2019 FINAL STATISTICS

SCORING	TD	FGs	PATs				DXP	SAF	PTS
			Kick	Rush	Rev	Pass			
MESKELL, Ryan	0	10-17	64-64	0-0	0	0-0	0	0	94
WARD, JoJo	11	0-0	0-0	0-0	0	0-0	0	0	66
BYRD II, Cedric	10	0-0	0-0	0-0	0	0-0	0	0	60
REED, Miles	8	0-0	0-0	0-0	0	0-0	0	0	48
MCDONALD, Cole	7	0-0	0-0	1-2	0	0-1	0	0	44
SMART, Jared	5	0-0	0-0	0-0	0	0-0	0	0	30
SHARSH, Jason-Matthew	5	0-0	0-0	0-0	0	0-0	0	0	30
STOVALL, Melquise	4	0-0	0-0	1-1	0	0-0	0	0	26
CORDEIRO, Chevan	3	0-0	0-0	0-0	0	0-0	0	0	18
VICTOR, Lincoln	3	0-0	0-0	0-0	0	0-0	0	0	18
HOLLY III, Fred	2	0-0	0-0	0-0	0	0-0	0	0	12
MARDNER, Nick	2	0-0	0-0	0-0	0	0-0	0	0	12
FURUTA, Dayton	1	0-0	0-0	0-0	0	0-0	0	0	6
FUNKHOUSER, Robert	1	0-0	0-0	0-0	0	0-0	0	0	6
NOA, Kumoku	1	0-0	0-0	0-0	0	0-0	0	0	6
DAVIS, Cortez	1	0-0	0-0	0-0	0	0-0	0	0	6
FARRIS II, Rojesterman	1	0-0	0-0	0-0	0	0-0	0	0	6
MATAUTIA, Solomon	1	0-0	0-0	0-0	0	0-0	0	0	6
AUGAFA, Justice	1	0-0	0-0	0-0	0	0-0	0	0	6
KANESHIRO, Kai	1	0-0	0-0	0-0	0	0-0	0	0	6
TEAM	0	0-0	0-0	0-0	0	0-0	0	1	2
Total	68	10-17	64-64	2-3	0	0-1	0	1	508
Opponents	61	17-25	59-60	1-1	0	0-0	0	0	478

FIELD GOALS	FG	Pct	01-19	20-29	30-39	40-49	50+	Lg	Blk
MESKELL, Ryan	10-17	58.8	0-0	3-4	1-2	5-9	1-2	50	1

TOTAL OFFENSE	G	Plays	Rush	Pass	Total	Avg/G
MCDONALD, Cole	14	612	383	4135	4518	322.7
CORDEIRO, Chevan	12	160	212	907	1119	93.2
REED, Miles	15	174	908	0	908	60.5
HOLLY III, Fred	12	52	292	0	292	24.3
KELILIKI, Hekili	15	17	85	0	85	5.7
FURUTA, Dayton	6	13	67	0	67	11.2
VICTOR, Lincoln	12	2	49	0	49	4.1
BYRD II, Cedric	15	4	36	0	36	2.4
SHARSH, Jason-Matthew	15	3	13	0	13	0.9
UAHINUI, Justin	2	4	-8	14	6	3.0
Total	15	1056	2009	5056	7065	471.0
Opponents	15	1029	3042	3428	6470	431.3

FG SEQUENCE	Hawai'i	Opponents
Arizona	(34)	(53)
Oregon State	47,27,48,(28)	52
Washington	55,49	(23)
Central Arkansas	-	(35)
Nevada	(44)	(36)
Boise State	-	(38)
Air Force	(41),(27)	-
New Mexico	(24)	(39),48
Fresno State	(50)	35,56,(22),(37)
San José State	-	(28),(43),(43),(25)
UNLV	35	42
San Diego State	-	(27),48
Army	(42)	(32)
Boise State	(47)	(34),32
BYU	(46),40	(37),(20),41

Numbers in (parentheses) indicate field goal was made.

PUNTING	No.	Yds	Avg	Lg	TB	FC	I20	50+	Blk
GAUDION, Stan	22	861	39.1	55	1	10	6	2	0
SCRUTON, Ben	20	882	44.1	65	2	7	7	5	0
Total	42	1743	41.5	65	3	17	13	7	0
Opponents	55	2259	41.1	67	4	15	21	9	1

KICKOFFS	No.	Yds	Avg	TB	OB	Retn	Net	Ln
MESKELL, Ryan	92	5531	60.1	48	1			
Total	92	5531	60.1	48	1	654	40.0	25
Opponents	93	5418	58.3	29	0	1092	38.7	26



IKEM OKEKE



ROJESTERMAN FARRIS II

ALL PURPOSE	G	Rush	Rec	PR	KOR	IR	Tot	Avg/G
BYRD II, Cedric	15	36	1097	42	24	0	1199	79.9
WARD, JoJo	15	0	1134	1	31	0	1166	77.7
SMART, Jared	15	0	1129	2	0	0	1131	75.4
SHARSH, Jason-M	15	13	913	0	0	0	926	61.7
REED, Miles	15	908	16	0	0	0	924	61.6
STOVALL, Melquise	5	0	248	28	384	0	660	132.0
VICTOR, Lincoln	12	49	86	0	494	0	629	52.4
MCDONALD, Cole	14	383	0	0	0	0	383	27.4
HOLLY III, Fred	12	292	7	0	0	0	299	24.9
CORDEIRO, Chevan	12	212	0	0	0	0	212	17.7
MARDNER, Nick	12	0	169	0	0	0	169	14.1
AUGAFA, Justice	14	0	0	2	126	0	128	9.1
NOA, Kumoku	2	0	120	0	0	0	120	60.0
FARRIS II, R.	14	0	0	0	0	100	100	7.1
FURUTA, Dayton	6	67	24	0	0	0	91	15.2
KELILIKI, Hekili	15	85	0	0	0	0	85	5.7
OKEKE, Ikem	14	0	0	0	0	62	62	4.4
KANESHIRO, Kai	13	0	0	0	0	59	59	4.5
PHILLIPS, James	4	0	52	0	0	0	52	13.0
DAVIS, Cortez	15	0	0	0	0	43	43	2.9
FUNKHOUSER, R.	5	0	36	0	0	0	36	7.2
BETHLEY, Khoury	15	0	0	0	0	29	29	1.9
MATAUTIA, Solomon	15	0	0	0	0	28	28	1.9
CHOI, Andrew	12	0	0	27	0	0	27	2.2
PANOKE, Jonah	3	0	0	0	21	0	21	7.0
EALY, Mekel	2	0	19	0	0	0	19	9.5
SCOTT, Paul	14	0	0	0	13	2	15	1.1
JOHNSON, John	6	0	6	0	0	0	6	1.0
UAHINUI, Justin	2	-8	0	0	0	0	-8	-4.0
Total	15	2009	5056	102	1092	323	8582	572.1
Opponents	15	3042	3428	165	654	220	7509	500.

2019 FINAL STATISTICS

DEFENSIVE LEADERS	GP-GS	Tackles				TFL/Yds	Sacks No-Yards	Pass Def			Fumbles		Blkd	
		Solo	Ast	Total				Int-Yds	BrUp	QBH	Rcv-Yds	FF	Kick	Saf
5 BETHLEY, Khoury	15-12	61	22	83	2.0-4	.	.	2-29	1
27 MATAUTIA, Solomon	15-14	44	37	81	5.0-10	1.0-2	.	2-28	1	2
53 MUASAU, Darius	15-4	44	17	61	3.0-8	2-0	.	.	.
22 OKEKE, Ikem	14-7	35	21	56	2.0-9	1.0-5	.	3-62	7	.	.	1	.	.
8 FORD, Eugene	15-9	45	10	55	2.0-4	1.0-2	.	.	4	.	.	1	.	.
4 FARRIS II, Rojesterman	14-14	39	15	54	1.5-2	.	.	1-100	10	.	1-0	.	.	.
18 DAVIS, Cortez	15-13	44	9	53	3.5-4	.	.	1-43	13
2 PRITCHARD, Jeremiah	12-12	26	22	48	3.5-7	1.0-5	.	.	1	2
3 HICKS, Kalen	7-7	29	13	42	1.0-1	.	.	1-0	4
96 PADELLO, Kaimana	10-10	29	8	37	7.0-18	3.0-12	.	.	1	3	.	2	.	.
48 THOMAS, Derek	9-3	29	5	34	2.0-8	1.0-3	.	.	2	3
24 KANESHIRO, Kai	13-6	19	9	28	.	.	.	3-59	1
12 PICANCO, Kana'i	7-4	14	9	23	1.0-2	1.0-2	.	.	2	1	.	1	.	.
95 HUNE, Kendall	14-12	17	4	21	0.5-0	.	.	.	1	.	.	1	.	.
15 SCOTT, Paul	14-2	10	10	20	3.0-10	.	.	1-2	3
55 TA'ALA, Blessman	15-11	12	7	19	3.5-8	1.0-5	.	.	2	.	.	.	1	.
49 WILLIAMS, Manly	15-6	12	7	19	1.5-10	2	2-0	.	.	.
91 AKOTEU, Sam	11-3	10	9	19	1.0-1
92 MATTHEWS, DJuan	15-0	7	10	17	1.0-1
29 DALTON, Donovan	15-0	13	3	16	1.5-2	.	.	.	2
69 SE'EI, Azia	15-7	9	5	14	2.0-7	1
66 MOANANU, Eperone	12-0	4	9	13
47 KAMANA, Noa	15-1	7	5	12
43 VEGA, Mason	9-7	7	5	12	2.5-8	1.0-4	.	.	1	1
99 LAULU, Jonah	15-0	7	4	11	6.0-18	2.5-13	1	.	.
20 WILSON, Zach	12-1	5	2	7
51 MANUWAI, Makai	11-0	3	3	6	0.5-1	.	.	.	1
46 HO CHING, Tauivi	5-0	4	1	5
33 FISO, Steven	13-0	3	1	4
6 BYRD II, Cedric	15-15	4	.	4
35 KEENE, Jeffery	13-0	4	.	4
21 WASHINGTON, Michael	3-0	3	1	4
17 MESKELL, Ryan	15-0	3	1	4
59 CHOI, Andrew	12-0	2	1	3	2.5-20	2.5-20	1	.
42 KAHAHAWAI-WELCH, J.	9-0	2	1	3	1.0-5
11 AUGAFA, Justice	14-0	2	1	3
52 VAIPULU, Solo	10-9	2	.	2
23 FRANCISCO, Akil	14-0	.	2	2	1
50 TAVAI, Justus	3-0	2	.	2	1.0-2	1.0-2
34 PADELLO, KK	1-0	.	1	1
44 KELIILIKI, Hekili	15-0	1	.	1
98 SHAW, Foi	3-0	1	.	1
28 EMERSON, Nalu	4-0	1	.	1
23 SMART, Jared	15-15	1	.	1
39 KUEWA, Kalamaku	11-0	1	.	1
63 TUULIMA, Taaga	15-15	1	.	1
76 ELETISE, Michael	10-4	1	.	1
31 PETERSON, Tiger	3-0	.	1	1
61 FA'AGAU, Wesley	4-0	1	.	1
59 GRAVES, Emil	15-0	1	.	1
74 PRYOR, Gene	14-14	1	.	1
58 HIGGINS, Parker	1-0	1	.	1
7 FURUTA, Dayton	6-2	1	.	1
3 SHARSH, Jason-Matthew	15-14	1	.	1
TM TEAM	13-0	1
Total	15-0	625	291	916	61-170	17-75	14-323	58	15	5-0	7	2	1	
Opponents	15-0	638	224	862	58.0-249	27-173	17-220	55	4	13-34	13	1		

2019 FINAL STATISTICS

TEAM GAME HIGHS

Rushes	42	at San José State (Sep 29)
Rushes	39	at UNLV (Nov 16)
Yards Rushing	255	at New Mexico (Oct 26)
Yards Per Rush	7.5	at New Mexico (Oct 26)
TD Rushes	4	vs Fresno State (Nov 02)
Pass attempts	53	vs Air Force (Oct 19)
Pass completions	34	vs Arizona (Aug 24)
		vs Air Force (Oct 19)
Yards Passing	493	vs BYU (Dec 24)
Yards Per Pass	10.5	vs BYU (Dec 24)
TD Passes	5	vs Arizona (Aug 24)
		at Nevada (Sep 28)
		vs Army (Nov 30)
Total Plays	82	vs Fresno State (Nov 02)
Total Offense	595	vs Arizona (Aug 24)
Yards Per Play	8.2	vs Army (Nov 30)
Points	54	at Nevada (Sep 28)
Sacks By	3	at Nevada (Sep 28)
First Downs	31	vs Arizona (Aug 24)
Penalties	13	vs Fresno State (Nov 02)
Penalty Yards	135	vs Fresno State (Nov 02)
Turnovers	6	vs Arizona (Aug 24)
Interceptions By	2	6 games
Punts	6	vs BYU (Dec 24)
Punting Avg	49.5	at New Mexico (Oct 26)
Long Punt	65	vs Air Force (Oct 19)
Punts inside 20	2	at New Mexico (Oct 26)
		vs Army (Nov 30)
Long Punt Return	14	vs Oregon State (Sep 07)

INDIVIDUAL GAME HIGHS

Rushes	22	REED, Miles at UNLV (Nov 16)
Yards Rushing	140	MCDONALD, Cole at New Mexico (Oct 26)
TD Rushes	2	REED, Miles at Washington (Sept. 14)
		MCDONALD, Cole at New Mexico (Oct 26)
		CORDEIRO, C. vs San José State (Nov 09)
		MCDONALD, Cole at UNLV (Nov 16)
Long Rush	76	MCDONALD, Cole at New Mexico (Oct 26)
Pass attempts	52	MCDONALD, Cole vs Oregon State (Sep 07)
		MCDONALD, Cole vs Air Force (Oct 19)
Pass completions	34	MCDONALD, Cole vs Air Force (Oct 19, 2019)
Yards Passing	493	MCDONALD, Cole vs BYU (Dec 24, 2019)
TD Passes	4	MCDONALD, Cole vs Arizona (Aug 24, 2019)
		MCDONALD, Cole vs Oregon State (Sep 07)
		MCDONALD, Cole vs Central Arkansas (Sep 21)
		MCDONALD, Cole at Nevada (Sep 28, 2019)
		MCDONALD, Cole vs BYU (Dec 24, 2019)
Long Pass	71	CORDEIRO, C. vs San José State (Nov 09)
Receptions	14	BYRD II, Cedric vs Arizona (Aug 24)
Yards Receiving	224	BYRD II, Cedric vs Arizona (Aug 24)
TD Receptions	4	BYRD II, Cedric vs Arizona (Aug 24)
		WARD, JoJo vs Oregon State (Sep 07)
Long Reception	71	WARD, JoJo vs San José State (Nov 09)
Field Goals	2	MESKELL, Ryan vs Air Force (Oct 19)
Long Field Goal	50	MESKELL, Ryan vs Fresno State (Nov 02)
Punts	4	SCRUTON, Ben vs BYU (Dec 24)
Punting Avg	65.0	SCRUTON, Ben vs Air Force (Oct 19)
Long Punt	65	SCRUTON, Ben vs Air Force (Oct 19)
Punts inside 20	2	SCRUTON, Ben vs Army (Nov 30)
Long Punt Return	14	STOVALL, M. vs Oregon State (Sep 07)
Long Kickoff Return	65	STOVALL, M. vs Oregon State (Sep 07)
Tackles	11	MUASAU, Darius vs Army (Nov 30)
Sacks	1.0	by numerous
Tackles For Loss	2.0	FORD, Eugene vs Arizona (Aug 24)
		VEGA, Mason at Nevada (Sep 28)
		PADELLO, Ka. at Nevada (Sep 28)
		LAULU, Jonah at Nevada (Sep 28)
		PRITCHARD, J. at New Mexico (Oct 26)
		LAULU, Jonah at Boise State (Dec 7)
Interceptions	2	BETHLEY, Khoury vs BYU (Dec 24)

OPPONENT TEAM GAME HIGHS

Rushes	63	vs Army (Nov 30)
Yards Rushing	411	vs Army (Nov 30)
Yards Per Rush	7.2	vs Fresno State (Nov 02)
TD Rushes	6	vs Air Force (Oct 19)
Pass attempts	53	vs Central Arkansas (Sep 21)
Pass completions	30	vs San José State (Nov 09)
Yards Passing	375	vs San José State (Nov 09)
Yards Per Pass	24.1	vs Air Force (Oct 19)
TD Passes	5	at Boise State (Oct 12)
Total Plays	81	vs BYU (Dec 24)
Total Offense	539	vs Arizona (Aug 24)
Yards Per Play	9.0	vs Air Force (Oct 19)
Points	59	at Boise State (Oct 12)
Sacks By	5	vs BYU (Dec 24)
First Downs	29	at Boise State (Oct 12)
		vs BYU (Dec 24)
Penalties	11	at Boise State (Oct 12)
Penalty Yards	95	at Boise State (Oct 12)
Turnovers	3	at Nevada (Sep 28)
		vs BYU (Dec 24)
Interceptions By	4	vs Arizona (Aug 24)
Punts	6	vs Central Arkansas (Sep 21)
		at UNLV (Nov 16)
Punting Avg	53.5	vs Army (Nov 30)
Long Punt	67	vs Army (Nov 30)
Punts inside 20	5	vs San Diego State (Nov 23)
Long Punt Return	52	vs BYU (Dec 24)

OPPONENT INDIVIDUAL GAME HIGHS

Rushes	31	JEFFERSON, J., vs Oregon State (Sep 07)
Yards Rushing	200	DAVIS, Ahmari, at New Mexico (Oct 26)
TD Rushes	3	NEWTON, Richard, at Washington (Sep 14)
		SCHMIDT, Mike, vs Air Force (Oct 19)
Long Rush	67	DAVIS, Ahmari, at New Mexico (Oct 26)
Pass attempts	51	SMITH, Breylin, vs Central Arkansas (Sep 21)
Pass completions	30	LOVE, Josh, vs San José State (Nov 09)
Yards Passing	375	LOVE, Josh, vs San José State (Nov 09)
TD Passes	3	TATE, K., vs Arizona (Aug 24)
		EASON, Jacob, at Washington (Sep 14)
		CORD, Chase, at Boise State (Oct 12)
Long Pass	75	SCHMIDT, Mike, vs Air Force (Oct 19)
Receptions	10	WALKER, Tre, vs San José State (Nov 09)
Yards Receiving	141	HIGHTOWER, John, at Boise State (Oct 12)
TD Receptions	2	HIGHTOWER, John, at Boise State (Oct 12)
		HOLANI, George, at Boise State (Oct 12)
Long Reception	75	SANDERS, Geraud, vs Air Force (Oct 19)
Field Goals	4	MERCURIO, Matt, vs San José State (Nov 09)
Long Field Goal	53	HAVRISIK, L., vs Arizona (Aug 24)
Punts	6	WALLACE, Taylor, vs Central Arkansas (Sep 21)
		HICKEN, Hayes, at UNLV (Nov 16)
Punting Avg	67.0	HARDING, Zach, vs Army (Nov 30)
Long Punt	67	HARDING, Zach, vs Army (Nov 30)
Punts inside 20	5	HICKLEN, B., vs San Diego State (Nov 23)
Long Punt Return	52	HIFO, Aleva, vs BYU (Dec 24)
Long Kickoff Return	58	CARROLL, Bryson, at New Mexico (Oct 26)
Tackles	10	HUGHES, Juij, vs Fresno State (Nov 02)
		WHIMPEY, Riley, at Boise State (Dec 7)
Sacks	2.0	MEEKS, Demonte, vs Air Force (Oct 19)
		MCDONALD, Caden, vs San Diego St (Nov 23)
		LUL, Sonatane, at Boise State (Dec 7)
		NWIGWE, JJ, vs BYU (Dec 24)
Tackles For Loss	4.0	MEEKS, Demonte, vs Air Force (Oct 19)
Interceptions	2	WHITTAKER, J., vs Arizona (Aug 24)
		BRYANT, Myles, at Washington (Sept 14)
		FLOWERS, J., at UNLV (Nov 16)

CAREER LEADERS



CHANG



BRENNAN



MONIZ

PASSING

No	Player	Years	GP	Att	Com	Int	Pct	Yds	TD	CPG	YPG	Eff
1.	Timmy Chang	2000-04	53	2,436	1,388	80	.570	17,072	117	26.2	322.1	125.1
2.	Colt Brennan	2005-07	38	1,584	1,115	42	.703	14,193	131	29.3	373.5	167.6
3.	Bryant Moniz	2009-11	34	1,271	791	30	.622	10,169	75	23.3	299.1	144.2
4.	Cole McDonald	2017-19	33	1,004	616	24	.614	8,032	70	18.7	205.1	146.8
5.	Dan Robinson	1997-99	25	914	453	30	.496	6,038	39	18.2	243.4	112.6
6.	Garrett Gabriel	1987-90	34	661	356	31	.539	5,631	47	10.5	165.6	139.5
7.	Dru Brown	2016-17	25	747	463	15	.620	5,273	37	18.5	210.9	139.3
8.	Raphel Cherry	1981-84	37	680	353	24	.519	5,046	28	9.5	136.3	114.3
9.	Sean Schroeder	2012-13	23	720	408	26	.567	4,838	39	17.7	210.3	123.8
10.	Gregg Tipton	1985-86	24	665	367	28	.552	4,775	23	15.3	199.0	118.5
11.	Ikaika Woolsey	2013-16	50	684	338	28	.494	4,233	24	6.8	84.7	104.8
12.	Nick Rolovich	2000-01	14	541	296	13	.547	4,176	40	21.1	298.3	139.1
13.	Warren Jones	1985-88	29	477	249	21	.522	3,885	23	8.6	134.0	127.7
14.	Michael Carter	1990-93	46	521	229	16	.440	3,504	26	5.0	76.2	110.8
15.	Larry Arnold	1967-69	25	512	273	23	.533	3,329	33	10.9	133.2	118.9
16.	Greg Alexander	2008-09	13	395	252	9	.638	3,328	23	19.4	256.0	149.2
17.	Jeff Duva	1977-78	22	405	218	17	.538	2,950	25	9.9	134.1	126.9
18.	Mike Biscotti	1970-72	29	332	160	22	.482	2,161	12	5.5	74.5	101.5
19.	Alex Kaloi	1973-76	26	402	198	30	.492	2,150	10	7.6	82.7	87.5
20.	Bernard Quarles	1981-82	21	264	143	7	.541	1,952	11	6.8	93.0	124.7



ALLEN



SAINT JUSTE



CARTER

RUSHING

No	Player	Years	GP	Att	Gain	Loss	Net	Avg	TD	YPG
1.	Gary Allen	1978-81	43	647	3,654	203	3,451	5.3	19	80.3
2.	Diocemy Saint Juste	2013-14, '16-17	49	570	3,217	115	3,102	5.4	13	63.3
3.	Michael Carter	1990-93	46	557	3,046	518	2,528	4.5	39	55.0
4.	Travis Sims	1989-92	38	367	2,319	8	2,311	6.3	14	60.8
5.	Joey Iosefa	2011-14	32	512	2,314	96	2,218	4.3	21	69.3
6.	Larry Sherrer	1969-71	26	373	2,290	116	2,174	5.8	26	83.6
7.	Jamal Farmer	1988-91	27	440	2,163	39	2,124	4.8	31	78.7
8.	Heikoti Fakava	1985-88	47	455	2,137	26	2,111	4.6	31	44.9
9.	Wilbert Haslip	1975-78	37	421	2,124	51	2,073	4.9	11	56.0
10.	Albert Holmes	1971-73	29	381	2,086	145	1,941	5.1	18	66.9
11.	Bill Massey	1968-70	35	298	1,853	74	1,779	6.2	17	59.3
12.	Steven Lakalaka	2013-16	43	422	1,766	49	1,717	4.1	19	39.9
13.	Paul Harris	2015-16	26	278	1,746	46	1,700	6.1	8	65.4
14.	Nate Ilaoa	2002-03, '05-06	37	222	1,719	30	1,689	7.6	20	45.6
15.	Alex Green	2009-10	27	232	1,711	59	1,652	7.1	20	61.2
16.	George Bell	1977-79	42	380	1,686	45	1,641	4.3	14	39.1
17.	Anthony Edgar	1981-82	21	319	1,622	77	1,545	4.8	16	73.6
18.	David Toloumu	1978-81	43	315	1,620	110	1,510	4.8	17	35.1
19.	Nuu Faaola	1982-85	32	304	1,521	34	1,487	4.9	12	46.5
20.	Charles Tharp	1997-98	24	341	1,572	97	1,475	4.3	9	61.5


CAREER LEADERS



SALAS



RIVERS



BESS

RECEIVING

No	Player	Years	GP	Rec	Yards	YPR	TD	RPG	YPG
1.	Greg Salas	2007-10	49	285	4,345	15.2	26	5.8	88.7
2.	Jason Rivers	2003-04, '06-07	51	292	3,919	13.4	35	5.7	76.8
3.	Davone Bess	2005-07	39	293	3,610	12.3	41	7.5	92.5
4.	Ryan Grice-Mullen	2005-07	35	237	3,370	14.2	36	6.7	96.2
5.	Ashley Lellie	1999-2001	36	194	3,341	17.2	32	5.4	92.8
6.	Chad Owens	2001-04	44	239	3,031	12.7	29	5.4	68.9
7.	Justin Colbert	1999-2002	45	212	2,905	13.7	14	4.7	64.6
8.	Walter Murray	1982-85	45	178	2,865	16.1	20	3.9	63.7
9.	John Ursua	2016-18	33	189	2,662	14.1	24	5.7	80.7
10.	Marcus Kemp	2013-16	51	176	2,570	14.6	13	3.5	50.4
11.	Kealoha Pilares	2007-10	47	209	2,491	11.9	22	4.4	53.0
12.	Britton Komine	2001-04	41	164	2,276	13.9	19	4.0	55.5
13.	Chris Roscoe	1987-89	34	108	2,265	21.0	22	3.2	66.6
14.	Channon Harris	1999-2001	36	161	2,186	13.6	17	4.1	60.7
15.	Royce Pollard	2008-11	42	154	2,140	13.9	15	3.7	51.0
16.	Cedric Byrd II	2018-19	29	177	2,067	11.7	19	6.1	71.3
17.	Craig Stutzmann	1998-2001	46	177	2,025	11.4	18	3.8	44.0
18.	JoJo Ward	2018-19	29	116	1,999	17.2	20	4.0	68.9
19.	Billy Ray Stutzmann	2010-13	44	148	1,845	12.4	9	3.4	41.9
20.	Dwight Carter	1998-99	24	117	1,820	15.6	12	4.9	75.8



GABRIEL



CHERRY



ROBINSON

TOTAL OFFENSE LEADERS

No	Player	Years	GP	Plays	Rush	Pass	Net	TD	YPP	YPG
1.	Timmy Chang	2000-04	53	2,587	-162	17,072	16,910	123	6.5	319.1
2.	Colt Brennan	2005-07	38	1,851	547	14,193	14,740	146	7.9	387.9
3.	Bryant Moniz	2009-11	34	1,491	512	10,169	10,681	88	7.2	314.1
4.	Cole McDonald	2017-19	33	1,255	880	8,032	8,912	82	7.1	270.1
5.	Garrett Gabriel	1987-90	34	902	550	5,631	6,181	57	6.9	181.8
6.	Michael Carter	1990-93	45	1,095	2,528	3,504	6,032	58	5.5	160.4
7.	Raphel Cherry	1981-84	37	1,073	898	5,046	5,944	43	5.5	160.4
8.	Dan Robinson	1997-99	25	1,059	-118	6,038	5,920	45	5.6	236.8
9.	Dru Brown	2016-17	25	893	313	5,273	5,586	43	6.3	223.4
10.	Warren Jones	1985-88	28	753	879	3,885	4,764	33	6.3	164.3
11.	Sean Schroeder	2012-13	23	827	-220	4,838	4,618	42	5.6	200.8
12.	Gregg Tipton	1985-86	24	832	-159	4,775	4,616	27	5.5	192.3
13.	Ikaika Woolsey	2013-16	50	663	382	4,233	4,615	28	7.1	106.7
14.	Nick Rolovich	2000-01	14	598	25	4,176	4,201	40	7.0	300.1
15.	Greg Alexander	2008-09	13	522	242	3,328	3,570	26	6.8	274.6
16.	Gary Allen	1978-81	43	657	3,451	36	3,487	24	5.3	81.1
17.	Jeff Duva	1977-78	22	557	163	2,950	3,113	29	5.6	141.5
18.	Larry Arnold	1967-69	25	593	-228	3,329	3,101	34	5.2	124.0
19.	Glenn Freitas	1993-96	40	645	1,055	1,777	2,832	31	4.4	70.8
20.	Alex Kaloi	1973-76	26	647	552	2,150	2,702	17	4.2	103.9

CAREER LEADERS

ALL-PURPOSE YARDS

No	Player	Years	GP	Rush	Rec	PR	KOR	IR	Net	YPG
1.	Chad Owens	2001-04	44	62	3,031	1,014	1,354	0	5,461	124.1
2.	Gary Allen	1978-81	43	3,451	895	86	126	0	4,558	106.0
3.	Greg Salas	2007-10	49	0	4,345	55	0	0	4,400	89.8
4.	Jeff Sydner	1989-91	35	864	1,317	895	1,061	0	4,137	118.2
5.	Jason Rivers	2003-04, '06-'07	51	0	3,919	0	0	0	3,919	76.8
6.	Davone Bess	2005-07	39	6	3,610	261	0	0	3,877	99.4
7.	Diocemy Saint Juste	2013-14, '16-17	49	3,102	219	0	460	0	3,781	77.2
8.	Nate Ilaoa	2002-03, '05-'06	37	1,689	1,694	0	0	0	3,383	91.4
9.	Kealoha Pilares	2007-10	47	701	2,491	31	156	0	3,379	71.9
10.	Ryan Grice-Mullen	2005-07	35	0	3,370	0	0	0	3,370	96.2
11.	Ashley Lelie	1998-2001	36	0	3,341	0	0	0	3,341	92.8
12.	Walter Murray	1982-85	45	102	2,865	0	172	0	3,139	69.7
13.	Ross Dickerson	2003-06	49	38	1,674	0	1,421	0	3,133	63.9
14.	Darrick Branch	1989-92	47	-14	1,614	390	1,105	0	3,095	65.8
15.	Justin Colbert	1999-2002	45	-1	2,905	7	88	0	2,999	66.6
16.	Matt Harding	1992-95	48	147	712	136	1,911	0	2,906	60.5
17.	Paul Harris	2015-16	26	1,700	168	0	973	0	2,841	109.3
18.	Dane McArthur	1987-90	44	962	1,784	0	84	0	2,830	64.3
19.	David Toloumu	1978-81	43	1,510	262	57	994	0	2,823	65.7
20.	Larry Sherrer	1969-71	26	2,174	305	24	268	0	2,771	106.6

SCORING

No	Player	Years	GP	TD	XPK	XPR/P	FG	PTS	PPG
1.	Jason Elam	1988-92	51	0	158-161	0-1	79-100	395	7.7
2.	Justin Ayat	2001-04	53	0	191-209	0-0	59-89	368	6.9
3.	Dan Kelly	2005-08	53	0	200-212	0-0	45-69	335	6.3
4.	Davone Bess	2005-07	39	41	0-0	2-2	0-0	250	6.4
5.	Tyler Hadden	2011-14	50	0	111-115	0-0	43-67	240	4.8
6.	Michael Carter	1990-93	45	38	0-0	0-5	0-0	228	5.2
	Chad Owens	2001-04	44	38	0-0	0-0	0-0	228	5.2
8.	Ryan Grice-Mullen	2005-07	35	36	0-0	0-0	0-0	216	6.1
9.	Jason Rivers	2003-04, '06-'07	51	35	0-0	0-0	0-0	210	4.1
10.	Heikoti Fakava	1985-88	47	34	0-0	0-1	0-0	204	4.3
11.	Jamal Farmer	1988-91	27	33	0-0	1-2	0-0	200	7.5
12.	Scott Enos	2009-10	27	0	105-105	0-0	29-40	192	7.1
	Ashley Lelie	1999-2001	36	32	0-0	0-0	0-0	192	5.3
14.	Eric Hannum	1996-2000	49	0	81-90	0-0	36-59	189	3.9
15.	Ryan Meskell	2017-19	41	0	110-111	0-0	26-39	188	4.6
16.	Carlton Oswalt	1993-96	45	0	105-112	0-0	26-43	183	4.1
17.	Kealoha Pilares	2007-10	47	30	0-0	0-0	0-0	180	3.8
	Larry Sherrer	1969-71	26	30	0-0	0-0	0-0	180	6.0
19.	Nate Ilaoa	2002-03, '05-'06	37	29	0-0	0-0	0-0	174	4.7
20.	Rod Valverde	1985-87	36	1	68-72	0-0	29-41	161	4.5

PUNTING (AVG./ATTEMPT)

No	Player	Years	No	Yds	Avg	Lg
1.	Rigoberto Sanchez	2015-16	144	6,457	44.84	73
2.	Jason Elam	1988-92	84	3,655	43.51	78
3.	Mat McBriar	2000-02	131	5,531	42.22	73
4.	Alex Dunnachie	2009-12	199	8,364	42.03	73
5.	John Morse	1922-25	101	4,234	41.92	80
6.	Chad Shrout	1995, '97-99	263	10,849	41.25	78
7.	Stan Gaudion	2017-	129	5,299	41.08	56
8.	Stephen Wilson	1993-94	109	4,462	40.80	68
9.	Greg Cummins	1977-78	124	5,042	40.66	73
10.	Tom McCarthy	1983-84	116	4,710	40.60	74

CAREER LEADERS

KICKOFF RETURN

No	Player	Years	GP	No	Yds	Avg	TD	RPG	YPG
1.	Mike Edwards	2011-12	25	84	2,301	27.4	3	3.4	92.0
2.	Keelan Ewaliko	2014-17	45	102	2,218	21.7	1	2.3	49.3
3.	Matt Harding	1992-95	48	86	1,911	22.2	1	1.8	34.4
4.	Larry Khan-Smith	1987-90	41	70	1,658	23.7	1	1.7	40.4
5.	Malcolm Lane	2006-08	38	55	1,452	26.4	2	1.4	38.2
6.	Ross Dickerson	2003-06	49	59	1,421	24.1	2	1.2	29.0
7.	Chad Owens	2001-04	44	46	1,354	29.4	2	1.0	30.8
8.	Jamal Garland	1999-2000	22	56	1,268	22.6	0	2.5	57.6
9.	Darrick Branch	1989-92	47	46	1,105	23.5	2	1.0	23.5
10.	Jeff Sydner	1989-91	35	46	1,061	23.1	0	1.3	30.3

PUNT RETURN


No	Player	Years	GP	No	Yds	Avg	TD	RPG	YPG
1.	Chad Owens	2001-04	44	85	1,014	11.9	6	1.9	23.0
2.	Jeff Sydner	1989-91	35	77	920	11.9	2	2.2	26.3
3.	Dana McLemore	1978-81	41	96	847	8.8	2	2.3	20.7
4.	Scott Harding	2011-14	49	88	831	9.4	1	1.8	17.0
5.	Marco Johnson	1983-87	31	75	698	9.3	0	2.1	22.5
6.	Eddie Klaneski	1994-97	44	61	579	9.5	0	1.3	13.1
7.	Clifton Herbert	2000-03	38	57	512	9.0	0	1.5	13.5
	Lonnie Williams	1967-68	19	47	512	10.9	0	2.5	26.9
9.	Darrick Branch	1989-92	47	36	394	10.9	1	0.7	8.3
10.	Jamal Garland	1999-2000	21	49	359	7.3	0	2.5	18.0



ELIMIMIAN



TAVAI



STANLEY

CAREER TACKLES LEADERS

No	Player	Years	GP	UA	AST	TOT	AVG	SK	TFL
1.	Solomon Elimimian	2005-08	51	239	195	434	8.5	7.5	30.5
2.	Jahlani Tavai	2015-18	47	220	171	391	8.3	17.5	41.0
3.	Levi Stanley	1969-73	43	199	167	366	8.5	-	-
4.	David Dworsky	1969-71	32	169	179	348	10.9	-	-
5.	Steve Lehor	1979-82	34	169	157	326	9.6	5.0	12.0
6.	Adam Leonard	2005-08	48	168	148	316	6.6	5.5	25.0
	Nate Jackson	1998-2001	42	183	133	316	7.5	7.0	14.0
8.	Corey Paredes	2008-11	54	179	136	315	5.8	4.5	16.5
9.	Thadius Jefferson	1983-86	43	183	115	298	6.9	9.0	20.0
10.	Hyrum Peters	2000-03	48	215	81	296	6.2	4.0	9.0
11.	Leonard Peters	2000-06	52	180	110	290	5.6	9.0	2.0
12.	Mark Odom	1987-90	45	185	104	289	6.4	36.0	68.0
13.	Pisa Tinoisamoa	2000-02	35	206	79	285	8.1	15.5	38.0
14.	Solomon Matautia	2016-19	53	159	121	280	5.3	3.0	17.5
15.	Randy Ingraham	1970-71	21	137	129	266	12.7	-	-
16.	Chris Brown	1999-2002	48	164	98	262	5.5	10.0	20.0
17.	Al Noga	1984-87	47	169	92	261	5.6	33.0	70.0
18.	Jacob Espiau	1999-2001	29	160	89	249	8.6	1.0	5.0
19.	Eddie Klaneski	1994-97	45	160	85	245	5.4	0.0	3.0
	Bill Letz	1970-72, '74	35	123	122	245	7.0	-	-

CAREER CHARTS

PASSING

YARDS

Rk	Player	Yards	Years
1.	Timmy Chang	17,072	2000-04
2.	Colt Brennan	14,193	2005-07
3.	Bryant Moniz	10,169	2009-11
4.	Cole McDonald	8,032	2017-19
5.	Dan Robinson	6,038	1997-99
6.	Garrett Gabriel	5,631	1987-90
7.	Dru Brown	5,273	2016-17
8.	Raphel Cherry	5,046	1981-84
9.	Sean Schroeder	4,838	2012-13
10.	Gregg Tipton	4,775	1985-86

YARDS PER GAME

Rk	Player	Avg.	Years
1.	Colt Brennan	373.5	2005-07
2.	Timmy Chang	322.1	2000-04
3.	Bryant Moniz	299.1	2009-11
4.	Nick Rolovich	298.3	2000-01
5.	Cole McDonald	243.4	2017-19
6.	Dan Robinson	241.5	1997-99
7.	Dru Brown	210.9	2016-17
8.	Sean Schroeder	210.3	2012-13
9.	Gregg Tipton	199.0	1985-86
10.	Garrett Gabriel	165.6	1987-90

300-YARD GAMES

Rk	Player	Games	Years
1.	Timmy Chang	36	2000-04
2.	Colt Brennan	30	2005-07
3.	Bryant Moniz	20	2009-11
4.	Cole McDonald	13	2017-19
5.	Nick Rolovich	8	2000-01
6.	Dan Robinson	7	1997-99
7.	Sean Schroeder	6	2012-13
	Garrett Gabriel	6	1987-90
9.	Dru Brown	4	2016-17
	Greg Alexander	4	2008-09

400-YARD GAMES

Rk	Player	Games	Years
1.	Colt Brennan	20	2005-07
2.	Timmy Chang	11	2000-04
3.	Cole McDonald	6	2017-19
4.	Bryant Moniz	5	2009-11
5.	Nick Rolovich	3	2000-01
	Dan Robinson	3	1997-99
7.	Greg Alexander	2	2008-09
8.	Sean Schroeder	1	2012-13
	Garrett Gabriel	1	1987-90

500-YARD GAMES

Rk	Player	Games	Years
1.	Colt Brennan	4	2005-07
2.	Nick Rolovich	3	2000-01
3.	Bryant Moniz	2	2009-11
4.	Timmy Chang	1	2000-04
	Dan Robinson	1	1997-99

ATTEMPTS

Rk	Player	Att	Years
1.	Timmy Chang	2,436	2000-04
2.	Colt Brennan	1,584	2005-07
3.	Bryant Moniz	1,271	2009-11
4.	Cole McDonald	1,004	2017-19
5.	Dan Robinson	914	1997-99
6.	Dru Brown	747	2016-17
7.	Sean Schroeder	720	2012-13
8.	Ikaika Woolsey	684	2013-16
9.	Raphel Cherry	680	1981-84
10.	Gregg Tipton	665	1985-86

COMPLETIONS

Rk	Player	Comp	Years
1.	Timmy Chang	1,388	2000-04
2.	Colt Brennan	1,115	2005-07
3.	Bryant Moniz	791	2009-11
4.	Cole McDonald	616	2017-19
5.	Dru Brown	463	2016-17
6.	Dan Robinson	453	1997-99
7.	Sean Schroeder	408	2012-13
8.	Gregg Tipton	367	1985-86
9.	Garrett Gabriel	356	1987-90
10.	Raphel Cherry	353	1981-84

TOUCHDOWNS

Rk	Player	TDs	Years
1.	Colt Brennan	131	2005-07
2.	Timmy Chang	117	2000-04
3.	Bryant Moniz	75	2009-11
4.	Cole McDonald	70	2017-19
5.	Garrett Gabriel	47	1987-90
6.	Nick Rolovich	40	2000-01
7.	Sean Schroeder	39	2012-13
	Dan Robinson	39	1997-99
9.	Dru Brown	37	2016-17
10.	Raphel Cherry	28	1981-84

RUSHING

YARDS

Rk	Player	Yards	Years
1.	Gary Allen	3,451	1978-81
2.	Diocemy Saint Juste	3,102	2013-14; '16-17
3.	Michael Carter	2,528	1990-93
4.	Travis Sims	2,311	1989-92
5.	Joey Iosefa	2,218	2011-14
6.	Larry Sherrer	2,174	1969-71
7.	Jamal Farmer	2,124	1989-91
8.	Heikoti Fakava	2,111	1985-88
9.	Wilbert Haslip	2,073	1975-78
10.	Albert Holmes	1,941	1971-73

CAREER CHARTS

RUSHING YDS/GAME

Rk	Player	Avg.	Years
1.	Larry Sherrer	83.6	1969-71
2.	Gary Allen	80.3	1978-81
3.	Jamal Farmer	78.7	1989-91
4.	Anthony Edgar	73.6	1981-82
5.	Joey Iosefa	69.3	2011-14
6.	Albert Holmes	66.9	1971-73
7.	Diocemy Saint Juste	63.3	2013-14; '16-17
8.	Charles Tharp	61.5	1997-98
9.	Alex Green	61.2	2009-10
10.	Travis Sims	60.8	1989-92

100-YARD GAMES

Rk	Player	Games	Years
1.	Gary Allen	15	1978-81
2.	Diocemy Saint Juste	13	2013-14; '16-17
3.	Travis Sims	10	1989-92
4.	Larry Sherrer	9	1969-71
5.	Michael Carter	8	1990-93
6.	Paul Harris	7	2015-16
	Charles Tharp	7	1997-98
	Albert Holmes	7	1971-73
9.	Joey Iosefa	6	2011-14
	Jamal Farmer	6	1988-91
	Heikoti Fakava	6	1985-88
	Anthony Edgar	6	1981-82

TOUCHDOWNS

Rk	Player	TDs	Years
1.	Michael Carter	39	1990-93
2.	Jamal Farmer	31	1989-90
	Heikoti Fakava	31	1985-88
4.	Larry Sherrer	26	1969-71
5.	Joey Iosefa	21	2011-14
6.	Alex Green	20	2009-10
	Nate Ilaoa	20	2002-03; '05-06
	Glenn Freitas	20	1993-96
9.	Steven Lakalaka	19	2013-16
	Gary Allen	19	1978-81

ATTEMPTS

Rk	Player	Att	Years
1.	Gary Allen	647	1978-81
2.	Diocemy Saint Juste	570	2013-14; '16-17
3.	Michael Carter	557	1990-93
4.	Joey Iosefa	512	2011-14
5.	Heikoti Fakava	455	1985-88
6.	Jamal Farmer	440	1988-91
7.	Steven Lakalaka	422	2013-16
8.	Wilbert Haslip	421	1975-78
9.	Albert Holmes	381	1971-73
10.	George Bell	380	1977-79

RECEIVING

YARDS

Rk	Player	Yards	Years
1.	Greg Salas	4,345	2007-10
2.	Jason Rivers	3,919	2003-04; '06-07
3.	Davone Bess	3,610	2005-07
4.	Ryan Grice-Mullen	3,370	2005-07
5.	Ashley Lelie	3,341	1999-2001
6.	Chad Owens	3,031	2001-04
7.	Justin Colbert	2,905	1999-2002
8.	Walter Murray	2,865	1982-85
9.	John Ursua	2,662	2016-18
10.	Marcus Kemp	2,506	2013-16

100-YARD GAMES

Rk	Player	Games	Years
1.	Greg Salas	19	2007-10
	Davone Bess	19	2005-07
3.	Jason Rivers	17	2003-04; '06-07
4.	Ryan Grice-Mullen	16	2005-07
5.	John Ursua	12	2016-18
6.	Ashley Lelie	10	1999-2001
	Justin Colbert	10	1999-2002
	Walter Murray	10	1982-85
9.	Marcus Kemp	9	2013-16
	Chad Owens	9	2001-04

RECEPTIONS

Rk	Player	Rec	Years
1.	Davone Bess	293	2005-07
2.	Jason Rivers	292	2003-04; '06-07
3.	Greg Salas	285	2007-10
4.	Chad Owens	239	2001-04
5.	Ryan Grice-Mullen	237	2005-07
6.	Justin Colbert	212	1999-2002
7.	Kealoha Pilaes	209	2007-10
8.	Ashley Lelie	194	1999-2001
9.	John Ursua	189	2016-18
10.	Walter Murray	178	1982-85

TOUCHDOWNS

Rk	Player	TDs	Years
1.	Davone Bess	41	2005-07
2.	Ryan Grice-Mullen	36	2005-07
3.	Jason Rivers	35	2003-04; '06-07
4.	Ashley Lelie	32	1999-2001
5.	Chad Owens	29	2001-04
6.	Greg Salas	26	2007-10
7.	John Ursua	24	2016-18
8.	Kealoha Pilaes	22	2007-10
	Chris Roscoe	22	1987-89
10.	JoJo Ward	20	2017-18
	Walter Murray	20	1982-85

CAREER CHARTS

TOTAL OFFENSE

TOTAL YARDS

Rk	Player	Yards	Years
1.	Timmy Chang	16,910	2000-04
2.	Colt Brennan	14,740	2005-07
3.	Bryant Moniz	10,681	2009-11
4.	Cole McDonald	8,912	2017-19
5.	Garrett Gabriel	6,181	1987-90
6.	Michael Carter	6,032	1990-93
7.	Raphel Cherry	5,944	1981-84
8.	Dan Robinson	5,920	1997-99
9.	Dru Brown	5,273	2016-17
10.	Warren Jones	4,764	1985-88

TOTAL YARDS/GAME

Rk	Player	Avg.	Years
1.	Colt Brennan	387.9	2005-07
2.	Timmy Chang	319.1	2000-04
3.	Bryant Moniz	314.1	2009-11
4.	Nick Rolovich	300.1	2000-01
5.	Greg Alexander	274.6	2008-09
6.	Cole McDonald	270.1	2017-19
7.	Dan Robinson	236.8	1997-99
8.	Dru Brown	223.4	2016-17
9.	Sean Schroeder	200.8	2012-13
10.	Gregg Tipton	192.3	1985-86

ALL-PURPOSE

YARDS

Rk	Player	Yards	Years
1.	Chad Owens	5,461	2001-04
2.	Gary Allen	4,558	1978-81
3.	Greg Salas	4,400	2007-10
4.	Jeff Sydner	4,137	1989-91
5.	Jason Rivers	3,919	2003-04, '06-'07
6.	Davone Bess	3,877	2005-07
7.	Diocemy Saint Juste	3,781	2013-14, '16-17
8.	Nate Ilaoa	3,383	2002-03, '05-'06
9.	Kealoha Pilaes	3,379	2007-10
10.	Ryan Grice-Mullen	3,370	2005-07

YARDS/GAME

Rk	Player	Avg.	Years
1.	Chad Owens	124.1	2001-04
2.	Jeff Sydner	118.2	1989-91
3.	Paul Harris	109.3	2015-16
4.	Larry Sherrer	106.6	1969-71
5.	Gary Allen	106.0	1978-81
6.	Davone Bess	99.4	2005-07
7.	Ryan Grice-Mullen	96.2	2005-07
8.	Mike Edwards	93.5	2011-12
9.	Ashley Lelie	92.8	1998-2001
10.	Nate Ilaoa	91.4	2002-03, '05-'06

SCORING

POINTS

Rk	Player	Points	Years
1.	Jason Elam	395	1989-92
2.	Justin Ayat	368	2001-04
3.	Dan Kelly	335	2005-08
4.	Davone Bess	250	2005-07
5.	Tyler Hadden	240	2011-14
6.	Michael Carter	228	1990-93
	Chad Owens	228	2001-04
8.	Ryan Grice-Mullen	216	2005-07
9.	Jason Rivers	210	2003-04, '06-'07
10.	Heikoti Fakava	204	1985-88

TOUCHDOWNS

Rk	Player	TDs	Years
1.	Davone Bess	41	2005-07
2.	Chad Owens	38	2001-04
	Michael Carter	38	1990-93
4.	Ryan Grice-Mullen	36	2005-07
5.	Jason Rivers	35	2003-04, '06-'07
6.	Heikoti Fakava	34	1985-88
7.	Jamal Farmer	33	1988-91
8.	Ashley Lelie	32	1999-2001
9.	Kealoha Pilaes	30	2007-10
	Larry Sherrer	30	1969-71

TDS RESPONSIBLE FOR

Rk	Player	TDs	Years
1.	Colt Brennan	146	2005-07
2.	Timmy Chang	123	2000-04
3.	Bryant Moniz	88	2009-11
4.	Cole McDonald	82	2017-19
5.	Michael Carter	58	1990-93
6.	Garrett Gabriel	57	1987-90
7.	Dan Robinson	45	1997-99
8.	Dru Brown	43	2016-17
	Raphel Cherry	43	1981-84
10.	Sean Schroeder	42	2012-13

FIELD GOALS

Rk	Player	FGs	Years
1.	Jason Elam	79	1988-92
2.	Justin Ayat	59	2001-04
3.	Dan Kelly	45	2005-08
4.	Tyler Hadden	43	2011-14
5.	Eric Hannum	36	1996-2000
6.	Richard Spelman	34	1982-84
7.	Scott Enos	29	2009-10
	Rod Valverde	29	1985-87
9.	Curtis Goodman	28	1975-77

CAREER CHARTS

KICKOFF RETURNS

YARDS

Rk	Player	Yards	Years
1.	Mike Edwards	2,301	2011-12
2.	Keelan Ewaliko	2,218	2014-17
3.	Matt Harding	1,911	1992-95
4.	Larry Khan-Smith	1,658	1987-90
5.	Malcolm Lane	1,452	2006-08
6.	Ross Dickerson	1,421	2003-06
7.	Chad Owens	1,354	2001-04
8.	Jamal Garland	1,268	1999-2000
9.	Darrick Branch	1,105	1989-92
10.	Jeff Sydnor	1,061	1989-91

RETURN AVG. (min 2 yrs/24 returns)

Rk	Player	Avg.	Years
1.	Chad Owens	29.4	2001-04
2.	Mike Edwards	27.4	2011-12
3.	Malcolm Lane	26.4	2006-08
4.	David Toloumu	25.5	1978-81
5.	Ryan Mouton	24.4	2007-08
6.	Dustin Blount	24.1	2009-10
	Ross Dickerson	24.1	2003-06
8.	Larry Khan-Smith	23.7	1987-90
9.	Darrick Branch	23.5	1989-92
10.	Marcel Williams	23.4	1984-87

TOUCHDOWNS

Rk	Player	TDs	Years
1.	Mike Edwards	3	2011-12
2.	Ryan Mouton	2	2007-08
	Malcolm Lane	2	2006-09
	Ross Dickerson	2	2003-06
	Chad Owens	2	2000-04
	Darrick Branch	2	1989-92

PUNT RETURNS

YARDS

Rk	Player	Yards	Years
1.	Chad Owens	1,014	2001-04
2.	Jeff Sydnor	920	1989-91
3.	Dana McLemore	847	1978-81
4.	Scott Harding	831	2011-14
5.	Marco Johnson	698	1983-87
6.	Eddie Klaneski	579	1994-97
7.	Clifton Herbert	512	2000-03
	Lonnie Williams	512	1967-68
9.	Darrick Branch	394	1989-92
10.	Jamal Garland	359	1999-2000

RETURN AVG. (min 2 yrs/24 returns)

Rk	Player	Avg.	Years
1.	Jeff Sydnor	11.95	1989-91
2.	Chad Owens	11.93	2001-04
3.	Roger Weatherby	11.56	1970-71
4.	Darrick Branch	10.94	1989-92
5.	Lonnie Williams	10.89	1967-68
6.	Davone Bess	10.44	2005-07
7.	Eddie Klaneski	9.49	1994-97
8.	Scott Harding	9.44	2011-14
9.	Marco Johnson	9.31	1983-87
10.	Clifton Herbert	8.99	2000-03

TOUCHDOWNS

Rk	Player	TDs	Years
1.	Chad Owens	6	2001-04
2.	Bobby Ahu	3	1969
3.	Jeff Sydnor	2	1989-91
	Dana McLemore	2	1978-81

PUNTING

AVG./ATTEMPT

Rk	Player	Avg.	Years
1.	Rigoberto Sanchez	44.84	2015-16
2.	Jason Elam	43.51	1988-92
3.	Mat McBriar	42.22	2000-02
4.	Alex Dunnachie	42.03	2009-12
5.	John Morse	41.92	1922-25
6.	Chad Shrout	41.25	1995, '97-99
7.	Stan Gaudion	41.08	2017-
8.	Stephen Wilson	40.80	1993-94
9.	Greg Cummins	40.66	1977-78
10.	Tom McCarthy	40.60	1983-84

ATTEMPTS

Rk	Player	Att.	Years
1.	Chad Shrout	263	1995, '97-99
2.	Kyle Ah Loo	206	1986-89
3.	Alex Dunnachie	199	2009-12
4.	Kurt Milne	175	2003-06
5.	Scott Harding	157	2011-14
6.	Rigoberto Sanchez	144	2015-16
7.	Mat McBriar	131	2000-02
8.	Stan Gaudion	129	2017-
9.	Greg Cummins	124	1977-78
10.	Frank Natividad	123	1981-82

CAREER CHARTS

DEFENSE

Tackles

Rk	Player	Tackles	Years
1.	Solomon Elimimian	434	2005-08
2.	Jahlani Tavai	391	2015-18
3.	Levi Stanley	366	1969-73
4.	David Dworsky	348	1969-71
5.	Steve Lehor	326	1979-82
6.	Adam Leonard	316	2005-08
	Nate Jackson	316	1998-2001
8.	Corey Paredes	315	2008-11
9.	Thadius Jefferson	298	1983-86
10.	Hyrum Peters	296	2000-03

Sacks

Rk	Player	Sacks	Years
1.	Mark Odom	36	1987-90
2.	Al Noga	33	1984-87
3.	Travis LaBoy	24	2001-03
4.	Melila Purcell	20	2003-06
5.	Pete Noga	19	1983, '85-86
6.	David Veikune	18	2006-08
7.	Jahlani Tavai	17.5	2015-18
8.	Paipai Falemalu	16.5	2009-12
9.	Art Laurel	16	2010-13
	Alvis Satele	16	1981-84
11.	Pisa Tinoisamoa	15.5	2000-02
12.	Falaniko Noga	15	1980-83
13.	Beau Yap	14	2011-14
14.	Kaimana Padello	13.5	2016-19
15.	Colin Scotts	13	1983-85
	Herman Talley	13	1989, '91

*complete stats for this category are not available

Tackles For Loss

Rk	Player	TFLS	Years
1.	Al Noga	70.0	1984-87
2.	Mark Odom	68.0	1987-90
3.	Travis LaBoy	50.0	2001-03
4.	Falaniko Noga	43.0	1980-83
5.	Jahlani Tavai	41.0	2015-18
6.	Pisa Tinoisamoa	38.0	2000-02
7.	Melila Purcell	36.5	2003-06
8.	Alvis Satele	35.0	1981-84
9.	Beau Yap	31.0	2012-14
10.	Solomon Elimimian	30.5	2005-08

*complete stats for this category are not available

Interceptions

Rk	Player	Int.	Years
1.	Mana Silva	14	2008-10
2.	Keoni Jardine	13	1977-80
	Kelvin Millhouse, Jr.	13	2001-03
4.	Abraham Elimimian	12	2001-04
5.	Walter Briggs	11	1986-89
	Harold Stringert	11	1972-73
7.	Kent Kafentzis	10	1981-82, '84-85
8.	Trayvon Henderson	9	2013-14, '16-17
	Kyle Kafentzis	9	1983-86
	Quincy LeJay	9	1998-99
	Ken Shibata	9	1973-74
	Jeris White	9	1970-73



MANA SILVA



MARK ODOM



TRAVIS LABOY

SINGLE-SEASON CHARTS

PASSING

Yards

Rk	Player	Yards	Year
1.	Colt Brennan	5,549	2006
2.	Bryant Moniz	5,040	2010
3.	Timmy Chang	4,474	2002
4.	Colt Brennan	4,343	2007
5.	Colt Brennan	4,301	2005
6.	Timmy Chang	4,258	2004
7.	Timmy Chang	4,199	2003
8.	Cole McDonald	4,135	2019
9.	Cole McDonald	3,875	2018
10.	Dan Robinson	3,853	1999

Yards Per Game

Rk	Player	Avg.	Year
1.	Colt Brennan	396.4	2006
2.	Colt Brennan	361.9	2007
3.	Bryant Moniz	360.0	2010
4.	Colt Brennan	358.4	2005
5.	Nick Rolovich	336.1	2001
6.	Timmy Chang	327.5	2004
7.	Timmy Chang	323.0	2003
8.	Dan Robinson	321.1	1999
9.	Timmy Chang	319.6	2002
10.	Timmy Chang	304.1	2000

300-Yard Games

Rk	Player	Games	Year
1.	Colt Brennan	13	2006
2.	Bryant Moniz	11	2010
3.	Colt Brennan	9	2005
	Timmy Chang	9	2004
	Timmy Chang	9	2003
	Timmy Chang	9	2002
7.	Colt Brennan	8	2007
8.	Cole McDonald	7	2018
	Nick Rolovich	7	2001
10.	Cole McDonald	6	2019
	Sean Schroeder	6	2013
	Timmy Chang	6	2000
	Dan Robinson	6	1999

400-Yard Games

Rk	Player	Games	Year
1.	Colt Brennan	9	2006
2.	Colt Brennan	6	2007
3.	Colt Brennan	5	2005
4.	Cole McDonald	3	2019
	Cole McDonald	3	2018
	Bryant Moniz	3	2010
	Timmy Chang	3	2004
	Timmy Chang	3	2003
	Timmy Chang	3	2002
	Nick Rolovich	3	2001
	Dan Robinson	3	1999

500-Yard Games

Rk	Player	Games	Year
1.	Nick Rolovich	3	2001
2.	Colt Brennan	2	2007
	Bryant Moniz	2	2010

Attempts

Rk	Player	Att	Year
1.	Timmy Chang	624	2002
2.	Timmy Chang	602	2004
3.	Timmy Chang	601	2003
4.	Colt Brennan	559	2006
5.	Dan Robinson	556	1999
6.	Bryant Moniz	555	2010
7.	Colt Brennan	515	2005
8.	Cole McDonald	511	2019
9.	Colt Brennan	510	2007
10.	Cole McDonald	484	2018

Completions

Rk	Player	Comp	Year
1.	Colt Brennan	406	2006
2.	Bryant Moniz	361	2010
3.	Colt Brennan	359	2007
4.	Timmy Chang	358	2004
5.	Timmy Chang	353	2003
6.	Colt Brennan	350	2005
7.	Timmy Chang	349	2002
8.	Cole McDonald	326	2019
9.	Dan Robinson	288	1999
10.	Cole McDonald	285	2018

Touchdowns

Rk	Player	TDs	Year
1.	Colt Brennan	58	2006
2.	Bryant Moniz	39	2010
3.	Colt Brennan	38	2007
	Timmy Chang	38	2004
5.	Cole McDonald	36	2018
6.	Colt Brennan	35	2005
7.	Nick Rolovich	34	2001
8.	Cole McDonald	33	2019
9.	Timmy Chang	29	2003
10.	Sean Schroeder	28	2003
	Dan Robinson	28	1999

RUSHING

Yards

(1,000-yard Seasons)

Rk	Player	Yards	Year
1.	D. Saint Juste	1,510	2017
2.	Travis Sims	1,498	1992
3.	Alex Green	1,199	2010
4.	Albert Holmes	1,146	1972
5.	Paul Harris	1,132	2015
6.	Larry Sherrer	1,129	1971
7.	Michael Carter	1,092	1991
8.	Nuu Faaola	1,064	1985
9.	Gary Allen	1,040	1979
10.	D. Saint Juste	1,006	2016
	Gary Allen	1,006	1981

Rushing Yds/Game

Rk	Player	Avg.	Year
1.	D. Saint Juste	125.8	2017
2.	Travis Sims	124.8	1992
3.	Albert Holmes	104.2	1972
4.	Larry Sherrer	102.6	1971
5.	Gary Allen	100.6	1981
6.	Gary Allen	94.5	1979
7.	Paul Harris	94.3	2015
8.	Michael Carter	91.0	1991
9.	Nuu Faaola	88.7	1985
10.	Alex Green	85.6	2010

100-Yard Games

Rk	Player	G	Year
1.	Travis Sims	9	1992
2.	D. Saint Juste	8	2017
3.	Paul Harris	6	2015
	Michael Carter	6	1991
	Gary Allen	6	1979
	Albert Holmes	6	1972
7.	Nuu Faaola	5	1985
	Gary Allen	5	1981
	Larry Sherrer	5	1971
10.	D. Saint Juste	4	2016
	Alex Green	4	2010
	Nate Ilaoa	4	2006
	James Fenderson	4	2000
	Charles Tharp	4	1997

Attempts

Rk	Player	Att	Year
1.	D. Saint Juste	282	2017
2.	Michael Carter	221	1991
3.	Travis Sims	220	1992
4.	Larry Sherrer	204	1971
5.	Nuu Faaola	203	1985
6.	Anthony Edgar	201	1982
7.	Jamal Farmer	199	1989
	Albert Holmes	199	1972
9.	Paul Harris	197	2015
10.	Charles Tharp	195	1997

Touchdowns

Rk	Player	TDs	Year
1.	Alex Green	18	2010
	Jamal Farmer	18	1989
3.	Michael Carter	16	1991
	Heikoti Fakava	16	1987
	Larry Sherrer	16	1971
6.	Steven Lakalaka	13	2016
	Nate Ilaoa	13	2006
8.	Heikoti Fakava	12	1988
	Albert Holmes	12	1972
10.	Bill Massey	11	1969

SINGLE-SEASON CHARTS

RECEIVING

Season Yards (1,000 Yards)

Rk	Player	Yds	Year
1.	Greg Salas	1,889	2010
2.	Ashley Lelie	1,713	2001
3.	Greg Salas	1,590	2009
4.	R. Grice-Mullen	1,372	2007
5.	John Ursua	1,343	2018
6.	Kealoha Pilares	1,306	2010
7.	Justin Colbert	1,302	2002
8.	Chad Owens	1,290	2004
9.	Davone Bess	1,266	2007
10.	Dwight Carter	1,253	1999
11.	R. Grice-Mullen	1,228	2005
12.	Davone Bess	1,220	2006
13.	Jason Rivers	1,178	2006
14.	Jason Rivers	1,174	2007
15.	JoJo Ward	1,134	2019
	Chad Owens	1,134	2003
17.	Jared Smart	1,129	2019
18.	Davone Bess	1,124	2005
19.	Ashley Lelie	1,110	2000
20.	Marcus Kemp	1,100	2016
21.	Cedric Byrd II	1,097	2019
22.	Chris Roscoe	1,043	1989
23.	Royce Pollard	1,011	2011

100-Yard Games - Season

Rk	Player	G	Year
1.	Greg Salas	10	2010
2.	Greg Salas	8	2009
3.	John Ursua	7	2018
	Ryan Grice-Mullen	7	2007
	Jason Rivers	7	2007
	Davone Bess	7	2005
	Ashley Lelie	7	2001
8.	Kealoha Pilares	6	2010
	Davone Bess	6	2007
	Davone Bess	6	2006
	Jeremiah Cockheran	6	2003
	Dwight Carter	6	1999

Season Receptions

Rk	Player	Rec	Year
1.	Greg Salas	119	2010
2.	Davone Bess	108	2007
3.	Greg Salas	106	2009
	Ryan Grice-Mullen	106	2007
5.	Chad Owens	102	2004
6.	Cedric Byrd II	98	2019
7.	Davone Bess	96	2006
8.	Jason Rivers	92	2007
	Justin Colbert	92	2002
10.	John Ursua	89	2018
	Davone Bess	89	2005

Season Touchdowns

Rk	Player	TDs	Year
1.	Ashley Lelie	19	2001
2.	Chad Owens	17	2004
3.	John Ursua	16	2018
4.	Kealoha Pilares	15	2010
	Davone Bess	15	2006
6.	Greg Salas	14	2010
	Davone Bess	14	2005
8.	Jason Rivers	13	2007
	Ryan Grice-Mullen	13	2007
10.	Davone Bess	12	2007
	Ryan Grice Mullen	12	2005

TOTAL OFFENSE

Total Yards

Rk	Player	Yards	Year
1.	Colt Brennan	5,915	2006
2.	Bryant Moniz	5,142	2010
3.	Cole McDonald	4,518	2019
4.	Timmy Chang	4,457	2002
5.	Colt Brennan	4,455	2005
6.	Colt Brennan	4,370	2007
7.	Timmy Chang	4,273	2004
8.	Cole McDonald	4,234	2018
9.	Timmy Chang	4,139	2003
10.	Dan Robinson	3,762	1999

Total Yards/Game

Rk	Player	Avg.	Year
1.	Colt Brennan	422.5	2006
2.	Colt Brennan	371.2	2005
3.	Bryant Moniz	367.3	2010
4.	Colt Brennan	364.2	2007
5.	Nick Rolovich	336.5	2001
6.	Timmy Chang	328.7	2004
7.	Cole McDonald	325.7	2018
8.	Cole McDonald	322.7	2019
9.	Timmy Chang	318.4	2003
10.	Timmy Chang	318.4	2002

ALL-PURPOSE

All-Purpose Yards

Rk	Player	Yards	Year
1.	Jeff Sydnor	1,958	1990
2.	Greg Salas	1,887	2010
3.	Chad Owens	1,866	2004
4.	Nate Ilaoa	1,827	2006
5.	Ashley Lelie	1,713	2001
6.	D. Saint Juste	1,667	2017
7.	Greg Salas	1,647	2009
8.	Alex Green	1,562	2010
9.	Travis Sims	1,502	1992
10.	Gary Allen	1,449	1981

All-Purpose Yards/Game

Rk	Player	Avg.	Year
1.	Jeff Sydnor	163.2	1990
2.	Gary Allen	144.9	1981
3.	Chad Owens	143.5	2004
4.	Ashley Lelie	142.8	2001
5.	Bobby Ahu	142.1	1969
6.	Nate Ilaoa	140.5	2006
7.	D. Saint Juste	138.9	2017
8.	Greg Salas	134.8	2010
9.	Greg Salas	126.7	2009
10.	Emory Holmes	123.2	1968

SCORING

Points

Rk	Player	Pts	Year
1.	Chad Owens	132	2004
2.	Scott Enos (K)	122	2010
3.	Jamal Farmer	116	1989
4.	Alex Green	114	2010
	Ashley Lelie	114	2001
6.	Justin Ayat (K)	111	2001
7.	Nate Ilaoa	108	2006
8.	Dan Kelly (K)	106	2007
	Jason Elam (K)	106	1989
10.	John Ursua	104	2018

Touchdowns

Rk	Player	TDs	Year
1.	Chad Owens	22	2004
2.	Alex Green	19	2010
	Ashley Lelie	19	2001
	Jamal Farmer	19	1989
5.	Nate Ilaoa	18	2006
6.	John Ursua	17	2018
	Heikoti Fakava	17	1987
8.	Michael Carter	16	1991
	Larry Sherrer	16	1971
10.	Kealoha Pilares	15	2010
	Davone Bess	15	2006

Field Goals

Rk	Player	FGs	Year
1.	Richard Spelman	21	1984
2.	Jason Elam	20	1989
3.	Justin Ayat	19	2001
	Jason Elam	19	1991
	Jason Elam	19	1988
6.	Tyler Hadden	18	2014
7.	Scott Enos	17	2010
	Carlton Oswalt	17	1994
	Curtis Goodman	17	1976
10.	Jason Elam	16	1992
	Kerry Brady	16	1985

SINGLE-SEASON CHARTS

TDs Responsible For

Rk	Player	TDs	Year
1.	Colt Brennan	63	2006
2.	Colt Brennan	46	2007
3.	Bryant Moniz	43	2010
4.	Cole McDonald	40	2019
	Cole McDonald	40	2018
	Timmy Chang	40	2004
7.	Colt Brennan	37	2005
8.	Nick Rolovich	34	2001
9.	Dan Robinson	32	1999
10.	Sean Schroeder	30	2013
	Bryant Moniz	30	2011
	Timmy Chang	30	2003

PUNTING

Average Yards Per Punt

Rk	Player	Avg.	Year
1.	Alex Dunnachie	46.2	2012
2.	Chad Shrout	46.1	1997
3.	Rigoberto Sanchez	45.1	2015
4.	Mat McBriar	44.8	2002
5.	Rigoberto Sanchez	44.6	2016
6.	Jason Elam	44.5	1992
7.	Ben Scruton	44.1	2019
8.	Mat McBriar	43.4	2001
9.	Alex Dunnachie	43.0	2010
	Stephen Wilson	43.0	1993

Attempts

Rk	Player	Att.	Year
1.	Scott Harding	86	2014
2.	Chad Shrout	82	1998
3.	Eric Hannum	77	1996
4.	Paul Dombroski	76	1976
5.	Rigoberto Sanchez	74	2015
6.	John Masters	72	1974
7.	Rigoberto Sanchez	70	2016
8.	Tim Grasso	68	2008
	Chad Shrout	68	1997
10.	Frank Natividad	65	1981

KICKOFF RETURNS

Return Average (min 12 returns)

Rk	Player	Avg.	Year
1.	Chad Owens	33.6	2001
2.	Mike Edwards	30.4	2012
3.	Malcolm Lane	29.2	2007
4.	David Toloumu	27.5	1979
5.	Larry Khan-Smith	26.6	1988
6.	Malcolm Lane	26.5	2008
7.	Keelan Ewaliko	26.3	2015
8.	David Toloumu	26.1	1980
9.	Chad Owens	25.1	2002
10.	Ross Dickerson	25.0	2006

PUNT RETURNS

Return Avg. (min 9 returns)

Rk	Player	Avg.	Year
1.	Jeff Sydner	15.4	1989
2.	Chad Owens	14.8	2004
3.	Scott Harding	12.8	2012
4.	Marco Johnson	12.4	1985
5.	Jeff Sydner	12.1	1990
6.	Roger Weatherby	11.6	1970
7.	Bobby Ahu	11.4	1969
8.	Feamma Armstrong	11.0	2000
9.	Eddie Klaneski	10.6	1997
10.	Marco Johnson	10.4	1986

DEFENSE

Tackles

Rk	Player	Tkl	Year
1.	Jeff Ulbrich	169	1999
2.	Corey Paredes	151	2010
3.	Tim Buchanan	148	1968
4.	Randy Ingraham	145	1970
5.	Tom Murphy	144	1977
6.	Solomon Elimimian	141	2007
7.	Levi Stanley	140	1973
8.	Jahlani Tavai	129	2016
	Pisa Tinoisamoa	129	2002
	Thad Jefferson	129	1985
	David Dworsky	129	1971

Sacks

Rk	Player	Sacks	Year
1.	Al Noga	17.0	1986
2.	Travis LaBoy	13.0	2003
	Mark Odom	13.0	1989
4.	Mark Odom	11.0	1990
	Mark Odom	11.0	1987
6.	Gavin Robertson	10.0	1988
7.	Melilla Purcell	9.5	2006
8.	Art Laurel	9.0	2011
	David Veikune	9.0	2008
	Pete Noga	9.0	1986
	Colin Scotts	9.0	1986
	Alvis Satele	9.0	1984

*complete stats for this category not available

Tackles For Loss

Rk	Player	Tkl	Year
1.	Al Noga	31.0	1986
2.	Mark Odom	24.0	1989
3.	Travis LaBoy	22.0	2003
4.	Jahlani Tavai	19.5	2016
5.	K. Tulimasealii	18.5	2015
6.	Gavin Robertson	18.0	1988
	Al Noga	18.0	1987
8.	Pisa Tinoisamoa	17.5	2002
9.	Travis LaBoy	17.0	2001
10.	David Veikune	16.5	2008

*complete stats for this category not available

Interceptions

Rk	Player	Int	Year
1.	Walter Briggs	9	1989
2.	Mana Silva	8	2010
3.	Nate Jackson	7	2000
	Quincy LeJay	7	1999
	Ken Shibata	7	1974
6.	Mana Silva	6	2009
	Tony Pang Kee	6	1990
	Tim Paul	6	1974
	Harold Stringert	6	1973
	Jeris White	6	1971
	Steve Adler	6	1970
	George Lumpkin	6	1970



ALEX DUNNACHIE



WALTER BRIGGS



JEFF ULBRICH

YEARLY LEADERS

PASSING

Year	Name	Comp	Att	Yards	TD
1967	Dick Hough	109	197	1,419	9
1968	Larry Arnold	154	278	1,821	21
1969	Larry Arnold	110	211	1,378	11
1970	Howard Gay	68	140	851	7
1971	Elroy Chong	71	156	1,041	7
1972	Mike Biscotti	54	110	772	6
1973	Casey Ortez	103	178	1,385	10
1974	Alex Kaloi	120	240	1,214	6
1975	Alex Kaloi	64	132	793	4
1976	Joe McReynolds	36	76	373	1
1977	Jeff Duva	105	197	1,478	10
1978	Jeff Duva	113	208	1,463	14
1979	Mike Stennis	42	92	565	5
1980	Mike Stennis	71	141	869	3
1981	Tim Lyons	72	142	970	4
1982	Bernard Quarles	103	188	1,350	7
1983	Raphel Cherry	170	299	2,478	18
1984	Raphel Cherry	143	295	2,055	6
1985	Gregg Tipton	156	288	2,130	12
1986	Gregg Tipton	211	377	2,645	11
1987	Warren Jones	84	168	1,326	4
1988	Warren Jones	138	259	2,268	19
1989	Garrett Gabriel	143	249	2,145	17
1990	Garrett Gabriel	165	320	2,752	25
1991	Michael Carter	81	205	1,172	4
1992	Michael Carter	51	115	787	6
1993	Michael Carter	91	179	1,489	15
1994	John Hao	86	152	1,181	6
1995	Johnny Macon	68	152	985	6
1996	Glenn Freitas	129	234	1,157	8
1997	Josh Skinner	109	195	1,416	3
1998	Dan Robinson	163	354	2,155	11
1999	Dan Robinson	288	556	3,853	18
2000	Timmy Chang	245	469	3,041	19
2001	Nick Rolovich	233	405	3,361	34
2002	Timmy Chang	349	624	4,474	25
2003	Timmy Chang	353	601	4,199	29
2004	Timmy Chang	358	602	4,258	38
2005	Colt Brennan	350	515	4,301	35
2006	Colt Brennan	406	559	5,549	58
2007	Colt Brennan	359	510	4,343	38
2008	Greg Alexander	154	245	1,895	14
2009	Bryant Moniz	182	319	2,396	14
2010	Bryant Moniz	361	555	5,040	39
2011	Bryant Moniz	248	397	2,733	22
2012	Sean Schroeder	175	244	1,878	11
2013	Sean Schroeder	233	376	2,960	28
2014	Ikaika Woolsey	210	416	2,538	13
2015	Max Wittek	128	271	1,542	7
2016	Dru Brown	209	335	2,488	19
2017	Dru Brown	254	412	2,785	18
2018	Cole McDonald	285	484	3,875	36
2019	Cole McDonald	326	511	4,135	33

RUSHING

Year	Name	Att	Yards	Avg	TD
1967	Larry Cook	100	362	3.6	3
1968	Emory Holmes	139	714	5.1	5
1969	Bill Massey	144	840	5.8	11
1970	Larry Sherrer	106	722	6.6	9
1971	Larry Sherrer	204	1,129	5.5	16
1972	Albert Holmes	199	1,146	5.8	12
1973	Albert Holmes	166	715	4.3	6
1974	Regis Grice	115	472	4.1	2
1975	Norris Birdsong	165	731	4.4	6
1976	Wilbert Haslip	139	730	5.4	2
1977	Wilbert Haslip	134	698	5.2	3
1978	Gary Allen	98	521	5.3	1
1979	Gary Allen	162	1,040	6.4	8
1980	Gary Allen	193	884	4.6	2
1981	Gary Allen	194	1,006	5.2	8
1982	Anthony Edgar	201	900	4.5	7
1983	Dino Babers	76	295	3.9	3
1984	Raphel Cherry	168	424	2.5	3
1985	Nuu Faaola	203	1,064	5.2	10
1986	Danny Crowell	164	724	4.4	6
1987	Heikoti Fakava	163	792	4.9	16
1988	Heikoti Fakava	194	860	4.4	12
1989	Jamal Farmer	199	986	5.0	18
1990	Jamal Farmer	159	664	4.2	9
1991	Michael Carter	221	1,092	4.9	16
1992	Travis Sims	220	1,498	6.8	9
1993	Calvin Melvin	139	831	6.0	3
1994	Tupu Alualu	129	638	4.9	3
1995	Brett Washington	90	574	6.4	2
1996	Carlos Shaw	99	394	4.0	2
1997	Charles Tharp	195	796	4.1	7
1998	Charles Tharp	146	679	4.7	2
1999	Avion Weaver	114	645	5.7	4
2000	James Fenderson	113	651	5.8	7
2001	Mike Bass	108	558	5.2	3
2002	John West	59	451	7.6	5
2003	John West	64	422	6.6	4
2004	Michael Brewster	113	722	6.4	6
2005	Nate Ilaoa	85	643	7.6	6
2006	Nate Ilaoa	131	990	7.6	13
2007	Kealoha Pilaes	68	388	5.7	3
2008	Daniel Libre	99	443	4.5	6
2009	Leon Wright-Jackson	74	554	7.5	7
2010	Alex Green	146	1,199	8.2	18
2011	Joey Iosefa	110	548	5.0	7
2012	Will Gregory	137	691	5.0	3
2013	Joey Iosefa	126	590	4.7	5
2014	Steven Lakalaka	159	646	4.1	2
2015	Paul Harris	197	1,132	5.7	6
2016	Diocemy Saint Juste	165	1,006	6.1	3
2017	Diocemy Saint Juste	282	1,510	5.4	7
2018	Fred Holly III	108	468	4.3	4
2019	Miles Reed	174	908	5.2	8



GREGG TIPTON



LARRY SHERRER

YEARLY LEADERS

RECEIVING

Year	Name	Rec	Yards	Avg/G	TD
1967	Jim Schultz	60	956	95.6	7
1968	McKinley Reynolds	49	711	71.1	7
	Rich Leon	51	653	65.3	6
1969	Dave Patterson	36	435	43.5	3
1970	Henry Sovio	29	339	30.8	0
1971	Henry Sovio	36	527	47.9	2
1972	Golden Richards	23	414	59.1	5
1973	Allen Brown	46	735	81.7	2
1974	Mel deLaura	42	482	43.8	2
1975	Larry Jackson	12	186	16.9	3
	Mike Fletcher	12	177	16.0	0
	Mike Vierra	12	166	15.0	0
1976	Mike Fletcher	23	284	25.8	2
1977	Rick Wagner	19	270	24.5	2
1978	DeWayne Jett	18	382	34.7	5
	Walt Little	24	293	26.6	3
1979	DeWayne Jett	21	271	24.6	5
1980	Ron Pennick	23	282	25.6	2
	Gary Allen	26	257	23.3	1
1981	Gary Allen	21	367	36.7	2
	Merv Lopes	23	313	28.4	2
1982	Walter Murray	31	494	44.9	5
1983	Walter Murray	44	773	70.2	7
1984	Walter Murray	37	625	56.8	1
1985	Walter Murray	66	673	56.0	7
1986	David Dyas	33	562	46.8	1
	Ron Hall	42	508	42.3	2
1987	Dane McArthur	24	391	32.5	2
1988	Chris Roscoe	44	859	71.5	9
1989	Chris Roscoe	47	1,043	80.2	9
1990	Jeff Sydner	47	820	68.3	7
	Dane McArthur	49	696	58.0	8
1991	Jeff Sydner	34	421	38.2	2
1992	Darrick Branch	25	491	40.9	5
1993	Brian Gordon	27	419	34.9	4
1994	Brannon Kennedy	23	462	38.5	2
	Clint Kuboyama	27	315	26.3	2
1995	Dillan Micus	31	536	44.7	3
	Eddie Klaneski	36	513	42.8	1
1996	Dillan Micus	27	366	33.3	1
1997	Charles Tharp	42	435	36.3	1
1998	Wesley Morris	51	692	57.7	4
1999	Dwight Carter	77	1,253	104.4	9
2000	Ashley Lelie	74	1,110	92.5	11
2001	Ashley Lelie	84	1,713	142.8	19
2002	Justin Colbert	92	1,302	93.0	8
2003	Chad Owens	85	1,134	103.1	9
2004	Chad Owens	102	1,290	99.2	17
2005	Ryan Grice-Mullen	85	1,228	102.3	12
	Davone Bess	89	1,124	93.7	14
2006	Davone Bess	96	1,220	87.1	15
2007	Ryan Grice-Mullen	106	1,372	105.5	13
	Davone Bess	108	1,266	97.4	12
2008	Michael Washington	62	789	56.4	6
	Greg Salas	57	831	59.4	3
2009	Greg Salas	106	1,590	122.3	8
2010	Greg Salas	119	1,889	134.9	14
2011	Billy Ray Stutzmann	78	910	70.0	4
	Royce Pollard	71	1,011	84.2	8
2012	Billy Ray Stutzmann	35	447	44.7	0
2013	Chris Gant	59	973	81.1	9
2014	Quinton Pedroza	59	674	56.2	3
	Marcus Kemp	56	797	61.3	3
2015	Marcus Kemp	36	563	43.3	2
2016	Marcus Kemp	73	1,100	78.6	8
2017	John Ursua	47	667	111.2	5
	Dylan Collie	56	636	53.0	4
2018	John Ursua	89	1,343	103.3	16
2019	Cedric Byrd II	98	1,097	73.1	10
	JoJo Ward	65	1,134	75.6	11

TOTAL OFFENSE

Year	Name	Plays	Rush	Pass	Yards	TD
1967	Dick Hough	279	205	1,419	1,624	9
1968	Larry Arnold	326	-31	1,821	1,790	21
1969	Larry Arnold	242	-102	1,378	1,276	11
1970	Howard Gay	175	-28	851	823	7
1971	Larry Sherrer	204	1,129	0	1,129	16
1972	Albert Holmes	199	1,146	0	1,146	12
1973	Casey Ortez	228	-115	1,385	1,270	10
1974	Alex Kaloi	344	231	1,214	1,445	6
1975	Alex Kaloi	260	334	793	1,127	4
1976	Wilbert Haslip	140	730	18	748	2
1977	Jeff Duva	268	79	1,478	1,557	11
1978	Jeff Duva	289	93	1,463	1,556	16
1979	Gary Allen	164	1,040	31	1,071	8
1980	Mike Stennis	217	201	869	1,070	8
1981	Gary Allen	197	1,006	5	1,011	9
1982	Bernard Quarles	295	345	1,350	1,695	12
1983	Raphel Cherry	446	266	2,478	2,744	26
1984	Raphel Cherry	463	424	2,055	2,479	3
1985	Gregg Tipton	380	-62	2,130	2,068	3
1986	Gregg Tipton	452	-97	2,645	2,548	1
1987	Warren Jones	255	193	1,326	1,519	6
1988	Warren Jones	460	669	2,268	2,937	8
1989	Garrett Gabriel	352	246	2,145	2,391	22
1990	Garrett Gabriel	412	120	2,752	2,872	28
1991	Michael Carter	426	1,092	1,172	2,264	20
1992	Travis Sims	220	1,498	0	1,498	9
1993	Michael Carter	333	648	1,489	2,137	26
1994	John Hao	210	112	1,181	1,293	8
1995	Johnny Macon	259	378	985	1,363	12
1996	Glenn Freitas	349	352	1,157	1,509	11
1997	Josh Skinner	253	-31	1,416	1,385	5
1998	Dan Robinson	438	-27	2,155	2,128	13
1999	Dan Robinson	616	-91	3,853	3,762	32
2000	Timmy Chang	492	-49	3,041	2,992	21
2001	Nick Rolovich	454	4	3,361	3,365	34
2002	Timmy Chang	663	-17	4,474	4,457	26
2003	Timmy Chang	644	-60	4,199	4,139	30
2004	Timmy Chang	639	0	4,258	4,258	40
2005	Colt Brennan	614	154	4,301	4,455	37
2006	Colt Brennan	645	366	5,549	5,915	63
2007	Colt Brennan	592	25	4,343	4,368	46
2008	Greg Alexander	335	139	1,895	2,034	17
2009	Bryant Moniz	377	117	2,396	2,513	15
2010	Bryant Moniz	636	102	5,040	5,142	43
2011	Bryant Moniz	478	293	2,733	3,026	30
2012	Sean Schroeder	398	-169	1,878	1,709	12
2013	Sean Schroeder	429	-60	2,969	2,909	30
2014	Ikaika Woolsey	526	203	2,538	2,741	14
2015	Max Wittek	309	-89	1,542	1,453	8
2016	Dru Brown	423	306	2,488	2,794	23
2017	Dru Brown	470	7	2,785	2,792	20
2018	Cole McDonald	618	359	3,875	4,234	40
2019	Cole McDonald	612	383	4,135	4,518	40



ASHLEY LELIE

YEARLY LEADERS

ALL-PURPOSE

Year	Player	Rush	Rec	PR	KOR	Yds
1967	Jim Schultz	0	956	0	0	956
1968	Emory Holmes	714	52	0	466	1,232
1969	Bobby Ahu	531	87	262	541	1,421
1970	Larry Sherrer	742	104	0	191	1,017
1971	Larry Sherrer	1,129	97	24	37	1,287
1972	Albert Holmes	1,146	27	0	0	1,173
1973	Allen Brown	78	735	0	0	813
1974	Arnold Morgado	436	143	0	208	787
1975	Norris Birdsong	731	76	0	85	892
1976	Wilbert Haslip	730	21	0	0	751
1977	Gerald Green	548	266	123	0	977
1978	Gary Allen	521	51	10	126	698
1979	Gary Allen	1,040	220	0	0	1,260
1980	Gary Allen	884	257	0	0	1,141
1981	Gary Allen	1,006	367	76	0	1,449
1982	Anthony Edgar	900	120	0	0	1,020
1983	Walter Murray	8	773	0	17	798
1984	Walter Murray	61	625	0	0	686
1985	Nuu Faaola	1,064	179	0	0	1,243
1986	Danny Crowell	724	336	0	0	1,060
1987	Heikoti Fakava	792	186	0	0	978
1988	Larry Khan-Smith	39	119	0	852	1,010
1989	Jamal Farmer	986	152	0	0	1,138
1990	Jeff Sydnor	390	820	483	265	1,958
1991	Jeff Sydnor	296	421	144	495	1,356
1992	Travis Sims	1,498	4	0	0	1,502
1993	Brian Gordon	543	419	0	169	1,131
1994	Matt Harding	24	166	69	633	892
1995	Matt Harding	1	89	11	673	774
1996	Carlos Shaw	394	134	0	129	657
1997	Charles Tharp	796	435	0	192	1,423
1998	Wesley Morris	0	692	0	476	1,168
1999	Dwight Carter	0	1,253	0	0	1,253
2000	Ashley Lelie	0	1,023	0	0	1,023
2001	Ashley Lelie	0	1,713	0	0	1,713
2002	Justin Colbert	0	1,302	7	0	1,309
2003	Chad Owens	6	1,134	136	25	1,301
2004	Chad Owens	0	1,290	531	45	1,866
2005	Ryan Grice-Mullen	18	1,228	0	0	1,246
2006	Nate Ilaoa	990	837	0	0	1,827
2007	Davone Bess	0	1,266	175	0	1,441
2008	Malcolm Lane	0	613	0	635	1,248
2009	Greg Salas	0	1,590	57	0	1,647
2010	Greg Salas	0	1,889	-2	0	1,887
2011	Mike Edwards	0	0	19	1,086	1,105
2012	Mike Edwards	18	0	0	1,215	1,233
2013	Chris Gant	14	973	0	401	1,388
2014	Marcus Kemp	13	797	0	0	797
2015	Paul Harris	1,132	151	0	138	1,421
2016	Paul Harris	568	17	0	835	1,420
2017	D. Saint Juste	1,510	157	0	0	1,667
2018	John Ursua	4	1,343	0	0	1,347
2019	Cedric Byrd II	36	1,097	42	24	1,199

SCORING

Year	Player	TD	XP	FG	Pts
1967	Jim Schultz	7	1	0	44
1968	McKinley Reynolds	8	0	0	48
	Ralph Kaspari	8	0	0	48
1969	Bill Massey	11	0	0	66
1970	Bill Massey	9	2	0	56
1971	Larry Sherrer	16	0	0	96
1972	Albert Holmes	12	0	0	72
1973	Reinhold Stuprich (K)	0	22	15	67
1974	Reinhold Stuprich (K)	0	18	9	45
1975	Curtis Goodman (K)	0	18	10	48
1976	Norris Birdsong	7	0	0	42
1977	Curtis Goodman (K)	0	24	15	69
1978	Peter Kim (K)	0	28	4	40
1979	Jim Asmus (K)	0	34	13	73
1980	Jim Asmus (K)	0	29	13	68
1981	Lee Larsen (K)	0	36	12	72
1982	Lee Larsen (K)	0	24	12	60
1983	Richard Spelman (K)	0	25	12	61
1984	Richard Spelman (K)	0	22	21	85
1985	Kerry Brady (K)	0	20	16	68
1986	Rod Valverde (K)	1	26	13	71
1987	Heikoti Fakava	17	0	0	102
1988	Jason Elam (K)	0	38	19	95
1989	Jamal Farmer	19	1 (2)	0	116
1990	Jeff Sydnor	12	2 (2)	0	76
1991	Michael Carter	16	0	0	96
1992	Jason Elam (K)	0	44	16	92
1993	Michael Carter	12	0	0	72
1994	Carlton Oswalt (K)	0	16	17	37
1995	Glenn Freitas	12	0	0	72
1996	Carlton Oswalt (K)	0	18	7	39
1997	Eric Hannum (K)	0	18	15	63
1998	Chad Shrout (K)	0	10	7	31
1999	Eric Hannum (K)	0	35	11	68
2000	Ashley Lelie	11	0	0	66
2001	Ashley Lelie	19	0	0	114
2002	Justin Ayat (K)	0	55	15	100
2003	Justin Ayat (K)	0	30	14	72
2004	Chad Owens	22	0	0	132
2005	Davone Bess	14	0	0	84
2006	Nate Ilaoa	18	0	0	108
2007	Dan Kelly (K)	0	70	12	106
2008	Dan Kelly (K)	0	41	10	71
2009	Scott Enos (K)	0	34	12	70
2010	Scott Enos (K)	0	71	17	122
2011	Joey Iosefa	8	0	0	48
	Bryant Moniz	8	0	0	48
	Royce Pollard	8	0	0	48
2012	Tyler Hadden (K)	0	29	13	68
2013	Chris Gant	10	1 (2)	0	64
2014	Tyler Hadden (K)	0	28	18	82
2015	Rigoberto Sanchez (K)	0	23	8	47
2016	Rigoberto Sanchez (K)	0	49	13	88
2017	Diocemy Saint Juste	8	0	0	48
2018	John Ursua	17	1 (2)	0	104
2019	Ryan Meskill	0	64	10	94



JEFF SYDNER



CHAD OWENS

YEARLY LEADERS

PUNTING


Year	Player	NO	YDS	AVG	LG
1967	Dick Hough	47	1,594	33.9	57
1968	Rich Leon	64	2,351	36.7	61
1969	John Reardon	52	1,759	33.8	48
1970	Bob Leahy	57	2,124	37.3	61
1971	Eddie Davis	28	958	34.2	47
1972	John Masters	62	2,310	37.3	52
1973	Bob Lueke	63	2,451	38.9	66
1974	John Masters	72	2,786	38.7	71
1975	Jim Lyons	57	2,129	37.4	61
1976	Paul Dombroski	76	2,967	39.0	53
1977	Greg Cummins	63	2,623	41.6	73
1978	Greg Cummins	61	2,419	39.7	58
1979	Jim Asmus	58	2,303	39.7	56
1980	Jim Asmus	61	2,373	38.9	54
1981	Frank Natividad	65	2,491	38.3	57
1982	Frank Natividad	58	2,277	39.3	57
1983	Tom McCarthy	61	2,494	40.9	74
1984	Tom McCarthy	55	2,216	40.3	57
1985	Ben Ma'afala	60	2,298	38.3	62
1986	Kyle Ah Loo	61	2,301	37.7	56
1987	Kyle Ah Loo	61	2,304	37.8	64
1988	Kyle Ah Loo	48	1,954	40.7	54
1989	Kyle Ah Loo	36	1,537	42.7	61
1990	Winston Haynes	44	1,570	35.7	54
1991	Winston Haynes	42	1,647	39.2	53
1992	Jason Elam	49	2,179	44.5	78
1993	Stephen Wilson	46	1,976	43.0	68
1994	Stephen Wilson	63	2,476	39.3	54
1995	Chad Shrout	51	1,968	38.6	78
1996	Eric Hannum	77	3,073	39.9	70
1997	Chad Shrout	68	3,133	46.1	71
1998	Chad Shrout	82	3,173	41.2	62
1999	Chad Shrout	62	2,575	41.5	60
2000	Mat McBriar	43	1,647	38.3	65
2001	Mat McBriar	40	1,736	43.4	69
2002	Mat McBriar	48	2,148	44.8	73
2003	Kurt Milne	63	2,501	39.7	55
2004	Kurt Milne	54	2,154	39.9	55
2005	Kurt Milne	41	1,479	36.1	52
2006	Kurt Milne	17	646	38.0	52
2007	Tim Grasso	35	1,390	39.7	51
2008	Tim Grasso	68	2,750	40.4	56
2009	Alex Dunnachie	42	1,647	39.2	66
2010	Alex Dunnachie	52	2,234	43.0	61
2011	Alex Dunnachie	56	2,221	39.7	62
2012	Alex Dunnachie	49	2,262	46.2	73
2013	Scott Harding	56	2,251	40.2	62
2014	Scott Harding	86	3,554	41.3	66
2015	Rigoberto Sanchez	74	3,335	45.1	73
2016	Rigoberto Sanchez	70	3,122	44.6	57
2017	Stan Gaudion	58	2,440	42.1	55
2018	Stan Gaudion	49	1,998	40.8	56
2019	Ben Scruton	20	882	44.1	65

KICKOFF RETURNS

Year	Player	NO	YDS	AVG	TD
1968	Emory Holmes	19	466	24.5	0
1969	Bobby Ahu	22	541	24.6	1
1970	Larry Sherrer	9	191	21.2	0
1971	John Duckworth	13	252	19.4	0
1972	Golden Richards	9	192	21.3	0
1973	John Duckworth	10	203	20.3	0
1974	Larry Roberson	19	359	18.9	0
1975	Larry Jackson	11	239	21.7	0
1976	DeWayne Jett	24	360	15.0	0
1977	Burton Coloma	9	192	21.3	0
1978	O.J. Hamilton	13	231	17.8	0
1979	David Toloumu	13	357	27.5	0
1980	David Toloumu	15	391	26.1	0
1981	David Toloumu	11	246	22.4	0
1982	Kent Kafentzis	9	155	17.2	0
1983	Mike Akiu	22	491	22.3	0
1984	Marcel Williams	13	243	22.7	0
1985	Marcel Williams	8	244	30.5	0
1986	Koldene Walsh	11	258	23.5	0
1987	Marcel Williams	14	335	23.9	0
1988	Larry Khan-Smith	32	852	26.6	1
1989	Larry Khan-Smith	16	357	22.3	0
1990	Larry Khan-Smith	21	449	21.4	0
1991	Darrick Branch	22	542	24.6	1
1992	Darrick Branch	21	488	23.2	1
1993	Matt Harding	15	346	23.1	0
1994	Matt Harding	31	633	20.4	0
1995	Matt Harding	31	673	21.7	0
1996	Gerald Lacey	14	274	19.6	0
1997	Eleu Kane	18	394	21.9	0
1998	Wesley Morris	21	476	22.7	0
1999	Jamal Garland	33	751	22.8	0
2000	Jamal Garland	23	517	22.5	0
2001	Chad Owens	24	807	33.6	2
2002	Chad Owens	19	477	25.1	0
2003	John West	19	446	23.5	0
2004	Jason Ferguson	32	679	21.2	0
2005	Andre Taylor	28	600	21.4	0
2006	Ross Dickerson	26	650	25.0	1
2007	Malcolm Lane	25	730	29.2	2
2008	Malcolm Lane	24	635	26.5	0
2009	Jovonte Taylor	37	918	24.8	0
2010	Dustin Blount	28	691	24.7	0
2011	Mike Edwards	44	1,086	24.7	0
2012	Mike Edwards	40	1,215	30.4	3
2013	Chris Gant	19	401	21.1	0
2014	Keelan Ewaliko	29	589	20.3	0
2015	Keelan Ewaliko	22	578	26.3	1
2016	Paul Harris	34	835	24.6	0
2017	Keelan Ewaliko	36	742	20.6	0
2018	Justice Augafa	19	409	21.5	0
2019	Lincoln Victor	22	494	22.5	0



RIGOBERTO SANCHEZ



DAVID TOLOUMU

YEARLY LEADERS

PUNT RETURNS

Year	Player	NO	YDS	AVG	TD
1968	Lon Williams	39	381	9.8	0
1969	Bobby Ahu	23	262	11.4	3
1970	Roger Weatherby	18	208	11.6	0
1971	John Duckworth	6	26	4.3	0
1972	Golden Richards	13	78	6.0	0
1973	Harold Stringert	21	157	7.5	1
1974	Ed Gilliam	6	30	5.0	0
1975	Dale Bunn	26	232	8.9	1
1976	Gerald Green	13	47	3.6	0
1977	Gerald Green	14	123	8.8	1
1978	O.J. Hamilton	8	80	10.0	0
1979	Dana McLemore	32	327	10.2	2
1980	Dana McLemore	27	237	8.8	0
1981	Dana McLemore	31	261	8.4	0
1982	Vernon Gearing	21	174	8.3	0
1983	Marco Johnson	14	170	10.0	0
1984	Vincent Sides	21	150	7.1	0
1985	Marco Johnson	10	124	12.4	0
1986	Marco Johnson	28	290	10.4	0
1987	Marco Johnson	18	100	5.6	0
1988	Walter Briggs	23	204	8.9	0
1989	Jeff Sydner	19	293	15.4	1
1990	Jeff Sydner	40	483	12.1	1
1991	Jeff Sydner	18	144	8.0	0
1992	Matt Harding	1	44	44.0	1
1993	Zac Odom	19	128	6.7	0
1994	Matt Harding	2	69	34.5	2
1995	Eddie Klaneski	9	55	6.1	0
1996	Eddie Klaneski	18	165	9.2	0
1997	Eddie Klaneski	34	359	10.6	0
1998	Charles Tharp	17	153	9.0	0
1999	Jamal Garland	38	282	7.4	0
2000	Feamma Armstrong	12	132	11.0	0
2001	Chad Owens	18	216	12.0	1
2002	Chad Owens	17	131	7.7	0
2003	Clifton Herbert	30	271	9.0	0
2004	Chad Owens	36	531	14.8	5
2005	Andre Taylor	5	37	7.4	0
2006	Myron Newberry	22	130	5.9	0
2007	Davone Bess	18	175	9.7	0
2008	Aaron Bain	8	41	5.1	0
2009	Ryan Henry	18	93	5.2	0
2010	Ryan Henry	9	48	5.3	0
2011	Scott Harding	19	141	7.4	0
2012	Scott Harding	23	295	12.8	1
2013	Scott Harding	21	175	8.3	0
2014	Scott Harding	25	220	8.8	0
2015	Nick Nelson	19	141	7.4	0
2016	John Ursua	8	63	7.9	0
2017	Dylan Collie	4	19	4.8	0
2018	Justice Augafa	13	103	7.9	0
2019	Cedric Byrd II	9	42	4.7	0

TACKLES

Year	Player	UA	AST	TOT
1968	Tim Buchanan	69	98	148
1969	David Dworsky	62	67	129
1970	Randy Ingraham	73	72	145
1971	David Dworsky	54	72	126
1972	Levi Stanley	63	50	113
1973	Levi Stanley	77	63	140
1974	John Woodcock	77	49	126
1975	John Woodcock	72	44	116
1976	John Annillo	45	24	69
1977	Tom Murphy	47	97	144
1978	Scott Voeller	81	41	122
1979	Steve Lehor	62	55	117
1980	Steve Lehor	50	65	115
1981	Doug Kyle	59	32	91
1982	Carl Kenneybrew	73	40	113
1983	Rich Miano	64	19	83
1984	Rich Miano	62	48	110
1985	Thad Jefferson	81	48	129
1986	Al Noga	64	26	90
1987	William Bell	64	19	83
1988	Walter Briggs	67	45	112
1989	Joaquin Barnett	70	30	100
1990	Terry Whitaker	52	50	102
1991	Tony Pang Kee	66	21	87
1992	Bryan Addison	58	35	93
1993	Junior Faavae	42	30	72
1994	Junior Faavae	76	20	96
1995	Clint Kuboyama	62	25	87
1996	Eddie Klaneski	79	35	114
1997	Eddie Klaneski	78	50	128
1998	Anthony Smith	66	37	103
1999	Jeff Ulbrich	42	127	169
2000	Jacob Espiau	79	47	126
2001	Chris Brown	84	40	124
2002	Pisa Tinoisamoa	89	40	129
2003	Ikaika Curnan	71	50	121
2004	Leonard Peters	77	43	120
2005	Kila Kamakawiwo'ole	48	36	84
2006	Adam Leonard	62	52	114
2007	Solomon Elimimian	68	73	141
2008	Solomon Elimimian	64	57	121
2009	Blaze Soares	58	49	107
2010	Corey Paredes	83	68	151
2011	Corey Paredes	58	49	107
2012	Paipai Falemalu	37	19	56
	Marrell Jackson	40	16	56
2013	Brenden Daley	54	36	90
2014	Taz Stevenson	69	19	88
2015	Julian Gener	62	33	95
2016	Jahlani Tavai	86	43	129
2017	Jahlani Tavai	66	58	124
2018	Solomon Matautia	54	38	92
2019	Khoury Bethley	61	22	83



SCOTT HARDING



JUNIOR FAVAE


YEARLY LEADERS

INTERCEPTIONS

Year	Player	NO	YDS	AVG	TD
1968	Steve Rodriguez	3	20	6.7	0
1969	Mike Bengston	4	116	29.0	1
1970	Steve Adler	6	102	17.0	1
	George Lumpkin	6	91	15.2	0
1971	Jeris White	6	141	23.5	2
1972	Harold Stringert	5	47	9.4	1
1973	Harold Stringert	6	70	11.7	1
1974	Ken Shibata	7	49	7.0	0
1975	Mike Perkins	4	43	10.8	0
1976	John Annillo	3	27	9.0	0
1977	Keoni Jardine	5	40	8.0	0
1978	Junior Talaesea	3	64	21.3	0
1979	Keoni Jardine	5	68	13.6	0
1980	Lyndell Jones	5	53	10.6	0
1981	Dana McLemore	4	106	26.5	0
1982	Steve Lehor	4	5	1.3	0
1983	Rich Miano	3	13	4.3	0
	Kurt Kafentzis	3	1	0.3	0
1984	Kent Kafentzis	4	47	11.8	0
	Kurt Kafentzis	4	4	1.0	0
1985	Kent Kafentzis	4	64	16.0	1
	Kyle Kafentzis	4	3	0.8	0
1986	Kyle Kafentzis	4	39	9.8	1
1987	William Bell	3	97	32.3	1
	Leon Austin	3	33	11.0	1
1988	Mike Tresler	4	47	11.8	0
1989	Walter Briggs	9	116	12.9	1
1990	Tony Pang Kee	6	67	11.2	0
1991	Zac Odom	2	37	18.5	0
1992	Bryan Addison	4	50	12.5	1
1993	Lindsey Yowell	2	1	0.5	0
1994	Jason Ross	4	38	9.5	0
1995	Clint Kuboyama	2	0	0.0	0
1996	Eddie Klaneski	5	72	14.4	1
1997	Eddie Klaneski	2	0	0.0	0
	Chris Shinnick	2	14	7.0	0
1998	Quincy LeJay	2	90	45.0	0
1999	Quincy LeJay	7	151	21.6	3
2000	Nate Jackson	7	57	8.1	0
2001	Kelvin Millhouse, Jr.	5	111	22.2	1
2002	Hyrum Peters	4	176	44.0	3
	Kelvin Millhouse, Jr.	4	17	4.2	0
2003	Kelvin Millhouse, Jr.	4	28	7.0	1
	Abraham Elimimian	4	17	4.2	0
2004	Abraham Elimimian	5	30	6.0	1
2005	Turmarian Moreland	4	36	9.0	0
2006	Gerard Lewis	3	33	11.0	0
	Leonard Peters	3	101	33.7	2
2007	Adam Leonard	4	117	29.2	2
	Myron Newberry	4	98	24.5	1
2008	Keao Monteilh	5	36	7.2	0
2009	Mana Silva	6	28	4.7	0
2010	Mana Silva	8	60	7.5	0
2011	Richard Torres	3	150	50.0	2
	Aaron Brown	3	17	5.7	0
	John Hardy-Tuliau	3	7	2.5	0
2012	John Hardy-Tuliau	3	52	17.3	1
2013	Trayvon Henderson	3	23	7.7	0
2014	TJ Taimatuia	2	45	22.5	0
	Daniel Lewis, Jr.	2	20	10.0	0
	Trayvon Henderson	2	0	0.0	0
2015	Dany Mulanga	1	36	36.0	0
	Jalen Rogers	1	(-3)	(-3.0)	0
	Julian Gener	1	3	3.0	0
2016	Jalen Rogers	4	0	0.0	0
2017	Solomon Matautia	3	60	20.0	1
2018	Zach Wilson	2	13	6.5	0
2019	Kai Kaneshiro	3	59	19.7	1
	Ikem Okeke	3	62	20.7	0

SACKS

Year	Player	NO.	Yds
1984	Alvis Satele	9.0	
1985	Al Noga	8.0	
	Pete Noga	8.0	
1986	Al Noga	17.0	
1987	Mark Odom	11.0	-
1988	Gavin Robertson	10.0	-
1989	Mark Odom	13.0	-
1990	Mark Odom	11.0	-
1991	Junior Tagoai	6.0	-
	Herman Talley	6.0	-
1992	Junior Tagoai	6.0	43
1993	George (Tupuola) Noga	6.0	34
1994	Rod York	7.0	38
1995	George Noga	6.0	51
1996	Doug Rosevold	4.0	37
1997	Brian Chapman	6.0	32
	Kam Cobb-Adams	6.0	35
1998	Houdini Jackson	3.0	-
1999	Jeff Ulbrich	8.0	67
2000	Pisa Tinoisamoa	4.0	27
	Chris Brown	4.0	18
2001	Pisa Tinoisamoa	5.0	20
2002	Pisa Tinoisamoa	6.5	38
2003	Travis LaBoy	11.0	86
2004	Melila Purcell	6.0	49
2005	Kila Kamakawiwo'ole	8.0	62
2006	Melila Purcell	9.5	39
2007	David Veikune	7.0	19
2008	David Veikune	9.0	53
2009	Corey Paredes	4.0	29
2010	Kamalu Umu	5.0	23
	Paipai Falemalu	5.0	41
2011	Art Laurel	9.0	61
2012	Tavita Woodard	5.5	39
2013	Beau Yap	5.5	51
2014	Beau Yap	4.5	19
2015	Kennedy Tulimasealii	3.5	21
2016	Jahlani Tavai	7.0	32
2017	Jahlani Tavai	5.5	38
2018	Kaimana Padello	8.5	87
2019	Kaimana Padello	3.0	12



SINGLE-GAME RECORDS

PASSING YARDS

Rk	Player	Yards	Opponent	Date	C-A-I	TD	Result
1.	Bryant Moniz	560	San José State	11/20/10	32-44-2	3	W, 41-7
2.	Colt Brennan	559	Arizona State*	12/24/06	33-42-1	5	W, 41-24
3.	Colt Brennan	548	at Louisiana Tech	09/08/07	43-61-1	4	W, 45-44 (OT)
4.	Colt Brennan	545	at San José State	10/12/07	44-75-4	4	W, 42-35 (OT)
5.	Nick Rolovich	543	BYU	12/08/01	29-52-1	8	W, 72-45
6.	Timmy Chang	534	at Louisiana Tech	10/18/03	33-46-4	5	W, 44-41
7.	Bryant Moniz	532	Louisiana Tech	10/02/10	42-58-0	4	W, 41-21
8.	Dan Robinson	530	Navy	11/20/99	37-63-1	5	W, 48-41
9.	Colt Brennan	515	New Mexico St.	10/15/05	38-53-1	7	W, 49-28
10.	Nick Rolovich	505	Air Force	11/24/01	30-46-0	5	W, 52-30
11.	Nick Rolovich	500	Miami (Ohio)	11/17/01	30-53-1	7	W, 52-51
12.	Sean Schroeder	499	at Wyoming	11/23/13	37-50-1	6	L, 56-59 (OT)
13.	Colt Brennan	495	Boise State	11/23/07	40-53-2	5	W, 39-27
14.	Cole McDonald	493	BYU*	12/24/19	28-46-0	4	W, 38-34
15.	Greg Alexander	477	at UNLV	09/19/09	31-48-1	3	L, 33-34

*Hawai'i Bowl

ATTEMPTS

Rk	Player	Att	Opponent	Date	C-Y-I	TD	Result
1.	Colt Brennan	75	at San José State	10/12/07	44-545-4	4	W, 42-35 (OT)
2.	Timmy Chang	70	Rice	09/27/03	42-397-0	2	W, 41-21
3.	Timmy Chang	66	Florida Atlantic	09/04/04	38-302-0	2	L, 28-35 (OT)
4.	Timmy Chang	64	at Rice	11/16/02	35-369-1	2	W, 33-28
	Timmy Chang	64	San José State	10/28/00	34-403-2	3	L, 48-57
6.	Dan Robinson	63	Navy	11/20/99	37-530-1	5	W, 48-41
7.	Colt Brennan	61	at Louisiana Tech	09/08/07	43-548-1	4	W, 45-44 (OT)
	Timmy Chang	61	at Fresno State	10/25/02	36-462-1	2	W, 31-21
	Timmy Chang	61	at UNLV	9/19/03	37-363-3	2	L, 22-33
10.	Timmy Chang	60	Fresno State	10/11/03	40-353-0	5	W, 55-28

COMPLETIONS

Rk	Player	Comp	Opponent	Date	A-Y-I	TD	Result
1.	Colt Brennan	44	at San José State	10/12/07	75-545	4	W, 42-35 (OT)
2.	Colt Brennan	43	at Louisiana Tech	09/08/07	61-548-1	4	W, 45-44 (OT)
3.	Bryant Moniz	42	Louisiana Tech	10/02/10	58-532-0	4	W, 41-21
	Colt Brennan	42	Washington	09/08/07	50-442-0	5	W, 35-28
	Timmy Chang	42	Rice	09/27/03	70-397-0	2	W, 41-21
6.	Colt Brennan	40	Boise State	11/23/07	53-495-2	5	W, 39-27
	Timmy Chang	40	Fresno State	10/11/03	60-353-0	5	W, 55-28
8.	Colt Brennan	38	New Mexico State	10/15/05	53-515-1	7	W, 49-28
	Timmy Chang	38	Florida Atlantic	09/04/04	66-302-0	2	L, 28-35 (OT)

TOUCHDOWNS

Rk	Player	TDs	Opp.	Date	C-A-I	Yds	Result
1.	Nick Rolovich	8	BYU	12/08/01	29-52-1	543	W, 72-45
2.	Bryant Moniz	7	UC Davis	09/24/11	30-40-0	424	W, 56-14
	Colt Brennan	7	New Mexico State	10/15/05	38-53-1	515	W, 49-28
	Nick Rolovich	7	Miami (OH)	11/17/01	30-53-1	500	W, 52-51
5.	Cole McDonald	6	Navy	09/01/18	30-41-0	428	W, 59-41
	Sean Schroeder	6	at Wyoming	11/23/13	37-50-1	499	L, 56-59
	Bryant Moniz	6	Charleston Southern	09/25/10	19-27-2	395	W, 66-7
	Colt Brennan	6	New Mexico State	10/27/07	29-46-1	425	W, 50-13
	Colt Brennan	6	Northern Colorado	09/01/07	34-40-0	416	W, 63-6
	Colt Brennan	6	at Utah State	11/04/06	18-29-1	413	W, 63-10
	Timmy Chang	6	Idaho	11/20/04	23-31-2	376	W, 52-21

SINGLE-GAME RECORDS

RUSHING

YARDS

Rk	Player	Yards	Opponent	Date	Att	YPC	TD
1.	Alex Green	327	at New Mexico State	11/22/10	19	17.2	3
2.	Pete Wilson	270	BYU	11/17/50	-	-	4
3.	Jamal Farmer	242	Air Force	12/09/89	35	6.9	2
	Anthony Edgar	242	Air Force	11/27/82	22	11.0	3
5.	Diocemy Saint Juste	241	at Nevada	10/07/17	25	9.6	1
6.	Wilbert Haslip	221	Idaho	09/24/77	22	10.0	2
7.	Joey Iosefa	219	UNLV	11/22/14	35	6.3	2
8.	Michael Carter (QB)	214	at Wyoming	08/31/91	33	6.5	2
9.	Diocemy Saint Juste	205	Nevada	10/01/16	19	10.8	0
10.	Diocemy Saint Juste	202	San José State	10/14/17	39	5.2	2
	Diocemy Saint Juste	202	Western Carolina	09/02/17	25	8.1	1
	Travis Sims	202	at UTEP	10/31/92	28	7.2	0
	Gary Allen	202	UTEP	10/27/79	24	8.4	1
14.	Larry Sherrer	196	Santa Clara	10/16/71	22	8.9	2
15.	Walter Briggs (QB)	194	at New Mexico	10/10/87	33	5.9	1

ATTEMPTS

Rk	Player	Att	Opponent	Date	Yards	YPC	TD
1.	Diocemy Saint Juste	39	San José State	10/14/17	202	5.2	2
2.	Joey Iosefa	37	San Diego State	11/16/13	155	4.2	1
3.	Joey Iosefa	35	UNLV	11/22/14	219	6.3	2
	Joey Iosefa	35	at Navy	11/09/13	191	5.5	1
	Jamal Farmer	35	Air Force	12/09/89	242	6.9	2
	Nuu Faaola	35	San Diego State	11/30/85	150	4.3	1
7.	Michael Carter (QB)	33	at Wyoming	08/31/91	214	6.5	2
	Walter Briggs (QB)	33	at New Mexico	10/10/87	194	5.9	1
	Norris Birdsong	33	Cal State Fullerton	11/01/75	155	4.7	2

TOUCHDOWNS

Rk	Player	TD	Opp.	Date	Att	Yards	YPC
1.	Heikoti Fakava	5	Yale	10/03/87	8	26	3.3
2.	Alex Green	4	at Utah State	10/23/10	14	172	12.3
	Glenn Freitas (QB)	4	at UNLV	09/30/95	12	65	5.4
	Glenn Freitas (QB)	4	UTEP	09/23/95	24	122	5.1
	Ivin Jasper (QB)	4	UTEP	09/25/93	10	23	2.3
	Larry Sherrer	4	New Mexico	11/27/71	29	113	3.9
	Bill Massey	4	Cal State Los Angeles	11/01/69	18	180	10.0
	Pete Wilson	4	BYU	11/17/50	-	270	-

SINGLE-GAME RECORDS

RECEIVING

RECEPTIONS

Rk	Player	Rec	Opponent	Date	Yards	YPC	TD
1.	Kealoha Pilares	18	Louisiana Tech	10/02/10	217	12.1	2
2.	Greg Salas	16	New Mexico State	11/14/09	196	12.3	1
3.	Davone Bess	15	Boise State	11/23/07	181	12.1	2
4.	Cedric Byrd II	14	Arizona	8/24/19	224	16.0	4
	Jason Rivers	14	Washington	12/01/07	167	11.9	4
	Ryan Grice-Mullen	14	at San José State	10/12/07	175	12.5	1
	Jason Rivers	14	at Louisiana Tech	09/08/07	176	12.6	1
	Jason Rivers	14	Arizona State*	12/24/06	308	22.0	2
	Davone Bess	14	Fresno State	10/29/05	158	11.3	1
	Chad Owens	14	Army	11/22/03	168	12.0	1
11.	John Ursua	13	at San José State	09/29/18	148	11.4	3
	Greg Salas	13	Tulsa	12/24/10	214	16.5	2
	Kealoha Pilares	13	at UNLV	09/19/09	146	11.2	0
	Ryan Grice-Mullen	13	New Mexico State	10/27/07	195	15.0	3
	Chad Owens	13	Michigan State	12/04/04	283	21.8	4
	Chad Owens	13	Florida Atlantic	09/04/04	89	6.8	1

*Hawai'i Bowl

YARDS

Rk	Player	Yards	Opponent	Date	Rec	YPC	TD
1.	Jason Rivers	308	Arizona State*	12/24/06	14	22.0	2
2.	Ashley Lelie	285	Air Force	11/24/01	9	31.7	3
3.	Chad Owens	283	Michigan State	12/04/04	13	21.8	4
4.	John Ursua	272	at Massachusetts	08/26/17	12	22.7	1
5.	Ashley Lelie	262	BYU	12/08/01	8	32.8	2
6.	Britton Komine	238	Nevada	10/12/02	8	29.8	2
7.	Cedric Byrd II	224	Arizona	08/24/19	14	16.0	4
8.	Dwight Carter	220	Eastern Illinois	09/11/99	9	24.4	1
9.	Kealoha Pilares	217	Louisiana Tech	10/02/10	18	12.1	2
10.	Royce Pollard	216	at Louisiana Tech	10/01/11	10	21.6	3
11.	Greg Salas	214	Tulsa*	12/24/10	13	16.5	2
12.	Ashley Lelie	211	Miami (OH)	11/17/01	6	35.2	3
13.	Dwight Carter	208	Navy	11/20/99	10	20.8	2
14.	Jeremiah Cockheran	207	Alabama	11/30/02	9	23.0	1
15.	Allen Brown	206	Puget Sound	10/20/73	9	22.9	0
16.	Walter Murray	201	Oklahoma	12/03/83	10	20.1	2

*Hawai'i Bowl

TOUCHDOWNS

Rk	Player	TD	Opponent	Date	Rec	Yards	YPC
1.	JoJo Ward	4	Oregon State	09/02/19	10	189	18.9
	Cedric Byrd II	4	Arizona	08/24/19	14	224	16.0
	Chris Gant	4	at Wyoming	11/23/13	8	174	21.8
	Jason Rivers	4	Washington	12/01/07	14	167	11.9
	Ryan Grice-Mullen	4	New Mexico State	10/15/05	9	137	15.2
	Chad Owens	4	Michigan State	12/04/04	13	283	21.8
	Chad Owens	4	Northwestern	11/27/04	9	155	17.2

SINGLE-GAME RECORDS

TOTAL OFFENSE

YARDS

Rk	Player	Yards	Opponent	Date	Pass	Rush	TDRF
1.	Bryant Moniz	581	Louisiana Tech	10/02/10	532	49	4
2.	Colt Brennan	574	Arizona State*	12/24/06	559	15	5
3.	Colt Brennan	561	New Mexico State	10/15/05	515	46	7
4.	Nick Rolovich	558	BYU	12/08/01	543	15	8
5.	Bryant Moniz	546	San José State	11/20/10	560	-14	3
6.	Colt Brennan	544	at San José State	10/12/07	545	-1	5
7.	Colt Brennan	540	at Louisiana Tech	09/08/07	548	-8	5
8.	Timmy Chang	527	at Louisiana Tech	10/18/03	534	-7	5
9.	Dan Robinson	525	Navy	11/20/99	530	-5	6
10.	Nick Rolovich	515	Miami (OH)	11/17/01	500	15	7
11.	Cole McDonald	514	at Colorado State	08/25/18	418	96	5
12.	Colt Brennan	513	Boise State	11/23/07	495	18	6
13.	Nick Rolovich	500	Air Force	11/23/01	505	-5	5
14.	Sean Schroeder	484	at Wyoming	11/23/13	499	-15	6
15.	Cole McDonald	483	BYU*	12/24/19	493	-10	5

*Hawai'i Bowl

TOUCHDOWNS RESPONSIBLE FOR

Rk	Player	TD	Opponent	Date	Pass	Rush	Yards
1.	Nick Rolovich	8	Brigham Young	12/8/01	8	0	543
2.	Bryant Moniz	7	UC Davis	09/24/11	7	0	474
	Bryant Moniz	7	Charleston Southern	09/25/10	6	1	415
	Colt Brennan	7	New Mexico State	10/15/05	7	0	561
	Nick Rolovich	7	Miami (OH)	11/17/01	7	0	505

ALL-PURPOSE

YARDS

Rk	Player	Yards	Opponent	Date	Rush	Rec	KR	PR
1.	Chad Owens	342	BYU	12/08/01	0	0	249	93
2.	Alex Green	327	at New Mexico State	11/20/10	327	10	0	0
3.	Jason Rivers	308	Arizona State*	12/24/06	308	0	0	0
4.	Chad Owens	301	Michigan State	12/04/04	0	283	0	18
5.	Jeff Sydnor	299	at San Diego State	11/09/90	53	124	114	8
6.	Ashley Lelie	285	Air Force	11/23/01	285	0	0	0
7.	Ross Dickerson	283	at New Mexico State	10/21/06	0	125	158	0
	Jeff Sydnor	283	BYU	12/01/90	34	143	12	111
9.	Chad Owens	276	Northwestern	11/27/04	0	155	17	104
10.	John Ursua	272	at Massachusetts	08/26/17	0	272	0	0
	Jeff Sydnor	272	Maine	10/06/90	62	87	12	111

*Hawai'i Bowl

SINGLE-GAME RECORDS

SCORING

POINTS

Rk	Player	Pts	Opponent	Date	TD	FG	XP/2P
1.	Chad Owens	30	Northwestern	11/27/04	5	0	0
	Heikoti Fakava	30	Yale	10/03/87	5	0	0
3.	Chris Gant	26	at Wyoming	11/23/13	4	0	1

TOUCHDOWNS

Rk	Player	Pts	Opponent	Date	Rush	Rec	Ret
1.	Chad Owens	5	Northwestern	11/27/04	0	4	1
	Heikoti Fakava	5	Yale	10/03/87	5	0	0
3.	JoJo Ward	4	Oregon State	09/02/19	0	4	0
	Cedric Byrd II	4	Arizona	08/24/19	0	4	0
	Chris Gant	4	at Wyoming	11/23/13	0	4	0
	Alex Green	4	at Utah State	10/23/10	4	0	0
	Jason Rivers	4	Washington	12/01/07	0	4	0
	Ryan Grice-Mullen	4	New Mexico State	10/15/05	0	4	0
	Chad Owens	4	Michigan State	12/04/04	0	4	0
	Glenn Freitas (QB)	4	at UNLV	09/30/95	4	0	0
	Glenn Freitas (QB)	4	UTEP	09/23/95	4	0	0
	Ivin Jasper (QB)	4	UTEP	09/25/93	4	0	0
	Larry Sherrer	4	New Mexico	11/27/71	4	0	0
	Bill Massey	4	Cal State Los Angeles	11/01/69	4	0	0
	Pete Wilson	4	BYU	11/17/50	4	0	0

FIELD GOALS

Rk	Player	FGs	Opp.	Date	Att	Long	Avg.
1.	Lee Larsen	5	New Mexico	10/17/81	6	40	36.8
	Reinhold Stuprich	5	BYU	09/14/74	7	44	31.0
3.	Tyler Hadden	4	at Colorado	09/20/14	4	41	31.3
	Dan Kelly	4	at Fresno State	10/04/08	5	41	35.0
	Justin Ayat	4	UTEP	10/25/03	4	33	27.5
	Eric Hannum	4	UNLV	12/02/00	4	40	34.3
	Jason Elam	4	at Wyoming	08/31/91	5	55	33.8
	Jason Elam	4	UTEP	11/04/89	4	53	34.0
	Jason Elam	4	at San Diego State	10/15/88	4	48	36.5
	Rodrigo Valverde	4	Utah	10/17/87	4	41	36.3
	Reinhold Stuprich	4	Santa Clara	11/10/73	4	50	37.8

SINGLE-GAME RECORDS

DEFENSE

TACKLES

Rk	Player	Tkls	Opponent	Date	Solo	Ast
1.	Eddie Klaneski	23	at Fresno State	09/28/96	15	8
2.	Blaine Gaison	22	West Virginia	10/11/80	-	-
	Dave Dworsky	22	UC Santa Barbara	11/22/69	-	-
	Tim Buchanan	22	California	11/30/68	-	-
5.	Steve Lehor	21	Wyoming	11/17/79	15	6
6.	Solomon Elimimian	20	Utah State	10/06/07	6	14
	Nate Jackson	20	Miami	11/17/01	15	5
	Junior Faavae	20	Fresno State	09/24/94	15	5
	Thad Jefferson	20	Air Force	11/23/85	12	8

TACKLES FOR LOSS

Rk	Player	TFL	Opponent	Date	Yards	Avg/Yd
1.	Julian Gener	5.0	Fresno State	11/14/15	18	3.6
	Art Laurel	5.0	South Alabama	12/01/12	32	6.4
	Travis LaBoy	5.0	San Diego State	12/07/02	19	3.8
	Houston Ala	5.0	Alabama	11/30/02	13	2.6
	Pisa Tinoisamoa	5.0	vs. Montana	09/08/01	21	4.2
	Mark Odom	5.0	at Colorado State	09/10/88	9	1.8
	Falaniko Noga	5.0	New Mexico	10/18/80	47	9.4

SACKS (SINCE 1982)

Rk	Player	Sks	Opponent	Date	Yards
1.	Mark Odom	4.0	BYU	10/28/89	44
2.	Paipai Falemalu	3.0	San José State	11/20/10	33
	Melila Purcell	3.0	at New Mexico State	10/21/06	3
	Pisa Tinoisamoa	3.0	Montana	09/08/01	16
	Pisa Tinoisamoa	3.0	SMU	10/14/00	18
	David Maeva	3.0	San José State	09/17/88	13
	Al Noga	3.0	UTEP	09/20/86	21
	Kent Kafentzis	3.0	Long Beach State	09/21/85	32
	Alvis Satele	3.0	at Colorado State	09/15/84	26
	M.L. Johnson	3.0	Utah	10/20/84	17

INTERCEPTIONS

Rk	Player	Int	Opponent	Date	Rt Yds
1.	Abraham Elimimian	3	at UTEP	10/15/04	30
	Kenny Harper	3	BYU	12/01/90	20
	Tony Pang Kee	3	Cal State Fullerton	10/20/90	45
	Hal Stringert	3	at Washington	9/15/73	29
	Eugene Tokuhama	3	at Fresno State	9/17/66	-
	Joe Kaulukukui	3	San José State	12/3/38	107

BLOCKED KICKS

Rk	Player	Blks	Opp.	Date	Kicks
1.	Meffy Koloamatangi	2	Western Carolina	09/02/17	2 FG
	Robert Grant	2	at SMU	10/06/01	2 punts
	Sean Butts	2	Boise State	11/10/01	1 FG, 1 PAT
	Matt Harding	2	UTEP	10/01/94	1 punt, 1 FG
	Matt Harding	2	San Diego State	10/09/93	2 FG
	Falaniko Noga	2	New Mexico	10/18/80	1 FG, 1 PAT

PASSING RECORDS

YARDS

Quarter: 282, Dan Robinson vs. Navy, Nov. 20, 1999 (2nd - 15 of 26)

Half: 424, Bryant Moniz vs. UC Davis, Sept. 24, 2011 (1st - 30 of 40)

Game: 560, Bryant Moniz vs. San José State, Nov. 20, 2010 (32 of 42)

Two Consecutive Games: 1,048, Nick Rolovich (505 vs. Air Force, Nov. 24; 543 vs. Brigham Young, Dec. 8, 2001)

Three Consecutive Games: 1,548, Nick Rolovich (500 vs. Miami-Ohio, Nov. 17; 505 vs. Air Force, Nov. 24; 543 vs. Brigham Young, Dec. 8, 2001)

Four Consecutive Games: 1,806, Nick Rolovich (258 vs. Boise State, Nov. 10; 500 vs. Miami-Ohio, Nov. 17; 505 vs. Air Force, Nov. 24; 543 vs. Brigham Young, Dec. 8, 2001)

Season: 5,549, Colt Brennan, 2006

Two Years: 9,892, Colt Brennan, 2006-07

Career: 17,072, Timmy Chang, 2000-04

Yards Per Game

Season: 396.4, Colt Brennan, 2006

Career: 373.5, Colt Brennan, 2005-07

300-Yard Games

Season: 13, Colt Brennan, 2006

Career: 36, Timmy Chang, 2000-04

Consecutive Games Gaining 200+ Yards

Season: 14, Colt Brennan, 2006 (Sept. 2, 2006 at Alabama - Dec. 24, 2006 vs. Arizona State)

Career: 34, Colt Brennan (Sept. 3, 2005 vs. USC - Dec. 1, 2007 vs. Washington)

Consecutive Games Gaining 300+ Yards

Season: 12, Colt Brennan, 2006 (Sept. 23, 2006 vs. Boise State - Dec. 24, 2006 vs. Arizona State)

Career: 14, Timmy Chang (Sept. 30, 2001 vs. Tulsa - Sept. 6, 2002 at Brigham Young); 14, Colt Brennan (Sept. 23, 2006 vs. Boise State - Sept. 8, 2007 at La. Tech)

Most Games Gaining 200+ Yards

Season: 14, Colt Brennan, 2006

Career: 47, Timmy Chang, 2000, 2002-04

BY CLASS

Freshman

Game: 403, Timmy Chang vs. San José State Oct. 28, 2000

Season: 3,041, Timmy Chang, 2000

Sophomore

Game: 515, Colt Brennan vs. New Mexico St., Oct. 15, 2005

Season: 4,474, Timmy Chang, 2002

Junior

Game: 560, Bryant Moniz vs. San José State, Nov. 20, 2010

Season: 5,549, Colt Brennan, 2006

Senior

Game: 548, Colt Brennan at Louisiana Tech, Sept. 8, 2007

Season: 4,343, Colt Brennan, 2007

ATTEMPTS

Quarter: 30, Timmy Chang vs. San José State, Oct. 28, 2000 (2nd - comp. 12)

Half: 45, Timmy Chang vs. San José State, Oct. 28, 2000 (1st - comp. 20)

Game: 75, Colt Brennan at San José State, Oct. 12, 2007 (comp. 45)

Season: 624, Timmy Chang, 2002 (comp. 349)

Career: 2,436, Timmy Chang, 2000-04 (comp. 1,388)^

Yards Per Attempt

Game (min. 15 att.): 17.0, Warren Jones at Utah, Sept. 24, 1988 (16 for 272)

(min. 25 att.): 15.2, Garrett Gabriel vs. Brigham Young, Oct. 28, 1989 (29 for 440)

(min. 35 att.): 13.3, Colt Brennan vs. Arizona State, Dec. 24, 2006 (33 for 559)

Season (min. 150 att.): 9.9, Colt Brennan, 2006 (559 for 5,549)

(min. 200 att.): 9.9, Colt Brennan, 2006 (559 for 5,549)

Career (min. 300 att.): 9.0, Colt Brennan, 2005-07 (1,584 for 14,193)

COMPLETIONS

Quarter: 19, Colt Brennan vs. N. Colorado, Sept. 1, 2007 (1st-att. 21)

Half: 34, Colt Brennan vs. N. Colorado, Sept. 1, 2007 (1st - att. 40)

Game: 44, Colt Brennan at San José State, Oct. 12, 2007 (att. 75)

Over Multiple Games

Two Consecutive Games: 79, Timmy Chang at UNLV (37), Sept. 19; and vs. Rice (42), Sept. 27, 2003

Three Consecutive Games: 111, Timmy Chang at USC (32), Sept. 13; at UNLV (37), Sept. 19; and vs. Rice (42), Sept. 27, 2003

Four Consecutive Games:

140, Timmy Chang at UNLV (37), Sept. 19; vs. Rice (42), Sept. 27; at Tulsa (21), Oct. 4; and vs. Fresno State (40), Oct. 11, 2003

Season: 406, Colt Brennan, 2006 (att. 559)

Career: 1,388, Timmy Chang, 2000-04 (att. 2,436)

PASSING RECORDS

Completions Per Game

Season: 29.91, Colt Brennan, 2007 (359 in 12 games)

Career: 29.34, Colt Brennan, 2005-07 (1,115 in 38 games)

Consecutive Completions

Game: 20, Colt Brennan vs. Washington, Dec. 1, 2007

Two Games: 22, Jason Whieldon vs. Army (16), Nov. 22 and vs. Alabama (6), Nov. 29, 2003

Completions Percentage

Game (min. 15): 94.1%, Jason Whieldon vs. Army, Nov. 22, 2003 (16 of 17)

(min. 20): 83.3%, Tim Carey vs. Cal State Northridge, Sept. 6, 1997 (25 of 30)

(min. 30): 87.9%, Sean Schroeder at Navy, Nov. 9, 2013 (29 of 33)

(min. 40): 84.0%, Colt Brennan vs. Washington, Dec. 1, 2007 (42 of 50)

Season (min. 150): 72.6%, Colt Brennan, 2006 (406 of 559)

(min. 200): 72.6%, Colt Brennan, 2006 (406 of 559)

Career (min. 300): 70.4%, Colt Brennan, 2005-07 (1,115 of 1,584)[^]

Yards Per Completion

Game (min. 10 comp.): 24.7, Warren Jones at Utah, Sept. 24, 1988 (11 for 272)

(min. 20 comp.): 20.0, Garrett Gabriel vs. Brigham Young, Oct. 28, 1989 (22 for 440)

Season (min. 100 comp.): 16.67, Garrett Gabriel, 1990 (165 for 2,752)

Career (min. 175 comp): 15.8, Garrett Gabriel, 1987-90 (356 for 5,631)

(min. 300 comp): 12.7, Colt Brennan, 2005-07 (1,115 for 14,193)

TOUCHDOWNS

Touchdowns

Quarter: 4, Nick Rolovich vs. Brigham Young, Dec. 8, 2001 (3rd); Timmy Chang vs. Idaho, Nov. 20, 2004 (2nd); Colt Brennan vs. N. Colorado, Sept. 1, 2007 (1st); Bryant Moniz vs. UC Davis, Sept. 24, 2011 (1st)

Half: 7, Bryant Moniz vs. UC Davis, Sept. 24, 2011 (1st)

Game: 8, Nick Rolovich vs. Brigham Young, Dec. 8, 2001

Season: 58, Colt Brennan, 2006

2 Years: 96, Colt Brennan, 2006-07

At Conclusion of Junior Season: 93, Colt Brennan, 2005-06

Career: 131, Colt Brennan, 2005-07

Consecutive Games Throwing A Touchdown

Season: 14, Colt Brennan (Sept. 2, 2006 at Alabama - Dec. 24, 2006 vs. Arizona State)

Career: 34, Colt Brennan (Sept. 3, 2005 vs. USC - Nov. 10, 2007 vs. Fresno State)

Touchdown Passes In First Career Game (UH)

3, Max Wittek vs. Colorado, Sept. 3, 2015

3, Gregg Tipton vs. Kansas, Aug. 31, 1985

Touchdowns With Same Passer And Receiver

Season: 17, Timmy Chang to Chad Owens, 2004

Career: 39, Colt Brennan to Davone Bess, 2005-07

Attempts-To-Touchdown Ratio

Season: 9.6, Colt Brennan, 2006 (58 TD in 559 att.)

Career: 12.1, Colt Brennan, 2005-07 (131 TD in 1584 att.)

Longest Touchdown Pass

95, Don Botelho to Colin Chock vs. Willamette, Oct. 11, 1957

INTERCEPTIONS

Game: 5, Inoke Funaki at Boise State, Oct. 7, 2008 (att 34); Colt Brennan at Idaho, Sept. 29, 2007 (att. 49); Timmy Chang at Rice, Oct. 21, 2000 (att. 48)

Season: 22, Timmy Chang, 2002 (att. 624)

Career: 80, Timmy Chang, 2000-04 (att. 2,436)[^]

Fewest Interceptions

Season (min. 75 att.): 1, Mike Stennis, 1979 (att. 92); Bernard Quarles, 1981 (att. 76)

(min. 100 att.): 2, Michael Carter, 1993 (att. 179); Johnny Macon, 1995 (att. 152)

(min. 200 att.): 5, Raphael Cherry, 1984 (att. 295)

Career (min. 300 att.): 13, Nick Rolovich, 2000-01 (att. 541)

Lowest Interception Percentage

Season (min. 100 attempts): 1.11, Michael Carter, 1993 (2 in 179 att.)

(min. 200 att.): 1.25, Bryant Moniz, 2011 (5 in 397 att.)

Career (min. 250 attempts): 2.01, Dru Brown, 2016-17 (15 in 747 att.)

Consecutive Attempts Without An INT

Season: 182, Colt Brennan, 2006 (during six games from Sept. 30 to Nov. 4)

Career: 200, Timmy Chang, 2000-04 (during five games from Dec. 25, 2003, to Oct. 9, 2004)

EFFICIENCY RATING

Efficiency Rating

Game (min. 15 att.): 273.4, Warren Jones at Utah, Sept. 24, 1988 (11 of 16, 272 yards, 3 TD, 0 int.)

Season (min. 100 att.): 186.0, Colt Brennan, 2006 (559 att.)

Career (min. 300 att.): 167.6, Colt Brennan, 2005-07 (1,584 att.)

[^]NCAA Record

RUSHING RECORDS

YARDS

Quarter: 123, Alex Green vs. New Mexico State, Nov. 22, 2010 (2nd - 4 rushes)

Half: 190, Anthony Edgar vs. Air Force, Nov. 27, 1982

Game: 327, Alex Green vs. New Mexico State, Nov. 22, 2010

Season: 1,510 Diocemy Saint Juste, 2017 (282 att, 12 games)

Career: 3,451, Gary Allen, 1978-81 (647 rushes)

Yards Per Game

Season: 125.8, Diocemy Saint Juste, 2017 (1,510 in 12 games)

Career: 83.6, Larry Sherrer, 1968-71 (2,174 in 26 games)

OVER MULTIPLE GAMES

Two Consecutive Games: 463, Alex Green, 2010 (327 vs. New Mexico State, 136 vs. UNLV)

Three Consecutive Games: 540, Diocemy Saint Juste, 2017 (97 vs. Colorado State, 241 at Nevada, 202 vs. San José State)

Four Consecutive Games: 664, Larry Sherrer, 1971 (159 vs. Cal State-LA, 196 vs. Santa Clara, 180 vs. New Mexico Highlands, 129 vs. UCSB)

Five Consecutive Games: 814, 540, Diocemy Saint Juste, 2017 (Western Carolina through Nevada)

Six Consecutive Games: 1,016, Diocemy Saint Juste, 2017 (Western Carolina through San José St.)

Seven Consecutive Games: 1,056, Diocemy Saint Juste, 2017 (Western Carolina through San Diego State)

Eight Consecutive Games: 1,167, Diocemy Saint Juste, 2017 (Western Carolina through UNLV)

Nine Consecutive Games: 1,271, Diocemy Saint Juste, 2017 (Western Carolina through Fresno State)

10 Consecutive Games: 1,393, Diocemy Saint Juste, 2017 (Western Carolina through Utah State)

Two Consecutive Seasons: 2,516, Diocemy Saint Juste (1,006 in '16, 1,510 in '17)

Three Consecutive Seasons: 2,930, Gary Allen (1,040 in '79, 884 in '80, 1,006 in '81)

BY CLASS

Freshman

Game: 242, Jamal Farmer vs. Air Force, Dec. 9, 1989 (35 rushes)

Season: 986, Jamal Farmer, 1989 (199 att.)

Sophomore

Game: 214, Michael Carter at Wyoming, Aug. 31, 1991 (33 att.)

Season: 1,092, Michael Carter, 1991 (221 att.)

Junior

Game: 221, Wilbert Haslip vs. Idaho, Sept. 24, 1977 (22 att.)

Season: 1,146, Albert Holmes, 1972 (199 att.)

Senior

Game: 327, Alex Green vs. New Mexico St., Nov. 22, 2010 (19 att.)

Season: 1,510, Diocemy Saint Juste, 2017 (282 att)

Net Yards Gained By A Quarterback

Game: 214, Michael Carter at Wyoming, Aug. 31, 1991 (33 att.)

Season: 1,092, Michael Carter, 1991 (221 att.)

Career: 2,528, Michael Carter, 1990-93 (557 att.)

100-Yard Games

Season: 9, Travis Sims, 1992

Career: 15, Gary Allen, 1978-81

Consecutive 100-Yard Games

4, Paul Harris, 2015

(b. Nov. 7 vs. UNLV, e. Nov. 28 vs. ULM)

4, Gary Allen, 1979

(b. Oct. 13 vs. Santa Clara, e. Nov. 3 vs. Temple)

4, Norris Birdsong, 1975

(b. Oct. 4 vs. Rutgers, e. Nov. 1 vs. CS Fullerton)

4, Larry Sherrer, 1971

(b. Oct. 9 vs. Cal State-LA, e. Oct. 30 vs. UCSB)

200-Yard Games

Season: 3, Diocemy Saint Juste, 2017

Career: 4, Diocemy Saint Juste, 2013-14; '16-17

Consecutive 200-Yard Games

2, Diocemy Saint Juste, 2017

(241 at Nevada; 202 vs. San José State)

Fewest Rushes, Gained 100 Yards Or More

Game: 2, Brian Gordon at Brigham Young, Sept. 11, 1993 (100 yards)

Net Yards Gained By Two Players

Game: 371, Pete Wilson (270) and Jimmy Asato (101) vs. Brigham Young, Nov. 17, 1950

Season: 2,038, Travis Sims (1,498) and Michael Carter (540), 1992

RUSHING RECORDS

Net Yards Gained In First Game Of Career

103, Mike Vierra vs. Texas A&I, Sept. 13, 1975

Net Yards Gained In Opening Game Of Season

214, Michael Carter at Wyoming, Aug. 31, 1991

Net Yards Gained Against One Opponent

Career: 554, Diocemy Saint Juste vs. Nevada, 2013-14; '16-17 (63 rushes)

50-Yard Rushes

Game: 2, Gary Allen vs. Temple, Nov. 3, 1979 (77 & 55, both TDs); Anthony Edgar vs. Air Force, Nov. 27, 1982 (69 & 70, both TDs); Alex Green at New Mexico State, Nov. 22, 2010 (62 & 71)

Season: 5, Gary Allen, 1979

Career: 8, Gary Allen, 1978-81

Average Gain Per Rush

Game (min. 15 rushes): 17.2, Alex Green vs. New Mexico St., Nov. 22, 2010 (19 for 327)

(min. 20 rushes): 10.0, Wilbert Haslip vs. Idaho, Sept. 24, 1977 (22 for 221)

(min. 30 rushes): 6.5, Michael Carter at Wyoming, Aug. 31, 1991 (33 for 214)

Season (min. 150 rushes): 6.8, Travis Sims, 1992 (220 for 1,498)

Career (min. 300 rushes): 6.3, Travis Sims, 1989-92 (367 for 2,313)

1,000-Yard Seasons

2, Diocemy Saint Juste, 2016, 2017; Gary Allen, 1979, 1981

ATTEMPTS

Game: 39, Diocemy Saint Juste vs. San José State, Oct. 14, 2017 (202 yards)

Season: 282, Diocemy Saint Juste, 2017 (1,510 yards)

Career: 647, Gary Allen, 1978-81 (3,451 yards)

Attempts Per Game

Season (min 6 games): 25.2, Joey Iosefa, 2014 (151 in 6 games)

Career: 16.0, Joey Iosefa, 2011-14 (512 in 32 games)

Consecutive Carries

Game: 8, John Lister vs. Lamar, Sept. 15, 2012

TOUCHDOWNS

Touchdowns

Game: 5, Heikoti Fakava vs. Yale, Oct. 3, 1987

Season: 18, Jamal Farmer, 1989; Alex Green, 2010

Career: 39, Michael Carter, 1990-93

Most Touchdowns by a Freshman

Game: 3, Jamal Farmer vs. Utah, Sept. 23, 1989

Season: 18, Jamal Farmer, 1989

Consecutive Games With A Rushing TD

7, Steven Lakalaka, 2016

(begin Sept. 10 vs. UT Martin, ended Nov. 5 vs. San Diego State)

7, Alex Green, 2010

(begin Oct. 23 vs. Utah State, ended career conclusion)

7, Michael Carter, 1991-92

(begin Oct. 19 at BYU, ended Sept. 12 at Air Force)

Longest Touchdown Rush

95, Paul Harris vs. UC Davis, Sept. 19, 2015

Longest Non-Scoring Rush

76, Joe Kaulukukui vs. Denver, Nov. 12, 1938

RECEIVING RECORDS

YARDS

Yards Gained

Game: 308, Jason Rivers vs. Arizona State, Dec. 24, 2006 (14 rec)

Season: 1,889, Greg Salas, 2010 (119 rec)

Career: 3,919, Jason Rivers, 2003-07 (292 rec)

Yards Gained By A Running Back

Season: 837, Nate Ilaoa, 2006 (67 rec)

Career: 1,111, Nate Ilaoa, 2005-06 (103 rec)

Yards Gained Per Game

Season: 142.8, Ashley Lelie, 2001 (1,713 yards in 12)

Career: 92.56, Davone Bess, 2005-07 (3,610 in 39)

Average Gain Per Reception

Game (min. 5): 35.16, Ashley Lelie vs. Miami-Ohio, Nov. 17, 2001 (6 for 211)

Season (min. 25): 22.19, Chris Roscoe, 1989 (47 for 1,043)

Career (min. 50): 20.97, Chris Roscoe, 1987-89 (108 for 2,265)

BY CLASS

Freshman

Game: 188, Ryan Grice-Mullen vs. Boise State Oct. 1, 2005

Season: 1,228, Ryan Grice-Mullen, 2005

Sophomore

Game: 272, John Ursua at Massachusetts, Aug. 26, 2017

Season: 1,220, Davone Bess, 2006

Junior

Game: 308, Jason Rivers vs. Arizona State, Dec. 24, 2006

Season: 1,590, Greg Salas, 2009

Senior

Game: 285, Ashley Lelie vs. Air Force, Nov. 24, 2001

Season: 1,889, Greg Salas, 2010

Two or More Players, Same Team, Each Gaining 1,000 Yards

Season: Ryan Grice-Mullen (1,228) and Davone Bess (1,124), 2005; Davone Bess (1,220) and Jason Rivers (1,178), 2006; Ryan Grice-Mullen (1,372), Davone Bess (1,266) and Jason Rivers (1,174), 2007; Greg Salas (1,889) and Kealoha Pilares (1,306), 2010; JoJo Ward (1,134), Jared Smart (1,129), and Cedric Byrd II (1,097), 2019

Most 100-Yard Receiving Games (one team)

Season: 20, Davone Bess (6), Jason Rivers (5), Ryan Grice-Mullen (4), Ross Dickerson (2), Ian Sample (2), Nate Ilaoa (1), 2006

100-Yard Games

Season: 10, Greg Salas, 2010

Career: 19, Davone Bess, 2005-07; Greg Salas, 2007-10

Consecutive 100-Yard Games

Season: 6, Greg Salas, 2010 (began Sept. 25 vs. Charleston Southern, ended Nov. 6 at Boise State)

200-Yard Games

Season: 3, Ashley Lelie, 2001

Career: 3, Ashley Lelie, 1999-2001

Consecutive 200-Yard Games

Season: 3, Ashley Lelie, 2001 (Miami, OH; Air Force; BYU)

Yards Gained In Two Consecutive Games

547, Ashley Lelie, 2001 (285 vs. Air Force; 262 vs. BYU)

Yards Gained In Three Consecutive Games

758, Ashley Lelie, 2001 (211 vs. Miami (OH); 285 vs. Air Force; 262 vs. BYU)

100-Yard Games

Season: 10, Greg Salas, 2010

Career: 19, Davone Bess, 2005-07; Greg Salas, 2007-10

Consecutive 100-Yard Games

Season: 6, Greg Salas, 2010 (began Sept. 25 vs. Charleston Southern, ended Nov. 6 at Boise State)

200-Yard Games

Season: 3, Ashley Lelie, 2001

Career: 3, Ashley Lelie, 1999-2001

Consecutive 200-Yard Games

Season: 3, Ashley Lelie, 2001 (Miami, OH; Air Force; BYU)

Yards Gained In Two Consecutive Games

547, Ashley Lelie, 2001 (285 vs. Air Force; 262 vs. BYU)

Yards Gained In Three Consecutive Games

758, Ashley Lelie, 2001 (211 vs. Miami (OH); 285 vs. Air Force; 262 vs. BYU)

RECEIVING RECORDS

RECEPTIONS

Receptions

Game: 18, Kealoha Pilares vs. Louisiana Tech, Oct. 2, 2010

Season: 119, Greg Salas, 2010 (1,889)

Career: 293, Davone Bess, 2005-07 (3,610 yards)

Receptions Per Game

Season: 8.50, Greg Salas, 2010 (119 in 14)

Career: 7.51, Davone Bess, 2005-07 (293 in 39)

Consecutive Games Catching A Pass

Career: 50, Jason Rivers
(Sept. 13, 2003, through Jan. 1, 2008)

Receptions By A Running Back

Season: 67, Nate Ilaoa, 2006 (837 yards)

Career: 103, Nate Ilaoa, 2006 (1,111 yards)

BY CLASS

Freshman

Game: 14, Davone Bess vs. Fresno State, Oct. 29, 2005

Season: 89, Davone Bess, 2005

Sophomore

Game: 12, John Ursua at Massachusetts, Aug. 26, 2017;
Chad Owens at Boise State, Oct. 5, 2002

Season: 96, Davone Bess, 2006

Junior

Game: 16, Greg Salas vs. New Mexico State, Nov. 14, 2009

Season: 108, Davone Bess, 2007

Senior

Game: 18, Kealoha Pilares vs. Louisiana Tech, Oct. 2, 2010

Season: 119, Greg Salas, 2010

Two or More Players, Same Team, Each Catching 60 Passes Or More

Season: Davone Bess (96), Jason Rivers (72) and Nate Ilaoa (67), 2006; Davone Bess (108), Ryan Grice-Mullen (106), Jason Rivers (92), and C.J. Hawthorne (62), 2007; Greg Salas (106) and Kealoha Pilares (66), 2009; Greg Salas (119), Kealoha Pilares (88), Royce Pollard (64), 2010; Billy Ray Stutzmann (78), Royce Pollard (71), Jeremiah Ostrowski (65), 2011; Cedric Byrd II (98), Jason-Matthew Sharsh (87), Jared Smart (87) and JoJo Ward (65), 2019

TOUCHDOWNS

Touchdowns

Game: 4, Chad Owens vs. Northwestern, Nov. 27, 2004 and vs. Michigan State, Dec. 4, 2004; Ryan Grice-Mullen vs. New Mexico State, Oct. 15, 2005; Jason Rivers vs. Washington, Dec. 1, 2007; Chris Gant at Wyoming, Nov. 23, 2013; Cedric Byrd II vs. Arizona, Aug. 24, 2019; JoJo Ward vs. Oregon State, Sept. 7, 2019

Season: 19, Ashley Lelie, 2001 (84 rec)

Career: 41, Davone Bess, 2005-07 (293 rec)

Most Touchdowns by a Freshman

Game: 4, Ryan Grice-Mullen vs. New Mexico State, Oct. 15, 2005

Season: 14, Davone Bess, 2005 (89 rec)

Longest Touchdown Reception

95, Colin Chock from Don Botelho vs. Willamette, Oct. 11, 1957

Longest Non-Scoring Reception

87, Ross Dickerson from Colt Brennan at Nevada, Nov. 5, 2005

Consecutive Games With A Receiving TD

8, Chris Roscoe, 1988
(begin Oct. 8 vs. UT Martin, end conclusion of year)

TOTAL OFFENSE/ALL-PURPOSE RECORDS

PLAYS

Plays

Game: 90, Colt Brennan at San José State, Oct. 12, 2007 (544 yards, 5 TDs)

Season: 663, Timmy Chang, 2002 (4,457 yards)

Career: 2,587, Timmy Chang, 2000-04 (16,910 yds)^

YARDS

Yards Gained

Game: 581, Bryant Moniz vs. Louisiana Tech, Oct. 2, 2010 (49 rush, 532 pass)

Season: 5,915, Colt Brennan, 2006 (366 rush, 5,549 pass)

2 Years: 10,370, Colt Brennan, 2005-06 (520 rush, 9,850 pass)

Career: 16,910, Timmy Chang, 2000-04 (-162 rush, 17,072 pass)

Yards Gained Per Game

Season: 422.5, Colt Brennan, 2006 (5,915 in 14)

Career: 387.9, Colt Brennan, 2005-07 (14,740 in 38)^

Average Gain Per Play

Game: 14.3, Bryant Moniz vs. Charleston Southern, Sept. 25, 2010 (29 for 415)

Season: 9.2, Colt Brennan, 2006 (645 for 5,915)

Career (min. 3,000 yards): 7.66, Colt Brennan, 2005-07 (1,851 for 14,193)

Most Games Gaining 300+ Yards

Season: 14, Colt Brennan, 2006^

Career: 32, Colt Brennan, 2005-07

Consecutive Games Gaining 300+ Yards

Season: 14, Colt Brennan, 2006^

Career: 25, Colt Brennan, 2005-07^

Consecutive Games Gaining 400+ Yards

Season: 6, Colt Brennan, 2006

Career: 8, Colt Brennan, 2005-07

TDS RESPONSIBLE FOR

Touchdowns Responsible For

Game: 8, Nick Rolovich vs. Brigham Young, Dec. 8, 2001 (8 pass)

Season: 63, Colt Brennan, 2006 (58 pass, 5 rush)

2 Years: 109, Colt Brennan, 2006-07 (96 pass, 13 rush)

Career: 146, Colt Brennan, 2005-07 (131 pass, 15 rush)

Points Responsible For

Game: 48, Nick Rolovich vs. Brigham Young, Dec. 8, 2001 (8 pass)

Season: 384, Colt Brennan, 2006 (58 pass, 5 rush, 3 two-point conv.)

2 Years: 660, Colt Brennan, 2006-07 (96 pass, 13 rush, 3 two-point conv.)

Career: 886, Colt Brennan, 2005-07 (131 pass, 15 rush, 5 two-point conv.)

Points Responsible For Per Game

Season: 27.4, Colt Brennan, 2006 (58 pass, 5 rush, 3 two-point conv.)

2 Years: 25.3, Colt Brennan, 2006-07 (96 pass, 13 rush, 3 two-point conv.)

Career: 23.3, Colt Brennan, 2005-07 (131 pass, 15 rush, 5 two-point conv.)

ALL-PURPOSE

Attempts

Season: 310, Diocemy Saint Juste, 2017 (3,102 yards)

Career: 731, Gary Allen, 1978-81 (4,558 yards)

Yards

Game: 342, Chad Owens vs. Brigham Young, Dec. 8, 2001 (93 pr, 249 kor)

Season: 1,958, Jeff Sydner, 1990 (390 rush, 820 rec, 483 pr, 265 kor)

Career: 5,461, Chad Owens, 2000-04 (62 rush, 1,031 rec, 1,014 pr, 1,354 kor)

Yards Per Game

Season: 163.16, Jeff Sydner, 1990 (1958 in 12)

Career (min. 20 Games): 124.1, Chad Owens, 2000-04 (5,461 in 44)

50-Yard Rushes (All-Purpose)

Career: 10, Gary Allen, 1978-81

[^]NCAA Record

SCORING RECORDS

POINTS

Game: 30, Heikoti Fakava vs. Yale, Oct. 3, 1987 (5 TDs); Chad Owens vs. Northwestern, Nov. 27, 2004 (5 TDs)

Season: 132, Chad Owens, 2004 (22 TDs)

Career: 395, Jason Elam, 1988-92 (79 FG, 158 PAT)

Points Per Game

Season: 10.5, Jamal Farmer, 1989 (116 in 11)

Career: 10.4, Jeff Sydner, 1989-91 (303 in 29)

TOUCHDOWNS

Game: 5, Heikoti Fakava vs. Yale, Oct. 3, 1987; Chad Owens vs. Northwestern, Nov. 27, 2004

Season: 22, Chad Owens, 2004

Career: 41, Davone Bess, 2005-07

KICKING

Points Kicking

Game: 15, Reinhold Stuprich vs. Brigham Young, Sept. 14, 1974 (5 FG); Lee Larsen vs. New Mexico, Oct. 17, 1981 (5 FG)

Season: 122, Scott Enos, 2010 (17 FG, 71 PAT)

Career: 395, Jason Elam, 1988-92 (79 FG, 158 PAT)

Points Kicking Per Game

Season: 9.25, Justin Ayat, 2001 (111 in 12)

Career (min. 20 games): 7.76, Jason Elam, 1988-91 (303 in 39)

PATs Attempted

Game: 10, Justin Ayat vs. Brigham Young, Dec. 8, 2001 (made 9)

Season: 74, Dan Kelly, 2007 (made 70)

Career: 212, Dan Kelly, 2005-08 (made 200)

PATs

Game: 9, Justin Ayat vs. Brigham Young, Dec. 8, 2001 (att. 10); 9, Dan Kelly vs. Charleston Southern, Sept. 22, 2007 (att. 9); 9, Scott Enos vs. Charleston Southern, Sept. 25, 2010 (att. 9)

Season: 71, Scott Enos, 2010 (att. 71)

Career: 200, Dan Kelly, 2005-08 (att. 212)

Consecutive PATs Made

Season: 71, Scott Enos, 2010

Career: 105, Scott Enos, 2009-10 (Sept. 4, 2009 through Dec. 24, 2010)

PATs Percentage

Season (min. 25 att.): 1.000, Scott Enos, 2010 (71 of 71)

Career (min. 50 att.): 1.000, Scott Enos, 2009-10 (105 of 105)

Field Goals Made

Game: 5, Reinhold Stuprich vs. Brigham Young, Sept. 14, 1974 (25-24-39-44-23 yards); Lee Larsen vs. New Mexico, Oct. 17, 1981 (40-38-40-34-32 yards)

Season: 21, Richard Spelman, 1984 (29 att.)

Career: 79, Jason Elam, 1988-92 (100 att.)

Consecutive Field Goals Made

Season: 20, Jason Elam, 1989

Career: 20, Jason Elam, 1988-91

Field Goals Made Per Game

Season: 1.9, Richard Spelman, 1984 (21 in 11)

Career: 1.54, Jason Elam, 1988-92 (79 in 51)

Field Goals Attempted

Game: 7, Reinhold Stuprich vs. Brigham Young, Sept. 14, 1974 (made 5)

Season: 30, Curtis Goodman, 1977 (made 15)

Career: 100, Jason Elam, 1988-92 (made 79)

Field-Goal Percentage

Season (min 10 att.): 1.000, Rigoberto Sanchez, 2016 (13-13)

Career (min 40 att.): .790, Jason Elam, 1988-92 (79-100)

Longest Field Goal Made

56, Jason Elam vs. BYU, Sept. 26, 1992; Justin Ayat vs. Tulsa, Oct. 2, 2004

SPECIAL TEAMS RECORDS

PUNTING

Attempts

Game: 21, Rusty Holt vs. Occidental, Nov. 24, 1927

Season: 86, Scott Harding, 2014 (3,554 yards)

Career: 263, Chad Shrout, 1995, '97-99

Yards

Game: 815, John Morse vs. Colorado, Jan. 1, 1925 (16 punts)

Season: 3,554, Scott Harding, 2014 (86 punts)

Career: 10,849, Chad Shrout, 1995, '97-99

Average Per Attempt

Game (min. 5): 53.8, Mat McBriar vs. Tulane, Dec. 25, 2002 (5 for 269)

Season (min. 30): 46.2, Alex Dunnachie, 2012 (49 for 2,262)

Career (min. 75): 44.8, Rigoberto Sanchez, 2015-16 (144 for 6,457)

Lowest Average Allowed On Returns

Season (min. 30): 1.6, Scott Harding, 2014 (29 yards, 18 returns)

Career (min. 75): 2.6, Jim Asmus, 1979-80 (75 yards, 29 returns)

Longest Punt

80, John Morse vs. Colorado State, Jan. 1, 1925

KICKOFF RETURNS

Returns

Game: 10, Jason Ferguson at Fresno State, Nov. 12, 2004 (165 yards)

Season: 44, Mike Edwards, 2011 (1,086 yards)

Career: 102, Keelan Ewaliko, 2014-17 (2,218 yards)

Return Yards

Game: 249, Chad Owens vs. Brigham Young, Dec. 8, 2001 (6 returns)

Season: 1,215, Mike Edwards, 2011 (40 returns)

Career: 2,301, Mike Edwards, 2011-12 (84 returns)

Return Average

Game (min. 3): 50.3, Chad Owens vs. Air Force, Nov. 24, 2001 (3 for 151)

Season (min. 1.2/g): 33.6, Chad Owens, 2001 (24 for 807)

Career (min. 30): 29.4, Chad Owens, 2000-04 (46 for 1,354)

Touchdown Returns

Season: 3, Mike Edwards, 2012

Career: 3, Mike Edwards, 2011-12

90-Yard Returns

Season: 3, Mike Edwards, 2012

Career: 3, Mike Edwards, 2011-12

Longest Return For A Touchdown

103, Tom Kaulukukui vs. UCLA, Nov. 15, 1935

Longest Non-Scoring Return

91, Malcolm Lane at New Mexico State, Nov. 8, 2008

PUNT RETURNS

Returns

Game: 7, Charles Tharp vs. New Mexico, Oct. 24, 1998 (78 yards); Scott Harding vs. Northern Iowa, Sept. 3, 2014 (76 yards)

Season: 40, Jeff Sydner, 1990 (483 yards)

Career: 96, Dana McLemore, 1978-81 (847 yards)

Return Yards

Game: 184, Bobby Ahu vs. Linfield, Nov. 15, 1969 (4 returns)

Season: 531, Chad Owens, 2004 (36 returns)

Career: 1,014, Chad Owens, 2001-04 (85 returns)

Return Average

Game (min. 3): 46.0, Bobby Ahu vs. Linfield, Nov. 15, 1969 (4 for 184)

Season (min. 1.2/g): 15.4, Jeff Sydner, 1989 (19 for 293)

Career (min. 1.2/g): 11.95, Jeff Sydner, 1989-91 (77 for 920)

Touchdown Returns

Game: 3, Bobby Ahu vs. Linfield, Nov. 15, 1969 (4 for 184)

Season: 5, Chad Owens, 2004^

Career: 6, Chad Owens, 2001-04

50-Yard Returns

Season: 5, Chad Owens, 2001-04

Career: 6, Chad Owens, 2001-04

Longest Return For A Touchdown

85, Gerald Green vs. Arizona, Dec. 3, 1977

Longest Non-Scoring Return

63, Dusky Brash vs. Oregon State, Jan. 1, 1924

KICK RETURNS (AT LEAST 1 PUNT & 1 KICKOFF)

Touchdown Returns

Game: 2, Chad Owens vs. BYU, Dec. 8, 2001^

Season: 4, Bobby Ahu, 1969 (3 punts, 1 kickoff)

Career: 8 Chad Owens, 2001-04 (6 punts, 2 kickoffs)^

^NCAA Record

SPECIAL TEAMS/DEFENSIVE RECORDS

Return Yards

Game: 342, Chad Owens vs. BYU, Dec. 8, 2001[^]
(93 on punt returns, 249 on kickoff returns)

Season: 1,023, Chad Owens, 2001 (807 KOR, 216 punt)

Career: 2,368, Chad Owens, 2001-04 (1,354 on 46 KOR; 1,014 yards on 85 punt returns)

TACKLES

Total Tackles

Game: 23, Eddie Klaneski at Fresno State, Sept. 28, 1996

Season: 169, Jeff Ulbrich, 1999

Career: 434, Solomon Elimimian, 2005-08

Unassisted Tackles

Game: 16, Bryan Addison vs. Pittsburgh, Dec. 5, 1992

Season: 89, Pisa Tinoisamoa, 2002

Career: 239, Solomon Elimimian, 2005-08

Assisted Tackles

Game: 18, Jeff Ulbrich vs. Navy, Nov. 20, 1999

Season: 127, Jeff Ulbrich, 1999

Career: 195, Solomon Elimimian, 2005-08

SACKS

Sacks

Game: 4, Mark Odom vs. Brigham Young, Oct. 28, 1989

Season: 17, Al Noga, 1986

Career: 36, Mark Odom, 1987-90

TACKLES FOR LOSS

Tackles For Loss

Game: 5, seven times, last by Julian Gener vs. Fresno State, 11/14/15 (18 yards)

Season: 31, Al Noga, 1986 (136 yards)

Career: 70, Al Noga, 1984-87

FUMBLES

Forced Fumbles

Game: 2, by many (last by Solomon Matautia at San José State, Sept. 29, 2018)

Season: 6, Al Noga, 1986

Career: 15, Al Noga, 1984-87

Fumbles Recovered

Game: 3, Dee Miller vs. Fresno State, Nov. 13, 1999

Season: 5, Dave Dworsky, 1969; Cliff LaBoy, 1975; John Woodcock, 1975

Career: 10, Cliff LaBoy, 1973-75

INTERCEPTIONS

Interceptions

Game: 3, 6x, last by Abraham Elimimian at UTEP, Oct. 15, 2004 (30 yards)

Season: 9, Walter Briggs, 1989 (116 yards)

Career: 14, Mana Silva, 2008-10 (143 yards)

Interception Return Yards

Game: 107, Joe Kaulukukui vs. San José State, Dec. 3, 1938 (3 int.)

Season: 176, Hyrum Peters, 2002

Career: 241, Quincy LeJay, 1998-99 (9 int.)

Most Interceptions Returned for Touchdowns

Season: 3, Quincy LeJay, 1999; Hyrum Peters, 2002

Career: 3, Quincy LeJay, 1998-99; Hyrum Peters, 2000-03

Longest Scoring Interception Return

100, Rojesterman Farris II vs. Army, Nov. 30, 2019

Longest Non-Scoring Interception Return

68, Kelvin Millhouse vs. Air Force, Nov. 24, 2001; Albert Lee vs. San José State, Dec. 3, 1938

PASS DEFLECTIONS

Game: 5, Cortez Davis vs. San José State, Nov. 9, 2019; Kelvin Millhouse vs. San José State, Nov. 3, 2001

Season: 18, Kelvin Millhouse, 2001

Career: 46, Kelvin Millhouse, 2001-03

BLOCKED KICKS

Blocked Kicks (FG, PAT, Punt)

Game: 2, six times, last by Meffy Koloamatangi vs. Western Carolina, Sept. 2, 2017 (2 FG)

Season: 6, Mike Akiu, 1982 (4 FG, 1 PAT, 1 punt)

Career: 12, Matt Harding, 1992-95 (6 punt, 5 FG, 1 PAT)

Blocked Field Goals

Game: 2, Meffy Koloamatangi vs. Western Carolina, Sept. 2, 2017; Matt Harding vs. San Diego State, Oct. 9, 1993[^]

Season: 4, Mike Akiu, 1982; Matt Harding, 1992

Blocked Punts

Game: 2, Robert Grant at SMU, Oct. 6, 2001

Career: 6, Matt Harding, 1992-95

[^]NCAA Record

TEAM RECORDS

TOTAL OFFENSE

Most Plays

Game: 101 at San José State, Oct. 12, 2007
Season: 78.9, 2013 (947 in 12)

Most Yards Gained

Game: 741 vs. Army, Nov. 22, 2003 (198 rush, 543 pass)
Season: 7,829, 2006 (14 games)

Fewest Yards Gained

Game: 57 vs. Utah, Oct. 4, 1947 (57 rush, 0 pass)

Yards Gained Per Game

Season: 559.2, 2006 (7,828 in 14)

Average Gain Per Play

Season: 8.6, 2006 (913 plays, 7,829 yards)

Touchdowns Rushing, Passing

Season: 84, 2006 (22 rush, 62 pass)

Touchdowns Rushing, Passing Per Game

Season: 6.0, 2006 (84 in 14)

Most First Downs

Game: 38 vs. Army, Nov. 22, 2003
Season: 26.0, 2006 (365 in 14)

Fewest First Downs

Game: 2 vs. Utah, Oct. 4, 1947

Most Turnovers

Season: 51, 1974 (19 interceptions; 32 fumbles)

Fewest Turnovers

Season: 15, 1984 (5 interceptions; 10 fumbles)

PASSING

Attempts

Game: 75, at San José State, Oct. 12, 2007 (comp. 44)
Season: 754, 2003 (14 games)

Completions

Game: 44, at San José St., Oct. 12, 2007 (att. 75)
Season: 459, 2007 (13 games)

Most Yards

Game: 593 vs. San José State, Nov. 20, 2010
Season: 6,178, 2006 (14 games)

Fewest Yards

Game: (-8) vs. San José State, Nov. 30, 1957 (1 for 9)

Yards Per Game

Season: 441.3, 2006 (6,178 in 14)

Average Gain Per Attempt

Season: 10.0, 2006 (615 for 6,178 yards)

Average Gain Per Completion

Season: 16.45, 1988 (139 for 2,287 yards)

Attempts Per Game

Season: 53.9, 2003 (754 in 14)

Completions Per Game

Season: 35.3, 2007 (459 in 13)

Completion Percentage

Season: 72.2%, 2006 (444 of 615)

Touchdown Passes

Season: 62, 2006 (14 games)

Touchdowns Per Game

Season: 4.43, 2006 (62 in 14 games)

Pass Efficiency Rating

Season: 185.9, 2006 (5615 att., 444 comp., 12 INT, 6,178 yards, 62 TDs)

Interceptions

Game: 9 vs. Pacific, Dec. 16, 1949
Season: 26, 1970 (11 games)

Lowest Interception Percentage

Season: 1.66, 1984 (5 of 301)

RUSHING

Most Rushes

Game: 84 vs. Cal Poly-Pomona, Dec. 25, 1922
Season: 630, 1992 (3,522 yards)

Most Yards Gained

Game: 489 vs. Lewis & Clark, Sept. 21, 1957
Season: 3,519, 1992 (12 games)

Most Yards Gained Per Game

Season: 293.3, 1992 (3,519 in 12)

Highest Average Gain Per Rush

Season: 5.6, 1992 (631 rushes for 3,522 yards)

Most Rushes Per Game

Season: 56.1, 1981 (617 in 11 games)

Most Touchdowns Rushing Per Game

Season: 2.9, 1969 (29 in 10 games)

Most Fumbles

Game: 9 vs. Santa Clara, Oct. 25, 1975
Season: 71, 1974 (lost 32)

Most Fumbles By Both Teams

Game: 14, Brigham Young (9), UH (5), Dec. 8, 2001

Most Fumbles Lost

Game: 8 vs. Fresno State, Nov. 22, 1957
Season: 32, 1974 (fumbled 71)

Most Fumbles Lost By Both Teams

Game: 12, Fresno State (4) and UH (8), Nov. 22, 1957

Fewest Fumbles

Season: 14, 1968 (lost 6 in 9 games)

Fewest Fumbles Lost Per Game

Season: 0.5, 2017 (lost 6 in 12 games)

Most Consecutive Games Without Losing A Fumble

Season: 7, 1981

TEAM RECORDS

PENALTIES

Most Penalties Against

Game: 17 vs. Rutgers, Nov. 30, 1974 (185 yards); vs. Long Beach State, Sept. 21, 1985 (136 yards)

Season: 9.7, 2000 (116 in 12 games for 830 yards)

Most Penalties By Both Teams

Game: 32, at San José State (16 for 201) and UH (16 for 197), Nov. 6, 1999

Fewest Penalties Per Game

Season: 4.0, 1969 (40 in 10 games for 430 yards)

Most Yards Penalized

Game: 205 vs. Portland State, Oct. 22, 1977 (14 penalties)

Season: 96.8, 1977 (1,065 in 11 games, 94 penalties)

Most Yards Penalized By Both Teams

Game: 398, at San José State (201) and UH (197), Nov. 6, 1999 (32 penalties)

Fewest Yards Penalized Per Game

Season: 43.0, 1969 (430 in 10 games, 40 penalties)

SCORING

Points

Game: 72 vs. Brigham Young, Dec. 8, 2001 (72-45)

Season: 656, 2006 (14 games)

Points In A Loss

Regulation: 48 vs. San José St. (57), Oct. 28, 2000

Overtime: 56 at Wyoming (59), Nov. 23, 2013

Points Per Game

Season: 46.9, 2006 (656 in 14)

Points In Two Consecutive Games

Season: 131, 2006 (68-10 vs. Idaho, Oct. 28, and 63-10 at Utah State, Nov. 4)

Points By A Losing Opponent

Game: 51 by Miami-Ohio (UH 52), Nov. 17, 2001

Points By Both Teams

Game: 117 vs. Brigham Young (45) and UH (72), Dec. 8, 2001

Touchdowns

Game: 10 vs. Brigham Young, Dec. 8, 2001; at Fresno State, Oct. 14, 2006

Season: 5.84, 2007 (76 in 13)

PATs Attempted

Game: 10 vs. Brigham Young, Dec. 8, 2001; at Fresno State, Oct. 14, 2006

PATs Made

Game: 9 vs. Prairie View, Oct. 20, 1979; vs. Long Beach State, Sept. 9, 1989; vs. Utah, Oct. 23, 1989; vs. Brigham Young, Dec. 8, 2001; vs. No. Colorado, Sept. 1, 2007; vs. Charleston Southern, Sept. 22, 2007; vs. Charleston Southern, Sept. 25, 2010

Season: 5.3, 2007 (70 in 13 games, att. 74)

Consecutive PATs Made

Season: 71, 2010

2 Seasons: 105, 2009-10

Two-Point Conversions Made Per Game

Season: 0.42, 1991 (5 in 12 games, att. 10)

Field Goals Attempted

Game: 7 vs. Brigham Young, Sept. 14, 1974 (made 5)

Field Goals Made

Game: 5 vs. Brigham Young, Sept. 14, 1974 (att. 7); vs. New Mexico, Oct. 17, 1981 (att. 6)

Season: 1.9, 1984 (21 in 11, att. 29)

KICKOFF RETURNS

Returns

Game: 12 vs. Boise State, Oct. 24, 2009 (237)

Season: 5.6, 1976 (62 in 11)

Fewest Returns Per Game

Season: 2.1, 1981 (23 in 11)

Return Yards

Game: 249 vs. BYU, Dec. 8, 2001 (6 returns)

Season: 124.0, 2012 (1,488 in 12)

Return Average

Game (min. 3): 50.3 vs. Air Force, Nov. 24, 2001 (3 returns, 151 yards)

Season: 30.3, 2001 (39 for 1,180 yards)

PUNT RETURNS

Returns

Game: 13 vs. Occidental, Nov. 24, 1927

Season: 4.6, 1968 (41 in 9)

Fewest Returns Per Game

Season: 0.5, 2017 (6 in 12)

Return Yards

Game: 188 vs. Linfield, Nov. 15, 1969 (5 returns)

Season: 42.8, 1990 (514 in 12)

Return Average

Game (min. 5): 37.6 vs. Linfield, Nov. 15, 1969 (5 returns)

Season: 14.0, 2004 (38 for 532 yards)

Touchdown Returns

Game: 3 vs. Linfield, Nov. 15, 1969

TEAM RECORDS

PUNTING

Attempts

Game: 21 vs. Occidental, Nov. 24, 1927

Season: 7.2, 1968 (65 in 9)

Fewest Attempts Per Game

Season: 1.21, 2006 (17 in 14)^

Average

Game (min. 5): 53.8 vs. Tulane, Dec. 25, 2002 (5 for 269)

Season: 44.83, 2015 (81 for 3,631 yards)

Net Average

Season: 41.51, 2015 (81 for 3,631 yards, 209 yards returned, 3 TBs)

Fewest Punt Returns Allowed

Season: 4, 2011 (30 yards)^

TOTAL DEFENSE

Average Points Allowed

Season: 11.8, 1967 (118 in 10 games)

Average Yards Allowed

Season: 208.3, 1967 (2,083 in 10 games)

Fewest Yards Allowed

Game: 35 vs. Cal State-LA, Oct. 9, 1971 (-6 rush, 41 pass)

Season: 2,083, 1967 (2,083 yards on 658 plays)

Most Yards Allowed

Game: 793, at Wyoming, Nov. 23, 2013 (295 rush, 498 pass)

Fewest Rushing, Passing Touchdowns Allowed Per Game

Season: 1.4, 1973 (15 in 11 games)

Sacks

Game: 10, Brigham Young, Oct. 28, 1989; vs. Idaho, Nov. 20, 2004

Season: 46, 2003 (46 sacks for a loss of 303 yards)

Tackles For Loss

Game: 15. v. Alabama, Nov. 29, 2003; at SMU, Sept. 25, 1999

Season: 111, 2002

Takeaways

Season: 41, 2x, 1974 & 1975 (21 int. & 20 fumble rec.)

Most Points Scored By The Defense

Season: 32, 2002 (5 TDs, 1 safety); 2007 (5 TDs, 1 safety)

Most Touchdowns Scored By The Defense

Season: 5, 1980; 1999; 2002; 2007; 2010

Fewest Plays Allowed

Game: 43, Oregon State, Dec. 2, 2006 (31 rush, 13 pass)

Season: 65.8, 1967 (658 in 10 games)

RUSH DEFENSE

Fewest Rushes Allowed

Game: 17, Central Florida, Oct. 21, 1995 (11 yards)

Fewest Rushing Yards Allowed

Game: (-55), Brigham Young, Oct. 28, 1989

Season: 96.0, 1989 (1,152 in 12)

Most Yards Lost By Opponents Per Game

Season: 49.7, 1967 (497 in 10 games on 453 rushes)

Lowest Average Yards Allowed Per Attempt

Season: 2.3, 1967 (453 for 1043)

Most Fumbles Recovered

Game: 6 vs. BYU, Dec. 8 2001; vs. Fresno State Nov. 13, 1999

Season: 32, 1974

PASS DEFENSE

Fewest Attempts Allowed

Game: 0, Air Force, Nov. 16, 2012

Fewest Completions Allowed

Game: 0, Air Force, Nov. 16, 2012 (att. 0)

Fewest Yards Allowed

Game: 0, Air Force, Nov. 16, 2012 (att. 0)

Season: 104.0, 1967 (1,040 in 10 games)

Fewest Yards Allowed Per Attempt

Season: 5.1, 1967 (205 for 1040)

Fewest Yards Allowed Per Completion

Season: 10.5, 1986 (178 for 1873)

Lowest Completion Percentage Allowed

Season: .371, 1974 (78 of 210)

Fewest Touchdowns Allowed By Passing

Season: 3, 1973

Interceptions

Game: 9, San José State, Nov. 3, 1938

Season: 26, 1970

Interceptions Per Game

Season: 2.4, 1970 (26 in 11)

Interception Percentage

Season: .100, 1975 (21 of 208 attempts)

Interception-Return Yardage

Season: 421, 2007 (20 interceptions)

Interception-Return Yards Per Game

Season: 32.3, 2007 (421 in 13)

Interception-Return Average

Season: 26.9, 2001 (14 for 377)

Interceptions Returned For A TD

Season: 5, 2007

TEAM RECORDS

KICKING

Blocked Kicks

Game: 3 vs. Western Carolina, Sept. 2, 2017 (2FG, XPA)

Season: 8, 1980 (3 FG, 3 P, 2 XP); 1982 (4 FG, 3 P, 1 XP)

Most Blocked Punts

Season: 3, 1978 (11 games, 46 punts); 1979 (11 games, 72 punts); 1980 (11 games, 64 punts); 1981 (11 games, 76 punts); 1982 (11 games, 63 punts); 1984 (11 games, 58 punts); 2011 (13 games, 62 punts)

RETURNS

Lowest Punt-Return Average Allowed

Season: 1.6, 2014 (18 for 29 yards)

Lowest Kickoff-Return Average Allowed

Season: 14.0, 1967 (41 for 575 yards)

MISCELLANEOUS

Victories In A Season

12, 2007 (13 games)

Victories In Two Consecutive Seasons

23, 2006 and '07

Consecutive Victories

Season: 12, 2007

2 Seasons: 13, 2006-07 (Dec. 24, 2006 vs. Arizona State through Dec. 1, 2007 vs. Washington)

Consecutive Home Victories

Season: 9, 1989 (Sept. 2-Tulane through Nov. 25-Oregon St.)

2 Seasons: 11, 1988-89 (Nov. 26, 1988-Air Force through Nov. 25, 1989-Oregon State)

Consecutive Losses

19, beginning Oct. 18, 1997 (Brigham Young) through Sept. 4, 1999 (USC)

Consecutive Home Losses

13, beginning Oct. 25, 1997 through Sept. 4, 1999

Consecutive Road Losses

17, beginning Nov. 12, 2011 (Nevada) through Nov. 8, 2014 (Colorado State)

Consecutive Winning Seasons

9, 1967 through 1975

Consecutive Losing Seasons

5, 1994 through 1998; 2011 through 2015

Consecutive Games Without A Tie

(Prior to tie-breaker rule)

166 from Sept. 20, 1969 (16-16 New Mexico Highlands) through Oct. 1, 1983 (27-27 San Diego State)

Total Shutouts Posted By UH: 32

Total Shutouts Posted By Opponents: 41

ALL-TIME SHUTOUTS

Date	Opponent	Score
01/01/24	Oregon State	7-0
01/01/25	Colorado	13-0
12/12/25	Colorado State	41-0
11/24/27	Occidental	20-0
12/08/28	Occidental	32-0
01/01/31	Idaho	37-0
01/01/35	California	14-0
11/15/39	at San Diego State	13-0
9/14/41	at Pacific	14-0
10/11/47	at Montana State	14-0
10/9/48	at Redlands	55-0
9/17/55	at Nebraska	6-0
11/09/56	Southern Oregon	59-0
11/30/56	San José State	20-0
9/28/57	at Humboldt State	26-0
10/11/57	Willamette	27-0
11/13/64	Redlands	26-0
10/15/66	Humboldt State	7-0
10/5/68	British Columbia	48-0
11/23/68	Nevada	21-0
11/21/70	Pacific	14-0
11/28/70	Fresno State	49-0
10/9/71	Cal State-LA	26-0
10/0/79	Prairie View A&M	65-0
9/13/80	Abilene Christian	41-0
9/11/82	Montana	40-0
9/10/83	Colorado State	34-0
10/15/83	at UNLV	23-0
9/5/87	Cal State Fullerton	44-0
9/25/93	UTEP	52-0
11/12/94	Southeast Missouri	34-0
9/25/99	at SMU	20-0
9/24/05	at Idaho	24-0
11/15/14	at San José State	13-0

ALL-TIME OPPONENT SHUTOUTS

Date	Opponent	Score
12/15/20	Nevada	0-14
12/26/21	Oregon	0-47
01/01/29	Oregon	0-6
11/23/29	at Oregon	0-7
12/14/29	Santa Clara	0-25
11/15/30	at USC	0-52
01/01/32	Oklahoma	0-7
01/01/41	Fresno State	0-3
10/4/47	at Utah	0-35
12/13/47	Denver	0-27
9/22/51	at Tulsa	0-58
10/06/51	at Cincinnati	0-34
11/26/54	Nebraska	50-0
9/23/55	at San José State	0-34
10/20/56	at Iowa	0-34
11/30/57	San José State	0-12
9/13/58	at Kentucky	0-51
10/30/59	Pacific	0-6
11/30/62	San José State	0-19
12/6/63	Pacific	0-6
9/26/64	at Cal State-LA	0-43
10/03/64	at Fresno State	0-28
11/20/64	New Mexico	0-20
10/2/65	at Pacific	0-21
11/13/65	UC Santa Barbara	0-3
10/08/66	at Air Force	0-54
10/22/66	Pacific	0-41
11/26/66	at Utah State	0-48
10/21/67	at Humboldt State	0-13
11/2/74	Western Illinois	0-31
11/08/75	at Long Beach State	0-10
11/27/76	Oregon State	0-59
11/11/95	at Colorado State	0-22
9/14/96	at Wyoming	0-66
9/28/96	at Fresno State	0-20
10/4/97	at Colorado State	0-63
9/26/98	Arkansas State	0-20
10/3/98	SMU	0-28
9/24/12	at Brigham Young	0-47
9/12/15	at Ohio State	0-38
9/26/15	at Wisconsin	0-28
10/13/15	at Boise State	0-55
11/5/16	at San Diego State	0-55
11/18/17	at Utah State	0-38

collegiate opponents only

UH IN THE NCAA RECORD BOOK

INDIVIDUAL CAREER

Most Passes Attempted

2,436, Timmy Chang, 2000-04 (completed 1,388)

Highest Pct. of Passes Completed (Min. 875 atts.)

70.4%, Colt Brennan, 2005-07 (1,115 of 1,584)

Most Games Gaining 400 Yards or More

20, Colt Brennan, 2005-07*

Most Seasons Gaining 3,000 Yards or More

4, Timmy Chang, 2000, 2002-04
(3,041—4,474—4,199—4,258)*

Interceptions

80, Timmy Chang, 2000-04 (attempted 2,436)

Most Plays, Total Offense

2,587, Timmy Chang, 2000-04 (16,910 yards)

Most Yards Per Game, Total Offense

387.9, Colt Brennan, 2005-07 (14,740 in 38)

Most Seasons W/ 4,000 Yards or More, Total Offense

3 - Timmy Chang, 2002-04; Colt Brennan, 2005-07*

Most Consecutive Games With 300 Yards or More, Total Offense

25, Colt Brennan, 2005-07*

Most TDs Responsible For Per Game (Min. 100 TDs)

3.84, Colt Brennan, 2005-07 (146 in 38)

Most Points Responsible For Per Game

23.26, Colt Brennan, 2005-07 (884 in 38)

Most Touchdowns Scored on Kick Returns (Must Have at Least 1 Punt Return and 1 Kickoff Return)

8, Chad Owens, 2001-04 (6 punts, 2 kickoffs)*

Gaining 1,000 Yards on Punt Returns and 1,000 Yards on Kickoff Returns

Chad Owens, Hawaii, 2001-04 (1,014 & 1,354)*

INDIVIDUAL SEASON

Most Games With 300 Yards or More, Total Offense

14, Colt Brennan, 2006*

Most Consecutive Games With 300 Yards or More, Total Offense

14, Colt Brennan, 2006*

Most Touchdowns Scored on Punt Returns

5, Chad Owens, 2004*

INDIVIDUAL GAME

Most Touchdown Passes, Half*

7, Bryant Moniz vs. UC Davis, Sept. 24, 2011 (1st)^

Most Yards on Kick Returns

342, Chad Owens vs. BYU, Dec. 8, 2001
(93 on punt returns, 249 on kickoff returns)

Most Touchdowns Scored on Kick Returns

(At Least One Punt Return and One Kickoff Return)
2, Chad Owens vs. BYU, Dec. 8, 2001*

Blocked Field Goals

2, Matt Harding vs. San Diego State, Oct. 9, 1993*
2, Meffy Koloamatangi, Western Carolina, Sept. 2, 2017*

TEAM SEASON

Most Touchdown Passes

62, 2006 (14 games)

Highest Passing Efficiency Rating Points (Min. 600 atts.)

185.9, 2006 (615 attempts, 444 completions, 12 interceptions, 6,178 yards, 62 TD passes)

Most 100-Yard Receiving Games in a Season, One Team

20, 2006 (Davone Bess 6, Jason Rivers 5, Ryan Grice-Mullen 4, Ross Dickerson 2, Ian Sample 2 & Nate Ilaoa 1)

Having a 5,000-Yard Passer, 1,000 Yard Rusher and 1,000-Yard Receiver in the Same Season*

2010 (Bryant Moniz [5,040 passer], Alex Green [1,199 rusher], Greg Salas [1,889 receiver] and Kealoha Pilares [1,306 receiver])

Three Players, Same Team, Each Gaining 1,000 Yards*

2007 - Ryan Grice-Mullen (1,372), Davone Bess (1,266) & Jason Rivers (1,174);
2019 - JoJo Ward (1,134), Jared Smart (1,129) & Cedric Byrd (1,097),

Punt Return Defense

Fewest Returns Allowed, Season
4, 2011 (30 yards)*

Fewest Punts Per Game

1.21, 2006 (17 in 14)

Highest Average Gain Per Kickoff Return

(Min. 35 rets.) 30.26—Hawai'i, 2001 (39 for 1,180)

Most Improved Won-Lost Record

8½ games, 1999 (9-4) from 1998 (0-12)

Most Improved Won-Lost Record After Winless Season

8½ games, 1999 (9-4) from 1998 (0-12)

TEAM GAME

Fewest Combined Punts, Both Teams

0, Hawai'i vs. San José State, 11/9/19

* record shared

ALL-TIME RANKINGS - SEASON

Passing Efficiency (Minimum 15 att per game)

5th, Colt Brennan (2006), 186.0

Passing Yards

7th, Colt Brennan (2006), 5,549

15th, Bryant Moniz (2010), 5,040

Passing Yards Per Game

14th, Colt Brennan (2006), 396.4

Touchdown Passes

2nd, Colt Brennan (2006), 58

Total Offense, Yards

2nd, Colt Brennan (2006), 5,915

19th, Bryant Moniz (2010), 5,142

Total Offense, Yards Per Game

7th, Colt Brennan (2006), 422.5

Receiving Yards

5th, Greg Salas (2010), 1,889

Receiving Yards Per Game

14th, Ashley Lelie (2001), 142.8

Touchdown Receptions

T14th, Ashley Lelie (2001), 19

Blocked Field Goals

T2nd, Mike Akiu (1982), 4 blocks

T2nd, Matt Harding (1992), 4 blocks

ALL-TIME RANKINGS - CAREER

Passing Efficiency (Minimum 500 Completions)

8th, Colt Brennan (2005-07), 167.7

Passing Yards

2nd, Timmy Chang (2000-04), 17,072

9th, Colt Brennan (2005-2007), 14,193

Passing Yards Per Game

2nd, Colt Brennan (2005-07), 373.5

13th, Timmy Chang (2000-2004), 322.1

Touchdown Passes

4th, Colt Brennan (2005-2007), 131

11th, Timmy Chang (2000-2004), 117

Passing Yards Per Attempt

15th, Colt Brennan (2005-2007), 8.96

Total Offense

2nd, Timmy Chang (2000-04), 16,910

9th, Colt Brennan (2005-07), 14,740

Total Offense, Yards Per Game

1st, Colt Brennan (2005-07), 387.9

16th, Timmy Chang (2000-04), 319.1

Receptions Per Game

16th, Davone Bess (2005-07), 7.51

Receiving Yards

11th, Greg Salas (2007-2010), 4,345

Touchdown Receptions

T9th, Davone Bess (2005-2007), 41

Tackles For Loss Per Game

15th, Travis LaBoy, 2001-03, 1.47

Career Forced Fumbles Per Game

T18, Nate Jackson (2000-01), 0.261

Kickoff Returns Average

13th, Chad Owens (2001-04), 29.43

Field Goals

T20th, Jason Elam (1988-92), 79

Blocked Punts

T4th, Matt Harding (1992-95), 6

Blocked Field Goals

T7th, Matt Harding (1992-95), 5

Combined Blocked Kicks

T5th, Matt Harding (1992-95), 12 [6 Punts; 5 FGs; 1 PAT]

ANNUAL CHAMPIONS - INDIVIDUAL

Total Offense

Year	Player	YPG
2005	Colt Brennan	371.3
2006	Colt Brennan	422.5
2010	Bryant Moniz	367.3

Passing Champion, Efficiency

Year	Player	Eff
2006	Colt Brennan	186.0

ANNUAL CHAMPIONS - TEAM

Passing Offense

Year	Avg.
2006	441.3
2010	394.3

Total Offense

Year	Avg.
2006	559.2

Scoring Offense

Year	Avg.
2006	46.9
2007	43.4

Kickoff Return Average

Year	Avg.
2001	30.3

TOP TEAM PERFORMANCES

SCORING

OVERALL

POINTS	SCORE	OPPONENT	DATE
72	72-45	Brigham Young	12/08/01
68	68-37	at Fresno State	10/14/06
68	68-10	Idaho	10/28/06
67	67-20	Utah	09/23/89
66	66-7	UTEP	10/13/01
66	66-10	Charleston So.	09/22/07
66	66-7	Charleston So.	09/25/10

HOME

POINTS	SCORE	OPPONENT	DATE
72	72-45	Brigham Young	12/08/01
68	68-10	Idaho	10/28/06
67	67-20	Utah	09/23/89
66	66-7	UTEP	10/13/01
66	66-10	Charleston So.	09/22/07
66	66-7	Charleston So.	09/25/10

AWAY

POINTS	SCORE	OPPONENT	DATE
68	68-37	at Fresno State	10/14/06
63	63-10	at Utah State	11/04/06
62	62-41	at San José State	11/06/99
59	59-21	at New Mexico State	11/27/10
58	58-30	at UNLV	09/30/95

CONFERENCE (WAC & MW)

POINTS	SCORE	OPPONENT	DATE
68	68-37	at Fresno State	10/14/06
68	68-10	Idaho	10/28/06
67	67-20	Utah	09/23/89
66	66-7	UTEP	10/13/01
63	63-10	at Utah State	11/04/06

MOUNTAIN WEST

POINTS	SCORE	OPPONENT	DATE
56	56-59*	at Wyoming	11/23/13
54	54-3	at Nevada	9/28/19
48	48-10	UNLV	11/24/12
45	45-31	at New Mexico	10/26/19
44	44-41*	at San José State	09/29/18
43	43-34	at Colorado State	08/25/18
42	42-40	San José State	11/9/19

*overtime

ALOHA STADIUM

POINTS	SCORE	OPPONENT	DATE
72	72-45	Brigham Young	12/08/01
68	68-10	Idaho	10/28/06
67	67-20	Utah	09/23/89
66	66-7	UTEP	10/13/01
66	66-10	Charleston So.	09/22/07
66	66-7	Charleston So.	09/25/10

OFFENSE YARDS

TOTAL YARDS

Yards	Pass/Rush	Opponent	Date
741	543/198	Army	11/22/03
697	337/360	Utah State	11/07/09
680	559/121	Arizona State	12/24/06
674	520/154	Nevada	10/12/02
667	359/308	BYU	12/01/90
653	434/219	Purdue	11/25/06
647	532/115	Louisiana Tech	10/02/10
646	543/103	BYU	12/08/01
642	343/299	UNLV	10/24/92
641	527/114	Houston	12/24/03
638	534/104	at La. Tech	10/18/03

PASSING YARDS

Yards	C-A	Opponent	Date
593	35-50	San José State	11/20/10
559	33-42	Arizona State	12/24/06
548	43-61	at Louisiana Tech	09/08/07
545	44-75	at San José State	10/12/07
543	42-61	Army	11/22/03
543	29-52	BYU	12/08/01
540	45-59	Northern Colorado	09/01/07
534	33-46	at Louisiana Tech	10/18/03
532	42-58	Louisiana Tech	10/02/10
531	40-59	New Mexico State	10/15/05

RUSHING YARDS

Yards	Att	Opponent	Date
489	NA	Lewis & Clark	09/21/57
454	53	at BYU	09/11/93
453	76	at New Mexico	10/10/87
447	66	at UTEP	10/31/92
440	63	Tulsa	11/28/92
439	63	UNLV	10/31/81
436	55	at UNLV	09/30/95
424	59	Colorado State	11/28/81
422	64	at Wyoming	08/31/91
419	74	Cal State Fullerton	09/30/78

DEFENSE YARDS

FEWEST TOTAL YARDS ALLOWED

Yards	Pass/Rush	Opponent	Date
35	41/-6	Cal State-LA	10/09/71
68	35/33	Portland State	09/16/72
94	77/17	Pacific	11/21/70
100	111/-11	Cal State Fullerton	09/05/87
112	65/47	Fresno State	11/28/70

FEWEST PASSING YARDS ALLOWED

Yards	C-A	Opponent	Date
0	0-0	Air Force	11/16/12
4	1-3	Ohio	09/07/96
7	1-8	Air Force	11/23/91
20	1-10	at Air Force	10/22/16
23	1-3	Air Force	11/01/91

FEWEST RUSHING YARDS ALLOWED

Yards	Att	Opponent	Date
-55	25	BYU	10/28/89
-37	18	at San José State	11/06/99
-20	26	Weber State	09/06/08
-13	39	Colorado State	09/10/83
-11	28	Cal State Fullerton	09/05/87

LONGEST PLAYS

PASS PLAYS

Yds	Players	Opponent	Year
95	Don Botelho to Colin Chock	Willamette	1957
88	Larry Arnold to Rich Leon	UCSB	1968
88	Jimmy Olmos to Susumu Tanaka	Pacific	1939
*87	Colt Brennan to Ross Dickerson	at Nevada	2005
85	Dru Brown to John Ursua	at UMass	2017
83	Richard Furtado to George Aki	Utah	1935
*83	Gregg Tipton to Walter Murray	Wyoming	1985
83	Garrett Gabriel to Jamal Farmer	BYU	1989
82	Greg Alexander to Malcolm Lane	Idaho	2008
81	Tyler Graunke to Malcolm Lane	at UNLV	2007
81	Garrett Gabriel to Chris Roscoe	UTEP	1989
80	Cole McDonald to John Ursua	at Army	2018
*80	Bryant Moniz to Kealoha Pilares	at Colorado	2010
80	Nick Rolovich to Ashley Lelie	BYU	2001
80	Dan Robinson to Attrice Brooks	Eastern Illinois	1999
80	Rodney Glover to Matthew Harding	UNLV	1992
*80	Garrett Gabriel to Dane McArthur	Colorado State	1987

RUN PLAYS

Yds	Player	Opponent	Year
95	Paul Harris	UC Davis	2015
87	Skippy Dyer	Fresno State	1955
86	Emory Holmes	Cal State-LA	1968
85	Michael Carter (QB)	Air Force	1991
84	James Asato	Denver	1949
84	Gary Allen	Colorado State	1981
82	Larry Sherrer	Santa Clara	1971
82	Anthony Edgar	UTEP	1981
81	Ben Holokai	Humboldt State	1957
81	John West	at Fresno State	2002
79	Emory Holmes	Cal Western	1967

INTERCEPTION RETURNS

Yds	Player	Opponent	Year
100	Rojesterman Farris II	Army	2019
99	Richard Torres	at Washington	2011
99	Paul David	UNLV	1969
92	Jeris White	UC Santa Barbara	1971
91	Ryan Mouton	at New Mexico State	2008
90	Matt Wright	UTEP	2001
90	Joe Kaulukukui	San José State	1938
79	Stephen Gonzales	BYU	1996
76	Myron Newberry	Idaho	2007
75	Bill Wise	Occidental	1925
74	Nolan George	Lewis & Clark	1957
73	Gary Ellison	at UNLV	1995
68	Trayvon Henderson	Middle Tennessee	2016
*68	Kelvin Millhouse, Jr.	Air Force	2001
*68	Albert Lee	San José State	1938

KICKOFF RETURNS Since 1941, official max length fixed at 100 yards

Yds	Player	Opponent	Year
103	Tommy Kaulukukui	UCLA	1935
100	Mike Edwards	Boise State	2012
100	Mike Edwards	New Mexico	2012
100	Ross Dickerson	Appalachian State	2003
100	Ross Dickerson	Idaho	2006
100	Chad Owens	BYU	2001
100	Chad Owens	Air Force	2001
98	Keelan Ewaliko	Air Force	2015
98	Darrick Branch	New Mexico	1991
97	Matthew Harding	Fresno State	1992
96	Sherwin Felleze	Arizona	1951
95	Mike Edwards	Lamar	2012
95	Skippy Dyer	Southern Oregon	1956
94	Malcolm Lane	Northern Colorado	2007
*91	Malcolm Lane	at New Mexico State	2008

PUNT RETURNS

Yds	Player	Opponent	Year
85	Gerald Green	Arizona	1977
82	Jeff Sydner	Maine	1990
80	Michael Washington	Northern Colorado	2007
80	Jerry Strothers	Lewis & Clark	1956
79	Jeff Sydner	Long Beach State	1989
76	Chad Owens	Northwestern	2004
75	Chad Owens	Nevada	2004
74	Chad Owens	BYU	2001
71	Chad Owens	San José State	2004
69	Scott Harding	UNLV	2012
69	Dana McLemore	New Mexico	1979
66	Bobby Ahu	Linfield	1968
*63	Dusky Brash	Oregon State	1924

FIELD GOALS

Yds	Player	Opponent	Year
56	Jason Elam	BYU	1992
56	Justin Ayat	Tulsa	2004
55	Rigoberto Sanchez	at Michigan	2016
55	Justin Ayat	at Tulsa	2001
55	Jason Elam	Wyoming	1991
54	Dan Kelly	Utah State	2007
53	Jason Elam	Colorado State	1989
53	Jason Elam	UTEP	1989
52	Richard Spelman	Wyoming	1983
52	Richard Spelman	Utah	1984
52	Dan Kelly	Purdue	2006
51	Lee Larsen	UTEP	1982
51	Bach Stabile	Air Force	1994
50	Ryan Meskell	Fresno State	2019
50	Rigoberto Sanchez	Nevada	2015
50	Justin Ayat	at Fresno State	2002
50	Justin Ayat	UTEP	2001
50	Eric Hannum	at SMU	1999
50	Peter Kim	San José State	1978
50	Reinhold Stuprich	Santa Clara	1973
50	Jason Elam	at Utah	1990

PUNTS

Yds	Player	Opponent	Year
80	John Morse	Colorado State	1925
78	Chad Shrout	at Wyoming	1995
78	Jason Elam	at Air Force	1992
74	Tom McCarthy	New Mexico	1983
73	Rigoberto Sanchez	Air Force	2015
73	Alex Dunnachie	UNLV	2012
73	Mat McBriar	Tulane	2002
73	Greg Cummins	Colorado State	1977
71	John Masters	Western Illinois	1974
71	Chad Shrout	at Colorado State	1997
70	Rusty Holt	Santa Clara	1928
70	Eric Hannum	Wisconsin	1996

* - non-scoring play

MARGINS

LARGEST MARGIN OF VICTORY (ALL GAMES)

MARGIN	SCORE	OPPONENT	DATE
65	65-0	Prairie View	10/20/79
59	66-7	Charleston Southern	09/25/10
59	66-7	UTEP	10/13/01
59	59-0	Southern Oregon	11/09/56
58	68-10	Idaho	10/28/06
57	63-6	Northern Colorado	09/01/07
56	66-10	Charleston Southern	09/22/07
55	55-0	at Redlands	10/09/48
53	63-10	at Utah State	11/04/06
53	63-10	Long Beach State	09/09/89
53	59-6	Colorado State	11/28/81
52	54-2	Lamar	09/15/12
52	52-0	UTEP	09/25/93
52	62-10	Yale	10/03/87
51	54-3	at Nevada	09/28/19
49	49-0	Fresno State	11/28/70
49	52-3	Santa Clara	10/13/79
48	48-0	British Columbia	10/05/68
47	67-20	Utah	09/23/89
46	60-14	New Mexico	09/30/89
44	61-17	Louisiana Tech	11/11/06
44	44-0	Cal State Fullerton	09/05/87
42	56-14	UC Davis	09/17/11
42	56-14	Brigham Young	10/28/89
42	45-3	New Mexico	11/05/88

LARGEST MARGIN OF VICTORY (HOME)

MARGIN	SCORE	OPPONENT	DATE
65	65-0	Prairie View	10/20/79
59	66-7	Charleston Southern	09/25/10
59	66-7	UTEP	10/13/01
59	59-0	Southern Oregon	11/09/56
58	68-10	Idaho	10/28/06
57	63-6	Northern Colorado	09/01/07
56	66-10	Charleston Southern	09/22/07
53	63-10	Long Beach State	09/09/89
53	59-6	Colorado State	11/28/81
52	54-2	Lamar	09/15/12
52	52-0	UTEP	09/25/93
52	62-10	Yale	10/03/87

LARGEST MARGIN OF VICTORY (ROAD)

MARGIN	SCORE	OPPONENT	DATE
55	55-0	at Redlands	10/09/48
53	63-10	at Utah State	11/04/06
51	54-3	at Nevada	9/28/19
38	45-7	at Utah State	10/23/10
35	59-24	at New Mexico St.	11/27/10
35	49-14	at UNLV	09/15/07
34	40-6	at Lewis & Clark	09/26/57
31	68-37	at Fresno State	10/14/06
28	48-20	at Idaho	09/29/07
28	58-30	at UNLV	09/30/95
28	48-20	at Utah	09/24/88
28	35-7	at UTEP	11/07/81

LARGEST MARGIN OF VICTORY (CONFERENCE)

MARGIN	SCORE	OPPONENT	DATE
59	66-7	UTEP	10/13/01
58	68-10	Idaho	10/28/06
53	63-10	at Utah State	11/04/06
53	59-6	Colorado State	11/28/81
52	52-0	UTEP	09/25/93
51	54-3	at Nevada	09/28/19
47	67-20	Utah	09/23/89
46	60-14	New Mexico	09/30/89
44	61-17	Louisiana Tech	11/11/06
42	56-14	Brigham Young	10/28/89
42	45-3	New Mexico	11/05/88

LARGEST MARGIN OF VICTORY (CONFERENCE HOME)

MARGIN	SCORE	OPPONENT	DATE
59	66-7	UTEP	10/13/01
58	68-10	Idaho	10/28/06
53	59-6	Colorado State	11/28/81
52	52-0	UTEP	09/25/93
47	67-20	Utah	09/23/89
46	60-14	New Mexico	09/30/89
44	61-17	Louisiana Tech	11/11/06
42	56-14	Brigham Young	10/28/89
42	45-3	New Mexico	11/05/88
38	48-10	UNLV	11/24/12

LARGEST MARGIN OF VICTORY (CONFERENCE ROAD)

MARGIN	SCORE	OPPONENT	DATE
53	63-10	at Utah State	11/04/06
51	54-3	at Nevada	09/28/19
38	45-7	at Utah State	10/23/10
35	59-24	at New Mexico St.	11/27/10
31	68-37	at Fresno State	10/14/06
28	48-20	at Idaho	09/29/07
28	58-30	at UNLV	09/30/95
28	48-20	at Utah	09/24/88
28	35-7	at UTEP	11/07/81
25	31-6	at UTEP	09/21/02
24	24-0	at Idaho	09/24/05

LARGEST MARGIN OF VICTORY (ALOHA STADIUM)

MARGIN	SCORE	OPPONENT	DATE
65	65-0	Prairie View	10/20/79
59	66-7	UTEP	10/13/01
58	68-10	Idaho	10/28/06
57	63-6	Northern Colorado	09/01/07
56	66-10	Charleston Southern	09/22/07

MARGINS

LARGEST MARGIN OF DEFEAT (ALL GAMES)

MARGIN	SCORE	OPPONENT	DATE
75	0-75	Pacific	12/16/49
66	3-69	at Boise State	10/29/04
66	0-66	at Wyoming	09/14/96
65	3-68	Nebraska	12/04/76
63	0-63	at Colorado State	10/04/97
61	12-73	Nevada	12//17/48
60	3-63	at Michigan	09/03/16
59	0-59	Oregon State	11/27/76
58	0-58	at Tulsa	09/22/51
56	14-70	at Fresno State	11/12/04
55	0-55	at San Diego State	11/05/16
55	0-55	at Boise State	10/3/15
55	7-62	USC	09/04/99
54	0-54	at Air Force	10/08/66
54	20-74	Stanford	01/02/50
52	0-52	at USC	11/15/30
51	7-58	Air Force	10/31/15
51	0-51	at Kentucky	09/13/58
50	0-50	Nebraska	11/26/54
50	7-57	at Arizona	09/20/52
49	10-59	Wisconsin	11/30/96

LARGEST MARGIN OF DEFEAT (HOME)

MARGIN	SCORE	OPPONENT	DATE
75	0-75	Pacific	12/16/49
65	3-68	Nebraska	12/04/76
61	12-73	Nevada	12/17/48
59	0-59	Oregon State	11/27/76
55	7-62	USC	09/04/99
54	20-74	Stanford	01/02/50
51	7-58	Air Force	10/31/15
50	0-50	Nebraska	11/26/54
49	10-59	Wisconsin	11/30/96
48	0-48	Utah State	11/26/66

LARGEST MARGIN OF DEFEAT (ROAD)

MARGIN	SCORE	OPPONENT	DATE
66	3-69	at Boise State	10/29/04
66	0-66	at Wyoming	09/14/96
63	0-63	at Colorado State	10/04/97
58	0-58	at Tulsa	09/22/51
56	14-70	at Fresno State	11/12/04
55	0-55	at San Diego State	11/05/16
55	0-55	at Boise State	10/3/15
54	0-54	at Air Force	10/08/66
52	0-52	at USC	11/15/30
51	0-51	at Kentucky	09/13/58
50	7-57	at Arizona	09/20/52
48	8-56	at San Diego State	10/11/96
48	6-54	at Colorado State	09/18/65

LARGEST MARGIN OF DEFEAT (CONFERENCE)

MARGIN	SCORE	OPPONENT	DATE
66	3-69	at Boise State	10/29/04
66	0-66	at Wyoming	09/14/96
63	0-63	at Colorado State	10/04/97
56	14-70	at Fresno State	11/12/04
55	0-55	at San Diego State	11/05/16
55	0-55	at Boise State	10/3/15
51	7-58	Air Force	10/31/15
48	8-56	at San Diego State	10/11/96

LARGEST MARGIN OF DEFEAT (CONFERENCE HOME)

MARGIN	SCORE	OPPONENT	DATE
51	7-58	Air Force	10/31/15
45	9-54	Boise State	10/24/09
45	24-69	Nevada	09/22/12
39	17-56	Utah State	11/03/18
39	10-49	San Diego State	11/18/95
36	16-52	Boise State	11/12/16
35	14-49	Boise State	11/10/12
31	14-45	Brigham Young	11/16/96
31	14-45	San Diego State	10/09/93

LARGEST MARGIN OF DEFEAT (CONFERENCE ROAD)

MARGIN	SCORE	OPPONENT	DATE
66	3-69	at Boise State	10/29/04
66	0-66	at Wyoming	09/14/96
63	0-63	at Colorado State	10/04/97
56	14-70	at Fresno State	11/12/04
55	0-55	at San Diego State	11/05/16
55	0-55	at Boise State	10/3/15
48	8-56	at San Diego State	10/11/96

LARGEST MARGIN OF DEFEAT (ALOHA STADIUM)

MARGIN	SCORE	OPPONENT	DATE
65	3-68	Nebraska	12/04/76
59	0-59	Oregon State	11/27/76
55	7-62	USC	09/04/99
51	7-58	Air Force	10/31/15
49	10-59	Wisconsin	11/30/96

ATTENDANCE/OVERTIME GAMES

Largest Home Crowd

50,089 vs. Brigham Young, Oct. 22, 1988
(Aloha Stadium, Honolulu, O'ahu)

Largest Road Crowd

110,222 at Michigan, Sept. 3, 2016
(Michigan Stadium, Ann Arbor, Mich.)

Largest Neutral Site Crowd

74,383 vs. Georgia, Jan. 1, 2008
(Louisiana Superdome, New Orleans, La.; Allstate Sugar Bowl)

Most Home Games W/ More Than 40,000 In A Season

9 in 1984 (9 games); 1989 (10 games)

Most Sellouts In A Season (Aloha Stadium)

2 in 1981, 1982, 1986 (8 games); 1984, 1988 (9 games); 2007 (7 games)

Largest Home Total Season Attendance

1.	445,348	1989	(44,535 avg. for 10 games)
2.	411,884	1984	(45,765 avg. for 9 games)
3.	401,864	1988	(44,652 avg. for 9 games)
4.	385,556	1987	(42,839 avg. for 9 games)
5.	359,242	1986	(44,905 avg. for 8 games)
6.	359,042	1985	(44,880 avg. for 8 games)
7.	348,095	1999	(38,677 avg. for 9 games)
8.	342,852	1980	(42,857 avg. for 8 games)
9.	340,261	1981	(42,533 avg. for 8 games)
10.	339,138	1983	(42,392 avg. for 8 games)
11.	336,183	1982	(42,023 avg. for 8 games)
12.	334,364	1979	(37,152 avg. for 9 games)
13.	331,041	1990	(41,380 avg. for 8 games)
14.	328,081	2008	(41,010 avg. for 8 games)
15.	327,295	1978	(36,366 avg. for 9 games)

Largest Home Average Season Attendance

1.	45,765	1984	(411,884 in 9 games)
2.	44,905	1986	(359,242 in 8 games)
3.	44,880	1985	(359,042 in 8 games)
4.	42,839	1987	(385,556 in 9 games)
5.	44,652	1988	(401,864 in 9 games)
6.	44,535	1989	(445,348 in 10 games)
7.	44,432	1992	(311,022 in 7 games)
8.	43,514	2007	(304,600 in 7 games)
9.	43,450	1991	(304,148 in 7 games)
10.	42,857	1980	(342,852 in 8 games)
11.	42,533	1981	(340,261 in 8 games)
12.	42,392	1983	(339,138 in 8 games)
13.	42,023	1982	(336,183 in 8 games)
14.	41,380	1990	(331,041 in 8 games)
15.	41,308	2003	(289,155 in 7 games)

Largest Home Crowds*

1.	50,089	Brigham Young, Oct. 22, 1988
2.	50,000	Brigham Young, Sept. 22, 1984
	50,000	Iowa, Dec. 1, 1984
	50,000	Air Force, Nov. 23, 1985
	50,000	Brigham Young, Nov. 8, 1986
	50,000	Michigan, Dec. 6, 1986
	50,000	Brigham Young, Oct. 24, 1987
	50,000	UTEP, Oct. 8, 1988
	50,000	Notre Dame, Nov. 30, 1991
	50,000	Brigham Young, Sept. 26, 1992
	50,000	USC, Sept. 4, 1999
	50,000	Portland State, Sept. 9, 2000
	50,000	Brigham Young, Dec. 8, 2001
	50,000	Alabama, Nov. 30, 2002
	50,000	USC, Sept. 3, 2005
	50,000	Oregon State, Dec. 2, 2006
	50,000	Boise State, Nov. 23, 2007
	50,000	Washington, Dec. 1, 2007

* all games played at Aloha Stadium

Largest Road Crowds

1.	110,222	at Michigan, Sept. 3, 2016
2.	107,145	at Ohio State, Sept. 12, 2015
3.	93,607	at USC, Sept. 1, 2012
4.	92,138	at Alabama, Sept. 2, 2006
5.	90,575	at Florida, Aug. 30, 2008
6.	80,829	at Wisconsin, Sept. 26, 2015
7.	75,615	at Nebraska, Sept. 16, 1978
8.	74,383	vs. Georgia, Jan. 1, 2008*
9.	74,043	at Michigan State, Sept. 10, 2005
10.	73,654	at USC, Sept. 13, 2003

* neutral-site game at Louisiana Superdome

ALL-TIME OVERTIME GAMES

Date	Opponent	W/L	Score
11/22/97	Northeast Louisiana	L	20-23
11/13/99	Fresno State	W	31-24 (2ot)
10/6/01	at SMU	W	38-31
12/25/03	Houston (HB)	W	54-48 (3ot)
9/4/04	Florida Atlantic	L	28-35
9/8/07	at Louisiana Tech	W	45-44
10/12/07	at San José State	W	42-35
10/4/08	at Fresno State	W	32-29
11/21/09	at San José State	W	17-10
11/16/13	San Diego State	L	21-28
11/23/13	at Wyoming	L	56-59
10/22/16	at Air Force	W	34-27 (2ot)
9/23/17	at Wyoming	L	21-28
9/29/18	at San José State	W	44-41 (5ot)
11/24/18	at San Diego State	W	31-30

HB - denotes Hawai'i Bowl

Total Overtime Games: 15

Record in OT: 10-5

at Aloha Stadium: 2-3

on the Road: 8-2

First OT Game: Nov. 22, 1997 vs. Northeast Louisiana (L, 20-23)

Longest OT Game: 5OT vs. San José State (W, 44-41)

Most OT Games in a Season: 2, 2007, '13, '18

The overtime system in Division I-A football was adapted for the start of the 1996 season.

STREAKS

LONGEST WIN STREAK

GAMES	TEAM TO END STREAK	BEGAN	ENDED
13	Georgia	12/24/06	01/01/08
11	Brigham Young	11/01/80	11/14/81
9	Oregon State	09/30/06	12/02/06
8	Pacific	09/15/73	11/17/73
7	Iowa	09/29/84	12/01/84

LONGEST HOME WIN STREAK

GAMES	TEAM TO END STREAK	BEGAN	ENDED
11	Air Force	11/26/88	12/09/89
10	San Diego State	09/26/92	10/09/93
9	San José State	12/24/06	09/27/08
9	Alabama	11/17/01	11/30/02
8	Oregon State	12/03/05	12/02/06
8	USC	10/02/04	09/03/05

LONGEST HOME WIN STREAK (Aloha Stadium)

GAMES	TEAM TO END STREAK	BEGAN	ENDED
11	Air Force	11/26/88	12/09/89
10	San Diego State	09/26/92	10/09/93
9	San José State	12/24/06	09/27/08
9	Alabama	11/17/01	11/30/02

LONGEST ROAD WIN STREAK

GAMES	TEAM TO END STREAK	BEGAN	ENDED
7	Florida	10/14/06	08/30/08
6	Brigham Young	10/18/80	10/16/82
4	Wyoming	10/10/87	09/16/89

LONGEST WAC WIN STREAK

GAMES	TEAM TO END STREAK	BEGAN	ENDED
15	San José State	10/07/06	09/27/08
8	Brigham Young	11/08/80	11/14/81
8	Boise State	11/07/09	11/06/10

LONGEST MW WIN STREAK

GAMES	TEAM TO END STREAK	BEGAN	ENDED
3	Current streak	11/9/19	
3	Nevada	08/25/18	10/20/18

LONGEST LOSING STREAK

GAMES	TEAM TO END STREAK	BEGAN	ENDED
19	Eastern Illinois	10/18/97	09/11/99
11	Army	08/29/13	11/30/13
9	Louisiana-Monroe	09/26/15	11/28/15
8	UNLV	09/22/12	11/24/12
7	Boise State	11/11/95	09/21/96
5	four times		

LONGEST HOME LOSING STREAK

GAMES	TEAM TO END STREAK	BEGAN	ENDED
13	Eastern Illinois	10/25/97	09/11/99
5	Army	08/29/13	11/30/13
5	Boise State	11/18/95	09/21/96
5	Colorado State	12/01/84	11/02/85
4	Louisiana-Monroe	10/10/15	11/28/15
4	UNLV	11/26/83	09/22/84
4	Idaho	11/27/76	09/24/77

LONGEST ROAD LOSING STREAK

GAMES	TEAM TO END STREAK	BEGAN	ENDED
17	San José State	11/12/11	11/15/14
15	SMU	10/14/95	09/25/99
10	Brigham Young	10/26/74	10/05/79
9	San José State	11/29/14	10/08/16
6	Idaho	11/01/03	09/24/05

LONGEST CONFERENCE LOSING STREAK

GAMES	TEAM TO END STREAK	BEGAN	ENDED
12	SMU	10/11/97	09/25/99
10	UNLV	11/05/11	11/24/12
9	Nevada	11/29/14	10/01/16
9	UTEP	09/03/94	09/23/95
8	Wyoming	09/21/13	10/11/14

LONGEST WAC LOSING STREAK

GAMES	TEAM TO END STREAK	BEGAN	ENDED
12	SMU	10/11/97	09/25/99

LONGEST MW LOSING STREAK

GAMES	TEAM TO END STREAK	BEGAN	ENDED
9	Nevada	11/29/14	10/01/16
8	Wyoming	09/21/13	10/11/14
7	UNLV	09/22/12	11/24/12
4	San José State	10/18/14	11/15/14

OPPONENT RECORDS

INDIVIDUAL

MOST YARDS RUSHING

- 339 Ron Dayne (Wisconsin), 1996
- 300 Marshall Faulk (San Diego State), 1992
- 294 LaDainian Tomlinson (TCU), 2000
- 278 Deonce Whitaker (San José State), 2000
- 268 Terry Metcalf (Long Beach State), 1971

MOST YARDS PASSING

- 537 K.J. Carta-Samuels (Colorado State), 2018
- 518 Jeff Graham (Long Beach State), 1988
- 513 Mark McKay (San Diego State), 1982
- 507 Kellen Moore (Boise State), 2010
- 498 Brett Smith (Wyoming), 2013

MOST YARDS TOTAL OFFENSE

- 640 Brett Smith (Wyoming), 2013
- 562 K.J. Carta-Samuels (Colorado State), 2018
- 531 Jeff Graham (Long Beach State), 1988
- 510 Mark McKay (San Diego State), 1982
- 507 Kellen Moore (Boise State), 2010

MOST RECEPTIONS

- 18 J.R. Tolver (San Diego State), 2002
- 15 Anthony Crissinger-Hill (Florida Atlantic), 2004
- 14 Chad Hansen (California), 2016
- 14 Eric Cross (Stanford), 1972
- 14 Reno Mahe (BYU), 2001
- 14 Andre Raymond (Eastern Illinois), 2002

MOST YARDS RECEIVING

- 283 J.R. Tolver (San Diego State), 2002
- 256 Greg Primus (Colorado State), 1991
- 221 Chris Williams (New Mexico State), 2008
- 212 Michael Gallup (Colorado State), 2017
- 209 Patrick Rowe (San Diego State), 1990
- 207 Derrick Washington (Long Beach State), 1988
- 201 Demond Thompkins (UNLV), 1992

MOST ALL-PURPOSE YARDS

- 347 Ron Dayne (Wisconsin), 1996
- 333 Terance Mathis (New Mexico), 1987
- 328 Vai Sikahema (BYU), 1985
- 326 Damaris Johnson (Tulsa), 2010
- 307 Preston Williams (Colorado State), 2018

MOST TOTAL TOUCHDOWNS

- 7 Steffhon Jefferson (Nevada), 2012
(6 rushing, 1 receiving)

LONGEST RUNS

- 89 Bryson Sumlin (Fresno State), 2004*
- 85 Tyson Thompson (San José State), 2004
- 85 Jared Zabransky (Boise State), 2004
- 83 Fred Henry (New Mexico), 1971*
- 80 Numerous; last by Tim Cornett (UNLV), 2011

LONGEST PASS PLAYS

- 91 Jeff Lindquist (Wash.) to John Ross, 2015
- 90 Ken Boney (CSLA) to Jewel Thomas, 1969
- 90 David Page (SMU) to Johnnie Freeman, 2001
- 90 Scott Rislov (SJSU) to Juan Walden, 2002
- 89 Don Van Galder (Utah) to Willie Arnstead, 1973*

LONGEST KICKOFF RETURNS

- 103 Errol Tucker (Utah), 1985
- 100 Carlos Wiggins (New Mexico), 2015
- 100 Marqise Lee (USC), 2012
- 100 Kevin Robinson (Utah State), 2007
- 100 Gerard Lawson (Oregon State), 2006
- 100 Chris McAlister (Arizona), 1998

LONGEST PUNT RETURNS

- 92 Quinton Jones (Boise State), 2005
- 89 Ronald Johnson (USC), 2010
- 87 Rick Calhoun (Cal State Fullerton), 1986
- 86 Charlie Jones (Fresno State), 1992
- 86 Brian Roberson (Fresno State), 1995
- 84 Dwight Lowery (San José State), 2007
- 83 Jaron Dabney (BYU), 1997
- 80 S. Jackson (Whitworth), 1968

LONGEST FIELD GOALS

- 55 Gene Lemmers (Long Beach State), 1989
- 53 Lucas Havrisik (Arizona), 2019
- 53 John Baron (San Diego State), 2018
- 53 Steve Tobin (Wyoming), 1980
- 53 Jake Rogers (Cincinnati), 2008
- 52 Bryce Crawford (San José State), 2017
- 52 Tyler Jones (Boise State), 2002
- 52 Brandon Coutu (Georgia), 2007
- 52 Jake Thompson (Utah State), 2013
- 52 Andre Heidari (USC), 2013
- 52 Tino Amancio (Idaho), 2008

LONGEST PUNTS

- 82 Monte Robbins (Michigan), 1986
- 77 Mark Stock (New Mexico Highlands), 1970
- 75 Kyle Brotzman (Boise State), 2008
- 73 Kyle Hughes (New Mexico State), 2009
- 73 Henry Castellanos (UTEP), 1985

LONGEST INTERCEPTION RETURNS

- 100 Harold Hicks (San Diego State), 1986
- 94 R. Ockimey (San José State), 2000
- 93 Mark Green (UNLV), 1973
- 92 Milton Bugg III (Air Force), 2019
- 85 Otha West (UTEP), 1991

OPPONENT RECORDS/HOMECOMING

TEAM

MOST YARDS GAINED RUSHING

545 Air Force, 2001
 503 Fresno State, 2004
 499 Wisconsin, 1996
 492 Air Force, 2015
 479 Nebraska, 1982

MOST YARDS PASSING

537 Colorado State, 2018
 518 Long Beach State, 1988
 515 Brigham Young, 2001
 513 San Diego State, 1982
 507 Boise State, 2010

MOST YARDS TOTAL OFFENSE

793 Wyoming, 2013
 775 Nevada, 1948
 737 Boise State, 2010
 684 Oregon, 1969
 679 Fresno State, 2004

OPPONENT SCORING (OVERALL)

75	0-75	Pacific	12/16/49
74	20-74	Stanford	01/02/50
73	12-73	Nevada	12/17/48
70	14-70	at Fresno State	11/12/04
69	24-69	Nevada	09/22/12
69	3-69	at Boise State	10/29/04

OPPONENT SCORING (HOME)

75	0-75	Pacific	12/16/49
74	20-74	Stanford	01/02/50
73	12-73	Nevada	12/17/48
69	24-69	Nevada	09/22/12
63	17-63	USC	09/03/05

OPPONENT SCORING (AWAY)

70	14-70	at Fresno State	11/12/04
69	3-69	at Boise State	10/29/04
68	21-68	at Michigan State	10/02/48
66	0-66	at Wyoming	09/14/96
63	3-63	at Michigan	09/03/16
63	0-63	at Colorado State	10/04/97

OPPONENT SCORING (CONFERENCE)

70	14-70	at Fresno State	11/12/04
69	24-69	Nevada	09/22/12
69	3-69	at Boise State	10/29/04
66	0-66	at Wyoming	09/14/96
63	0-63	at Colorado State	10/04/97

OPPONENT SCORING (ALOHA STADIUM)

69	24-69	Nevada	09/22/12
68	3-68	Wisconsin	12/04/76
63	17-63	USC	09/03/05
62	7-62	USC	09/04/99
62	35-62	Tulsa	12/24/10

* denotes non-scoring play
 statistics incomplete prior to 1967 season

ALL-TIME HOMECOMING RESULTS

Season	Opponent	W/L	Score	Mar
1949	Pacific	L	0-75	-75
1950	Utah	L	28-40	-12
1951	Arizona	L	21-32	-11
1952	Willamette	T	7-7	-
1953	Lewis & Clark	W	34-12	+22
1954	Nebraska	L	0-50	-50
1955	Arizona State	L	6-39	-33
1956	San José State	W	20-0	+20
1957	Fresno State	L	8-31	-23
1958	Utah	L	20-47	-27
1959	Utah State	L	6-48	-42
1960	Lewis & Clark	L	13-18	-5
1961	No season			
1962	Willamette	W	14-12	+2
1963	Cal Western	L	13-16	-3
1964	New Mexico	L	0-20	-20
1965	Cal Western	W	10-8	+2
1966	Parsons	L	10-21	-11
1967	Fresno State	W	29-19	+10
1968	Nevada	W	21-0	+21
1969	UNLV	W	57-19	+38
1970	Cal St. Los Angeles	W	31-7	+24
1971	UC Santa Barbara	W	23-14	+9
1972	Cal State Fullerton	W	49-15	+34
1973	Cal St. Northridge	W	28-3	+25
1974	Fresno State	W	21-7	+14
1975	Santa Clara	W	48-40	+8
1976	Portland State	W	20-17	+3
1977	Portland State	W	21-12	+9
1978	Pacific	L	17-27	-10
1979	Temple	L	31-34	-3
1980	West Virginia	W	16-13	+3
1981	UNLV	W	57-21	+36
1982	San Diego State	L	28-31	-3
1983	New Mexico	W	25-16	+9
1984	Wyoming	W	31-28	+3
1985	Colorado State	W	34-14	+20
1986	Brigham Young	L	3-10	-7
1987	San Diego State	L	21-29	+8
1988	New Mexico	W	45-3	+42
1989	UTEP	W	26-7	+19
1990	Pacific	W	35-24	+11
1991	San Diego State	L	21-47	-26
1992	UNLV	W	55-25	+30
1993	Utah	W	41-30	+11
1994	Wyoming	L	10-13	-3
1995	San Diego State	L	10-49	-39
1996	San José State	L	17-38	-21
1997	Northeast Louisiana	L	20-23*	-3
1998	San José State	L	17-45	-28
1999	UTEP	W	33-3	+30
2000	SMU	W	30-15	+15
2001	Boise State	L	21-28	-7
2002	Nevada	W	59-34	+25
2003	UTEP	W	31-15	+16
2004	San José State	W	46-28	+18
2005	New Mexico State	W	49-28	+21
2006	Idaho	W	68-10	+58
2007	New Mexico State	W	50-13	+37
2008	Louisiana Tech	W	24-14	+10
2009	Utah State	W	49-36	+13
2010	Idaho	W	45-10	+35
2011	New Mexico State	W	45-34	+11
2012	New Mexico	L	23-35	-12
2013	Colorado State	L	28-35	-7
2014	Nevada	L	18-26	-8
2015	San Diego State	L	14-28	-14
2016	UNLV	L	38-41	-3
2017	San José State	W	37-26	+11
2018	Duquesne	W	42-21	+21
2019	Central Arkansas	W	35-16	+19

All-Time Record: 39-29-1 (.572) **Aloha Stadium:** 27-17 (.614)

Longest Win Streak: 11 (1967-77)

Longest Losing Streak: 5, 2x (1994-98; 2012-16)

Largest Margin of Victory: 58 (68-10 vs. Idaho, 2006)

Largest Margin of Defeat: 75 (75-0 vs. Pacific, 1949)

*overtime

QUARTERBACK DEBUTS

QB STARTING DEBUTS (SINCE 1979)

Year	Quarterback	Class	Opponent	Result	Rushing	Passing
2018	Chevan Cordeiro	Fr.	Wyoming	W, 17-13	12-23, 0 TD	19-29-1, 148, 2 TD
2018	Cole McDonald	So.	at Colorado State	W, 43-34	13-96, 2 TD	26-37-0, 418, 3 TD
2016	Dru Brown	So.	Nevada	W, 38-17	7-31, 0 TD	15-18-0, 222, 2 TD
2015	Max Wittek	Sr.	Colorado	W, 28-20	4-(-17), 0 TD	19-38-2, 202, 3 TD
2013	Ikaika Woolsey	R-Fr.	#25 Fresno State	L, 37-42	12-4, 0 TD	7-19-1, 56, 0 TD
2013	Taylor Graham	Jr.	#24 USC	L, 13-30	7-(-36), 0 TD	16-41-4, 208, 1 TD
2012	Jeremy Higgins	So.	at Air Force	L, 7-21	3-(-26), 0 TD	14-23-0, 125, 1 TD
2012	Sean Schroeder	Jr.	at #1 USC	L, 10-49	11-(-10), 0 TD	24-39-2, 208, 1 TD
2011	David Graves	So.	Tulane	W, 35-23	8-57, 1 TD	21-38-2, 268, 2 TD
2009	Shane Austin	So.	at San José State	W, 17-10	5-(-29), 1 TD	28-46-0, 299, 0 TD
2009	Bryant Moniz	So.	Fresno State	L, 17-42	8-11, 0 TD	24-52-2, 283, 2 TD
2008	Inoke Funaki	Jr.	Weber State	W, 36-17	7-20, 0 TD	7-14-0, 87, 0 TD
2008	Greg Alexander	Jr.	at #5 Florida	L, 10-56	5-(-29), 0 TD	11-21-2, 57, 0 TD
2005	Colt Brennan	So.	at Michigan State	L, 14-42	7-37, 0 TD	23-31-0, 219, 2 TD
2005	Tyler Graunke	R-Fr.	#1 USC	L, 17-63	7-43, 0 TD	12-17-0, 127, 1 TD
2003	Jason Whieldon	Sr.	Appalachian State	W, 40-17	7-(-6), 0 TD	21-35-2, 359, 3 TD
2000	Timmy Chang	Fr.	Tulsa	L, 14-24	3-(-16), 0 TD	31-48-2, 313, 1 TD
2000	Nick Rolovich	Jr.	Portland State	L, 20-45	4-(-17), 0 TD	28-57-2, 367, 2 TD
1998	Dan Robinson	Jr.	at Utah	L, 21-30	6-(-13), 0 TD	15-32-0, 280, 1 TD
1997	Tim Carey	Sr.	Minnesota	W, 17-3	10-(-32), 1 TD	9-24-1, 72, 0 TD
1996	Josh Skinner	Fr.	at Wyoming	L, 0-66	11-7, 0 TD	7-19-1, 72, 0 TD
1994	John Hao	Jr.	New Mexico	L, 21-38	21-79, 1 TD	28-45, 344, 1 TD
1994	Johnny Macon	R-Fr.	Fresno State	L, 16-31	14-21, 1 TD	1-2-0, 20, 0 TD
1994	Glenn Freitas	So.	Oregon	W, 36-16	22-117, 2 TD	5-15-1, 92, 0 TD
1994	Rodney Glover	Jr.	BYU	L, 12-13	11-25, 1 TD	10-24-1, 141, 0 TD
1991	Ivin Jasper	So.	at BYU	L, 18-35	3-6, 0 TD	3-10-1, 127, 1 TD
1991	Michael Carter	So.	at Wyoming	W, 32-17	33-214, 2 TD	8-17-0, 112, 0 TD
1987	Garrett Gabriel	R-Fr.	Wyoming	L, 20-24	9-10, 0 TD	7-9-0, 73, 0 TD
1987	Walter Briggs	So.	Utah	W, 25-14	13-50, 0 TD	2-6-2, 4, 0 TD
1987	Ken Niumatalolo	So.	Yale	W, 62-10	16-83, 0 TD	1-7, 17, 0 TD
1985	Warren Jones	R-Fr.	at UTEP	W, 23-7	1-(-7), 0 TD	11-19-0, 130, 0 TD
1985	Kurt Simon	R-Fr.	Long Beach State	L, 30-33	2-(-19), 0 TD	1-1-0, 13, 0 TD
1985	Gregg Tipton	Jr.	Kansas	L, 27-33	14-6, 1 TD	21-38-0, 337, 3 TD
1982	Raphel Cherry	So.	Montana	W, 40-0	6-21, 1 TD	4-6, 48, 1 TD
1981	Bernard Quarles	Jr.	Colorado State	W, 59-6	3-62, 2 TD	5-7, 69, 1 TD
1981	Tim Lyons	Jr.	Cal State Fullerton	W, 38-12	6-20, 1 TD	13-23, 162, 0 TD
1979	Blane Gaison	Jr.	Arizona State	W, 29-17	15-57, 3 TD	1-7, 0, 0 TD
1979	Steve Rakhshani	Jr.	New Mexico	W, 20-3	6-13, 0 TD	6-13, 27, 1 TD
1979	Mike Stennis	Jr.	Utah	L, 23-27	9-24, 0 TD	4-10, 43, 0 TD



Cole McDonald accounted for 514 total yards (418 passing, 96 rushing) and five touchdowns at Colorado State in 2018, the most prolific performance ever by a UH quarterback in his starting debut.

QUARTERBACK STARTS

QB STARTS (SINCE 1979)

Career Starts

Rk	Player	Starts	Years
1.	Timmy Chang	50	2000-04
2.	Colt Brennan	35	2005-07
3.	Michael Carter	34	1990-93
4.	Bryant Moniz	32	2009-11
5.	Garrett Gabriel	28	1987-90
6.	Cole McDonald	24	2017-19
	Raphel Cherry	24	1981-84
8.	Ikaika Woolsey	23	2013-16
	Dan Robinson	23	1998-99
10.	Dru Brown	22	2017-18
	Gregg Tipton	22	1985-86

Consecutive Starts

Rk	Player	Starts	Dates
1.	Bryant Moniz	26	Nov. 28, 2009-Nov. 12, 2011
2.	Garrett Gabriel	25	Sept. 2, 1989-Dec. 1, 1990
3.	Dru Brown	22	Oct. 1, 2016-Nov. 25, 2017
	Michael Carter	22	Oct. 10, 1992-Dec. 4, 1993
	Raphel Cherry	22	Sept. 10, 1983-Dec. 1, 1984
6.	Colt Brennan	17	Sept. 2, 2006-Sept. 15, 2007
	Dan Robinson	17	Nov. 7, 1998-Dec. 25, 1999
8.	Gregg Tipton	15	Nov. 23, 1985-Dec. 6, 1986
9.	Timmy Chang	14	Aug. 31, 2002-Dec. 25, 2002
10.	Timmy Chang	13	Sept. 4, 2004-Dec. 24, 2004

Career Victories

Rk	Player	Wins	Years
1.	Timmy Chang	29	2000-04
2.	Colt Brennan	25	2005-07
3.	Bryant Moniz	18	2009-11
	Michael Carter	18	1990-93
5.	Garrett Gabriel	17	1987-90
6.	Raphel Cherry	14	1981-84
7.	Cole McDonald	13	2017-19
8.	Warren Jones	12	1985, '87-88
9.	Gregg Tipton	10	1985-86
10.	Dru Brown	9	2016-17
	Dan Robinson	9	1998-99
	Mike Stennis	9	1976-77, 79-80

Career Win Percentage (min. 2 yrs/15 games)

Rk	Player	Pct.	Record	Years
1.	Colt Brennan	.714	25-10	2005-07
2.	Warren Jones	.706	12-5	1985, 87-88
3.	Garrett Gabriel	.625	17-10-1	1987-90
4.	Raphel Cherry	.604	14-9-1	1981-84
5.	Mike Stennis	.600	9-6	1976-77, 79-80
6.	Timmy Chang	.580	29-21	2000-04

W-L RECORDS

Quarterback (Years)	Record
Timmy Chang (2000-04)	29-21
Colt Brennan (2005-07)	25-10
Michael Carter (1991-92)	18-15-1
Bryant Moniz (2009-11)	18-14
Garrett Gabriel (1987-89)	17-10-1
Raphel Cherry (1982-84)	14-9-1
Warren Jones (1985)	12-5
Gregg Tipton (1985)	10-10-2
Dan Robinson (1998-99)	9-14
Dru Brown (2016-17)	9-13
Mike Stennis (1979)	9-6
Nick Rolovich (2000-01)	8-4
Cole McDonald (2018-19)	13-11
Glenn Freitas (1994-96)	7-12-1
Tim Lyons (1981)	7-2
Bernard Quarles (1981)	6-5
Ikaika Woolsey (2013-16)	5-18
Greg Alexander (2008-09)	5-6
Sean Schroeder (2012-13)	4-14
Inoke Funaki (2008)	4-2
Chevan Cordeiro (2018-19)	4-0
Tyler Graunke (2005-07)	3-2
Blane Gaison (1979)	3-0
Johnny Macon (1994)	2-7
Max Wittek (2015)	2-6
Tim Carey (1997)	2-2
Steve Rakhshani (1979)	2-2
Jason Whieldon (2003)	2-1
Ivin Jasper (1991)	2-1
Josh Skinner (1996)	1-10
Taylor Graham (2013-14)	1-3
Walter Briggs (1987)	1-2
Shane Austin (2009)	1-1
David Graves (2011)	1-1
Ken Niumatalolo (1987)	1-0
John Hao (1994-95)	0-5
Jeremy Higgins (2012)	0-1
Rodney Glover (1994)	0-1
Kurt Simon (1985)	0-1

HISTORY OF HAWAI‘I FOOTBALL

An entire ocean away from its nearest NCAA opponent, the University of Hawai‘i football program has a unique and storied history. This year marks the program’s 101st season of competition.

THE BEGINNING

The College of Hawai‘i was founded in 1907. Two years later, in 1909, the university fielded its first football team. The “Fighting Deans,” as Hawai‘i athletic teams were known then, defeated McKinley High School, 6-5, under head coach Austin Jones in its inaugural game. The historic game was played before 2,500 fans at O‘ahu College, now known as Punahou School.

Because of limited travel opportunities, Hawai‘i only played local high schools, military and club teams for its first eight seasons. In 1920, the College of Hawai‘i became the University of Hawai‘i and Raymond Elliot coached the first intercollegiate game against the University of Nevada (Reno). Nevada outscored Hawai‘i, 14-0, at Mō‘ili‘ili Field on Christmas Day.

A POT OF GOLD

The 1921 season marked the arrival of Otto “Proc” Klum, who ushered in the “Golden Age of UH Football.” Known as “The Mānoa Fox,” Klum served as head coach and athletics director until 1939, compiling an 84-51-7 record.

Klum coached UH to its first victory over a collegiate opponent in 1922, a Christmas Day triumph over Pomona College, 25-6, at Punahou’s Alexander Field. He also took the team to its first road game in 1923 via oceanliner against that same Pomona team at the Pasadena Rose Bowl. The trip took five days. As a result of the prolonged hours of travel, later teams only traveled to the U.S. mainland every other year.

During Klum’s reign, another UH tradition emerged. In the final game of the 1923 season,

a rainbow appeared over the gridiron late during the team’s contest against Oregon State. The Deans scored shortly thereafter and held on to win, 7-0. Reporters started calling UH teams the “Rainbows,” and the tradition began that whenever a rainbow appeared from the “Mānoa Mist” over the UH campus, Hawai‘i could not lose.



THE WONDER YEARS

Under Klum’s guidance, Hawai‘i produced the “Wonder Teams” of 1924-25, which went undefeated both seasons. The “Wonder Teams” outscored their opponents, 606-29, in 18 games. Among the fallen were Colorado, Colorado State and Washington State.

During the 1924 season, the Rainbows finished 8-0 and allowed only 12 points all season. The team concluded the season with a 13-0 shutout of Colorado on New Year’s Day. The following season, only Washington State of the Pacific Coast Conference scored more than six points against the “Wonder Teams” and was only one of five teams to score at all. UH defeated the Cougars, 20-11, on New Year’s Day to close out the 1925 season.

Among the many stars on those teams were the famed “Four Horsemen of Mānoa” - Bill “Doggie” Wise, Johnny Morse, Eddie Fernandez and Theodore “Pump” Searle—named after the gallant Notre Dame backfield.

A NEW HOME

In 1926, the Rainbows made the newly built Honolulu Stadium, a 24,000-seat facility in

ROARING ‘20s

During the “Golden Age” of UH football, the teams produced a record of 53-21-5 in the 1920s, including consecutive undefeated seasons in 1924 (8-0) and 1925 (10-0).

HISTORY OF HAWAII FOOTBALL

Mō'ili'ili, their homefield. UH played its first game at the stadium on Nov. 11 against the Town Team. Hawaii lost that game, 14-7, before 12,000 Armistice Day fans.

That same season, the Rainbows blanked the 8th Field Artillery and Healani by identical 101-0 scores. Against Healani, halfback Fernandez had one of the best single-game performances in UH history, scoring six times on runs, punts and an interception.

Four years later, UH played its first night game at the stadium. The Rainbows defeated the Honolulu Athletic Club, 28-0, Oct. 8, 1930, before 9,500 fans.

For 48 years, the affectionately nicknamed "Termite Palace" housed the Rainbows and their fans until the construction of Aloha Stadium in 1975.

THE GRASS SHACK

One of the earliest stars in UH history was Thomas Kaulukukui, a 5-foot-5, 140-pound back from Hilo. As a member of UH's undefeated 1934 team, Kaulukukui helped lead the Rainbows to a 14-0 shutout of California in the New Year's Day Classic (later re-named the Poi Bowl). That team finished 6-0 and featured stars Maynard "Buster" Piltz and Anthony Morse.

The next year, Kaulukukui gained national fame and earned his nickname, the "Grass Shack," by legendary sportswriter Grantland Rice. During a 19-6 loss to UCLA at the Los Angeles Coliseum, Kaulukukui scored the team's lone touchdown, an electrifying 103-yard kickoff return, a record which still stands today.



NO. 32

The only number retired in Hawaii football history was worn by UH's first All-American, Thomas Kaulukukui. He still holds the school record for longest kickoff return (103) against UCLA in 1935 at the Los Angeles Coliseum and also went on to become one of UH's most successful coaches.

Following that season, Kaulukukui became UH's first All-American when he was selected by the All-America Board of Football, which included legendary Glenn "Pop" Warner.

WAR TIME ERA

The 1940 season marked the end of Klum's 19-year tenure as football coach. The decade was also marred by World War II.

In 1941, the Rainbows just completed a 20-6 Shrine Game victory over Willamette in front of a sold-out Honolulu Stadium crowd of 24,000. The next morning, Japan invaded Pearl Harbor, resulting in the cancellation of the team's upcoming game against San José State and the 1942-45 seasons. Lost in the news of the attack was the naming of halfback Nolle Smith as a first-team Associated Press Little All-American.

UH returned to the gridiron in 1946 after the conclusion of the war. That same year also marked the program's entrance into the NCAA under head coach Kaulukukui. Hawaii finished the season with an 8-2 record, culminating with a 19-16 victory over Utah in the Pineapple Bowl (formerly Poi Bowl).

In the late 1940s, the team began to travel by air, making the journey to the West Coast in an unheard-of nine hours. To cut down on costs, the teams stayed on the U.S. mainland for at least two weeks at a time.

Following the 1949 season, Harry "Clown" Kahuanui became the first UH player to be invited to the East-West Shrine Game and was named an honorable mention All-American by United Press International.

Kaulukukui coached until 1951 and accumulated a record of 34-18-3, becoming one of the school's winningest coaches at the time. As a result of his achievements as a player and coach, he was chosen as a charter member of the National Football Hall of Fame Association.

TERMITE PALACE

Nicknamed for its deteriorating facade, Honolulu Stadium was home to Hawaii football from 1926-74.

HISTORY OF HAWAI'I FOOTBALL

HAMMERIN' HANK

The 1950s marked the arrival of the Hank Vasconcellos era as head coach and athletics director. Vasconcellos, a Maui native, coached the Rainbows for nine seasons during the program's highest and lowest moments.

The 1954 season ended with a humbling 50-0 loss to Orange Bowl-bound Nebraska in front of a crowd of 20,000 fans at Honolulu Stadium.

In the rematch between the schools the next season, the Rainbows pulled off one of the biggest wins in the program's history before a crowd of 23,000 at Nebraska Stadium. As 40-point underdogs, the 27-member team won in Lincoln's 95-degree heat and 26 mile-per-hour winds. Of the 11 starters, seven played the entire 60 minutes, including star back Skippy Dyer, who broke up a Cornhusker pass on UH's 10-yard line with less than two minutes to play.

Despite a 34-0 shutout loss to San José State the next week, the Rainbows went on to finish with a 7-4 record and followed that season with a respectable 7-3 mark in 1956.

But only six years after that infamous victory over Nebraska and three consecutive losing seasons, the UH Board of Athletic Control, made up of faculty, students and alumni members, voted to abolish the football program in 1961 due to lack of finances.

ROCKY ROAD

Football returned to intercollegiate competition in 1962 behind the urging of new athletics director Young Suk Ko. The program went through five coaches in the decade, including former player Jim Asato and offensive guru Clark Shaughnessy, who led Stanford to a Rose Bowl victory.

6-0!

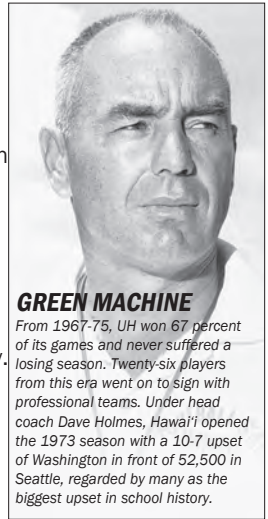
A year after suffering a 50-0 blowout loss to Nebraska in Honolulu, the "Roaring Rainbows" upset the Cornhuskers, 6-0, in Lincoln, Sept. 17, 1955. Hartwell Freitas (with ball) scored the game's only touchdown in the fourth quarter.

After Shaughnessy's one-year "consultant" term concluded, the program went through turmoil with the firing of Ko and surprise hiring of Phil Sarboe as head coach. Sarboe coached for one year before bolting for northern California following the 1966 season, UH's first all-collegiate schedule. Sarboe's top assistant, Don King, took over for one year but quit after a 6-4 season amid tension with athletics director Bob Martin.

THE MODERN ERA

The arrival of head coach Dave Holmes in 1968 was the beginning of the most successful years in school history. In six years as coach, Holmes guided his teams to a 46-17-1 record, including a pair of nine-win seasons. Holmes still ranks as the all-time leader at UH in winning percentage (.718).

In 1973, Hawai'i recorded its biggest upset in school history with a 10-7 road victory over the Pacific-8 Conference's Washington Huskies, who were favored by as many as 50 points. Harold Stringert intercepted three passes and lineman Levi Stanley had 11 tackles in the victory. The Rainbows won its first eight games that season and was ranked as high as No. 5 in the weekly Division II poll.



GREEN MACHINE

From 1967-75, UH won 67 percent of its games and never suffered a losing season. Twenty-six players from this era went on to sign with professional teams. Under head coach Dave Holmes, Hawai'i opened the 1973 season with a 10-7 upset of Washington in front of 52,500 in Seattle, regarded by many as the biggest upset in school history.

HISTORY OF HAWAI'I FOOTBALL

But following that season, Holmes resigned due to team turmoil. Larry Price, a former player who served as an assistant to the four previous coaches, was named head coach and served at that capacity for the next three years.

During Price's tenure, UH became an NCAA Division I member, changed its nickname to the Rainbow Warriors, introduced the "Hula-T" formation, and on Sept. 13, 1975, christened the newly-built 50,000-seat Aloha Stadium against Texas A&I. Hawai'i lost its stadium debut, 43-9, before 32,247 fans.

NATIONAL EXPOSURE

Dick Tomey, a UCLA assistant who was hired to replace Price, put UH on the national football map. Tomey headed the program from 1977-87. During his tenure, he guided Hawai'i into the Western Athletic Conference in his third year and drastically upgraded the schedule by playing the likes of Nebraska, Oklahoma, USC, Iowa and Michigan.

In the 1977 season-finale, UH hosted nationally ranked USC, a team which featured Heisman Trophy winner Charles White. A record crowd of 48,767 at Aloha Stadium watched as the Rainbow Warriors nearly pulled off the upset against John Robinson's Trojans before falling 21-5.

During the third week of the 1984 season, the Rainbow Warriors faced Brigham Young. With just five minutes remaining, UH let a 13-12 lead slip away as the Cougars scored a late touchdown for the victory and later went on to win the national championship that season.

Following the 1986 season, defensive end Al Noga became the first UH player to be named a first team All-American by the Associated Press and was tabbed as the school's first Heisman Trophy candidate.

TRIPLE THREAT

After Tomey left UH for Arizona of the Pac-10, assistant coach Bob Wagner took over the program and introduced the spread offense or "Triple Option" to Hawai'i. During his tenure, the offense, which featured two slotbacks and one fullback, frequently placed UH among the top rushing teams in the country.

In the 1988 season-opener, ninth-ranked Iowa came to the islands and the Rainbow Warriors shocked the Hawkeyes, 27-24, behind running back Heikoti Fakava's three touchdowns. It was also a coming-out party for freshman kicker Jason Elam, who booted two critical field goals in the fourth quarter.

After just two seasons, Wagner was named WAC Coach of the Year and led the Rainbow Warriors to their first major bowl game – the Jeep Eagle Aloha Bowl. UH fell to Michigan State, 33-13, but following the season, Wagner became the first UH coach to head an all-star team in the Hula Bowl.

In 1992, behind quarterback Michael Carter, Hawai'i won a share of the WAC championship and posted its first bowl game victory, a 27-17 defeat of Illinois in the Thrifty Car Rental Holiday Bowl. UH finished the season ranked No. 20 and months later, three-time All-American kicker Elam was drafted by the Denver Broncos in the third round.

During Wagner's nine seasons as head coach, Hawai'i defeated nationally ranked rival Brigham Young three times, including a 1990 victory on the day quarterback Ty Detmer won the Heisman Trophy. In addition, Carter was one of a handful of quarterbacks in NCAA Division I history to rush and pass for 1,000 yards in the same season.

HOUSE OF ALOHA

Aloha Stadium became the new home of UH football in 1975. Hawai'i fans have flocked to the 50,000-seat facility for the past 44 years.



HISTORY OF HAWAI'I FOOTBALL

B-Y-WHO?

UH ended a 10-game losing streak to nationally ranked rival Brigham Young with an emphatic 56-14 victory on Oct. 28, 1989. The following year, the Rainbow Warriors routed the Cougars again, 59-28, on Dec. 1, the day BYU quarterback Ty Detmer won the Heisman Trophy. In the two games, UH quarterback Garrett Gabriel (right) completed 63-percent of his passes for 799 yards and seven touchdowns.



THE LONGEST YARD

Wagner was fired following consecutive losing seasons and was replaced by Fred vonAppen in 1996. A former assistant coach with the NFL's San Francisco 49ers, vonAppen coached three disappointing seasons in which the Rainbow Warriors posted a 5-31 record.

UH lost 10 games in vonAppen's inaugural season and in 1998, Hawai'i suffered through a winless 0-12 campaign, a first in the program's rich history. Following that season, he was replaced by alumnus June Jones, who brought with him the explosive run-and-shoot offense.

Under Jones, UH dropped the "Rainbows" from its nickname and were simply known as the "Warriors" while introducing the new "H" logo that replaced the iconic rainbow logo. The Warriors began using the new nickname and featured the green "H" helmet at the start of the 2000 season.

RUNNIN'-N-SHOOTIN'

It only took one season under Jones' tutelage for the Hawai'i football program to return to championship form. Jones, whose run-and-shoot offense he perfected in the NFL, posted a 9-4 record in 1999, the best by a first-year head coach at UH.

Jones and the Warriors made history by recording the NCAA's best turnaround season (from 0-12 to 9-4). UH finished the season as WAC co-champions and defeated Oregon State, 23-17, in the Jeep O'ahu Bowl.

In 2001, the Warriors capped off a stellar season by handing Brigham Young a 72-45 romp on national television. Despite a 9-3 record, Hawai'i was snubbed for a bowl game. That snub became the impetus for the creation of the Hawai'i Bowl.

Later that year, wide receiver Ashley Lelie became the school's first-ever NFL first-round draft pick, being selected as the 19th overall selection by the Denver Broncos.

Over the next three seasons, Jones led the Warriors to bowl appearances. After a 10-win season, UH was invited to the inaugural ConAgra Foods Hawai'i Bowl, where they lost to Tulane of Conference USA, 36-28. The next season, Jones and the Warriors met Houston in the Sheraton Hawai'i Bowl, a game which UH pulled out, 54-48, in triple-overtime and followed that with a 59-40 rout of UAB in the 2004 Sheraton Hawai'i Bowl.

Also in 2004, quarterback Timmy Chang became the NCAA's all-time passing leader and finished his career with 17,072 passing yards. In 2006, Chang's successor, Colt Brennan, won the Sammy Baugh Trophy as the nation's top quarterback. Brennan led the nation in seven statistical categories in one of the nation's most prolific passing seasons ever. Brennan and the Warriors garnered their first Top 25 ranking in 13 years and a 41-24 Sheraton Hawai'i Bowl win over Arizona State of the Pac-10.

BYE, BYE TY

Warrior quarterback Timmy Chang (right) broke the NCAA career passing-yards record on Nov. 6, 2004, against Louisiana Tech at Aloha Stadium. The Saint Louis School product ended his career with 17,072 yards, surpassing the previous record of 15,031 yards set in 1991 by Ty Detmer of Brigham Young.



HISTORY OF HAWAI'I FOOTBALL

THE PERFECT SEASON

The next season, Brennan led UH to an undefeated 12-0 regular season and captured the program's first outright WAC championship with an emphatic win over Boise State. During their stretch run, the Warriors captivated the entire state as fans flocked Aloha Stadium with capacity crowds for the team's final three home games.

After a come-from-behind win over Washington in the season-finale that capped UH's perfect regular season, the Warriors were invited to the Allstate Sugar Bowl, the program's first-ever BCS bowl appearance. In front of a network audience on FOX, UH fell to third-ranked Georgia, 41-10.

Brennan was invited to New York City as the school's first Heisman Trophy finalist and finished third in the final voting. At the end of his three-year career, Brennan tied or broke 31 NCAA records and was drafted in the sixth round by the Washington Redskins.

FALL FROM GRACE

Following that record-breaking season, Jones left UH for SMU, which led to the dismissal of the school's athletics director and an exodus of players, including two of the team's top returning receivers, both of whom declared for the NFL Draft.

However, just weeks after Jones' departure, defensive coordinator Greg McMackin was named head coach and assembled a staff which included former record-setting quarterback Nick Rolovich as offensive coordinator.

In four seasons, McMackin guided the Warriors to two Sheraton Hawai'i Bowl appearances, including 10 wins and a share of the WAC Championship in 2010. After a turbulent 2011 season, in which the Warriors were predicted

to win the WAC but finished with a 6-7 record, McMackin retired and was replaced by Honolulu-native and longtime assistant coach Norm Chow.

CHOW TIME

Chow became the first Asian-American head coach of a major college football team after being hired at UH. He brought with him a resume that included being on the coaching staff of three national championship teams and coaching three Heisman Trophy-winning quarterbacks and six NFL first-round draft picks.

The 2012 season also marked UH's entrance into the Mountain West Conference, ending a 33-year affiliation with the WAC. UH concluded its first season under Chow with a 3-9 mark, including a 1-7 record in the MWC.

In 2013, UH reintroduced the nickname "Rainbow Warriors," in an effort to standardize the school's nickname for its men's sports.

After compiling a 10-36 record, in three-plus seasons, Chow was fired with four games remaining in the 2015 season.

PRIDE ROCK

Nick Rolovich took over in December 2015 and brought a new attitude. The former Warrior quarterback re-established "Pride Rock" ending a seven-year drought in winning seasons and guiding UH to three bowl games in four seasons. In his final two seasons as head coach, Rolovich re-installed the vaunted Run-N-Shoot offense. The result: 18 combined wins, including a 10-win 2019 campaign that saw the Warriors play in the Mountain West title game for the first time in program history. In January 2020, Rolovich departed for Washington State and the Warriors officially started a new era with the hiring of former Arizona State head coach Todd Graham.

IN COLT WE TRUST

Colt Brennan (right) finished his career as arguably one of college football's best quarterbacks of all time. A 2007 Heisman Trophy finalist, Brennan passed for 131 career touchdowns, breaking Ty Detmer's NCAA record of 121. In all, he broke or tied 31 NCAA records and led the Warriors to two bowl games, including a perfect 12-0 regular season in 2007.



BOWL GAME HISTORY

Date	Bowl	Opponent	Result	Location	Attendance
Dec. 25, 1989	Jeep Eagle Aloha	Michigan State	L, 13-33	Honolulu	50,000
<i>First appearance in an NCAA-sanctioned postseason bowl game.</i>					
Dec. 30, 1992	Thrifty Car Holiday	Illinois	W, 27-17	San Diego	44,457
<i>First appearance in a U.S. mainland bowl game...win catapults UH in the final polls for first time.</i>					
Dec. 25, 1999	Jeep O'ahu	Oregon State	W, 23-17	Honolulu	40,974
<i>Win caps an NCAA-record turnaround season as UH finishes 9-4 following an 0-12 campaign in 1998.</i>					
Dec. 25, 2002	ConAgra Hawai'i	Tulane	L, 28-36	Honolulu	35,513
<i>UH falls in the inaugural Hawai'i Bowl as the Warriors surrender eight sacks.</i>					
Dec. 25, 2003	Sheraton Hawai'i	Houston	W, 54-48 (30T)	Honolulu	29,005
<i>Longest overtime game in school history as UH outlasts Cougars in three overtimes.</i>					
Dec. 24, 2004	Sheraton Hawai'i	UAB	W, 59-40	Honolulu	38,754
<i>UH scores its most-ever points in a bowl game, led by Timmy Chang who surpasses 17,000 career passing yards.</i>					
Dec. 24, 2006	Sheraton Hawai'i	Arizona State	W, 41-24	Honolulu	43,435
<i>Jason Rivers sets NCAA bowl-game record with 307 receiving yards...Colt Brennan sets UH mark with 559 yards passing.</i>					
Jan. 1, 2008	Allstate Sugar	Georgia	L, 10-41	New Orleans	74,383
<i>First-ever BCS bowl appearance as UH entered with a 12-0 record...first mainland bowl in 15 years.</i>					
Dec. 24, 2008	Sheraton Hawai'i	Notre Dame	L, 21-49	Honolulu	45,718
<i>Sixth bowl appearance in seven years...loss ends a streak of three straight Hawai'i Bowl wins.</i>					
Dec. 24, 2010	Sheraton Hawai'i	Tulsa	L, 35-62	Honolulu	43,673
<i>UH suffers third straight bowl loss while giving up a bowl-record 62 points...UH still finishes with a 10-win season.</i>					
Dec. 24, 2016	Hawai'i	Middle Tennessee	W, 52-35	Honolulu	23,175
<i>UH ends five-year bowl drought and wins first bowl in 10 years...UH sets new bowl record with 35 first-half points.</i>					
Dec. 22, 2018	SoFi Hawai'i	Louisiana Tech	L, 14-31	Honolulu	30,911
<i>Second bowl game in three years for UH...UH loses but still finishes with 5-win improvement from 2017.</i>					
Dec. 24, 2019	SoFi Hawai'i	Brigham Young	W, 38-34	Honolulu	21,582
<i>First post-season meeting of former WAC rivals...UH wins behind Cole McDonald's 493 yards passing and 5 total TDs.</i>					

Bowl Appearances: 13

All-Time Record: 7-6

In Hawai'i: 6-5

On Mainland: 1-1



In its early years, UH participated in several New Year's Day bowl games as a way to play major mainland college teams. From 1934-35, UH competed in the New Year's Classic, later renamed the Poi Bowl in 1936 and Pineapple Bowl in 1940. The games were played at old Honolulu Stadium either on New Year's Day or Jan. 2. UH posted a 5-9 all-time record in those games, including upsets of California (14-0) in 1935 and Utah (19-16) in 1947. Due to World War II, the Pineapple Bowl was suspended from 1942-46. The bowl returned in 1947 and lasted until 1952.

COLLEGE DIVISION BOWL HISTORY

NEW YEAR'S CLASSIC

Date	Opponent	Result
Jan. 1, 1934	Santa Clara	L, 7-26
Jan. 1, 1935	California	W, 14-0

POI BOWL

Date	Opponent	Result
Jan. 1, 1936	Southern California	L, 6-38
Jan. 2, 1937	Honolulu All-Stars	W, 18-12
Jan. 1, 1938	Washington	L, 13-53
Jan. 2, 1939	Cal State Los Angeles	L, 7-32

PINEAPPLE BOWL

Date	Opponent	Result
Jan. 1, 1940	Oregon State	L, 6-39
Jan. 1, 1941	Fresno State	L, 0-3
Jan. 1, 1947	Utah	W, 19-16
Jan. 1, 1948	Redlands	W, 33-32
Jan. 1, 1949	Oregon State	L, 27-47
Jan. 2, 1950	Stanford	L, 20-74
Jan. 1, 1951	Denver	W, 28-27
Jan. 1, 1952	San Diego State	L, 13-34


BOWL GAME APPEARANCES

1989 JEEP EAGLE ALOHA BOWL

MICHIGAN STATE	33
HAWAI'I	13

December 25, 1989

Aloha Stadium (50,000) ▶ Honolulu, HI



HONOLULU - Playing on its home field of Aloha Stadium, the University of Hawai'i football team was the visitor in the Jeep Eagle Aloha Bowl VIII. The Rainbows wore their white road uniforms for the first time at home in a 33-13 loss to Michigan State.

It was Hawai'i's first appearance in an NCAA-sanctioned postseason bowl game and if stage fright had anything to do with it, it may explain why the Rainbows were guilty of

eight turnovers. Within the first 15 minutes of the game, the Rainbows had already committed four turnovers, one of which led to Blake Ezor's three-yard TD run for MSU.

The fourth turnover, a pass interception near the end of the opening quarter, resulted in Ezor taking it over from the 2 on the first play of the second quarter. This capped a 48-yard, seven-play drive with Ezor carrying five times. Moments later, an interception of a Gabriel pass by Carlos Jenkins led to a 30-yard field goal by John Langeloh. Langeloh added another field goal late in the half after a UH fumble, giving the Spartans a 19-0 lead at intermission.

Hawai'i tried to make a game of it in the second half with Gabriel hitting Chris Roscoe for an 11-yard touchdown to cut the lead to 19-6. But the Spartans then picked off their fourth interception of the game and drove 57 yards with Hyland Hickson gaining the final yard.

On the following series, Gabriel hit Dane McArthur with a 23-yard scoring toss only to see the Spartans come right back with a 48-yard drive and Ezor scoring his third touchdown of the game.

Ezor finished the game with three touchdowns, tying an Eagle Aloha Bowl record. He carried the ball 41 times for 179 yards, both new marks, and was selected by the media as the MVP for Michigan State.

SCORING SUMMARY

1st	03:59	MSU	B. Ezor 3-yd run (kick blocked)
2nd	14:53	MSU	B. Ezor 2-yd run (J. Langeloh kick)
	07:15	MSU	J. Langeloh 30-yd field goal
	01:02	MSU	J. Langeloh 34-yd field goal
3rd	09:45	UH	Roscoe 11-yd pass from G. Gabriel (kick blocked)
4th	10:13	MSU	H. Hickson 1-yd run (J. Langeloh kick)
	08:07	UH	McArthur 23-yd pass from Gabriel (Z. Khan kick)
	05:36	MSU	B. Ezor 26-yd run (J. Langeloh kick)

TEAM STATISTICS

	MSU	HAWAI'I
FIRST DOWNS	21	19
RUSHES-YARDS (NET)	225	82
PASSING YDS (NET)	116	198
Passes Att-Comp-Int	12-7-1	33-20-4
TOTAL OFFENSE PLAYS-YARDS	73-341	61-280

RUSHING: MSU-Ezor 41-179; Hawkins 1-31; Duckett 4-18. Hawai'i-McArthur 2-34; Ahuna 3-21; Farmer 8-18.

PASSING: MSU-Enos 7-12-2-116. Hawai'i-Gabriel 19-31-3-197; Niunatalolo 1-2-1-1.

RECEIVING: MSU-Bradley 4-85; Hickson 1-13; Young 1-11. Hawai'i-Roscoe 6-71.

1992 THRIFTY CAR RENTAL HOLIDAY BOWL

HAWAI'I	27
ILLINOIS	17

December 30, 1992

Jack Murphy Stadium (44,457) ▶ San Diego, CA



SAN DIEGO, Calif. - Hawai'i made its first appearance in a U.S. mainland bowl game a successful one, defeating Illinois, 27-17, at Jack Murphy Stadium in San Diego, Calif.

After spotting the Illini the lead twice, 7-0 and 10-7, Hawai'i put together 20 second-half points to complete its most successful season ever with an 11-2 mark. When the final polls came out several days later, the Rainbows were ranked 20th in the nation, the

first time Hawai'i was listed in the final ratings.

With Illinois holding a 7-0 lead at the end of the first quarter, Travis Sims capped a 64-yard drive by going over from the 6-yard line to tie the score. Illinois responded on the next drive and Chris Richardson kicked a 19-yard field goal to make the score 10-7 at halftime.

The Rainbows went back to basics in the second half, sticking to their triple-option run by quarterback Michael Carter, scoring 20 unanswered points. UH took the kickoff and marched 80 yards in 13 plays with Sims going up the middle from the 1-yard-line to put Hawai'i ahead for good. After forcing the Illini to punt on the next series, Hawai'i marched 62 yards in 16 plays with Jason Elam kicking a 45-yard field goal to make it 17-10.

On its next possession, Illinois turned the ball over on its own 21-yard line. UH parlayed the turnover into a 37-yard Elam field goal to put Hawai'i up, 20-10.

UH's Zac Odom intercepted a Jason Verduzco pass and six plays later, Carter hit Darrick Branch for a 53-yard touchdown pass for a 27-10 UH lead. After the Illini scored with 4:42 remaining, Carter and UH ran out the clock. Carter was selected the Outstanding Offensive Player of the Game with 105 yards rushing and 115 yards passing. Junior Tagoi was voted the game's Outstanding Defensive Player.

SCORING SUMMARY

1st	02:32	ILL	Wright 14-yd pass from Verduzco (Richardson kick)
2nd	08:09	UH	T. Sims 6-yd run (J. Elam kick)
	01:12	ILL	Richardson 19-yd field goal
3rd	09:29	UH	T. Sims 1-yd run (J. Elam kick)
	01:04	UH	J. Elam 45-yd field goal
4th	11:19	UH	J. Elam 37-yd field goal
	07:11	UH	D. Branch 53-yd pass from M. Carter (J. Elam kick)
	04:42	ILL	Wright 18-yd pass from Verduzco (Richardson kick)

TEAM STATISTICS

	HAWAI'I	ILLINOIS
FIRST DOWNS	23	23
RUSHES-YARDS (NET)	59-287	32-108
PASSING YDS (NET)	115	239
Passes Att-Comp-Int	17-6-2	34-26-1
TOTAL OFFENSE PLAYS-YARDS	65-402	58-356

RUSHING: Hawai'i-T. Sims 29-113; M. Carter 21-105; B. Gordon 4-25. Illinois-Boyer 11-39; Feagin 7-31; Verduzco 10-30.

PASSING: Hawai'i-M. Carter 16-6-2-115; I. Jasper 1-0-0-0. Illinois-Verduzco 34-26-1-248.

RECEIVING: Hawai'i-B. Gordon 2-23; D. Branch 1-53; E. Kealoha 1-14; C. Hirota 1-14. Illinois-Wright 7-82; Strong 5-55; Feagin 4-15; Klein 3-59.


BOWL GAME APPEARANCES

1999 JEEP O'AHU BOWL

HAWAI'I	23
OREGON STATE	17

December 25, 1999

Aloha Stadium (40,974) ▶ Honolulu, HI



HONOLULU - It was a fairy-tale ending for a fairy-tale season. Hawai'i capped its worst-to-first season with a 23-17 Christmas Day win over Oregon State in the Jeep O'ahu Bowl before a crowd of 40,974 at Aloha Stadium.

The Warriors, a year removed from a winless season, notched their ninth win against four losses.

Senior quarterback Dan Robinson connected with Channon Harris for two scoring

strikes and the Warrior defense recorded six sacks to help lead the school to a victory in its first bowl game in seven years.

Things did not start well for UH. OSU running back Ken Simonton busted loose in the first half, gaining 58 yards and rushing for a touchdown, while the Warrior offense struggled.

The Warriors got their first break early in the second quarter when lineman Tony Tuioti recovered a fumble deep in Beaver territory. UH turned that into a 26-yard field goal by Eric Hannum.

Moments later, UH took a 10-7 lead when Harris finished an 80-yard drive with a 9-yard touchdown catch. OSU also failed to capitalize on numerous first-half scoring opportunities as Ryan Cesca missed field-goal attempts of 42 and 31 yards, while UH's Sean Butts blocked a third attempt.

Hawai'i took the lead for good when Robinson found a wide-open Harris for a 30-yard touchdown in the third quarter. A 23-yard field goal by Hannum four minutes later gave UH a 20-10 lead. UH sealed the game in the fourth quarter with its defense and the tough performance of O'ahu Bowl MVP Avion Weaver. The junior running back finished the game with 150 total yards of offense, including 85 on the ground.

The Beavers (7-5) outgained the Warriors, 438-349, including 159 yards rushing by Simonton. However, the UH defense held the OSU offense scoreless for nearly the entire second half. A 13-yard run by Simonton cut the lead to 23-17 with 1:31 left, but the Beavers were unable to recover the ensuing inside kick.

SCORING SUMMARY

1st	08:08	OSU	K. Simonton 1-yd run (R. Cesca kick)
2nd	12:40	UH	E. Hannum 26-yd field goal
	06:05	UH	C. Harris 9-yd pass from D. Robinson (Hannum kick)
	00:00	OSU	R. Cesca 37-yd field goal
3rd	06:30	UH	C. Harris 30-yd pass from D. Robinson (Hannum kick)
	02:10	UH	E. Hannum 22-yd field goal
4th	02:58	UH	E. Hannum 35-yd field goal
	01:27	OSU	K. Simonton 13-yd run (R. Cesca kick)

TEAM STATISTICS

	HAWAI'I	OSU
FIRST DOWNS	21	24
RUSHES-YARDS (NET)	24-83	35-169
PASSING YDS (NET)	266	269
Passes Att-Comp-Int	40-23-1	40-19-0
TOTAL OFFENSE PLAYS-YARDS	64-349	75-438

RUSHING: Hawai'i-A. Weaver 18-84; A. Thompson 1-3; C. Stutzmann 2-2; D. Robinson 3-minus 6. OSU-K. Simonton 18-157; A. Battle 6-19; J. Smith 11-minus 7.

PASSING: Hawai'i-D. Robinson 40-23-1-266. OSU-J. Smith 40-19-0-269.

RECEIVING: Hawai'i-C. Harris 5-81; A. Weaver 5-65; C. Stutzmann 4-50; A. Lelie 4-43; D. Carter 4-29; A. Brooks 1-minus 2. OSU-I.


Percoats 5-67; R. Prescott 4-61; K. Simonton 3-25; Houshmandzadeh 2-53; S. Kintner 2-27; M. Maurer 1-16; M. Jones 1-14; R. Thompkins 1-6.

2002 CONAGRA FOODS HAWAI'I BOWL

TULANE	36
HAWAI'I	28

December 25, 2002

Aloha Stadium (35,513) ▶ Honolulu, HI



HONOLULU - Tulane rode its Green Wave into Honolulu with a 36-28 victory in the ConAgra Foods Hawai'i Bowl at Aloha Stadium.

Tulane (8-5) gained 429 total yards and sacked Warrior quarterbacks eight times to win the program's fourth bowl game. But it was the Tulane special teams that sparked a 30-point second half to overcome a 14-6 halftime deficit.

The Warriors took an early 14-0 lead with touchdown runs

by Thero Mitchell and Josh Galeai. The Green Wave settled for two field goals, 22 and 37 yards respectively, by Seth Marler to get on the board before the end of the first half.

In the second half, Tulane used big returns by Lynaris Elpheage, who cut the lead to two with a 60-yard punt return for touchdown and a 56-yard punt return to set up the go-ahead score.

Tulane added to the lead after Warrior quarterback Shawn Witherly fumbled in UH territory. One play later, Melwede Moore rumbled 25 yards for a touchdown and Tulane had a 26-14 lead.

Hawai'i got the ball back just before the end of the third quarter after blocking a field-goal attempt and turned it into a touchdown. Witherly, facing fourth-and-one, tossed a 57-yard strike to Justin Colbert, who turned and dashed untouched to bring the Warriors within five, 26-21.

Tulane answered with a 10-play, 80-yard drive that took 4:32 off the fourth-quarter clock. Witherly-Alen hit Colbert on a crossing pattern for a 31-yard score to put the Warriors within reach, but a safety by the Green Wave ended all hopes.

Colbert caught nine passes for 158 yards and two touchdowns in his last game as a Warrior. Witherly-Alen completed 18-of-31 passes for 239 yards and two touchdowns.

SCORING SUMMARY

1st	10:34	UH	T. Mitchell 1-yd run (J. Ayat kick)
2nd	08:35	UH	J. Galeai 2-yd run (J. Ayat kick)
	05:01	TUL	S. Marler 22-yd field goal
	02:28	TUL	S. Marler 37-yd field goal
3rd	10:44	TUL	L. Elpheage 60-yd punt return (pass failed)
	06:17	TUL	J.P. Losman 1-yd run (J.P. Losman rush)
	02:16	TUL	M. Moore 25-yd run (J.P. Losman pass failed)
4th	13:26	UH	Colbert 57-yd pass from S. Witherly-Alen (J. Ayat kick)
	08:54	TUL	J.P. Losman 3-yd run (D. Davis pass)
	05:12	UH	Colbert 31-yd pass from Witherly-Alen (J. Ayat kick)

TEAM STATISTICS

	HAWAI'I	TULANE
FIRST DOWNS	23	25
RUSHES-YARDS (NET)	22-66	44-144
PASSING YDS (NET)	363	240
Passes Att-Comp-Int	52-32-1	39-20-0
TOTAL OFFENSE PLAYS-YARDS	74-429	83-384

RUSHING: Hawai'i-T. Mitchell 5-38; S. Witherly-Alen 9-21; J. West 2-9; J. Galeai 1-2; C. Owens 1-0; T. Chang 4-minus 4. Tulane-M. Moore 30-116; J.P. Losman 12-21; D. José ph 1-6; K. Coleman 1-1.

PASSING: Hawai'i-S. Witherly-Alen 18-31-1-239; T. Chang 14-21-0-124. Tulane-J.P. Losman 20-39-0-240.

RECEIVING: Hawai'i-J. Colbert 9-158; J. Cockheran 9-87; N. Ilaoa 4-34; C. Owens 3-12; B. Komine 2-36; C. Herbert 2-20; J. West 1-14; K. Jackson 1-4; T. Mitchell 1-minus 2. Tulane-M. Moore 6-80; N. Narcisse 5-64; C. Bush 3-43; C. Davis 2-28; B. Hoover 1-20; D. Davis 1-6; T. Smith 1-0; L. Elpheage 1-minus 1.

BOWL GAME APPEARANCES

2003 SHERATON HAWAI'I BOWL

**HOUSTON
HAWAI'I**

**48
54**

December 25, 2003

Aloha Stadium (29,005) ▶ Honolulu, HI



HONOLULU - An all-world performance by quarterback Timmy Chang and a defense that came up with timely big plays and three overtimes amounted to a 54-48 Hawai'i win over Houston in the Sheraton Hawai'i Bowl.

Chang came off the bench to throw for 475 yards and five touchdowns on 26-of-42 passing, and Kelvin Millhouse Jr. snagged two interceptions, one that led to the go-ahead touchdown, to help Hawai'i win its second bowl game in three

trials under head coach June Jones.

Chang completed passes to eight different receivers, including Jeremiah Cockheran, who finished with five catches for a game-high 162 yards, and true freshman Jason Rivers, who had a career night with seven catches for 143 yards and three TDs.

Quarterback Kevin Kolb, who finished 19-of-34 for 332 yards and two TDs, led the Cougars to a quick 10-0 lead. UH answered back with 10 straight points.

Houston took a 20-13 lead at the break, but the Warrior defense and Chang responded. The defense forced two punts and two interceptions, while Chang connected on 8-of-12 for 191 yards and two scores to take the lead, 27-20, at the end of the third.

Houston scored 14 points in the fourth, including the tying TD with 22 seconds left in regulation. The teams matched touchdowns in two overtimes and Michael Brewster scored the game-winner on an 8-yard run to leave it up to the Warrior defense, which held Houston to four-and-out on the final stand.

SCORING SUMMARY

1st	11:53	HOU	C. McCullar 34-yd pass from K. Kolb (D. Bell kick)
	09:05	HOU	D. Bell 21-yd field goal
	05:48	UH	N. Miranda 19-yd field goal
2nd	14:28	UH	Herbert 48-yd pass from T. Chang (N. Miranda kick)
	11:16	HOU	J. Battle 2-yd run (D. Bell kick)
	04:42	HOU	D. Bell 35-yd field goal
	01:53	UH	N. Miranda 29-yd field goal
3rd	13:23	UH	M. Brewster 1-yd run
	04:35	UH	Rivers 7-yd pass from Chang, T. (N. Miranda kick)
4th	14:18	HOU	Battle 2-yd run (D. Bell kick)
	09:51	UH	Rivers 4-yd pass from T. Chang (N. Miranda kick)
	00:22	HOU	V. Marshall 81-yd pass from K. Kolb (D. Bell kick)
1OT	15:00	UH	Komine 11-yd pass from Chang (N. Miranda kick)
	15:00	HOU	A. Evans 6-yd run (D. Bell kick)
2OT	15:00	HOU	J. Battle 4-yd run (D. Bell kick)
	15:00	UH	Rivers 18-yd pass from Chang (N. Miranda kick)
3OT	15:00	UH	M. Brewster 8-yd run (T. Chang pass failed)

TEAM STATISTICS

	HOUSTON	HAWAI'I
FIRST DOWNS	21	26
RUSHES-YARDS (NET)	54-185	38-114
PASSING YDS (NET)	332	527
Passes Att-Comp-Int	34-19-2	47-29-1
TOTAL OFFENSE PLAYS-YARDS	88-517	85-641

RUSHING: Houston-J. Battle 19-124; A. Evans 22-66; M. Schirmer 2-8; K. Kolb 8-7; V. Marshall 2-minus 9. Hawai'i-M. Brewster 14-79; J. West 6-33; M. Bass 6-27; J. Whieldon 5-12; T. Chang 6-minus 36.

PASSING: Houston-K. Kolb 19-34-2-332. Hawai'i-T. Chang 26-42-1-475; J. Whieldon 3-5-0-52.

RECEIVING: Houston-V. Marshall 7-157; C. McCullar 5-103; B. Middleton 3-25; J. Pritchett 2-31; K. Kolb 1-8; M. Hopkins 1-8. Hawai'i-J. Rivers 7-143; B. Komine 7-73; J. Cockheran 5-162; M. Brewster 3-40; G. Welch 3-31; S. Poumele 2-27; C. Herbert 1-48; M. Bass 1-3.

2004 SHERATON HAWAI'I BOWL

**UAB
HAWAI'I**

**40
59**

December 24, 2004

Aloha Stadium (38,754) ▶ Honolulu, HI



HONOLULU - Hawai'i outscored UAB, 31-14, in the second half to win the Sheraton Hawai'i Bowl, 59-40.

Quarterback Timmy Chang threw for 405 yards and four touchdowns, and rushed for another, while slot receiver Chad Owens caught eight passes for 114 yards and two touchdowns, and scored another on a 59-yard punt return, to put an exclamation point on both storied careers. The two were named the game's co-MVPs.

The teams traded scoring and UAB's Nick Hayes added a 36-yard field goal to make it 28-26 at halftime.

The Warriors took control in the second half. Chang threw a 15-yard strike to Owens to put Hawai'i ahead, 35-26. The pass put Chang over the 17,000-yard mark as college football's career passing leader. Four minutes later, Owens returned a punt for a 59-yard score down the near sideline to put the Warriors up, 42-26.

Justin Ayat added a 43-yard field goal, but quarterback Darrell Hackney managed an 80-yard drive and scored on a 4-yard touchdown rush to bring the score to 45-33, heading into the fourth quarter.

Chang helped put the game out of reach, putting together a 15-play, 85-yard drive, capped by a 4-yard touchdown scramble with 9:05 left to play. Hackney hit Lance Rhodes for a 17-yard touchdown to cut the Warrior lead to 12 with 2:05 left in the game, but Britton Komine returned the onside kick 42 yards to the house to end all hopes for the Blazers.

SCORING SUMMARY

1st	11:06	UAB	R. White 51-yd pass from D. Hackney (kick blked)
	10:45	UH	J. Rivers 74-yd pass from T. Chang (J. Ayat kick)
	08:19	UAB	D. Burks 4-yd run (N. Hayes kick)
	05:32	UH	W. Keliikipi 4-yd run (J. Ayat kick)
	03:57	UH	G. Welch 29-yd pass from T. Chang (J. Ayat kick)
2nd	13:43	UAB	N. Hayes 22-yd field goal
	09:14	UH	C. Owens 13-yd pass from T. Chang (J. Ayat kick)
	06:03	UAB	N. Drinkard 10-yd run (Hayes kick)
	00:03	UAB	N. Hayes 36-yd field goal
3rd	11:47	UH	C. Owens 15-yd pass from T. Chang (J. Ayat kick)
	07:44	UH	C. Owens 59-yd punt return (J. Ayat kick)
	03:41	UH	J. Ayat 43-yd field goal
	00:21	UAB	D. Hackney 4-yd run (Hayes kick)
4th	09:40	UH	T. Chang 4-yd run (J. Ayat kick)
	02:06	UAB	L. Rhodes 17-yd pass from D. Hackney (Hayes kick)
	01:55	UH	B. Komine 42-yd kickoff return (J. Ayat kick)

TEAM STATISTICS

	HAWAI'I	UAB
FIRST DOWNS	23	31
RUSHES-YARDS (NET)	16-84	36-173
PASSING YDS (NET)	405	417
Passes Att-Comp-Int	47-31-0	54-31-1
TOTAL OFFENSE PLAYS-YARDS	63-489	50-590

RUSHING: Hawai'i-M. Brewster 7-60; W. Keliikipi 6-27; T. Chang 3-minus 3. UAB-D. Burks 14-55; C. White 8-53; N. Drinkard 5-36; M. Elliott 4-26; D. Hackney 5-3.

PASSING: Hawai'i-T. Chang 31-46-0-405; J. Rhode 0-1-0-0. UAB-D. Hackney 31-54-1-417.

RECEIVING: Hawai'i-J. Rivers 11-148; C. Owens 8-114; G. Welch 6-85; B. Komine 4-44; W. Keliikipi 2-14. UAB-R. White 6-113; B. Chavez 5-81; N. Drinkard 5-58; L. Rhodes 4-64; C. Duncan 3-28; D. Burks 3-20; R. Lindsey 3-19; C. White 2-34.

BOWL GAME APPEARANCES

2006 SHERATON HAWAII BOWL

HAWAII	41
ARIZONA STATE	24

December 24, 2006

Aloha Stadium (43,435) ▶ Honolulu, HI



HONOLULU – The largest crowd in Sheraton Hawaii Bowl history (43,435) saw Hawaii score 38 second-half points to defeat Arizona State, 41-24, Dec. 24 at Aloha Stadium.

Warrior quarterback Colt Brennan threw for a school-record 559 yards (33 of 42) and five touchdowns, giving him 58 touchdown passes on the season, a new NCAA record. Jason Rivers tied the school record with 14 catches for a school- and NCAA bowl game-record

308 yards and two touchdowns. Both were named Sheraton Hawaii Bowl co-Most Valuable Players, along with Arizona State's Ryan Torain who finished the game with 18 carries for 160 yards and one touchdown.

For the first time since opening day, Hawaii (11-3) did not score a touchdown in the first half, squandering scoring opportunities, a missed field goal in the first quarter and an interception in the second, allowing Arizona State to take a 10-3 halftime lead.

But the Warriors erupted for 21 points in the third quarter when Brennan threw touchdown strikes to Rivers (38 yards), and two to Ryan Grice-Mullen (7 and 36 yards, respectively) to take a 24-10 lead heading into the fourth quarter. Grice-Mullen finished with eight catches for 111 yards and two touchdowns.

Dan Kelly added a 43-yard field goal before Arizona State (7-6) scored 14 straight points to cut the Warrior lead to three, 27-24, with 10:25 left to play.

But Brennan and the Warrior offense were not finished. Brennan found Davone Bess for a 21-yard touchdown to cap an 80-yard drive, and Rivers capped a 95-yard drive with a 79-yard touchdown catch-and-run to seal the win.

SCORING SUMMARY

1st	01:59	ASU	Ainsworth 44-yd field goal
2nd	12:35	UH	Kelly 42-yd field goal
	05:21	ASU	Smith 37-yd pass from Carpenter (Ainsworth kick)
3rd	12:29	UH	Rivers 38-yd pass from Brennan (Kelly kick)
	08:46	UH	Grice-Mullen 7-yd pass from Brennan (Kelly kick)
	02:14	UH	Grice-Mullen 36-yd pass from Brennan (Kelly kick)
4th	13:04	UH	Kelly 43-yd field goal
	12:21	ASU	Torain 12-yd run (Ainsworth kick)
	10:25	ASU	Jones 4-yd pass from Carpenter (Ainsworth kick)
	05:16	UH	Bess 21-yd pass from Brennan (Kelly kick)
	02:01	UH	Rivers 79-yd pass from Brennan (Kelly kick)

TEAM STATISTICS

	HAWAII	ASU
FIRST DOWNS	32	18
RUSHES-YARDS (NET)	27-121	36-200
PASSING YDS (NET)	559	191
Passes Att-Comp-Int	42-33-1	26-13-0
TOTAL OFFENSE PLAYS-YARDS	69-680	62-391

RUSHING: Hawaii-i-N. Ilaoa 18-97; C. Brennan 7-15; R. Maui 2-9. ASU-R. Torain 18-160; D. Nance 7-21; S. DeWitty 3-17; K. Herring 3-9; R. Carpenter 5-minus 7.

PASSING: Hawaii-i-C. Brennan 33-42-1-559. ASU-R. Carpenter 13-26-0-191.

RECEIVING: Hawaii-i-J. Rivers 14-308; R. Grice-Mullen 8-111; D. Bess 5-65; N. Ilaoa 4-56; C. Mock 1-15; I. Sample 1-4. ASU-M. Jones 5-72; S. DeWitty 2-35; R. Torain 2-28; B. Smith 1-37; C. McGaha 1-8; B. Miller 1-8; Z. Miller 1-3.

2008 ALLSTATE SUGAR BOWL

HAWAII	10
GEORGIA	41

January 1, 2008

Louisiana Superdome (74,383) ▶ New Orleans, LA



NEW ORLEANS - No. 10 Hawaii (12-1) had its dreams of a perfect season come to an end with a 41-10 loss at the hands of No. 4 Georgia (11-2) in front of a sold-out crowd of 74,383 at the 2008 Allstate Sugar Bowl at the Louisiana Superdome.

Colt Brennan had his lowest career passing total as a starter, going 22-for-38 with 169 yards and three interceptions. He ended his career with 31 NCAA records.

Jason Rivers had another big bowl game, catching 10 passes for 105 yards, his fourth 100-plus yard game in four bowl games played. Ryan Grice-Mullen scored the lone touchdown reception for the Warriors.

Georgia scored on its first possession as Knowshon Moreno ran in a 17-yard touchdown before UH answered with an 11-play, 42-yard drive capped by a 41-yard field goal by Dan Kelly.

But it was all Georgia from then on, as the Bulldogs scored on their next three possessions. Moreno started it with an 11-yard touchdown run. They then followed it up with a 52-yard field goal by Brandon Coutu and an 11-yard touchdown pass from Matthew Stafford to Sean Bailey, making the score 24-3 at halftime.

Georgia would add another touchdown on a fumble recovery by Sugar Bowl Most Outstanding Player Marcus Howard. The Bulldogs added 10 more points to make it 41-3 before UH was able to score their only touchdown.

Tyler Graunke entered the game in the middle of the fourth quarter and went 13-for-19 with 142 yards while leading the Warriors to their lone touchdown drive.

SCORING SUMMARY

1st	09:42	UGA	Moreno 17-yd run (Coutu kick)
	04:20	UH	Kelly 41-yd field goal
	00:57	UGA	Moreno 11-yd run (B. Coutu kick)
2nd	09:36	UGA	Coutu 52-yd field goal
	08:00	UGA	Bailey 11-yd pass from Stafford (Coutu kick)
3rd	08:57	UGA	Howard 0-yd fumble recovery (B. Coutu kick)
	01:40	UGA	Brown 1-yd run (B. Coutu kick)
4th	14:32	UGA	Coutu 45-yd field goal
	10:32	UH	Grice-Mullen 16-yd pass from Graunke (Kelly kick)

TEAM STATISTICS

	HAWAII	UGA
FIRST DOWNS	20	19
RUSHES-YARDS (NET)	18-5	40-160
PASSING YDS (NET)	311	175
Passes Att-Comp-Int	57-35-4	27-14-1
TOTAL OFFENSE PLAYS-YARDS	75-306	67-335

RUSHING: Hawaii-i-K. Pilares 7-26; D. Libre 1-7; D. Farmer 1-0; C. Brennan 9-minus 38. Georgia-T. Brown 19-73; K. Moreno 9-61; A.J. Bryant 1-20; K. Lumpkin 3-7; B. Southerland 3-4; M. Stafford 2-0; TEAM 3-minus 5.

PASSING: Hawaii-i-C. Brennan 22-38-3-169; T. Graunke 13-19-1-142. Georgia-M. Stafford 14-23-1-175; J. Cox 0-4-0-0.

RECEIVING: Hawaii-i-J. Rivers 10-105; D. Bess 7-53; R. Grice-Mullen 6-37; C.J. Hawthorne 4-73; D. Libre 3-15; D. Farmer 2-17; K. Pilares 2-8; J. Laumoli 1-3. Georgia-M. Massaquoi 5-54; K. Durham 3-48; K. Moreno 2-26; S. Bailey 2-18; M. Moore 1-17; T. Chandler 1-12.

BOWL GAME APPEARANCES

2008 SHERATON HAWAII BOWL

HAWAII	21
NOTRE DAME	49

December 24, 2008

Aloha Stadium (45,718) ▶ Honolulu, HI



HONOLULU – Hawaii concluded its 2008 campaign with a 49-21 loss to Notre Dame in the Sheraton Hawaii Bowl Christmas Eve at Aloha Stadium. UH finished the year with a 7-7 record.

Making its sixth bowl appearance in the last seven years, the Warriors could do little to contain the Fighting Irish who finished with a 7-6 mark. The loss ended a string of three straight Hawaii Bowl wins for UH dating back to 2003.

Jimmy Clausen passed for 401 yards and five touchdowns to end Notre Dame's nine-game bowl losing streak and give the Fighting Irish their first bowl win in 15 years. Clausen, who passed for 302 yards and three touchdowns in the first half, completed 22-of-26 passes en route to co-MVP honors.

Clausen shared the MVP award with sophomore receiver Golden Tate, his primary target, who hauled in six passes for 177 yards. Tate caught touchdown passes of 69, 18 and 40 yards. The three touchdown receptions tied a Hawaii Bowl record.

Senior wide receiver Aaron Bain earned bowl MVP honors for Hawaii after scoring two touchdowns on the day. Bain finished with career-highs in receptions (8) and yards (109). Junior quarterback Greg Alexander finished 23-of-39 for 261 yards for UH. Senior Solomon Elimimian, the school's all-time leader in tackles, led UH with nine stops, including one sack.

UH made it a 14-7 game when Bain scored on a 10-yard connection from Alexander midway through the second quarter. It was all Irish after that. Notre Dame answered right back on its next possession with a 69-yard bomb from Clausen to Tate to move its cushion to two touchdowns and begin a string of 28 unanswered points by the Fighting Irish.

SCORING SUMMARY

1st	03:07	ND	Hughes 2-yd run (Walker kick)
2nd	10:25	ND	Grimes 14-yd pass from Clausen (Walker kick)
	08:12	UH	Bain 10-yd pass from Alexander (Kelly kick)
	06:49	ND	Tate 69-yd pass from Clausen (Walker kick)
	00:01	ND	Tate 18-yd pass from Clausen (Walker kick)
3rd	10:50	ND	Allen 18-yd pass from Clausen (Walker kick)
	07:22	ND	Tate 40-yd pass from Clausen (Walker kick)
	04:25	UH	Bain 21-yd pass from Alexander (Kelly kick)
	04:12	ND	Allen 96-yd kickoff return (Walker kick)
4th	01:45	UH	Washington 27-yd pass from Funaki (Kelly kick)

TEAM STATISTICS

	ND	HAWAII
FIRST DOWNS	23	22
RUSHES-YARDS (NET)	34-65	19-32
PASSING YDS (NET)	413	326
Passes Att-Comp-Int	28-24-0	44-28-1
TOTAL OFFENSE PLAYS-YARDS	62-478	63-358

INDIVIDUAL LEADERS

RUSHING: Notre Dame-Hughes 17-55; Gray, J. 5-13; Allen 4-9; Aldridge 1-0; Sharpley 2-0; Clausen 2-Minus 6; Team 3-Minus 6. Hawaii-Kealoha Pilares 2-19; Inoke Funaki 1-15; Daniel Libre 1-12; Leon Wright-Jackson 1-1; David Farmer 1-1; Greg Alexander 13-Minus 16.

PASSING: Notre Dame-Clausen 22-26-0-401; Sharpley 2-2-0-12. Hawaii-Greg Alexander 23-39-1-261; Inoke Funaki 5-5-0-65.

RECEIVING: Notre Dame-Tate 6-177; Rudolph 4-78; Grimes 4-34; Hughes 3-27; Kamara 3-21; Allen 2-59; Floyd 2-17. Hawaii-Aaron Bain 8-109; Greg Salas 7-76; Michael Washington 6-96; Malcolm Lane 4-29; Kealoha Pilares 3-16.

2010 SHERATON HAWAII BOWL

HAWAII	35
TULSA	62

December 24, 2010

Aloha Stadium (43,673) ▶ Honolulu, HI



HONOLULU – A turnover-riddled Hawaii team fell to Tulsa, 62-35, in the Sheraton Hawaii Bowl Christmas Eve at Aloha Stadium. The Warriors finished the season with a 10-4 mark.

Tulsa scored 24 points off of six UH turnovers in the first half, including two interception returns for touchdowns. UH limited the dangerous Tulsa offense to just 94 yards and five first downs in the first half but the Golden Hurricane took advantage of an error-prone

Warrior offense to stake a 27-14 halftime lead, a lead they would not relinquish.

Tulsa All-American Damaris Johnson earned bowl MVP honors for Tulsa (10-3) after racking up 326 all-purpose yards. Johnson tallied 94 yards rushing, 101 receiving and 127 in returns en route to setting a new NCAA career mark in all-purpose yardage. Meanwhile, playing his final game as a Warrior, senior Greg Salas recorded 13 catches for a career-high 214 yards and two touchdowns.

Cornelius Arnick had two interceptions, including a 54-yard touchdown return in the second quarter to lead a Tulsa defense that recorded five interceptions.

Both offenses got into gear in the second half and the Warriors cut the Golden Hurricane lead to just six points on two occasions in the third quarter. However, Tulsa pulled away with a pair of touchdowns to take a 20-point lead into the fourth quarter.

SCORING SUMMARY

1st	12:29	TLS	Singleton 3-yd run (Fitzpatrick kick)
	01:29	TLS	Fitzpatrick 42-yd field goal
2nd	12:54	UH	Austin 1-yd run (Enos kick)
	11:08	TLS	Flanders 54-yd interception return (Fitzpatrick kick)
	09:34	TLS	Arnick 54-yd interception return (Fitzpatrick kick)
	02:20	UH	Salas 18-yd pass from Moniz (Enos kick)
	00:16	TLS	Fitzpatrick 28-yd field goal
3rd	07:28	UH	Salas 5-yd pass from Moniz (Enos kick)
	06:57	TLS	Owens 15-yd pass from Kinne (Fitzpatrick kick)
	05:47	UH	Green 1-yd run (Enos kick)
	04:57	TLS	D. Johnson 67-yd run (Fitzpatrick kick)
	03:12	TLS	Roberson 47-yd pass from Kinne (Fitzpatrick kick)
4th	09:27	UH	Pollard 33-yd pass from Moniz (Enos kick)
	07:00	TLS	Singleton 3-yd run (Fitzpatrick kick)
	01:16	TLS	D. Johnson 9-yd pass from Kinne (Fitzpatrick kick)

	TLS	UH
FIRST DOWNS	18	28
RUSHES-YARDS (NET)	31-188	27-71
PASSING YDS (NET)	343	479
Passes Att-Comp-Int	32-17-0	56-30-5
TOTAL OFFENSE PLAYS-YARDS	63-531	83-550

INDIVIDUAL LEADERS

RUSHING: Tulsa-Johnson 5-98; Clay 4-62; Singleton 3-8; Carter 1-8; Watts 3-7; Kinne 13-4; Douglas 1-2; Team 1-minus 1. Hawaii-Green 13-31; Moniz 11-26; Heun 2-13; Austin 1-1.

PASSING: Tulsa-Kinne 17-31-0-343; Cole 0-1-0-0. Hawaii-Moniz 24-47-4-411; Austin 6-9-1-68.

RECEIVING: Tulsa-Johnson, D. 4-101; Johnson, T. 2-71; Roberson 2-63; Clay 2-38; Owens 2-23; Watts 2-14; Johnson 1-17; Williams 1-12; Carter 1-4. Hawaii-Salas 13-214; Pollard 8-129; Stutzmann 3-23; Ostrowski 2-72; Blount 2-13; Green 1-20; Dimude 1-8.

BOWL GAME APPEARANCES

2016 HAWAII BOWL

HAWAII	52
MIDDLE TENNESSEE	35

December 24, 2016

Aloha Stadium (23,175) ▶ Honolulu, HI



HONOLULU - Hawaii capped a turnaround 2016 season by winning a thrilling 52-35 shootout over Middle Tennessee in the Hawaii Bowl.

UH reached seven wins under first-year head coach Nick Rolovich—its highest total since 2010—and halted a string of five straight losing seasons. UH also picked up its first win in the post-season since the 2006 Hawaii Bowl.

They did it in rousing fashion scoring a season-high 52 points

with big plays coming from all three phases of the game. Most Outstanding Player Dru Brown threw for 274 yards and accounted for five UH touchdowns - four through the air and one on the ground. Junior running back Dioceny Saint Juste paced UH on the ground with 170 yards - a new UH bowl record - and a total that put him over 1,000 yards for the season.

Meanwhile, the Rainbow Warrior defense played a key role in the win, forcing three turnovers that led to 21 UH points. One of those was a 68-yard interception return by Trayvon Henderson in the second quarter that completed 28 unanswered UH points.

Middle Tennessee (8-5) came into the game with one of the most potent offenses in the nation and they wasted little time jumping on the Rainbow Warriors. MT racked up 144 yards and two touchdowns on a pair of drives that put them up 14-0 just five minutes into the game.

But after a slow start, it was the UH defense that sparked a Warrior resurgence. Ikem Okeke's sack and forced fumble, Jalen Roger's interception, and Henderson's pick-six all played a part in parlaying a 14-0 deficit into a 28-14 lead. The Warriors eventually took a 35-21 advantage into the locker room, setting a new Hawaii Bowl record for most points in the first half.

SCORING SUMMARY

1st	12:09	MT	Mathers 20-yd run (Rooker kick)
	9:46	MT	James 51-yd pass from Stockstill (Rooker kick),
	4:09	UH	'Unga 18-yd pass from Brown (SANCHEZ kick)
	02:39	UH	Lakalaka 1-yd run (Sanchez kick)
2nd	11:43	UH	Brown 2-yd run (Sanchez kick)
	07:30	UH	Henderson 68-yd interception return (Sanchez kick)
	01:41	MT	Lee 3-yd pass from Stockstill (Rooker kick)
	00:22	UH	Kemp 39-yd pass from Brown (SANCHEZ)
3rd	09:46	UH	Sanchez 23-yd field goal
	07:51	MT	Andrews 10-yd pass from Stockstill (Rooker kick)
	01:15	UH	'Unga 12-yd pass from Brown (Sanchez kick), 4th
	10:09	MT	Lee 13-yd pass from Stockstill (Rooker kick),
	03:31	UH	Collie 4-yd pass from Brown (Sanchez kick),

TEAM STATISTICS

	MT	HAWAII
FIRST DOWNS	29	18
RUSHES-YARDS (NET)	23-110	42-205
PASSING YDS (NET)	432	295
Passes Att-Comp-Int	51-30-2	31-21-0
TOTAL OFFENSE PLAYS-YARDS	74-542	73-500

RUSHING: UH - Saint Juste 25-170; Harris 4-31; Brown 9-23; Lakalaka 2-1. MT - Mathers 12-57; James 6-39; Stockstill 3-8; Andrews, 2-6.

PASSING: UH - Brown 20-30-0-274. MT - Stockstill 30-51-2-432.

RECEIVING: UH - Ursua 6-120; Collie 4-17; Kemp 3-64; 'Unga 3-54; Barker 1-21; Ewaliko 1-12; Camanse-Stevens 1-6; Saint Juste 1-2. MT - Lee 10-100; James 8-162; Andrews 4-58; Mathers 4-44; Bruce 2-31; Windham, CJ 1-25; West, Terelle 1-12.

2018 SoFi HAWAII BOWL

HAWAII	14
LOUISIANA TECH	31

December 22, 2018

Aloha Stadium (30,911) ▶ Honolulu, HI



HONOLULU - Hawaii hit a defensive roadblock by Louisiana Tech in a 31-14 loss in the 2018 SoFi Hawaii Bowl at Aloha Stadium.

The Rainbow Warriors (8-6) totaled only 226 yards of total offense and were held to their lowest scoring output of the season. UH dropped to 4-4 all-time in the SoFi Hawaii Bowl while the Bulldogs won their fifth consecutive bowl game.

Hawaii played without wide receiver John Ursua

who did not suit up due to an undisclosed injury. UH allowed a season-high nine sacks, including 2.5 to Jaylon Ferguson, who became the NCAA's all-time sack leader in the contest. Ferguson was named La Tech's Most Outstanding Player along with Hawaii's Kendall Hune, who recovered a fumble and recorded his first career interception.

After a low-scoring first half, La Tech (8-5) reeled off 21 unanswered points on three straight possessions in the third quarter to put the game away. J'Mar Smith threw a touchdown to Jaqwis Dancy and ran in a touchdown from four yards out just before the end of the quarter for a 24-7 lead.

UH freshman Chevan Cordeiro, who came off the bench for a struggling Cole McDonald, threw an interception on Hawaii's opening possession of the second half and the Bulldogs took advantage with a five-yard touchdown run by Israel Tucker.

UH would not go down without a fight, blocking a Bulldog punt that set up a seven-yard touchdown from McDonald to Marcus Armstrong-Brown, pulling the Warriors to within 24-14. But that was as close as UH would get as Tech iced the game with a 39-yard touchdown by Kam McKnight.

SCORING SUMMARY

1st	01:08	LT	Hale 24-yd field goal
2nd	08:20	UH	Sharsh 24-yd pass from Cordeiro (Meskell kick)
3rd	10:27	LT	Tucker 5-yd run (Hale kick)
	04:44	LT	Dancy 58-yd pass from Smith (Hale kick)
	00:55	LT	Smith 4-yd run (Hale kick)
4th	06:14	UH	Armstrong-Brown 7-yd pass from McDonald (Meskell kick)
	03:45	LT	McKnight 39-yd run (Hale kick)

TEAM STATISTICS

	LT	HAWAII
FIRST DOWNS	21	17
RUSHES-YARDS (NET)	38-168	32-58
PASSING YDS (NET)	285	168
Passes Att-Comp-Int	31-19-1	34-17-3
TOTAL OFFENSE PLAYS-YARDS	69-453	66-226

RUSHING: Hawaii - F. Holly 9-57; D. Furuta 3-9; G. Ito 2-8; M. Reed 1-4; Cordeiro 7 - (-9); McDonald 10 - (-11). La Tech - J. Dancy 15-57; I. Tucker 10-44; K. McKnight 2-38; J. Smith 7-21; A. Smith 1-16; Team 2 - (-3); P. Okorie 1 - (-5).

PASSING: Hawaii - C. McDonald 10-20-2-85; C. Cordeiro 7-14-1-83. La Tech - J. Smith 19-31-1-285.

RECEIVING: Hawaii - M. Armstrong-Brown 7-59; J. Sharsh; Byrd 3-31; G. Ito 1-6; D. Furuta 1-5. La Tech - T. Veal 8-107; A. Hardy 6-93; J. Dancy 2-63; A. Smith 2-14; I. Tucker 1-8.

BOWL GAME APPEARANCES

2019 SoFi HAWAI'I BOWL

HAWAI'I	38
BRIGHAM YOUNG	34

December 24, 2019

Aloha Stadium (21,582) ▶ Honolulu, HI



HONOLULU - Hawai'i capped a memorable 2019 campaign with a dramatic 38-34 win over Brigham Young in the SoFi Hawai'i Bowl. Quarterback Cole McDonald's touchdown pass to Nick Mardner with 1:17 left and safety Khoury Bethley's second interception of the game in the closing seconds sealed the win.

McDonald, who garnered Most Valuable Player honors, finished with five total touchdowns – four passing and one rushing – and threw for

a career-high 493 yards on 28-of-46 passing. Bethley tallied a career-high 10 tackles along with his two picks.

The Rainbow Warriors (10-5) finished with 10 wins for the first time since 2010 and for just the seventh time in school history. The Warriors also snapped a five-game skid against BYU.

After an explosive first half in which the Rainbow Warriors led 31-24, UH went scoreless in the second half until Mardner's touchdown. The redshirt freshman was relatively quiet until Hawai'i's final drive, catching a 38-yarder on 3rd-and-1 and the 24-yard touchdown on the very next play.

In the first-ever postseason meeting between the former WAC rivals, the first half featured 55 combined points. The teams combined for more than 600 yards of offense in the first half alone. McDonald passed for 331 yards and three touchdowns – two to Smart – while BYU quarterback Wilson threw for 209 yards.

Wilson finished with 274 yards passing and 72 yards rushing and two scores. The Cougars held a dominant advantage on the ground, rushing for 231 yards compared to 2 for the Warriors.

BYU, which trailed throughout the first half, tied the score at 31 on its first possession of the second half on Wilson's 2-yard touchdown run. Jake Oldroyd's 20-yard field goal at the start of the fourth quarter gave the Cougars their first lead of the game.

SCORING SUMMARY

1st	7:32	UH	Smart 7-yd pass from McDonald (Meskell PAT)
	4:55	UH	Smart 40-yd pass from McDonald (Meskell PAT)
	0:54	BY	Katoa 1-yd rush (Oldroyd PAT)
2nd	13:33	UH	McDonald 1-yd rush (Meskell PAT)
	9:42	BY	Wilson 1-yd rush (Oldroyd PAT)
	5:50	UH	Meskell 46-yd field goal
	3:16	BY	Simon 11-yd rush (Oldroyd PAT)
	1:16	UH	Sharsh 18-yd pass from McDonald (Meskell PAT)
	0:18	BY	Oldroyd 37-yd field goal
3rd	11:58	BY	Wilson 2-yd rush (Oldroyd PAT)
4th	14:37	BY	Oldroyd 20-yd field goal
	1:17	UH	Mardner 24-yd pass from McDonald (Meskell PAT)

TEAM STATISTICS

	BYU	HAWAI'I
FIRST DOWNS	29	19
RUSHES-YARDS (NET)	40-231	27-2
PASSING YDS (NET)	274	493
Passes Att-Comp-Int	41-24-2	47-28-0
TOTAL OFFENSE PLAYS-YARDS	81-505	74-495

RUSHING: UH - Reed 10-17; Sharsh 1-3; Byrd II 1-2; Furuta 1-1. BYU - Allgeier 8-77; Wilson 14-72; Katoa 11-51; Hito 3-12.

PASSING: UH - McDonald 28-46-0-493. BYU - Wilson 24-40-2-274.

RECEIVING: UH - Ward 7-159; Smart 7-142; Sharsh 7-90; Byrd II 3-29; Mardner 2-62; Victor 1-6; Reed 1-5. BYU - Bushman 6-91; Simon 5-56; Hifo 5-44; Milne 3-54; Shumway 3-22; Katoa 2-7.

BOWLS BY THE NUMBERS

1

UH made its first and only BCS bowl game when it went 12-0 during the 2007 regular season. The WAC champion Warriors, led by Heisman Trophy finalist Colt Brennan, fell to Georgia in the Allstate Sugar Bowl.

2

Mainland bowl games UH has competed in: the 1992 Holiday Bowl in San Diego and the 2008 Sugar Bowl in New Orleans.

5

The number of different bowl games UH has played in. Those bowls include: Aloha (1989), Holiday (1992), O'ahu (1999), Hawai'i (2002, '03, '04, '06, '08, '10, '16, '18, '19), and Sugar (2008).

7

UH's bowl wins in 13 all-time appearances.

9

Number of appearances in the Hawai'i Bowl dating back to its inaugural game in 2002. UH is 5-4 all-time in the bowl.

12-0

Regular-season record in 2007, which secured the program's first-ever trip to a BCS bowl game – the Allstate Sugar Bowl and a match-up with No. 4 Georgia.

13

Division I bowl games UH has competed in, beginning with the 1989 Aloha Bowl vs. Michigan State.

59

The Warriors highest post-season point total, resulting in a 19-point win over UAB in the 2004 Hawai'i Bowl.

287

Rushing yards by UH in its upset of Illinois in the 1992 Holiday Bowl, a program record for a bowl game.

308

Receiving yards by Jason Rivers in the 2006 Hawai'i Bowl vs. Arizona State, an NCAA bowl-game record. Rivers caught 14 passes and scored three touchdowns.

559

Most bowl game passing yards in a single game by a UH player, set by Colt Brennan in a win over Arizona State in the 2006 Hawai'i Bowl.

BOWL GAME RECORDS

OFFENSE

INDIVIDUAL

Passing

Most Yards: 559, Colt Brennan vs. Arizona State (2006 Hawai'i Bowl)

Most Completions: 33, Colt Brennan vs. Arizona State (2006 Hawai'i Bowl)

Most Attempts: 47, Bryant Moniz vs. Tulsa (2010 Hawai'i Bowl)

Highest Completion Pct.: 78.6 (33-42), Colt Brennan vs. Arizona State (2006 Hawai'i Bowl)

Most Touchdowns: 5, Timmy Chang vs. Houston (2003 Hawai'i Bowl), Colt Brennan vs. Arizona State (2006 Hawai'i Bowl)

Longest Pass Play: 79 yards, Colt Brennan to Jason Rivers vs. Arizona State (2006 Hawai'i Bowl)

Longest Touchdown Pass: 79 yards, Colt Brennan to Jason Rivers vs. Arizona State (2006 Hawai'i Bowl)

Rushing

Most Yards: 170, Diocemy Saint Juste (2016 Hawai'i Bowl)

Most Carries: 29, Travis Sims vs. Illinois (1992 Holiday Bowl)

Most Touchdowns: 2, Travis Sims vs. Illinois (1992 Holiday Bowl); Michael Brewster vs. Houston (2003 Hawai'i Bowl)

Longest Run: 34 yards, Bryant Moniz vs. Tulsa (2010 Hawai'i Bowl)

Longest Rushing Touchdown: 8 yards, Michael Brewster vs. Houston (2003 Hawai'i Bowl)

Receiving

Most Yards: 308, Jason Rivers vs. Arizona State (2006 Hawai'i Bowl)*

Most Receptions: 14, Jason Rivers vs. Arizona State (2006 Hawai'i Bowl)

Most Touchdowns: 3, Jason Rivers vs. Houston (2003 Hawai'i Bowl)

TEAM

Most Points Scored: 59 vs. UAB (2004 Hawai'i Bowl)

Most Points Scored Half: 35 vs. Middle Tennessee (2016 Hawai'i Bowl)

Least Points Scored: 10 vs. Georgia (2008 Sugar Bowl)

Most Total Yards: 680 vs. Arizona State (2006 Hawai'i Bowl)

Fewest Total Yards: 226 vs. Louisiana Tech (2018 Hawai'i Bowl)

Most Yards Passing: 559 vs. Arizona State (2006 Hawai'i Bowl)

Fewest Passing Yards: 115 vs. Illinois (1992 Holiday Bowl)

Most Yards Rushing: 287 vs. Illinois (1992 Holiday Bowl)

Fewest Rushing Yards: -5 vs. Georgia (2008 Sugar Bowl)

Most Turnovers: 8 vs. Michigan State (1989 Aloha Bowl)

Most Interceptions: 5 vs. Tulsa (2010 Hawai'i Bowl)

Most Fumbles Lost: 4 vs. Michigan State (1989 Aloha Bowl)

Sacks Allowed: 9 vs. Louisiana Tech (2018 Hawai'i Bowl)

**NCAA bowl-game record*

BOWL GAME RECORDS

DEFENSE

INDIVIDUAL

Most Tackles

12, Leonard Peters vs. Houston (2003 Hawai'i Bowl)

Most Interceptions: 2, Khoury Bethley vs. BYU (2019 Hawai'i Bowl); Kelvin Millhouse vs. Houston (2003 Hawai'i Bowl)

Most Sacks: 2, Delmar Johnson vs. Michigan State (1989 Aloha Bowl); Darrell Tautofi vs. UAB (2004 Hawai'i Bowl); Mel Purcell vs. Arizona State (2006 Hawai'i Bowl); Paipai Falemalu vs. Tulsa (2010 Hawai'i Bowl)

TEAM

Most Points Allowed: 62 vs. Tulsa (2010 Hawai'i Bowl)

Least Points Allowed: 17 vs. Illinois (1992 Holiday Bowl); vs. Oregon State (1999 O'ahu Bowl)

Most Total Yards Allowed: 590 vs. UAB (2004 Hawai'i Bowl)

Fewest Total Yards Allowed: 341 vs. Michigan State (1989 Aloha Bowl)

Most Passing Yards Allowed: 432 vs. Middle Tennessee (2016 Hawai'i Bowl)

Fewest Passing Yards Allowed: 116 vs. Michigan State (1989 Aloha Bowl)

Most Rushing Yards Allowed: 231 vs. BYU (2019 Hawai'i Bowl)

Fewest Rushing Yards Allowed: 65 vs. Notre Dame (2008 Hawai'i Bowl)

Most Turnovers Caused: 3 vs. BYU (2019 Hawai'i Bowl); vs. Middle Tennessee (2016 Hawai'i Bowl)

Most Interceptions: 2 vs. BYU (2019 Hawai'i Bowl); Middle Tennessee (2016 Hawai'i Bowl); vs. Houston (2003 Hawai'i Bowl); vs. Michigan St. (1989 Aloha Bowl)

Most Fumble Recoveries: 2 vs. Arizona State (2006 Hawai'i Bowl); vs. Tulsa (2010 Hawai'i Bowl)

Sacks: 6 vs. Oregon State (1999 O'ahu Bowl); vs. Michigan State (1989 Aloha Bowl)

SPECIAL TEAMS

INDIVIDUAL

Most Field Goals: 3, Eric Hannum (1999 O'ahu Bowl)

Longest Field Goal: 46 yards, Ryan Meskell vs. BYU (2019 Hawai'i Bowl)

Most Punts: 7, Stan Gaudion vs. Louisiana Tech (2018 Hawai'i Bowl)

Longest Punt: 73 yards, Mat McBriar vs. Tulane (2002 Hawai'i Bowl)

Longest Kickoff Return: 52, Ryan Mouton vs. Georgia (2008 Sugar Bowl)

Longest Punt Return: 59, Chad Owens vs. UAB (2004 Hawai'i Bowl)

Longest Kickoff Return For A Touchdown: 42, Britton Komine vs. UAB (2004 Hawai'i Bowl)

Longest Punt Return For A Touchdown: 59, Chad Owens vs. UAB (2004 Hawai'i Bowl)

NATIONAL TV APPEARANCES

Date	Opponent	Network	Result
11/14/81	Brigham Young	ABC	L, 3-13
10/16/82	Brigham Young	ABC	L, 25-39
11/20/82	at New Mexico	WTBS	L, 17-41
10/1/83	San Diego State	CBS	T, 27-27
12/7/85	Brigham Young	ESPN	L, 6-26
12/6/86	Michigan	ESPN	L, 10-27
11/21/87	Air Force	ESPN	L, 31-34
12/5/87	Arkansas	ESPN	L, 20-38
10/22/88	Brigham Young	ESPN	L, 23-24
12/89/89	Air Force	ESPN	T, 35-35
12/25/85	Michigan State [#]	ABC	L, 13-33
9/1/90	Texas A&M	ESPN	L, 13-28
11/30/91	Notre Dame	ESPN	L, 42-48
12/30/92	vs. Illinois*	ESPN	W, 27-17
9/2/95	Texas	ESPN2	L, 17-38
11/18/95	San Diego State	ESPN2	L, 10-49
8/31/96	Boston College	ESPN2	L, 21-24
11/29/97	Notre Dame	ESPN	L, 22-23
9/3/98	Arizona	ESPN2	L, 6-27
11/28/98	Michigan	ESPN2	L, 17-48
12/25/99	Oregon State [%]	ESPN	W, 23-17
10/26/01	Fresno State	ESPN	W, 38-34
12/8/01	Brigham Young	ESPN2	W, 72-45
9/6/02	at Brigham Young	ESPN	L, 32-35
10/25/02	at Fresno State	ESPN2	W, 31-21
11/30/02	Alabama	ESPN	L, 16-21
12/25/02	Tulane [§]	ESPN	L, 28-36
9/13/03	at USC	Fox Sports Net	L, 32-61
9/19/03	at UNLV	ESPN2	L, 22-33
11/29/03	Alabama	ESPN	W, 37-29
12/6/03	Boise State	ESPN2	L, 28-45
12/25/03	Houston ^{&}	ESPN	W, 54-48 (3ot)
10/29/04	at Boise State	ESPN2	L, 3-69
11/12/04	at Fresno State	ESPN	L, 14-70
12/4/04	Michigan State	ESPN2	W, 41-38
12/24/04	UAB ^{&}	ESPN	W, 59-40
9/3/05	USC	ESPN2	L, 17-63
10/29/05	Fresno State	ABC	L, 13-27
11/25/05	Wisconsin	ESPN2	L, 24-41
12/2/06	Oregon State	ESPN	L, 32-35
12/24/06	Arizona State ^{&}	ESPN	W, 41-34
10/12/07	at San José State	ESPN	W, 42-35 (ot)
11/10/07	Fresno State	ESPN2	W, 37-30
11/16/07	at Nevada	ESPN2	W, 28-26
11/23/07	Boise State	ESPN2	W, 39-27
12/1/07	Washington	ESPN2	W, 35-28
1/1/08	vs. Georgia [@]	FOX	L, 10-41
10/17/08	at Boise State	ESPN	L, 7-27
12/6/08	Cincinnati	ESPN2	L, 24-29
12/24/08	Notre Dame ^{&}	ESPN	L, 21-49
9/30/09	at Louisiana Tech	ESPN2	L, 6-27
11/28/09	Navy	ESPNU	W, 24-17
12/5/09	Wisconsin	ESPN2	L, 10-51
9/2/10	USC	ESPN	L, 36-49
9/11/10	at Army	CBS College	W, 31-28
9/18/10	at Colorado	Fox College	L, 13-31
11/6/10	at Boise State	ESPNU	L, 7-42
12/24/10	Tulsa ^{&}	ESPN	L, 35-62
9/3/11	Colorado	ESPN2	W, 34-17
9/17/11	at UNLV	Mountain Network	L, 20-40
10/14/11	at San José State	ESPN	L, 27-28
11/12/11	at Nevada	ESPNU	L, 28-42
12/3/11	Brigham Young	ESPN2	L, 20-41
9/1/12	at USC	FOX	L, 14-49
9/22/12	Nevada	NBC Sports	L, 24-69
9/28/12	at Brigham Young	ESPN	L, 0-47
10/6/12	at San Diego State	CBS College	L, 14-52
11/10/12	Boise State	NBC Sports	L, 14-49
11/16/12	at Air Force	ESPN2	L, 7-21
8/29/13	USC	CBS College	L, 13-30

Date	Opponent	Network	UH-OPP
9/7/13	at Oregon State	Pac 12 Network	L, 14-33
11/2/13	at Utah State	CBS College	L, 10-47
11/9/13	at Navy	CBS College	L, 28-42
11/16/13	San Diego State	CBS College	L, 21-28(ot)
8/30/14	Washington	CBS College	L, 16-17
9/6/14	Oregon State	CBS College	L, 30-38
9/20/14	at Colorado	Pac 12 Network	L, 12-21
10/18/14	at San Diego State	CBS College	L, 10-20
11/8/14	at Colorado State	ESPNU	L, 22-49
9/3/15	Colorado	CBS Sports	W, 28-20
12/12/15	at Ohio State	Big Ten Network	L, 0-38
9/26/15	at Wisconsin	Big Ten Network	L, 0-28
10/3/15	at Boise State	ESPN2	L, 0-55
10/31/15	Air Force	CBS Sports	L, 7-58
8/26/16	vs. California	ESPN	L, 31-51
9/3/16	at Michigan	ESPN	L, 3-63
9/17/16	at Arizona	Pac 12	L, 28-47
11/5/16	at San Diego State	CBS Sports	L, 0-55
12/12/16	Boise State	CBS Sports	L, 16-52
12/24/16	Middle Tennessee [^]	ESPN	W, 52-35
9/9/17	at UCLA	Pac 12	L, 23-56
9/23/17	at Wyoming	ESPN2	L, 21-28 (ot)
10/7/17	at Nevada	CBS Sports	L, 21-35
10/28/17	San Diego State	ESPN2	L, 7-28
11/25/17	Brigham Young	CBS Sports	L, 20-30
8/25/18	at Colorado State	CBS Sports	W, 43-34
9/1/18	Navy	CBS Sports	W, 59-41
9/15/18	at Army	CBS Sports	L, 21-28
10/13/18	at Brigham Young	ESPN2	L, 23-49
10/27/18	at Fresno State	ESPN2	L, 20-50
11/24/18	at San Diego State	ESPNU	W, 31-30 (ot)
12/22/18	Louisiana Tech!	ESPN	L, 14-31
8/24/19	Arizona	CBS Sports	W, 45-38
9/14/19	at Washington	Pac 12	L, 20-52
9/28/19	at Nevada	ESPN2	W, 54-3
10/12/19	at Boise State	ESPN2	L, 37-59
10/19/19	Air Force	CBS Sports	L, 26-56
11/30/19	Army	CBS Sports	W, 52-31
12/7/19	at Boise State	ESPN	L, 10-31
12/24/19	Brigham Young!	ESPN	W, 38-34

All games played at Aloha Stadium (Honolulu) unless otherwise noted

[#] Jeep Eagle Aloha Bowl (Aloha Stadium, Honolulu)

^{*} at Thrifty Car Rental Holiday Bowl (Jack Murphy Stadium, San Diego, CA)

[%] Jeep O'ahu Bowl (Aloha Stadium, Honolulu)

[§] ConAgra Foods Hawai'i Bowl (Aloha Stadium, Honolulu)

[&] Sheraton Hawai'i Bowl (Aloha Stadium, Honolulu)

[@] Allstate Sugar Bowl (Louisiana Superdome, New Orleans, LA)

[^] Hawai'i Bowl (Aloha Stadium, Honolulu)

[!] SoFi Hawai'i Bowl (Aloha Stadium, Honolulu)

All-Time Record on National Television: 27-81-2 (.255)

at Aloha Stadium: 19-41-2 (.323)

on the road: 7-38 (.156)

at neutral site: 1-2 (.333)

NATIONAL RANKINGS

NATIONAL RANKINGS

Season	A.P.	Coaches	U.P.I.
1981			
Nov. 9	18	-	16
1989			
Oct. 2	-	-	T 20
Oct. 9	-	-	T 19
Oct. 30	-	24	-
Nov. 6	-	24	-
Nov. 13	24	24	-
Nov. 20	24	24	-
Nov. 27	23	23	19
Dec. 4	23	23	19
Dec. 11	25	25	-
1992			
Sept. 28	23	23	-
Nov. 1	-	25	-
Nov. 8	24	23	-
Nov. 15	-	25	-
Jan. 2 & 3	20	20	-
2002			
Nov. 26	-	24	-
2006			
Nov. 19	25	25	-
Nov. 26	24	23	-
Jan. 9	-	24	-
2007			
Preseason	23	24	-
Sept. 2	20	22	-
Sept. 9	24	22	-
Sept. 16	19	18	-
Sept. 23	19	17	-
Sept. 30	16	15	-
Oct. 7	16	16	-
Oct. 14	17	17	-
Oct. 21	16	16	-
Oct. 28	12	12	-
Nov. 4	14	14	-
Nov. 11	13	13	-
Nov. 18	14	14	-
Nov. 25	11	11	-
Dec. 2	10	10	-
Jan. 7 & 8	19	17	-
2010			
Nov. 28	25	-	-
Dec. 5	24	25	-

Highest National Ranking (Major Polls)

A.P. - 10th (Dec. 2, 2007)
 Coaches - 10th (Dec. 2, 2007)
 U.P.I. - 16th (Sept. 9, 1981)

Most Weeks Ranked (Single Season)

A.P. - 15 (2007)
 Coaches - 15 (2007)
 U.P.I. - 4 (1989)

RECORD VS. RANKED TEAMS

Date	Opponent	OPP RK*	UH RK*	Result
10/20/56	at Iowa	15	-	L, 0-34
12/3/71	Nebraska	1	-	L, 3-45
10/28/72	at Tennessee	16	-	L, 2-34
11/29/75	San José State	15	-	W, 30-20
12/4/76	Nebraska	19	-	L, 3-68
9/16/78	at Nebraska	12	-	L, 10-56
12/2/78	USC	3	-	L, 5-21
10/5/79	at Brigham Young	20	-	L, 15-38
11/14/81	Brigham Young	17	-	L, 3-13
12/4/82	Nebraska	3	-	L, 16-37
9/22/84	Brigham Young	4	-	L, 13-18
11/23/85	Air Force	10	-	L, 20-27
12/7/85	Brigham Young	9	-	L, 6-26
12/6/86	Michigan	4	-	L, 10-27
9/3/88	Iowa	9	-	W, 27-24
11/19/88	Wyoming	16	-	L, 22-28
10/28/89	Brigham Young	18	-	W, 56-14
12/25/89	Michigan St. (Aloha Bowl)	22	-	L, 13-33
9/1/90	Texas A&M	13	-	L, 13-28
12/1/90	Brigham Young	4	-	W, 59-28
9/7/91	at Iowa	15	-	L, 10-53
11/30/91	Notre Dame	18	-	L, 42-48
9/3/98	Arizona	24	-	L, 6-27
11/28/98	Michigan	15	-	L, 17-48
9/4/99	USC	21	-	L, 7-62
10/7/00	at TCU	14	-	L, 21-41
10/26/01	Fresno State	18	-	W, 38-34
12/8/01	Brigham Young	9	-	W, 72-45
11/30/02	Alabama	14	-	W, 37-29
9/13/03	at USC	4	-	L, 32-61
12/6/03	Boise State	18	-	L, 28-45
10/29/04	at Boise State	18	-	L, 3-69
9/3/05	USC	1	-	L, 17-63
9/23/06	at Boise State	25	-	L, 34-41
11/23/07	Boise State	17	14	W, 39-27
1/1/08	vs. Georgia (Sugar Bowl)	4	10	L, 10-41
8/30/08	at Florida	5	-	L, 10-56
10/4/08	at Fresno State	22	-	W, 32-29 ot
10/17/08	at Boise State	15	-	L, 7-27
12/6/08	Cincinnati	13	-	L, 24-29
10/24/09	Boise State	6	-	L, 9-54
9/2/10	USC	14	-	L, 36-49
10/16/10	Nevada	19	-	W, 27-21
11/6/10	at Boise State	2	-	L, 7-42
9/1/12	at USC	1	-	L, 10-49
8/29/13	USC	24	-	L, 13-30
9/28/13	Fresno State	25	-	L, 37-42
8/30/14	Washington	25	-	L, 16-17
9/12/15	at Ohio State	1	-	L, 0-38
9/26/15	at Wisconsin	22	-	L, 0-28
9/3/16	at Michigan	7	-	L, 3-66
11/12/16	Boise State	24	-	L, 16-52
11/3/18	Utah State	18	-	L, 17-56
9/14/19	at Washington	23	-	L, 20-52
10/12/19	at Boise State	14	-	L, 37-59
12/7/19	at Boise State	19	-	L, 10-31

All-Time Record vs. Nationally Ranked Teams: 10-46

at home: 9-26 | on the road: 1-19 | at neutral site: 0-1

First Win vs. Nationally Ranked Team:

vs. No. 15 San José State (30-20), Nov. 29, 1975, Aloha Stadium

First Win vs. Nationally Ranked Team on the Road:

at No. 22 Fresno State (32-29 ot), Oct. 4, 2008, Fresno, Calif.

Highest Ranked Opponent:

vs. No. 1 Nebraska (lost, 45-3), Dec. 3, 1971, Honolulu Stadium
 vs. No. 1 USC (lost, 63-17), Sept. 3, 2005, Aloha Stadium
 at No. 1 USC (lost, 49-10), Sept. 1, 2012, Los Angeles
 at No. 1 Ohio State (lost, 38-0), Sept. 12, 2015, Columbus, Ohio

Biggest Upsets:

vs. No. 4 Brigham Young (59-28), Dec. 1, 1990, Aloha Stadium
 vs. No. 9 Iowa (27-24), Sept. 3, 1988, Aloha Stadium
 vs. No. 9 Brigham Young (72-45), Dec. 8, 2001, Aloha Stadium

ALL-TIME HEAD COACHES

Year	Seasons	Coach	OVERALL RECORD				COLLEGIATE RECORD			
			W	L	T	Pct.	W	L	T	Pct.
1909-11	3	Austin Jones	8	6	0	.571	-	-	-	-
1912-14		No Team								
1915	1	John Peden	5	1	1	.786	-	-	-	-
1916	1	William Britton	3	2	1	.583	-	-	-	-
1917-19	3	David Crawford	11	1	2	.857	-	-	-	-
1920	1	Raymond Elliot	6	2	0	.750	0	1	0	.000
1921-39	19	Otto "Proc" Klum	84	51	7	.616	21	27	0	.438
1940	1	Eugene "Luke" Gill	2	5	0	.286	1	2	0	.333
1941	1	Gill/Kaulukukui*	8	1	0	.889	3	0	0	1.000
1942-45		No Team								
1946-50	5	Tom Kaulukukui	34	18	3	.645	12	18	1	.403
1951	1	Archie Kodros	4	7	0	.364	1	5	0	.167
1952-60	9	Hank Vasconcellos	43	46	3	.484	18	32	1	.363
1961		No Team								
1962-64	3	Jim Asato	15	12	0	.556	5	11	0	.313
1965	1	Clark Shaughnessy	1	8	1	.150	1	7	0	.125
1966	1	Phil Sarboe	4	6	0	.400	3	6	0	.333
1967	1	Don King	6	4	0	.600	6	4	0	.600
1968-73	6	Dave Holmes	46	17	1	.722	45	17	1	.722
1974-76	3	Larry Price	15	18	0	.455	15	18	0	.455
1977-86	10	Dick Tomey	63	46	3	.576	63	46	3	.576
1987-95	9	Bob Wagner	58	49	3	.541	58	49	3	.541
1996-98	3	Fred vonAppen	5	31	0	.139	5	31	0	.139
1999-2007	9	June Jones	76	41	0	.634	76	41	0	.634
2008-11	4	Greg McMackin	29	25	0	.537	29	25	0	.537
2012-15	4	Norm Chow	10	36	0	.217	10	36	0	.217
2015	0+	Chris Naeole^	1	3	0	.250	1	3	0	.250
2016-19	4	Nick Rolovich	28	27	0	.510	28	27	0	.510
Totals	102	23 coaches	565	463	25	.548	401	406	9	.497

* - indicates co-head coaches ^ - interim coach

Conference Records

Coach	Conf.	Record	Pct.	Titles
Dick Tomey	WAC	33-24-2	.576	
Bob Wagner	WAC	31-40-1	.438	
Fred vonAppen	WAC	2-22	.083	
June Jones	WAC	47-24	.662	1992, 2007
Greg McMackin	WAC	18-13	.581	2010
Norm Chow	MW	4-25	.138	
Chris Naeole	MW	0-3	.000	
Nick Rolovich	MW	15-17	.469	2019 (division)



June Jones led UH to a pair of WAC titles and is the only coach in school history to lead his team to an undefeated conference seasons (8-0, 2007).

ALL-TIME ASSISTANT COACHES

Name	Pos.	Years
Ulimala Afoa	DL	1995-96
Duane Akina	LB, DB	1983-85
Andre Allen	WR	2018-19
Dave Aranda	DL, DC	2008-11
Paul "Rocky" Alt	SB, ST	1991-95
Don Bailey	QB, OC	2015
Mark Banker	LB, AHC	1995, 2018-19
Corey Batoon	S, DC	2018-19
Al Kalani Beaver	DL, LB	1990-94
Guy Benjamin	QB, OC	1996-97
Rick Blangiardi	LB, DC	1972-76
Bob Burt	LB, DL	1977-79
Dom Capers	DB	1975-76
Michael Carter	QB	1995
Mike Cavanaugh	OL	1999-2004
Mayur Chaudhari	ST	2016-17
Kayo Chung	OL, LB	1954-67
Kevin Clune	DC	2014
Jim Cochran	OL, DL	1994-95
Jake Cookus	ST	2015
Darrel "Mouse" Davis	WR	2004-06, '10-11
Geoff DeLapp	WR, TE, SB	1984-90
Chris Demarest	ST, S	2012-14
Don Dillon	RB	1996-98
Dan Dorazio	OL, TE	1975-77
Sean Duggan	LB	2016-17
Brick Durley	OL, TE	1974
Daryl Edralin	RB, S, LB	1980-90
Abe Elimimian	S, CB	2015-19
Rich Ellerson	ST, LB, DL, AHC, DC	1981-83, '87-91
Wally English	OC	1997
Dave Fagg	QB, OC, AHC	1979-81, '83-86
Ken Flajole	S	1995
Mike Flores	QB, WR	1977-78
Joe Francis	RB	1968-70
Tom Freeman	OL	1975-80
Phil Frye	TE	1998
Alex Gerke	RB, OL	2008
Michael Ghobrial	ST	2018-19
Jerry Glanville	DC	2005-06
Kurt Gouveia	LB	2014-15
Tim Green	WR, TE, QB	1997-98
Jerry Hardy	OL	1970-74
Tyson Helton	ST	2002-03
Mike Hill	OL	1982-83
Harvey Hyde	DL	1967
Kefense Hynson	WR	2017
Paul Johnson	OC, QB, RB	1987-94
Daronte' Jones	S	2012-14
June Jones	QB	1983
Charles Kaaihue	DL	1974-80
Thom Kaumeyer	DC	2012-13
Doug Kay	DL, DC, AHC	1980-82
Tom Keele	LB, OL, OC	1969-73
Ed Kezirian	OL, TE, ST	1978-81
Walt Klinker	OL	1996
Cal Lee	AHC, LB, DC	2003-11
Ron Lee	WR, OC	1999-2009
Tommy Lee	OC	2012
Kevin Lempa	DC	2000-02, '16
Don Lindsey	OC, DC, AHC	1996-98
Ricky Logo	DL	2018-19
George Lumpkin	DL, LB, S, DC, AHC	1974-95, '99-2009

Name	Position	Years
Larry MacDuff	DL, ST	1984-86
Ikaika Malloe	LB, ST	2008
Ron Marciel	QB, WR	1971-72
Ken Margerum	WR	1996
Tom Mason	LB, DC	2015
Luke Matthews	WR	2014-15
Pat McClurg	OL, TE	1982-83
Bob McCray	LB	1968-69
Dennis McKnight	ST, OL	1999-2000, '07
Greg McMackin	DC	1999, 2007
Rich Miano	AHC, S	1999-2011
Trent Miles	WR/S	1995-96
Dan Morrison	QB	1999-2007
Wayne Moses	RB	2014-15
Cal Murphy	OC	1968-72
Chris Naeole	OL, AHC	2013-17
Greg Newhouse	S	1988-89
Ken Niumatalolo	OL, WR	1992-94
Greg Olejack	OL	1997-98
Lewis Powell	DL	2012-14
Al "Buzz" Preston	S, WR, ST	1987-93
Larry Price	OL, DL, DC	1967-73
Mickey Pruitt	S	1997-98
Mike Rasmussen	QB, WR	1975-76
Phil Rauscher	TE	2012-13
Jeff Reinebold	DL, ST	2006-07
Ed Riewerts	OL	1984-86
Adam Rita	WR, OC	1979-82
Nick Rolovich	QB, OC	2008-11
Bob Ryan	WR	1973
Lance Samuseva	DL	2015
Rip Scherer	RB	1977-78
Doug Semones	DL, ST	1996-98
Mike Sewak	WR, OL	1987-94
Gordon Shaw	OL	2009-11
Roy Shivers	RB	1974
Vantz Singletary	DL	1999-2004
Chris Smeland	DB, LB, DC	1991-94
Brian Smith	OL, RB, TE, OC, AHC	2008-11, '16-19
Bill "Kanani" Souza	TE, OL, DL, OC, ST	1986-95
Craig Stutzmann	QB	2016-19
Wes Suan	RB	1999-2007
Legi Suiaunoa	DC	2016-17
Al Tanara	-	1967
Myron Tarkanian	DB	1967
Troy Thomas	OLB	1998
Dick Tomey	ST	2011
Chris Tormey	ST, S	2010-11
Tony Tuioti	DL, LB	2010-13
Rowen Tupuivao	LB	1987
Keith Uperesa	RB	2012
Bob Wagner	LB, DB, DC	1977-86
Mark Weber	OL	2018-19
Chris Wiesehan	OL, RB	2012-13
Tom Williams	LB, DC	1996-98
Jordan Wynn	QB	2014
Jacob Yoro	LB, DB	2017-19
Dick Zornes	S	1968-70

from 1967

ALL-TIME LETTERWINNERS

◀ A-A ▶

Abihai, Wadsley _____ 1972-74
 Abreu, Frank _____ 2016
 Abreu, Melvin _____ 1940, '46
 Abreu, Sean _____ 1988-90
 Abrew, Lawrence _____ 1939
 Abrew, Melvin _____ 1939
 Acovich, Vince _____ 1984
 Acosta, Bob _____ 1975, '77
 Adams, Theo _____ 1984-85, '87
 Addison, Bryan _____ 1989
 Adler, Steve _____ 1970
 Afalava, Kesi _____ 1979, '81-83
 Afonso, William _____ 1963-64, '66
 Afusia, Kody _____ 2011-14
 Agbayani, Brendyn _____ 1995
 Ahui, Keali'i _____ 2002-03
 Ah Loo, Kyle _____ 1986-87
 Ah New, Joseph _____ 1951
 Ah Quin, Zeff _____ 1996, 1998
 Ah Sam, Mahealani _____ 1954
 Ah Soon, Keith _____ 2005-08
 Ah You, Wade _____ 1951
 Ah Yuen, Keith _____ 1978-81
 Ahart, William _____ 1978
 Ahmad, Po'okela _____ 2007-10
 Ahrens, Roy _____ 1934-36
 Ahu, Aran _____ 1970, '72-73
 Ahu, Bobby _____ 1969
 Ahuna, Augustine _____ 1934-35
 Ahuna, William _____ 1932-35
 Aikman, Al _____ 1966
 Aina, Punahou _____ 1994-95, '97
 Ainoma, Dan _____ 1923, '25
 Aiu, Charles _____ 1972-75
 Aiwohi, Francis _____ 1930-33
 Akana, Ben _____ 1946
 Akana, Kekuhaupio _____ 1979-80
 Akee Choy, Vernon _____ 1936-39
 Akeo, Lester _____ 1957
 Aki, George _____ 1934-36
 Akina, Kainoa _____ 2003-05
 Akins, Curtis _____ 1974-75
 Akiona, Francis _____ 1946
 Akiu, Mike _____ 1982-84
 Akiu, Mike Jr. _____ 2002-03
 Akoteu, Sam _____ 2016-19
 Akpan, Tony _____ 2003-05
 Ala, Houston _____ 2000-03
 Ala, Tui _____ 2000
 Ala, Tuinana _____ 1973-74
 Alama-Francis, Ikaika _____ 2003-06
 Alapa, Keani _____ 2000-03
 Albino, Peter _____ 1991
 Alcantara, Felix _____ 1968-70
 Aleaga, Link _____ 1987
 Alencastre, Melvin _____ 1950-51
 Alexander, Carl _____ 1982-84
 Alexander, Greg _____ 2008-09
 Alexander, Kirk _____ 2005-06
 Alfonso, William _____ 1965
 Alipiule, Al _____ 1992-93
 Allen, Dejon _____ 2014-17
 Allen, Gary _____ 1978-81
 Allen, Walter _____ 1975
 Allen-Jones, Cameron _____ 2007-08
 Allen-Jones, CJ _____ 2004, '06-08
 Almadova, Bryan _____ 1980-82
 Alo, Edmund _____ 1951
 Alo, Kaeo _____ 2012
 Alo, Kamalani _____ 2010-13
 Alo, Kima _____ 2009

Alo, Simeon _____ 1969-70, '72-73
 Alualu, Tupu _____ 1993-95
 Amadi, Chinedu _____ 2012
 Amii, Grant _____ 1965, 1972
 Amina, Jay _____ 1997
 Amona, William _____ 1946
 Among, William _____ 1930-33
 Amosa, Amosa _____ 1985-88
 Amosa, Lene _____ 1991-93
 Amrein, Todd _____ 1987
 Anae, Brad _____ 1976
 Anderson, Carlos _____ 1991-94
 Anderson, Herbert _____ 1964
 Anderson, John _____ 1933
 Anderson, Michael _____ 1995
 Andrews, Alapa'i _____ 2000-02
 Anguay, Samson _____ 2013-14, '16
 Annillo, John _____ 1974, '76
 Anzai, David _____ 1964
 Aoki, Paul _____ 1966-68
 Apao, Dick _____ 1958
 Apao, Dirk _____ 1984-85
 Apelu, Augie _____ 1987-89
 Apisa, Bill _____ 1963-64
 Apo, Andrew _____ 1937
 Apoliana, Francis _____ 1936
 Apuakehau, Sani _____ 1994
 Araffles, Damien _____ 1998
 Araki, Charles _____ 1952-55
 Ariellano, Dino _____ 1981-82
 Arimoto, Melvin _____ 1960, '62-63
 Arioli, Ronald _____ 1953
 Ariyoshi, Henry _____ 1952-55
 Armstrong, Feiamma _____
 _____ 1999-2000
 Armstrong-Brown, Marcus _____
 _____ 2017-18
 Arnold, John _____ 1972
 Arnold, Larry _____ 1967-69
 Arvanetis, Mike _____ 1977-78
 Asami, Yoshiji _____ 1949-51
 Asato, Aaron _____ 1965
 Asato, Jimmy _____ 1949-51
 Ash, Terry _____ 1965
 Asmus, Jim _____ 1979-80
 Au, Robert _____ 1959-60, '62
 Audick, Daniel _____ 1974-76
 Aufai, Josh _____ 2006
 Augafa, Justice _____ 2018-19
 Austin, Blase _____ 1997
 Austin, Leon _____ 1986-87
 Austin, Phil _____ 1998-99
 Austin, Shane _____ 2009-11
 Autele, Tasi _____ 1990-91
 Avery, Joe _____ 2008-11
 Avila, Joaquin _____ 1997-2000
 Awai, Dan _____ 1954
 Awai, Garrett _____ 1991
 Aways, Payton _____ 2019
 Awtrye, Ramon _____ 1953
 Ayat, Justin _____ 2001-04
 Ayeni, Rufus _____ 1996-97
 Ayers, Bill _____ 1967-68, '70
 Ayers, Pat _____ 1962
 Ayers, William _____ 1966

◀ B-B-B ▶

Babcock, Frank _____ 1955
 Babers, Dino _____ 1979-80, '82-83
 Babka, Beau _____ 1981
 Bacon, James _____ 1946-47, '49
 Bain, Aaron _____ 2005-08

Bain, John _____ 1970-71
 Baird, Jeff _____ 1999
 Baker, Billy _____ 1971-72
 Baker, Kevin _____ 1977
 Baker, Noland _____ 1978, '80-81
 Balangitao, Joe _____ 1952
 Barbour, Dave _____ 1977-78
 Barker, Ammon _____ 2014-17
 Barnes, Jack _____ 1970-71
 Barnett, Joaquin _____ 1987-90
 Barsuk, Jim _____ 1969-70
 Bartz, Denis _____ 1971
 Bass, Mike _____ 2001-03
 Bass, Ray _____ 2004
 Battin, Ryan _____ 1994-95, '97
 Battle, Marvin _____ 1976
 Bauman, Neal _____ 1966
 Bayne, Wendell _____ 1937
 Bayus, Tony _____ 1975
 Beasley, Brian _____ 1974
 Beaver, Alfred _____ 1963
 Beazley, Michael _____ 1981,
 _____ '83-85
 Belcher, Brian _____ 1985-87
 Belcher, William _____ 1960
 Bell, Charles _____ 1960, '62
 Bell, Craig _____ 2009
 Bell, David _____ 1963
 Bell, George _____ 1977-80
 Bell, John _____ 1979-80
 Bell, Terence _____ 2010-11
 Bell, William _____ 1984-87
 Bengston, Mike _____ 1969
 Bennett, Hal _____ 1976
 Bennett, Mike _____ 1992-94
 Bennett, Omar _____ 2002
 Benzo, Guy _____ 1990
 Bento, Martin _____ 1991
 Bernal-Wendt, Stephan _____ 2017-19
 Bernard, Isaiah _____ 2015, '17
 Berry, Stanley _____ 1973-76
 Berryman, Dan _____ 2000
 Bess, Davone _____ 2005-07
 Bessette, Charles _____ 1946-49
 Bethea, J.D. _____ 1980-81
 Bethley, Khoury _____ 2018-19
 Bethune, Benny _____ 1973-74
 Bhonapha, Keith _____ 1999-2002
 Bickford, Gene _____ 1971
 Bilbro, Chris _____ 1966-67
 Birdsong, Norris _____ 1975-76
 Biscotti, Mike _____ 1970-72
 Black, Chris _____ 2008-09
 Black, Wayne _____ 1978-79
 Blackburn, Ikaika _____ 2001-04
 Blackburn, Orlando _____ 1931
 Blackstead, Ted _____ 1931
 Blakeney, Robby _____ 1992-95
 Blangiardi, Rick _____ 1965-66
 Blount, Dustin _____ 2009-10
 Bobbitt, Celnell _____ 1995, '98
 Bondi, Mauro _____ 2015
 Bonner, Bill _____ 1947-50
 Borden, Kamuela _____ 2018
 Borden, Kawika _____ 2011, '13
 Borden, Noah _____ 2015-18
 Boskie, Phillip _____ 1953
 Botelho, Don _____ 1954-57
 Bouit, Johann _____ 1991-93
 Bourne, Peter _____ 1972
 Bowens, Kwamane _____ 2013
 Boyda, Bill _____ 1968-70

Boyle, Michael _____ 2018
 Bradley, Rodney _____ 2009-10
 Bradley, Wayne _____ 1974
 Bradshaw, English _____ 1964
 Brady, Kerry _____ 1985
 Branch, Darrick _____ 1989-92
 Brantley, David _____ 1989-90
 Brash, Lionel _____ 1947
 Bratcher, Buck _____ 1932-33
 Bredy, Jeff _____ 1994-95
 Breland, Jeff _____ 1981, '83
 Brennan, Colt _____ 2005-07
 Brewster, Michael _____ 2002-04
 Brickner, Francis _____ 1937
 Briggs, Walter _____ 1986-89
 Bright, Ben _____ 1995-98
 Bright, Darius _____ 2011-12
 Briner, Howard _____ 1937
 Broad, Gordon _____ 1964
 Broadway, Lamar _____ 2002-05
 Brockaw, David _____ 1975-77
 Brodie, Lex _____ 1934-35
 Brogan, Tom _____ 1952
 Brogan, William _____ 2006
 Broman, Max _____ 2016-17
 Brooks, Attrice _____ 1999
 Brooks, Kent _____ 1965
 Brooks, Rinda _____ 1997, 2000
 Brown, Aaron _____ 2010-11
 Brown, Abe _____ 1971-72
 Brown, Allen _____ 1925
 Brown, Chris _____ 1999-2002
 Brown, Clive _____ 1959
 Brown, Du _____ 2016-17
 Brown, Ronald _____ 1950
 Brown, Tyrone _____ 2002-03
 Browne, Danny _____ 1981
 Brownholtz, Cole _____ 2017
 Bruce, Steve _____ 1972
 Brunn, Keliam _____ 2019
 Bryant, Jeramy _____ 2009-10
 Buchanan, Tim _____ 1968
 Buckley, Brian _____ 1967-68
 Bukoski, Duke _____ 2014-15
 Bunn, Dale _____ 1975
 Burso, Alex _____ 1937-38
 Bush, Ellsworth _____ 1950-52
 Butler, Dejaun _____ 2015-16
 Butler, Ray _____ 1981-82
 Butts, Sean _____ 1999-2002
 Byrd II, Cedric _____ 2018-19

◀ C-C-C ▶

Cabral, Jeff _____ 1977-79
 Cader, Dan _____ 1974
 Cadiz, Joey _____ 2010-11
 Calhoun, Akili _____ 1989-91
 Calveria, Francis _____ 1962-64
 Camanse-Stevens, Makoa _____
 _____ 2015-16
 Cambra, Bruce _____ 1962
 Cambra, Jules _____ 1956-59
 Cambra, Lowell _____ 1962
 Cameron, John _____ 1955
 Campbell, Bob M. _____ 1962-63
 Campbell, Bob P. _____ 1962
 Campbell, Calvin _____ 1940
 Campbell, Tavis _____ 1999-2000
 Canon, Ryan _____ 2000
 Carey, James _____ 1936
 Carey, Tim _____ 1997
 Carmichael, Sidney _____ 1936

ALL-TIME LETTERWINNERS

Carmona, Camron _____ 2007	Cofer, Craig _____ 2011-13	Davis, JoPierre _____ 2006-08	Eldridge, Tevarua ____ 2015-18
Carpenter, Dan _____ 1965	Colbert, Justin ____ 1999-2002	Davis, Lametrius ____ 2009-10	Eleneki, Benedict ____ 1936-37
Carpenter, Richard ____ 1949-52	Cole, Larry _____ 1967	Davis, Mark _____ 1972	Eletise, Michael _____ 2019
Carpenter, Thomas _____ 1946	Coleman, Anapuni _____ 2005	Davis, Melvin _____ 2015, '18	Eli, Asotui _____ 2015-17
Carroll, John _____ 1960, '62	Coleman, Duane 1979, '81-83	Davis, Trevor _____ 2011-12	Elias, James 1980-81, '83-84
Carroll, Sam _____ 1984-87	Coleman, Tim _____ 1978	Dawson, Charles _____ 1948	Elimimian, Abraham 2001-04
Carson, Glenn _____ 1992-94	Coleman, William ____ 1946-48	Dean, Desmond _____ 2011	Elimimian, Solomon 2005-08
Carter, Dwight _____ 1998-99	Collie, Dylan _____ 2015-17	Dearing, Garrett _____ 2002	Ellerson, Rich ____ 1974, '76-77
Carter, James _____ 1974-75	Collins, Louis _____ 1923-25	DeCuir, Daryl _____ 1975	Ellis, Agenhart Jr. 1963-65, '66
Carter, Michael _____ 1990-93	Collins, Louis ____ 1940, '46-48	Deering, Tay _____ 1954	Ellis, Agenhart III ____ 1992-95
Carvalho, Bernard ____ 1980-83	Collins, Sam _____ 1996-97	deLaura, Davey ____ 1998-2000	Ellis, Bennie _____ 1966
Casillas, Carlos _____ 1965	Collins, Scott _____ 2010	deLaura, Mel _____ 1974	Ellison, Gary _____ 1994-97
Cassel, Kolney _____ 2018	Coloma, Burton ____ 1977-79	deLima, Abner _____ 1955-57	Emerson, Nalu _____ 2019
Cassidy, Murray _____ 1969-70	Colvin, John _____ 1963	deMattei, Gaetano ____ 2014-15	Endo, Peter ____ 1959, 1963-64
Castillo, Romy _____ 1969	Conkling, Lloyd ____ 1939-40	Derby, Brian _____ 1982-85	Enos, Rykin _____ 2010-12
Castro, Jeremy _____ 2014-15	Conley, John _____ 1972	DeRego, Larry _____ 1959	Enos, Scott _____ 2009-10
Castro, Lyle _____ 1999, 2003	Conley, Kent _____ 1977-78	Derr, Glenn _____ 1958	Erwin, Lawrence _____ 1962-64
Castro, Nick _____ 1981, '83	Cook, Larry _____ 1967	Desoto, Manny ____ 1971-74	Escobar, Carlos _____ 1958
Cavaco, Rusell _____ 1965	Cooper, Foti _____ 1984	Dew, Ben _____ 2013	Esera, Tala _____ 2003-06
Cavaco-Amoy, Ho'oikaika _____	Corazza, Ron _____ 1966	Dias, Clarence _____ 1940	Espiau, Jacob ____ 1999-2000
_____ 2010, '12	Cordeiro, Chevan ____ 2018-19	Dias, Clarence _____ 1950	Espinda, Alfred ____ 1934-37
Chan, Earnest _____ 1930-31	Correa, Haku _____ 2009-12	Dias, Ernest _____ 1936	Espinda, Leonard ____ 1937-38
Chang, Gordon _____ 1952	Correa, La'anui ____ 2000-02	Dickerson, Ken _____ 1946	Espinoza, Bo _____ 1998-99
Chang, Timmy 2000, 2002-04	Correia, Joe _____ 1998-99	Dickerson, Ross ____ 2003-06	Estes, John _____ 2006-09
Chapman, Brian ____ 1994-97	Costello, Jim _____ 1969-70	Dietrich, Greg _____ 1967	Estes, Kenny ____ 2007, '09-11
Chappell, Mark _____ 1987	Costello, Rich _____ 1966	Dietschy, Steve ____ 1999-2000	Estores, John _____ 1965
Charles, Jade _____ 1997	Coughlin, Pat _____ 1967	Dileso, Anthony _____ 1997	Evans, Clark _____ 2012-13
Chavies, Sylvester ____ 1972-73	Coulson, Michael ____ 1988-89	Dillehay, Dick _____ 1967	Ewaliko, Keelan ____ 2014-17
Cheney, Gary _____ 1972	Coulter, Robert ____ 1939-40	Dimude, Chizzy ____ 2009-10	
Cherry, Raphael _____ 1981-84	Cox, Jon _____ 1966	Dine, Charles _____ 1956	◀ F-F-F ▶
Chibana, Warren _____ 1951	Cox, Mario _____ 2005	Directo, Dana _____ 1986-89	Faagau, Wesley ____ 2017, '19
Ching, Clayton _____ 1955-56	Cox, Nalei _____ 1991-94	Doi, Herbert _____ 1947-49	Faaliliu, Donny _____ 2001
Ching, Shawn _____ 1988-91	Cravalho, Josiah ____ 2002	Doi, Mansfield ____ 1948-50	Faalologo, Penitito ____ 2014-17
Chistekoff, Greg _____ 1990	Cravens, Siaki ____ 2010-11	Doi, Masato _____ 1954	Faaloa, Nuu _____ 1982-85
Chock, Colin _____ 1954-57	Crayton, Earl _____ 1970, '72	Dombroski, Paul _____ 1976	Faamumu, Andrew ____ 2009-11
Chock, Harry _____ 1939-40	Crichton, Don _____ 1981, '83	Domingo, Alfredo 1958, '60, '62	Faavae, Brown _____ 2003
Choi, Andrew _____ 2018-19	Crosby, George _____ 1971	Dominique, Jay ____ 2017-18	Faavae, Junior _____ 1991-94
Choi, Zeno _____ 2015-18	Cross, Chris _____ 1965	Donovan, Jim _____ 1981-82	Faavi, Derek _____ 2002-05
Chong, Elroy _____ 1971-72	Cross, William _____ 1951	Donovan, Joshua ____ 2012-15	Faga, Matt _____ 2003-04
Choo, Andrew _____ 1946-49	Crouch, Richard _____ 1968	Dornfield, Dick _____ 1960	Failautusi, Foti _____ 1983
Chopp, Alonzo _____ 2005-08	Crowell, Danny _____ 1984-86	Dorothy, Lee _____ 1962-63	Faimealelei, Justin ____ 2004-05
Chow, Mike _____ 1963-65	Crowell, Robert ____ 1946-47	Dorsey, Larry _____ 1974-76	Fakava, Heikoti _____ 1985-88
Choy, Kaha'i _____ 2010	Cruikshank, Bruce ____ 1923-25	Dower, Frank _____ 1946-47	Falemalu, Paipai ____ 2009-12
Christian, Steven ____ 2010	Cruikshank, Ed _____ 1962	Dowling, Jameel ____ 2008	Falemalu, Rashaan ____ 2016-18
Chu, Abraham _____ 1951	Cruikshank, Jim ____ 1922-25	Drager, John _____ 1931-32	Fanning, James _____ 1960
Chun, Kenton _____ 2011	Cruise, James _____ 1955	Dreisbach, Jude ____ 1993-94	Faramio, Preston ____ 2000-01
Chun, Marc _____ 1971	Cruz, Luibeck _____ 1955	Dreukworth, John ____ 1971-72	Farmer, Brad _____ 1976
Chung, Kai Bong ____ 1940, '46	Cullinan, Brent ____ 1979-80	Duncan, Dan _____ 1989-91	Farmer, David _____ 2005-08
Chung, Kaiwi _____ 2016-18	Cummins, Greg ____ 1977-78	Dunn, Herbert _____ 1936	Farmer, Jamal _____ 1989-91
Chung, Kayo _____ 1936-39	Cunningham, Phil ____ 1992-95	Dunnachie, Alex ____ 2009-12	Farney, Mitch _____ 2007
Chung, Norman ____ 1960, '62	Curnan, Ikaika ____ 2002-05	Dunston, Bill _____ 1968	Farris II, Rojesterman 2016-19
Chung, Raymond _____ 1951	Currie, Bob _____ 1970-71	Durington, Alika ____ 2003	Fatafahi, Wilson ____ 1967-69
Ciacchi, Lane _____ 1973	Cyrus, John _____ 1971, '73	Dustin, Rick _____ 1969-70	Faumui, Taase _____ 1991-93
Clapp, Justin _____ 2010-12		Dutra, Charlie _____ 2001	Feigh, Tim _____ 1972-74
Clark, Chester _____ 1971	◀ D-D-D ▶	Duva, Jeff _____ 1977-78	Fellezs, Sherwin 1952, '55-56
Clark, George _____ 1933-36	Daily-Lyles, George ____ 2010-13	Dworsky, David _____ 1969-71	Fenderson, James 1999-2000
Clark, Nicky _____ 1975	Dale, Elijah _____ 2018	Dyas, David _____ 1983-86	Fergerstrom, Victor ____ 2004-06
Clark, Tom _____ 1977-78	Daley, Brenden ____ 2012-13	Dyer, Skippy _____ 1955-56	Ferguson, Jason _____ 2004-05
Clarke, Ben _____ 2012-15	Daley, Ricky _____ 1996		Fernandez, Charles ____ 1949
Clay, Brian _____ 2011	Dalton, Donovan ____ 2018-19	◀ E-E-E ▶	Fernandez, Charlie ____ 1932
Clay, Charles _____ 2011-13	Dang, Johnny _____ 1946-49	Eagle, Dave _____ 1962	Fernandez, Ed _____ 1923-26
Clay, Tonnie _____ 1983	Daniel, Clint _____ 2010	Ealy, Mekel _____ 2019	Fernandez, Vince 1958-59, '60
Cleveland, Andrew ____ 1973-76	Daniels, Harry _____ 1952-54	Eaton, Brandon ____ 2002-05	Fernandez, Walters ____ 1925-26
Clore, Victor _____ 2006-09	Danielson, William ____ 1984	Eby, Harry _____ 1936	Ferreira, Edwin _____ 1949
Clowers, Brett _____ 2000-01	Darke, Billy _____ 1967	Edens, Pat _____ 1967	Fiaseu, Pesefea Jr. ____ 2002
Cluney, Wilson _____ 2002-03	David, Paul _____ 1969	Edgar, Anthony ____ 1981-82	Field, Harry _____ 1930
Cobb-Adams, Kamuela _____	Davies, Pete _____ 1962	Edralin, Daryl ____ 1976	Fife, Chris _____ 1981-82
_____ 1995-98	Davis, Cortez _____ 2019	Edwards, Mike ____ 2011-12	Fiso, Steven _____ 2019
Cockett, Frank _____ 1936	Davis, Dan _____ 1972	Edwards, Tala _____ 1984	Fitisemanu, Aui ____ 1981-82
Cockett, Herbert _____ 1936-38	Davis, Eddie _____ 1971	Ekno, Jonathan ____ 2001-04	Fitzpatrick, Brian ____ 1966-69
Cockett, Robert _____ 1964	Davis, Joe Gary _____ 1975	Elam, Jason ____ 1988-89, 91-92	Fitzsimmons, Art _____ 1947
Cockheran, Jeremiah 2002-03	Davis, Joe Louis ____ 1991	Elam, Matt _____ 1997-99	Flauta, George _____ 1953

ALL-TIME LETTERWINNERS

Flaws, Frank _____ 1972
 Fletcher, George 1980, '82-84
 Fletcher, Mike _____ 1974, '76
 Fletcher, Nathan _____ 1978, '80
 Flint, Jared _____ 2001
 Flores, Quentin 1982, '84-85
 Fo, Mark _____ 1974
 Follner, Matt _____ 1985
 Fong, Harold _____ 1937
 Fonoti, John _____ 2005, '07-09
 Fonseca, Travis _____ 1990-93
 Fontes, Ray _____ 1969-70
 Fonua, Benetton _____ 2012-15
 Fotee, Ed _____ 1969-70
 Ford, Eugene _____ 2017-19
 Forester, Briton _____ 2006-07
 Forneris, Louis _____ 1968
 Forns, John _____ 1966
 Forney, Kynan _____ 1998, 2000
 Foster, Emil _____ 1956
 Foster, Ronald _____ 1960
 Foster, Sam _____ 1956-59
 Fowler, Donald _____ 1951, '53
 Fragas, Harding _____ 1966-67
 Francisco, Akil _____ 2018-19
 Franco, Alfred _____ 1952
 Frank, Larry _____ 1970-71
 Frazier, Thomas _____ 2004
 Freeman, John _____ 1989-90
 Freitas, Glenn _____ 1993-96
 Freitas, Hartwell _____ 1952-55
 Freitas, Robin _____ 1966
 Frias, Renfred _____ 1988-89
 Friel, Calen _____ 2013-14
 Fritzpatrick, Bruce _____ 1971
 Fruean, B.J. _____ 2005
 Fruean, Renolds _____ 2005-06
 Fruechtel, Tom _____ 1969-71
 Fuata, Lui _____ 1999-2002
 Fuga, Lui 1999-2000, '03-04
 Fujishige, Mitsuo _____ 1933-35
 Fujiwara, George _____ 1949-52
 Fukumoto, Clyde _____ 1965
 Fukunaga, Ryan _____ 1964-65, '66-67

◀ G-G-G ▶

Gabriel, Garrett _____ 1987-90
 Gaetano, Bill _____ 1969, '71
 Gagen, Tom _____ 1970
 Gaison, Blane _____ 1976, '78-80
 Galdeira, Guyton _____ 2005-08
 Galeai, Fiti _____ 1993
 Galeai, Josh _____ 2002
 Galimba, Raschad _____ 1982, '84
 Gant, Chris _____ 2012-13
 Garcia, Harold _____ 1968
 Garcia, Ray _____ 1962
 Garcia-Williams, Jerrol _____ 2012-13, '15-16
 Gardener, Mark _____ 1982-83
 Garland, Jamal _____ 1999-2000
 Garland, Lloyd _____ 1960
 Garner, Miles _____ 1997-2000
 Garnier, Chris _____ 1998-99
 Gaskill, Chris _____ 1985-87
 Gatewood, Donald _____ 1964

Gaudion, Stan _____ 2017-19
 Gay, Howard _____ 1969-70
 Gearing, Vernon _____ 1979, '81-82
 Gener, Julian _____ 2014-15
 George, Henry _____ 1957-58
 George, Indie _____ 1929-32
 George, Kanale _____ 2000, '02
 George, Nolan _____ 1956-59
 George, Phil _____ 1973-76
 George, Talbot _____ 1957-58
 Gerard, Austin _____ 2016-17
 Gerner, Einer _____ 1936-38
 Gibson, Jim _____ 1965
 Gibson, Keith _____ 1974
 Gibson, Mike _____ 1979-80
 Gifford, Ka'aumoana _____ 2015-16
 Gilbertson, Keith _____ 1970
 Gilbride, Kevin _____ 2000
 Gilliam, Edward _____ 1974
 Gilmore, David _____ 2000-03
 Ginnacle, Brysen _____ 2007-08, '10
 Glover, Rodney _____ 1992-95
 Godinet, Tony _____ 1989-90
 Goas, John _____ 1983-85
 Goetas, Larry _____ 1979-82
 Goetas, Leo _____ 1985, '87-89
 Goetas, Levi _____ 2010
 Gomard, James _____ 1946-49
 Gomes, Dexter _____ 1972-74
 Gomes, Jordan _____ 2009-11
 Gonsalves, Maikai _____ 1933-36
 Gonzales, Stephen _____ 1996, '98
 Goo, Kendall _____ 1991-94
 Goodman, Curtis _____ 1974-76
 Goodrich, Dennis _____ 1965-68
 Goodwin, Dan _____ 1967
 Gordon, Brian _____ 1990-93
 Gordon, John _____ 1970
 Gordon, Patrick _____ 1989
 Gosling, Doug _____ 1999-2000
 Gossett, Neal _____ 2000-02
 Graham, Gery _____ 1995-97
 Graham, Jeff _____ 1975-76
 Graham, Taylor _____ 2013-14
 Grant, Robert _____ 1998-2001
 Grant, Russell _____ 1996
 Grant, Steve _____ 1968-69
 Grasso, Tim _____ 2007-08
 Graunke, Tyler _____ 2005-08
 Graves, David _____ 2010-12
 Graves, Emil _____ 2018-19
 Gray, Ryan _____ 1998-99
 Gray, Tom _____ 1958, '60
 Greeley, Kade _____ 2017
 Green, Alex _____ 2009-10
 Green, Daryl _____ 1991-93
 Green, Gerald _____ 1976-77
 Green III, James _____ 2019
 Green, Ryan _____ 1996
 Greg, Mike _____ 1969
 Gregory, Will _____ 2012
 Grice, Regis _____ 1973-74
 Grice-Mullen, Ryan _____ 2005-07
 Griffin, David _____ 2013
 Grimes, Tony _____ 2012
 Grissam, Walter _____ 1992, '94-95
 Guigni, Henry _____ 1946-47
 Guild, Walt _____ 1978-79
 Gutierrez, Moses _____ 1972-73
 Guzman, Ruben _____ 2013-14

◀ H-H-H ▶

Haake, Alvin _____ 1946
 Haake, Phil _____ 1946-48
 Hackbarth, Alan _____ 1998
 Hadama, Richard _____ 1954-56
 Hadan, Don _____ 1967
 Hadden, Tyler _____ 2011-14
 Hafoka, David _____ 2010
 Hagger, Davasyia _____ 2015-16
 Haggerty, Kevin _____ 1983
 Haines, Bruce _____ 1954-56
 Hale, Barry _____ 1968
 Haley, Wayne _____ 1966
 Hall, Michael _____ 1960
 Hall, Ron _____ 1983, '85-86
 Hall, Ronald _____ 1956
 Hall, Ryan _____ 2012
 Hamilton, O.J. _____ 1978-79
 Hammond, John _____ 1967-68
 Han, Howard _____ 1951
 Han, Paul _____ 1962
 Hanawahine, Bryan _____ 1975-78
 Hanchett, Harry _____ 1957
 Haneberg, Scott _____ 1972-73
 Hanes, David _____ 1966
 Hanna, Sam _____ 1969
 Hanneman, Nephi _____ 1964
 Hannum, Eric _____ 1996-97, '99-2000
 Hanohano, Geordon _____ 2009-12
 Hanohano, Moses _____ 1937
 Hansen, Austin _____ 2008-11
 Hansen, Ray _____ 1963
 Hanson, Deacon _____ 1991-93
 Hanson, John _____ 1978
 Hao, John _____ 1992-95
 Hapai, Henry _____ 1934-35
 Harada, Allan _____ 1960
 Hardesty, Lee _____ 1955
 Harding, Matthew _____ 1992-95
 Harding, Scott _____ 2011-14
 Hardy-Tuliau, John _____ 2010-13
 Harley, Patrick Lavar _____ 2001-03
 Harmon, Paul _____ 2005
 Harper, Kenny _____ 1990-91
 Harrington, Dan _____ 1972
 Harrington, David _____ 1964
 Harris, Channon _____ 1999-2001
 Harris, Paul _____ 2015-16
 Harris, Shawn _____ 1994
 Harris, Vaness _____ 1975-76
 Harrison, Larry _____ 1967
 Harrison, Mike _____ 1999-2000
 Hart, Richard _____ 1940
 Haslip, Wilbert _____ 1975-78
 Hatcher, Donnell _____ 1985
 Hawkins, Jakeem _____ 2007
 Hawkins, Josh _____ 1996
 Hawthorne, C.J. _____ 2006-07
 Hayakawa, Kenichi _____ 1935
 Hayes, Cameron _____ 2016, '18
 Haynes, Vasquez _____ 2013, '15
 Haynes, Warren _____ 1936-38
 Haynes, Winston _____ 1990-91
 Hazama, Ralph _____ 1954
 Head, William _____ 1958
 Heard, Jesse _____ 1974-76
 Hedges, Donald _____ 1951
 Heffernan, Tom _____ 1988, '90-91
 Heminger, Murray _____ 1925
 Hemmings, Fred _____ 1966
 Hemphill, Fred _____ 1980, '82-84

Henderson, Demitreus _____
 _____ 1992-94, '96
 Henderson, Robert _____ 1939-40
 Henderson, Trayvon _____ 2013-14, '16-17
 Hendrie, Max _____ 2017-18
 Henry, Ryan _____ 2009-10
 Hensley, Chad _____ 1967
 Hensley, J.R. _____ 2016-19
 Herbert, Clifton _____ 2000-03
 Herezog, Laddie _____ 1964
 Hernandez, Mark _____ 1994-96
 Herrold, Don _____ 1973-75
 Heun, Jake _____ 2009-10
 Hewett, Kenny _____ 1984
 Hewitt, George _____ 1965
 Hicks, Kalen _____ 2016-19
 Hidalgo, Bob _____ 1959
 Higa, Richard _____ 1981-84
 Higgins, Jeremy _____ 2012-14
 Higgins, Jimmy _____ 1984-85
 Higgins, Parker _____ 2019
 Hildebrand, Mike _____ 1966
 Hill, Keith _____ 1977-79
 Hill, Steve _____ 1969-70
 Himeno, Stanley _____ 1948-49
 Hindle, Bill _____ 1958
 Hipa, Daniel _____ 1946
 Hirahara, Ron _____ 1962
 Hirohata, Kenneth _____ 1960, '62
 Hirohata, Milton _____ 1958-60, '62
 Hirota, Cy _____ 1991-93
 Hirota, Jyun _____ 1946-48
 Hisatake, Ray _____ 2008-09
 Hittner, Brian _____ 2014-15
 Ho, Curtis _____ 1949-50
 Ho, Donald _____ 1950
 Ho-Ching, Daniel _____ 1995, '97-99
 Ho Ching, Tauivi _____ 2019
 Hodge, Don _____ 1959
 Hodges, John _____ 1940
 Hoffman, John _____ 1967-68
 Hogan, Omega _____ 2002-04
 Holbrook, Mark _____ 1958
 Hollingsworth, Cameron _____
 _____ 2002-04
 Hollis, RJ _____ 2014-16
 Hollowell, Britt _____ 1993
 Holly III, Fred _____ 2017-19
 Holmes, Albert _____ 1970, '72-73
 Holmes, Emory _____ 1967-68
 Holokai, Benjamin _____ 1957-58
 Holt, James _____ 1955
 Holt, Lemon "Rusty" _____ 1927-29
 Holt, Walter _____ 1925
 Holyfield, Tony _____ 1978-81
 Hong, Bill _____ 1962-64
 Hong, George _____ 1947-48
 Ho'ohuli, Watson _____ 2001, '03-04
 Hookano, Glenn _____ 1969-70
 Hopewell, Henry _____ 1932-33
 Hopkins, Tank _____ 2009, '11
 Hough, Dick _____ 1967
 Howell, Noel _____ 1929-31
 Hrdlicka, Rick _____ 1964-65, '67
 Hubbard, Len _____ 1966
 Huber, Jack _____ 1938
 Hudgins, Scott _____ 1973
 Hudson-Rasmussen, Manu _____
 _____ 2017-18
 Huffman, Ralph _____ 1960

ALL-TIME LETTERWINNERS

Huggins, Jake _____ 2000
 Hugo, Buddy _____ 1985
 Hulsman, James _____ 1954
 Hune, Kendall _____ 2018-19
 Hunter, Al _____ 1994-97
 Hunter, Wayne _____ 2001-02
 Hurwitz, Loo _____ 1936
 Hutchinson, Carl _____ 1968

◀ I-H ▶

Ieru, Raphael _____ 2006-09
 Ikeda, Al _____ 1962-65
 Ilaoa, Nate _____ 2002, '05-06
 Iloilo, Adam _____ 2005
 Imamoto, Donald _____ 1953-54
 Inabata, Arthur _____ 1963
 Inferrera, Daniel _____ 2003
 Inferrera, Jeremy _____ 2003-04
 Ing, James _____ 1934-35
 Ing, Ronald _____ 1949-50
 Ingraham, Corky _____ 1974
 Ingraham, Randy _____ 1970-71
 Ingram, Jake _____ 2005-08
 Ingram, Jerome _____ 1984-85
 Ingram, Luke _____ 2009-12
 Inouye, Roy _____ 1951
 Iosefa, Joey _____ 2011-14
 Iosua, Mike _____ 1998-2001
 Iosua, Parson _____ 1981
 Isaacs, Alvin _____ 1947-48
 Ito, Genta _____ 2017-18
 Iwanaga, Archie _____ 1953, '57
 Izuka, Daniel _____ 1956-58

◀ J-JJ ▶

Jackson, Houdini _____ 1998
 Jackson, Jerrell _____ 2014
 Jackson, Kasey _____ 1996
 Jackson, Kevin _____ 2000-03
 Jackson, Larry _____ 1975
 Jackson, Marquez _____ 2006
 Jackson, Marrell _____ 2012-15
 Jackson, Mike _____ 1977-78
 Jackson, Nate _____ 1998-2001
 Jackson, Orin _____ 1972
 Jackson, Shaun _____ 1999
 Jackson, Sterling _____ 2011-12
 Jacobsen, Douglas _____ 1965-66
 Jacobson, Wilson _____ 1921-22
 Jardine, Keoni _____ 1977-80
 Jasper, Ivin _____ 1991-93
 Jasper, Jett _____ 2008-11
 Jefferson, Thadius _____ 1983-86
 Jenkins, Chuck _____ 1955
 Jenkins, Mark _____ 1995-97
 Jenkins, Patrick _____ 2002-03
 Jett, DeWayne _____ 1976-79
 Jiblibts, Eric _____ 1982
 Jiles, Jovon _____ 1998
 Joas, Pereese _____ 2014-15
 Johnson, Charles _____ 1936-38
 Johnson, Chris _____ 1977-78
 Johnson, Daniel _____ 2006-07, '09
 Johnson, Delmar _____ 1989, '91
 Johnson, Derek _____ 2000
 Johnson, Don _____ 1960-64
 Johnson, Greg _____ 1968-70
 Johnson, Jack _____ 1931-34
 Johnson, John _____ 2018-19
 Johnson, Marco _____ 1983, '85-87
 Johnson, M.L. _____ 1983-86
 Johnson, Sam _____ 1984
 Johnson, Shavondi _____ 1992-94

Johnson, Tom _____ 1971-72
 Jones, Aaron _____ 1968
 Jones, Floyd _____ 1974
 Jones, June _____ 1974
 Jones, Kennan _____ 2006
 Jones, Larry _____ 1986-89
 Jones, Lyndell _____ 1979-80
 Jones, Mike _____ 1967-69
 Jones, Warren _____ 1985, '87-88
 Jordan, Bill _____ 1964-65, '66-67
 Joseph, Neal _____ 1956
 Joy, Jim _____ 1985-87
 Judd, Clement _____ 1930
 Judd, Frank _____ 1933-35

◀ K-K-K ▶

Kaai, Bill _____ 1969-71
 Kaaialii, Mitchell _____ 1989-91
 Kaaihue, Henry _____ 1970
 Kaakua, Hiram _____ 1929-30
 Kaapuni, Sam _____ 1934-37
 Kaaua, Archie _____ 1924-25
 Kaawaluaole, Ted _____ 1957
 Kaeo, Bill _____ 1924-27
 Kafentzis, Kent _____ 1981-82, _____ 84-85
 Kafentzis, Kurt _____ 1981-84
 Kafentzis, Kyle _____ 1983-86
 Kafentzis, Landon _____ 2004-05
 Kafentzis, Mark _____ 1980-81
 Kafentzis, Mikhail _____ 2005
 Kafentzis, Sean _____ 1987
 Kafentzis, Tyson _____ 2005-08
 Kahahawai-Welch, Jonah _____ 2018-19
 Kahale, Chad _____ 2001-04
 Kahn, Zehrin _____ 1987
 Kahoano, Emlen _____ 1982-83
 Kahoano, Haku _____ 1988-91
 Kaho'ohanohano, Adrian _____ 1972-74
 Kaho'ohanohano, Frank _____ 1951
 Kahoane, Ken _____ 1950
 Kahuanui, Harry _____ 1946-49
 Kahuanui, Lance _____ 1972-75
 Kajioa, Shayne _____ 2000-03
 Kalakau, Willy _____ 1983-84
 Kalama, Lonn _____ 1996-97
 Kaleleiki, Kalani _____ 1986-89
 Kalili, James _____ 1967, '69-70
 Kalilimoku, Brad _____ 2004-07
 Kalilimoku, Chad _____ 2002-03
 Kaloi, Alex _____ 1974-76
 Kam, Wilfred _____ 1950
 Kama, Reynolds _____ 1992-94
 Kamai, Sean _____ 1991
 Kamaka, Tristin _____ 2018
 Kamakana, John _____ 1959
 Kamakana, Spencer _____ 1940
 Kamakawiwo'ole, Kalani _____ 2019
 Kamakawiwo'ole, Kila _____ 2002-05
 Kamakeeaina, Paulo _____ 1996
 Kamalani, Alva _____ 1947
 Kamana, Noa _____ 2019
 Kamana, William _____ 1974
 Kane, Aaron _____ 1985-87
 Kane, Eleu _____ 1997-98
 Kaneshiro, Gilbert _____ 1953-54
 Kaneshiro, Kai _____ 2018-19
 Kanoa, Manly III _____ 1998-2001

Kaonohi, Marques _____ 2003-06
 Kapanui, Chad _____ 2001-04
 Kapihe, Ellie _____ 1994-97
 Kaspari, Ralph _____ 1967-69
 Kasparovitch, Eugene _____ 1937
 Kato, Bill _____ 1973
 Kato, Walter _____ 1951-52
 Katoa, Danny _____ 1994-95
 Kau, Wendall _____ 1946
 Kauahi, Kani _____ 1981
 Kauaihilo, Norman _____ 1929-31
 Kauffman, Phil _____ 2001-04
 Kauhane, Fred _____ 1960
 Kauhane, Jacob _____ 1958
 Kauhane, Randy _____ 1965
 Kauh, Sione _____ 2016
 Kauka, Francis _____ 1936-39
 Kauka, Jonathan _____ 1999-2000
 Kaulia, Nuanu _____ 1988-91
 Kaulukukui, Joe _____ 1937-40
 Kaulukukui, Sol _____ 1946-49
 Kaulukukui, Thomas _____ 1934-37
 Kawaguchi, Ken _____ 1947, '49-50
 Kawakami, Rod _____ 1968-69
 Kawasaki, Harold _____ 1957-59, '60
 Kawawaki, Edward _____ 1953-56
 Kay, Rich _____ 1968-69
 Kealoha, Beldin _____ 1976-79
 Kealoha, Eddie _____ 1989-91
 Kealoha, James _____ 1974
 Kealoha, Joe _____ 1962-63
 Kealoha, Moses _____ 1949
 Keawe, Art _____ 1958-59
 Keckesen, Brian _____ 1975-78
 Keene, Jeffery _____ 2018-19
 Keith, Lance _____ 1960
 Kela, Samson _____ 1985
 Keliikipi, West _____ 2003-04
 Keliiliki, Hekili _____ 2018-19
 Keliipuleole, Irwin _____ 1959
 Kelly, Dan _____ 2005-08
 Kema-Kaleiwahea, Makani _____ 2015-16
 Kemfort, Robert _____ 1997-2000
 Kemp, Marcus _____ 2013-16
 Kennedy, Brannon _____ 1994-95
 Kenneybrew, Carl _____ 1979-82
 Keomaka, Ryan _____ 2004-07
 Khan, Zerim _____ 1990
 Khan-Smith, Larry _____ 1987-90
 Kia, Aaron _____ 2006-09
 Kiaaina, Ronald _____ 1946
 Kiesel-Kauhane, R.J. _____ 2006-09
 Kilbey, Keoni _____ 1990
 Kilcoyne, Kekoa _____ 1996-97
 Killen, Shephard _____ 1982-84
 Kim, Chin Do _____ 1937-40
 Kim, Edward _____ 1939
 Kim, Peter _____ 1978
 Kim, Phillip _____ 1951
 Kim, Stanward _____ 1939
 Kim, Wallace _____ 1956
 Kim, Yong Hee _____ 1930
 Kimura, Robert _____ 1946-47
 King, Donnie _____ 2011, '13-14
 King, Jack _____ 1930-31
 Kinilau, Sean _____ 1985-87
 Kinoshita, Thomas _____ 1964
 Kipper, Brandon _____ 2017
 Kirby, John _____ 1997, '99
 Kirkwood, Keith _____ 2013
 Kitagawa, Kenneth _____ 1956-59

Kiyosaki, Tom _____ 1948-49
 Kiyuna, Stan _____ 1962
 Klaneski, Eddie _____ 1994-97
 Kleidon, Greg _____ 2002
 Kleinkopf, Karl _____ 1968-69
 Klemm, Adrian _____ 1996-99
 Knight, Tom _____ 1976-78
 Knipple, Woody _____ 1984-85
 Ko, Young Suk _____ 1940
 Ko, Young Suk _____ 1949
 Koahi, Al _____ 1958
 Koani, Charlie _____ 1955
 Koga, Gilbert _____ 1951
 Kojima, Dwayne _____ 1993
 Koloamatangi, Leo _____ 2013-16
 Koloamatangi, Mefy _____ 2015-17
 Komatani, Harold _____ 1937-38, '40
 Komine, Britton _____ 2001-04
 Kozik, Franklin _____ 1937
 Kreutz, Henry _____ 1971
 Kretz, Paul _____ 1973
 Kua, Stan _____ 1978
 Kuboyama, Clint _____ 1994-95
 Kuewa, Kalamaku _____ 2018-19
 Kulbeth, Ralph _____ 1976
 Kuna, Steve _____ 1964-65
 Kunitomo, Casey _____ 1977
 Kuratani, Lawrence _____ 1952
 Kusunoki, Henry _____ 1932-35
 Kyle, Doug _____ 1979-81

◀ L-L-L ▶

Laanui, Roland _____ 1954-57
 LaBoy, Cliff _____ 1973-75
 LaBoy, Travis _____ 2001-03
 Lacey, Gerald _____ 1993-95
 LaCount, Kahai _____ 2003-06
 LaCount, Kainoa _____ 2009-10
 LaDay, Louis _____ 1987
 Ladd, Larry _____ 1965
 Laeli, Fale _____ 2005-08
 Lafaele, Michael _____ 2004-07
 Lai, Herbert _____ 1954
 Lakalaka, Steven _____ 2013-16
 Lalau, Eric _____ 1986-87
 Lam Ho, Wallace _____ 1946-47
 Lambert, Charles _____ 1946
 Lan, Robert _____ 1987
 Lane, Malcolm _____ 2006-08
 Langkilde, Marcus _____ 2013
 LaPointe, Stan _____ 1962-63
 Larsen, Greg _____ 1984-85
 Larsen, Lee _____ 1981-82
 Larsen, Walter _____ 1957-60
 Larson, Ron _____ 1962
 LaSalle, Steve _____ 1966-68
 Lataimua, Tevita _____ 2013
 Latuselua, Kala _____ 2003-04
 Lau, Fred _____ 1996-98
 Lau, Leonard _____ 1987
 Lau, Micah _____ 2004-07
 Lau, Norman _____ 1964
 Lau, Thomas _____ 1951
 Laulu, Jonah _____ 2018-19
 Laulu, Steve _____ 1996
 Laumoli, Jason _____ 2006-07
 Laurel, Art _____ 2010-13
 Laurel, Clayton _____ 2009-11
 Lavatai, Deroy _____ 1965
 Leaf, Jared _____ 2012
 Leahy, Bob _____ 1970
 Leano, Jerry _____ 1995

ALL-TIME LETTERWINNERS

Leatigaga, Chris ___2008-09
 Lee, Albert ___1939
 Lee, Curtis ___1968-69
 Lee, Francis ___1940
 Lee, Joseph ___1933-36
 Lee, Kalae ___2000-01
 Lee, Paul ___1971-73
 Lee, Sam ___1948
 Lee, Warren ___1965
 Lee-Ho, Zachary ___2003
 Lefiti, Matagisila ___2008-11
 Lefotu, Dave ___2011-14
 Legay, Levi ___2010-11
 Lelor, Steve ___1979-82
 Lei, Danny ___1981
 LeJay, Quincy ___1998-99
 Lelie, Ashley ___1999-2001
 Lemes, Al ___1925-26
 Lene, Jared ___2007
 Leon, Rich ___1968
 Leonard, Adam ___2005-08
 Leonard, Brett ___2010-11
 Leonard, Joshua ___2007-08
 Leong, Albert ___1939
 Leong, Franklin ___1957
 Leslie, Brandon ___2011-12
 Letuli, Laupepa 2006-08, '10
 Letz, William ___1971-73
 Levao, Kohl ___2018-19
 Livingston, John ___1983-86
 Lewis, Daniel, Jr. 2014-15, '17
 Lewis, Danney ___1988-89, '91
 Lewis, Gary ___1976-80
 Lewis, Gerard ___2006-07
 Lewis, Marlowe ___1991
 Liana, Bronson ___1998-2001
 Libre, Daniel ___2007-08
 Lillii, Faamita ___1991-93
 Lim, Elmer ___2010
 Lincoln, Roger ___1964
 Linkner, Dylan ___2005-08
 Lipp, Joey ___2007-09
 Lister, John ___2011-12
 Little, Walt ___1977-78
 Liu, Alan ___1972
 Liu, William ___1954
 Loeffler, Jordan ___2011-12
 Logan, Douglas ___1939
 Lolotai, Mana ___2007-10
 Lolotai, Waylon ___2010-11
 Loo, Keola ___2000
 Look, La'akea ___2016-17
 Look, Tim ___1949
 Lopati, Junior ___1984
 Lopes, John ___1973-75
 Lopes, Merv ___1980-81
 Lorenz, Tim ___1985
 Louis, Clarence ___1934-35
 Louis, Tony ___1933
 Lovell, Frank ___1939
 Lowe, John ___1937
 Loyd, Frank, Jr. ___2011-14
 Luck, Robert ___1965-66
 Lueke, Bob ___1972-73
 Lui, Robert ___1966
 Lum, David ___1936-37
 Lum, Francis ___1947-48
 Lum, Tennyson ___1960
 Lumford, Ricky ___1999-2000
 Lumpkin, George ___1970-71
 Luster, John ___1968-69
 Lutu, Leroy ___2011-12

Lutu-Carroll, Paul ___2004
 Lyman, Albert ___1930, '32-33
 Lyons, Harry ___1991-92
 Lyons, Jim ___1975
 Lyons, Tim ___1980-81
 Lysen, Paul ___1965

◀ M-M-M ▶

Ma'a, Thomas ___1953
 Ma'afala, Abu ___2002-03
 Ma'afala, Ben ___1985
 Ma'afala, Nick ___1985-86
 Macfarlane, Walter ___1926-29
 Maclean, Burton ___1960
 Macon, Johnny ___1994-97
 Maddox, Melvin ___1973
 Maeda, Nelson ___1977-79
 Maeva, David ___1987-90
 Mageo, Malachi ___2015-16
 Maggitt, Dee ___2011-14
 Mahaley, Antwan ___2006-09
 Mahelona, Steven ___2001
 Mahi, Don ___1969-70
 Mahoe, Ikaika ___2010
 Mahuka, Clayton ___1986-89
 Mai, Dave ___1966
 Maialoha, Solomon ___1937
 Maiava, Lesa ___1996
 Mailo, Anipati ___1999, 2003
 Maka, Francis ___2008
 Malabuyoc, Joseph ___2010
 Malala, Michael ___2005-06
 Malapit, Edward ___1951-52
 Malepeai, Marcus ___1993-95
 Malepeai, Marcus ___2011-14
 Mamiya, Christy ___1953-56
 Mamiya, George ___1949-51
 Mamiya, Richard ___1946-49
 Mane, Jason ___1994-96
 Maneafaiga, Bryan ___2004
 Manera, Paul ___1989-91
 Manners, Lono ___2002-05
 Manning, Ilm ___2018-19
 Manoa, David ___2014-17
 Mansfield, Jim ___1991-93
 Manuma, Matt ___2001-04
 Manuma, Steve ___1970-71
 Manutai, Lincoln ___2003-04
 Manutai, Saipele ___1974-75
 Manuwai, Makai ___2018-19
 Manuwai, Vincent 1999-2002
 Mapu, Simi ___1975
 Marcellino, Jerry ___1976-77
 Mardner, Nick ___2018-19
 Marino, Moses ___1951-52
 Marquardt, Ron ___1966-68
 Martin, Hubbard ___1976-78
 Martin, Michael ___2013-14
 Martinez, A.J. ___2005-07
 Martinez, José ___1998
 Martinson, Martin ___1930-31
 Masch, Zach ___2010-11
 Mashima, Alakai ___2018
 Masifilo, Daniel ___2013
 Massey, Bill ___1968-70
 Masters, John ___1972, '74
 Masterson, Ken ___1987
 Masuda, Raymond ___1959-60
 Mataafa, Mason ___2018-19
 Matagiese, Siasau ___2011-13
 Matautia, Solomon ___2016-19
 Mateo, Belgelrio ___1956

Matsui, Todd ___1999-2000
 Matsukawa, Sadao ___1950-53
 Matsuo, Kiyoshi ___1947-50
 Matsuo, Roy ___1957-58
 Matsushima, Harris 1974-77
 Matsuura, Abraham ___1939
 Matthews, DJuan ___2019
 Mauga, Ivan ___1991
 Mauia, Reagan ___2005-06
 May, John ___1974, '76-77
 Mayo, Jamal ___2015-16
 Mayo, Ken ___1969-70
 McAlevy, Charles ___1930
 McArthur, Dane ___1987-90
 McBriar, Mat ___2000-02
 McBride, Darryl ___2011-12
 McCagg, Dylan ___2012
 McCarthy, Tom ___1982-84
 McClain, Jimmy ___1998
 McCloud, Kim ___1987-90
 McCray, Patrick ___1986-87
 McCreery, Lew ___1952
 McDonald, Cole ___2017-19
 McElroy, Greg ___1977-78
 McGill, Kelly ___1991-94
 McGowen, Kim ___1974-77
 McGregor, Calvin ___1936
 McGregor, Ivanhoe ___1936
 McKale, Bill ___1979-80
 McKay, Nathan ___2006-08
 McKeague, Allan ___1956
 McKenzie, Boyd ___1937
 McKenzie, Gordon ___1936
 McLemore, Dana ___1978-81
 McLeod, Kingman ___1978-79
 McLin, Dennis ___1966
 McNicoll, Simmy ___1922
 McPherson, George ___1938-39
 McReynolds, Joe ___1976
 Mead, Dana ___1969-70
 Mears, John ___1971
 Meatoga, Vaughn ___2008-11
 Medieros, Jon ___2007-09
 Meier, John ___1971-72
 Melemai, William ___1974-76
 Meletia, John ___1963
 Melvin, Calvin ___1992-94
 Mendez, David ___1951-52
 Mendez, Richard ___1952
 Mendonca, Adolph ___1933-35
 Merlo, Carl ___1975-76
 Merriman, George ___1937
 Meskill, Ryan ___2017-19
 Meyer, Francis ___1937-38
 Meyer, William ___1939-40
 Meyers, Ian ___1978
 Miano, Rich ___1982-84
 Micus, Dillan ___1995-96
 Mihevic, Ed ___1966
 Miller, Dan ___1972-73
 Miller, Dee ___1999-2000
 Miller, Terill ___1962
 Millhouse, Kelvin Jr. 2001-03
 Mills, Billy ___1958-59
 Mills, Jim ___1979-82
 Milne, Kurt ___2003-06
 Milovale, Michael ___2012-13
 Mims, Calvin ___1997-98
 Miranda, Nolan ___2003-04
 Mitchell, Bill ___1962
 Mitchell, Thero ___1999-2002
 Miyasato, James ___1951

Miyashiro, Michael ___2002-03
 Moala, Viane ___2016-17
 Moananu, Eperone ___2015, '17-19
 Mock, Chad ___2005-06
 Moe, Tanuvasa ___2002-05
 Moenoa, Uriah ___2001-04
 Moetului, Charles ___1984-87
 Mohoric, Mike ___1968-69
 Mojica, Tom ___1962-64
 Moku, Sam ___1983-86
 Moleni, Harold ___2012-15
 Mollner, Mark ___1997-98
 Monico, Jordan ___2010-11
 Moniz, Bryant ___2009-11
 Monteilh, Keao ___2004-05, '07-08
 Montgomery, Bo ___2008-09
 Montitho, Cliff ___1973
 Moody, Andrew ___1978-81
 Moore, Bob ___1967
 Moore, Ernest ___2019
 Moore, James ___1978-80, '82
 Moore, Ken ___1981-82
 Moore, Robert ___1949-50
 Moreland, Turmarian 2004-05
 Moreno, Steve ___1964
 Morgado, Arnold ___1974-75
 Morgan, Bobby ___1998-2000
 Moriyama, Herbert ___1963-65, '66
 Morley, Mike ___1955
 Morris, Wesley ___1997-98
 Morrow, Jeff ___1992-93
 Morse, Anthony ___1932-35
 Morse, John ___1922-25
 Morse, Tony ___1933-36
 Mose, Arasi ___2019
 Moser, Lawrence ___1952
 Moses, Ernest ___1932-35
 Mosley, Kyle ___1984-85
 Mossman, David ___1989
 Moussa, Jeremy ___2018
 Mouton, Ryan ___2007-08
 Muasau, Darius ___2019
 Muir, Blake ___2012
 Mulanga, Dany ___2015-17
 Mullins, Tom ___1954
 Muraaka, Jason ___2014-15
 Murray, Daniel ___2004
 Murray, John ___1934-35
 Murray, Walter ___1982-85
 Mutter, Dave ___1971-73
 Myers, John ___1966
 Myrick, Ollie ___1990-91

◀ N-N-N ▶

Nagata, Allan ___1930
 Nagata, Fred ___1954-56
 Nahalea, Albert ___1930-32
 Nahoopii, Sam ___1951
 Nakagawa, Dean ___1990-91
 Nakagawa, Edward ___1946
 Nakama, Brodie ___2013-16
 Nakamoto, Robert ___1963
 Nakamura, Ken ___1946-49
 Nakazawa, Tony ___1969-70
 Nakea, Robert ___1956
 Nakikei, George ___1953
 Nakumara, Takeo ___1923, '25
 Narimatsu, Al ___1958
 Nasca, Nathaniel ___2008

ALL-TIME LETTERWINNERS

Nash, Allan _____ 1963
 Natchsheim, Hank ___ 1947-48
 Natividad, Frank ___ 1981-82
 Nauahi, Viliani _____ 2008-09
 Naukana, George _____ 1930
 Naukana, George _____ 1958-59
 Naumu, Arnold _____ 1951-52
 Naumu, Johnny _____ 1939-40
 Nautu, Branch _____ 1996
 Naylon, Raymond _____ 1952-54
 Neal, Dean _____ 1959
 Neill, John _____ 1990
 Nelson, Alexander _____ 1936
 Nelson, Nick _____ 2014-15
 Nelson, Richard _____ 1951
 Newberry, Myron _____ 2006-07
 Newman, Jeff _____ 1989-91
 Nickerson, Carl _____ 1973
 Nicola, Bennett _____ 2010
 Nielsen, Corey _____ 2010
 Nihei, Clarence _____ 1956-59
 Niuro, Kyle _____ 2011-12
 Niumatalolo, Ken _____ 1987-89
 Noa, Henry _____ 1972-73
 Noa, Karl _____ 2004-07
 Noa, Kaulana _____ 1996-99
 Noa, Kilinahe _____ 2001-04
 Noa, Kumoku _____ 2017, '19
 Nobles, Joe _____ 1980, '82-84
 Nobriga, Ted _____ 1930-31
 Noga, Al _____ 1984-87
 Noga, Falaniko _____ 1980-83
 Noga, George _____ 1993-95
 Noga, Pete _____ 1983, '85-86
 Nomura, Doug _____ 1981-84
 Norman, Matt _____ 2016-17
 Norwood, Brian _____ 1983-84, '86-87
 Novoa, Aaron _____ 2015
 Nozoe, Walter _____ 1951-53
 Nua, Mark _____ 1985-88
 Nu'uano-Kuhi'iki, Joey _____ 2017-19

◀ 0-0-0 ▶

Oba, José ph _____ 1947-48, '50
 Obbema, Rick _____ 1979-80
 Oda, Stanley _____ 1956-58
 O'Doherty, Tim _____ 1976
 Odom, Mark _____ 1987-90
 Odom, Zac _____ 1991-94
 O'Grain, Cliff _____ 1959-60
 Oka, Mamoru _____ 1953-54
 Oka, Pat _____ 1968-70
 Okeke, Ikem _____ 2016-19
 Okert, John _____ 1968
 Okimoto, Randall _____ 1995-96
 Olchovy, Patrick _____ 2004-05
 Oliveira, Francis _____ 1948
 Oliveira, Shane _____ 1994-97
 Olmos, James _____ 1939
 Olson, Harold _____ 1937-39
 Ono, Harry _____ 1951
 Onosai, Joe _____ 1983-86
 Ornellas, Kawika _____ 2009-12
 Ortiz, Casey _____ 1973
 Ortiz, Leo _____ 1963-64
 Ostrowski, Jeremiah _____ 2009-12
 Oswalt, Carlton _____ 1993-96
 Owen, Dustin _____ 1998-99
 Owens, Brian _____ 1985-86
 Owens, Chad _____ 2001-04

◀ P-P-P ▶

Paahao, Doug _____ 1987
 Packer, Damien _____ 2013-16
 Paclebar, Corey _____ 2010-12
 Padello, Kaimana _____ 2016-19
 Padello, KK _____ 2018-19
 Paepule, Timo _____ 2004-07
 Paetz, John _____ 1976
 Page, Andy _____ 1981
 Pale, Peter _____ 1990-93
 Palimoo, Hiram _____ 1992-93
 Pamplin, Rocky _____ 1970
 Pang, Henry _____ 1957-60
 Pang Kee, Tony _____ 1990-91
 Pannell, John _____ 1966
 Panoke, Jonah _____ 2019
 Panora, Joe _____ 1978
 Paoa, Gene _____ 1950
 Paredes, Corey _____ 2008-11
 Paredes, Parker _____ 2010
 Park, Radford _____ 1978
 Parkman, Roger _____ 1970-71
 Parrilla, Harding _____ 1978
 Pasquon, Ryan _____ 2014-15
 Patek, Jacob _____ 2006-07
 Paternostrro, Chuck _____ 1969
 Patterson, Dave _____ 1969-70
 Patterson, Don'Yeh _____ 2016
 Patton, Kenny _____ 2002, '04-06
 Pau, Lorgon _____ 2007
 Paul, Matt _____ 1996-99
 Paul, Tim _____ 1974
 Paulo, Conrad _____ 1994-97
 Pavihi, Penei _____ 2017-18
 Peapealalo, Fanupo _____ 2018-19
 Pedersen, Erik _____ 2006-07
 Pedro, Thomas _____ 1937-38
 Pedroza, Quinton _____ 2014-15
 Pekelo, John _____ 1946-47
 Pennick, Ron _____ 1980-81
 Peoples, Khevin _____ 2005-08
 Perez-Sandoval, Omar _____ 1991
 Perkins, Mike _____ 1973-75
 Permetter, Coyle _____ 1985
 Perry, George _____ 2004-05
 Perry, Ryan _____ 2007-08
 Peters, Hyrum _____ 2000-03
 Peters, Leonard _____ 2002-04, '06
 Petersen, Henry _____ 1957
 Peterson, Mike _____ 1993-96
 Peterson, Tiger _____ 2019
 Phillips, Andy _____ 1996-99
 Phillips, James _____ 2019
 Phillips, Ne'Quan _____ 2012-15
 Picanco, Kana'i _____ 2018-19
 Piccola, Joe _____ 1986-87
 Pickens, Bob _____ 1962
 Pierce, Anthony _____ 2013
 Pierson, Terry _____ 1969
 Pigg, Jauron _____ 1998
 Pigott, Bob _____ 1996-97
 Pilares, Kealoha _____ 2007-10
 Piltz, Maynard _____ 1932-35
 Pinoski, Rich _____ 1986-87
 Pittman, Grant _____ 1989
 Pluckebaum, Vince _____ 1972
 Plude, Jon _____ 1977, '80
 Plunkett, Terry _____ 1951-52
 Polk, James _____ 1998
 Pollard, Royce _____ 2008-11
 Poomaihealani, Sam _____ 1959
 Porlas, Dane _____ 2005-08

Posa, Chris _____ 2016-17
 Post, Kenneth _____ 1963
 Poti, Blackie _____ 1989
 Poti, Simon _____ 2014-15
 Poueu-Luna, Bubba _____ 2011-13
 Poumele, Se'e _____ 2003-04
 Pounds, Mitch _____ 1980
 Preston, Albert _____ 1978-79
 Price, Eugene _____ 1978-80
 Price, Larry _____ 1952
 Price, Larry _____ 1961-64
 Price, Mike _____ 1985
 Price, Roy _____ 1953-56
 Price, Tom _____ 1958
 Pritchard, Jeremiah _____ 2016-19
 Prohm, Benjamin _____ 1992
 Pryor, Gene _____ 2018-19
 Puaa Alexander _____ 1965
 Puaauli, Iosefa _____ 1996
 Puluti, Bill _____ 1972
 Pung, Moses _____ 1956
 Purcell, Amani _____ 2006-07
 Purcell, Elliott _____ 2007-10
 Purcell, Melila _____ 2003-06
 Purdy, Casey _____ 2010
 Purdy, George _____ 1956
 Purdy, Paul _____ 1995-96
 Pu'u-Robinson, Jordan _____ 2012, '14

◀ Q-Q-Q ▶

Quaintance, Russell _____ 1935-38
 Quarles, Bernard _____ 1981-82
 Quina, Stan _____ 1976

◀ R-R-R ▶

Raappana, Richard _____ 1951
 Rakhshani, Steve _____ 1979-80
 Randall, Louis _____ 1989-91
 Rasmussen, Kory _____ 2015-16
 Rausch, Brent _____ 2008-10
 Rawlins-Crivello, Kapono _____ 2010
 Rea, Steve _____ 1971-72
 Reardon, John _____ 1969
 Reber, Mike _____ 1969-70
 Redd, Verlon _____ 1978-81
 Reed, Daniel _____ 1999
 Reed, Dewey _____ 1994-95
 Reed, Miles _____ 2018-19
 Reed, Tanoai _____ 1993-94
 Rego, Jayson _____ 2006-09
 Rengal, Mike _____ 1967
 Reuss, Nick _____ 1997
 Reynolds, James _____ 1976
 Reynolds, McKinley _____ 1967-68
 Rhinelander, Harvey _____ 1962-63
 Rhode, Jeffrey _____ 2002-05
 Ricardo, Ramon _____ 1970-71
 Riccardi, Chris _____ 1998-2001
 Rice, Joshua _____ 2006-09
 Richards, Golden _____ 1972
 Richards, Greg _____ 1987
 Richards, Jim _____ 1966
 Richards, Sterling _____ 1975
 Richardson, Pat _____ 1973, '75
 Riewerts, Ed _____ 1979-80
 Riley, Jim _____ 1968-69
 Ripley, Ed _____ 1992-94
 Ritner, Zach _____ 2018-19
 Rivera, Benjamin _____ 1957
 Rivers, Jason _____ 2003-04, '06-07
 Roach, Greg _____ 1994-96
 Roberson, Larry _____ 1974, '76

Roberts, Calvin _____ 2007-08
 Roberts, Craig _____ 1978-79
 Roberts, Jim _____ 1964-65, '66-67
 Robertson, Ed _____ 1968
 Robertson, Gavin _____ 1987-90
 Robinson, Dan _____ 1998-99
 Robinson, Erik _____ 2007-08
 Robinson, Reggie _____ 1980-81
 Robinson, Robbie _____ 1995-97
 Robinson, Sean _____ 1988-90
 Robinson, Sly _____ 1970, '72
 Rodden, Jim _____ 1964-65
 Rodoni, Fred _____ 1967
 Rodrigues, Randolph _____ 1974-76
 Rodrigues, Samson _____ 1959
 Rodriguez, Frank _____ 1958
 Rodriguez, Steve _____ 1968
 Roe, Morrie _____ 1995-97
 Rogers, Jalen _____ 2014-16
 Rolovich, Jack _____ 2004
 Rolovich, Nick _____ 2000-01
 Ronquillo, Ben _____ 1962-65
 Ronquillo, Tom _____ 1975-76
 Rooks, Eric _____ 2018
 Roscoe, Chris _____ 1987-89
 Rosehill, Hogan _____ 2010
 Rosehill, Olen _____ 1997-99
 Rosevold, Doug _____ 1996-97
 Ross, Jason _____ 1993-94
 Roth, Mike _____ 1978
 Roundtree, Dave _____ 1966
 Runge, Bryce _____ 2004
 Ruppert, Richard _____ 1971
 Russell, Doug _____ 2019
 Russell, Nathaniel _____ 2006-07
 Rutkowski, Tracy _____ 1987
 Ruttman, Sonny _____ 1922
 Ryder, Roy _____ 1952

◀ S-S-S ▶

Sagapolu, Tavita _____ 1987-90
 Sai, Kapua _____ 2012
 Saint Juste, Diocemy _____ 2013-14, '16-17
 Sakamoto, Milton _____ 1963
 Sakamoto, Wayne _____ 1947
 Salas, Greg _____ 2007-10
 Salavea, Peter _____ 1995
 Saleama, Granville _____ 1983-84
 Salembury, George _____ 1968
 Salvador, Keahi _____ 1990-91
 Samana, Lyno _____ 1989-91
 Samia, Moses _____ 2011-14
 Sample, Ian _____ 2004, '06
 Sampson, Allen _____ 2010-11
 Samson, Ben _____ 1959
 Samuseva, Lance _____ 2000-03
 San Diego, John _____ 1951-52
 Sanchez, Rigoberto _____ 2015-16
 Sanitua, Scheyenne _____ 2017-18
 Sansone, Mike _____ 1967
 Santa Cruz, Victor _____ 1991-94
 Santamaria, Bernard _____ 1997
 Santiago, Keala _____ 2016-17
 Santiago, Lane _____ 1987
 Santiago, Louis _____ 1981-82, '84-85
 Santiago, Walter _____ 1989-91
 Santos, Jake _____ 2008
 Santos, Lester _____ 1952
 Santos, Ryan _____ 2001-02
 Saole, Rustin _____ 2004-07

ALL-TIME LETTERWINNERS

Sapolu, Jesse _____ 1979-82
 Sapolu, London _____ 2010-11
 Sarboe, Joe _____ 1966
 Sardo, Joe _____ 1989-91
 Sataua, Itai 1978-79, '81-82
 Satele, Alvis _____ 1981-84
 Satele, Brashton _____ 2006-08
 Satele, Hercules _____ 2004-07
 Satele, Liko _____ 2009-11
 Satele, Samson _____ 2003-06
 Sato, James _____ 1947
 Satterlee, Don _____ 1970-72
 Sauafoa, Larry _____ 2004-07
 Saulsberry, Karman 2000-01
 Saunders, Rick _____ 1985-87
 Savaaigaea, Rocky _____ 2006-09
 Sawyer, Harry _____ 1936
 Sayles, Terrence _____ 2017
 Scanlan, Jerry _____ 1976-79
 Schaa, Mike _____ 1970-71
 Schabacker, Bob _____ 1947
 Schabacker, George _____ 1948-50
 Schackow, Gerald _____ 1960
 Scheible, Jon _____ 1976
 Schichtle, Casper _____ 1959-60
 Schlichtle, Henry _____ 1959
 Schmidt, Pat _____ 1977
 Schmidt, Robert _____ 1960
 Schook, Mike _____ 1978-79
 Schroeder, Sean _____ 2012-13
 Schroyer, John _____ 1971-72
 Schultz, Jim _____ 1967-68
 Scott, Mike _____ 1982
 Scott, Paul _____ 2018-19
 Scotts, Colin _____ 1983-85
 Scullion, Kevin _____ 1976-78
 Scruton, Ben _____ 2016-19
 Seagrove, Curtis _____ 1967-68
 Searle, David _____ 1987
 Searle, Theodore _____ 1922-25
 Se'ei, Azia _____ 2018-19
 Sellers, Mike _____ 2011-12
 Sereno, William _____ 1940
 Seti, Siave _____ 2006-07
 Seumalo, Joe _____ 1985, '87-88
 Shaner, Frank _____ 1940
 Shanner, Eugene _____ 1965-66
 Sharsh, Jason-Matthew _____ 2018-19
 Shaw, Carlos _____ 1995-96
 Shaw, Foi _____ 2019
 Shaw, Joe _____ 1992-95
 Shawley, Luke _____ 2014-15
 Sheather, Pat _____ 1958
 Sheridan, George _____ 1963
 Sherrer, Larry _____ 1969-71
 Shibata, Ken _____ 1973-74
 Shibuya, Robert _____ 1946-47
 Shibuya, Steve _____ 1964-65
 Shigematsu, Sean _____ 2011-14
 Shimokawa, Ricky _____ 1993
 Shine, Tom _____ 1966
 Shinnick, Chris _____ 1996-97
 Shintaku, Elton _____ 1971-74
 Shishido, Shinji _____ 1954-55
 Shizuro, James _____ 1954-55
 Shon, Francis _____ 1949, '51
 Shook, Michael _____ 1960
 Shoup, John _____ 1960
 Show, Michael _____ 1966
 Shrout, Chad _____ 1995, '97-99
 Shulte, Robert _____ 1951, '53
 Shutter, Cayman _____ 2010-12

Siaosi, Ed _____ 1991, 1993
 Sides, Vincent _____ 1981-82,
 _____ '84-85
 Silen, Axel _____ 1939-40
 Silva, Bill _____ 1967-68
 Silva, Clement _____ 1939-40
 Silva, Hal _____ 1946-49
 Silva, Lawrence _____ 1937-40
 Silva, Louis _____ 1955-57
 Silva, Mana _____ 2008-10
 Silva, Saffrey _____ 2001
 Simmons, Ramsey _____ 1972-73
 Simon, Kirk _____ 1979
 Simon, Kurt _____ 1985
 Simpson, Steve _____ 1968
 Sims, Doug Jr. _____ 1999-2000
 Sims, Jack _____ 1982-84
 Sims, Marty _____ 1982-84
 Sims, Scott _____ 1999-2000
 Sims, Travis _____ 1989-91
 Sing, Robert _____ 1954
 Singh, Bobby _____ 1995-96
 Sione, Earvin _____ 2009
 Sjoquist, Doug _____ 1969-70
 Skinner, Josh _____ 1996-99
 Slade, Larry _____ 1995
 Slade-Matautia, Austin _____ 2014
 Slepiski Joe _____ 1965
 Slye, Jordan _____ 2005
 Small, Dominique _____ 2014
 Smart, Jared _____ 2019
 Smiley, Marlon _____ 1992-94
 Smith, Allen _____ 1988-90
 Smith, Anthony _____ 1996,
 _____ '98-2000
 Smith, Arthur _____ 1974-75,
 _____ '77-78
 Smith, Bernard _____ 1936-39
 Smith, Brian _____ 1998-2001
 Smith, Chris _____ 1998-99
 Smith, Donald _____ 1929
 Smith, Gary _____ 1965
 Smith, George _____ 1968-69
 Smith, Jeff _____ 1967
 Smith, Nollie _____ 1937-40
 Smith, Spencer _____ 2007-10
 Smith, Tom _____ 1935
 Smith, Vernon _____ 1939
 Snickles, Pat _____ 1967-68
 Snyder, Jerry _____ 1966
 Soares, Blaze _____ 2006-07, '09
 Sole, Mark _____ 1976
 Sone, Masao _____ 1931-33
 Sopoaga, Isaac _____ 2002-03
 Soto, Eric _____ 1962-65
 Sousa, Richard _____ 1951
 Sovio, Henry _____ 1969-71
 Sparks, Glenn _____ 1971
 Spelman, Richard _____ 1982-84
 Spencer, Bob _____ 1920-21
 Spillner, Richard _____ 1953
 Spithill, Jack _____ 1968-69
 Spotts, Gary _____ 1976-78
 Stabile, Bach _____ 1993-94
 Stafford, Bill _____ 1967
 Stanley, Levi 1969-70, '72-73
 Stant, David _____ 1988-89
 Steeve, Doug _____ 1967
 Steinhoff, Keoni _____ 2006-08
 Stennis, Mike _____ 1976-77,
 _____ '79-80
 Stennis, Sean _____ 2003

Stephens, Billy _____ 1986-87
 Stephens, David _____ 1973-74
 Stepter, Steven _____ 2009
 Stern, Ken _____ 1962-63
 Stevenson, Richard 1988-91
 Stevenson, Robert _____ 1934-36
 Stevenson, Taz _____ 2014
 Stewart, Coby _____ 1991, '93-94
 Stewart, Dick _____ 1962
 Stickler, Ryan _____ 2003-04
 Stokes, Carl _____ 1980, '83
 Stone, Daniel _____ 1939
 Stone, Jim _____ 1971-72
 Stothers, Jerry _____ 1955-56
 Stovall, Melquise _____ 2019
 Stranske, Arthur _____ 1937-39
 Street, Vincent _____ 1997-98
 Stringert, Harold _____ 1972-73
 Strohlin, Roy _____ 1937-39
 Strong, Frank _____ 1984
 Stubblefield, Devan _____ 2015,
 _____ '17-18
 Stuckey, Jim _____ 1967
 Stuprich, Reinhold _____ 1973-74
 Stutzmann, Billy Ray 2010-13
 Stutzmann, Craig 1998-2001
 Sugino, Rocky _____ 1946-47
 Sullivan, Arthur _____ 1951
 Sumida, Mel _____ 1962
 Sunia, Alesana _____ 2017-19
 Sur, Hank _____ 1955-56
 Sutherland, Bill _____ 1970
 Sutton, Charles _____ 1973-75
 Sweeney, Chris _____ 1999
 Sydner, Jeff _____ 1989-91
 Sylvester, Joe _____ 1962, '64

◀ T-T ▶

Ta'ala, Blessman _____ 2018-19
 Tachibana, Alema _____ 2011
 Tachibana, Richard _____ 1948
 Tafuna, David _____ 1986-87
 Tafuna, Sione 1996-97, 2001
 Tagalico, Ron _____ 1995
 Tagawa, Kenneth _____ 1960
 Tago, Jamie _____ 2015
 Tagoai, Junior _____ 1991
 Taimatuia, TJ _____ 2011-14
 Takahata, Edwin _____ 1957-58
 Takayasu, Saburo _____ 1946-49
 Takushi, David _____ 1948-51
 Talaesea, Junior _____ 1977-78
 Talley, Herman _____ 1989, '91
 Tam, William _____ 1954-57
 Tamanaha, Kenneth _____ 1962
 Tanaka, Susumu _____ 1936-39
 Tanigawa, Tyler _____ 1994-97
 Tanuvasa, David _____ 1988, '90
 Tanuvasa, Eliki _____ 2019
 Tanuvasa, Maa _____ 1990-92
 Tanuvasa, Onosai _____ 1974
 Tarver, Marcus _____ 1978-81
 Tate, Mark _____ 2001
 Tauala, Marvis _____ 1994-95
 Taufa, Viliani _____ 2001
 Taufaasau, Henry _____ 1959
 Taufaasau, Hugh _____ 1965-66
 Tautalatasi, Pepe _____ 1990
 Tautofi, Daniel _____ 2004-05
 Tautofi, Darrell _____ 2003-04
 Tavai, Jahlani _____ 2015-18
 Tavai, Justus _____ 2019

Taylor, Andre _____ 2005
 Taylor, Bill _____ 1955
 Taylor, George _____ 1962
 Taylor, John _____ 1982-83
 Taylor, Jovonte _____ 2008-09
 Taylor, Rick _____ 2007-08
 Tenno, Toshio _____ 1946-49
 Tapa, Iuta _____ 2013
 Teshima, Karl _____ 1954-55
 Teshima, Larry _____ 1956-57
 Tharp, Charles _____ 1997-98
 Thevenin, Leon _____ 1936
 Thomas, Adrian _____ 2007-10
 Thomas, Dave _____ 1976
 Thomas, Derek _____ 2018-19
 Thomas, Desmond _____ 2005-08
 Thomas, Tony _____ 1995-96
 Thompson, Afatia 1998-2000
 Thompson, Alexander _____ 1953
 Thompson, Chuck _____ 1998
 Thompson, Henry _____ 1923-25
 Thompson, Rich _____ 1970-72
 Tigert, Gary _____ 1974
 Time, Manase _____ 2018
 Timoteo, Kalakaua _____ 2016-17
 Tindall, Terry _____ 1964
 Tinoco, Mike _____ 2009-10
 Tinoisamoa, Pisa _____ 2000-02
 Tipoti, Nofo _____ 1976
 Tipton, Gregg _____ 1985-86
 Tiwanak, Bronson _____ 2010
 Todd, Charles _____ 1976
 Todorovto, John _____ 1965
 Toeaia, Andrew _____ 1991
 Toilolo, Alasi _____ 2008-11
 Tokuhama, Eugene _____ 1964-66
 Tolliver, Mykal _____ 2017
 Toloumu, David _____ 1978-81
 Tom, Major _____ 1939
 Tom, Melvyn _____ 1960
 Toma, Edmund _____ 1951-54
 Tomimoto, Dan _____ 1964-66
 Tomimoto, Stan _____ 1964-66
 Tominaga, Howard _____ 1962-64
 Tomomitsu, Keith _____ 1997-98
 Tong, Sam _____ 1972-73, '76
 Tonga, Aulola _____ 2009
 Torres, Dakota _____ 2015-18
 Torres, Richard _____ 2008-11
 Torres, Rudy _____ 1975
 Torres-Keohokapu, Breyden _____
 _____ 2011
 Towns, Charles _____ 1995
 Towse, Ed _____ 1925-28
 Toyama, Isao _____ 1930-31
 Tresler, Mike _____ 1987-90
 Tribble, Gordon _____ 1939
 Trifonovitch, Alex _____ 2016-18
 Trigliio, Frank _____ 1969
 Tsuda, James _____ 1946-47
 Tua, Lemoe _____ 1987-90
 Tucker, Shawndel 1999-2000
 Tucker, Wyatt _____ 2019
 Tufaga, Tuika _____ 2008-09
 Tufono, Matt _____ 1994-95
 Tuiaosa, Ryan _____ 2015-17
 Tuiaosopo, Ana _____ 1983-85
 Tuifua, David _____ 1994-95
 Tuinei, Mark _____ 1982
 Tuinei, Tom _____ 1976-79
 Tuinei, Tumua _____ 2016-18
 Tuioi, Tony _____ 1996-99

ALL-TIME LETTERWINNERS

Tuioiti-Mariner, Lafu 2005-08
 Tuipulotu, Kaniela 2010-11
 Tuitele, Nelson 1949
 Tulimaiaiu, Haani 2014
 Tulimasealii, Kennedy _____
 _____ 2013-15
 Tullis, Davine 2016-17
 Tupai, Elijah 2014-16
 Turner, Bill 1969-70
 Tuulima, Taaga 2017-19
 Tyreman, Steve 1970-71

◀ U-U-U ▶

Uahinui, Justin 2019
 Uchida, Blake 1968-69
 Uchima, Unkei 1939-40,
 _____ '46-47
 Ueoka, Richard 1952-55
 Ulbrich, Jeff 1998-99
 Ulu-Perry, Fred 2017
 Ulufale, Semeri 1977-79, '81
 Umeda, Pat 1966-69
 Umu, Kamalu 2010
 'Unga, Matuisela 2014-17
 Untermann, Kent 1981-84
 Uperesa, Dane 2003-06
 Uperesa, Drew 2009-10
 Urban, Brenden 2014-15
 Ursery, Darryl 1983-84
 Ursua, John 2016-18
 Uso, Tafiti 2001
 Uti, Niko 2013-14
 Uyeda, Norman 1960

◀ V-V-V ▶

Vail, Jim 1965-66
 Vaoletti, Doug 1990-92
 Vaipulu, Solo 2018-19
 Valverde, Rodrigo 1985-87
 Van Ackeren, Kendrick 2012
 Vanness, Boyd 1954
 Vanterpool, Micah 2018-19
 Vaughn, Jason 1998
 Vega, Mason 2019
 Vegas, Keith 1985
 Veikune, David 2006-08
 Velasco, Kevin 1976
 Velasco, Sal 1990
 Vele, Justin 2012-15
 Veneri, John 1992-94
 Veu, Togi 1985
 Victor, Lincoln 2019
 Vierra, Albert 1951
 Vierra, Mike 1975-76
 Villiamu, Peter 1990
 Voeller, Scott 1975, '77-78
 Von Giesen, Elwood 1946

◀ W-W-W ▶

Wa'a, Bubba 2019
 Wa'a, John 2014-17
 Wade, Everett 1983-86
 Wadsworth, Mike 2009
 Wagner, Richard 1973-75
 Wainee, Solomon 1960
 Waitley, Damon 1958-59, '60
 Walker, Derek 1985, '87
 Walker, Lewis 2009-10
 Walker, Roy 1965
 Wallace, Sam 1947-49
 Wallace, Sam 1956

Wallwork, Aylett 1957-58,
 _____ '60, '62
 Walsh, James 1962
 Walsh, Koldene 1984
 Walters, Dennis 1972-73
 Ward, JoJo 2018-19
 Warren, Yaphet 1998-99
 Washington, Brett 1995
 Washington, Michael 2005-08
 Washington, Michael 2019
 Watanabe, Eric 1950-53
 Watasaki, Sadao 1939-40,
 _____ '46-47
 Watase, Richard 1953
 Watkins, Fred 1967
 Watson, Keahi 2008
 Watson, Keala 2005-08
 Weatherby, Roger 1970
 Weaver, Avion 1997-2000
 Weber, John 1968-69
 Weems, Marcus 2003-04
 Weidanz, Peter 1986-89
 Weight, Charles 1925
 Weir, Don 1972-73
 Welch, Gerald 2000-01,
 _____ '03-04
 Wentling, C.B. 1995-96
 Wescoatt, Norman 1930
 West, John 2002-03
 Westfall, Ray 1958
 Whieldon, Jason 2002-03
 Whitaker, Terry 1988-91
 Whitby, Ashton 1975
 White, Jeris 1970-73
 White, Rick 1970-71
 Whitson, Steve 1968
 Whitted, Lynn 1967
 Whittle, Bill 1925-28
 Wilde, John 1966
 Wilkes, Bob 1957
 Williams, Chris 2005
 Williams, Daryl 1980-83
 Williams, Donnell 1997-98
 Williams, Ghana 1993
 Williams, Khary 1993-94
 Williams, Lance 2012-15
 Williams, Lonnie Le'Trae _____
 _____ 1998-2001
 Williams, Lonnie Lloyd _____
 _____ 1967-68
 Williams, Manly 1989-91
 Williams, Manly 2016-19
 Williams, Marcel 1984-87
 Williams, Russell 2015-17
 Williams, Steve 1965
 Williams, Stewart 1990-93
 Williamson, Russ 1976
 Wills, Colin 2001-02
 Wilson, Bim 1950
 Wilson, Lawrence 2005-06
 Wilson, Pete 1950
 Wilson, Stephen 1993-94
 Wilson, Terry 2010
 Wilson, Zach 2016, '18-19
 Wily, Aofaga 2013
 Winchester-Makainai, Chauncy _____
 _____ 2010-12
 Windell, Jim 1965
 Winfrey, Jerry 1989-90
 Winkfield, Bobby 1973-75
 Wise, Bernie 1965
 Wise, Bill 1922-25

Wise, John 1930-31
 Wise, Jonah 1930-31
 Wise, Mel 1962-63
 Withy-Allen, Shawn _____
 _____ 1999-2002
 Witney, Lavon 1937
 Wittek, Max 2015
 Won, Ernest 1936-38
 Wong, Hauoli 1995
 Wong, John 1939
 Wong, Kaleo 2008
 Wong, Kim Sing 1951
 Wong, Laiana 2002-03
 Wong, Lionel 1946-48
 Wong, Mun Kin 1940
 Wong, Orlando 2004
 Wong, Pete 1962
 Wong, Richard 1939-40
 Wong, Wallace 1947
 Wood, Ron 1997
 Woodard, Tavita 2011-13
 Woodcock, John 1974-75
 Woods, Chris 1967
 Woodson, Anthony 1980-82, '84
 Woodson, Jack 1958
 Woodward, Doug 1968
 Woolsey, Ikaika 2013-16
 Wright, Gary 2000-03
 Wright, Jack 1975-78
 Wright, Matt 1998, 2000-02
 Wright, Robert 1956
 Wright, Tim 2004
 Wright-Jackson, Leon 2007-09
 Wyckoff, Dennis 1971-72

◀ Y-Y-Y ▶

Yamada, Lloyd 1956-57
 Yamasaki, Ross 1989
 Yamashiro, David 1979
 Yamashita, Gerald 1958
 Yamashita, Tad 1995
 Yap, Beau 2011-14
 Yap, Boyd 1981-82
 Yee, Andy 1962
 Yokono, Jerry 1958
 Yorita, Yasuo 1972-73
 York, Rod 1994-95
 Youd, Bill 1950
 Young, Cliff 1962-63, 1965
 Young, Gordon 1925
 Young, Lamar 1987, '89
 Young, Reggie 1981-82
 Yowell, Lindsey 1993-94

◀ Z-Z-Z ▶

Zane, George 1933-34
 Zimmerman, Eugene 1960
 Zinker, Larry 1966
 Zoller, Derek 1998
 Zwahlen, Aaron 2016

Note: This list is incomplete. If anyone has any factual information regarding names not listed, please contact the UH Sports Media Relations Office.

Redshirts who have played in at least one game have been included in this list, beginning in the 2018 season.

YEARLY STATISTICS

(complete team statistics kept since 1967 season; all prior seasons are incomplete)

YEAR-BY-YEAR (HAWAII)

Year	Rushing				Passing				Total Offense				Punt Return				Kick Return				Int Return				Penalty		Scoring	
	ATT	YDS	TD	YPG	ATT	CPL	INT	YDS	TD	YPG	PL	YDS	YPG	ATT	YDS	TD	ATT	YDS	TD	INT	YDS	TD	NO	YDS	PTS	PPG		
1967	442	1728	-	172.8	233	124	6	1617	10	161.7	675	3345	334.5	35	382	-	30	630	-	12	263	-	66	614	205	20.5		
1968	432	1553	18	155.3	324	171	14	2110	23	211.0	754	3663	366.3	46	446	0	41	807	0	15	171	2	56	511	312	31.2		
1969	477	1932	21	193.2	302	144	22	1934	14	193.4	746	3866	386.6	30	335	3	40	950	1	14	300	3	40	430	313	31.3		
1970	546	2380	25	216.4	250	121	12	1476	12	134.1	795	3856	350.5	34	349	0	34	617	0	26	259	1	63	607	286	26.0		
1971	509	2013	22	183.0	288	132	20	1872	9	170.1	796	3885	353.1	35	102	0	41	747	0	21	271	2	78	727	255	23.2		
1972	548	2078	21	188.9	244	106	15	1541	16	140.0	792	3619	329.0	22	82	0	32	564	0	17	141	1	81	889	282	25.6		
1973	503	1739	9	158.1	243	129	18	1688	12	153.4	746	3427	311.5	37	217	1	28	453	0	13	160	1	73	858	205	18.6		
1974	583	1752	14	159.3	271	128	19	1369	7	124.4	855	3121	283.7	27	24	0	39	715	0	21	219	0	78	857	175	15.9		
1975	597	2367	13	215.2	157	72	11	883	4	80.3	754	3250	295.5	31	257	2	38	664	0	21	207	2	89	837	180	16.3		
1976	574	2222	18	202.0	188	77	19	754	3	68.5	762	2974	270.4	18	56	0	62	949	0	16	144	0	84	818	154	14.0		
1977	531	2051	17	187.4	226	121	10	1734	11	157.6	757	3795	345.0	18	226	1	36	559	0	19	243	0	94	1065	250	22.7		
1978	575	2280	19	207.3	221	115	10	1503	14	136.6	796	3783	343.9	17	160	0	43	617	0	15	187	0	105	961	251	22.8		
1979	590	2829	29	257.2	202	90	9	1136	10	103.3	792	3965	360.5	39	387	2	34	823	0	18	144	0	94	1028	330	30.0		
1980	566	2176	20	197.8	213	104	14	1244	7	113.1	779	3420	310.9	31	269	1	34	698	0	16	190	3	98	835	260	23.6		
1981	617	2893	29	263.0	226	114	7	1610	10	146.4	843	4503	409.4	37	396	3	23	444	0	13	170	0	79	750	328	29.8		
1982	547	2112	18	192.0	272	144	9	1884	10	171.3	819	3996	363.3	23	197	0	27	458	0	16	174	1	79	606	240	21.8		
1983	456	1363	12	123.9	315	176	17	2546	18	231.5	771	3909	355.4	30	240	0	28	560	0	15	179	0	88	777	251	22.8		
1984	482	1800	15	163.6	301	148	5	2197	6	199.7	783	3997	363.4	41	292	1	29	514	0	17	126	0	71	615	217	19.7		
1985	551	1866	18	155.5	342	185	13	2441	12	203.4	893	4307	358.9	33	221	0	29	607	0	20	185	2	104	869	269	22.4		
1986	489	1540	16	128.3	393	216	20	2709	11	225.8	882	4249	354.1	30	297	0	44	890	0	12	115	2	83	695	238	19.8		
1987	576	2414	28	201.2	312	152	14	2334	12	194.5	888	4748	395.7	33	218	0	41	877	0	21	199	2	72	596	337	28.0		
1988	625	2721	24	226.8	260	139	11	2287	20	190.6	885	5008	417.3	24	207	0	50	1150	1	16	359	2	88	708	383	31.9		
1989	603	3054	34	254.5	284	157	14	2312	18	192.7	887	5366	447.2	31	334	1	44	826	0	16	246	3	111	817	457	35.1		
1990	495	2105	20	175.4	347	173	17	2819	26	234.9	842	4924	410.3	43	514	1	42	758	0	17	171	0	84	750	374	31.1		
1991	627	3416	32	284.7	252	101	14	1592	7	132.7	879	5008	417.3	26	207	0	45	986	1	7	87	0	74	578	335	27.9		
1992	630	3519	32	293.3	188	80	6	1316	11	109.7	818	4835	402.9	30	370	2	38	833	2	14	113	2	74	565	394	32.8		
1993	569	3247	35	270.6	234	117	6	1937	17	161.4	803	5184	432.0	31	289	1	39	805	0	7	58	0	70	670	393	32.8		
1994	516	2384	18	198.7	303	142	20	1952	11	162.7	820	4336	361.3	34	247	3	41	845	0	8	98	1	88	617	260	21.7		
1995	559	2688	27	224.0	277	135	5	1892	10	157.7	835	4580	381.7	26	162	0	53	1057	0	8	115	1	98	824	285	23.8		
1996	468	1632	9	136.0	304	154	15	1441	9	120.1	772	3073	256.1	25	210	0	52	991	0	7	151	2	70	595	161	13.4		
1997	459	1085	14	90.4	377	210	22	2469	5	205.8	836	3554	296.2	35	359	0	42	807	0	10	56	0	88	734	189	15.8		

YEARLY STATISTICS

Year	Rushing			Passing			Total Offense			Punt Return			Kick Return			Int Return			Penalty		Scoring					
	ATT	YDS	TD	YPG	ATT	CPL	INT	YDS	TD	YPG	PL	YDS	YPG	ATT	YDS	TD	ATT	YDS	TD	INT	YDS	TD	NO	YDS	PTS	PPG
1998	432	1313	6	109.4	383	169	15	2211	11	184.3	815	3524	293.7	33	286	0	53	1052	0	3	90	0	82	664	149	12.4
1999	294	1069	13	82.2	577	297	19	3944	28	328.7	871	5013	417.8	38	282	0	45	876	0	17	272	3	115	1069	348	26.7
2000	239	885	13	73.8	609	309	23	3875	25	322.9	848	4760	396.7	30	294	0	55	1066	0	12	90	0	116	830	294	24.5
2001	285	976	13	81.3	570	327	16	4576	41	381.3	855	5552	462.7	35	395	2	39	1180	2	14	377	3	95	845	483	40.2
2002	308	1533	26	109.5	731	407	26	5406	35	386.1	1039	6939	495.6	39	334	0	59	1264	0	18	319	4	122	1041	502	35.8
2003	318	1452	18	103.7	754	444	27	5382	42	384.4	1072	6834	488.1	49	439	0	47	1019	1	15	66	1	105	929	486	34.7
2004	264	1247	17	95.9	636	370	18	4402	38	338.6	900	5649	434.5	38	532	5	62	1241	1	14	80	1	78	647	467	35.9
2005	279	1103	11	91.9	578	379	15	4611	37	384.2	857	5714	476.2	11	72	0	59	1110	0	9	114	0	101	872	368	30.6
2006	298	1651	22	117.9	615	444	12	6178	62	441.3	913	7829	559.2	29	233	0	46	909	1	14	290	3	103	929	656	46.8
2007	279	944	16	72.6	663	459	23	5713	51	439.5	942	6657	512.1	25	311	1	61	1482	3	20	421	5	91	861	564	43.4
2008	412	1323	18	94.5	490	290	22	3518	24	251.3	902	4841	345.8	31	62	0	67	1370	1	15	252	1	122	1097	345	24.6
2009	292	1306	12	100.5	569	339	17	4381	25	337.0	861	5687	437.5	23	150	0	67	1518	0	12	69	0	78	652	296	22.8
2010	308	1489	25	106.4	618	394	17	5520	42	394.3	926	7009	500.6	19	72	0	57	1149	0	23	322	3	90	836	554	39.6
2011	301	1240	22	95.4	598	359	10	4014	29	308.8	899	5254	404.2	26	227	0	60	1434	0	14	240	2	79	597	409	31.5
2012	439	1303	12	108.6	398	206	13	2266	12	188.8	837	3569	297.4	25	321	2	58	1488	3	9	79	1	71	648	254	21.2
2013	428	1375	12	114.6	519	296	22	3617	31	301.4	947	4992	416.0	25	186	0	53	1111	0	9	85	1	88	777	329	27.4
2014	524	1943	15	149.5	469	231	14	2794	15	214.9	993	4737	364.4	26	229	0	41	789	0	11	139	0	80	640	272	20.9
2015	425	1611	15	123.9	422	202	21	1542	12	192.4	847	4112	316.3	26	201	1	53	1130	1	3	36	0	107	897	229	17.6
2016	477	2293	25	163.8	438	257	15	3185	25	227.5	915	5478	391.3	8	63	0	64	1403	0	11	78	1	116	1003	396	28.3
2017	420	2018	15	168.2	423	260	8	2814	19	234.5	843	4832	402.7	6	30	0	41	812	0	9	130	1	93	826	273	22.8
2018	418	1534	11	109.6	545	320	12	4344	43	310.3	963	5878	419.9	20	173	1	40	866	0	5	17	0	83	737	431	30.8
2019	421	2009	21	133.9	635	396	17	5056	42	337.1	1056	7065	471.0	21	102	1	49	1092	0	14	323	3	103	918	508	33.9

Regular-season games' statistics only through 2001

Statistics include bowl games starting in 2002

Bold indicates all-time season high

YEARLY STATISTICS - OPPONENT

(complete team statistics kept since 1967 season; all prior seasons are incomplete)

YEAR-BY-YEAR (OPPONENTS)

Year	Rushing				Passing				Total Offense			Punt Return			Kick Return			Int Return			Penalty		Scoring			
	ATT	YDS	TD	YPG	ATT	CPL	INT	YDS	TD	YPG	PL	YDS	YPG	ATT	YDS	TD	ATT	YDS	TD	INT	YDS	TD	NO	YDS	PTS	PPG
1967	453	1043	-	104.3	205	88	12	1040	-	104.4	658	2083	208.3	19	132	-	41	575	-	6	67	-	64	578	118	11.8
1968	444	1365	11	136.5	261	118	15	1892	15	189.2	705	3257	325.7	37	221	1	46	751	1	14	132	1	54	553	199	19.9
1969	486	1805	17	180.5	230	109	14	1675	9	167.5	716	3480	348.0	27	149	0	56	966	1	22	240	0	45	420	235	21.3
1970	457	1345	8	122.3	334	127	26	1850	11	168.1	801	3196	290.5	27	116	0	52	1092	0	12	182	0	54	428	149	13.5
1971	487	1747	17	158.0	279	120	21	1726	12	156.9	766	3473	315.7	25	76	0	35	668	0	20	177	1	68	816	225	20.5
1972	461	1364	17	124.0	262	113	17	1545	7	140.4	722	2909	264.5	34	347	0	49	971	0	15	232	2	68	660	214	19.5
1973	506	1415	12	128.7	233	97	13	1333	3	121.1	739	2748	249.9	22	55	0	42	898	0	18	328	2	73	805	152	13.8
1974	657	2072	13	188.3	210	78	21	1126	10	102.4	767	3177	288.8	36	302	0	41	834	0	19	248	1	94	1013	211	19.1
1975	506	1779	12	161.7	208	105	21	1514	10	137.6	714	3288	298.9	14	138	1	31	623	1	11	109	2	77	753	201	18.2
1976	589	2993	37	272.0	203	104	15	1714	15	155.8	792	4707	427.9	35	222	0	26	515	0	19	196	0	98	1010	377	34.2
1977	576	2757	20	250.6	264	120	19	1659	8	150.8	840	4416	401.5	26	79	-	44	819	-	10	150	1	95	1023	233	21.2
1978	555	2214	21	201.3	264	137	15	1941	12	174.0	919	4118	374.9	23	171	1	41	749	0	10	140	1	81	938	280	25.5
1979	509	1835	19	166.8	259	126	17	1539	7	139.9	768	3374	306.7	15	42	0	50	829	0	9	160	0	82	730	213	19.4
1980	512	2031	16	184.6	318	152	14	1865	8	169.5	830	3896	354.2	20	63	1	41	755	0	14	173	1	83	747	212	19.2
1981	418	1230	3	111.8	337	171	13	2131	10	193.7	755	3361	305.5	21	78	0	47	930	1	8	49	0	70	613	130	11.8
1982	454	2151	20	195.5	305	170	16	2288	8	208.0	759	4439	403.5	25	162	1	29	415	0	9	56	0	74	657	230	20.9
1983	533	1955	21	177.7	272	143	14	1881	9	171.0	805	3836	348.7	29	122	0	38	671	0	17	118	0	59	444	236	21.4
1984	456	1719	15	156.3	301	156	17	2028	6	184.4	757	3747	340.6	26	150	0	38	686	0	5	13	0	88	665	181	16.5
1985	486	1593	21	132.8	357	204	19	2619	9	218.3	843	4212	351.0	26	169	-	40	815	-	13	76	-	77	641	261	21.8
1986	470	1350	15	112.5	321	178	11	1873	9	156.1	791	3223	268.6	29	327	1	49	762	0	21	367	4	85	624	235	19.5
1987	508	1537	24	128.1	361	199	20	2633	12	219.4	869	4170	347.5	27	220	1	64	1272	0	17	76	0	75	638	300	25.0
1988	483	1689	15	140.8	385	211	15	2874	19	239.5	868	4563	380.3	31	218	0	68	1495	0	11	65	0	83	727	283	23.5
1989	428	1152	16	96.0	382	212	16	2690	13	224.2	810	3842	320.2	24	196	1	78	1442	0	15	139	0	68	572	248	19.0
1990	494	1365	15	113.8	427	230	14	2794	16	232.8	921	4159	346.6	23	267	0	70	1033	0	17	137	0	82	675	257	21.4
1991	502	2222	32	185.2	321	191	7	3161	16	263.4	823	5383	448.6	41	413	2	53	991	1	14	228	2	74	695	388	32.3
1992	501	2003	23	293.5	400	222	14	3004	14	250.3	901	5007	417.3	24	315	1	59	1147	0	6	85	1	67	619	300	25.0
1993	545	2249	25	187.4	324	194	7	2879	18	239.9	873	5128	427.3	20	225	1	41	896	0	6	132	1	70	670	357	29.8
1994	549	1982	18	165.2	334	189	8	2508	14	209.0	883	4490	374.2	20	169	0	44	964	0	20	221	1	100	849	273	22.8
1995	502	2616	37	218.0	353	202	8	2563	16	213.6	855	5179	431.6	19	225	1	37	740	0	5	14	0	76	669	401	33.4
1996	538	2797	28	233.1	300	163	7	2143	21	178.6	838	4940	411.7	44	594	3	49	701	0	15	174	1	80	634	433	36.1
1997	481	1676	13	139.7	339	169	10	2188	17	182.3	820	3864	322.0	36	639	6	40	867	0	22	345	3	87	690	308	25.7

YEARLY STATISTICS - OPPONENT

Year	Rushing			Passing			Total Offense			Punt Return			Kick Return			Int Return			Penalty		Scoring					
	ATT	YDS	TD	YPG	ATT	CPL	INT	YDS	TD	YPG	PL	YDS	YPG	ATT	YDS	TD	INT	YDS	TD	NO	YDS	PTS	PPG			
1998	480	2269	25	189.1	314	189	3	2484	25	207.0	839	4753	396.1	56	616	2	15	161	0	83	591	422	35.2			
1999	567	2240	23	186.7	360	211	17	2283	16	190.3	927	4523	376.9	29	202	1	56	1053	0	115	936	332	25.5			
2000	593	2529	26	210.8	331	184	12	2333	18	194.4	924	4862	405.2	20	149	1	47	948	0	23	487	399	33.2			
2001	544	2183	15	181.9	447	244	14	2997	22	249.8	991	5180	431.7	18	141	0	58	1237	2	16	428	1	111	919	318	26.5
2002	596	2362	24	168.7	495	253	18	3468	21	226.3	1091	5530	395.0	25	453	3	58	1214	0	26	234	0	120	1043	389	27.7
2003	590	2217	28	158.4	461	261	15	3351	17	239.4	1051	5568	397.7	27	289	0	44	1044	0	27	293	3	98	862	427	30.5
2004	609	3284	42	252.6	423	236	14	3057	21	235.2	1032	6341	487.8	40	419	1	46	1192	0	18	195	1	111	911	499	38.3
2005	482	2251	28	187.6	380	236	9	3010	25	250.8	862	5261	438.4	16	251	1	51	989	0	15	225	2	89	874	428	35.6
2006	485	1905	13	136.1	446	224	14	3384	29	241.7	931	5289	377.8	8	62	0	66	1439	1	12	49	0	72	635	337	24.0
2007	500	1740	20	133.8	454	259	20	2782	16	214.0	954	4522	347.8	14	250	1	88	2100	2	23	229	1	85	727	331	25.5
2008	515	1989	18	142.1	409	240	15	3063	27	218.8	924	5052	360.0	27	268	1	54	1317	1	22	248	3	86	739	404	28.9
2009	537	2624	33	201.8	334	214	12	2635	16	202.7	871	5259	404.5	9	15	0	48	1059	0	17	142	1	68	641	383	29.5
2010	524	1902	20	135.9	445	262	23	3104	24	221.7	969	5006	357.6	16	229	1	90	1810	0	17	345	3	90	782	357	25.5
2011	475	2202	19	142.5	424	247	14	3184	28	244.9	899	5036	387.4	4	30	0	69	1244	0	10	138	0	81	736	378	29.1
2012	324	2282	34	190.2	308	169	9	2193	20	182.8	830	4475	372.9	30	350	0	42	917	1	13	283	4	76	748	428	35.7
2013	578	2563	27	213.6	416	248	9	3373	27	281.1	994	5936	494.7	23	93	0	34	749	0	22	314	3	69	635	465	38.8
2014	537	2240	19	172.3	421	243	11	3196	26	245.8	958	5436	418.2	18	29	0	28	770	0	14	136	0	83	698	349	26.8
2015	686	3118	33	239.8	364	224	3	2716	23	208.9	1050	5834	448.8	28	209	0	25	667	1	21	246	0	90	799	463	35.6
2016	620	3279	31	234.2	393	246	11	3183	29	227.4	1013	6462	461.6	29	292	1	44	891	0	15	281	4	96	915	522	37.3
2017	480	2522	23	210.2	334	213	9	2983	29	248.6	814	5505	458.8	27	201	0	47	957	2	8	79	1	68	619	407	33.9
2018	582	2865	35	204.6	395	242	5	3291	28	235.1	977	6156	439.7	23	104	0	46	1083	0	12	250	1	101	983	491	35.1
2019	545	3042	37	202.8	484	286	14	3428	23	228.5	1029	6470	431.3	12	165	0	30	654	0	17	220	1	88	767	478	31.9

Bold indicates all-time season high

Statistics include bowl games starting in 2002

Regular-season games' statistics only through 2001

YEARLY RESULTS

YEAR	OVERALL					COLLEGIATE					CONFERENCE			BOWL	FINAL RANK	VS TOP 25	HEAD COACH
	W	L	T	PCT	Home	Away	Neu.	W	L	T	PCT	W	L				
1909	2	2	0	.500	2-2-0	0-0-0	0-0-0	-	-	-	-	-	-	-	-	-	Austin Jones
1910	4	2	0	.667	4-2-0	0-0-0	0-0-0	-	-	-	-	-	-	-	-	-	Austin Jones
1911	2	2	0	.500	2-2-0	0-0-0	0-0-0	-	-	-	-	-	-	-	-	-	Austin Jones
1912-14	No Team																
1915	5	1	1	.500	5-1-1	0-0-0	0-0-0	-	-	-	-	-	-	-	-	-	John Peden
1916	3	2	1	.583	3-2-1	0-0-0	0-0-0	-	-	-	-	-	-	-	-	-	William Britton
1917	4	0	1	.900	4-0-1	0-0-0	0-0-0	-	-	-	-	-	-	-	-	-	Dave Crawford
1918	3	1	0	.750	3-1-0	0-0-0	0-0-0	-	-	-	-	-	-	-	-	-	Dave Crawford
1919	4	0	1	.900	4-0-1	0-0-0	0-0-0	-	-	-	-	-	-	-	-	-	Dave Crawford
1920	6	2	0	.750	6-2-0	0-0-0	0-0-0	0	1	0	.000	-	-	-	-	-	Raymond Elliot
1921	3	3	2	.500	3-3-2	0-0-0	0-0-0	0	1	0	.000	-	-	-	-	-	Otto "Proc" Klum
1922	5	1	1	.786	5-1-1	0-0-0	0-0-0	1	0	0	1.000	-	-	-	-	-	Otto "Proc" Klum
1923	5	1	2	.750	5-0-1	0-1-0	0-0-0	1	1	0	.000	-	-	-	-	-	Otto "Proc" Klum
1924	8	0	0	1.000	8-0-0	0-0-0	0-0-0	2	0	0	1.000	-	-	-	-	-	Otto "Proc" Klum
1925	10	0	0	1.000	9-0-0	1-0-0	0-0-0	3	0	0	1.000	-	-	-	-	-	Otto "Proc" Klum
1926	5	4	0	.556	5-4-0	0-0-0	0-0-0	0	2	0	.000	-	-	-	-	-	Otto "Proc" Klum
1927	5	2	0	.714	5-2-0	0-0-0	0-0-0	2	1	0	.667	-	-	-	-	-	Otto "Proc" Klum
1928	2	5	0	.286	2-5-0	0-0-0	0-0-0	1	2	0	.000	-	-	-	-	-	Otto "Proc" Klum
1929	4	3	0	.571	4-2-0	0-1-0	0-0-0	0	3	0	.000	-	-	-	-	-	Otto "Proc" Klum
1930	5	2	0	.714	5-1-0	0-1-0	0-0-0	2	1	0	.667	-	-	-	-	-	Otto "Proc" Klum
1931	3	2	1	.583	3-2-1	0-0-0	0-0-0	2	1	0	.667	-	-	-	-	-	Otto "Proc" Klum
1932	2	1	1	.625	2-1-1	0-0-0	0-0-0	-	-	-	-	-	-	-	-	-	Otto "Proc" Klum
1933	4	3	0	.571	3-3-0	1-0-0	0-0-0	1	1	0	.500	-	-	-	-	-	Otto "Proc" Klum
1934	6	0	0	1.000	6-0-0	0-0-0	0-0-0	2	0	0	1.000	-	-	-	-	-	Otto "Proc" Klum
1935	5	3	0	.625	5-1-0	0-2-0	0-0-0	1	3	0	.250	-	-	-	-	-	Otto "Proc" Klum
1936	3	5	0	.375	3-5-0	0-0-0	0-0-0	0	1	0	.000	-	-	-	-	-	Otto "Proc" Klum
1937	2	6	0	.250	2-6-0	0-0-0	0-0-0	1	2	0	.333	-	-	-	-	-	Otto "Proc" Klum
1938	4	4	0	.500	4-2-0	0-2-0	0-0-0	1	4	0	.200	-	-	-	-	-	Otto "Proc" Klum
1939	3	6	0	.333	2-5-0	1-1-0	0-0-0	1	4	0	.200	-	-	-	-	-	Otto "Proc" Klum
1940	2	5	0	.286	2-5-1	0-0-0	0-0-0	1	2	0	.333	-	-	-	-	-	Eugene "Luke" Gill
1941	8	1	0	.889	6-1-0	2-0-0	0-0-0	3	0	0	1.000	-	-	-	-	-	Gill/Kaulukukui
1942-45	No Team (World War II)																
1946	8	2	0	.800	6-2-0	2-0-0	0-0-0	3	2	0	.600	-	-	-	-	-	Tom Kaulukukui

YEARLY RESULTS

YEAR	OVERALL					COLLEGIATE					CONFERENCE					BOWL	FINAL RANK	VS TOP 25	HEAD COACH
	W	L	T	PCT	Home	Away	Neu.	W	L	T	PCT	W	L	T	PCT				
1947	8	5	0	.615	7-4-0	1-1-0	0-0-0	3	5	0	.375	-	-	-	-	-	Tom Kaulukukui		
1948	7	4	1	.625	6-3-1	1-1-0	0-0-0	1	4	0	.200	-	-	-	-	-	Tom Kaulukukui		
1949	6	3	0	.667	5-2-0	1-1-0	0-0-0	2	3	0	.400	-	-	-	-	-	Tom Kaulukukui		
1950	5	4	2	.545	5-3-1	0-1-1	0-0-0	3	4	1	.438	-	-	-	-	-	Tom Kaulukukui		
1951	4	7	0	.364	4-5-0	0-2-0	0-0-0	1	5	0	.167	-	-	-	-	-	Archie Kodros		
1952	5	5	2	.500	4-3-2	1-2-0	0-0-0	1	3	1	.300	-	-	-	-	-	Hank Vasconcellos		
1953	5	6	0	.455	5-3-0	0-3-0	0-0-0	1	3	0	.250	-	-	-	-	-	Hank Vasconcellos		
1954	4	4	0	.500	3-3-0	1-1-0	0-0-0	1	2	0	.333	-	-	-	-	-	Hank Vasconcellos		
1955	7	4	0	.636	6-3-0	1-1-0	0-0-0	1	3	0	.250	-	-	-	-	-	Hank Vasconcellos		
1956	7	3	0	.700	7-1-0	0-2-0	0-0-0	4	2	0	.600	-	-	-	-	0-1-0	Hank Vasconcellos		
1957	4	4	1	.500	2-3-1	2-1-0	0-0-0	3	3	0	.500	-	-	-	-	-	Hank Vasconcellos		
1958	5	7	0	.417	4-5-0	1-2-0	0-0-0	2	4	0	.333	-	-	-	-	-	Hank Vasconcellos		
1959	3	6	0	.333	1-5-0	2-1-0	0-0-0	3	5	0	.375	-	-	-	-	-	Hank Vasconcellos		
1960	3	7	0	.300	2-4-0	1-3-0	0-0-0	2	7	0	.222	-	-	-	-	-	Hank Vasconcellos		
1961	No Team																		
1962	6	2	0	.750	5-1-0	1-1-0	0-0-0	2	2	0	.500	-	-	-	-	-	Jim Asato		
1963	5	5	0	.500	4-4-0	1-1-0	0-0-0	1	4	0	.200	-	-	-	-	-	Jim Asato		
1964	4	5	0	.444	3-3-0	1-2-0	0-0-0	2	5	0	.286	-	-	-	-	-	Jim Asato		
1965	1	8	1	.150	1-5-1	0-3-0	0-0-0	1	7	0	.125	-	-	-	-	-	Clark Shaughnessy		
1966	4	6	0	.400	4-3-0	0-3-0	0-0-0	3	6	0	.333	-	-	-	-	-	Phil Sarboe		
1967	6	4	0	.600	5-3-0	1-1-0	0-0-0	6	4	0	.600	-	-	-	-	-	Don King		
1968	7	3	0	.700	7-1-0	0-2-0	0-0-0	6	3	0	.667	-	-	-	-	-	Dave Holmes		
1969	6	3	1	.650	4-3-1	2-0-0	0-0-0	6	3	1	.650	-	-	-	-	-	Dave Holmes		
1970	9	2	0	.818	7-1-0	2-1-0	0-0-0	9	2	0	.818	-	-	-	-	-	Dave Holmes		
1971	7	4	0	.636	7-2-0	0-2-0	0-0-0	7	4	0	.636	-	-	-	-	0-1-0	Dave Holmes		
1972	8	3	0	.727	7-2-0	1-1-0	0-0-0	8	3	0	.727	-	-	-	-	0-1-0	Dave Holmes		
1973	9	2	0	.818	7-2-0	2-0-0	0-0-0	9	2	0	.818	-	-	-	-	-	Dave Holmes		
1974	6	5	0	.545	5-4-0	1-1-0	0-0-0	6	5	0	.545	-	-	-	-	-	Larry Price		
1975	6	5	0	.545	6-3-0	0-2-0	0-0-0	6	5	0	.545	-	-	-	-	1-0-0	Larry Price		
1976	3	8	0	.273	3-6-0	0-2-0	0-0-0	3	8	0	.273	-	-	-	-	0-1-0	Larry Price		
1977	5	6	0	.455	5-4-0	0-2-0	0-0-0	5	6	0	.455	-	-	-	-	-	Dick Tomey		
1978	6	5	0	.545	6-3-0	0-2-0	0-0-0	6	5	0	.545	-	-	-	-	0-2-0	Dick Tomey		
1979	6	5	0	.545	5-4-0	1-1-0	0-0-0	6	5	0	.545	3	4	0	.429	T4th	Dick Tomey		

YEARLY RESULTS

YEAR	OVERALL					COLLEGIATE					W	L	T	PCT	Home	Away	Neu.	CONFERENCE					BOWL	FINAL RANK	VS TOP 25	HEAD COACH
	W	L	T	PCT	Home	W	L	T	PCT	W								L	T	PCT	FINISH					
1980	8	3	0	.727	6-2-0	2-1-0	0-0-0	8	3	0	.727	4	3	0	.571	3rd	-	-	-	-	-	-	-	-	-	Dick Tomney
1981	9	2	0	.818	6-2-0	3-0-0	0-0-0	9	2	0	.818	6	1	0	.857	2nd	-	-	-	-	-	-	-	-	-	Dick Tomney
1982	6	5	0	.545	5-3-0	1-2-0	0-0-0	6	5	0	.545	4	4	0	.500	5th	-	-	-	-	-	-	-	-	-	Dick Tomney
1983	5	5	1	.500	4-3-1	1-2-0	0-0-0	5	5	1	.500	3	3	1	.500	5th	-	-	-	-	-	-	-	-	-	Dick Tomney
1984	7	4	0	.636	6-3-0	1-1-0	0-0-0	7	4	0	.636	5	2	0	.714	2nd	-	-	-	-	-	-	-	-	-	Dick Tomney
1985	4	6	2	.417	1-6-1	3-0-1	0-0-0	4	6	2	.417	4	3	1	.563	4th	-	-	-	-	-	-	-	-	-	Dick Tomney
1986	7	5	0	.583	6-2-0	1-3-0	0-0-0	7	5	0	.583	4	4	0	.500	4th	-	-	-	-	-	-	-	-	-	Dick Tomney
1987	5	7	0	.417	4-5-0	1-2-0	0-0-0	5	7	0	.417	3	5	0	.375	16th	-	-	-	-	-	-	-	-	-	Bob Wagner
1988	9	3	0	.750	6-3-0	3-0-0	0-0-0	9	3	0	.750	5	3	0	.625	T3rd	-	-	-	-	-	-	-	-	-	Bob Wagner
1989	9	3	1	.731	9-1-1	0-2-0	0-0-0	9	3	1	.731	5	2	1	.688	3rd	Aloha	-	-	-	-	-	-	-	-	Bob Wagner
1990	7	5	0	.583	6-2-0	1-3-0	0-0-0	7	5	0	.583	4	4	0	.500	5th	-	-	-	-	-	-	-	-	-	Bob Wagner
1991	4	7	1	.375	3-4-0	1-3-1	0-0-0	4	7	1	.375	3	5	0	.375	5th	-	-	-	-	-	-	-	-	-	Bob Wagner
1992	11	2	0	.846	7-0-0	3-2-0	1-0-0	11	2	0	.846	6	2	0	.750	T1st	Holiday	20	-	-	-	-	-	-	-	Bob Wagner
1993	6	6	0	.500	6-2-0	0-4-0	0-0-0	6	6	0	.500	3	5	0	.375	8th	-	-	-	-	-	-	-	-	-	Bob Wagner
1994	3	8	1	.292	2-5-1	1-3-0	0-0-0	3	8	1	.292	0	8	0	.000	10th	-	-	-	-	-	-	-	-	-	Bob Wagner
1995	4	8	0	.333	3-4-0	1-4-0	0-0-0	4	8	0	.333	2	6	0	.250	9th	-	-	-	-	-	-	-	-	-	Bob Wagner
1996	2	10	-	.167	2-6	0-4	0-0	2	10	-	.167	1	7	-	.125	7th	-	-	-	-	-	-	-	-	-	Fred vonAppen
1997	3	9	-	.250	3-5	0-4	0-0	3	9	-	.250	1	7	-	.125	8th	-	-	-	-	-	-	-	-	-	Fred vonAppen
1998	0	12	-	.000	0-8	0-4	0-0	0	12	-	.000	0	8	-	.000	8th	-	-	-	-	-	-	-	-	-	Fred vonAppen
1999	9	4	-	.692	6-4	3-0	0-0	9	4	-	.692	5	2	-	.714	T1st	O'ahu	-	-	-	-	-	-	-	-	June Jones
2000	3	9	-	.250	3-5	0-4	0-0	3	9	-	.250	2	6	-	.250	16th	-	-	-	-	-	-	-	-	-	June Jones
2001	9	3	-	.750	6-2	2-1	1-0	9	3	-	.750	5	3	-	.625	14th	-	-	-	-	-	-	-	-	-	June Jones
2002	10	4	-	.714	7-2	3-2	0-0	10	4	-	.714	7	1	-	.875	2nd	Hawai'i	-	-	-	-	-	-	-	-	June Jones
2003	9	5	-	.643	7-1	2-4	0-0	9	5	-	.643	5	3	-	.625	14th	Hawai'i	-	-	-	-	-	-	-	-	June Jones
2004	8	5	-	.615	8-1	0-4	0-0	8	5	-	.615	4	4	-	.500	15th	Hawai'i	-	-	-	-	-	-	-	-	June Jones
2005	5	7	-	.417	3-4	2-3	0-0	5	7	-	.417	4	4	-	.500	5th	-	-	-	-	-	-	-	-	-	June Jones
2006	11	3	-	.786	8-1	3-2	0-0	11	3	-	.786	7	1	-	.875	2nd	Hawai'i	-	-	-	-	-	-	-	-	June Jones
2007	12	1	-	.923	7-0	5-0	0-1	12	1	-	.923	8	0	-	1.000	1st	Sugar	19	-	-	-	-	-	-	-	June Jones
2008	7	7	-	.500	5-3	2-4	0-0	7	7	-	.500	5	3	-	.625	T2nd	Hawai'i	-	-	-	-	-	-	-	-	Greg McMackin
2009	6	7	-	.462	4-3	2-4	0-0	6	7	-	.462	3	5	-	.375	T5th	-	-	-	-	-	-	-	-	-	Greg McMackin
2010	10	4	-	.714	6-2	4-2	0-0	10	4	-	.714	7	1	-	.875	T1st	Hawai'i	-	-	-	-	-	-	-	-	Greg McMackin
2011	6	7	-	.462	4-3	2-4	0-0	6	7	-	.462	3	4	-	.429	T4th	-	-	-	-	-	-	-	-	-	Greg McMackin

YEARLY RESULTS

YEAR	OVERALL				COLLEGIATE				CONFERENCE				BOWL	FINAL RANK	VS TOP 25	HEAD COACH				
	W	L	T	PCT	Home	Away	Neu.	W	L	T	PCT	W					L	T	PCT	FINISH
2012	3	9	-	.250	3-3	0-6	0-0	3	9	-	.250	1	7	-	.125	T9th	-	-	0-1	Norm Chow
2013	1	11	-	.083	1-5	0-6	0-0	1	11	-	.083	0	8	-	.000	6th	-	-	0-2	Norm Chow
2014	4	9	-	.308	3-4	1-5	0-0	4	9	-	.308	3	5	-	.375	4th	-	-	0-1	Norm Chow
2015	3	10	-	.231	3-4	0-6	0-0	3	10	-	.231	0	8	-	.000	6th	-	-	0-2	Chow/Chris Naeole
2016	7	7	-	.500	4-3	3-3	0-1	7	7	-	.500	4	4	-	.500	2nd	Hawai'i	-	0-2	Nick Rolovich
2017	3	9	-	.250	2-4	1-5	0-0	3	9	-	.250	1	7	-	.125	T5th	-	-	-	Nick Rolovich
2018	8	6	-	.571	5-3	3-3	0-0	8	6	-	.571	5	3	-	.571	2nd	Hawai'i	-	0-1	Nick Rolovich
2019	10	5	-	.667	7-2	3-3	0-0	10	5	-	.667	5	3	-	.571	1st	Hawai'i	-	0-3	Nick Rolovich

ALL-TIME SERIES RECORDS

Team	W	L	T	1st Mt	Lst Mt
Abilene Christian	1	0	0	1980	1980
Air Force	7	14	1	1966	2019
Alabama	1	2	0	2002	2006
Appalachian State	1	0	0	2003	2003
Arizona	1	5	0	1951	2019
Arizona State	2	5	0	1954	2006
Arkansas	0	1	0	1987	1987
Arkansas State	0	1	0	1998	1998
Army West Point	4	1	0	2003	2019
Boise State	3	14	0	1996	2019
Boston College	0	1	0	1996	1996
Bowling Green	1	0	0	1977	1977
Brigham Young	9	23	0	1930	2019
California	2	3	0	1935	2016
California Lutheran	1	0	0	1972	1972
Cal Poly-Pomona	2	1	0	1922	1970
Cal State Fullerton	10	1	0	1972	1990
Cal State Los Angeles	6	6	0	1959	1973
Cal State Northridge	2	0	0	1973	1997
Central Arkansas	2	0	0	2009	2019
Central Florida	1	0	0	1995	1995
Central Washington	2	0	0	1967	1969
Charleston Southern	2	0	0	2007	2010
Cincinnati	1	2	0	1951	2008
College of Idaho	2	0	0	1950	1951
Colorado	3	2	0	1925	2015
Colorado State	10	15	0	1925	2018
Denver	5	5	0	1928	1950
Drake	1	0	0	1931	1931
Duquesne	1	0	0	2018	2018
Eastern Illinois	3	0	0	1999	2006
Florida	0	1	0	2008	2008
Florida Atlantic	0	1	0	2004	2004
Fresno State	22	29	1	1938	2019
Georgia	0	1	0	2008	2008
Grambling	0	3	0	1972	1976
Houston	1	0	0	2003	2003
Humboldt State	5	6	0	1956	1974
Idaho	10	2	0	1931	2011
Idaho State	3	0	0	1958	1967
Illinois	1	0	0	1992	1992
Iowa	1	3	0	1956	1991
Kansas	0	1	0	1985	1985
Kent State	1	1	0	1976	1993
Kentucky	0	1	0	1958	1958
Lamar	1	0	0	2012	2012
Lewis & Clark	5	1	0	1952	1967
Linfield	5	1	0	1967	1972
Long Beach State	4	5	0	1969	1989
Louisiana-Lafayette	1	0	0	1977	1977
Louisiana-Monroe	1	1	0	1997	2015
Louisiana Tech	8	3	0	2000	2018
Maine	1	0	0	1990	1990
Massachusetts	2	0	0	2016	2017
Miami-Ohio	1	0	0	2001	2001
Michigan	0	3	0	1986	2016
Michigan State	1	4	0	1947	2005
Middle Tennessee	2	0	0	1993	2016
Minnesota	1	0	0	1997	1997
Missouri	0	0	1	1994	1994
Montana	4	1	0	1947	2001
Montana State	1	1	0	1947	1976
Navy	3	1	0	1999	2018
Nebraska	1	5	0	1954	1982
Nevada	10	14	0	1920	2019
New Mexico	15	10	0	1964	2019
New Mexico-Highlands	1	1	1	1969	1971
New Mexico State	8	0	0	1978	2011
Northern Arizona	1	0	0	1972	1972
Northern Colorado	1	0	0	2007	2007

Team	W	L	T	1st Mtg	Lst Mtg
Northern Iowa	1	0	0	2014	2014
Northwestern	1	1	0	1998	2004
Notre Dame	0	3	0	1991	2008
Occidental	4	0	0	1924	1928
Ohio	0	1	0	1996	1996
Ohio State	0	1	0	2015	2015
Oklahoma	0	2	0	1932	1983
Oklahoma State	0	1	0	1995	1995
Oregon	3	4	0	1921	1994
Oregon State	4	7	0	1924	2019
Pacific	10	16	0	1939	1991
Parsons	0	1	0	1966	1966
Pittsburgh	1	0	0	1992	1992
Portland	1	0	0	1941	1941
Portland State	4	1	0	1972	2000
Prairie View A&M	1	0	0	1979	1979
Puget Sound	4	0	0	1968	1973
Purdue	1	0	0	2006	2006
Redlands	4	0	0	1947	1964
Rice	3	5	0	1999	2018
Rutgers	1	1	0	1974	1975
St. Mary's (CA)	0	1	0	1947	1947
San Diego State	11	21	2	1939	2019
San Francisco	1	0	0	1931	1931
San José State	22	19	1	1936	2019
Santa Clara	7	4	0	1927	1979
SMU	4	1	0	1998	2002
South Alabama	1	0	0	2012	2012
South Carolina	2	0	0	1977	1981
South Dakota State	0	1	0	1926	1926
SE Missouri State	1	0	0	1994	1994
Southern Miss	0	1	0	1977	1977
Southern Oregon	2	0	0	1956	1959
Stanford	0	3	0	1946	1972
TCU	0	2	0	1999	2000
Temple	0	1	0	1979	1979
Tennessee	0	2	0	1972	1975
Texas	0	1	0	1995	1995
Texas A&I	0	2	0	1975	1976
Texas A&M	0	1	0	1990	1990
Texas Southern	1	0	0	1973	1973
Tulane	3	1	0	1989	2011
Tulsa	5	4	0	1951	2010
UAB	1	0	0	2004	2004
UC Davis	2	0	0	2011	2015
UCLA	0	3	0	1935	2017
UC Santa Barbara	2	5	0	1965	1971
UNLV	17	12	0	1969	2019
USC	0	9	0	1930	2013
U.S. International	6	1	0	1962	1970
Utah	12	15	0	1926	1998
Utah State	6	10	0	1927	2018
UTEP	18	13	0	1948	2004
UT Martin	1	0	0	2016	2016
Washington	2	4	0	1938	2019
Washington State	3	2	0	1926	2009
Weber State	1	0	0	2008	2008
West Virginia	1	0	0	1980	1980
Western Carolina	1	0	0	2017	2017
Western Illinois	0	1	0	1974	1974
Whitworth	2	0	0	1966	1968
Willamette	3	0	2	1941	1962
Wisconsin	1	6	0	1986	2015
Wyoming	10	14	0	1978	2018
Yale	1	0	0	1987	1987
Totals*	391	401	9	1914	2019

Bold indicates Mountain West opponents

* - denotes record against collegiate teams only

VERSUS THE CONFERENCES

MOUNTAIN WEST

	Mtgs	W	L	T	Last 10	Streak	Home	Away	Neutral
Air Force	22	7	14	1	3-7	L1	5-8-1	2-6	0-0
Boise State	17	3	14	0	1-9	L7	3-6	0-8	0-0
Colorado State	25	10	15	0	2-8	W1	7-7	3-8	0-0
Fresno State	52	22	29	1	2-8	L3	14-15	8-14-1	0-0
Nevada	24	10	14	0	3-7	W1	8-6	2-8	0-0
New Mexico	25	15	10	0	3-7	W1	11-6	4-4	0-0
San Diego State	34	11	21	2	4-6	W2	7-11-2	4-10	0-0
San José State	42	22	19	1	7-3	W4	13-13	9-6-1	0-0
UNLV	29	17	12	0	5-5	W2	11-3	6-9	0-0
Utah State	16	6	10	0	4-6	L5	4-5	2-5	0-0
Wyoming	24	10	14	0	3-7	W1	7-7	3-7	0-0
Totals	310	133	172	5	6-4	L1	90-87-3	43-85-2	0-0

AMERICAN ATHLETIC

	W	L	T	Home	Away	Strk
Central Florida	1	0	0	1-0	0-0	W1
Cincinnati	1	2	0	1-1	0-1	L1
Houston	1	0	0	1-0	0-0	W1
Navy	3	1	0	3-0	0-1	W1
SMU	4	1	0	2-1	2-0	W4
Temple	0	1	0	0-1	0-0	L1
Tulane	3	1	0	3-1	0-0	W1
Tulsa	5	4	0	3-2	2-2	L1
Totals	18	10	0	14-6	4-4	W1

ATLANTIC COAST

	W	L	T	Home	Away	Strk
Boston College	0	1	0	0-1	0-0	L1
Pittsburgh	1	0	0	1-0	0-0	W1
Totals	1	1	0	1-1	0-0	L1

BIG TEN

	W	L	T	Home	Away	Strk
Illinois	1	0	0	0-0	0-0	W1
Iowa	1	3	0	1-1	0-2	L1
Michigan	0	3	0	0-2	0-1	L3
Michigan State	1	4	0	1-2	0-2	L1
Minnesota	1	0	0	1-0	0-0	W1
Nebraska	1	5	0	0-4	1-1	L4
Northwestern	1	1	0	1-1	0-0	W1
Ohio State	0	1	0	0-0	0-1	L1
Purdue	1	0	0	1-0	0-0	W1
Rutgers	1	1	0	1-0	0-1	L1
Wisconsin	1	6	0	1-4	0-2	L6
Totals	9	24	0	7-14	1-10	L4

BIG 12

	W	L	T	Home	Away	Strk
Kansas	0	1	0	0-1	0-0	L1
Oklahoma	0	2	0	0-2	0-0	L2
Oklahoma State	0	1	0	0-1	0-0	L1
TCU	0	2	0	0-1	0-1	L2
Texas	0	1	0	0-1	0-0	L1
West Virginia	1	0	0	1-0	0-0	W1
Totals	1	7	0	1-6	0-1	L6

CONFERENCE USA

	W	L	T	Home	Away	Strk
Florida Atlantic	0	1	0	0-1	0-0	L1
Louisiana Tech	8	3	0	5-1	3-2	L1
Middle Tennessee	2	0	0	2-0	0-0	W2
Rice	3	5	0	3-2	0-3	W1
Southern Miss	0	1	0	0-1	0-0	L1
UAB	1	0	0	1-0	0-0	W1
UTEP	18	13	0	12-5	6-8	L1
Totals	32	23	0	23-10	9-13	L1

INDEPENDENTS

	W	L	T	Home	Away	Strk
Army West Point	4	1	0	3-0	1-1	W1
Brigham Young	9	23	0	9-13	0-10	L5
Massachusetts	2	0	0	1-0	1-0	W2
New Mexico State	8	0	0	5-0	3-0	W8
Notre Dame	0	3	0	0-3	0-0	L3
Totals	23	27	0	18-16	5-11	W2

MID-AMERICAN

	W	L	T	Home	Away	Strk
Bowling Green	1	0	0	1-0	0-0	W1
Kent State	1	1	0	1-1	0-0	W1
Miami-Ohio	1	0	0	1-0	0-0	W1
Ohio	0	1	0	0-1	0-0	L1
Totals	3	2	0	3-2	0-0	W1

PAC-12

	W	L	T	Home	Away	Strk
Arizona	1	5	0	1-3	0-2	W1
Arizona State	2	5	0	2-3	0-2	W2
California	2	3	0	1-2	1-0	L1
Colorado	3	2	0	3-0	0-2	W1
Oregon	3	4	0	2-3	1-1	W3
Oregon State	4	7	0	4-5	0-2	W1
Stanford	0	3	0	0-3	0-0	L3
UCLA	0	3	0	0-2	0-1	L3
USC	0	9	0	0-6	0-3	L9
Utah	12	15	0	9-8	3-7	L2
Washington	2	4	0	1-2	1-2	L3
Washington State	3	2	0	2-2	1-0	W2
Totals	32	62	0	25-39	7-22	L1

SOUTHEASTERN

	W	L	T	Home	Away	Strk
Alabama	1	2	0	1-1	0-1	L1
Arkansas	0	1	0	0-1	0-0	L1
Florida	0	1	0	0-0	0-1	L1
Georgia	0	1	0	0-0	0-0	L1
Kentucky	0	1	0	0-0	0-1	L1
Missouri	0	0	1	0-0-1	0-0	T1
South Carolina	2	0	0	2-0	0-0	W2
Tennessee	0	2	0	0-1	0-1	L2
Texas A&M	0	1	0	0-1	0-0	L1
Totals	3	9	1	3-5-1	0-3	L3

SUN BELT

	W	L	T	Home	Away	Strk
Appalachian State	1	0	0	1-0	0-0	W1
Arkansas State	0	1	0	0-1	0-0	L1
Louisiana	1	0	0	1-0	0-0	W1
Louisiana-Monroe	1	1	0	1-1	0-0	W1
South Alabama	1	0	0	1-0	0-0	W1
Totals	4	2	0	4-2	0-0	W3

ALL-TIME SERIES RESULTS

ABILENE CHRISTIAN					
UH leads, 1-0					
Home: 1-0		Away: 0-0			
Date	Score	Mar.	W/L	Site	
09/13/80	41-0	+41	W	H	

AIR FORCE					
AF leads, 14-7-1					
Home: 5-8-1		Away: 2-6			
Date	Score	Mar.	W/L	Site	
10/08/66	0-54	-54	L	A	
11/29/80	20-12	+8	W	H	
11/27/82	45-21	+24	W	H	
11/05/83	10-45	-30	L	A	
11/23/85	20-27	-7	L	H	
08/30/86	17-24	-7	L	A	
11/21/87	31-34	-3	L	H	
11/26/88	19-14	+5	W	H	
12/09/89	35-35	+0	T	H	
09/08/90	3-27	-24	L	A	
11/23/91	20-24	-4	L	H	
09/12/92	6-3	+3	W	A	
11/20/93	45-17	+28	W	H	
12/03/94	24-37	-13	L	H	
11/25/95	28-45	-17	L	H	
10/26/96	7-34	-27	L	A	
11/01/97	27-34	-7	L	H	
11/24/01	52-30	+22	W	H	
11/16/12	7-21	-14	L	A	
10/31/15	7-58	-51	L	H	
10/22/16	34-27ot	+7	W	A	
10/19/19	26-56	-30	L	H	

ALABAMA					
ALA leads, 2-1					
Home: 1-1		Away: 0-1			
Date	Score	Mar.	W/L	Site	
11/30/02	16-21	-5	L	H	
11/29/03	37-29	+8	W	H	
09/02/06	17-25	-8	L	A	

APPALACHIAN STATE					
UH leads, 1-0					
Home: 1-0		Away: 0-0			
Date	Score	Mar.	W/L	Site	
08/30/03	40-17	+23	W	H	

ARIZONA					
Ariz leads, 5-1					
Home: 1-3		Away: 0-2			
Date	Score	Mar.	W/L	Site	
12/21/51	21-32	-11	L	H	
09/20/52	7-57	-50	L	A	
12/03/77	10-17	-7	L	H	
09/03/98	6-27	-21	L	H	
09/17/16	28-47	-19	L	A	
08/24/19	45-38	+7	W	H	

ARIZONA STATE					
ASU leads, 5-2					
Home: 2-3		Away: 0-2			
Date	Score	Mar.	W/L	Site	
09/18/54	14-28	-14	L	A	
12/02/55	6-39	-33	L	H	
09/20/58	6-47	-41	L	A	
12/04/59	6-14	-8	L	H	
12/07/74	3-26	-23	L	H	

ARIZONA STATE (CONT.)					
12/01/79	29-17	+12	W	H	
12/24/06	41-24	+17	W	H	

ARKANSAS					
ARK leads, 1-0					
Home: 0-1		Away: 0-0			
Date	Score	Mar.	W/L	Site	
12/05/87	20-38	-18	L	H	

ARKANSAS STATE					
ASU leads, 1-0					
Home: 0-1		Away: 0-0			
Date	Score	Mar.	W/L	Site	
09/26/98	0-20	-20	L	H	

ARMY WEST POINT					
UH leads, 4-1					
Home: 3-0		Away: 1-1			
Date	Score	Mar.	W/L	Site	
11/22/03	59-28	+31	W	H	
09/11/10	31-28	+3	W	A	
11/30/13	49-42	+7	W	H	
09/15/18	21-28	-7	L	A	
11/30/19	52-31	+21	W	H	

BOISE STATE					
BSU leads, 14-3					
Home: 3-6		Away: 0-8			
Date	Score	Mar.	W/L	Site	
09/21/96	20-14	+6	W	H	
09/18/99	34-19	+15	W	H	
11/10/01	21-28	-7	L	H	
10/05/02	31-58	-27	L	A	
12/06/03	28-45	-17	L	H	
10/29/04	3-69	-66	L	A	
10/01/05	41-44	-3	L	H	
09/23/06	34-41	-7	L	A	
11/23/07	39-27	+12	W	H	
10/17/08	7-27	-20	L	A	
10/24/09	9-54	-45	L	H	
11/06/10	7-42	-35	L	A	
11/10/12	14-49	-35	L	H	
10/03/15	0-55	-55	L	A	
11/12/16	16-52	-36	L	H	
10/12/19	37-59	-22	L	A	
12/07/19	10-31	-21	L	A	

BOSTON COLLEGE					
BC leads, 1-0					
Home: 0-1		Away: 0-0			
Date	Score	Mar.	W/L	Site	
08/31/96	21-24	-3	L	H	

BOWLING GREEN					
UH leads, 1-0					
Home: 1-1		Away: 0-0			
Date	Score	Mar.	W/L	Site	
11/19/77	41-21	+20	W	H	

BRIGHAM YOUNG					
BYU leads, 23-9					
Home: 9-13		Away: 0-10			
Date	Score	Mar.	W/L	Site	
12/10/30	49-13	+36	W	H	
11/17/50	39-7	+32	W	H	
09/29/51	7-20	-13	L	A	

BRIGHAM YOUNG (CONT.)					
Date	Score	Mar.	W/L	Site	
11/25/60	13-6	+7	W	H	
09/14/74	15-13	+2	W	H	
11/25/78	13-31	-18	L	H	
10/05/79	15-38	-23	L	A	
09/14/80	7-34	-27	L	H	
11/14/81	3-13	-10	L	H	
10/16/82	25-39	-14	L	A	
09/22/84	13-18	-5	L	H	
12/07/85	6-26	-20	L	H	
11/08/86	3-10	-7	L	H	
10/24/87	14-16	-2	L	H	
10/22/88	23-24	-1	L	H	
10/28/89	56-14	+42	W	H	
12/01/90	59-28	+31	W	H	
10/19/91	18-35	-17	L	A	
09/26/92	36-32	+4	W	H	
09/11/93	38-41	-3	L	A	
09/03/94	12-13	-1	L	H	
10/28/95	7-45	-38	L	A	
11/16/96	14-45	-31	L	H	
10/18/97	3-17	-14	L	A	
10/17/98	9-31	-22	L	H	
12/08/01	72-45	+27	W	H	
09/06/02	32-35	-3	L	A	
12/03/11	20-41	-21	L	H	
09/28/12	0-47	-47	L	A	
11/25/17	20-30	-10	L	H	
10/13/18	23-49	-26	L	A	
12/24/19	38-34	+4	W	H	

CALIFORNIA					
Cal leads, 3-2					
Home: 1-2		Away: 1-0 Neutral: 0-1			
Date	Score	Mar.	W/L	Site	
01/01/35	14-0	+14	W	H	
11/30/68	12-17	-5	L	H	
11/27/93	18-42	-24	L	H	
09/17/94	21-7	+14	W	A	
08/27/16	31-51	-20	L	N	

CENTRAL ARKANSAS					
UH leads, 2-0					
Home: 2-0		Away: 0-0			
Date	Score	Mar.	W/L	Site	
09/04/09	25-20	+5	W	H	
09/21/19	35-16	+19	W	H	

CENTRAL FLORIDA					
UH leads, 1-0					
Home: 1-0		Away: 0-0			
Date	Score	Mar.	W/L	Site	
10/21/95	45-14	+31	W	H	

CHARLESTON SOUTHERN					
UH leads, 2-0					
Home: 2-0		Away: 0-0			
Date	Score	Mar.	W/L	Site	
09/22/07	66-10	+56	W	H	
09/25/10	66-7	+59	W	H	

CINCINNATI					
CINCY leads, 2-1					
Home: 1-1		Away: 0-1			
Date	Score	Mar.	W/L	Site	
10/06/51	0-34	-34	L	A	

ALL-TIME SERIES RESULTS

CINCINNATI (CONT.)

Date	Score	Mar.	W/L	Site
11/23/02	20-19	+1	W	H
12/06/08	24-29	-5	L	H

COLORADO

UH leads, 3-2

Home: 3-0 Away: 0-2

Date	Score	Mar.	W/L	Site
01/01/25	13-0	+13	W	H
09/18/10	13-31	-18	L	A
09/03/11	34-17	+17	W	H
09/20/14	12-21	-9	L	A
09/03/15	28-20	+8	W	H

COLORADO STATE

CSU leads, 15-10

Home: 7-7 Away: 3-8

Date	Score	Mar.	W/L	Site
12/12/25	41-0	+41	W	H
12/04/64	6-13	-7	L	H
09/18/65	6-54	-48	L	A
09/17/77	16-20	-4	L	H
11/24/79	24-10	+14	W	H
11/28/81	59-6	+53	W	H
09/18/82	23-13	+10	W	A
09/10/83	34-0	+34	W	H
09/15/84	3-10	-7	L	A
11/02/85	34-14	+20	W	H
10/18/86	7-31	-24	L	A
11/07/87	39-38	+1	W	H
09/10/88	31-23	+8	W	A
10/21/89	16-31	-15	L	A
11/24/90	27-30	-3	L	H
09/28/91	16-28	-12	L	A
11/07/92	24-13	+11	W	H
11/11/95	0-22	-22	L	A
10/05/96	16-28	-12	L	H
10/04/97	0-63	-63	L	A
10/27/12	27-42	-15	L	A
10/26/13	28-35	-7	L	H
11/08/14	22-49	-27	L	A
09/30/17	21-51	-30	L	H
08/25/18	43-34	+9	W	A

DRAKE

UH leads, 1-0

Home: 1-0 Away: 0-0

Date	Score	Mar.	W/L	Site
12/19/31	19-13	+6	W	H

DUQUESNE

UH leads, 1-0

Home: 1-0 Away: 0-0

Date	Score	Mar.	W/L	Site
09/22/18	42-21	+21	W	H

EASTERN ILLINOIS

UH leads, 3-0

Home: 3-0 Away: 0-0

Date	Score	Mar.	W/L	Site
09/11/99	31-27	+4	W	H
08/31/02	61-36	+25	W	H
09/30/06	44-9	+35	W	H

FLORIDA

FLA leads, 1-0

Home: 0-0 Away: 0-1

Date	Score	Mar.	W/L	Site
08/30/08	10-56	-46	L	A

FLORIDA ATLANTIC

FAU leads, 1-0

Home: 0-1 Away: 0-0

Date	Score	Mar.	W/L	Site
09/04/04	28-35 ot	-7	L	H

FRESNO STATE

FSU leads, 29-22-1

Home: 14-15 Away: 8-14-1

Date	Score	Mar.	W/L	Site
11/18/38	13-15	-2	L	A
12/02/39	2-38	-36	L	H
01/01/41	0-3	-3	L	H
11/11/46	7-2	+5	W	A
12/06/47	27-13	+14	W	H
12/02/49	41-14	+27	W	H
10/06/50	20-34	-14	L	A
09/25/54	25-20	+5	W	A
11/26/55	18-20	-2	L	H
10/27/56	20-39	-19	L	A
11/22/57	8-31	-23	L	H
11/27/59	13-22	-9	L	H
09/24/60	7-17	-10	L	A
10/03/64	0-28	-28	L	A
11/27/65	3-7	-4	L	H
09/17/66	27-28	-1	L	A
11/25/67	29-19	+10	W	H
11/28/70	49-0	+49	W	H
10/02/71	8-19	-11	L	H
09/22/73	13-10	+3	W	A
11/23/74	21-7	+14	W	H
10/06/84	27-15	+12	W	H
10/05/85	24-24	+0	T	A
11/15/86	24-13	+11	W	H
10/17/92	47-45	+2	W	H
11/13/93	21-45	-24	L	A
09/24/94	16-31	-15	L	H
11/04/95	42-37	-5	W	H
09/28/96	0-20	-20	L	A
10/11/97	28-16	+12	W	H
11/14/98	12-51	-39	L	A
11/13/99	31-24 ot	+7	W	H
11/04/00	27-45	-18	L	A
10/26/01	38-34	+4	W	H
10/25/02	31-21	+10	W	A
10/11/03	55-28	+27	W	H
11/12/04	14-70	-56	L	A
10/29/05	13-27	-14	L	H
10/14/06	68-37	+31	W	A
11/10/07	37-30	+7	W	H
10/04/08	32-29 ot	+3	W	A
10/10/09	17-42	-25	L	H
10/09/10	49-27	+22	W	A
11/19/11	21-24	-3	L	H
11/03/12	10-45	-35	L	A
09/28/13	37-42	-5	L	H
11/29/14	21-28	-7	L	A
11/14/15	14-42	-28	L	H
11/19/16	14-13	+1	W	A
11/11/17	21-31	-10	L	H
10/27/18	20-50	-30	L	A
11/02/19	38-41	-3	L	H

GEORGIA

UGA leads, 1-0

Home: 0-0 Away: 0-0 Neut: 0-1

Date	Score	Mar.	W/L	Site
01/01/08	10-41	-31	L	N

GRAMBLING

GSU leads, 3-0

Home: 0-3 Away: 0-0

Date	Score	Mar.	W/L	Site
11/04/72	7-46	-39	L	H
09/20/75	6-20	-14	L	H
10/02/76	23-34	-11	L	H

HOUSTON

Hawai'i leads, 1-0

Home: 1-0 Away: 0-0

Date	Score	Mar.	W/L	Site
12/25/03	54-48 3ot	+6	W	H

IDAHO

UH leads, 10-2

Home: 7-1 Away: 3-1

Date	Score	Mar.	W/L	Site
01/01/31	37-0	+37	W	H
10/23/60	6-14	-8	L	H
09/24/77	45-26	+19	W	H
09/26/81	21-6	+15	W	H
11/20/04	52-21	+31	W	H
09/24/05	24-0	+24	W	A
10/28/06	68-10	+58	W	H
09/29/07	48-20	+28	W	A
11/22/08	49-17	+32	W	H
10/17/09	23-35	-12	L	A
10/30/10	45-10	+35	W	H
10/29/11	16-14	+2	W	A

IDAHO STATE

UH leads, 3-0

Home: 2-0 Away: 1-0

Date	Score	Mar.	W/L	Site
11/29/58	40-19	+21	W	H
09/26/59	14-8	+6	W	A
11/04/67	21-6	+15	W	H

ILLINOIS

UH leads, 1-0

Home: 0-0 Away: 0-0 Neutral: 1-0

Date	Score	Mar.	W/L	Site
12/30/92	27-17	+10	W	N

IOWA

Iowa leads, 3-1

Home: 1-1 Away: 0-2

Date	Score	Mar.	W/L	Site
10/20/56	0-34	-34	L	A
12/01/84	6-17	-11	L	H
09/03/88	27-24	+3	W	H
09/07/91	10-53	-43	L	A

KANSAS

Kansas leads, 1-0

Home: 0-1 Away: 0-0

Date	Score	Mar.	W/L	Site
08/31/85	27-33	-6	L	H

ALL-TIME SERIES RESULTS

KENT STATE					
Tied 1-1					
Home: 1-1		Away: 0-0			
Date	Score	Mar.	W/L	Site	
11/06/76	6-27	-21	L	H	
09/18/93	49-17	+32	W	H	

KENTUCKY					
UK leads, 1-0					
Home: 0-0		Away: 0-1			
Date	Score	Mar.	W/L	Site	
09/13/58	0-51	-51	L	A	

LAMAR					
UH leads, 1-0					
Home: 1-0		Away: 0-0			
Date	Score	Mar.	W/L	Site	
09/15/12	54-2	+52	W	H	

LOUISIANA					
UH leads, 1-0					
Home: 1-0		Away: 0-0			
Date	Score	Mar.	W/L	Site	
10/01/77	20-6	+14	W	H	

LOUISIANA-MONROE					
SERIES TIED, 1-1					
Home: 1-1		Away: 0-0			
Date	Score	Mar.	W/L	Site	
11/22/97	20-23	ot -3	L	H	
11/28/15	28-26	+2	W	H	

LOUISIANA TECH					
UH leads, 8-3					
Home: 5-1		Away: 3-2			
Date	Score	Mar.	W/L	Site	
11/18/00	27-10	+17	W	H	
10/18/03	44-41	+3	W	A	
11/06/04	34-23	+11	W	H	
10/08/05	14-46	-32	L	A	
11/11/06	61-17	+44	W	H	
09/08/07	45-44	ot +1	W	A	
10/11/08	24-14	+10	W	H	
09/30/09	6-27	-21	L	A	
10/02/10	41-21	+20	W	H	
10/01/11	44-26	+18	W	A	
12/22/18	14-31	-17	L	H	

MAINE					
UH leads, 1-0					
Home: 1-0		Away: 0-0			
Date	Score	Mar.	W/L	Site	
10/06/90	44-3	+41	W	H	

MASSACHUSETTS					
UH leads, 2-0					
Home: 1-0		Away: 1-0			
Date	Score	Mar.	W/L	Site	
11/26/16	46-40	+6	W	H	
08/26/17	38-35	+3	W	A	

MIAMI-OHIO					
UH leads, 1-0					
Home: 1-1		Away: 0-0			
Date	Score	Mar.	W/L	Site	
11/17/01	52-51	+1	W	H	

MICHIGAN					
UM leads, 3-0					
Home: 0-2		Away: 0-1			
Date	Score	Mar.	W/L	Site	
12/06/86	10-27	-17	L	H	
11/28/98	17-48	-31	L	H	
09/03/16	3-63	-60	L	A	

MICHIGAN STATE					
MSU leads, 4-1					
Home: 1-2		Away: 0-2			
Date	Score	Mar.	W/L	Site	
11/29/47	19-58	-39	L	H	
10/02/48	21-68	-47	L	A	
12/25/89	13-33	-20	L	H	
12/04/04	38-41	+3	W	H	
09/10/05	14-42	-28	L	A	

MIDDLE TENNESSEE					
UH leads, 2-0					
Home: 2-0		Away: 0-0			
Date	Score	Mar.	W/L	Site	
09/04/93	35-14	-21	W	H	
12/24/16	52-35	+17	W	H	

MINNESOTA					
UH leads, 1-0					
Home: 1-0		Away: 0-0			
Date	Score	Mar.	W/L	Site	
08/30/97	17-3	+14	W	H	

MISSOURI					
Tied, 0-0-1					
Home: 0-0-1		Away: 0-0			
Date	Score	Mar.	W/L	Site	
11/26/94	32-32	0	T	H	

MONTANA					
UH leads, 4-1					
Home: 4-1		Away: 0-0			
Date	Score	Mar.	W/L	Site	
12/20/47	12-14	-2	L	H	
11/13/71	25-11	+14	W	H	
10/21/72	30-3	+27	W	H	
09/11/82	40-0	+40	W	H	
09/08/01	30-12	+18	W	H	

MONTANA STATE					
Tied, 1-1					
Home: 0-1		Away: 1-0			
Date	Score	Mar.	W/L	Site	
10/11/47	14-0	+14	W	A	
11/13/76	7-28	-21	L	H	

NAVY					
UH leads, 3-1					
Home: 3-0		Away: 0-1			
Date	Score	Mar.	W/L	Site	
11/20/99	48-41	+7	W	H	
11/28/09	24-17	+7	W	H	
11/09/13	28-42	-14	L	A	
09/01/18	59-41	+18	W	H	

NEBRASKA					
NEB leads, 5-1					
Home: 0-4		Away: 1-1			
Date	Score	Mar.	W/L	Site	
11/26/54	0-50	-50	L	H	
09/17/55	6-0	+6	W	A	
12/04/71	3-45	-42	L	H	
12/04/76	3-68	-65	L	H	
09/16/78	10-56	-46	L	A	
12/04/82	16-37	-21	L	H	

NEVADA					
UN leads, 14-10					
Home: 8-6		Away: 2-8			
Date	Score	Mar.	W/L	Site	
12/15/20	0-14	-14	L	H	
12/07/46	7-26	-19	L	H	
12/17/48	12-73	-61	L	H	
11/23/68	21-0	+21	W	H	
11/11/00	37-17	+20	W	H	
09/22/01	20-28	-8	L	A	
10/12/02	59-34	+25	W	H	
11/15/03	14-24	-10	L	A	
10/09/04	48-26	+22	W	H	
11/05/05	28-38	-10	L	A	
10/07/06	41-34	+7	W	H	
11/16/07	28-26	+2	W	A	
10/25/08	38-31	+7	W	H	
10/31/09	21-31	-10	L	A	
10/16/10	27-21	+6	W	H	
11/12/11	28-42	-14	L	A	
09/22/12	24-69	-45	L	H	
09/21/13	9-31	-22	L	A	
10/25/14	18-26	-8	L	H	
10/24/15	20-30	-10	L	A	
10/01/16	38-17	+21	W	H	
10/07/17	21-35	-14	L	A	
10/20/18	22-40	-18	L	H	
09/28/19	54-3	+51	W	A	

NEW MEXICO					
UH leads, 15-10					
Home: 11-6		Away: 4-4			
Date	Score	Mar.	W/L	Site	
11/20/64	0-20	-20	L	H	
11/27/71	28-21	+7	W	H	
09/10/77	26-35	-9	L	H	
09/09/78	22-16	+6	W	H	
09/22/79	20-3	+17	W	H	
10/18/80	31-14	+17	W	A	
10/17/81	23-13	+10	W	H	
11/20/82	17-41	-24	L	A	
10/22/83	25-16	+9	W	H	
11/24/84	48-13	+35	W	H	
10/26/85	27-17	+10	W	A	
10/04/86	27-10	+17	W	H	
10/10/87	41-31	+10	W	A	
11/05/88	45-3	+42	W	H	
09/30/89	60-14	+46	W	H	
11/03/90	43-16	+27	W	H	
09/14/91	35-13	+22	W	H	
10/02/93	14-41	-27	L	A	
10/08/94	21-38	-17	L	H	
10/14/95	10-24	-14	L	A	
10/24/98	20-30	-10	L	H	
10/13/12	23-35	-12	L	H	
10/17/15	27-28	-1	L	A	
10/29/16	21-28	-7	L	H	
10/26/19	45-31	+14	W	A	

ALL-TIME SERIES RESULTS

NEW MEXICO STATE

UH leads, 8-0

Home: 5-0 Away: 3-0

Date	Score	Mar.	W/L Site
11/11/78	35-20	+15	W H
10/15/05	49-28	+21	W H
10/21/06	49-30	+19	W A
10/27/07	50-13	+37	W H
11/08/08	42-30	+12	W A
11/14/09	24-6	+18	W H
11/27/10	59-24	+35	W A
10/22/11	45-34	+11	W H

NORTHERN ARIZONA

UH leads, 1-0

Home: 1-0 Away: 0-0

Date	Score	Mar.	W/L Site
11/11/72	20-13	+7	W H

NORTHERN COLORADO

UH leads, 1-0

Home: 1-0 Away: 0-0

Date	Score	Mar.	W/L Site
09/01/07	63-6	+57	W H

NORTHERN IOWA

UH leads, 1-0

Home: 1-0 Away: 0-0

Date	Score	Mar.	W/L Site
09/13/14	27-24	+3	W H

NORTHWESTERN

Tied, 1-1

Home: 1-1 Away: 0-0

Date	Score	Mar.	W/L Site
11/21/98	21-47	-26	L H
11/27/04	49-41	+8	W H

NOTRE DAME

ND leads, 3-0

Home: 0-3 Away: 0-0

Date	Score	Mar.	W/L Site
11/30/91	42-48	-6	L H
11/29/97	22-23	-1	L H
12/24/08	21-49	-28	L H

OHIO

OU leads, 1-0

Home: 1-1 Away: 0-0

Date	Score	Mar.	W/L Site
09/07/96	10-21	-11	L H

OHIO STATE

OSU leads, 1-0

Home: 0-0 Away: 0-1

Date	Score	Mar.	W/L Site
09/12/15	0-38	-38	L A

OKLAHOMA

OU leads, 2-0

Home: 0-2 Away: 0-0

Date	Score	Mar.	W/L Site
01/01/32	0-7	-7	L H
12/03/83	17-21	-4	L H

OKLAHOMA STATE

OSU leads, 1-0

Home: 0-1 Away: 0-0

Date	Score	Mar.	W/L Site
12/02/95	20-24	-4	L H

OREGON

UO leads, 4-3

Home: 2-3 Away: 1-1

Date	Score	Mar.	W/L Site
12/26/21	0-47	-47	L H
01/01/29	0-6	-6	L H
11/23/29	0-7	-7	L A
11/29/69	16-57	-41	L H
12/03/88	41-17	+24	W H
09/05/92	24-21	+3	W A
09/10/94	36-16	+20	W H

OREGON STATE

OSU leads, 7-4

Home: 4-5 Away: 0-2

Date	Score	Mar.	W/L Site
01/01/24	7-0	+7	W H
01/01/40	6-39	-33	L H
01/01/49	27-47	-20	L H
11/27/76	0-59	-59	L H
11/25/89	23-21	+2	W H
12/25/99	23-17	+6	W H
12/02/06	32-35	-3	L H
09/13/08	7-45	-38	L A
09/07/13	14-33	-19	L A
09/06/14	30-38	-8	L H
09/07/19	31-28	+3	W H

PITTSBURGH

UH leads, 1-0

Home: 1-0 Away: 0-0

Date	Score	Mar.	W/L Site
12/05/92	36-23	+13	W H

PORTLAND STATE

UH leads, 4-1

Home: 3-1 Away: 1-0

Date	Score	Mar.	W/L Site
09/16/72	38-13	+25	W A
10/18/75	24-7	+17	W H
10/16/76	20-17	+3	W H
10/22/77	21-12	+9	W H
09/09/00	20-45	-25	L H

PRAIRIE VIEW A&M

UH leads, 1-0

Home: 1-0 Away: 0-0

Date	Score	Mar.	W/L Site
10/20/79	65-0	+65	W H

PURDUE

UH leads, 1-0

Home: 1-0 Away: 0-0

Date	Score	Mar.	W/L Site
11/25/06	42-35	+7	W H

RICE

Rice leads, 5-3

Home: 2-2 Away: 1-3

Date	Score	Mar.	W/L Site
10/09/99	19-38	-19	L H
10/21/00	13-38	-25	L A

RICE (CONT.)

Date	Score	Mar.	W/L Site
09/29/01	24-27	-3	L H
11/16/02	33-28	+5	W A
09/27/03	41-21	+20	W H
09/18/04	29-41	-12	L A
10/04/14	14-28	-14	L A
09/08/18	43-29	+14	W H

RUTGERS

SERIES TIED, 1-1

Home: 1-0 Away: 0-1

Date	Score	Mar.	W/L Site
11/30/74	28-16	+12	W H
10/04/75	3-7	-4	L A

SAN DIEGO STATE

SDSU leads 21-11-2

Home: 7-11-2 Away: 4-10

Date	Score	Mar.	W/L Site
11/15/39	13-0	+13	W A
12/07/40	33-7	+26	W H
09/20/50	27-49	-22	L H
01/01/52	13-34	-21	L H
09/26/53	7-40	-33	L A
11/08/80	31-6	+25	W H
10/24/81	28-10	+18	W A
11/06/82	28-31	-3	L H
10/01/83	27-27	+0	T H
10/27/84	16-10	+6	W H
11/30/85	10-10	+0	T H
11/22/86	5-35	-30	L A
10/31/87	21-29	-8	L H
10/15/88	32-30	+2	W A
10/07/89	31-24	+7	W H
11/10/90	38-44	-6	L A
10/05/91	21-47	-26	L H
11/14/92	28-52	-24	L A
10/09/93	14-45	-31	L H
10/29/94	23-38	-15	L A
11/18/95	10-49	-39	L H
10/11/96	8-56	-48	L A
10/25/97	3-10	-7	L H
10/09/98	13-35	-22	L A
12/07/02	41-40	+1	W H
12/03/05	49-38	+11	W H
10/06/12	14-52	-38	L A
11/16/13	21-28	-7	L H
10/18/14	10-20	-10	L A
10/10/15	14-28	-14	L H
11/05/16	0-55	-55	L A
10/28/17	7-28	-21	L H
11/24/18	31-30	+1	W A
11/23/19	14-11	+3	W H

SAN JOSÉ STATE

UH leads, 22-19-1

Home: 13-13 Away: 9-6-1

Date	Score	Mar.	W/L Site
12/11/36	8-13	-5	L H
12/04/37	6-7	-1	L H
12/03/38	13-12	+1	W H
09/23/55	0-34	-34	L A
11/30/56	20-0	+20	W H
11/30/57	0-12	-12	L H
09/27/58	8-6	+2	W A
10/03/59	14-44	-30	L A

ALL-TIME SERIES RESULTS

SAN JOSÉ STATE (CONT.)

Date	Score	Mar.	W/L	Site
12/02/60	6-48	-42	L	H
11/30/62	0-19	-19	L	H
11/25/72	28-14	+14	W	H
11/24/73	3-23	-20	L	H
11/09/74	11-23	-21	L	H
11/29/75	30-20	+10	W	H
09/11/76	7-48	-41	L	A
11/05/77	14-24	-10	L	A
10/07/78	25-11	+14	W	H
09/17/88	36-27	+9	W	H
11/16/91	35-35	+0	T	A
11/09/96	17-38	-21	L	H
11/15/97	14-38	-24	L	A
11/07/98	17-45	-28	L	H
11/06/99	62-41	+21	W	A
10/28/00	48-57	-9	L	H
11/03/01	34-10	+24	W	H
11/02/02	40-31	+9	W	H
11/01/03	13-10	+3	W	A
10/23/04	46-28	+18	W	H
10/22/05	45-38	+7	W	A
11/18/06	54-17	+37	W	H
10/12/07	42-35	ot +7	W	A
09/27/08	17-20	-3	L	H
11/21/09	17-10	ot +7	W	A
11/20/10	41-7	+34	W	H
10/14/11	27-28	-1	L	A
10/05/13	27-37	-10	L	H
11/15/14	13-0	+13	W	A
11/21/15	23-42	-19	L	H
10/08/16	34-17	+17	W	A
10/14/17	37-26	+11	W	H
09/29/18	44-41	5ot +3	W	A
11/09/19	42-40	+2	W	H

SOUTH ALABAMA

UH leads, 1-0

Home: 1-0 Away: 0-0

Date	Score	Mar.	W/L	Site
12/01/12	23-7	+16	W	H

SOUTH CAROLINA

UH leads, 2-0

Home: 2-0 Away: 0-0

Date	Score	Mar.	W/L	Site
11/26/77	24-7	+17	W	H
12/05/81	33-10	+23	W	H

SOUTH DAKOTA STATE

SDSU leads, 1-0

Home: 0-1 Away: 0-0

Date	Score	Mar.	W/L	Site
12/25/26	2-9	-7	L	H

SE MISSOURI STATE

UH leads, 1-0

Home: 1-0 Away: 0-0

Date	Score	Mar.	W/L	Site
11/12/94	34-0	+34	W	H

SMU

UH leads, 4-1

Home: 2-1 Away: 2-0

Date	Score	Mar.	W/L	Site
10/03/98	0-28	-28	L	H

SMU (CONT.)

Date	Score	Mar.	W/L	Site
09/25/99	20-0	+20	W	A
10/14/00	30-15	+15	W	H
10/06/01	38-31	ot +7	W	A
09/29/02	42-10	+32	W	H

SOUTHERN MISS

S. MISS leads, 1-0

Home: 0-1 Away: 0-0

Date	Score	Mar.	W/L	Site
10/15/77	26-28	-2	L	H

STANFORD

Stanford leads, 3-0

Home: 0-3 Away: 0-0

Date	Score	Mar.	W/L	Site
12/23/46	7-18	-11	L	H
01/02/50	20-74	-54	L	H
12/02/72	7-39	-32	L	H

TEMPLE

TEMPLE leads, 1-0

Home: 0-1 Away: 0-0

Date	Score	Mar.	W/L	Site
11/03/79	34-31	-3	L	H

TENNESSEE

TENN leads, 2-0

Home: 0-1 Away: 0-1

Date	Score	Mar.	W/L	Site
10/28/72	2-34	-32	L	A
12/04/75	6-28	-22	L	H

TEXAS

TEXAS leads, 1-0

Home: 0-1 Away: 0-0

Date	Score	Mar.	W/L	Site
09/02/95	17-38	-21	L	H

TEXAS A&M

TAMU leads, 1-0

Home: 0-1 Away: 0-0

Date	Score	Mar.	W/L	Site
09/01/90	13-28	-15	L	H

TEXAS SOUTHERN

UH leads, 1-0

Home: 1-0 Away: 0-0

Date	Score	Mar.	W/L	Site
09/29/73	24-21	+3	W	H

TCU

TCU leads, 2-0

Home: 0-1 Away: 0-1

Date	Score	Mar.	W/L	Site
10/29/99	14-34	-20	L	H
10/07/00	21-41	-20	L	A

TULANE

UH leads, 3-1

Home: 3-1 Away: 0-0

Date	Score	Mar.	W/L	Site
09/02/89	31-26	+5	W	H
12/04/93	56-17	+39	W	H
12/25/02	28-36	-8	L	H
11/26/11	35-23	+12	W	H

TULSA

UH leads, 5-4

Home: 3-2 Away: 2-2

Date	Score	Mar.	W/L	Site
09/22/51	0-58	-58	L	A
11/28/92	38-9	+29	W	H
10/23/99	35-21	+14	W	A
09/30/00	14-24	-10	L	H
10/20/01	36-15	+21	W	A
10/19/02	37-14	+23	W	H
10/04/03	16-27	-10	L	A
10/02/04	44-16	+28	W	H
12/24/10	35-62	-27	L	H

UAB

UH leads, 1-0

Home: 1-0 Away: 0-0

Date	Score	Mar.	W/L	Site
12/24/04	59-40	+19	W	H

UC DAVIS

UH leads, 2-0

Home: 2-0 Away: 0-0

Date	Score	Mar.	W/L	Site
09/24/11	56-14	+42	W	H
09/19/15	47-27	+20	W	H

UCLA

UCLA leads, 3-0

Home: 0-1 Away: 0-2

Date	Score	Mar.	W/L	Site
11/15/35	6-19	-13	L	A
01/02/39	7-32	-25	L	H
09/09/17	23-56	-33	L	A

UNLV

UH leads, 17-12

Home: 11-3 Away: 6-9

Date	Score	Mar.	W/L	Site
10/25/69	57-19	+38	W	H
11/07/70	28-21	+7	W	A
10/27/73	31-29	+2	W	H
10/26/74	8-33	-25	L	A
10/14/78	20-30	-20	L	A
09/29/79	31-48	-17	L	H
11/15/80	24-19	+5	W	A
10/31/81	57-21	+36	W	H
10/15/83	23-0	+23	W	A
09/29/84	16-12	+4	W	H
10/24/92	55-25	+30	W	H
09/30/95	58-30	+28	W	A
10/19/96	38-28	+10	W	H
09/20/97	15-25	-10	L	A
12/02/00	32-34	-2	L	H
09/19/03	22-33	-11	L	A
09/16/06	42-13	+29	W	H
09/15/07	49-14	+35	W	A
09/19/09	33-34	-1	L	A
12/04/10	59-21	+38	W	H
09/17/11	20-40	-20	L	A
11/24/12	48-10	+38	W	H
10/12/13	37-39	-2	L	A
11/22/14	37-35	+2	W	H
11/07/15	21-41	-20	L	A
10/15/16	38-41	-3	L	H
11/04/17	23-31	-8	L	A
11/17/18	35-28	+7	W	H
11/16/19	21-7	+14	W	A

ALL-TIME SERIES RESULTS

USC

USC leads, 9-0

Home: 0-6 Away: 0-3

Date	Score	Mar.	W/L	Site
11/15/30	0-52	-52	L	A
01/01/36	6-38	-32	L	H
12/02/78	5-21	-16	L	H
09/04/99	7-62	-55	L	H
09/13/03	32-61	-29	L	A
09/03/05	17-63	-45	L	H
09/02/10	36-49	-13	L	H
09/01/12	10-49	-39	L	A
08/29/13	13-30	-17	L	H

UTAH

UTAH leads, 15-12

Home: 9-8 Away: 3-7

Date	Score	Mar.	W/L	Site
12/18/26	7-17	-10	L	H
12/14/35	21-20	+1	W	H
12/17/38	13-14	-1	L	H
11/11/39	19-34	-15	L	A
01/01/47	19-16	+3	W	H
10/04/47	0-35	-35	L	A
12/16/50	28-40	-12	L	H
10/03/53	24-47	-23	L	H
12/06/58	20-47	-27	L	H
09/17/60	6-33	-27	L	A
12/02/67	20-25	-5	L	H
12/01/73	7-6	+1	W	H
09/08/79	23-27	-4	L	H
10/09/82	10-7	+3	W	H
09/24/83	25-28	-3	L	A
10/20/84	20-17	+3	W	H
09/14/85	27-29	-2	L	H
1/01/86	33-13	+20	W	A
10/17/87	25-14	+11	W	H
09/24/88	48-20	+28	W	A
09/23/89	67-20	+47	W	H
09/22/90	19-7	+12	W	A
11/02/91	52-26	+26	W	H
10/10/92	17-38	-21	L	A
11/06/93	41-30	+11	W	H
10/15/94	3-14	-11	L	A
09/19/98	21-30	-9	L	A

UTAH STATE

USU leads, 10-6

Home: 4-5 Away: 2-5

Date	Score	Mar.	W/L	Site
12/17/27	21-20	+1	W	H
09/14/57	12-26	-14	L	A
12/11/59	6-48	-42	L	H
09/11/65	12-31	-19	L	A
11/26/66	0-48	-48	L	H
11/12/05	50-23	+27	W	H
11/04/06	63-10	+53	W	A
10/06/07	52-37	+25	W	H
11/01/08	14-30	-16	L	A
11/07/09	49-6	+43	W	H
10/23/10	45-7	+38	W	A
11/05/11	31-35	-4	L	H
11/02/13	10-47	-37	L	A
11/01/14	14-35	-21	L	H
11/18/17	0-38	-38	L	A
11/03/18	17-56	-39	L	H

UTEP

UH leads, 18-13

Home: 12-5 Away: 6-8

Date	Score	Mar.	W/L	Site
12/4/48	6-49	-43	L	H
10/01/49	7-14	-7	L	A
12/01/50	13-46	-33	L	H
10/04/52	26-42	-16	L	A
11/15/75	21-9	+12	W	H
11/20/76	28-12	+16	W	H
11/04/78	35-13	+22	W	H
10/27/79	27-12	+15	W	A
10/04/80	14-34	-20	L	H
11/07/81	35-7	+28	W	A
09/25/82	17-10	+7	W	H
10/29/83	25-24	+1	W	H
10/13/84	24-20	+4	W	A
11/09/85	23-7	+16	W	A
09/20/86	31-21	+10	W	H
09/26/87	13-37	-24	L	A
10/08/88	25-42	-17	L	H
11/04/89	26-7	+19	W	H
10/13/90	10-12	-2	L	A
11/09/91	24-41	-17	L	H
10/31/92	41-21	+20	W	A
09/25/93	52-0	+52	W	H
10/01/94	28-34	-6	L	A
09/23/95	42-21	+21	W	H
10/31/98	13-30	-17	L	A
10/02/99	33-3	+30	W	H
09/23/00	7-39	-32	L	A
10/13/01	66-7	+59	W	H
09/21/02	31-6	+25	W	A
10/25/03	31-15	+16	W	H
10/16/04	20-51	-31	L	A

UT MARTIN

UH leads, 1-0

Home: 1-0 Away: 0-0

Date	Score	Mar.	W/L	Site
09/10/16	41-36	+5	W	H

WASHINGTON

UW leads, 2-4

Home: 1-2 Away: 1-2

Date	Score	Mar.	W/L	Site
01/02/38	13-53	-40	L	H
09/15/73	10-7	+3	W	A
12/01/07	35-28	+7	W	H
09/10/11	32-40	-8	L	A
08/30/14	16-17	-1	L	H
09/14/19	20-52	-32	L	A

WASHINGTON STATE

UH leads, 3-2

Home: 2-2 Away: 1-0

Date	Score	Mar.	W/L	Site
01/01/26	20-11	+9	W	H
01/01/30	7-28	-21	L	H
11/27/99	14-22	-8	L	H
11/29/08	24-10	+14	W	H
09/12/09	38-20	+18	W	A

WEBER STATE

UH leads, 1-0

Home: 1-0 Away: 0-0

Date	Score	Mar.	W/L	Site
09/6/08	36-17	+19	W	H

WESTERN ILLINOIS

WI leads, 1-0

Home: 0-1 Away: 0-0

Date	Score	Mar.	W/L	Site
11/02/74	0-31	-31	L	H

WEST VIRGINIA

UH leads, 1-0

Home: 1-0 Away: 0-0

Date	Score	Mar.	W/L	Site
10/11/80	16-13	+3	W	H

WISCONSIN

WISC leads, 6-1

Home: 1-4 Away: 0-2

Date	Score	Mar.	W/L	Site
09/06/86	20-17	+3	W	H
09/12/87	7-28	-21	L	A
11/30/96	10-59	-49	L	H
11/25/00	18-34	-16	L	H
11/25/05	24-41	-17	L	H
12/05/09	10-51	-41	L	H
09/26/15	0-28	-28	L	A

WYOMING

WYO leads, 14-10

Home: 7-7 Away: 3-7

Date	Score	Mar.	W/L	Site
11/18/78	27-22	+5	W	H
11/17/79	13-21	-8	L	H
09/27/80	20-45	-25	L	A
10/10/81	14-9	+5	W	A
10/02/82	10-28	-18	L	H
11/26/83	13-31	-18	L	H
11/03/84	31-28	+3	W	H
10/12/85	26-18	+8	W	A
11/29/86	35-19	+16	W	H
11/28/87	20-24	-4	L	H
11/19/88	22-28	-6	L	H
09/16/89	15-20	-5	L	A
11/17/90	38-17	+21	W	H
08/31/91	32-17	+15	W	A
11/21/92	42-18	+24	W	H
10/23/93	10-48	-38	L	A
11/19/94	10-13	-3	L	H
09/16/95	6-52	-46	L	A
09/14/96	0-66	-66	L	A
09/13/97	6-35	-29	L	H
11/23/13	56-59	ot -3	L	A
10/11/14	38-28	+10	W	H
09/23/17	21-28	ot -7	L	A
10/06/18	17-13	+4	W	H

YALE


UH leads, 1-0

Home: 1-0 Away: 0-0

Date	Score	Mar.	W/L	Site
10/03/87	62-10	+52	W	H

ALL-TIME RESULTS

The University of Hawai'i football program officially began as a club sport in 1909 as the "Fighting Deans," two years after the College of Hawai'i was founded. The College of Hawai'i became the University of Hawai'i in 1920. The University of Hawai'i became a member of the National Collegiate Athletic Association (NCAA) in 1946 and the football program played its first all-college schedule in 1966.



AUSTIN JONES
Years: 1909-11 (3)
Record: 8-6
Note: Program's first head coach

1909 (2-2)				
Coach: Austin Jones				
Date	School	Result	Score	Attendance
10/23	McKinley HS	W	6-5	2,500
10/30	O'ahu College (Punahou)	L	0-23	
11/13	McKinley HS	W	10-0	
11/20	O'ahu College (Punahou)	L	0-11	

1910 (4-2)				
Coach: Austin Jones				
Date	School	Result	Score	
10/29	McKinley HS	W	16-0	
11/05	McKinley HS	W	24-0	
11/12	McKinley HS	W	36-0	
11/19	O'ahu College (Punahou)	W	3-2	
11/24	O'ahu College (Punahou)	L	0-9	
12/03	O'ahu College (Punahou)	L	0-5	

1911 (2-2)				
Coach: Austin Jones				
Date	School	Result	Score	
10/28	McKinley HS	W	21-0	
11/11	Punahou Academy	L	0-17	
11/18	McKinley HS	W	6-3	
11/30	Punahou Academy	L	5-29	

1912-14 NO TEAMS



JOHN PEDEN
Years: 1915 (1)
Record: 5-1-1

1915 (5-5-1)				
Coach: John Peden				
Date	School	Result	Score	
10/09	Kamehameha HS	L	0-7	
10/16	McKinley HS	W	17-0	
10/30	Punahou Academy	W	15-13	
11/05	Mills (Mid-Pacific Inst.)	W	50-0	
11/13	Punahou Academy	T	0-0	
11/17	Kamehameha HS	W	20-16	
11/20	McKinley HS	W	19-0	



WILLIAM BRITTON
Years: 1916 (1)
Record: 3-2-1

1916 (3-2-1)				
Coach: William Britton				
Date	School	Result	Score	
10/14	Punahou Academy	T	12-12	
10/21	McKinley HS	W	14-0	
10/27	Mills (Mid-Pacific Inst.)	W	38-6	
11/04	Kamehameha HS	L	0-10	
11/18	Kamehameha HS	W	9-6	
11/25	National Guard	L	6-7	




DAVID CRAWFORD
Years: 1917-19 (3)
Record: 11-1-2

1917 (4-0-1)				
Coach: David Crawford				
Date	School	Result	Score	
10/06	Punahou Academy	T	0-0	
10/13	Kamehameha HS	W	7-6	
10/20	McKinley HS	W	48-0	
10/27	Punahou Academy	W	21-0	
11/3	Kamehameha HS	W	12-0	

1918 (3-1)				
Coach: David Crawford				
Date	School	Result	Score	
11/09	Aero Squadron	W	21-0	
11/16	1st Infantry (Ft. Shafter)	L	7-34	
11/23	Aero Squadron	W	27-7	
11/28	Signal Corps	W	7-6	

1919 (4-0-1)				
Coach: David Crawford				
Date	School	Result	Score	
11/01	Outrigger Canoe Club	T	6-6	
11/09	Outrigger Canoe Club	W	27-7	
11/15	Schofield	W	10-6	
11/29	Luke Field	W	68-0	
12/06	Town Team	W	27-2	



RAYMOND ELLIOTT
Years: 1920 (1) **Record:** 6-2
Notes: Coached first collegiate game vs. Nevada.

1920 (6-2)				
Coach: Raymond Elliott				
Date	School	Result	Score	Attendance
11/06	Pearl Harbor Navy	W	19-0	
11/13	Luke Field	W	47-0	
11/18	Punahou Academy	W	21-0	
11/27	Schofield	W	41-0	
12/04	Palama	W	7-0	
12/11	Outrigger Canoe Club	L	0-3	
12/18	Waikiki	W	23-14	
12/25	Nevada	L	0-14	4,000

ALL-TIME RESULTS



OTTO "PROC" KLUM

Years: 1921-39 (19) Record: 84-51-7

Notes: Winningest coach in school history with 84 wins in 19 years.

1921 (3-3-2)

Coach: Otto "Proc" Klum

Date	School	Result	Score
10/08	Honolulu AC	L	6-7
10/14	Hawai'i Marines	T	0-0
10/29	National Guard	W	29-7
11/05	Pearl Harbor Navy	L	0-35
11/11	Palama	W	13-6
11/26	Outrigger Canoe Club	T	12-12
12/03	Town Team	W	7-0
12/26	Oregon	L	0-47

1922 (5-1-1)

Coach: Otto "Proc" Klum

Date	School	Result	Score
10/07	Field Artillery	W	20-0
10/14	Fort Ruger	W	88-0
11/04	National Guard	W	40-0
11/11	Palama	W	27-0
11/25	Navy (HI)	L	10-13
12/09	Town Team	T	6-6
12/25	Cal Poly-Pomona	W	25-6

1923 (5-1-2)

Coach: Otto "Proc" Klum

Date	School	Result	Score
09/29	Coast Defense	W	83-6
10/06	Town Team	W	13-0
10/20	Hawai'i Army	W	27-7
11/03	National Guard	W	10-0
11/12	Pearl Harbor Navy	T	19-19
11/29	at Cal Poly-Pomona	L	7-14
12/18	Town Team	T	6-6
01/01	Oregon State	W	7-0

1924 (8-0)

Coach: Otto "Proc" Klum

Date	School	Result	Score	Attendance
10/04	13th Field Artillery	W	41-0	
10/11	Town Team	W	21-6	
11/11	Army (HI)	W	37-0	
11/22	Navy (HI)	W	16-3	
11/29	Town Team	W	19-0	
12/06	Occidental	W	18-3	
12/13	Healani	W	20-0	
01/01	Colorado	W	13-0	10,000

1925 (10-0)

Coach: Otto "Proc" Klum

Date	School	Result	Score	Attendance
09/26	11th Field Artillery	W	68-0	
09/26	27th Infantry	W	20-0	
10/03	National Guard	W	86-0	
10/10	Healani	W	74-0	
10/24	Palama	W	42-0	
10/31	Pearl Harbor Navy	W	43-0	
11/11	Town Team	W	14-6	
11/26	at Occidental	W	13-0	35,000
12/12	Colorado State	W	41-0	
01/01	Washington State	W	20-11	12,000

1926 (5-4)

Coach: Otto "Proc" Klum

Date	School	Result	Score	Attendance
10/02	Field Artillery	W	101-0	
10/09	UH Alumni	L	0-2	
10/16	Healani	W	101-0	
10/30	National Guard	W	26-7	
11/11	Town Team	L	7-14	10,000
11/19	Navy (HI)	W	33-13	
12/04	SF Olympic Club	W	34-0	
12/18	Utah	L	7-17	
12/25	South Dakota State	L	2-9	

1927 (5-2)

Coach: Otto "Proc" Klum

Date	School	Result	Score	Attendance
10/08	UH Alumni	L	2-3	
10/22	O'ahu Blues	W	20-13	
11/02	Pearl Harbor Navy	W	24-7	
11/11	Town Team	W	10-0	
11/24	at Occidental	W	20-0	45,000
12/17	Utah State	W	21-20	
01/02	Santa Clara	L	12-18	16,000

1928 (2-5)

Coach: Otto "Proc" Klum

Date	School	Result	Score	Attendance
10/06	UH Alumni	L	6-13	
11/06	Mailes	L	13-38	
11/13	Palama	W	38-0	
11/24	Town Team	L	20-39	
12/08	Occidental	W	32-0	
12/15	Denver	L	12-13	
01/01	Oregon	L	0-6	

1929 (4-3)

Coach: Otto "Proc" Klum

Date	School	Result	Score	Attendance
10/05	UH Alumni	W	22-0	
10/15	Honolulu AC	W	14-0	
10/26	St. Louis Alumni	W	32-6	
11/11	Town Team	W	13-0	
11/23	at Oregon	L	0-7	12,000
12/14	Santa Clara	L	0-25	
01/01	Washington State	L	7-28	12,000

1930 (5-2)

Coach: Otto "Proc" Klum

Date	School	Result	Score	Attendance
09/27	UH Alumni	W	12-6	
10/08	Honolulu AC	W	28-0	9,500
10/22	St. Louis Alumni	W	19-7	7,500
10/29	Town Team	L	0-7	10,000
11/15	at USC	L	0-52	17,500
12/10	Brigham Young	W	49-13	10,000
01/01	Idaho	W	37-0	12,000

1931 (3-2-1)

Coach: Otto "Proc" Klum

Date	School	Result	Score	Attendance
10/24	St. Louis Alumni	L	13-20	6,000
11/04	McKinley Alumni	W	20-6	
11/18	Town Team	T	6-6	7,000
12/09	San Francisco	W	18-14	11,000
12/19	Drake	W	19-13	7,000
01/01	Oklahoma	L	0-7	10,000

ALL-TIME RESULTS

1932 (2-1-1)

Coach: Otto "Proc" Klum

Date	School	Result	Score	Attendance
10/01	McKinley Alumni	L	0-13	3,000
10/19	Kamehameha Alumni	T	0-0	2,500
11/02	St. Louis Alumni	W	12-2	
11/19	Town Team	W	20-13	

1933 (4-3)

Coach: Otto "Proc" Klum

Date	School	Result	Score	Attendance
09/27	McKinley Alumni	W	13-7	7,000
10/11	St. Louis Alumni	L	0-14	6,000
10/25	Kamehameha Alumni	L	12-19	4,500
11/11	at Denver	W	7-6	
11/23	Hawai'i Navy	W	21-7	
12/02	Town Team (HC)	W	13-7	
01/01	Santa Clara (NYC)	L	7-26	12,755

1934 (6-0)

Coach: Otto "Proc" Klum

Date	School	Result	Score	Attendance
10/10	McKinley Alumni	W	13-0	
10/31	Town Team	W	26-7	13,000
11/16	Kamehameha Alumni	W	33-0	13,000
12/01	St. Louis Alumni	W	20-0	
12/15	Denver	W	36-14	18,000
01/01	California (NYC)	W	14-0	19,000

1935 (5-3)

Coach: Otto "Proc" Klum

Date	School	Result	Score	Attendance
09/27	St. Louis Alumni	W	18-0	9,000
10/04	McKinley Alumni	W	40-0	8,000
10/16	Kamehameha Alumni	W	19-7	12,000
10/25	Town Team	W	10-7	18,000
11/09	at Denver	L	7-14	15,000
11/15	at UCLA	L	6-19	15,000
12/14	Utah	W	21-20	17,000
01/01	USC (PB)	L	6-38	12,000

1936 (3-5)

Coach: Otto "Proc" Klum

Date	School	Result	Score	Attendance
10/02	McKinley Alumni	L	0-26	10,000
10/09	Town Team	L	6-13	7,000
10/16	Kamehameha Alumni	L	13-20	5,000
10/23	McKinley Alumni	W	13-0	3,500
10/30	Kamehameha Alumni	L	12-18	5,000
12/02	Town Team	W	12-7	5,500
12/11	San José State	L	8-13	17,500
01/02	Honolulu All-Stars	W	18-12	5,000

1937 (2-6)

Coach: Otto "Proc" Klum

Date	School	Result	Score	Attendance
10/08	McKinley Alumni	W	21-13	4,500
10/15	Town Team	L	7-19	17,000
10/22	Kamehameha Alumni	L	6-27	8,000
11/12	Town Team	L	7-21	
11/19	Kamehameha Alumni	L	18-53	
12/04	San José State (S)	L	6-7	18,500
12/18	Denver	W	7-6	16,000
01/02	Washington (PB)	L	13-53	13,000

1938 (4-4)

Coach: Otto "Proc" Klum

Date	School	Result	Score	Attendance
10/07	Kamehameha Alumni	W	18-8	9,000
10/14	Town Team	W	19-12	15,000
10/21	Pearl Harbor Navy	W	33-0	16,000
11/12	at Denver	L	12-20	
11/18	at Fresno State	L	13-15	5,000
12/03	San José State (S)	W	13-12	18,000
12/17	Utah	L	13-14	18,000
01/02	UCLA (PB)	L	7-32	18,000

1939 (3-6)

Coach: Otto "Proc" Klum

Date	School	Result	Score	Attendance
10/06	Polar Bears	W	12-6	18,000
10/13	Healani	L	13-24	14,000
10/20	Pearl Harbor Navy	W	30-0	9,000
10/26	Polar Bears	L	6-7	13,000
11/11	at Utah	L	19-34	15,000
11/15	at San Diego State	W	13-0	4,000
12/02	Fresno State (S)	L	2-38	21,000
12/16	Pacific	L	6-19	18,000
01/01	Oregon State (PB)	L	6-39	13,000



EUGENE "LUKE" GILL

Years: 1940-41 (2) **Record:** 10-6

Notes: Served as co-coach in 1941, the last season before World War II.

1940 (2-5)

Coach: Eugene "Luke" Gill

Date	School	Result	Score	Attendance
10/18	Polar Bears	L	28-35	15,000
10/25	Healani	L	13-28	15,000
11/01	Polar Bears	W	21-20	
11/15	Healani	L	4-25	7,000
12/07	San Diego State (S)	W	33-7	22,000
12/14	Denver	L	16-19	22,000
01/01	Fresno State (PB)	L	0-3	20,000



TOMMY KAULUKUKUI

Years: 1941, '46-50 (6) **Record:** 42-19-3

Note: Former All-American led UH to 3 Pineapple Bowl victories.

1941 (8-1)

Coaches: Eugene "Luke" Gill & Tom Kaulukukui

Date	School	Result	Score	Attendance
09/14	at Pacific	W	14-0	12,000
09/20	at Portland	W	33-6	9,000
10/10	Hawai'i Bears	W	20-6	19,000
10/17	Na Ali'i	W	19-6	15,000
10/27	Healani	L	6-26	19,000
11/07	Na Ali'i	W	33-14	4,000
11/19	Hawai'i Bears	W	27-13	5,500
11/26	Healani	W	21-6	11,000
12/06	Willamette (S)	W	20-6	24,000

1942-45 NO TEAMS

ALL-TIME RESULTS

1946 (8-2, Independent)

Coach: Tom Kaulukukui

Date	School	Result	Score	Attendance
09/25	Hawaiian Pine	W	14-6	8,000
10/02	Ka'ala	W	44-0	3,500
10/09	Olympic	W	27-0	
10/16	Lanakila	W	73-6	2,500
11/01	at Pacific	W	19-13	7,000
11/11	at Fresno State	W	7-2	15,000
11/27	Healani	W	58-6	
12/07	Nevada (S)	L	7-26	25,000
12/23	Stanford	L	7-18	17,000
01/01	Utah (PB)	W	19-16	22,000

1947 (8-5, Independent)

Coach: Tom Kaulukukui

Date	School	Result	Score	Attendance
09/17	Mo'ili'ili Bears	W	18-6	19,000
09/27	St. Mary's (CA)	L	7-27	27,000
10/04	at Utah	L	0-35	23,518
10/11	at Montana State	W	14-0	10,000
10/22	Olympic	W	40-15	5,000
10/29	Kaialums	W	65-0	
11/05	Leialums	W	26-0	10,000
11/12	Mickalums	W	33-13	
11/29	Michigan State	L	19-58	14,000
12/06	Fresno State (S)	W	27-13	26,000
12/13	Denver	L	0-27	5,000
12/20	Montana	L	12-14	5,000
01/01	Redlands (PB)	W	33-32	12,000

1948 (7-4-1, Independent)

Coach: Tom Kaulukukui

Date	School	Result	Score	Attendance
09/07	Kauai Broncos	W	20-0	2,000
09/17	Cardinals	W	47-0	7,000
09/22	Islanders	T	20-20	2,000
10/02	at Michigan State	L	21-68	30,281
10/09	at Redlands	W	55-0	
10/21	Olympic	W	52-12	2,000
11/03	Leilehua Vandals	W	53-7	18,000
11/11	Ford Island	W	39-6	14,000
11/24	Leilehua Vandals	W	14-7	
12/04	Texas Mines (UTEP)	L	6-49	14,000
12/17	Nevada	L	12-73	11,000
01/01	Oregon State (PB)	L	27-47	14,000

1949 (6-3, Independent)

Coach: Tom Kaulukukui

Date	School	Result	Score	Attendance
09/23	Mo'ili'ili Cards	W	59-6	9,000
10/01	at Texas Western (UTEP)	L	7-14	15,000
10/07	at Denver	W	27-14	15,000
10/28	Islanders	W	98-7	5,500
11/04	Mo'ili'ili Cards	W	34-0	2,500
11/11	Leilehua	W	76-6	2,000
12/02	Fresno State	W	41-14	15,000
12/16	Pacific (HC)	L	0-75	28,000
01/02	Stanford (PB)	L	20-74	20,000

1950 (5-4-2, Independent)

Coach: Tom Kaulukukui

Date	School	Result	Score	Attendance
09/20	San Diego State	L	27-49	12,000
09/27	Leilehua	T	6-6	
10/06	at Fresno State	L	20-34	11,000
10/14	at Willamette	T	21-21	
10/20	College of Idaho	W	43-14	
11/08	Islanders	W	41-6	

11/17	Brigham Young	W	39-7	12,000
11/22	Cardinals	W	24-6	
12/01	Texas Western (UTEP)	L	13-46	12,000
12/16	Utah (HC)	L	28-40	7,000
01/01	Denver (PB)	W	28-27	11,000



ARCHIE KODROS

Years: 1951 (1)

Record: 4-7

1951 (4-7, Independent)

Coach: Archie Kodros

Date	School	Result	Score	Attendance
09/12	Town Team	W	8-2	18,000
09/22	at Tulsa	L	0-58	15,000
09/29	at Brigham Young	L	7-20	8,000
10/06	at Cincinnati	L	0-34	20,000
10/24	Mickalums	W	40-20	1,000
11/07	Town Team	W	47-13	1,500
11/18	Sub Pac (San Diego)	L	33-35	14,000
11/30	College of Idaho	W	31-13	11,000
12/16	Pendleton	L	26-31	5,000
12/21	Arizona (HC)	L	21-32	
01/01	San Diego State (PB)	L	13-34	10,000



HANK VASCONCELLOS

Years: 1952-60 (9) **Record:** 43-46-3

Note: Coached UH to a 6-0 upset of Nebraska in Lincoln.

1952 (5-5-2, Independent)

Coach: Hank Vasconcellos

Date	School	Result	Score	Attendance
09/12	Town Team	W	42-0	20,000
09/20	at Arizona	L	7-57	18,000
09/26	at Lewis & Clark	W	21-20	3,700
10/04	at Texas Western (UTEP)	L	26-42	10,000
10/15	Hawaiian AC	W	47-0	
10/22	Barber's Point	W	40-20	
10/30	Hawai'i 49ers	T	21-21	9,000
11/05	Town Team	W	40-7	900
11/16	Hawai'i 49ers	L	14-41	
11/28	Willamette (HC)	T	7-7	8,500
12/05	Pacific	L	13-49	7,000
12/13	Barber's Point	L	7-16	

1953 (5-6, Independent)

Coach: Hank Vasconcellos

Date	School	Result	Score	Attendance
09/04	Islanders	W	13-6	22,000
09/17	Kaneohe Marines	W	22-13	7,500
09/26	at San Diego State	L	7-40	
10/03	at Utah	L	24-47	
10/10	at Pacific	L	8-26	11,000
10/21	Pearl Harbor Navy	L	7-12	
11/01	Hawai'i 49ers	L	13-27	6,000
11/08	Pacific Army	W	28-6	
11/15	Barber's Point	W	26-0	500
11/22	Pearl Harbor Marines	L	7-27	3,000
12/04	Lewis & Clark (HC)	W	34-12	7,500

1954 (4-4, Independent)

Coach: Hank Vasconcellos

Date	School	Result	Score	Attendance
09/03	Prep All-Stars	W	14-13	20,000
09/18	at Arizona State	L	14-28	12,000
09/25	at Fresno State	W	25-20	10,000

ALL-TIME RESULTS

10/06	Pearl Harbor Navy	W	28-27	4,500
10/13	Hawai'i Rams	L	0-13	6,000
10/24	Pacific Army	L	7-14	
11/14	Hawai'i Marines	W	45-13	
11/26	Nebraska (HC)	L	0-50	20,000

1955 (7-4, Independent)

Coach: Hank Vasconcellos

Date	School	Result	Score	Attendance
09/02	Prep All-Stars	W	33-7	18,000
09/17	at Nebraska	W	6-0	23,000
09/23	at San José State	L	0-34	16,000
10/07	Pearl Harbor Navy	W	19-12	6,000
10/28	Hawai'i Marines	W	20-19	9,000
11/05	Pearl Harbor Navy	W	25-0	7,000
11/16	Hawai'i Rams	W	26-12	5,000
11/21	Hawai'i Marines (forfeit)	L	0-2	
11/26	Fresno State	L	18-20	9,000
12/02	Arizona State (HC)	L	6-39	13,000
12/11	Hawai'i Rams	W	34-21	1,000

1956 (7-3, Independent)

Coach: Hank Vasconcellos

Date	School	Result	Score	Attendance
08/31	Prep All-Stars	W	21-7	22,000
09/21	Pearl Harbor Navy	W	59-7	
09/28	Humboldt State	W	33-6	12,000
10/07	Hawai'i Rams	W	32-7	1,000
10/20	at (#15) Iowa	L	0-34	40,000
10/27	at Fresno State	L	20-39	7,000
11/09	Southern Oregon	W	59-0	5,500
11/18	Hawai'i Marines	L	2-7	4,000
11/24	Lewis & Clark	W	45-6	6,000
11/30	San José State (HC)	W	20-0	6,000

1957 (4-4-1, Independent)

Coach: Hank Vasconcellos

Date	School	Result	Score	Attendance
09/14	at Utah State	L	12-26	5,000
09/21	at Lewis & Clark	W	40-6	
09/28	at Humboldt State	W	26-0	5,000
10/11	Willamette	W	27-0	11,000
10/27	Pearl Harbor Navy	W	26-7	
11/03	Hawai'i Marines	T	7-7	9,000
11/11	Hawai'i Rams	L	6-7	5,000
11/22	Fresno State (HC)	L	8-31	9,000
11/30	San José State (S)	L	0-12	13,000

1958 (5-7, Independent)

Coach: Hank Vasconcellos

Date	School	Result	Score	Attendance
08/22	Honolulu All-Stars	W	6-0	23,000
09/13	at Kentucky	L	0-51	16,000
09/20	at Arizona State	L	6-47	
09/27	at San José State	W	8-6	11,500
10/10	San Diego Marines	L	0-27	5,000
10/19	Hawai'i Rams	W	12-7	2,000
10/26	Hawai'i Marines	L	23-28	3,000
11/02	Hawai'i Rams	L	6-8	2,000
11/08	Hawai'i Marines	W	12-8	4,000
11/14	Humboldt State	L	6-12	
11/29	Idaho State	W	40-19	2,000
12/06	Utah (HC, S)	L	20-47	18,000

1959 (3-6, Independent)

Coach: Hank Vasconcellos

Date	School	Result	Score	Attendance
08/21	Hawai'i All-Stars	L	0-13	18,792
09/19	at Southern Oregon	W	20-13	

09/26	at Idaho State	W	14-8	5,000
10/03	at San José State	L	14-44	
10/30	Pacific (S)	L	0-6	20,000
11/13	Cal State-LA	W	27-6	7,000
11/27	Fresno State	L	13-22	8,000
12/04	Arizona State	L	6-14	8,000
12/11	Utah State (HC)	L	6-48	7,000

1960 (3-7, Independent)

Coach: Hank Vasconcellos

Date	School	Result	Score	Attendance
08/26	Honolulu All-Stars	W	7-0	21,127
09/10	at Cal State-LA	W	20-7	7,800
09/17	at Utah	L	6-33	16,160
09/24	at Fresno State	L	7-17	20,000
10/01	at Pacific	L	20-28	8,000
10/23	Idaho	L	6-14	12,000
10/28	Humboldt State	L	15-29	9,000
11/11	Lewis & Clark (HC)	L	13-18	7,000
11/25	Brigham Young	W	13-6	10,000
12/02	San José State	L	6-48	20,000

1961 NO TEAM



JIM ASATO

Years: 1962-64 (3) Record: 15-12

Note: Posted 6-2 record in 1962 following one-year hiatus.

1962 (6-2, Independent)

Coach: Jim Asato

Date	School	Result	Score	Attendance
09/12	Old Timers	W	19-14	3,000
09/22	at Cal Western (USIU)	W	14-8	6,000
09/29	at Cal State-LA	L	6-10	3,267
10/17	Kaimuki Spartans	W	27-0	1,039
10/31	Tantalus Rangers	W	13-0	2,000
11/07	Waikiki Surfers	W	19-0	2,000
11/24	Willamette (HC)	W	14-12	12,038
11/30	San José State (S)	L	0-19	13,547

1963 (5-5, Independent)

Coach: Jim Asato

Date	School	Result	Score	Attendance
09/19	AAH All-State	W	25-12	2,000
09/28	at Humboldt State	L	13-30	5,500
10/05	at Redlands	W	7-6	
10/17	AAH All-Stars	W	26-14	1,415
10/23	Hawai'i Colts	W	21-14	8,000
11/02	Cal State-LA	L	7-43	7,576
11/13	Hawai'i Colts	W	28-0	2,468
11/26	Cal Western (HC-USIU)	L	13-16	4,303
11/30	Service Stars	L	20-26	3,171
12/06	Pacific (S)	L	0-6	8,560

1964 (4-5, Independent)

Coach: Jim Asato

Date	School	Result	Score	Attendance
09/07	Hawai'i 49ers	W	6-2	5,023
09/19	at Cal Western (USIU)	W	24-3	23,400
09/26	at Cal State-LA	L	0-43	4,073
10/03	at Fresno State	L	0-28	8,500
10/16	Humboldt State	L	14-19	3,353
11/13	Redlands (S)	W	26-0	10,351
11/20	New Mexico (HC)	L	0-20	5,000
11/27	Service Stars	W	28-3	2,641
12/04	Colorado State	L	6-13	4,096

ALL-TIME RESULTS



CLARK SHAUGHNESSY

Years: 1965 (1) **Record:** 1-8-1

Note: Inducted into College Football Hall of Fame in 1968.

1965 (1-8-1, Independent)

Coach: Clark Shaughnessy

Date	School	Result	Score	Attendance
09/04	Hawai'i Colts	T	26-26	4,006
09/11	at Utah State	L	12-31	7,000
09/18	at Colorado State	L	6-54	11,700
09/25	Humboldt State	L	6-14	5,500
10/02	at Pacific	L	0-21	4,000
10/30	Cal State-LA (S)	L	7-37	14,000
11/13	UC Santa Barbara	L	0-3	2,807
11/20	Cal Western (HC-USIU)	W	10-8	
11/27	Fresno State	L	3-7	2,356
12/03	Service Stars	L	15-26	1,807



PHIL SARBOE

Years: 1966 (1) **Record:** 4-6

Note: Played three seasons in NFL...former Washington State coach.

1966 (4-6, Independent)

Coach: Phil Sarboe

Date	School	Result	Score	Attendance
09/17	at Fresno State	L	27-28	12,000
09/24	at UC Santa Barbara	L	6-24	
10/01	British Columbia	W	27-6	6,734
10/08	at Air Force	L	0-54	37,786
10/15	Humboldt State	W	7-0	4,500
10/22	Pacific	L	0-41	7,000
10/29	Cal Western (USIU)	W	21-17	
11/05	Whitworth	W	12-6	1,000
11/19	Parsons (HC)	L	10-21	7,500
11/26	Utah State (S)	L	0-48	10,000



DON KING

Years: 1967 (1)

Record: 6-4

Note: UH's third coach in three years.

1967 (6-4, Independent)

Coach: Don King

Date	School	Result	Score	Attendance
09/23	Linfield	L	13-15	20,000
09/30	Lewis & Clark	W	34-3	15,000
10/14	Central Washington	W	30-7	20,000
10/21	at Humboldt State	L	0-13	3,500
10/28	Cal State-LA	L	3-9	17,500
11/04	Idaho State	W	21-6	11,500
11/11	UC Santa Barbara (S)	W	15-7	17,500
11/18	at Cal Western (USIU)	W	40-14	4,000
11/25	Fresno State (HC)	W	29-19	18,500
12/02	Utah	L	20-25	18,500



DAVE HOLMES

Years: 1968-73 (6) **Record:** 46-17-1

Note: Guided teams to six winning seasons and two 9-win campaigns.

1968 (7-3, Independent)

Coach: Dave Holmes

Date	School	Result	Score	Attendance
09/21	Humboldt State	W	34-20	15,478
09/28	Puget Sound	W	38-28	15,440
10/05	British Columbia	W	48-0	15,891
10/12	at UC Santa Barbara	L	14-49	8,500
10/19	Santa Clara (S)	W	23-12	19,852
11/02	at Cal State-LA	L	33-46	2,914
11/09	Whitworth	W	54-14	8,721
11/16	Linfield	W	35-13	12,950
11/23	Nevada (HC)	W	21-0	14,005
11/30	California	L	12-17	19,042

1969 (6-3-1, Independent)

Coach: Dave Holmes

Date	School	Result	Score	Attendance
09/20	New Mexico Highlands	T	16-16	21,447
09/27	Central Washington	W	38-6	14,840
10/04	at Puget Sound	W	30-20	7,000
10/11	Long Beach State	L	14-28	11,515
10/18	at Santa Clara	W	33-26	7,133
10/25	UNLV (HC)	W	57-19	15,965
11/01	Cal State-LA (S)	W	52-28	20,223
11/15	Linfield	W	41-14	13,282
11/22	UC Santa Barbara	L	16-21	15,290
11/29	Oregon	L	16-57	21,717

1970 (9-2, Independent)

Coach: Dave Holmes

Date	School	Result	Score	Attendance
09/19	U.S. International	W	14-13	16,889
09/26	at Long Beach State	W	23-14	10,351
10/03	Santa Clara	W	39-24	16,175
10/10	Cal Poly-Pomona	W	29-10	16,410
10/24	at UC Santa Barbara	L	20-22	5,000
10/31	Cal State-LA (HC)	W	31-7	10,121
11/07	at UNLV	W	28-21	5,002
11/14	Linfield	W	19-17	17,181
11/21	Pacific (S)	W	14-0	17,362
11/28	Fresno State	W	49-0	9,319
12/05	New Mexico Highlands	L	10-21	14,503

1971 (7-4, Independent)

Coach: Dave Holmes

Date	School	Result	Score	Attendance
09/25	Linfield	W	44-6	18,132
10/02	at Fresno State	L	8-19	10,500
10/09	Cal State-LA	W	26-0	14,449
10/16	Santa Clara	W	32-14	15,224
10/23	New Mexico Highlands	W	28-9	14,069
10/30	UC Santa Barbara (HC)	W	23-14	12,624
11/06	at Pacific	L	17-40	6,226
11/13	Montana (S)	W	25-11	19,025
11/20	Long Beach State	L	21-46	14,510
11/27	New Mexico	W	28-21	14,792
12/04	(#1) Nebraska	L	3-45	23,002

ALL-TIME RESULTS

1972 (8-3, Independent)

Coach: Dave Holmes

Date	School	Result	Score	Attendance
09/16	at Portland State	W	38-13	5,514
09/23	Cal Lutheran	W	38-10	17,590
10/07	Puget Sound	W	27-10	17,067
10/14	Cal State Fullerton (HC)	W	49-15	16,324
10/21	Montana	W	30-3	17,901
10/28	at (#16) Tennessee	L	2-34	63,903
11/04	Grambling	L	7-46	23,003
11/11	Northern Arizona (S)	W	20-13	13,100
11/18	Linfield	W	36-17	12,769
11/25	San José State	W	28-14	14,912
12/02	Stanford	L	7-39	18,397

1973 (9-2, Independent)

Coach: Dave Holmes

Date	School	Result	Score	Attendance
09/15	at Washington	W	10-7	52,500
09/22	at Fresno State	W	13-10	8,683
09/29	Texas Southern	W	24-21	23,500
10/06	Cal State-LA	W	16-9	23,015
10/20	Puget Sound	W	30-7	23,000
10/27	UNLV	W	31-29	23,011
11/03	Cal State Northridge (HC)	W	28-3	19,281
11/10	Santa Clara (S)	W	40-9	22,987
11/17	Pacific	L	3-28	23,206
11/24	San José State	L	3-23	20,777
12/01	Utah	W	7-6	15,662



LARRY PRICE

Years: 1974-76 (3)

Record: 15-18

Note: Led UH to Division I status.

1974 (6-5, Independent)

Coach: Larry Price

Date	School	Result	Score	Attendance
09/14	Brigham Young	W	15-13	23,000
09/21	Humboldt State	W	35-9	18,555
10/05	at Pacific	W	23-14	11,842
10/19	Long Beach State	W	28-21	20,278
10/26	at UNLV	L	8-33	15,418
11/02	Western Illinois	L	0-31	18,372
11/09	San José State	L	11-32	13,629
11/16	Santa Clara (S)	L	3-9	14,064
11/23	Fresno State (HC)	W	21-7	10,628
11/30	Rutgers	W	28-16	16,308
12/07	Arizona State	L	3-26	23,000

1975 (6-5, Independent)

Coach: Larry Price

Date	School	Result	Score	Attendance
09/13	Texas A&I	L	9-43	32,247
09/20	Grambling	L	6-20	29,422
10/04	at Rutgers	L	3-7	17,000
10/18	Portland State	W	24-7	20,157
10/25	Santa Clara (HC)	W	48-40	21,133
11/01	Cal State Fullerton	W	16-7	19,178
11/08	at Long Beach State	L	0-10	13,210
11/15	UTEP	W	21-9	18,664
11/22	Pacific (S)	W	17-10	21,208
11/29	(#15) San José State	W	30-20	21,697
12/04	Tennessee	L	6-28	40,585

1976 (3-8, Independent)

Coach: Larry Price

Date	School	Result	Score	Attendance
09/11	at San José State	L	7-48	19,500
09/18	Texas A&I	L	21-56	22,708
09/25	at Pacific	L	12-21	8,625
10/02	Grambling	L	23-34	20,891
10/16	Portland State (HC)	W	20-17	18,860
10/30	Cal State Fullerton	W	27-7	17,207
11/06	Kent	L	6-27	17,447
11/13	Montana State (S)	L	7-28	20,515
11/20	UTEP	W	28-12	14,169
11/27	Oregon State	L	0-59	16,594
12/04	(#19) Nebraska	L	3-68	33,737



DICK TOMEY

Years: 1977-86 (10) Record: 63-46-3

Note: Circle of Honor inductee who guided UH into WAC.

1977 (5-6, Independent)

Coach: Dick Tomey

Date	School	Result	Score	Attendance
09/10	New Mexico	L	26-35	26,532
09/17	Colorado State	L	16-20	26,193
09/24	Idaho	W	45-26	25,463
10/01	SW Louisiana	W	20-6	31,762
10/08	at Pacific	L	7-37	10,364
10/15	Southern Mississippi	L	26-28	26,474
10/22	Portland State (HC)	W	21-12	29,949
11/05	at San José State	L	14-24	8,145
11/19	Bowling Green State	W	41-21	28,034
11/26	South Carolina	W	24-7	30,146
12/03	Arizona	L	10-17	30,994

1978 (6-5, Independent)

Coach: Dick Tomey

Date	School	Result	Score	Attendance
09/09	New Mexico	W	22-16	40,701
09/16	at (#12) Nebraska	L	10-56	75,615
09/30	Cal State Fullerton	W	42-33	36,618
10/07	San José State	W	25-11	36,049
10/14	at UNLV	L	20-30	17,010
10/28	Pacific (HC)	L	17-27	36,867
11/04	UTEP	W	35-13	27,240
11/11	New Mexico State	W	35-20	25,193
11/18	Wyoming (S)	W	27-22	40,182
11/25	Brigham Young	L	13-31	35,678
12/02	(#3) USC	L	5-21	48,767

1979 (6-5/3-4 WAC, T4th)

Coach: Dick Tomey

Date	School	Result	Score	Attendance
09/08	Utah*	L	23-27	41,511
09/22	New Mexico*	W	20-3	40,079
09/29	UNLV*	L	31-48	44,143
10/05	at (#20) Brigham Young*	L	15-38	34,741
10/13	Santa Clara	W	52-3	35,455
10/20	Prairie View	W	65-0	28,839
10/27	at UTEP*	W	27-12	26,003
11/03	Temple (HC)	L	31-34	33,742
11/17	Wyoming* (S)	L	13-21	36,743
11/24	Colorado State*	W	24-10	31,812
12/01	Arizona State	W	29-17	42,040

ALL-TIME RESULTS

1980 (8-3/4-3 WAC, 3rd)

Coach: Dick Tomey

Date	School	Result	Score	Attendance
09/13	Abilene Christian	W	41-0	46,649
09/20	Pacific	W	25-14	43,900
09/27	at Wyoming*	L	20-45	20,883
10/04	UTEP*	L	14-34	40,421
10/11	West Virginia (HC)	W	16-13	41,889
10/18	at New Mexico*	W	31-14	15,813
10/25	Brigham Young*	L	7-34	49,139
11/01	Cal State Fullerton	W	31-21	38,166
11/08	San Diego State*	W	31-6	36,485
11/15	at UNLV*	W	24-19	27,239
11/29	Air Force*	W	20-12	46,203

1981 (9-2/6-1 WAC, 2nd)

Coach: Dick Tomey

Date	School	Result	Score	Attendance
09/19	Cal State Fullerton	W	38-12	45,061
09/26	Idaho	W	21-6	43,719
10/10	at Wyoming*	W	14-9	19,931
10/17	New Mexico*	W	23-13	46,692
10/24	at San Diego State*	W	28-10	33,167
10/31	UNLV* (HC)	W	57-21	46,153
11/07	at UTEP*	W	35-7	9,600
11/14	(#17) Brigham Young*	L	3-13	45,355
11/21	Pacific	L	17-23	36,368
11/28	Colorado State*	W	59-6	32,955
12/05	South Carolina	W	33-10	43,958

1982 (6-5/4-4 WAC, 5th)

Coach: Dick Tomey

Date	School	Result	Score	Attendance
09/11	Montana	W	40-0	43,317
09/18	at Colorado State*	W	23-13	24,290
09/25	UTEP*	W	17-10	42,924
10/02	Wyoming*	L	10-28	43,493
10/09	Utah*	W	10-7	43,381
10/16	at Brigham Young*	L	25-39	65,178
10/30	Cal State Fullerton	W	9-3	34,133
11/06	San Diego State* (HC)	L	28-31	42,050
11/20	at New Mexico*	L	17-41	23,028
11/27	Air Force*	W	45-21	40,019
12/04	(#3) Nebraska	L	16-37	46,866

1983 (5-5-1/3-3-1 WAC, 5th)

Coach: Dick Tomey

Date	School	Result	Score	Attendance
09/10	Colorado State*	W	34-0	43,266
09/17	Long Beach State	L	21-23	46,350
09/24	at Utah*	L	25-28	30,258
10/01	San Diego State*	T	27-27	34,153
10/15	at UNLV	W	23-0	16,520
10/22	New Mexico* (HC)	W	25-16	47,799
10/29	UTEP*	W	25-24	40,785
11/05	at Air Force*	L	10-45	26,501
11/19	Pacific	W	31-21	38,290
11/26	Wyoming*	L	13-31	43,352
12/03	Oklahoma	L	17-21	45,143

1984 (7-4/5-2 WAC, 2nd)

Coach: Dick Tomey

Date	School	Result	Score	Attendance
09/08	Cal State Fullerton	L	13-21	45,066
09/15	at Colorado State*	L	3-10	25,754
09/22	(#4) Brigham Young*	L	13-18	50,000
09/29	UNLV	W	16-12	41,904
10/06	Fresno State	W	27-15	41,999
10/13	at UTEP*	W	24-20	21,121

10/20	Utah*	W	20-17	43,804
10/27	San Diego State*	W	16-10	44,017
11/03	Wyoming* (HC)	W	31-28	48,804
11/24	New Mexico*	W	48-13	46,290
12/01	Iowa	L	6-17	50,000

1985 (4-6-2/4-3-1 WAC, 4th)

Coach: Dick Tomey

Date	School	Result	Score	Attendance
08/31	Kansas	L	27-33	46,626
09/14	Utah*	L	27-29	46,591
09/21	Long Beach State	L	30-33	43,076
10/05	at Fresno State	T	24-24	29,676
10/12	at Wyoming*	W	26-18	14,433
10/19	Pacific	L	15-24	41,500
10/26	at New Mexico*	W	27-17	19,111
11/02	Colorado State* (HC)	W	34-14	43,451
11/09	at UTEP*	W	23-7	12,910
11/23	(#10) Air Force*	L	20-27	50,000
11/30	San Diego State*	T	10-10	40,316
12/07	(#9) Brigham Young*	L	6-26	47,482

1986 (7-5/4-4 WAC, 4th)

Coach: Dick Tomey

Date	School	Result	Score	Attendance
08/30	at Air Force*	L	17-24	46,242
09/06	Wisconsin	W	20-17	45,403
09/20	UTEP*	W	31-21	46,427
10/04	New Mexico*	W	27-10	46,119
10/18	at Colorado State*	L	7-31	28,310
10/25	Cal State Fullerton	W	26-15	40,423
11/01	at Utah*	W	33-13	26,274
11/08	Brigham Young* (HC)	L	3-10	50,000
11/15	Fresno State	W	24-13	40,487
11/22	at San Diego State*	L	5-35	23,838
11/29	Wyoming*	W	35-19	40,383
12/06	(#4) Michigan	L	10-27	50,000



BOB WAGNER

Years: 1987-95 (9) Record: 58-49-3

Note: Coached first WAC championship team, first mainland bowl game.

1987 (5-7/3-5 WAC, T6th)

Coach: Bob Wagner

Date	School	Result	Score	Attendance
09/05	Cal State Fullerton	W	44-0	45,408
09/12	at Wisconsin	L	7-28	53,509
09/26	at UTEP*	L	13-37	46,921
10/03	Yale	W	62-10	43,238
10/10	at New Mexico*	W	41-31	15,565
10/17	Utah*	W	25-14	41,133
10/24	Brigham Young*	L	14-16	50,000
10/31	San Diego State* (HC)	L	21-29	41,437
11/07	Colorado State*	W	39-38	38,578
11/21	Air Force*	L	31-34	43,340
11/28	Wyoming*	L	20-24	39,690
12/05	Arkansas	L	20-38	42,712

1988 (9-3/5-3 WAC, T3rd)

Coach: Bob Wagner

Date	School	Result	Score	Attendance
09/03	(#9) Iowa	W	27-24	46,721
09/10	at Colorado State*	W	31-23	21,741
09/17	San José State	W	36-27	45,683
09/24	at Utah*	W	48-20	32,892
10/08	UTEP*	L	25-42	50,000
10/15	at San Diego State*	W	32-30	27,142
10/22	Brigham Young*	L	23-24	50,089

ALL-TIME RESULTS

10/29	Long Beach State	W	34-31	37,498
11/05	New Mexico* (HC)	W	45-3	39,953
11/19	(#16) Wyoming*	L	22-28	43,177
11/26	Air Force*	W	19-14	43,942
12/03	Oregon	W	41-17	44,801

1989 (9-3-1/5-2-1 WAC, 3rd)

Coach: Bob Wagner

Date	School	Result	Score	Attendance
09/02	Tulane	W	31-26	47,489
09/09	Long Beach State	W	63-10	42,317
09/16	at Wyoming*	L	15-20	20,102
09/23	Utah*	W	67-20	42,417
09/30	New Mexico*	W	60-14	41,706
10/07	San Diego State*	W	31-24	42,958
10/21	at Colorado State*	L	16-31	29,774
10/28	(#18) Brigham Young*	W	56-14	50,000
11/04	UTEP* (HC)	W	26-7	44,752
11/11	Pacific	W	34-26	39,167
11/25	Oregon State	W	23-21	45,763
12/09	Air Force*	T	35-35	48,799
12/25	(#22) Michigan State (AB)	L	13-33	50,000

1990 (7-5/4-4 WAC, 5th)

Coach: Bob Wagner

Date	School	Result	Score	Attendance
09/01	(#13) Texas A&M	L	13-28	45,700
09/08	at Air Force*	L	3-27	40,213
09/22	at Utah*	W	19-7	29,140
10/06	Maine	W	44-3	41,264
10/13	at UTEP*	L	10-12	16,121
10/20	Cal State Fullerton	W	45-21	37,712
10/27	Pacific (HC)	W	35-24	39,941
11/03	New Mexico*	W	43-16	38,626
11/10	at San Diego State*	L	38-44	20,450
11/17	Wyoming*	W	38-17	39,103
11/24	Colorado State*	L	27-30	39,000
12/01	(#4) Brigham Young*	W	59-28	49,695

1991 (4-7-1/3-5 WAC, 5th)

Coach: Bob Wagner

Date	School	Result	Score	Attendance
08/31	at Wyoming*	W	32-17	22,508
09/07	at (#15) Iowa	L	10-53	70,044
09/14	New Mexico*	W	35-13	43,300
09/21	Pacific	W	30-21	39,928
09/28	at Colorado State*	L	16-28	30,476
10/05	San Diego State* (HC)	L	21-47	44,023
10/19	at Brigham Young*	L	18-35	65,866
11/02	Utah*	W	52-26	42,781
11/09	UTEP*	L	24-41	40,356
11/16	at San José State	T	35-35	20,289
11/23	Air Force*	L	20-24	43,760
11/30	(#18) Notre Dame	L	42-48	50,000

1992 (11-2/6-2 WAC, T1st)

Coach: Bob Wagner

Date	School	Result	Score	Attendance
09/05	at Oregon	W	24-21	32,560
09/12	at Air Force*	W	6-3	39,269
09/26	Brigham Young*	W	36-32	50,000
10/10	at Utah*	L	17-38	30,506
10/17	Fresno State*	W	47-45	44,175
10/24	UNLV (HC)	W	55-25	43,665
10/31	at UTEP*	W	41-21	20,734
11/07	Colorado State*	W	24-13	43,458
11/14	at San Diego State*	L	28-52	50,151
11/21	Wyoming*	W	42-18	43,151
11/28	Tulsa	W	38-9	40,292
12/05	Pittsburgh	W	36-23	46,281
12/30	vs. Illinois (HOB)	W	27-17	44,457

1993 (6-6/3-5 WAC, 8th)

Coach: Bob Wagner

Date	School	Result	Score	Attendance
09/04	Middle Tennessee State	W	35-14	41,753
09/11	at Brigham Young*	L	38-41	65,771
09/18	Kent	W	49-17	38,931
09/25	UTEP*	W	52-0	40,388
10/02	at New Mexico*	L	14-41	28,873
10/09	San Diego State*	L	14-45	49,276
10/23	at Wyoming*	L	10-48	25,208
11/06	Utah* (HC)	W	41-30	39,279
11/13	at Fresno State*	L	21-45	39,808
11/20	Air Force*	W	45-17	38,991
11/27	California	L	18-42	41,260
12/04	Tulane	W	56-17	36,576

1994 (3-8-1/0-8 WAC, 10th)

Coach: Bob Wagner

Date	School	Result	Score	Attendance
09/03	Brigham Young*	L	12-13	48,352
09/10	Oregon	W	36-16	40,492
09/17	at California	W	21-7	41,000
09/24	Fresno State*	L	16-31	41,405
10/01	at UTEP*	L	28-34	21,238
10/08	New Mexico*	L	21-38	37,061
10/15	at Utah*	L	3-14	30,210
10/29	at San Diego State*	L	23-38	34,096
11/12	Southeast Missouri	W	34-0	33,675
11/19	Wyoming* (HC)	L	10-13	35,654
11/26	Missouri	T	32-32	33,979
12/03	Air Force*	L	24-37	36,371

1995 (4-8/2-6 WAC, 9th)

Coach: Bob Wagner

Date	School	Result	Score	Attendance
09/02	Texas	L	17-38	43,243
09/16	at Wyoming*	L	6-52	21,631
09/23	UTEP*	W	42-21	38,688
09/30	at UNLV	W	58-30	15,764
10/14	at New Mexico*	L	10-24	25,201
10/21	Central Florida	W	45-14	31,463
10/28	at Brigham Young*	L	7-45	64,680
11/04	Fresno State*	W	42-37	31,228
11/11	at Colorado State*	L	0-22	25,235
11/18	San Diego State* (HC)	L	10-49	33,351
11/25	Air Force*	L	28-45	32,459
12/02	Oklahoma State	L	20-24	32,001



FRED VONAPPEN

Years: 1996-98 (3) Record: 5-31

Notes: Single-season record 12 losses in 1998.

1996 (2-10/1-7 WAC, 7th)

Coach: Fred vonAppen

Date	School	Result	Score	Attendance
08/31	Boston College	L	21-24	37,402
09/07	Ohio	L	10-21	32,069
09/14	at Wyoming*	L	0-66	15,182
09/21	Boise State	W	20-14	35,497
09/28	at Fresno State*	L	0-20	36,428
10/05	Colorado State*	L	16-28	32,010
10/11	at San Diego State*	L	8-56	27,098
10/19	UNLV*	W	38-28	29,536
10/26	at Air Force*	L	7-34	36,454
11/09	San José State* (HC)	L	17-38	30,300
11/16	Brigham Young*	L	14-45	32,445
11/30	Wisconsin	L	10-59	34,727

ALL-TIME RESULTS

1997 (3-9/1-7 WAC, 8th)

Coach: Fred vonAppen

Date	School	Result	Score	Attendance
08/30	Minnesota	W	17-3	35,248
09/06	CS Northridge	W	34-21	33,138
09/13	Wyoming*	L	6-35	42,369
09/20	at UNLV*	L	15-25	27,117
10/04	at Colorado State*	L	0-63	30,047
10/11	Fresno State*	W	28-16	28,206
10/18	at Brigham Young*	L	3-17	64,558
10/25	San Diego State*	L	3-10	29,342
11/01	Air Force*	L	27-34	29,850
11/15	at San José State*	L	14-38	9,437
11/22	Northeast Louisiana (HC)	L	20-23 ot	27,862
11/29	Notre Dame	L	22-23	41,509

1998 (0-12/0-8 WAC, 8th)

Coach: Fred vonAppen

Date	School	Result	Score	Attendance
09/03	(#24) Arizona	L	6-27	38,745
09/19	at Utah*	L	21-30	37,699
09/26	Arkansas State	L	0-20	28,159
10/03	SMU*	L	0-28	25,912
10/09	at San Diego State*	L	13-35	20,320
10/17	Brigham Young*	L	9-31	29,944
10/24	New Mexico*	L	20-30	25,234
10/31	at UTEP*	L	13-30	15,207
11/07	San José State* (HC)	L	17-45	26,716
11/14	at Fresno State*	L	12-51	33,505
11/21	Northwestern	L	21-47	25,918
11/28	(#15) Michigan	L	17-48	34,193



JUNE JONES

Years: 1999-2007 (9) **Record:** 76-41

Note: Six bowl game appearances, including Sugar Bowl in 2007.

1999 (9-4/5-2 WAC, T1st)

Coach: June Jones

Date	School	Result	Score	Attendance
09/04	(#21) USC	L	7-62	50,000
09/11	Eastern Illinois	W	31-27	28,762
09/18	Boise State	W	34-19	31,751
09/25	at SMU*	W	20-0	15,131
10/02	UTEP* (HC)	W	33-3	39,021
10/09	Rice*	L	19-38	37,975
10/23	at Tulsa*	W	35-21	15,756
10/29	TCU*	L	14-34	36,026
11/06	at San José State*	W	62-41	15,367
11/13	Fresno State*	W	31-24 2ot	37,283
11/20	Navy	W	48-41	41,895
11/27	Washington State	L	14-22	45,382
12/25	Oregon State (OB)	W	23-17	40,974

2000 (3-9/2-6 WAC, T6th)

Coach: June Jones

Date	School	Result	Score	Attendance
09/09	Portland State	L	20-45	50,000
09/23	at UTEP*	L	7-39	36,637
09/30	Tulsa*	L	14-24	36,430
10/07	at (#14) TCU*	L	21-41	31,896
10/14	SMU* (HC)	W	30-15	36,635
10/21	at Rice*	L	13-38	22,521
10/28	San José State*	L	48-57	33,855
11/04	at Fresno State*	L	27-45	42,160
11/11	Nevada*	W	37-17	33,731
11/18	Louisiana Tech	W	27-10	31,963
11/25	Wisconsin	L	18-34	41,313
12/02	UNLV	L	32-34	34,792

2001 (9-3/5-3 WAC, T4th)

Coach: June Jones

Date	School	Result	Score	Attendance
09/08	vs. Montana#	W	30-12	12,863
09/22	at Nevada*	L	20-28	15,876
09/29	Rice*	L	24-27	35,443
10/06	at SMU*	W	38-31 ot	12,082
10/13	UTEP*	W	66-7	34,128
10/20	at Tulsa*	W	36-15	17,629
10/26	(#18) Fresno State*	W	38-34	37,900
11/03	San José State*	W	34-10	36,566
11/10	Boise State* (HC)	L	21-28	45,012
11/17	Miami-Ohio	W	52-51	33,148
11/24	Air Force	W	52-30	41,148
12/08	(#9) Brigham Young	W	72-45	50,000

2002 (10-4/7-1 WAC, 2nd)

Coach: June Jones

Date	School	Result	Score	Attendance
08/31	Eastern Illinois	W	61-36	39,958
09/06	at Brigham Young	L	32-35	63,085
09/21	at UTEP*	W	31-6	35,170
09/29	SMU*	W	42-10	36,096
10/05	at Boise State*	L	31-58	25,857
10/12	Nevada*(HC)	W	59-34	39,616
10/19	Tulsa*	W	37-14	34,098
10/25	at Fresno State*	W	31-21	37,615
11/02	San José State*	W	40-31	36,784
11/16	at Rice*	W	33-28	19,714
11/23	Cincinnati	W	20-19	36,851
11/30	(#14) Alabama	L	16-21	50,000
12/07	San Diego State	W	41-40	36,671
12/25	Tulane (HB)	L	28-36	35,513

2003 (9-5/5-3 WAC, T4th)

Coach: June Jones

Date	School	Result	Score	Attendance
08/30	Appalachian State	W	40-17	42,996
09/13	at (#4) USC	L	32-61	73,654
09/19	at UNLV	L	22-33	34,287
09/27	Rice*	W	41-21	40,040
10/04	at Tulsa*	L	16-27	17,342
10/11	Fresno State*	W	55-28	41,153
10/18	at Louisiana Tech*	W	44-41	19,128
10/25	UTEP* (HC)	W	31-15	40,136
11/01	at San José State*	W	13-10	13,523
11/15	at Nevada*	L	14-24	15,268
11/22	Army	W	59-28	41,668
11/29	Alabama	W	37-29	43,477
12/06	(#18) Boise State*	L	28-45	39,685
12/25	Houston (HB)	W	54-48 3ot	29,005

2004 (8-5/4-4 WAC, T5th)

Coach: June Jones

Date	School	Result	Score	Attendance
09/04	Florida Atlantic	L	28-35 ot	35,624
09/18	at Rice*	L	29-41	8,109
10/02	Tulsa*	W	44-16	44,429
10/09	Nevada*	W	48-26	35,078
10/16	at UTEP*	L	20-51	44,381
10/23	San José State* (HC)	W	46-28	36,264
10/29	at (#18) Boise State*	L	3-69	29,591
11/06	Louisiana Tech*	W	34-23	32,987
11/12	at Fresno State*	L	14-70	38,956
11/20	Idaho	W	52-21	30,864
11/27	Northwestern	W	49-41	33,846
12/04	Michigan State	W	41-38	41,654
12/24	UAB (HB)	W	59-40	38,754

ALL-TIME RESULTS

2005 (5-7/4-4 WAC, 5th)

Coach: June Jones

Date	School	Result	Score	Attendance
09/03	(#1) USC	L	17-63	50,000
09/10	at Michigan State	L	14-42	74,043
09/24	at Idaho*	W	24-0	15,635
10/01	Boise State*	L	41-44	31,695
10/08	at Louisiana Tech*	L	14-46	16,242
10/15	New Mexico St.* (HC)	W	49-28	29,002
10/22	at San José State*	W	45-38	18,129
10/29	Fresno State*	L	13-27	28,196
11/05	at Nevada*	L	28-38	11,723
11/12	Utah State*	W	50-23	27,892
11/25	Wisconsin	L	24-41	34,031
12/03	San Diego State	W	49-38	28,326

2006 (11-3/7-1 WAC, 2nd)

Coach: June Jones

Date	School	Result	Score	Attendance
09/02	at Alabama	L	17-25	92,138
09/16	UNLV	W	42-13	32,008
09/23	at (#25) Boise State*	L	34-41	30,652
09/30	Eastern Illinois	W	44-9	29,358
10/07	Nevada*	W	41-34	33,761
10/14	at Fresno State*	W	68-37	39,122
10/21	at New Mexico State*	W	49-30	17,318
10/28	Idaho* (HC)	W	68-10	34,051
11/04	at Utah State*	W	63-10	10,291
11/11	Louisiana Tech*	W	61-17	32,083
11/18	San José State*	W	54-17	33,622
11/25	Purdue	W	42-35	47,825
12/02	Oregon State	L	32-35	50,000
12/24	Arizona State (HB)	W	41-24	43,435

2007 (12-1/8-0 WAC, 1st)

Coach: June Jones

Date	School	Result	Score	Attendance
09/01	Northern Colorado	W	63-6	40,252
09/08	at Louisiana Tech*	W	45-44 ot	22,135
09/15	at UNLV	W	49-14	38,125
09/22	Charleston Southern	W	66-10	37,723
09/29	at Idaho*	W	48-20	13,807
10/06	Utah State*	W	52-37	36,360
10/12	at San José State*	W	42-35 ot	20,473
10/27	New Mexico State* (HC)	W	50-13	41,218
11/10	Fresno State*	W	37-30	49,047
11/16	at Nevada*	W	28-26	22,437
11/23	(#17) Boise State*	W	39-27	50,000
12/01	Washington	W	35-28	50,000
01/01	vs. (#4) Georgia (SB)	L	10-41	74,383



GREG MCMACKIN

Years: 2008-11 (4) Record: 29-25

Note: 2nd-highest win total for first-year head coach (7).

2008 (7-7/5-3 WAC, T2nd)

Coach: Greg McMackin

Date	School	Result	Score	Attendance
08/30	at (#5) Florida	L	10-56	90,575
09/06	Weber State	W	36-17	39,446
09/13	at Oregon State	L	7-45	45,059
09/27	San José State*	L	17-20	40,571
10/04	at (#22) Fresno State*	W	32-29 ot	40,572
10/11	Louisiana Tech* (HC)	W	24-14	40,246
10/17	at (#15) Boise State*	L	7-27	32,342
10/25	Nevada*	W	38-31	40,225
11/01	at Utah State*	L	14-30	12,112

11/08	at New Mexico State*	W	42-30	10,861
11/22	Idaho*	W	49-17	39,014
11/29	Washington State	W	24-10	42,312
12/06	(#13) Cincinnati	L	24-29	40,549
12/24	Notre Dame (HB)	L	21-49	45,718

2009 (6-7/3-5 WAC, T5th)

Coach: Greg McMackin

Date	School	Result	Score	Attendance
09/04	Central Arkansas	W	25-20	35,751
09/12	at Washington State^	W	38-20	42,912
09/19	at UNLV	L	33-34	29,717
09/30	at Louisiana Tech*	L	6-27	21,263
10/10	Fresno State*	L	17-42	38,556
10/17	at Idaho*	L	23-35	12,763
10/24	(#6) Boise State*	L	9-54	37,928
10/31	at Nevada*	L	21-31	14,735
11/07	Utah State* (HC)	W	49-36	31,499
11/14	New Mexico State*	W	24-6	32,628
11/21	at San José State*	W	17-10 ot	18,327
11/28	Navy	W	24-17	40,643
12/05	Wisconsin	L	10-51	40,069

2010 (10-4/7-1 WAC, T1st)

Coach: Greg McMackin

Date	School	Result	Score	Attendance
09/02	(#14) USC	L	36-49	44,204
09/11	at Army	W	31-28	30,042
09/18	at Colorado	L	13-31	47,840
09/25	Charleston Southern	W	66-7	30,300
10/02	Louisiana Tech*	W	41-21	29,469
10/09	at Fresno State*	W	49-27	38,494
10/16	(#19) Nevada*	W	27-21	42,031
10/23	at Utah State*	W	45-7	17,111
10/30	Idaho* (HC)	W	45-10	37,466
11/06	at (#2) Boise State*	L	7-42	34,060
11/20	San José State*	W	41-7	33,523
11/27	at New Mexico State*	W	59-24	11,841
12/04	UNLV	W	59-21	37,820
12/24	Tulsa (HB)	L	35-62	43,673

2011 (6-7, 3-4 WAC, T4th)

Coach: Greg McMackin

Date	School	Result	Score	Attendance
09/03	Colorado	W	34-17	37,001
09/10	at Washington	L	32-40	63,252
09/17	at UNLV	L	20-40	21,248
09/24	UC Davis	W	56-14	30,756
10/01	at Louisiana Tech*	W	44-26	25,212
10/14	at San José State*	L	27-28	24,643
10/22	New Mexico State* (HC)	W	45-34	33,671
10/29	at Idaho*	W	16-14	10,461
11/05	Utah State*	L	31-35	30,301
11/12	at Nevada*	L	28-42	16,527
11/19	Fresno State*	L	21-24	28,907
11/26	Tulane	W	35-23	27,411
12/03	Brigham Young	L	20-41	34,446

* denotes conference game (WAC 1979-2011; MWC 2012)

NYC - New Year's Classic

PB - Poi Bowl (known as Pineapple Bowl since 1946)

HC - Homecoming

S - Shrine Game

AB - Aloha Bowl (Honolulu)

HOB - Holiday Bowl (San Diego, Calif.)

QB - Jeep O'ahu Bowl (Honolulu)

HB - Hawai'i Bowl (Honolulu)

SB - Allstate Sugar Bowl (New Orleans, La.)

MWC - Mountain West Championship

- game played at War Memorial Stadium (Kahului, Maui)

^ - game played at Qwest Field (Seattle, WA)

\$ - game played at ANZ Stadium (Sydney, Australia)

ALL-TIME RESULTS



NORM CHOW

Year: 2012-15 (4) **Record:** 10-36

Note: 1st Asian-American coach of major FBS program.

2012 (3-9, 1-7 MW, T9th)

Coach: Norm Chow

Date	School	Result	Score	Attendance
09/01	at (#1) USC	L	10-49	93,706
09/15	Lamar	W	54-2	31,442
09/22	Nevada*	L	24-69	31,417
09/28	at Brigham Young	L	0-47	62,022
10/06	at San Diego State*	L	14-52	50,586
10/13	New Mexico* (HC)	L	23-35	31,632
10/27	at Colorado State*	L	27-42	16,573
11/03	at Fresno State*	L	10-45	30,755
11/10	Boise State*	L	14-49	29,471
11/16	at Air Force*	L	7-21	25,313
11/24	UNLV*	W	48-10	28,359
12/01	South Alabama	W	23-7	27,865

2013 (1-11, 0-8 MW, 6th - West)

Coach: Norm Chow

Date	School	Result	Score	Attendance
08/29	(#24) USC	L	13-30	39,058
09/07	at Oregon State	L	14-33	38,179
09/21	at Nevada*	L	9-31	23,240
09/28	(#25) Fresno State*	L	37-42	28,755
10/05	San José State*	L	27-37	27,146
10/12	at UNLV*	L	37-39	22,755
10/26	Colorado State* (HC)	L	28-35	29,752
11/02	at Utah State*	L	10-47	21,428
11/09	at Navy	L	28-42	33,327
11/16	San Diego State*	L	21-28 ot	28,530
11/23	at Wyoming*	L	56-59 ot	12,227
11/30	Army	W	49-42	32,690

2014 (4-9, 3-5 MW, 4th - West)

Coach: Norm Chow

Date	School	Result	Score	Attendance
08/30	(#25) Washington	L	16-17	36,411
09/06	Oregon State	L	30-38	29,050
09/13	Northern Iowa	W	27-24	24,999
09/20	at Colorado	L	12-21	39,478
10/04	at Rice	L	14-28	17,465
10/11	Wyoming*	W	38-28	24,273
10/18	at San Diego State*	L	10-20	35,686
10/25	Nevada* (HC)	L	18-26	27,061
11/01	Utah State*	L	14-35	24,761
11/08	at Colorado State*	L	22-49	25,236
11/15	at San José State*	W	13-0	17,962
11/22	UNLV*	W	37-35	25,604
11/29	at Fresno State*	L	21-28	32,580

2015 (3-10, 0-8 MW, 6th - West)

Coaches: Norm Chow (9 gms) & Chris Naeole (4 gms)

Date	School	Result	Score	Attendance
09/03	Colorado	W	28-20	24,255
09/12	at (#1) Ohio State	L	0-38	107,145
09/19	UC Davis	W	47-27	25,714
09/26	at (#22) Wisconsin	L	0-28	80,829
10/03	at Boise State*	L	0-55	35,907
10/10	San Diego State* (HC)	L	14-28	28,543
10/17	at New Mexico*	L	27-28	20,541
10/24	at Nevada*	L	20-30	19,992
10/31	Air Force*	L	7-58	22,430
11/07	at UNLV*	L	21-41	20,006
11/14	Fresno State*	L	14-42	21,485
11/21	San José State*	L	23-42	20,320
11/28	Louisiana-Monroe	W	28-26	21,284



NICK ROLOVICH

Year: 2016-19 (4) **Record:** 28-27

Note: Three bowl games in four seasons and UH's first Mountain West divisional title

2016 (7-7, 4-4 MW, 2nd - West)

Coach: Nick Rolovich

Date	School	Result	Score	Attendance
08/27	vs. California\$	L	31-51	61,247
09/03	at (#7) Michigan	L	3-63	110,222
09/10	UT Martin	W	41-36	22,900
09/17	at Arizona	L	28-47	50,116
10/01	Nevada*	W	38-17	23,503
10/08	at San José State*	W	34-17	16,837
10/15	UNLV* (HC)	L	38-41	31,287
10/22	at Air Force*	W	34-27 ot	29,132
10/29	New Mexico*	L	21-28	23,964
11/05	at San Diego State*	L	0-55	41,644
11/12	(#24) Boise State*	L	16-52	22,731
11/19	at Fresno State*	W	14-13	26,951
11/26	Massachusetts	W	46-40	22,739
12/24	Middle Tennessee (HB)	W	52-35	23,175

2017 (3-9, 1-7 MW, T5th - West)

Coach: Nick Rolovich

Date	School	Result	Score	Attendance
08/26	at Massachusetts	W	38-35	12,145
09/02	Western Carolina	W	41-18	25,472
09/09	at UCLA	L	23-56	50,444
09/23	at Wyoming*	L	21-28 ot	17,796
09/30	Colorado State*	L	21-51	25,687
10/07	at Nevada*	L	21-35	16,566
10/14	San José State* (HC)	W	37-26	25,019
10/28	San Diego State*	L	7-28	23,018
11/04	at UNLV*	L	23-31	16,278
11/11	Fresno State*	L	21-31	21,357
11/18	at Utah State*	L	0-38	17,650
11/25	Brigham Young	L	20-30	24,910

2018 (8-6, 5-3 MW, 2nd - West)

Coach: Nick Rolovich

Date	School	Result	Score	Attendance
08/25	at Colorado State*	W	43-34	31,007
09/01	Navy	W	59-41	29,702
09/08	Rice	W	43-29	23,112
09/15	at Army West Point	L	21-28	31,133
09/22	Duquesne (HC)	W	42-21	26,175
09/29	at San José State*	W	44-41 5ot	16,363
10/06	Wyoming*	W	17-13	23,907
10/13	at Brigham Young	L	23-49	52,354
10/20	Nevada*	L	22-40	24,475
10/27	at Fresno State*	L	20-50	33,659
11/03	(#18) Utah State*	L	17-56	21,476
11/17	UNLV*	W	35-28	25,697
11/24	at San Diego State*	W	31-30 ot	28,014
12/22	Louisiana Tech (HB)	L	14-31	30,911

2019 (10-5, 5-3 MW, T1st - West)

Coach: Nick Rolovich

Date	School	Result	Score	Attendance
08/24	Arizona	W	45-38	22,396
09/07	Oregon State	W	31-28	26,807
09/14	at (#23) Washington	L	20-52	67,589
09/21	Central Arkansas (HC)	W	35-16	23,465
09/28	at Nevada	W	54-3	15,137
10/12	(#14) at Boise State*	L	37-59	36,902
10/19	Air Force*	L	26-56	23,757
10/26	New Mexico*	W	45-31	12,617
11/02	Fresno State	L	38-41	22,058
11/09	San José State*	W	42-40	19,858
11/16	at UNLV*	W	21-7	21,317
11/23	San Diego State*	W	14-11	24,911
11/30	Army	W	52-31	26,256
12/07	(#19) Boise State (MWC)	L	10-31	23,561
12/24	Brigham Young (HB)	W	38-34	21,582


ALL-AMERICANS



Gary Allen



Larry Arnold



Justin Ayat



Davone Bess



Colt Brennan




Walter Briggs



Allen Brown



Tim Buchanan




Alex Dunnachie



Jeff Duva



Mike Edwards



Jason Elam



Solomon Elimimian



Blane Gaison



Alex Green



Ryan Grice-Mullen



Scott Haneberg



Scott Harding



Randy Ingraham



Henry Kahanui



Jim Kalili



Thomas Kaulukukui



Larry Khan-Smith



Cliff Laboy



Steve Lehor



Ashley Lelie



Vince Manuwai



Dana McLemore



Rich Miano



Uriah Moenoa



Walter Murray



Al Noga




Falaniko Noga



Chad Owens



McKinley Reynolds



Ed Riewerts

ALL-AMERICANS



Jason Rivers



Richard Rupert



Greg Salas



Jesse Sapolu



Hercules Satele



Samson Satele



Larry Sherrer



Mana Silva



Nolle Smith



Henry Sovio



Richard Spelman



Levi Stanley



Jim Stone



Tom Tuinei



John Ursua



Jeris White



John Woodcock

ACADEMIC ALL-AMERICANS

UH has featured eight Academic All-Americans, six of whom have been honored by the College of Sports Information Directors (CoSIDA), the organization that presents the official Academic All-America award. Wide receiver Kealoha Pilares (2010), defensive back Chris Shinnick (1997) and running back Travis Sims (1992) are the school's first-team recipients.



Kealoha Pilares
1st TM WR (2010)




Chris Shinnick
1st TM DB (1997)



Travis Sims
1st TM RB (1992)



Jason Elam
2nd TM PK (1992)



William Bell
2nd TM DB (1987)



Rick Wagner
2nd TM WR (1977)



Don Satterlee
2nd TM LB (1971)



Tony Nakazawa
2nd TM OL (1970)

ALL-AMERICANS

A total of 35 former Rainbow Warriors have earned All-America recognition from UH's first All-American Tommy Kaulukukui to Heisman Trophy finalist Colt Brennan. The 35 All-Americans have earned 65 citations. UH's only first team Associated Press All-American is defensive lineman Al Noga in 1986.

- 2014 **Scott Harding**, 2nd team, P, FWAA
2012 **Alex Dunnachie** honorable mention, P, SI.com
Mike Edwards honorable mention, KR, SI.com
2010 **Greg Salas** 3rd team, WR, AP
honorable mention, WR, SI.com
Alex Green honorable mention, AP, SI.com
Mana Silva honorable mention, DB, SI.com
2009 **Greg Salas** honorable mention, WR, SI.com
2007 **Davone Bess** 3rd team, WR, AP
2nd team, WR, Walter Camp Foundation
2nd team, WR, Sporting News
honorable mention, SI.com
Colt Brennan 3rd team, QB, AP
2nd team, QB, SI.com
Ryan Grice-Mullen 2nd team, WR, SI.com
Jason Rivers honorable mention, WR, SI.com
Hercules Satele 1st team, OL, FWAA
honorable mention, OL, SI.com
2006 **Davone Bess** honorable mention, WR, SI.com
Colt Brennan 2nd team, QB, Walter Camp
Foundation, 3rd team AP, honorable mention,
SI.com
Samson Satele 2nd team, C, SI.com
2004 **Chad Owens** 2nd team, WR & PR, SI.com
2nd team, all-purpose player, AP
3rd team, WR & PR, CollegeFootballNews.com
2002 **Vince Manuwai** 1st team, OG, SI.com
1st team, CBSSports.com
2001 **Ashley Lelie** 2nd team, WR, CBSSports.com
3rd team, WR, AP
3rd team, WR, The Sporting News
3rd team, WR, Football News
1992 **Jason Elam** 1st team PK, Kodak
1st team, PK, Scripps & Howard
1991 **Jason Elam** 2nd team PK, Football News
3rd team, PK, AP
1989 **Walter Briggs** 2nd team DB, UPI
Jason Elam, 2nd team PK, The Sporting News
1988 **Larry Khan-Smith** 2nd team, RS, AP
1986 **Al Noga** 1st team, DL, AP
1985 **Walter Murray** 1st team, WR, Gannett News
Service 3rd team, WR, AP
1984 **Rich Miano** honorable mention, DB, AP
Richard Spelman honorable mention, PK, AP
1983 **Falaniko Noga** National Strength & Conditioning
Association
1981 **Gary Allen** honorable mention, TB, AP
Falaniko Noga honorable mention, NG, AP
Dana McLemore honorable mention, CB, AP
1980 **Gary Allen** honorable mention, TB, AP
Blane Gaison honorable mention, DB, AP
Falaniko Noga honorable mention, NG, AP
Ed Riewerts honorable mention, C, AP
Jesse Sapolu honorable mention, OG, AP
1979 **Gary Allen** honorable mention, TB, AP
Tom Tuinei honorable mention, DT, AP
1978 **Gary Allen** honorable mention, TB, AP
Jeff Duva honorable mention, QB, AP
1974 **Cliff LaBoy** honorable mention, DL, AP
John Woodcock, honorable mention, DL, AP
1973 **Jeris White** first team, DB, Time Magazine
and The Sporting News
1949 **Harry Kahuauui** honorable mention, DE, UPI
1935 **Tommy Kaulukukui** All-American Board of
Football



AL NOGA

ALL-AMERICANS



JEFF DUVA

GARY ALLEN (1978-81) - Four-time honorable mention A.P. All-American tailback. Set 30 school rushing, total offense and all-purpose yardage records, including most career rushes (647), yards gained rushing (3,451) and 100-yard rushing games (15). Three-time first team all-WAC and three-time honorable mention A.P. all-Coast.

LARRY ARNOLD (1967-69) - Honorable mention A.P. Little All-American quarterback in 1968 in which he completed 154-of-278 passes for 1,917 yards and 21 touchdowns. Set 20 passing and total offense school records, including career passing yards (3,425) and touchdowns (33).

DAVONE BESS (2005-07) - A.P. third team All-American who finished his three-year career as the school's leader in receptions (293) and second in receiving yards (3,610). Scored a record 41 touchdowns, including an NCAA-best 39 touchdowns with quarterback Colt Brennan.

COLT BRENNAN (2005-07) - Finished third in the Heisman Trophy race in 2007. Two-time third-team A.P. All-American quarterback in 2006-07. Set or tied 31 NCAA records during his three-year career, including career touchdown passes (131). Won the Sammy Baugh Trophy in 2006. Two-time WAC Offensive Player of the Year.

WALTER BRIGGS (1986-89) - Second team All-American by U.P.I. in 1989 after posting single-season school-record nine interceptions. Also named first team all-WAC.

ALLEN BROWN (1973) - Honorable mention A.P. Little All-American wide receiver in 1973. Led the team with 46 receptions for 735 yards and two touchdowns in only nine games played.

TIM BUCHANAN (1968) - First team A.P. Little All-American linebacker in 1968. School-record 168 total tackles.

ALEX DUNNACHIE (2009-12) - Honorable mention All-American by SI.com. As a senior, set new UH single-season record with a 46.16 average, which ranked fourth nationally. Ranked third all-time at UH with a 42.0 career average.

JEFF DUVA (1977-78) - A.P. honorable mention All-American quarterback in 1978, in which he completed 113-of-208 passes for 1,463 yards and 14 touchdowns. Set nine UH records including career record for most yards passing per game (134.1).

MIKE EDWARDS (2011-12) - All-American honorable mention by SI.com and third team by CBSSports.com after leading the country in kickoff-return yardage (1,215). Also set UH and MW records with three kickoff-return touchdowns. In just two seasons, established new school career kickoff-return yardage record (2,301).



JASON ELAM

JASON ELAM (1988-92) - First-team All-American place-kicker. Finished his career ranked third in NCAA history with 395 points, including 79-of-100 in field-goal attempts. All-time points leader in UH and WAC history. Converted 91 straight extra points from 1988-91. School-record 56-yard field goal against BYU in 1992.

BLANE GAISON (1976, '78-80) - Honorable mention A.P. All-American in 1980 playing both quarterback and defensive back. Second on the team with 85 tackles and two interceptions after playing quarterback during the first three games of the season.

ALEX GREEN (2009-10) - Honorable mention All-American by SI.com in 2010 after racking up 1,199 rushing yards and 18 touchdowns. Broke a half-dozen school records, including a 60-year-old school record when he rushed for 327 yards in a win at New Mexico State.

RYAN GRICE-MULLEN (2005-07) - Second team All-American by CNN/SI in 2007, in which he hauled in 106 receptions for 1,372 yards and 13 touchdowns. Finished his career ranked fourth in career receptions (237), third in receiving yards (3,370) and second in touchdowns (36).

SCOTT HANEBERG (1972-73) - Honorable mention A.P. Little All-American offensive tackle in 1973. Also named first team Little All-Coast.

SCOTT HARDING (2011-14) - Dubbed the "Most Interesting Man in College Football" by *Grantland* for being the team's starting punter, punt returner, and receiver. Second-team All-American punter by FWAA who led the nation with 86 punts - a UH single-season record - in 2014.

RANDY INGRAHAM (1970-71) - Two-time honorable mention A.P. Little All-American linebacker from 1970-71. Recorded 266 career total tackles, including 145 in 1970. Also named first team Little All-Coast in 1971 and second team in 1970.

HARRY KAHUANUI (1946-49) - Honorable mention All-American defensive end by U.P.I. in 1949. Nicknamed "Clown," he was the first UH player invited to the East-West Shrine Game.

JIM KALILI (1967, '69-70) - A.P. second team Little All-American offensive guard in 1970. Also named first team Little All-American by Western States in 1969.

TOMMY KAULUKUKUI (1934-37) - School's first All-American in 1935 by the All-American Board of Football. Nicknamed "Grass Shack" by legendary sportswriter Grantland Rice, still holds school-record 103-yard kickoff return in loss to UCLA in 1935.

ALL-AMERICANS



FALANIKO NOGA

LARRY KHAN-SMITH (1987-90) - A.P. second team All-American in 1988 as a return specialist. Set four UH kick-return records including a 26.6 average, which ranked fifth nationally. Also named first team all-WAC.

CLIFF LABOY (1973-75) - Honorable mention A.P. All-American defensive tackle in 1974 in which he recorded 89 total tackles and 13 sacks. Also forced three fumbles and recovered five. Had 230 career tackles and school-record 10 career fumbles recovered.

ASHLEY LELIE (1999-2001) - Record-breaking 2001 season in which he set school and WAC records for receiving yards (1,713) and touchdowns (19). Finished his career as the school-record holder for receiving yards (3,341) and touchdowns (32). School's highest NFL Draft pick, taken with the 19th pick by Denver.

VINCE MANUWAI (1999-2002) - First team All-American by CNN/SI and CBSsports.com in 2002. Three-year starter at right guard in which he did not allow a sack. Named to the "watch list" of both the Outland Trophy and Lombardi awards.


DANA MCLEMORE (1978-81) - Honorable mention A.P. All-American cornerback in 1981, with four interceptions. Also named all-WAC as a punt returner, who returned two for touchdowns and set six UH records. Recorded seven career interceptions.

RICH MIANO (1984) - Honorable mention All-American by the Associated Press. Led the team in tackles in back-to-back seasons, including 110 in 1984. The first-team all-conference pick and eventual 11-year NFL vet, also led the team with nine passes defended that season.

WALTER MURRAY (1982-85) - A first-team All-American wide receiver by Gannett News Service in 1985, set 10 school receiving records during his career. Finished with 178 receptions for 2,867 yards and 20 touchdowns, including single-season records for receptions (66) and touchdowns (7).

AL NOGA (1984-87) - School's only A.P. first team All-American in 1986. Touted as the "Samoan Sack Man," was promoted as the school's first Heisman Trophy candidate. Named the WAC's Defensive Player of the Year and was a finalist for the Outland Trophy. Set single-season school records of 17 sacks, 31 tackles for loss and six forced fumbles.

FALANIKO NOGA (1980-83) - Honorable mention All-American by the A.P. in 1981 and a *Blue Chips Magazine* freshman and sophomore All-American. A four-year starter on the defensive line, was named either first team or second team all-WAC all four years. Set UH single-season (16) and career (43) records for tackles-for-loss.



JESSE SAPOLU

CHAD OWENS (2001-04) - Second team All-American in 2004 in which he set an NCAA-record five punt returns for touchdowns. Also tied NCAA career record with eight returns for touchdowns (six punts, two kickoffs). School record-holder in all-purpose yards (5,461). Holds NCAA single-game kick-return record with 342 yards against BYU in 2001.

MCKINLEY REYNOLDS (1967-68) - Honorable mention A.P. Little All-American in 1968, in which he hauled in 49 catches for 711 yards and seven touchdowns.

ED RIEWERTS (1979-80) - Honorable mention A.P. All-American in 1980. Two-year starter at center. Also named first team all-WAC as a senior.

JASON RIVERS (2003-04, '06-07) - School's career leader in receiving yards (3,919), who also ranks second in receptions (292) and third in touchdowns (35). School- and all-time collegiate bowl-record 308 yards receiving in 2006 Sheraton Hawai'i Bowl against Arizona State.

RICHARD RUPPERT (1971) - Second-team Little All-American offensive guard by Kodak.

GREG SALAS (2007-10) - Third-team A.P. All-American in 2010 and honorable mention by SI.com in '09 and '10. A 2010 Fred Biletnikoff Award semifinalist, he finished second nationally in receiving yards per game (134.9) and third in receptions per game (8.5). UH's career record-holder for receiving yards (4,345), he also set single-season records for receptions (119) and receiving yards (1,889). The only player in school history to post two 100-plus catch seasons.


JESSE SAPOLU (1979-82) - A.P. honorable mention All-American offensive guard in 1980. Four-year starter on the offensive line and also played on defensive front. Also named first team all-WAC in 1980.

HERCULES SATELE (2004-07) - First-team All-American offensive lineman by the Football Writers' Association of America. Two-year starter at left guard.

SAMSON SATELE (2003-06) - Second-team All-American center by SI.com. First team all-WAC in 2005 and '06 and second-teamer in 2003 and '04. Started all 53 games in his career. FWAA first-team Freshman All-American in 2003.

LARRY SHERRER (1969-71) - Honorable mention A.P. Little All-American tailback in 1971. Also named first team Little all-Coast in 1971 and second team in 1970. Set 10 rushing and scoring school records including most yards rushing (2,174) and touchdowns (30).

ALL-AMERICANS



JOHN WOODCOCK

MANA SILVA (2008-10) - Honorable mention All-American by SI.com after logging 85 tackles and eight interceptions, the second most in the nation. Finished his career as the school's all-time leader with 14 picks.

NOLLE SMITH - First team A.P. Little All-American halfback in 1941. Co-captain of his senior year, which ended abruptly due to the attack on Pearl Harbor.

HENRY SOVIO (1969-71) - Honorable mention A.P. Little All-American tight end in 1971. Led the team with 36 receptions, 527 yards receiving and two touchdowns. Also served as placekicker, converting 12-of-22 career attempts.

RICHARD SPELMAN (1984) - Honorable mention All-American by the Associated Press at placekicker. Established a school record with 21 field goals made in 1984 and was perfect (22-22) on extra points.

LEVI STANLEY (1969-70, '72-73) - Second team A.P. Little All-American defensive tackle in 1973. Earned honorable mention Little All-American honors in 1972. Led team in tackles as a junior and senior and compiled a school-record 366 career total tackles.

JIM STONE (1971-72) - Third team A.P. Little All-American defensive end in 1971. Also earned honorable mention Little All-American honors as a senior in 1972. Recorded 132 career tackles.

TOM TUINEI (1976-79) - Honorable mention A.P. All-American defensive tackle in 1979. Also named first team all-WAC. Recorded 62 tackles and team-leading 12-for-loss as a senior. Had career totals of 269 total tackles, including 100 as a sophomore in 1977.

JOHN URSUA (2016-18) - 2nd Team A.P. Midseason All-American wide receiver in 2018. Also first team all-MW and Biletnikoff Award semifinalist. Led the nation in receiving TDs (16) while ranking fifth nationally in receiving yards.

JERIS WHITE (1970-73) - First team All-American by *Time* and *The Sporting News* in 1973 at defensive back. Single-season school-record six interceptions in 1971. Two-time first team all-Little Coast. Recorded nine career interceptions.

JOHN WOODCOCK (1974-75) - Honorable mention A.P. All-American defensive tackle in 1974 in which he led the team with 126 total tackles. Also led the team as a senior in 1975, recording 116 tackles and eight sacks.

LITTLE ALL-AMERICANS

- 1973 **Levi Stanley** 2nd team, DT, AP
Jeris White honorable mention, DB, AP
Scott Haneberg honorable mention, OT, AP
Allen Brown honorable mention, WR, AP
- 1972 **Jim Stone** honorable mention, DL, AP
Levi Stanley honorable mention, DT, AP
- 1971 **Jim Stone** 3rd team, DE, AP
Randy Ingraham honorable mention, LB, AP
Larry Sherrer honorable mention, TB, AP
Henry Sovio honorable mention, TE, AP
Richard Ruppert 2nd team, OG, Kodak
- 1970 **Jim Kalili** 2nd team, OG, AP;
honorable mention, OG, Kodak
Randy Ingraham honorable mention, LB, AP
- 1969 **Jim Kalili** 1st team, OG, Western States
- 1968 **Tim Buchanan** 1st team, LB, AP
Larry Arnold honorable mention, QB, AP
McKinley Reynolds honorable mention, TE, AP
- 1941 **Nolle Smith** 1st-string berth, HB, AP

FRESHMAN ALL-AMERICANS

- 2011 **Scott Harding** 1st team, PR, FWAA
2nd team, Yahoo! Sports
- 2005 **Davone Bess** 1st Team, WR, FWAA;
1st team, WR, Rivals.com;
1st team, WR, The Sporting News;
2nd Team, WR, CollegeFootballNews.com;
2nd Team, WR, Scout.com
Ryan Grice-Mullen 3rd Team, WR,
CollegeFootballNews.com;
honorable mention, WR, Scout.com;
honorable mention, WR, The Sporting News
- Solomon Elimimian** 1st Team, WR, Scout.com;
honorable mention, LB, The Sporting News
- 2003 **Samson Satele** 1st team, OL, Scripps/FWAA
- 2001 **Justin Ayat** 1st team, PK, Football News
Uriah Moenoa 4th team, OL, The Sporting News
Chad Owens 1st team, FWAA
- 1980 **Falaniko Noga** 1st team, NG, Blue Chips
Magazine
- 1979 **Steve Lehor** honorable mention, LB, The
Sporting News

SOPHOMORE ALL-AMERICAN

- 1981 **Falaniko Noga** 1st team, NG, Blue Chips
Magazine

MID-SEASON ALL-AMERICAN

- 2018 **John Ursua** 2nd team, AP, USA Today

DISTINGUISHED ALUMNI

Former University of Hawai'i quarterbacks *Timmy Chang* and *Colt Brennan* re-wrote the school passing and total offense record books with a combined 93 records. The duo also tied or broke 45 NCAA records including career records for yardage (*Timmy Chang*, 17,072) and touchdowns (*Colt Brennan*, 131). Those records have since been broken by Houston's Case Keenum.

Chang, a four-year starter from 2000-04, also set the NCAA record for career total offense (16,910) and at the conclusion of his career, ranked third in touchdown passes (117). *Brennan*, who succeeded *Chang* from 2005-07, was second all-time in total offense (14,740) and passing efficiency (167.6) and third in career passing yards (14,193) at the conclusion of his career.



TIMMY CHANG (2000-04)

- ▶ Set NCAA passing-yards record (17,072), breaking Ty Detmer's record in the first quarter against Louisiana Tech on Nov. 6, 2004, at Aloha Stadium.
- ▶ 2000 WAC Freshman of the Year and first team all-WAC in 2004. Also named second team all-WAC in 2002 and honorable mention in 2000 and '03.
- ▶ Two-time Sheraton Hawai'i Bowl Most Outstanding Player (2003 and '04). Led UH to victories over Houston in 2003 (475 yds, 5 TDs) and UAB in 2004 (405 yds, 4 TDs).
- ▶ Posted 36 career games with 300 or more yards passing and 11 career games with 400 or more yards. Career-best 534 yards passing at Louisiana Tech on Oct. 18, 2003.
- ▶ Then school-record six touchdown passes against Idaho on Nov. 20, 2004. Recorded 37 career multiple-touchdown games.
- ▶ Started first three games of 2001 season before sitting out the rest of the season and earning a medical hardship.

CHANG'S CAREER STATS

PASSING	G-GS	EFF	CMP	ATT	INT	PCT	YDS	TD	LONG	AVG/G
2000	10-9	112.0	245	469	19	52.2	3,041	19	74	304.1
2001	3-3	130.9	83	140	6	59.3	1,100	6	52	366.7
2002	14-14	122.3	349	624	22	55.9	4,474	25	72	319.6
2003	13-11	126.7	353	601	20	58.7	4,199	29	72	323.0
2004	13-13	135.4	358	602	13	59.5	4,258	38	75	327.5
TOTALS	53-50	125.1	1,388	2,436	80	57.0	17,072	117	75	322.1



COLT BRENNAN (2005-07)

- ▶ Broke or tied 31 NCAA records upon completion of his three-year career, including career touchdown passes (131), single-season touchdown passes (58 in 2006) and most touchdowns responsible for in a career (146).
- ▶ Finished third in the Heisman Trophy voting and was a finalist for the Johnny Unitas Award in 2007. Also named third-team Associated Press All-American.
- ▶ In 2006, captured the Sammy Baugh Award, was a finalist for the Davey O'Brien Award and Cingular National Player of the Year, and was sixth in the Heisman race.
- ▶ Two-time WAC Offensive Player of the Year (2006 and '07) and two-time, first team all-WAC.
- ▶ Posted 30 career games with 300 or more yards passing, 20 career games with 400 or more yards, and four career games with 500 or more yards.
- ▶ Then school-record 559 yards passing against Arizona State in the 2006 Sheraton Hawai'i Bowl.
- ▶ Led the nation in total offense (422.5), touchdown passes (58), passing efficiency (185.96), points responsible for (27.7), completion percentage (72.6%), passing yards (5,549) and passing yards per game (396.4) during record-breaking 2006 season. Broke or tied 20 NCAA records, 17 WAC records and 41 school records that year.

BRENNAN'S CAREER STATS

PASSING	G-GS	EFF	CMP	ATT	INT	PCT	YDS	TD	LONG	AVG/G
2005	12-10	155.5	350	515	13	68.0	4,301	35	87	358.4
2006	14-14	186.0	406	559	12	72.6	5,549	58	79	396.4
2007	12-11	166.3	359	510	17	70.4	4,343	38	67	361.9
TOTALS	38-35	167.6	1,115	1,584	42	70.4	14,193	131	87	373.5

NATIONAL AWARDS



Colt Brennan (far left) finished third in the 2007 Heisman Memorial Trophy, which was won by Florida's Tim Tebow.

CINGULAR NATIONAL PLAYER OF THE YEAR

2006 Colt Brennan (Finalist)

HEISMAN MEMORIAL TROPHY

(Nation's top player)

2007 Colt Brennan (3rd Place)

2006 Colt Brennan (6th Place)

JOHNNY UNITAS AWARD

(Nation's top senior quarterback)

2007 Colt Brennan (Finalist)

2004 Timmy Chang (Finalist)

SAMMY BAUGH AWARD

(Nation's top quarterback)

2006 Colt Brennan (Winner)

DAVEY O'BRIEN AWARD

(Nation's top quarterback)

2007 Colt Brennan (Semifinalist)

2006 Colt Brennan (Finalist)

MANNING AWARD

(Nation's top quarterback)

2006 Colt Brennan (Finalist)

RIMINGTON AWARD

(Nation's top center)

2009 John Estes (Finalist)

FRED BILETNIKOFF AWARD

(Nation's top receiver)

2018 John Ursua (Semifinalist)

2010 Greg Salas (Semifinalist)

2004 Chad Owens (Semifinalist)

2001 Ashley Lelie (Semifinalist)

OUTLAND TROPHY

(Nation's top defensive player)

1986 Al Noga (Finalist)

WUERFFEL TROPHY

(Community service)

2018 Noah Borden (Semifinalist)

LOU GROZA AWARD

(Nation's top placekicker)

1992 Jason Elam (Finalist)

RAY GUY AWARD

(Nation's top punter)

2014 Scott Harding (Semifinalist)

MOSI TATUPU AWARD

(Nation's top special teams player)

2004 Chad Owens (Winner)

JET AWARD

(Nation's top return specialist)

2012 Mike Edwards (Finalist)

BURLSWORTH TROPHY

(Nation's top player who started as walk-on)

2011 Bryant Moniz (Semi-finalist)

POLYNESIAN FOOTBALL HALL OF FAME

COLLEGE PLAYER OF THE YEAR

(Nation's top player of Polynesian descent)

2018 John Ursua (Finalist)

2017 Jahlani Tavai (Finalist)

2014 Scott Harding (Finalist)

NATIONAL COACH OF THE YEAR

Associated Press

2007 June Jones (3rd Place)

Paul "Bear" Bryant Award

2007 June Jones (Finalist)

1999 June Jones (Finalist)

CNN/Sports Illustrated

1999 June Jones (Winner)

American Football Coach/Schutt Sports

1999 June Jones (Winner)

The Sporting News

1999 June Jones (Winner)

CONFERENCE AWARDS



INDIVIDUAL HONORS

Special Teams Player of the Year

Mike Edwards, KR, 2012

Coach of the Year

Nick Rolovich, 2019

- 2019 Cedric Byrd II, 1st TM, WR
 Ilm Manning, 2nd TM, OL
 Cole McDonald, 2nd TM, QB
 JoJo Ward, 2nd TM, WR
 Cortez Davis, HM, DB
 Rojesterman Farris II, HM, DB
 Solomon Matautia, HM, LB
 Kaimana Padello, HM, DL
 Gene Pryor, HM, OL
 Blessman Ta'ala, HM, DL
 Taaga Tuulima, HM, OL
- 2018 John Ursua, 1st TM, WR
 Kaimana Padello, 2nd TM, DL
 Zeno Choi, HM, DL
 Rojesterman Farris II, HM, DB
 Cole McDonald, HM, QB
 Jahlani Tavai, HM, LB
 Solo Vaipulu, HM, OL
- 2017 Dejon Allen, 1st TM, OL
 Jahlani Tavai, 2nd TM, LB
 Diocemy Saint Juste, 2nd TM, RB
 Meffy Koloamatangi, HM, DL
 Viane Moala, HM, DL
- 2016 Jahlani Tavai, 1st TM, LB
 Dejon Allen, 2nd TM, OL
 Trayvon Henderson, HM, DB
 Marcus Kemp, HM, WR
 Leo Koloamatangi, HM, OL
 Meffy Koloamatangi, HM, DL
 Jalen Rogers, HM, DB
 Rigoberto Sanchez, HM, PK
- 2015 Kennedy Tulimasealii, 1st TM, DL
 Dejon Allen, HM, OL
 Ben Clarke, HM, OL
 Julian Gener, HM, LB
 Nick Nelson, HM, DB
 Rigoberto Sanchez, HM, P
- 2014 Scott Harding, 1st TM, P;
 HM, PR
 Kody Afusia, HM, OL
 Ben Clarke, HM, OL
 Tyler Hadden, HM, PK
 Sean Shigematsu, HM, OL
 Taz Stevenson, HM, DB
 Beau Yap, HM, DL

- 2013 Beau Yap, 2nd TM, DL
 Ben Clarke, HM, OL
 Brenden Daley, HM, LB
 Clark Evans, HM, TE
 Scott Harding, HM, P
 John Hardy-Tuliau, HM, DB
 Art Laurel, HM, LB
 Siasau Matagiuese, HM, DL
 Ne'Quan Phillips, HM, DB

- 2012 Mike Edwards, 1st TM, KR;
 2nd TM DB
 Alex Dunnachie, 2nd TM, P
 Paipai Falemalu, 2nd TM, DL
 Ben Clarke, HM, OL
 Tavita Woodard, HM, DL



INDIVIDUAL HONORS

Kearney Award

Top athlete in the WAC
 Colt Brennan, QB, 2007

Offensive Player of the Year

Colt Brennan, QB, 2006, '07

Defensive Player of the Year

Solomon Elimimian (co-POY), LB, 2008
 Travis LaBoy, DL, 2003
 Al Noga, DT, 1986

Special Teams Player of the Year

Jason Elam, PK, 1992

Offensive Unit of the Year

Colt Brennan, QB; Davone Bess, WR;
 Ryan Grice-Mullen, WR;
 C.J. Hawthorne, WR;
 Jason Rivers, WR; 2007

Freshman of the Year

Davone Bess, WR, 2005
 Timmy Chang, QB, 2000
 Charles Tharp, RB, 1997
 (Pacific Division)
 Jamal Farmer, RB, 1989

Newcomer of the Year

Falaniko Noga, DL, 1980
 Tom Tuinei, DL, 1979

Coach of the Year

June Jones, 1999, 2006, '07
 Bob Wagner, 1989, '92
 Dick Tomey, 1981

- 2011 Bryant Moniz, 1st TM, QB
 Aaron Brown, 1st TM, LB
 Brett Leonard, 2nd TM, OL
 Vaughn Meatoga, 2nd TM, DL
 Corey Paredes, 2nd TM, LB
 Royce Pollard, 2nd TM, WR
 Richard Torres, 2nd TM, DB
 Kaniela Tuipulotu, 2nd TM, DL

- 2010 Corey Paredes, 1st TM, LB
 Greg Salas, 1st TM, WR
 Mana Silva, 1st TM, DB
 Scott Enos, 2nd TM, PK
 Alex Green, 2nd TM, RB
 Laupepa Letuli, 2nd TM, OL
 Bryant Moniz, 2nd TM, QB
 Kealoha Pilares, 2nd TM, WR
 Adrian Thomas, 2nd TM, OL
 Kaniela Tuipulotu, 2nd TM, DL

- 2009 John Estes, 1st TM, OL
 Greg Salas, 1st TM, WR
 Blaze Soares, 1st TM, LB
 Aaron Kia, 2nd TM, OL
- 2008 John Estes, 1st TM, OL
 Solomon Elimimian, 1st TM, LB
 Adam Leonard, 1st TM, LB
 Ryan Mouton, 1st TM, DB
 Mike Washington, 2nd TM, WR
 David Veikune, 2nd TM, DL
 Keala Watson, 2nd TM, DL

- 2007 Colt Brennan, 1st TM, QB
 Davone Bess, 1st TM, WR
 Ryan Grice-Mullen, 1st TM, WR
 John Estes, 1st TM, OL
 Hercules Satele, 1st TM, OL
 David Veikune, 1st TM, DL
 Michael Lafaele, 1st TM, DL
 Adam Leonard, 1st TM, LB
 Solomon Elimimian, 1st TM, LB
 Myron Newberry, 1st TM, DB
 Dan Kelly, 1st TM, PK
 Jason Rivers, 2nd TM, WR

- 2006 Colt Brennan, 1st TM, QB
 Davone Bess, 1st TM, WR
 Tala Esera, 1st TM, OL
 Nate Ilaoa, 1st TM, RB
 Samson Satele, 1st TM, OL
 Ikaika Alama-Francis, 1st TM, DL
 Leonard Peters, 1st TM, DB
 Melila Purcell, 1st TM, DL
 Ross Dickerson, 1st TM, KR
 Michael Lafaele, 2nd TM, DL
 Adam Leonard, 2nd TM, LB
 Jason Rivers, 2nd TM, WR
 Dane Uperesa, 2nd TM, OL

- 2005 Davone Bess, 1st TM, WR
 Lono Manners, 1st TM, DB
 Samson Satele, 1st TM, OL
 Ikaika Alama-Francis, 2nd TM, DL
 Brandon Eaton, 2nd TM, OL
 Tala Esera, 2nd TM, OL
 K. Kamakawiwo'ole, 2nd TM, LB
 Melila Purcell, 2nd TM, DL

CONFERENCE AWARDS

- 2004 Timmy Chang, 1st TM, QB
Abraham Elimimian, 1st TM, CB
Chad Owens, 1st TM, WR
Chad Owens, 2nd TM, RS
Samson Satele, 2nd TM, OG
Tala Esera, RV, OT
Uriah Moenoa, RV, OG
Melila Purcell, RV, DE
Jason Rivers, RV, WR
- 2003 Travis LaBoy, 1st TM, DE
Kelvin Millhouse, 1st TM, CB
Chad Owens, 1st TM, WR
Hyrum Peters, 1st TM, S
Isaac Sopoaga, 1st TM, DT
Samson Satele, 2nd TM, OG
Timmy Chang, RV, QB
Jeremiah Cockheran, RV, WR
Ikaika Curman, RV, LB
Abraham Elimimian, RV, CB
- 2002 Justin Colbert, 1st TM, WR
Vince Manuwai, 1st TM, OG
Mat McBriar, 1st TM, P
Hyrum Peters, 1st TM, SS
Pisa Tinoisamoa, 1st TM, LB
Chris Brown, 2nd TM, LB
Timmy Chang, 2nd TM, QB
Lui Fuata, 2nd TM, C
Kelvin Millhouse, 2nd TM, CB
Isaac Sopoaga, 2nd TM, DT
Britton Komine, RV, WR
Chad Owens, RV, WR
- 2001 Chris Brown, 1st TM, LB
Manly Kanoa, 1st TM, OG
Ashley Lelie, 1st TM, WR
Nate Jackson, 2nd TM, S
Travis LaBoy, 2nd TM, DE
Mat McBriar, 2nd TM, P
Vince Manuwai, 2nd TM, OG
Chad Owens, 2nd TM, RS
Pisa Tinoisamoa, 2nd TM, LB
- 2000 Kynan Forney, 1st TM, OL
Jacob Espiau, 2nd TM, DB
James Fenderson, 2nd TM, RB
Nate Jackson, 2nd TM, DB
Ashley Lelie, 2nd TM, WR
Rinda Brooks, RV, LB
Chris Brown, RV, DL
Timmy Chang, RV, QB
Jamal Garland, RV, ST
Robert Kemfort, RV, LB
Vince Manuwai, RV, OL
Craig Stutzmann, RV, WR
- 1999 Dwight Carter, 1st TM, WR
Jamal Garland, 1st TM, ST
Adrian Klemm, 1st TM, OL
Quincy LeJay, 1st TM, DB
Kaulana Noa, 1st TM, OL
Jeff Ulbrich, 1st TM, LB
Matt Paul, 2nd TM, DL
Dan Robinson, 2nd TM, QB;
Chad Shrout, 2nd TM, P
Dee Miller, RV, DB
Dustin Owen, RV, OL
- Andy Phillips, RV, OL
Craig Stutzmann, RV, WR
Yaphet Warren, RV, LB
Avion Weaver, RV, RB
- 1998 Wesley Morris, RV, WR
Tony Tuioti, RV, DL
Matt Paul, RV, LB
- 1997 Eddie Klaneski, 1st TM, DB
Chad Shrout, 1st TM, P
Shane Oliveira, 2nd TM, OL
Gary Ellison, RV, TE
Kaulana Noa, RV, OL
Charles Tharp, RV, RB
Doug Rosevold, RV, LB
Chris Shinnick, RV, DB
- 1996 Eddie Klaneski, 1st TM, DB
Ben Bright, RV, DL
Demitrius Henderson, RV, DB
- 1995 George Noga, 2nd TM, DT
Marcus Malepeai, HM, OL
Shane Oliveira, HM, OL
Tupu Alualu, HM, RB
Eddie Klaneski, HMn, SB
Brett Washington, HM, RB
Brian Chapman, HMn, DL
Rod York, HM, DL
Agenhart Ellis, HM, LB
Danny Katoa, HM, LB
Clint Kuboyama, HM, DB
Carlton Oswalt, HM, PK
Chad Shrout, HM, P
Matt Harding, HM, RS
- 1994 Junior Faavae, 1st TM, LB
Kendall Goo, HM, OL
Kelly McGill, HM, OL
George Noga, HM, DL
Nalei Cox, HM, DL
Ed Ripley, HM, DL
Carlos Anderson, HM, DB
Zac Odom, HM, DB
Jason Ross, HM, DB
Stephen Wilson, HM, P
- 1993 Peter Pale, 2nd TM, OL
Al Aliipule, 2nd TM, LB
Travis Fonseca, HM, OL
Lene Amosa, HM, OL
Michael Carter, HM, QB
Brian Gordon, HM, RB
Taase Faamui, HM, DL
Stewart Williams, HM, LB
Carlos Anderson, HM, DB
Stephen Wilson, HM, P
- 1992 Jason Elam, 1st TM, PK; 2nd TM, P
Travis Sims, 1st TM, RB
Maa Tanuvasa, 1st TM, DL
Doug Vaioleti, 1st TM, OL
Bryan Addison, 2nd TM, DB
Darrick Branch, 2nd TM, WR
Michael Carter, HM, QB
Taase Faamui, HM, DL
Peter Pale, HM, OL
- 1991 Jason Elam, 1st TM, PK
Mitch Kaaialii, 2nd TM, OL
Manly Williams, 2nd TM, LB
Jeff Sydner, 2nd TM, RS; HM, RB
Haku Kahoano, HM, DL
Kenny Harper, HM, DB
- 1990 Mark Odom, 1st TM, LB
Jeff Sydner, 1st TM, RS
Shawn Ching, 2nd TM, C
Garrett Gabriel, 2nd TM, QB
Tony Pang-Kee, 2nd TM, DB
David Tanuvasa, 2nd TM, DL
Jamal Farmer, HM, RB
Larry Khan-Smith, HM, RS
David Maeva, HM, LB
Dane McArthur, HM, RB
Kim McCloud, HM, DB
Mike Tresler, HM, DB
- 1989 Larry Jones, 1st TM, OL
Jason Elam, 1st TM, PK
Dana Directo, 1st TM, DL
Mark Odom, 1st TM, LB
Walter Briggs, 1st TM, DB
Joaquin Barnett, 2nd TM, LB
Leo Goeas, 2nd TM, OL
Chris Roscoe, 2nd TM, WR
Jeff Sydner, 2nd TM, RS
Herman Talley, 2nd TM, DL
Mike Tresler, 2nd TM, DB
Jamal Farmer, HM, RB
Michael Coulson, HM, DB
Allen Smith, HM, OL
- 1988 Amosa Amosa, 1st TM, OL
Heikoti Fakava, 1st TM, RB
Larry Khan-Smith, 1st TM, RS
David Maeva, 1st TM, LB
Dana Directo, 2nd TM, DL
Jason Elam, 2nd TM, PK
Larry Jones, 2nd TM, OL
Mark Nua, 2nd TM, OL
Joe Seumalo, 2nd TM, DL
Mike Tresler, 2nd TM, DB
Walter Briggs, HM, DB
Chris Roscoe, HM, WR
- 1987 Heikoti Fakava, 1st TM, RB
Al Noga, 1st TM, DL
Amosa Amosa, 2nd TM, OL
William Bell, 2nd TM, DB
Leon Austin, HM, DB
Rod Valverde, HM, PK
- 1986 M.L. Johnson, 1st TM, LB
Marco Johnson, 1st TM, KR
Kyle Kafentzis, 1st TM, DB
Al Noga, 1st TM, DL
David Dyas, 2nd TM, WR
Ron Hall, 2nd TM, TE
Pete Noga, 2nd TM, LB
Joe Onosai, 2nd TM, OL
Colin Scotts, 2nd TM, DL
Matt Follner, HM, DL
Thad Jefferson, HM, LB
Mark Nua, HM, OL

CONFERENCE AWARDS

1985 Kent Kafentzis, 1st TM, DB
Walter Murray, 1st TM, WR
Al Noga, 1st TM, DL
Nuu Faaola, 2nd TM, RB
Thad Jefferson, 2nd TM, LB
Joe Onosai, 2nd TM, OL
David Dyas, HM, WR

1984 Rich Miano, 1st TM, DB
Richard Spelman, 1st TM, PK
Raphel Cherry, 2nd TM, QB
Walter Murray, 2nd TM, WR
Darryl Ursery, 2nd TM, OL
Alvis Satele, HM, LB

1983 Rich Miano, 1st TM, DB
Kesi Afalava, 2nd TM, DL
Mike Akiu, 2nd TM, KR
Bernard Carvalho, 2nd TM, OT
Falaniko Noga, 2nd TM, LB

1982 Anthony Edgar, 2nd TM, RB
Carl Kenneybrew, 2nd TM, LB
Jim Mills, 2nd TM, TE
Falaniko Noga, 2nd TM, NG
Jim Donovan, HM, OG
Steve Lehor, HM, LB
Walter Murray, HM, WR
Frank Natividad, HM, P
Bernard Quarles, HM, QB
Jesse Sapolu, HM, C

1981 Gary Allen, 1st TM, TB
Jim Asmus, 1st TM, PK
Dana McLemore, 1st TM, DB
Falaniko Noga, 1st TM, DL
Dave Barbour, 2nd TM, TE
Anthony Edgar, 2nd TM, RB
Dana McLemore, 2nd TM, RS
Andy Moody, 2nd TM, LB
Jesse Sapolu, 2nd TM, OL
Itai Sataua, 2nd TM, DL
David Toloumu, 2nd TM, RB
Carl Kenneybrew, HM, LB
Lee Larsen, HM, PK
Frank Natividad, HM, P

1980 Gary Allen, 1st TM, TB
Jim Asmus, 1st TM, PK
Blane Gaison, 1st TM, DB

ALL-COAST

1986 Al Noga, 1st TM, DL, UPI
1985 Walter Murray, 1st TM, WR, UPI
1984 Rich Miano, 1st TM, DB, UPI
1981 Gary Allen, HM, TB, AP & UPI
Falaniko Noga, HM, NG, AP & UPI
Dana McLemore, HM, DB,
AP & UPI
1980 Gary Allen, H.M., TB, AP & UPI
Blane Gaison, HM, DB, AP & UPI
Falaniko Noga, HM, NG, AP & UPI
Jesse Sapolu, HM, OG, AP & UPI
1979 Gary Allen, HM, TB, AP
1973 Levi Stanley, HM, DT, UPI
1968 Rich Leon, HM, WR, UPI

LITTLE ALL-COAST

1973 Allen Brown, 1st TM, WR, UPI
Scott Haneberg, 1st TM, OT, UPI
Levi Stanley, 1st TM, DT, UPI
Jeris White, 1st TM, DB, UPI
Harold Stringert, 2nd TM, DB,
UPI
1972 Albert Holmes, 1st TM, RB, UPI
Tom Johnson, 1st TM, OG, UPI
Golden Richards, 1st TM, WR, UPI
Jeris White, 1st TM, DB, UPI
Jim Stone, 2nd TM, DL, UPI
Mike Biscotti, H.M., QB, UPI
Bill Letz, H.M., LB, UPI
Levi Stanley, H.M., DL, UPI
1971 Randy Ingraham, 1st TM, LB, UPI
Larry Sherrer, 1st TM, TB, UPI
1970 Jim Kalili, 1st TM, OG, UPI
Randy Ingraham, 2nd TM, LB, UPI
Larry Sherrer, 2nd TM, TB, UPI
Ed Foote, H.M., C, UPI
Bill Massey, H.M., FB, UPI
1969 Jon Weber, 1st TM, OT, UPI
Bill Massey, H.M., FB, UPI
Jack Spithill, H.M., LB, UPI
1967 Dennis Goodrich, 2nd TM, LB, UPI
John Hoffman, 2nd TM, DE,
UPI
Larry Cole, H.M., DE, UPI
Jim Schultz, H.M., SE, UPI

HALL OF FAME

CFL HALL OF FAME

Jim Mills



POLYNESIAN HALL OF FAME

Ken Niumatalolo (coach)
Jesse Sapolu
Ma'a Tanuvasa
Mark Tuinei



HAWAII STATE HALL OF FAME

Tommy Kaulukukui
Otto "Proc" Klum
Jesse Sapolu
Ma'a Tanuvasa
Mark Tuinei
Jeris White



UH SPORTS CIRCLE OF HONOR

Gary Allen
Dr. Charles Araki
Jimmy Asato
Charlie Bessette
Rick Blangiardi
Don "Spud" Botelho
Skippy Dyer
Jason Elam
Blane Gaison
Jyun "Curly" Hirota
Dave Holmes
John "Jack" Johnson
Harry "Clown" Kahuanui
Solomon "Sol" Kaulukukui
Thomas "Tommy" Kaulukukui
Otto "Proc" Klum
Harold Kometani
Dr. Richard Mamiya
Anthony "Tony" Morse
Alapati "Al" Noga
Falaniko "Niko" Noga



Joe Onosai
Maynard "Buster" Piltz
Larry Price
Jesse Sapolu
Theodore "Pump" Searle
Larry Sherrer
Nolle Smith
Levi Stanley
Ma'a Tanuvasa
Dick Tomey
Hank Vasconcellos
Bob Wagner
Jeris White
William "Doggie" Wise

Teams

1924 and '25; 1955; 1992; 2007

**NCAA
SILVER
ANNIVERSARY**
Jason Elam (2017)



ACADEMIC AWARDS

MW SCHOLAR-ATHLETE

- 2019 Tauivi Ho Ching, Kalani Kamakawiwo'ole, Hekili Keliiliki, Kaimana Padello, KK Padello, Jonah Panoke, Ben Scruton, Ekili Tanuvasa
- 2018 Kamuela Borden, Noah Borden, Michael Boyle, Genta Ito, Hekili Keliiliki, KK Padello, Ben Scruton
- 2017 Noah Borden, Genta Ito, Ben Scruton
- 2016 Noah Borden, Kaimana Padello, Ben Scruton
- 2015 Noah Borden, Makoa Camanse-Stevens, Ben Clarke, Harold Moleni
- 2014 Ben Clarke, Harold Moleni, Luke Shawley
- 2013 Ben Clarke, Ben Dew, Daniel Masifilo, Harold Moleni, Brodie Nakama
- 2012 Justin Clapp, Ben Clarke, Harold Moleni, Jordan Pu'u-Robinson

ACADEMIC ALL-MW

- 2019 Khoury Bethley, Cedric Byrd II, Stan Gaudion, Emil Graves, Kalen Hicks, Fred Holly III, Jonah Kahahawai-Welch, Noa Kamana, Jeffery Keene, Hekili Keliiliki, IIm Manning, Makai Manuwai, Ryan Meskell, Darius Muasau, Kaimana Padello, Kana'i Picanco, Ben Scruton, Jason-Matthew Sharsh, Wyatt Tucker, Taaga Tuulima, Mason Vega, Lincoln Victor
- 2018 Khoury Bethley, Kamuela Borden, Noah Borden, Cedric Byrd, Zeno Choi, Elijah Dale, Tevarua Eldridge, Stan Gaudion, J.R. Hensley, Kalen Hicks, Fred Holly III, Hekili Keliiliki, IIm Manning, Makai Manuwai, Mason Mataafa, Solomon Matautia, Ryan Meskell, Kaimana Padello, Kana'i Picanco, Ben Scruton, Jason-Matthew Sharsh, Taaga Tuulima, Solo Vaipulu, Micah Vanterpool
- 2017 Isaiah Bernard, Noah Borden, Dru Brown, Zeno Choi, Dylan Collie, Jay Dominique, Tevarua Eldridge, Asotui Eli, Wesley Fa'agau, Penitito Faalologo, Stan Gaudion, J.R. Hensley, Solomon Matautia, Ryan Meskell, Matt Norman, Kaimana Padello, Chris Posa, Ben Scruton, Taaga Tuulima, Russell Williams, Jr.
- 2016 Noah Borden, Dru Brown, Makoa Camanse-Stevens, Zeno Choi, Tevarua Eldridge, Asotui Eli, Penitito Faalologo, Davasyia Hagger, Steven Lakalaka, La'akea Look, Solomon Matautia, Brodie Nakama, Kaimana Padello, Ben Scruton, Russell Williams Jr.
- 2015 Isaiah Bernard, Noah Borden, Duke Bukoski, Makoa Camanse-Stevens, Ben Clarke, Keelan Ewaliko, Penitito Faalologo, Davasyia Hagger, Marrell Jackson, Pereese Joas, Leo Koloamatangi, Meffy Koloamatangi, Eperone Moananu, Harold Moleni, Jason Muraoka, Brodie Nakama, Damien Packer, Ryan Pasoquen, Kory Rasmussen, Ikaika Woolsey
- 2014 Ben Clarke, Keelan Ewaliko, Penitito Fa'alologo, Marrell Jackson, Steven Lakalaka, Michael Martin, Harold Moleni, Jason Muraoka, Brodie Nakama, Damien Packer, Ryan Pasoquen, Quinton Pedroza, Simon Poti, Jordan Pu'u-Robinson, Luke Shawley, Sean Shigematsu, Haani Tulimaiau, Niko Utu, Ikaika Woolsey
- 2013 Kwamane Bowens, Ben Clarke, Ben Dew, Taylor Graham, Tyler Hadden, Marrell Jackson, Marcus Kemp, Keith Kirkwood, Leo Koloamatangi, Steven Lakalaka, Frank Loyd Jr., Michael Martin, Daniel Masifilo, Harold Moleni, Brodie Nakama, Damien Packer, Ne'Quan Phillips, Diocemy Saint Juste, Sean Schroeder, Iuta Tapa, Kennedy Tulimasealii
- 2012 Kaeo Alo, Ben Clarke, Benetton Fonua, Scott Harding, Marrell Jackson, Mike Milovale, Harold Moleni, Blake Muir, Sean Shigematsu, Cayman Shutter, Kendrick Van Ackeren

ACADEMIC ALL-WAC

- 2011 Shane Austin, Kenton Chun, Justin Clapp, Scott Harding, Levi Legay, Vaughn Meatoga, Corey Paredes, Royce Pollard, Alasi Toilolo, Kaniela Tuipulotu
- 2010 Shane Austin, Justin Clapp, Vaughn Meatoga, Corey Paredes, Kealoha Pilaes, Royce Pollard, Mana Silva, Spencer Smith, Alasi Toilolo, Kaniela Tuipulotu, Kamalu Umu
- 2009 Haku Correa, Paipai Falemalu, Inoke Funaki, Aaron Kia, Mana Lolotai, Antwan Mahaley, Vaughn Meatoga, Jon Medeiros, Corey Paredes, Kealoha Pilaes, Royce Pollard, Liko Satele, Mana Silva, Spencer Smith, Tuika Tufaga, Michael Wadsworth
- 2008 Greg Alexander, Solomon Elimimian, David Farmer, Austin Hansen, Aaron Kia, Antwan Mahaley, Vaughn Meatoga, Kealoha Pilaes, Royce Pollard, Mana Silva, Spencer Smith, Richard Torres, David Veikune, Keala Watson
- 2007 Solomon Elimimian, David Farmer, Guyton Galdeira, Tim Grasso, C.J. Hawthorne, Tyson Kafentzis, Karl Noa, Kealoha Pilaes, Amani Purcell, Rustin Saole, Spencer Smith, David Veikune, Keala Watson, Leon Wright-Jackson
- 2006 Solomon Elimimian, Renolds Fruean, Jake Ingram, Tyson Kafentzis, Aaron Kia, Michael Malala, Myron Newberry, Karl Noa, Jacob Patek, Amani Purcell, Blaze Soares, Dane Uperesa, David Veikune, Keala Watson
- 2005 Renolds Fruean, Jake Ingram, Landon Kafentzis, Tyson Kafentzis, Dylan Linkner, Michael Malala, Karl Noa, Kenny Patton, Dane Uperesa, Keala Watson
- 2004 Karl Noa, Kenny Patton, Dane Uperesa
- 2003 Keani Alapa, Ikaika Blackburn, David Gilmore
- 2002 Keani Alapa, David Gilmore, Shawn Withy-Allen
- 2001 Mike Iosua, Hyrum Peters
- 2000 David Gilmore, Mike Iosua
- 1999 Bobby Morgan, Hyrum Peters
- 1998 Bobby Morgan, Daniel Reed, Dan Robinson, Yaphet Warren
- 1998 Damien Arafiles, Dan Robinson
- 1997 Rufus Ayeni, Lonn Kalama, Kekoa Kilcoyne, Johnny Macon, Dan Robinson, Chris Shinnick, Tyler Tanigawa, Ron Wood
- 1996 Lonn Kalama, Bobby Singh, Tyler Tanigawa
- 1995 Michael Anderson, Tyler Tanigawa
- 1994 Johnny Macon, Carlton Oswalt
- 1993 Phil Cunningham, SB; Travis Fonseca, OL; Deacon Hanson, OL/LS
- 1992 Jason Elam, PK/P
- 1991 Johann Bouit, WR; Shawn Ching, C; Dan Duncan, LB; Jason Elam, PK/P; Travis Fonseca, OL; Haku Kahoano, DL; Paul Manera, OL; Dean Nakagawa, DB; Tony Pang-Kee, DB; Travis Sims, RB
- 1990 Jason Elam, Dane McArthur, Mark Odom, Tony Pang-Kee, Mike Tresler, Tasi Autele, Dan Duncan, Tom Heffernan, Haku Kahoano, Zerif Khan, Larry Khan-Smith, Kim McCloud, Joe Sardo, Travis Sims, David Tanuvasa
- 1989 Dana Directo, Jason Elam, Dane McArthur
- 1988 Dane McArthur, Dana Directo
- 1987 Rick Saunders
- 1980 Blane Gaison
- 1979 Blane Gaison

STAN BATES AWARD

(WAC's Top Scholar-Athlete)

- 1992 Jason Elam
- 1981 Blaine Gaison

WARRIOR CLUB

In 1977, most of the team awards were discontinued in favor of the Warrior Club. The award was given annually from 1977-2011 and resumed in 2017. The purpose of this award is to recognize all players who give winning performances for the majority of the season.

2017	Jeremiah Pritchard		
2011	Kaniela Tuipulotu		
2010	Jeremy Bryant, Alex Green		
2009	Rocky Savaiigaea		
2008	John Estes, Solomon Elimimian, Tim Grasso		
2007	Colt Brennan, Adam Leonard, Timo Paepule		
2006	Colt Brennan, Nate Ilaoa, Ikaika Alama-Francis, Melila Purcell, Timo Paepule		
2005	Davone Bess, Tanuvasa Moe, Kila Kamakawiwo'ole, Timo Paepule		
2004	Michael Brewster, Chad Owens, Melila Purcell		
2003	Ikaika Curnan, Kurt Milne, Samson Satele		
2002	Keith Bhonapha, Vince Manuwai, Hyrum Peters		
2001	Keith Bhonapha, Jacob Espiau, Vince Manuwai		
2000	Sean Butts, Jacob Espiau, Kynan Forney		
1999	Joaquin Avila, Kaulana Noa, Quincy LeJay		
1998	Eleu Kane, Kamuela Cobb-Adams, Chris Garnier		
1997	Johnny Macon, Doug Rosevold, Tyler Tanigawa		
1996	Demitreus "Doe" Henderson, Fred Lau, Jason Mane		
1995	Matt Harding, Eddie Klaneski, Johnny Macon, Shane Oliveira, Tyler Tanigawa, Rod York		
1994	Glenn Freitas, Matt Harding, Ed Ripley, Stephen Wilson, Rod York		
1993	Deacon Hanson		
1992	Bryan Addison, Al Aliipule, Robert Blakeney, Darrick Branch, Johann Bouit, Glenn Carson, Michael Carter, Jason Elam, Deacon Hanson, Matthew Harding, Eddie Kealoha, Shavondi Johnson, Jeff Morrow, Ivan Mauga, Victor Santa Cruz, Walter Santiago, Joe Shaw, Travis Sims, Junior Tagoai, Maa Tanuvasa, Stewart Williams		
1991	Jason Elam, Walter Santiago		
1990	Sean Abreu, Travis Fonseca, Garrett Gabriel, Kenny Harper, Larry Khan-Smith, Dane McArthur, Kim McCloud, Tony Pang-Kee, Walter Santiago, Joe Sardo, Richard Stevenson, Jeff Snyder		
1989	Sean Abreu, Bryan Addison, Kyle Ah Loo, Dan Ahuna, Shawn Alivado, Walter Briggs, Michael Coulson, Dana Directo, Jason Elam, Jamal Farmer, Garrett Gabriel, Leo Goeas, Patrick Gordon, Larry Jones, Mitchell Kaaialii, Kalani Kaleleiki, Leonard Lau, Dane McArthur, Kim McCloud, David Maeva, Mark Odom, Sean Robinson, Chris Roscoe, Joe Sardo, Allen Smith, David Stant, Jeff Sydnor, Mike Tresler, Lemoe Tua, Terry Whitaker, Lamar Young		
1988	Kyle Ah Loo, Amosa Amosa, Brian Belcher, Walter Briggs, Michael Coulson, Amani Davis, Dana Directo, Jason Elam, Heikoti Fakava, Leo Goeas, Larry Jones, Larry Khan-Smith, Kim McCloud, David Maeva, Doug Paahao, Greg Richards, Chris Roscoe, Billy Stephens, Mike Tresler		
1987	Leon Austin, Dana Directo, Chris Gaskill, Brian Norwood, Doug Paahao, Lemoe Tua, Rod Valverde Warrior of the Year: Leon Austin		
1986	Amosa Amosa, Leon Austin, Sam Carroll, Danny Crowell, Dana Directo, David Dyas, Matt Follner, Chris Gaskill, Ron Hall, Kenny Hewitt, Thad Jefferson, M.L. Johnson, Willy Kalakau, Aaron Kane, Johnnie Levingston, Pat McCray, Sam Moku, Al Noga, Pete Noga, Brian Norwood, Mark Nua, Joe Onosai, Joe Piccola, Rick Saunders, Colin Scotts, Gregg Tipton, Rod Valverde, Everett Wade, Koldene Walsh Warriors of the Year: Sam Moku and M.L. Johnson		
1985	Theo Adams, Dirk Apao, Michael Beazley, Kerry Brady, Danny Crowell, Brian Derby, Nu'u Faaola, Quentin Flores, John Goeas, Ron Hall, Buddy Hugo, Thad Jefferson, M.L. Johnson, Kent Kafentzsis, Kyle Kafentzsis, Ben Maafala, Sam Moku, Kyle Mosley,		
		1984	Walter Murray, Al Noga, Pete Noga, Joe Onosai, Louis Santiago, Colin Scotts, Vincent Sides, Ana Tuiasosopo, Everett Wade Warrior of the Year: M.L. Johnson Carl Alexander, Michael Beazley, Raphael Cherry, James Elias, Nu'u Faaola, George Fletcher, Quentin Flores, John Goeas, Thad Jefferson, M.L. Johnson, Kent Kafentzsis, Kurt Kafentzsis, Kyle Kafentzsis, Junior Lopati, Tom McCarthy, Rich Miano, Joe Onosai, Granville Saleamua, Louis Santiago, Alvis Satele, Colin Scotts, Vincent Sides, Jack Sims, Richard Spelman, Ana Tuiasosopo, Kent Unterman, Darryl Ursery Warriors of the Year: Nu'u Faaola and Rich Miano
		1983	Kesi Afalava, Mike Akiu, Dino Babers, Raphael Cherry, Bernard Carvalho, James Elias, Mark Gardner, Tom McCarthy, Rich Miano, Falaniko Noga, Doug Nomura, Johnny Taylor, Kent Unterman Warrior of the Year: Rich Miano
		1982	Mike Akiu, Dino Babers, Duane Coleman, Jim Donovan, Vernon Gearing, Larry Goeas, Kent Kafentzsis, Emlen Kahoaano, Carl Kenneybrew, Rich Miano, Jim Mills, James Moore, Kenny Moore, Walter Murray, Frank Natitividad, Falaniko Noga, Bernard Quarles, Jesse Sapolu, Anthony Woodson Warrior of the Year: Larry Goeas
		1981	Gary Allen, Bryan Almadova, Nolan Baker, Duane Coleman, James Elias, Larry Goeas, Mark Kafentzsis, Kani Kauahi, Carl Kenneybrew, Doug Kyle, Lee Larsen, Merv Lopes, Tim Lyons, Dana McLemore, Jim Mills, Andy Moody, Ken Moore, Falaniko Noga, Ron Pennick, Verlon Redd, Reggie Robinson, Jesse Sapolu, Itai Sataua, David Toloumu, Daryl Williams, Anthony Woodson Warrior of the Year: Larry Goeas
		1980	Gary Allen, Bryan Almadova, Jim Asmus, Dino Babers, Dave Barbour, George Bell, Blane Gaison, Larry Goeas, Keoni Jardine, Lyndell Jones, Mark Kafentzsis, Doug Kyle, Merv Lopes, Tim Lyons, Dana McLemore, Andy Moody, James Moore, Falaniko Noga, Rick Obbema, Ron Pennick, Eugene Price, Verlon Redd, Ed Riewerts, Reggie Robinson, Jesse Sapolu, Mike Stennis, Marcus Tarver, David Toloumu Warriors of the Year: Larry Goeas and Falaniko Noga
		1979	Keith Ah Yuen, Gary Allen, Jim Asmus, Wayne Black, Blane Gaison, Larry Goeas, Keoni Jardine, Lyndell Jones, Doug Kyle, Steve Lehor, Dana McLemore, Andy Moody, James Moore, Rick Obbema, Eugene Price, Ed Riewerts, Jesse Sapolu, Itai Sataua, Jerry Scanlan, Mike Schook, Marcus Tarver, Tom Tuinei
		1978	Gary Allen, Mike Arvanetis, Dave Barbour, Wayne Black, Jeff Cabral, Tom Clark, Burton Coloma, Greg Cummings, Jeff Duva, Blane Gaison, Wilbert Haslip, Mike Jackson, DeWayne Jett, Chris Johnson, Nelson Maeda, Greg McElroy, Kevin Scullion, Arthur Smith, Gary Spotts, Junior Talaesea, Tom Tuinei, Scott Voeller, Jack Wright
		1977	Mike Arvanetis, Kent Conley, Greg Cummings, Jeff Duva, Curtis Goodman, Gerald Green, Wilbert Haslip, Floyd Jones, Harris Matsushima, Tom Murphy, Pat Schmidt, Tom Tuinei, Rick Wagner, Jack Wright

TEAM AWARDS

ALEC WATERHOUSE

MOST VALUABLE PLAYER

The Alec Waterhouse Most Valuable Player Award is named after the founder and chairman of the Na Koa Football Booster Club and an original member of the 'Ahaui Koa Anuenue Board of Directors. Waterhouse's substantial contributions made possible the purchase of weight room equipment for the UH Physiology Research and Training Facility, which is named in his honor. The award has been presented annually since 1977.

2019	Cole McDonald
2018	John Ursua
2017	Diocemy Saint Juste
2016	Marcus Kemp
2015	Ben Clarke
2014	Scott Harding
2013	Scott Harding
2012	Mike Edwards
2011	Bryant Moniz
2010	Bryant Moniz
2009	John Estes
2008	David Veikune
2007	Colt Brennan
2006	Ross Dickerson
2005	Derek Faavi
2004	Timmy Chang
2003	Travis LaBoy
2002	Pisa Tinoisamoa
2001	Ashley Lelie, Chris Brown, Sean Butts
2000	James Fenderson
1999	Dan Robinson, Jeff Ulbrich
1998	Wesley Morris
1997	Eddie Klaneski
1996	Eddie Klaneski
1995	Clint Kuboyama
1994	Junior Faavae
1993	Michael Carter
1992	Travis Sims
1991	Jason Elam
1990	Garrett Gabriel
1989	Walter Briggs
1988	Amosa Amosa
1987	William Bell, Heikoti Fakava
1986	Al Noga
1985	Kent Kafentzis
1984	Raphel Cherry
1983	Raphel Cherry
1982	Carl Kenneybrew, Jesse Sapolu
1981	Gary Allen
1980	Blane Gaison
1979	Gary Allen, Blane Gaison
1978	Wilbert Haslip
1977	Harris Matsushima

BEN YEE MOST

INSPIRATIONAL AWARD

The Ben Yee Most Inspirational Award is presented annually to the player(s) who exemplifies courage and leadership during the season. Ben Yee was a long-time supporter of UH football who formed the Na Koa Football Booster Club with Alec Waterhouse and Ed Wong. From 1969-76, the award was named after former head coach Clark Shaughnessy. No award was presented from 1977-94 and 2012-15.

2019	Jeremiah Pritchard
2018	Kaimana Padello
2017	Kalepo Naotala
2016	RJ Hollis
2011	Corey Paredes
2010	Corey Paredes
2009	Blaze Soares
2008	Jake Ingram, Ryan Mouton
2007	Michael Lafaele
2006	Tala Esera
2005	Melila Purcell
2004	Lui Fuga
2003	Lance Samuseva
2002	Lance Samuseva
2001	Mike Iosua
2000	Lui Fuga, Nate Jackson, Vince Manuwai
1999	Joe Correia
1998	Wesley Morris
1997	Chris Shinnick
1996	Eddie Klaneski
1995	Mike Petersen
1976	A.J. Cleveland
1975	Arnold Morgado
1974	Cliff Laboy
1973	Simeon Alo
1972	Elroy Chong
1971	Randy Ingraham
1970	Jim Kalili
1969	Jack Spithill

MOST VALUABLE SCOUTS

2019	Off.: Jaden Allen Def.: Alema Kapoi
2018	Off.: Stephan Bernal-Wendt Def.: Jonah Lauulu
2017	Off.: Tristan Kamaka Def.: KK Padello
2016	Off.: Genta Ito Def.: Cole Carter
2015	Off.: John Ursua Def.: Tevarua Eldridge
2014	Off.: Ryan Tuiasoa, Tavita Eli Def.: Ka'au Gifford, Tumua Tuinei
2013	Off.: John Wa'a Def.: David Manoa
2012	Off.: Taylor Graham, Hunter Hollowed Def.: Brian Clay, Joshua Donovan
2011	Kendrick Van Ackeren
2010	Daryl McBride, Jr.
2009	Brett Leonard
2008	Off.: Shane Austin Def.: Alasi Toilolo ST: Ryan Perry
2007	Off.: Jake Santos

	Def.: Elliott Purcell ST: Kenny Estes
2006	Off.: William Brogan Def.: Ryan Perry ST: Jayson Rego
2005	Off.: John Estes Def.: C.J. Tausaga ST: Joshua Rice
2004	Off.: Keith AhSoon Def.: Laru Tuioti-Mariner ST: Orlando Wong
2003	Off.: Doug Wylie Def.: Laiana Wong ST: Rustin Saole
2002	Off.: Garrett Dearing Def.: Tanuvasa Moe ST: Gary Wright
2001	Off.: Michael Brewster Def.: Ikaika Curnan ST: Gary Wright
2000	Off.: Jonathan Kauka Def.: Colin Wills ST: Kelvin Millhouse, Jr.
1999	Off.: Kevin Gilbride Def.: Gary Wright
1998	Off.: Thero Mitchell Def.: Chris Riccardi
1997	Off.: Fred Lau Def.: Jay Amina
1996	Off.: Quincy Jacobs Def.: Scott Sherwood ST: Damien Arafiles
1995	Off.: Sione Tafuna, Hunter Young Def.: Sam Collins ST: Alan Hackbarth
1994	Off.: Bojo Ring Def.: Kamuela Cobb-Adams ST: Dennis Kauwe
1993	Off.: Johnny Macon Def.: Brian Chapman ST: Will Ogburn
1992	Off.: Todd Woods Def.: Tama Satele ST: Greg Roach
1991	Off.: Rod York Def.: Benjamin Prohm
1990	Off.: Ivin Jasper Def.: Nalei Cox
1989	Off.: Ollie Myrick Def.: David Tanuvasa
1988	Off.: Darin Oshiro Def.: Manly Williams
1987	Off.: Nuuanu Kaulia Def.: Haku Kahoano
1986	Off.: Warren Jones Def.: Ross Yamasaki
1985	Off.: Kalani Kaleleiki Def.: Larry Jones
1984	Off.: Greg Tipton Def.: Tim Lorenz
1983	Off.: Charlie Moetului Def.: John Goeas
1982	Off.: Kevin Haggerty Def.: Colin Scotts
1981	Off.: Quentin Flores Def.: Jack Sims
1980	Off.: Ron Han Def.: Rich Miano
1979	Off.: Rip Gourley Def.: Kelly Scullion
1977	Off.: E.E. Price Def.: Harding Parilla

ALL-STAR GAMES

HULA BOWL

More than 150 former Rainbow Warriors have participated in the Hula Bowl, which ran from 1947-2008, before being revived after the 2019 season. A UH player was named the bowl's Most Valuable Player three times (Nick Rolovich, 2002; Blane Gaison, 1982; and Tim Buchanan; 1970).

2019	Dayton Furuta, RB Jason-Matthew Sharsh, WR Solomon Matautia, LB Ikem Okeke, DB Kaimana Padello, DL JoJo Ward, WR	1998	Ben Bright, DL Stephen Gonzales, LB Mark Mollner, LB	1979	Jeff Duva, QB Wilbert Haslip, RB
2007	C.J. Hawthorne, WR Michael Lafaele, DL Myron Newberry, DB Karl Noa, DL Jacob Patek, DB Amani Purcell, DL Jason Rivers, WR Hercules Satele, OL Larry Sauafea, OL	1997	Eddie Klaneski, DB Shane Oliveira, OL Chris Shinnick, DB	1978	Harris Matsushima, DT Paul Schmidt, DB
2006	Ikaika Alama-Francis, DE Ross Dickerson, WR Nate Ilaoa, RB Reagan Mauia, RB Leonard Peters, S Melila Purcell, DE Dane Uperesa, OL	1996	Demitreus Henderson, MB	1976	Cliff Laboy, DL Arnold Morgado, RB Pat Richardson, DL John Woodcock, DL
2005	Brandon Eaton, OL Kila Kamakawiwo'ole, LB Lono Manners, DB Tanuvasa Moe, LB/LS	1995	Matt Harding, ST Clint Kuboyama, DB George Noga, DT	1975	Ken Shibata, DB
2004	Timmy Chang, QB Uriah Moenoa, OL Chad Owens, WR	1994	Carlos Anderson, CB Junior Faavae, LB Kendall Goo, OL John Veneri, SB	1974	Levi Stanley, DL
2003	Houston Ala, DL Jeremiah Cockheran, WR Hyrum Peters, S Lance Samuseva, DT	1993	Lene Amosa, OL Taase Faumui, DL Travis Fonseca, OL Brian Gordon, SB Ivin Jasper, SB/QB Peter Pale, OL Stewart Williams, LB	1972	Larry Sherrer, RB 1971 Jim Kalili, G 1970 Jack Spithill, OT Jon Weber, OT
2002	Chris Brown, LB Sean Butts, S Justin Colbert, WR Laanui Correa, DE Lui Fuata, OL Mat McBriar, P	1992	Bryan Addison, DB Jason Elam, PK/P Travis Sims, RB Maa Tanuvasa, DL Doug Vaioleti, OL	1969	Tim Buchanan, LB (MVP) McKinley Reynolds, E
2001	Jacob Espiau, S Mike Iosua, DT Nate Jackson, S Manly Kanoa, OG Nick Rolovich, QB (MVP) Craig Stutzmann, WR	1991	Shawn Ching, OL Manly Williams, DL Garrett Gabriel, QB Dane McArthur, RB Mark Odom, LB Sean Robinson, OL Mike Tresler, DB	1968	Larry Cole, DT Dick Hough, B 1967 Agenhart Ellis, T 1965 Larry Price, T 1964 Joe Kealoha, T
2000	Rinda Brooks, LB James Fenderson, RB Robert Kemfort, LB Dee Miller, DB Doug Sims, DL	1990	Walter Briggs, DB Leo Goeas, OL Chris Roscoe, WR 1988 Amosa Amosa, OL Heikoti Fakava, RB	1963	Milton Hirohata, T 1961 Cliff Ograin, E Henry Pang, G 1960 Dan Izuka, G George Naukana, T
1999	Quincy LeJay, DB Andy Phillips, OL Dan Robinson, QB Tony Tuioti, DL	1987	Sam Carroll, LB Marco Johnson, WR Al Noga, DT	1958	Colin Chock, E Roland Laanui, T Bill Tam, G 1957 Ed Kawawaki, B Dick Miller, B Roy Price, T
		1986	Ron Hall, TE M.L. Johnson, LB	1956	Charles Araki, T Henry Ariyoshi, G Roy Dowd, G Hartwell Freitas, B Richard Ueoka, E
		1985	Raphel Cherry, QB Rich Miano, DB	1954	Joe Matsukawa, B Walter Nozoe, G Ed Toma, G Eric Watanabe, G
		1984	Bernard Carvalho, OL	1953	Melvin Abreu, B Charles Bessette, B Ellsworth Bush, E Dick Carpenter, B Edwin Ferreira, T Saburo Takayesu, G
		1983	Carl Kenneybrew, LB Jesse Sapolu, G Reggie Young, FB		
		1982	Gary Allen, WR Dana McLemore, DB		
		1981	Jim Asmus, K/P Blane Gaison, DB (MVP)		
		1980	DeWayne Jett, WR Jerry Scanlan, TE		

ALL-STAR GAMES

SENIOR BOWL

Since 1950, the Senior Bowl has showcased the nation's top collegiate players who completed their eligibility. A total of 20 former Rainbow Warriors have travelled to Mobile, Ala., site of the all-star game.

- 2017 Trayvon Henderson, DB
- 2012 Luke Ingram, LS
- 2010 Greg Salas, WR
- 2008 David Veikune, DL
Jake Ingram, LS
- 2007 Colt Brennan, QB
- 2005 Samson Satele, C
- 2004 Abraham Elimimian, DB
- 2003 Travis LaBoy, DE
Isaac Sopoaga, DT
- 2002 Vince Manuwai, OL
Pisa Tinoisamoa, LB
- 2000 Kynan Forney, OL
- 1999 Adrian Klemm, OL
Kaulana Noa, OL
Jeff Ulbrich, LB
- 1987 Al Noga, DT
- 1986 Kent Kafentzis, DB
Walter Murray, WR
- 1974 Jeris White, DB

EAST-WEST SHRINE GAME

Established in 1925, the East-West Shrine Game is the oldest college all-star game in the country. A total of 21 former Warriors have competed in the game.

- 2017 Dejon Allen, OL
- 2011 Vaughn Meatoga, DL
Kaniela Tuipulotu, DL
- 2010 Alex Green, RB
Laupepa Letuli, OL
- 2009 John Estes, OL
- 2008 Ryan Mouton, DB
- 2007 Jason Rivers, WR
- 2006 Ikaika Alama-Francis, DE
Tala Esera, OT
- 2004 Timmy Chang, QB
Chad Owens, WR
- 2003 Kelvin Millhouse, Jr., CB
Isaac Sopoaga, DT
- 2002 Chris Brown, LB
- 2001 Manly Kanoa, OG
- 1993 Taase Faumui, DT
- 1992 Jason Elam, PK
- 1984 Falaniko Noga, LB
- 1976 John Woodcock, DT
- 1949 Harry Kahuanui, E

NFLPA COLLEGIATE BOWL

- 2019 Rojesterman Farris II, DB
- 2017 Diocemy Saint Juste, RB
- 2016 Leo Koloamatangi, OL
Rigoberto Sanchez, PK
- 2013 Chris Gant, WR
Sean Schroeder, QB
- 2011 Zach Masch, DL

CASINO DEL SOL CHALLENGE

- 2012 Alex Dunnachie, P
Paipai Falemalu, DL
- 2011 Aaron Brown, LB
Brett Leonard, OL
Royce Pollard, WR

OTHER DEFUNCT GAMES

BLUE-GRAY GAME

- 1986 Kent Kafentzis, DB

COLLEGE ALL-STAR GAME

- 1976 John Woodcock, DT

COACHES ALL-AMERICA GAME

- 1976 John Woodcock, DT

JAPAN BOWL

- 1992 Jason Elam, PK
- 1991 Herman Talley, LB
- 1989 Larry Jones, OL
- 1988 Mark Nua, OL
- 1983 Carl Kenneybrew, LB
Jesse Sapolu, G
Reggie Young, FB
- 1982 Gary Allen, WR
- 1982 Dana McLemore, DB
- 1980 Scott Voeller, LB
- 1979 Gary Spotts, DL
- 1978 Harris Matsushima, DL


OLYMPIA GOLD BOWL

- 1982 David Toloumu, RB

'BOWS IN THE NFL



DAVONE BESS



RIGOBERTO SANCHEZ



ISAAC SOPOAGA



VINCE MANUWAI

Player	Yrs At UH	Pos.	NFL Team (Years)
Bryan Addison	1989	DB	Houston Oilers (1995)
Charles Aiu	1972-75	OT	San Diego Chargers (1976-78) Seattle Seahawks (1978)
Mike Akiu	1982-84	WR	Houston Oilers (1985-86)
Ikaika Alama-Francis	2003-06	DE	Detroit Lions (2007-08) Miami Dolphins (2010-11)
Gary Allen	1978-81	RB	Houston Oilers (1982-83) Dallas Cowboys (1983-84)
Jim Asmus	1979-80	PK	San Francisco (1987)
Dan Audick^	1974-76	OT	St. Louis Cardinals (1977, 1983-84) San Francisco 49ers (1981-82) San Diego Chargers (1978-80)
Davone Bess	2005-07	WR	Miami Dolphins (2008-12) Cleveland Browns (2013)
Kerry Brady	1985	PK	Dallas Cowboys (1987) Indianapolis Colts (1988) Buffalo Bills (1989)
Colt Brennan	2005-07	QB	Washington Redskins (2008-09)
Tim Buchanan	1968	LB	Cincinnati Bengals (1969)
Raphel Cherry	1981-84	DB	Washington Redskins (1985) Detroit Lions (1987-88)
Larry Cole^	1967	DE	Dallas Cowboys (1968-80)
Trevor Davis	2011-12	WR	Green Bay Packers (2016-18) Oakland Raiders (2019)
Jason Elam^	1989-92	PK-P	Denver Broncos (1993-2007) Atlanta Falcons (2008-09)
John Estes	2006-09	C	Jacksonville Jaguars (2011)
Nuu Faaola	1982-85	RB	New York Jets (1986-89) Miami Dolphins (1989)
Taase Faumui	1991-93	DT	Pittsburgh Steelers (1994-95) Oakland Raiders (1997)
James Fenderson	1999-2000	RB	New Orleans Saints (2001-03)
Kynan Forney	1998, 2000	OT	Atlanta Falcons (2001-07) San Diego Chargers (2008) Jacksonville Jaguars (2009)
Blane Gaison	1976, '78-80	DB	Atlanta Falcons (1981-84)
Jerro Garcia-Williams	2012-13, '15-16	LB	Denver Broncos (2017)
Leo Goeas	1985, '87-89	OL	San Diego Chargers (1990-92) Los Angeles/St. Louis Rams (1993-96) Baltimore Ravens (1997)
John Gordon	1970	OT	Detroit Lions (1972)
Alex Green	2009-10	RB	Green Bay Packers (2011-12) New York Jets (2013)
Ron Hall	1983, '85-86	TE	Tampa Bay Buccaneers (1987-93) Detroit Lions (1994-95)
Wilbert Haslip	1975-78	RB	Kansas City Chiefs (1979)
C.J. Hawthorne	2006-07	WR	Buffalo Bills (2008-09)
Trayvon Henderson	2013-14,16-17	WR	Cincinnati Bengals (2019)
John Hoffman	1967-68	DE	Washington Redskins (1969-70) Chicago Bears (1971) St. Louis Cardinals (1972) Denver Broncos (1972)
Wayne Hunter	2001-02	OT	Seattle Seahawks (2003-05) Jacksonville Jaguars (2006) New York Jets (2008-11) St. Louis Rams (2012) Buffalo Bills (2015)
Jake Ingram	2005-08	LS	New England Patriots (2009-10) New Orleans Saints (2010) Tennessee Titans (2011)
Joey Iosefa	2011-14	RB	New England Patriots (2015)
M.L. Johnson	1983-86	LB	Seattle Seahawks (1987-89)
June Jones	1974	QB	Atlanta Falcons (1977-81)
Kurt Kafentzis	1981-84	DB	Houston Oilers (1987)
Mark Kafentzis	1980-81	DB	Cleveland Browns (1982) Baltimore/Indianapolis Colts (1983-84)
Kani Kauahi	1981	OL	Seattle Seahawks (1982-86) Green Bay Packers (1988) Phoenix Cardinals (1989-91, '93) Kansas City Chiefs (1992)
Marcus Kemp^	2013-16	WR	Kansas City Chiefs (2017-19)
Keith Kirkwood	2013	WR	New Orleans Saints (2018-19)
Adrian Klemm^	1996-99	OT	New England Patriots (2000-04) Green Bay Packers (2005)
Leo Koloamatangi	2013-16	OL	Detroit Lions (2018) New York Jets (2019)
Travis LaBoy	2001-03	DE	Tennessee Titans (2004-07) Arizona Cardinals (2008) San Francisco 49ers (2010) San Diego Chargers (2011)

'BOWS IN THE NFL

Player	Yrs At UH	Pos.	NFL Team (Years)
Ashley Leilie	1999-2001	WR	Denver Broncos (2002-05) Atlanta Falcons (2006) San Francisco 49ers (2007) Oakland Raiders (2008)
Vince Manuwai	1999-2002	OG	Jacksonville Jaguars (2003-10)
Reagan Mauia	2005-06	RB	Miami Dolphins (2007) Cincinnati Bengals (2008) Arizona Cardinals (2009)
Mat McBriar	2000-02	P	Dallas Cowboys (2004-11) Philadelphia Eagles (2012) Pittsburgh Steelers (2013) San Diego Chargers (2014)
Dana McLemore^	1978-81	DB	San Francisco 49ers (1982-86, '87) New Orleans Saints (1986)
Rich Miano	1982-84	DB	New York Jets (1985-89) Philadelphia Eagles (1991-94) Atlanta Falcons (1995)
Jim Mills	1979-82	OT	Baltimore/Indianapolis Colts (1983-84)
Arnold Morgado	1974-75	RB	Kansas City Chiefs (1977-80)
Ryan Mouton	2007-08	DB	Tennessee Titans (2009-10, '12)
Walter Murray	1982-85	WR	Indianapolis Colts (1986-87)
Nick Nelson	2014-15	WR	Oakland Raiders (2018-19)
Kaulana Noa	1996-99	OT	St. Louis Rams (2000-01)
Al Noga	1984-87	DT	Minnesota Vikings (1988-92) Washington Redskins (1993) Indianapolis Colts (1994)
Falaniko Noga	1980-83	LB	St. Louis/Phoenix Cardinals (1984-88) Detroit Lions (1989-91)
Pete Noga	1983, '85-86	LB	St. Louis Cardinals (1987)
Chad Owens	2001-04	WR	Jacksonville Jaguars (2005-07)
Kealoha Piliare	2007-10	WR	Carolina Panthers (2011-13)
Meliia Purcell	2003-06	DE	Cleveland Browns (2007-08)
Golden Richards^	1972	WR	Dallas Cowboys (1973-79)
Greg Salas	2007-10	WR	St. Louis Rams (2011) New England Patriots (2012) Philadelphia Eagles (2012) New York Jets (2013-14) Detroit Lions (2015) Buffalo Bills (2015-16)
Rigoberto Sanchez	2015-16	P	Indianapolis Colts (2017-19)
Jesse Sapolu^	1979-82	OL	San Francisco 49ers (1983-84, '87-87)
Brashton Satele	2006-08	LB	New York Jets (2010)
Hercules Satele	2004-07	OL	Arizona Cardinals (2008)
Samson Satele	2003-06	C	Miami Dolphins (2007-08; '14) Oakland Raiders (2009-11) Indianapolis Colts (2012-13)
Jerry Scanlan	1976-79	OT	Washington Redskins (1980-81)
Colin Scott	1983-85	DT	St. Louis Cardinals (1987)
Mana Silva	2008-10	DB	Dallas Cowboys (2011-12) Buffalo Bills (2012)
Jack Sims	1982-84	OL	Seattle Seahawks (1987)
Isaac Sopoaga	2002-03	DT	San Francisco 49ers (2004-12) Philadelphia Eagles (2013) New England Patriots (2013)
Jeff Sydnor	1989-91	WR/KR	Philadelphia Eagles (1992-95)
Maa Tanuvasa^	1990-92	DL	Los Angeles Rams (1993) Denver Broncos (1995-2000) San Diego Chargers (2001)
Jahlani Tavai	2015-18	LB	Detroit Lions (2019)
Johnny Taylor	1982-83	LB	Atlanta Falcons (1984-86) Miami Dolphins (1986) San Diego Chargers (1987)
Pisa Tinoisamoa	2000-02	LB	St. Louis Rams (2003-08) Chicago Bears (2009-10)
Mark Tuinei^	1982	DT	Dallas Cowboys (1983-1997)
Tom Tuinei	1976-79	DT	Detroit Lions (1980)
Jeff Ulbrich	1998-99	LB	San Francisco 49ers (2000-09)
John Ursua	2016-18	WR	Seattle Seahawks (2019)
David Veikune	2006-08	DE	Cleveland Browns (2009) Denver Broncos (2010)
Jeris White^	1970-73	DB	Miami Dolphins (1974-76) Tampa Bay Buccaneers (1977-79) Washington Redskins (1980-82)
Hauli Wong	1995	OL	Oakland Raiders (2003)
John Woodcock	1974-75	DT	Detroit Lions (1976-80) San Diego Chargers (1981-82)

bold indicates active player through 2019 season

^ - Super Bowl Champion



MARCUS KEMP



LEO KOLOAMATANGI



GREG SALAS



PISA TINOISAMOA

NFL DRAFT PICKS

A total of 73 former Rainbow Warriors have been selected in the NFL Draft. In the 2002 draft, wide receiver Ashley Lelie was the program's highest pick, taken in the first round (19th overall) by the Denver Broncos. A record five players were taken in the 2007 draft. Two former Warriors who ended their collegiate careers at another university were also drafted - Trevor Davis (2016 by Green Bay Packers) and Nick Nelson (2018 by Oakland Raiders).

Player	Year	Rd	Pick	Pos	Team
Cole McDonald	2020	7	224	QB	Tennessee Titans
Jahlani Tavai	2019	2	43	LB	Detroit Lions
John Ursua	2019	7	236	WR	Seattle Seahawks
Joey Iosefa	2015	7	231	RB	Tampa Bay Buccaneers
Aaron Brown	2012	7	209	LB	St. Louis Rams
Alex Green	2011	3	96	FB	Green Bay Packers
Greg Salas	2011	4	112	WR	St. Louis Rams
Kealoha Pilares	2011	5	132	WR	Carolina Panthers
David Veikune	2009	2	52	DL	Cleveland Browns
Ryan Mouton	2009	3	94	DB	Tennessee Titans
Jake Ingram	2009	6	198	LS	New England Patriots
Colt Brennan	2008	6	186	QB	Washington Redskins
Ikaika Alama-Francis	2007	2	58	DE	Detroit Lions
Samson Satele	2007	2	60	C	Miami Dolphins
Reagan Mauia	2007	6	181	FB	Miami Dolphins
Melila Purcell	2007	6	200	DE	Cleveland Browns
Nate Ilaoa	2007	7	236	FB	Philadelphia Eagles
Chad Owens	2005	6	185	WR	Jacksonville Jaguars
Travis LaBoy	2004	2	42	DE	Tennessee Titans
Isaac Sopoaga	2004	4	104	DT	San Francisco 49ers
Pisa Tinoisamoa	2003	2	43	OLB	St. Louis Rams
Vince Manuwai	2003	3	72	G	Jacksonville Jaguars
Wayne Hunter	2003	3	73	T	Seattle Seahawks
Ashley Lelie	2002	1	19	WR	Denver Broncos
Kynan Forney	2001	7	219	G	Atlanta Falcons
Adrian Klemm	2000	2	46	T	New England Patriots
Jeff Ulbrich	2000	3	86	LB	San Francisco 49ers
Kaulana Noa	2000	4	104	T	St. Louis Rams
Ta'ase Faumui	1994	4	122	DE	Pittsburgh Steelers
Jason Elam	1993	3	70	K	Denver Broncos
Maa Tanuvasa	1993	8	209	DT	Los Angeles Rams
Darrick Branch	1993	8	220	WR	Tampa Bay Buccaneers
Jeff Sydner	1992	6	160	WR	Philadelphia Eagles
Leo Goeas	1990	3	60	T	San Diego Chargers
Al Noga	1988	3	71	DE	Minnesota Vikings
Marco Johnson	1988	10	271	WR	Houston Oilers
Colin Scotts	1987	3	70	DT	St. Louis Cardinals
Ron Hall	1987	4	87	TE	Tampa Bay Buccaneers
Joe Onosai	1987	6	151	T	Dallas Cowboys
M.L. Johnson	1987	9	243	LB	Seattle Seahawks
Walter Murray	1986	2	45	WR	Washington Redskins
Kent Kafentzis	1986	9	227	DB	St. Louis Cardinals
Nuu Faaola	1986	9	245	RB	New York Jets
Raphel Cherry	1985	5	122	DB	Washington Redskins
Rich Miano	1985	6	166	DB	New York Jets
Mike Akiu	1985	7	170	WR	Houston Oilers
Bernard Carvalho	1984	7	194	OL	Miami Dolphins
Niko Noga	1984	8	201	LB	St. Louis Cardinals
Anthony Edgar	1983	7	174	RB	Philadelphia Eagles
Jim Mills	1983	9	225	T	Baltimore Colts
Jesse Sapolu	1983	11	289	G	San Francisco 49ers

NFL DRAFT PICKS

Player	Year	Rd	Pick	Pos	Team
Gary Allen	1982	6	148	RB	Houston Oilers
David Toloumu	1982	7	176	RB	Atlanta Falcons
Mark Kafentzis	1982	8	199	DB	Cleveland Browns
Dana McLemore	1982	10	269	DB	San Francisco 49ers
DeWayne Jett	1980	9	222	WR	Detroit Lions
Tom Tuinei	1980	9	223	DT	Detroit Lions
Wilbert Haslip	1979	8	210	RB	San Diego Chargers
Dan Audick	1977	4	106	T	Pittsburgh Steelers
John Woodcock	1976	3	76	DT	Detroit Lions
Curtis Akins	1976	9	254	C	Washington Redskins
Jeris White	1974	2	52	DB	Miami Dolphins
Levi Stanley	1974	17	425	DT	San Francisco 49ers
Golden Richards	1973	2	46	WR	Dallas Cowboys
John Conley	1973	16	410	TE	Dallas Cowboys
Richard Ruppert	1972	10	257	T	Kansas City Chiefs
Henry Sovio	1972	13	327	TE	Atlanta Falcons
Rocky Pamplin	1971	10	239	RB	New Orleans Saints
Ed Foote	1971	16	403	C	San Diego Chargers
Larry Arnold	1970	12	308	QB	Los Angeles Rams
Tim Buchanan	1969	8	187	LB	Cincinnati Bengals
McKinley Reynolds	1969	10	241	TE	New Orleans Saints
Larry Cole	1968	16	428	DE	Dallas Cowboys



COLE MCDONALD



JAHLANI TAVAI



JOHN URSUA

NFL FREE AGENTS

More than 100 Rainbow Warriors have signed NFL free agent contracts since 1966. UH has had a player drafted or signed as a free agent every year since 2000. Active NFL players Trayvon Henderson (Cincinnati Bengals), Marcus Kemp (Kansas City Chiefs), Leo Koloamatangi (Detroit Lions), and Rigo Sanchez (Indianapolis Colts) are among the former Rainbow Warriors who have made the 53-man roster for their respective teams as a free agent.

Player	Year	Pos	Team	Player	Year	Pos	Team
Rojesterman Farris II	2020	DB	Atlanta Falcons	Dustin Owen	2000	C	San Francisco 49ers
JoJo Ward	2020	WR	Arizona Cardinals	Dan Robinson	2000	QB	Baltimore Ravens
Dejon Allen	2018	OL	Chicago Bears	Yaphet Warren	2000	LB	Seattle Seahawks
Trayvon Henderson	2018	DB	Cincinnati Bengals	Brannon Kennedy	1996	WR	Washington Redskins
Jerrol Garcia-Williams	2017	LB	Denver Broncos	Kendall Goo	1995	OL	New Orleans Saints
Marcus Kemp	2017	WR	Kansas City Chiefs	Bryan Addison	1993	DB	Oakland Raiders
Leo Koloamatangi	2017	OL	Detroit Lions	Travis Sims	1993	RB	Denver Broncos
Rigoberto Sanchez	2017	PK/P	Indianapolis Colts	Mitch Kaaiialii	1992	OT	San Diego Chargers
Ben Clarke	2016	OL	Kansas City Chiefs	Walter Briggs	1989	DB	Houston Oilers
Max Wittek	2016	QB	Jacksonville Jaguars	Chris Roscoe	1989	WR	Chicago Bears
Kody Afusia	2015	OL	Arizona Cardinals	William Bell	1988	RB	Chicago Bears
Charles Clay	2014	DB	Green Bay Packers	Kerry Brady	1988	PK	Buffalo Bills
Brenden Daley	2014	LB	Atlanta Falcons	Sam Carroll	1988	DT	Oakland Raiders
Mike Edwards	2013	DB	New York Jets	Heikoti Fakava	1988	RB	Seattle Seahawks
Paipai Falemalu	2013	DL	Cleveland Browns	Daniel Crowell	1987	WR	St. Louis Cardinals
Luke Ingram	2013	LS	Pittsburgh Steelers	David Dyas	1987	WR	Green Bay Packers
Zach Masch	2012	DL	Seattle Seahawks	Kyle Kafentzis	1987	DB	Chicago Bears
Royce Pollard	2012	WR	New York Jets	Pete Noga	1987	LB	St. Louis Cardinals
Vaughn Meatoga	2012	DL	Washington Redskins	Ana Tuiasosopo	1986	DL	Kansas City Chiefs
Corey Paredes	2012	LB	Minnesota Vikings	Jim Asmus	1985	K	Washington Redskins
Liko Satele	2012	DL	Arizona Cardinals	Kurt Kafentzis	1985	DB	Houston Oilers
Rodney Bradley	2011	WR	Baltimore Ravens	Tom McCarthy	1985	P	Kansas City Chiefs
Laupepa Letuli	2011	OL	Dallas Cowboys	Jack Sims	1985	OL	Seattle Seahawks
Mana Silva	2011	S	Dallas Cowboys	Carl Kennybrew	1984	LB	Denver Broncos
John Estes	2010	OL	Jacksonville Jaguars	Johnny Taylor	1984	LB	Atlanta Falcons
Ray Hisatake	2010	OL	Carolina Panthers	Mark Tuinei	1983	OL	Dallas Cowboys
Aaron Kia	2010	OL	New York Jets	Dave Barbour	1982	TE	Denver Broncos
Brashton Satele	2010	LB	New York Jets	Kani Kauahi	1982	OL	San Francisco 49ers
Jameel Dowling	2009	CB	Arizona Cardinals	Merv Lopes	1982	WR	Denver Broncos
Joshua Leonard	2009	DT	Houston Texans	Marcus Tarver	1982	LB	Denver Broncos
Davone Bess	2008	WR	Miami Dolphins	Reggie Young	1982	RB	Denver Broncos
Ryan Grice-Mullen	2008	WR	Houston Texans/ Chicago Bears	Verlon Redd	1981	DB	San Francisco 49ers
C.J. Hawthorne	2008	WR	Atlanta Falcons	Jim Asmus	1980	PK	Buffalo Bills
Jason Rivers	2008	WR	Tennessee Titans	Blane Gaison	1980	DB	Atlanta Falcons
Hercules Satele	2008	C	Arizona Cardinals	Rick Obbema	1980	DT	Philadelphia Eagles
Tala Esera	2007	OT	Miami Dolphins	Larry Dorsey	1979	DB	New England Patriots
Kenny Patton	2007	CB	Oakland Raiders	Jerry Scanlan	1979	OT	Washington Redskins
Leonard Peters	2007	S	New York Jets	Arthur Smith	1978	TE	Denver Broncos
Dane Uperesa	2007	OT	Cincinnati Bengals	Floyd Jones	1977	DE	Dallas Cowboys
Lawrence Wilson	2007	DT	Baltimore Ravens	Pat Schmidt	1977	S	Los Angeles Rams
Timmy Chang	2005	QB	Arizona Cardinals	Andrew Cleveland	1976	LB	Philadelphia Eagles
Abraham Elimimian	2005	CB	San Diego Chargers	Charles Aiu	1976	OT	San Diego Chargers
Lui Fuga	2005	DT	San Diego Chargers	Don Herrold	1975	LB	Los Angeles Rams
Jeremiah Cockheran	2004	WR	Cincinnati Bengals	Cliff LaBoy	1975	DE	San Francisco 49ers
Kevin Jackson	2004	DE	Green Bay Packers	Arnold Morgado	1975	RB	Kansas City Chiefs
Kelvin Millhouse, Jr.	2004	CB	Miami Dolphins	Bob Winkfield	1975	OL	Minnesota Vikings
Chris Brown	2003	LB	Baltimore Ravens	James Kalili	1974	OG	Washington Redskins
Mat McBriar	2003	P	Denver Broncos	Howard Stringert	1973	DB	San Diego Chargers
Robert Grant	2002	S	Cincinnati Bengals	Larry Dorsey	1972	DB	New England Patriots
Mike Iosua	2002	DL	San Francisco 49ers	Larry Sherrer	1972	RB	New York Giants
Nate Jackson	2002	S	Tennessee Titans	Dennis Wyckoff	1972	RB	Dallas Cowboys
Manly Kanoa	2002	OL	Atlanta Falcons	John Gordon	1970	OT	Washington Redskins
Nick Rolovich	2002	QB	Denver Broncos	John Hammond	1969	DT	Washington Redskins
Brian Smith	2002	OL	Baltimore Ravens	John Hoffman	1968	DE	Washington Redskins
James Fenderson	2001	RB	New Orleans Saints	Mark Rengal	1967	DT	New Orleans Saints
Dwight Carter	2000	WR	San Francisco 49ers	Larry Price	1966	OL	Los Angeles Rams
Andy Phillips	2000	OG	San Diego Chargers				

'BOWS IN THE PROS

CANADIAN FOOTBALL LEAGUE (CFL)

BRITISH COLUMBIA LIONS

Kesi Afalava, DT, free agent, 1984
Dino Babers, RB, free agent, 1984
Solomon Elimimian, LB, free agent, 2010
Ryan Grice-Mullen, WR, free agent, 2008
Meffy Koloamatangi, DL, free agent, 2019
Adam Leonard, LB, free agent, 2010
David Maeva, LB, 3rd round, 1996
Chad Mock, WR, free agent, 2007
Craig Stutzmann, WR, free agent, 2002
Makani Kema-Kaleiwahea, LB, FA, 2018

CALGARY STAMPEDE

Channon Harris, WR, free agent, 2002
Bryant Moniz, QB, free agent, 2014
Ken Moore, TE, free agent, 1982
Brian Norwood, DB, free agent, 1988
Mark Odom, OLB, free agent, 1991
Bernard Quarles, QB, free agent, 1985
Alvis Satele, LB, free agent, 1985
Joe Seumalo, DL, free agent, 1988
Anthony Woodson, LB, free agent, 1984

HAMILTON TIGER-CATS

Timmy Chang, QB, free agent, 2007
Larry Dorsey, DB, free agent, 1979
Alex Green, RB, free agent, 2017
Jacob Patek, DB, free agent, 2009
Kealoha Pilaes, WR, free agent, 2015
Royce Pollard, WR, free agent, 2017

EDMONTON ESKIMOS

Warren Jones, qb, free agent, 1988
Hyrum Peters, db, free agent, 2004

MONTREAL ALOUETTES

Bill Massey, RB, free agent, 1970
Chad Owens, WR, free agent, 2009
Jacob Patek, DB, free agent, 2010
Jalen Rogers, DB, free agent 2017

OTTOWA REDBLACKS

Charles Clay, LB, free agent, 2014

SASKATCHEWAN ROUGHRIDERS

Colt Brennan, QB, free agent, 2011
Justin Colbert, WR, free agent, 2003
Dane McArthur, SB, free agent, 1991
Kim McCloud, DB, free agent, 1991
Pat Richardson, DE, free agent, 1975
Ramsey Simmons, DE, free agent, 1973
David Veikune, DE, free agent, 2011

TORONTO ARGONAUTS

Saipele Manutai, LB, free agent, 1975
Zac Odom, DB, free agent, 1995

WINNIPEG BLUE BOMBERS

Michael Coulson, CB, free agent, 1989
Matt Elam, DT, free agent, 2000
Tui Eili, OL, 4th round, 2019
Joe Nobles, WR, free agent, 1986

WORLD LEAGUE OF AMERICAN FOOTBALL/NFL EUROPE

AMSTERDAM ADMIRALS

Abraham Elimimian, DB, 2006-07
Taase Faumui, DL, 1998
Tanuvasa Moe, LB, 2007

BARCELONA DRAGONS

Kaulana Noa, OL, 2002

FRANKFURT GALAXY

Theo Adams, OL, 1996
Darrick Branch, WR, 1998

ORLANDO THUNDER

Chris Roscoe, WR, 1991

LONDON MONARCHS

Theo Adams, OL, 1991-92
Larry Jones, OL, 1991-92

RHEIN FIRE

Dwight Carter, WR, 2001
Timmy Chang, QB, 2006
Nick Ma'afala, DL, 1995
Nick Rolovich, QB, 2003
Joe Seumalo, DL, 1995
Doug Sims, DL, 2005
Junior Tagoai, DL, 1995

SACRAMENTO SURGE

Mark Nua, OL, 1991

ARENA FOOTBALL LEAGUE (AFL)

CLEVELAND GLADIATORS

Shane Austin, QB, 2014

COLORADO CRUSH

Chad Owens, WR, 2008

COLUMBUS DESTROYERS

Nate Ilaoa, RB, free agent, 2008

DALLAS DESPERADOS

Shawndel Tucker, free agent, 2001

GEORGIA FORCE

Bryant Moniz, QB, free agent, 2012
Richard Torres, DB, free agent, 2012

GRAND RAPIDS RAMPAGE

Brandon Eaton, free agent, 2008

LAS VEGAS GLADIATORS

Nick Rolovich, QB, free agent, 2004

LOS ANGELES KISS

Kody Afusia, OL, free agent, 2015
Charles Clay, DB, free agent, 2015

ORLANDO PREDATORS

Jameel Dowling, DB, free agent, 2013

PITTSBURGH POWER

Shane Austin, QB, free agent, 2013
Mike Washington, WR, free agent, 2011

SAN JOSÉ SABERCATS

Al Noga, DL, free agent, 1996
Ray Hisatake, OL, free agent, 2011
Aaron Kia, OL, free agent, 2011
Francis Maka, DL, free agent, 2011
Reagan Mauia, RB, free agent, 2012

SAN ANTONIO TALONS

Ray Hisatake, OL, free agent, 2012

UNITED FOOTBALL LEAGUE (UFL)

Hartford Colonials

Colt Brennan, QB, free agent, 2011
Ryan Grice-Mullen, WR, FA, 2011
Jacob Patek, DB, free agent, 2011

Sacramento Mountain Lions

Kainoa LaCount, OL, 7th round, 2011
Mana Silva, DB, 10th round, 2011

UNITED STATES FOOTBALL LEAGUE (USFL)

ARIZONA WRANGLERS

Pat Schmidt, DB, free agent, 1983

DENVER GOLD

Fred Hemphill, DB, 17th round, 1985

MEMPHIS SHOWBOATS

Lyndell Jones, DB, free agent, 1984

NEW JERSEY GENERALS

Tony Holyfield, DL, free agent, 1984

OKLAHOMA OUTLAWS

Tom Knight, DB, free agent, 1983
Mitch Pounds, DT, free agent, 1983

WORLD FOOTBALL LEAGUE (WFL)

HAWAIIANS

Regis Grice, RB, free agent, 1974
Albert Holmes, RB, free agent, 1974
Glenn Hookano, WR, free agent, 1974

PHILADELPHIA BELL

Tim Paul, DB, free agent, 1974

PORTLAND STORM

Dan Miller, LB, free agent, 1973

SOUTHERN CALIFORNIA SUN

Mike Biscotti, QB, 1975
Ken Shibata, DB, free agent, 1974

ALOHA STADIUM

STADIUM MANAGEMENT




Scott Chan
Stadium
Manager



Ryan Andrews
Deputy Stadium
Manager

QUICK FACTS

- ▶ Officially opened on Sept. 12, 1975
- ▶ First football game played between University of Hawai'i and Texas A&I on Sept. 13, 1975. Attendance: 32,247
- ▶ Ownership: State of Hawai'i
- ▶ Management: Stadium Authority, Department of Accounting and General Services
- ▶ Capacity: 50,000 (424 wheel-chair seats on the lower concourse level)
- ▶ Size: 104 acres
- ▶ Location: 12 miles (20 minutes) from Waikiki, 2 miles from the Daniel K. Inouye International Airport
- ▶ Parking: 8,000 stalls
- ▶ Main playing surface: UBU Speed Series S5-M
- ▶ Sitting in the highest seat in the stadium is as high as a 10-story building



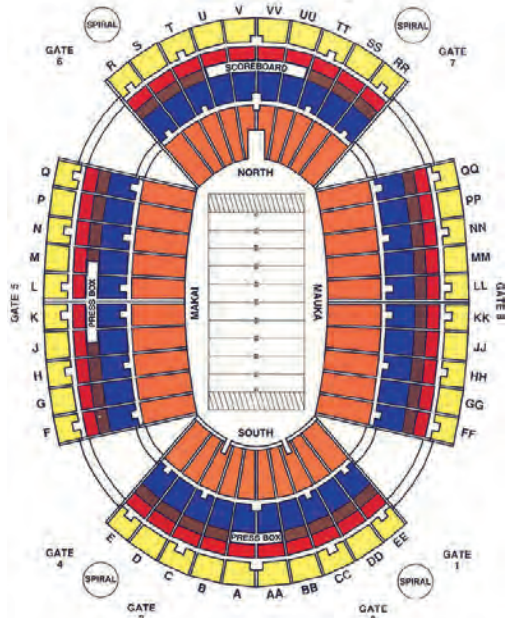
Overlooking the turquoise waters of Pearl Harbor lies the home of the University of Hawai'i's football team, Aloha Stadium. The 50,000-seat facility has been home to the state of Hawai'i's only Division I football team for more than 40 years.

UH made its stadium debut on Sept. 13, 1975, against Texas A&I. Three seasons later, Hawai'i played in front of its first sold-out crowd but lost the 1978 season-finale to USC, 21-5.

Through the 1980s, fans swarmed to Aloha Stadium as the Rainbow Warriors consistently averaged more than 40,000 spectators per game. Nearly a half-million fans walked through the turnstiles in 1989, not including a sellout crowd in UH's first postseason bowl game, a 33-13 loss to Michigan State in the Jeep Eagle Aloha Bowl.

The 1992 season, in which the Warriors claimed its first Western Athletic Conference Championship, was witnessed by an average of 44,432 fans per game. In 1999, Aloha Stadium became the venue for June Jones as he took over the helm of the Rainbow Warrior football

team and sparked the best turnaround in NCAA football history. The Rainbow Warriors went on to appear in five Aloha Stadium bowl games under Jones and five more since, including a win in 2019.



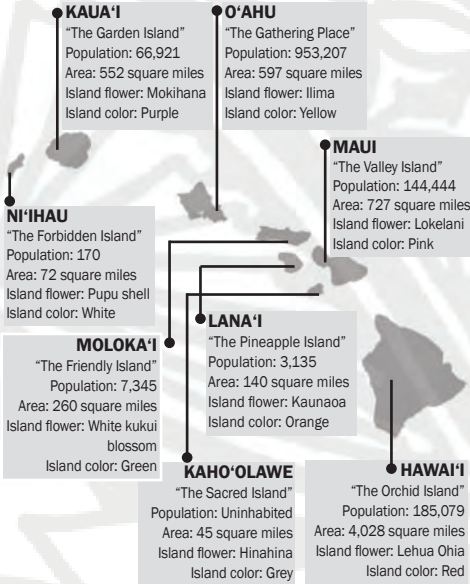
UH ALL-TIME ATTENDANCE & RECORDS AT ALOHA STADIUM

Year	Record	Total	Avg.	Year	Record	Total	Avg.	Year	Record	Total	Avg.	Year	Record	Total	Avg.
1975	6-3	254,501	28,278	1987	4-5	385,556	42,839	1999	5-4	348,095	38,677	2011	4-3	222,493	31,785
1976	3-6	210,263	23,363	1988	6-3	401,864	44,652	2000	3-5	298,719	37,340	2012	3-3	180,186	30,031
1977	5-4	255,547	28,394	1989	9-0-1	445,348	44,535	2001	6-2	313,345	39,168	2013	1-5	185,931	30,988
1978	6-3	327,295	36,366	1990	6-2	331,041	41,380	2002	7-1	310,074	38,759	2014	3-4	192,159	27,451
1979	5-4	334,364	37,152	1991	3-4	304,148	43,450	2003	6-1	289,155	41,308	2015	3-4	164,031	23,433
1980	6-2	342,852	42,857	1992	7-0	311,022	44,432	2004	7-1	294,404	36,801	2016	4-3	170,299	24,328
1981	6-2	340,261	42,533	1993	6-2	326,454	40,807	2005	3-4	229,142	32,735	2017	2-4	145,463	24,244
1982	5-3	336,183	42,023	1994	2-5-1	306,989	38,374	2006	7-1	292,708	36,588	2018	5-3	205,455	25,682
1983	4-3-1	339,138	42,392	1995	3-4	242,433	34,633	2007	7-0	304,600	43,514	2019	7-2	211,090	23,454
1984	6-3	411,884	45,765	1996	2-6	263,986	32,998	2008	5-3	328,081	41,010	Total		12,628,170	35,572
1985	1-6-1	359,042	44,880	1997	3-5	267,524	33,441	2009	4-3	257,074	36,725	Record		208-143-4	.592
1986	6-2	359,242	44,905	1998	0-8	234,821	29,353	2010	6-2	298,486	37,311				

HAWAI'I —THE 50TH STATE

THE HAWAIIAN ISLANDS

The state of Hawai'i consists of eight main islands: Ni'i'hau, Kaua'i, O'ahu, Maui, Moloka'i, Lana'i, Kaho'olawe, and the Big Island of Hawai'i.



Hawai'i is the most isolated population center on earth. Hawai'i is 2,390 miles from California; 3,850 miles from Japan; 4,900 miles from China; and 5,280 miles from the Philippines.

From east to west, Hawai'i is the widest state in America. The Hawaiian Archipelago consists of over 130 scattered points of land stretching some 1,600 miles in length from the Kure Atoll in the north to the island of Hawai'i in the south.

STATE MOTTO

Ua mau ke ea o ka 'aina i ka pono

"The life of the land is perpetuated in righteousness"



STATE ANTHEM

"Hawai'i Pono'i"

Lyrics by
King David Kalakaua
Music by
Henri Berger in 1874

Area: 6,421 square miles

Statehood: Aug. 21, 1959

"THE ALOHA STATE" FACTS



HAWAI'I POPULATION
1.428 million (2015)
Population rank in U.S. - #40

POPULATION DENSITY
Hawai'i is the 10th least populous, but the 13th most densely populated of the 50 U.S. states

At 800,000 years, the Big Island is the youngest of the island chain. However, it was the first island discovered by voyaging Polynesians.



RAINFALL

LOW: 11.17 inches (Puako on Hawai'i)
HIGH: 473.83 inches (Mt. Wai'ale'ale on Kaua'i, the "world's wettest spot")



AVERAGE DAILY TEMPERATURE AT SEA LEVEL
84.5° F (high)
70.7° F (low)



ALL-TIME LOW TEMPERATURE
1.4° F
Mauna Kea summit (Jan. 20, 1970)



ALL-TIME HIGH TEMPERATURE
100° F
Pahala, Hawai'i (April 27, 1931)

Honolulu is the nation's 11th largest metropolitan area.



Hawai'i is the only U.S. state with a tropical rainforest.

Honolulu's 'Iolani Palace is the only royal palace in the U.S. It installed electric lights four years before the White House.



Hawai'i is the only state in America that grows coffee, cocoa, and vanilla beans.



Ka Lae on the Big Island of Hawai'i is the southernmost point in the United States.

More than one-third of the world's commercial supply of pineapples comes from Hawai'i.



"THE ALOHA STATE" QUICK FACTS



STATE FLOWER
Yellow Hibiscus



STATE TREE
Kukui (Candlenut)



STATE BIRD
Nene (Hawaiian Goose)



STATE MARINE MAMMAL
Humpback-Whale



STATE MAMMAL
Monk Seal



STATE FISH
Humuhumunukunua-pua'a

2020 HAWAII FOOTBALL SCHEDULE



OCT. 24



OCT. 31



NOV. 7



NOV. 14



NOV. 21



NOV. 28



DEC. 5



DEC. 12

HOME

AWAY



* TIMES AND DATES SUBJECT TO CHANGE

