


# Table of Contents

2006 SUN BELT CONFERENCE CHAMPIONS



## 2 Media Information

- Quick Facts .....2
- Schedule .....2
- Travel Plans .....2
- Media Relations Staff .....3
- Media Guidelines .....4
- Primary Media List .....5
- Floyd Stadium .....6-7
- Nelligan Sports Marketing .....8
- Blue Raider Network .....8



## 9 Preview

- 2007 Season Outlook ..... 10-15
- Spring Awards ..... 15
- Starters Returning/Lost ..... 16
- Depth Chart ..... 17
- Rosters ..... 18-19
- Pronunciation Guide ..... 19
- Lettermen Returning/Lost ..... 20

## 21 The Players

- Veterans ..... 22-45
- Other Varsity Candidates ..... 46-47
- 2007 Signees ..... 48-50

### Mission Statement

The MT Athletic Program promotes excellence in athletics and provides academic and athletic opportunities for every student-athlete, the University, and the community. Building on tradition, the program advances the University's regional and national

## 51 This Is Middle Tennessee


- All-Americans ..... 58
- Football Facilities ..... 60-61
- Strength and Conditioning ..... 62-63
- Community ..... 68
- Academic Center ..... 69
- Kennon Hall of Fame ..... 73
- Sports Medicine ..... 75
- Murfreesboro ..... 77
- Nashville ..... 78

## 79 The Staff

- Head Coach Rick Stockstill ..... 80-83
- Assistants/Support ..... 84-107
- President ..... 108
- Director of Athletics ..... 109
- Administration ..... 110-112
- Athletic Support Staff ..... 113-114

## 115 2006 Review

- Game Reviews ..... 116-128
- Final Statistics ..... 129-130
- Team Game-by-Game Stats ..... 131
- Individual Game-by-Game Stats ..... 132
- Game-by-Game Starters/Tackles ..... 133
- Participation ..... 134
- Long Plays ..... 135




stature and creates opportunities for innovative partnerships throughout the region. Middle Tennessee State University continually works to maximize human, financial, and physical resources to create and heighten the quality of its sports programs.

- Offensive/Defensive Drives ..... 136
- Superlatives ..... 137
- The Last Time ..... 138

## 139 Sun Belt/Opponents

- SBC Staff ..... 140
- All-Time Standings ..... 141
- 2006 All-SBC ..... 142
- All-Time SBC Honors ..... 142
- 2007 Opponents ..... 143-144



## 145 History

- Through the Years ..... 146-151
- Scoreboard ..... 152-159
- Record vs Opponents ..... 160-161
- Hall of Fame ..... 162
- Homecoming ..... 163
- Coaching Records ..... 164
- All-Time Coaches ..... 165
- All-Time Lettermen ..... 166-169
- All-Americans ..... 170
- Pros ..... 171-172
- All-Conference Players ..... 173-174
- Miscellaneous Honors ..... 175-176

### Media Guide Credits

**Produced by:** Mark Owens, assistant athletic director/media relations  
**Layout and Design by:** Mark Owens with assistance from Bradley Lambert  
**Cover Design by:** David Lowery, DGL Graphics  
**Photography by:** Bradley Lambert, Betsy Johns, MTSU Photographic Services, Joe Robbins, Aaron Thompson (DNJ), Phil Reich, and Randy Janoski.  
**Editing by:** Media Relations and MTSU Publications and Graphics  
**Printing by:** Franklin Graphics  
*Comments or corrections should be directed in writing to Asst. AD/Media Relations Mark Owens at owens@goblueraiders.com.*

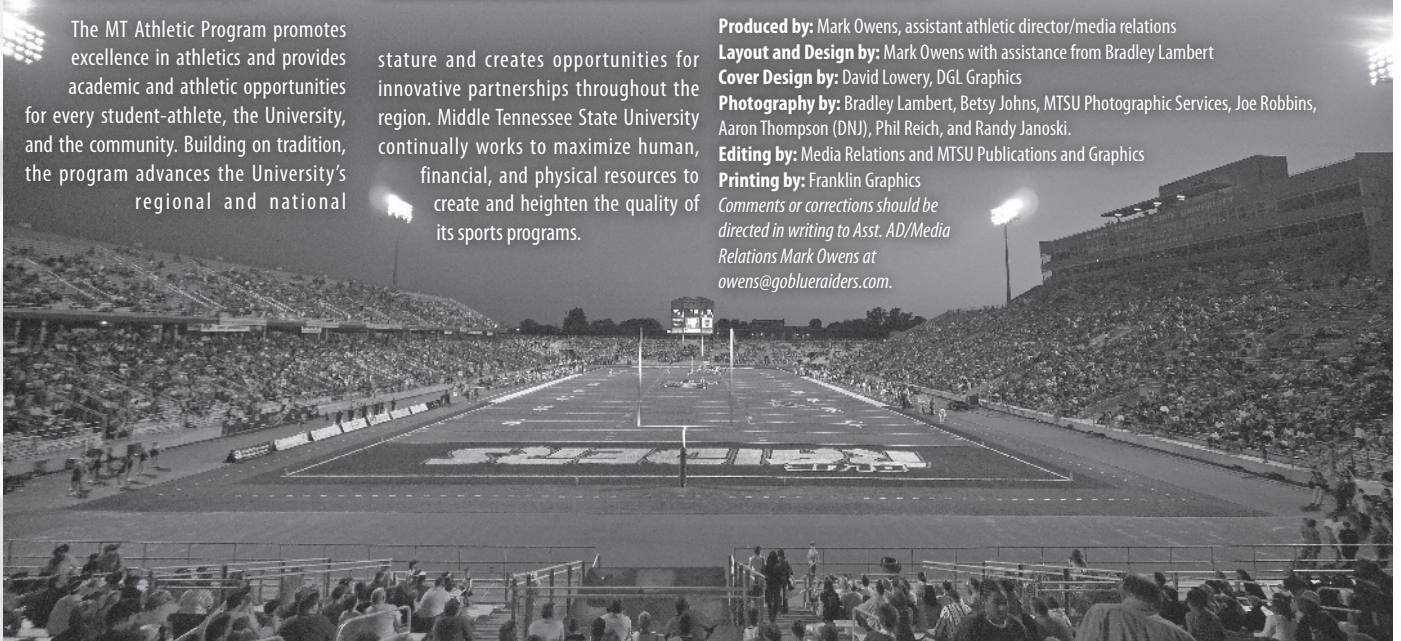
- Bowl Games ..... 177
- Blue Raiders on Television ..... 178



## 179 Records

- Rushing ..... 180-182
- Passing ..... 183-185
- Total Offense ..... 186
- Receiving ..... 187-188
- Scoring ..... 189
- Kicking ..... 190-191
- Punt Return ..... 192
- Kickoff Return ..... 193
- All-Purpose ..... 194
- Punting ..... 195
- Defense ..... 196-198
- Team Records ..... 199-202
- Opponent Records ..... 202
- The Last Time ..... 203-205
- Annual Statistics ..... 206
- NCAA Rankings ..... 207-208

A Tennessee Board of Regents University  
 Middle Tennessee State University is an equal opportunity,  
 nonracially identifiable, educational institution  
 that does not discriminate against individuals with disabilities.  
 SP020-0607



## 2007 Quick Facts

### University Information

Location ..... Murfreesboro, TN 37132  
 Founded ..... 1911  
 Enrollment ..... 22,863  
 Conference ..... Sun Belt  
 Nickname ..... Blue Raiders  
 Colors ..... Royal Blue and White  
 President ..... Sidney A. McPhee (Prairie View, 1976)  
 AD ..... Chris Massaro (Northern Colorado, 1983)  
 Faculty Representative ..... Terry Whiteside  
 NCAA Division ..... I-A (17 sports; 8M/9W)

### Football Information

First Year of Football ..... 1911  
 Overall Record (Years) ..... 500-358-28 (92)  
 Bowl Game Record ..... 2-3  
 Last Postseason Appearance ..... 2006  
 Stadium ..... Johnny "Red" Floyd (Horace Jones Field)  
 Capacity ..... 30,788  
 Playing Surface: ..... Sportex Synthetic Turf, 2006  
 2006 Record ..... 7-6 (6-1 SBC/T1st)  
 Offense ..... Multiple  
 Defense ..... 4-3 Multiple  
 Lettermen Returning/Lost ..... 34/16  
 Lettermen Lost ..... 9 offense, 6 defense, 1 specialists  
 Lettermen Ret. .... 14 offense, 18 defense, 2 specialists  
 Offensive Starters Returning/Lost ..... 6/5  
 Defensive Starters Returning/Lost ..... 7/4

## 2007 Schedule

Date	Opponent	Time
Sept. 1	*at Florida Atlantic	TBA
Sept. 6	at Louisville	6 PM
Sept. 15	at LSU	7 PM
Sept. 20	Western Kentucky	6 PM
Sept. 29	*Florida International	6 PM
Oct. 6	Virginia	TBA
Oct. 13	at Memphis	7 PM
Oct. 20	*Arkansas State	TBA
Oct. 27	*at North Texas	6 PM
Nov. 3	*at Louisiana-Monroe	6 PM
Nov. 10	*Louisiana-Lafayette	TBA
Nov. 20	*at Troy	6 PM
Dec. 21	New Orleans Bowl	7 PM

\*Sun Belt Conference Games

## 2007 Blue Raider Football Staff

Head Coach ..... Rick Stockstill (Florida State, 1982)  
 Record at Middle Tennessee ..... 7-6/2nd year  
 Overall Record ..... 7-6/2nd year  
 Offensive Coordinator/Quarterbacks ..... G.A. Mangus (Florida, 1992)  
 Offensive Line ..... Jimmy Ray Stephens (Florida, 1977)  
 Running Backs ..... Willie Simmons (Clemson, 2002)  
 Wide Receivers/Recruiting Coordinator ..... Justin Watts (Clemson, 2000)  
 Tight Ends ..... Brent Brock (Florida State, 1982)  
 Defensive Coordinator/Safeties ..... Manny Diaz (Florida State, 1995)  
 Assistant Head Coach/Defensive Line ..... Les Herrin (Western Carolina, 1971)  
 Linebackers ..... Art Kaufman (Arkansas-Monticello, 1980)  
 Cornerbacks/Special Teams Coordinator ..... Antonio Goss (North Carolina, 1989)  
 Director of Football Operations ..... Danny Lewis (South Carolina, 1995)  
 Director of Football Relations ..... Chris Matusek (Middle Tennessee, 2002)  
 Head Strength Coach ..... Russell Patterson (Presbyterian College, 1992)  
 Head Trainer ..... Joe-Joe Petrone (Vanderbilt, 1980)  
 Offensive Graduate Assistant ..... Mike Polly (Georgetown College, 2006)  
 Defensive Graduate Assistant ..... J.P. Shelly (Middle Tennessee, 2006)  
 Video Coordinator ..... William Brown (Benedict College, 2004)  
 Offensive Video Graduate Assistant ..... Tyler Williams (Tennessee, 2005)  
 Defensive Video Graduate Assistant ..... Tommy Harvell (Florida State, 2004)

## Blue Raider Travel Plans

### at Florida Atlantic (Sept. 1)

Middle Tennessee will travel via charter flight from Smyrna, TN, to Ft. Lauderdale, FL, on Friday, Aug. 31. Team headquarters will be the Fort Lauderdale Marriott North (6650 North Andrews Ave., Fort Lauderdale, FL 33309). The phone number is 954-771-0440. The Blue Raiders will return home immediately following the game.

### at Louisville (Sept. 6)

Middle Tennessee will travel via charter bus from Murfreesboro, TN, to Louisville, KY, on Wednesday, Sept. 5. Team headquarters will be the Louisville Marriott East Hotel (1903 Embassy Square Blvd., Louisville, KY 40299). The phone number is 502-499-6220. The Blue Raiders will return home immediately following the game.

### at LSU (Sept. 15)

Middle Tennessee will travel via charter flight from Smyrna, TN, to Baton Rouge, LA, on Friday, Sept. 14. Team headquarters will be the Holiday Inn Select Executive Center (4728 Constitution Avenue, Baton Rouge, LA 70808). The phone number is 225-925-2244. The Blue Raiders will return home immediately following the game.

### at Memphis (Oct. 13)

Middle Tennessee will travel via charter bus from Murfreesboro to Memphis, on Friday, Oct. 12. Team headquarters will be the Memphis Marriott East (2625 Thousand Oaks Blvd., Memphis, TN 38118). The phone number is 901-362-6200. The Blue Raiders will return home immediately following the game.

### at North Texas (Oct. 27)

Middle Tennessee will travel via charter flight from Smyrna, TN, to Dallas, TX, on Friday, Oct. 26. Team headquarters will be the Dallas/Fort Worth Airport Marriott (8440 Freeport Parkway, Irving, TX 75063). The phone number is 972-929-8800. The Blue Raiders will return home immediately following the game.

### at Louisiana-Monroe (Nov. 3)

Middle Tennessee will travel via charter flight from Smyrna, TN, to Monroe, LA, on Friday, Nov. 2. Team headquarters will be the Holiday Inn Hotel & Suites (1051 US Highway 165, Monroe, LA 71203). The phone number is 318-387-5100. The Blue Raiders will return home immediately following the game.

### at Troy (Nov. 20)

Middle Tennessee will travel via charter bus from Murfreesboro to Troy, AL, on Monday, Nov. 19. Team headquarters will be the Montgomery Marriott Prattville Hotel (2500 Legends Circle, Prattville, AL 36066). The phone number is 334-290-1235. The Blue Raiders will return home immediately following the game.



## Middle Tennessee Media Relations Staff




**Mark Owens**  
Asst. AD/Media Relations



**Tony Stinnett**  
Assistant Director



**Jo Jo Freeman**  
Assistant Director



**Melody Stockwell**  
Assistant Director



**Bradley Lambert**  
Director of Internet Services



**Debbie Bartlett**  
Secretary

### Mailing Address

Athletic Media Relations  
Middle Tennessee  
MTSU Box 20  
Murfreesboro, TN 37132

### Overnight Mailing Address

Athletic Media Relations  
Middle Tennessee  
1500 Greenland Drive  
Murfreesboro, TN 37132

### Key Phone Numbers

**Media Relations Phone:** 615.898.2968  
**Media Relations Fax:** 615.898.5626  
**Press Box Phone:** 615.898.2312  
**Football Office Phone:** 615.898.2926  
**Ticket Office Phone:** 615.898.2103  
**Athletic Department Phone:** 615.898.2450

## Media Relations Contact Information

### Assistant AD/Media Relations/Football Contact

Mark Owens (Virginia Tech, 1989)  
Office: 615.898.5057  
Home: 615.907.5797  
Cell: 615.631.9520  
E-mail: owens@goblueraiders.com

### Assistant Director

Tony Stinnett (Middle Tennessee, 1990)  
Office: 615.904.8209  
Home: 615.890.5956  
Cell: 615.631.9521  
E-mail: stinnett@goblueraiders.com

### Assistant Director

Jo Jo Freeman (Mississippi State, 1999)  
Office: 615.898.5270  
Home: 615.896.4121  
Cell: 615.631.9522  
E-mail: jfreeman@mtsu.edu

### Assistant Director

Melody Stockwell (Oregon State, 2006)  
Office: 615.904.8115  
Home: 615.631.9523  
Cell: 615.631.9523  
E-mail: stockwell@goblueraiders.com

## Directions to Floyd Stadium

From Nashville International Airport: Enter Briley Parkway continuing south to the Interstate 24 junction. Take I-24 East to Exit 78B; follow State Highway 96 North to Clark Boulevard. Turn right on Clark Boulevard (at BP station). Follow Clark Blvd. (which becomes Middle Tennessee Boulevard) to intersection at Greenland Drive. Turn left on Greenland Drive. Murphy Center and Floyd Stadium are located just to the right.


From Nashville: From I-24 East, take Exit 78B; follow State Highway 96 North to Clark Boulevard. Turn right on Clark Boulevard (at BP station). Follow Clark Blvd. (which becomes Middle Tennessee Boulevard) to intersection at Greenland Drive. Turn left on Greenland Drive. Murphy Center and Floyd Stadium are located just to the right.

From Chattanooga: Take I-24 West to Exit 81; follow U.S. Highway 231 North to Middle Tennessee Boulevard to intersection at Greenland Drive. Turn right onto Greenland Drive. The Greenland Drive parking lot is located to the right.

From Knoxville: Take Interstate 40 West to Lebanon and exit onto U.S. Highway 231 South and follow approximately 25 miles to Clark Boulevard in Murfreesboro; turn left on Clark Boulevard. Follow Clark Blvd. (which becomes Middle Tennessee Boulevard) to intersection at Greenland Drive. Turn left on Greenland Drive. Murphy Center and Floyd Stadium are located just to the right.

From Birmingham, AL: Take I-65 North to Highway 96 East Franklin (TN) exit. Follow Highway 96 East to Murfreesboro. Continue east on 96 until Clark Boulevard intersection; turn right on Clark Blvd. (which becomes Middle Tennessee Boulevard) to intersection

at Greenland Drive. Turn left on Greenland Drive. Murphy Center and Floyd Stadium are located just to the right.



# 2007 Media Guidelines

2006 SUN BELT CONFERENCE CHAMPIONS

## Important Dates

August 3 .....	Team Reports/Physicals
August 4 .....	First Practice
August 12 .....	Media Day/Fan Day
August 27 .....	First Day of Class
August 28 .....	First Press Conference
September 1 .....	Kickoff vs FAU

## Credentials

Arrangements for media credentials for the 2007 football season should be directed to the Athletic Media Relations Office. Requests by accredited media members should be made in writing and submitted on company letterhead to Mark Owens. Priority issuance of credentials will be given to daily newspapers and television stations that cover Middle Tennessee football on a regular basis. Student publications will be limited to one working credential and one sideline photo pass, if needed. Other credential requests will be fulfilled on a space-available basis.

## E-mail Service

Football releases can be obtained electronically by contacting Mark Owens at [owens@goblueraiders.com](mailto:owens@goblueraiders.com). The release will be sent as a PDF file. This is a media service ONLY.

## Weekly Press Conference

Coach Stockstill will conduct a weekly press conference each Tuesday prior to a Middle Tennessee game. The conference will begin at noon CST. Following Stockstill's presentation there will be two to three players available for interviews with the media.

## Player Interviews

During the week of games, all player interviews must be conducted by the end of practice on Wednesday. Please request interviews at least 24 hours in advance.

## Practice Coverage

Practices are open to the media with few exceptions. Media wishing to attend practice are encouraged to contact the Media Relations Office in advance. All members of the media are asked to view practice on the outer edges of the two fields. Once the team goes into full pads in the fall, TV B-roll and still photographers will be allowed to shoot warm-ups, stretching drills, and the first portion of practice. Team meetings before, during, and after practice are private. Check with the Media Relations Office for practice times.

## Parking

Parking space can be reserved with a request received

by Middle Tennessee's Media Relations Office at least one working day prior to the game. The media relations office will send out parking directions in advance of the game. Satellite trucks will park on the north side of the pressbox and will enter off Middle Tennessee Boulevard just before the Faulkinberry Road entrance.

## Postgame Interviews

After a 10-minute cooling off period, requested players and Coach Stockstill will be made available to members of the media. The Blue Raider locker room is CLOSED both at home and on the road. At home, interviews will be conducted in the gameday locker room located under the stands in the north endzone. On the road, requested players and Coach Stockstill will be brought to a designated area outside the locker room.

## Press Box

The press box is located on the west side of Floyd Stadium in the tower. Access to Level 4 (print, radio, television) and Level 5 (camera deck) is by elevator.

A pregame meal is served in the dining area of the press box 90 minutes before kickoff.

## Telephones

There are a limited number of telephones available along press row. They are for first-come, first-serve use only. It is suggested that media members wishing to have a private line contact Steve Prichard, director of telecommunications, at 615-898-2991. For specific line location, please list Mark Owens as the contact from the Athletic Department. Telephone lines for visiting radio networks have been installed by Middle Tennessee. Reciprocating trade agreements for these lines can be made by contacting Mark Owens at 615-898-5057.

## Media Will-Call

A media will-call window will be operated on game days at Floyd Stadium for the distribution of credentials that have not yet been picked up or mailed out. The designated pickup area is located at the foot of the elevator on the west side of Floyd Stadium.

## Stockstill Interviews

All interviews with Coach Stockstill should be directed through the Middle Tennessee Media Relations Office. Contact Mark Owens.

## Internet Guidelines

The acceptance of media credentials is an acknowledgement of Middle Tennessee's rights to the game and play-by-play coverage and an outlet's agreement to abide by any restrictions Middle Tennessee may place on real-time play-by-play coverage and use of comprehensive game statistics. Failure to abide by these restrictions implemented by MT may result in revocation of press credentials.

Middle Tennessee reserves the right to grant approval for distribution of real-time play-by-play, game-related statistics and information through the Internet. ("real time" is defined as any online media providing live, continual play-by-play coverage; in-game statistics; digital photographs; or audio or video of an event.)

## Web Site

All of Middle Tennessee's news releases and statistics as well as other information pertaining to the athletic department can be found at [GoBlueRaiders.com](http://GoBlueRaiders.com).

## Press Box Services

Complete individual and team statistics, play-by-play, and postgame quotes will be available to the media following each game. One hour prior to kickoff, media packets containing game programs, flipcards, updated stats, and game notes will be distributed in the media working area. A fax service is also available upon request.



# 2007 Primary Media List

2006 S J N BELT CONFERENCE CHAMPIONS



## Newspapers

Daily News Journal ..... 615-893-5860  
P.O. Box 68  
Murfreesboro, TN 37130  
Greg Pogue, Monte Hale, Adam Sparks  
pogue@dnj.com, hale@dnj.com, sparks@dnj.com

The Tennessean ..... 615-259-8000  
1100 Broadway  
Nashville, TN 37202  
Mike Towle (mtowle@tennessean.com)

Associated Press ..... 615-373-9988  
215 Centerview Drive, Suite 110  
Brentwood, TN 37027  
Teresa Walker (apnashville@ap.org)

Sidelines ..... 615-898-2816  
MTSU Box 42  
Murfreesboro, TN 37132  
Sports Editor (slsports@mtsu.edu)

Shelbyville Times-Gazette ..... 931-684-1200  
P.O. Box 380  
Shelbyville, TN 37162  
Danny Parker (dparker@t-g.com)

Chattanooga Free Press ..... 423-757-6273  
400 E. 11th St.  
Chattanooga, TN 37401  
Jay Greeson (sports@timesfreepress.com)

City Paper ..... 615-298-9833  
3322 West End Avenue, 10th Floor  
Nashville, TN 37203  
Terry McCormick  
tmccormick@nashvillecitypaper.com

Rutherford County Reader ..... 615-217-7414  
P.O. Box 10976  
Murfreesboro, TN 37129  
Danny Brewer (sportzbrew@aol.com)

Commercial Appeal ..... 901-529-2360  
495 Union Avenue  
Memphis, TN 38103  
Phil Stukenborg (sports@commercialappeal.com)

Tullahoma News ..... 931-455-4545  
P.O. Box 400  
Tullahoma, TN 37388  
Robert Holman (tnsprtd@lcs.net)

Knoxville News-Sentinel ..... 865-342-6398  
P.O. Box 59038  
Knoxville, TN 37950  
Sports Editor (sports@knews.com)

Columbia Daily Herald ..... 931-388-6464  
1115 South Main Street  
Columbia, TN 38401  
Marion Wilhoite (mwilhoite@c-dh.net)

Manchester Times ..... 931-728-7577  
300 North Spring Street  
Manchester, TN 37355  
Josh Peterson (mtsports@lcs.net)

Jackson Sun ..... 731-427-3333  
245 West Lafayette  
Jackson, TN 38301  
Dan Morris (dmorris@jacksonsun.com)

Cleveland Banner ..... 423-472-5041  
P.O. Box 3600  
Cleveland, TN 37320  
Richard Melvin (sports@clevelandbanner.com)

Kingsport Times ..... 423-392-1323  
701 Lynn Garden Drive  
Kingsport, TN 37760  
Ron Bliss (rbliss@timesnews.net)

## Television

WKRN TV 2 (ABC) ..... 615-248-7240  
441 Murfreesboro Road  
Nashville, TN 37210  
Chris Stout ..... sports@wkrn.com

WSMV TV 4 (NBC) ..... 615-353-2231  
P.O. Box 4  
Nashville, TN 37202  
Rudy Kalis ..... rkalis@wsmv.com

WTVF TV 5 (CBS) ..... 615-248-5285  
474 J. Robertson Parkway  
Nashville, TN 37219  
Hope Hines ..... sports@newschannel5.com

WZTV 17 (FOX) ..... 615-244-1717  
631 Mainstream Drive  
Nashville, TN 37228  
Paul Jones ..... pjones@fox17.com

MT TV 10 (Campus) ..... 615-898-5050  
MTSU Box 58  
Murfreesboro, TN 37132  
Director ..... mttv@mtsu.edu

## Radio

106.7 The Fan ..... 615-885-9986  
10 Music Circle East  
Nashville, TN 37203  
Bob Bell, Jonathan Shaffer, Jeff Diamond  
jonathan.shaffer@cumulus.com

104.5 The Zone ..... 615-244-9533  
P.O. Box 101604  
Nashville, TN 37224

### The Sports Zone (2-7 PM)

George Plaster, Willy Daunic, Darren McFarland  
chad.withrow@citcomm.com

### Wakeup Zone (6-9 AM)

Mark Howard, Frank Wycheck, Kevin Ingram

560 AM ..... 615-844-1039  
P.O. Box 90972  
Nashville, TN 37209  
Greg Pogue, Dave Coleman  
sportspage@wnsr.com

WLAC 1510 AM ..... 615-664-2400  
55 Music Square West  
Nashville, TN 37203  
Brent Dougherty, Duncan Stewart  
primetimesports@clearchannel.com

WGNS 1450 AM ..... 615-893-5373  
306 South Church Street  
Murfreesboro, TN 37130  
Sports Director  
news@1450wgns.com

WMOT 89.5 FM ..... 615-898-2800  
MTSU Box 3  
Murfreesboro, TN 37132  
Randy O'Brien, Sean Jacobs  
sjacobs@mtsu.edu

WMTS 88.3 FM ..... 615-898-5051  
MTSU Box 58  
Murfreesboro, TN 37132  
Sports Director ..... wmts@mtsu.edu

WJLE 101.7 FM ..... 615-597-4265  
2606 McMinnville Hwy.  
Smithville, TN 37166  
Tom Duggan  
wjlesports@hotmail.com



# Floyd Stadium

2006 SUN BELT CONFERENCE CHAMPIONS

- Media Information
- Preview
- Players
- About Middle Tennessee
- Staff
- 2006 Review
- Opponents
- History
- Records

Johnny "Red" Floyd Stadium provides Middle Tennessee with one of the finest football facilities in the region and in the Sun Belt Conference, and it has become the ideal place to spend a Thursday night or Saturday afternoon.

The 30,788-seat stadium has undergone numerous renovations through the years, the greatest of which was its expansion to the current seating capacity prior to the program's move into Division I-A in 1998. Fans certainly have enjoyed coming through the turnstiles and watching their Blue Raiders play at college football's highest level as evidenced by attendance increases in four straight seasons and five of the last six.

During this time, Middle Tennessee players have done their part to make sure fans enjoy a wholesome brand of football - and leave the stadium happy - as the Blue Raiders have won 24 of their last 34 games at home. The plush facility also has enabled Middle Tennessee to lure Maryland, Memphis, Virginia, and Georgia Tech to Murfreesboro for future home dates.

The most recent upgrade came during the summer of 2007 when a new state-of-the-art video board was installed. The 18'x32' Daktronics display board will enhance the overall atmosphere and bring fans even closer to the action.

During the summer of 2006, a new synthetic surface was installed to replace the outdated artificial turf. The surface is by Sportex and the brand used is PowerBlade, which is a special monofilament polyethylene infilled system designed to maximize player speed and performance and provide superior shock absorbency. Middle Tennessee is the first school in the country to use this top-of-the-line surface.

Floyd Stadium has become synonymous with the success of Blue Raider football, but the stadium in place today has come a long way since its humble beginnings. Several renovation projects have shaped the stadium from a mediocre field to the top-quality football facility it is today.

The story of Floyd Stadium begins in 1933 with the birth of Horace Jones Field. The site of Middle Tennessee's home turf consisted of a playing field and a few portable bleachers. This was the layout until a major renovation took place in the late 1940s that gave Horace Jones Field a concrete grandstand structure. The stadium remained the same until the first of a series of major renovations took place in 1960. The capacity of Floyd Stadium grew from 6,200 to 10,000 with new seating locations and the addition of a press area. In 1968, the facility saw



another major renovation. Construction more than doubled the seating capacity of the east grandstands, increasing capacity to approximately 14,000. In addition, a new, larger press box was added to the west side of the stadium. The face of Floyd Stadium changed again prior to the 1971 season. However, this change was not related to the grandstand infrastructure. The opening of Riverdale and Oakland high schools in Murfreesboro and the subsequent use of Floyd Stadium by these

schools prompted Middle Tennessee to install artificial turf on Horace Jones Field. The first MT game played on the turf took place Oct. 2, 1971, against Chattanooga. The Raiders did not disappoint, defeating the Mocs 23-13.

Success at the I-AA level and a desire to put the University into the national spotlight led to discussion of a move to NCAA Division I-A football. The qualifications for the move included an attendance average of 17,000 per game and a stadium seating at least 30,000.

1.	27,568	Tennessee State	9/5/98	W	28-27
2.	27,519	Southeast Missouri	9/28/02	L	24-14
3.	23,261	Florida Atlantic	8/28/03	L	20-19
4.	23,106	Idaho	10/6/01	W	70-58
5.	21,723	Troy State	9/8/01	W	54-17
6.	20,806	Tennessee Tech	9/14/06	W	44-0
7.	20,113	Arkansas State	11/3/01	W	54-6
8.	20,058	Florida International	8/31/06	W	7-6
9.	18,712	Florida Atlantic	11/4/06	W	35-14
10.	17,876	North Texas	9/10/05	L	14-7

The move to NCAA Division I-A football was the catalyst for the most recent renovation to Floyd Stadium. On August 24, 1995, the University announced plans for a \$25 million renovation, which was approved by the State Building Commission. After a lengthy bid process, ground was officially broken for the stadium in January

of 1997 with Turner Construction handling the project. Upon completion, the stadium featured 30,788 seats with only the east side grandstands remaining from the original structure. The old press box gave way to a five-story tower including luxury suites on the third level, a large press area and a few suites on the fourth level, and a camera deck on the fifth level. The renovation also included the addition of more chair-back seats as well as a club level.

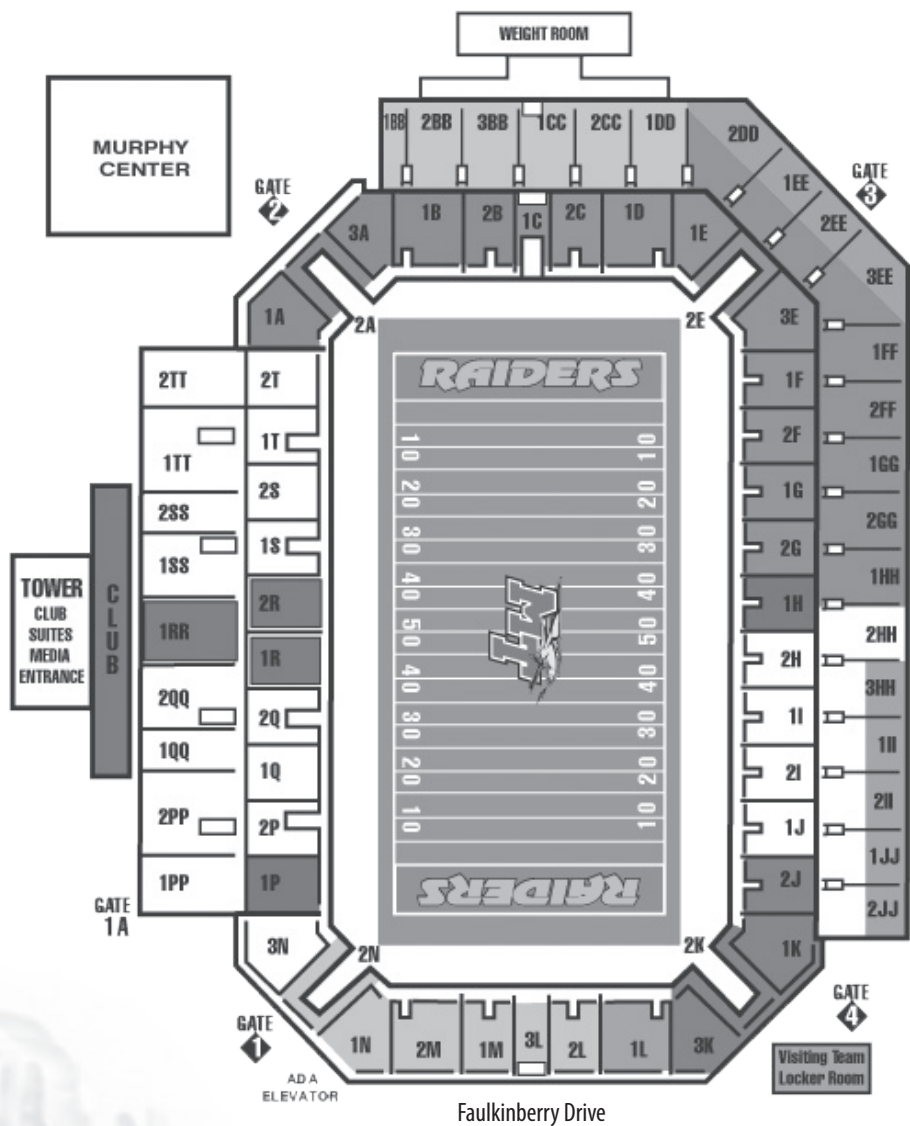
In addition to the spectator facilities, the stadium complex includes a team meeting room, position meeting rooms, a 10,000 square foot weight room for all Middle Tennessee teams, an academic center for Blue Raider student-athletes, and access to Murphy Athletic Center from the stadium via a walkway. The stadium also allows for further expansion that would provide an increase of approximately 40,000 seats, putting capacity over the 70,000 mark.

The first game in the renovated stadium took place on Sept. 5, 1998. The game, in which Middle Tennessee hosted local rival Tennessee State, drew a school and OVC record 27,568 fans. The attendance helped push Middle Tennessee over the top for its I-A qualifying attendance of 17,000 per game.

Floyd Stadium is not only the home of Blue Raider football: the TSSAA uses the facility as well. The high school state championship games, collectively called the Blue Cross Bowl, have been played at Floyd Stadium five years in a row. During its existence, Floyd Stadium has been the site of many thrilling victories and a few heartbreaking defeats. It has taken many forms and is now poised to become one of the nation's most recognized college football venues.

# Floyd Stadium

2006 SUN BELT CONFERENCE CHAMPIONS



## Floyd Stadium Quick Facts

Capacity: 30,788  
 First Game: 1933 vs Jacksonville State  
 MT Record: 250-94-13  
 Longest Win Streak: 31

## Important Dates


- 1933: Horace Jones Field Opens
- 1940: Permanent concrete stands added to Horace Jones Field
- 1956: 100th game - Oct. 6 vs EKU
- 1960: Horace Jones Field expanded to 10,000 seats
- 1968: Stadium officially becomes Johnny "Red" Floyd Stadium/Horace Jones Field
- 1968: Seating capacity expanded to 14,000
- 1971: Artificial turf installed
- 1975: 200th game - Oct. 18 vs Murray St.
- 1994: 300th game - Oct. 1 vs EKU
- 1998: Renovation expands seating capacity to 30,788
- 1998: Largest crowd (27,568) sees MT defeat TSU
- 2000: First-ever home game vs I-A opponent (Louisiana Tech)
- 2001: First SBC home game (Idaho)
- 2003: First BCS opponent at Floyd (Temple)
- 2006: Sportex Synthetic Turf installed
- 2007: New Daktronics Video Board installed

	Sideline / Bleacher Reserved
	Player Guests
	Chairbacks / Club
	Reserved Seating Family Fun Zone
	End zone / General Admission
	Student
	Visitor
	Visitor Overflow



Floyd Stadium is equipped with 16 indoor suites and 22 outdoor boxes.

Each suite has its own restroom, refrigerator, bar, lockable wood cabinets, and plush seating areas.



## Take advantage of one of the most dynamic marketing vehicles in the southeast region, become a Blue Raider Corporate Partner!

Middle Tennessee teamed with Nelligan Sports Marketing, Inc. (NSM) of New Jersey in January 2007 to manage the University's exclusive athletics marketing rights.


In addition to presenting the Blue Raiders to Fortune 500 companies across the nation, NSM will also play a key role in developing a grassroots campaign to market the University throughout the state and region.

NSM provides sales and marketing expertise for sports properties worldwide, building long-term relationships with clients through exceptional management of the properties represented and by maximizing revenue growth through their corporate relationships. NSM's high level sales executives have a proven track record

of exceptional revenue growth and management of the sports properties represented.

NSM represents some of the elite college properties, including the Pac-10 Conference, Ball State, Colo-

rado State, Rutgers, Marquette, Providence, Temple, Wisconsin-Green Bay, Princeton, and the Colonial Athletic Association and its ten member schools. NSM also enjoys partnerships with the Jimmy V Classic, the Dreyfus Holiday Festival, and the pre- and post-season NIT.



**Nelligan Sports Marketing, Inc.**

*For information call*  
**615-494-7614**



## Blue Raider Network



*Rick Stockstill chats with Charlie McAlexander during the coach's weekly radio show.*

The Blue Raider Network is blessed with two flagship stations for football and men's basketball. The local flagship is WGNS 1450 AM in Murfreesboro, and ESPN 106.7 The Fan serves as the flagship station in Nashville, Tennessee.

Middle Tennessee fans throughout the southeast region also can follow their favorite teams on WMOT FM 89.5, which reaches a three-state coverage area.

The combination of the three stations provides coverage to Middle Tennessee sports fans in a 100-mile radius of Murfreesboro.

WGNS and WNFN 106.7 The Fan carry all Blue Raider football and men's basketball games along with the Rick Stockstill and Kermit Davis radio shows.

ESPN 106.7 The Fan, a 50,000-watt station that originates all broadcasts, will carry Blue Raider football and basketball for the second year in 2007.


WGNS, which made its return to carrying Blue Raider athletics in 2005, blankets the local area by reaching to McMinnville to the east, Columbia to the west, and Gallatin to the north.

Campus station WMOT 89.5 FM will also broadcast

football and men's basketball games for Middle Tennessee in 2007-08. WMOT, a 100,000-watt station, reaches beyond Bowling Green, Ky., to the north and Cookeville, Tenn., to the east.

All Blue Raider football and men's basketball broadcasts can also be heard on the Internet at GoBlueRaiders.com.






PREVIEW PREVIEW PREVIEW PREVIEW PREVIEW PREVIEW PREVIEW



## Looking to build on momentum



Coming off its best season in the I-A era, Middle Tennessee will try to build on its momentum in 2007. The Blue Raiders, one of just 10 schools nationally to win four conference road games in 2006, were Sun Belt Conference champions and earned an at-large berth to the Motor City Bowl in Rick Stockstill's first year at the helm.

The Blue Raiders welcome back 13 starters, 34 lettermen, the first All-American since 1995, and five all-conference players in 2007.

"We are coming off an exciting season for our players and fans and I believe our players are buying into how to be a first-class program," said Stockstill. "We were successful because we did a solid job of protecting the football and did not give up big plays on defense, and we were solid on special teams; but I believe the biggest reason for our success was we played as a TEAM and cared about each other. We were not the most talented team but we were

extremely close. We have to continue to play smart, limit our penalties and turnovers, and we need to become a tougher football team as a whole. If we can do these things and develop depth as we go we can be a competitive football team in 2007."

Offensively, Middle Tennessee will have a new quarterback leading the Sun Belt's top scoring unit from 2006 following the graduation of three-year starter Clint Marks. The new signal-caller should have some capable weapons as all three starters at receiver return, along with the top three tight ends and a potentially very talented group of running backs.

A defense that set school records in sacks and tackles for loss returns the entire front line, including the all-time sack leader. The biggest question marks will be at linebacker, where the Blue Raiders lost all three starters, and in the secondary, where the team needs to build depth because there are only six scholarship players.

The area of special teams creates the most concern for Stockstill. Colby Smith, who handled placekicking and punting, was lost to graduation following a productive career. A host of walk-ons will battle for the two positions and it could take the coaches deep into August before they can make a decision.

### OFFENSE

One of the most efficient and disciplined offenses in the Sun Belt Conference last year, the Blue Raiders return six starters and 14 lettermen from that unit in 2007.

In 2006, Middle Tennessee had the top scoring offense in the league with Troy at 22.8 points per game while leading the SBC in fewest penalty yards and red zone scoring and registering a turnover margin of plus 6.

Offensive coordinator G. A. Mangus will have plenty of experience to work with, however, as the top five



leading receivers and two of the top three rushers will return.

The biggest question marks for Stockstill and Mangus will be finding a replacement for quarterback Clint Marks, two new starters on the offensive line, and all-conference running back Eugene Gross, who ended his career as one of the top scorers in school history.

"I think our offense improved throughout the season last year, but several reasons for those gradual improvements are no longer with our program as their eligibility expired," said Stockstill. "When you lose as many people up front as we did and then throw in your starting tailback and quarterback you have a lot of experience and holes to fill. We have some key players returning at significant positions but we will have a lot of new faces in some very important areas of our team in 2007. It is important that these new or returning players who simply lack experience exemplify the type of work ethic that made our offense more productive as the season progressed a year ago."

Following is a position-by-position look at the 2007 Blue Raiders:

## QUARTERBACK

The most often asked question in Murfreesboro has been "who will be the starter at quarterback on September 1?" After three years as the starter and 34 straight starts, Clint Marks has left the position wide open for 2007. Marks, an all-conference pick as a senior, ended his career ranked second all-time in passing yards, completions, and attempts at Middle Tennessee.

The question was answered quicker than most thought when Joe Craddock earned the job with a solid spring. Others fighting for playing time behind Craddock are Patrick Jackson, Salin Simpson, and Gene Delle Donne.

Craddock, a junior, completed 8 of 11 passes for 113 yards in the spring game to further solidify his starting spot. The Birmingham, Ala., native possesses a strong right arm and is capable of making plays with his feet. He has the most game experience of any quarterback on the roster after seeing action in nine games as a backup to Marks last year. Craddock completed 9 of 24 passes for 75 yards in limited snaps.

Jackson, a fifth-year senior, played in his first two career games in 2006 after turning in a 200-yard passing game in the spring. Jackson hopes to make a push for more playing time in his final year.

The future may include a lot of Simpson, a redshirt freshman from Lexington, Ky. The talented Simpson, who was rated one of the top 50 players in Kentucky coming out of high school, was the first quarterback recruited by Stockstill.

Also, heavily in the mix will be Delle Donne, a transfer from Duke who sat out last season. The former Prep Star All-American is a presence in the pocket at 6-5.

## RUNNING BACK

The Blue Raider running game showed vast improvement in 2006 and despite the loss of all-conference back Eugene Gross, the 2007 ball carriers possess tremendous potential, talent, and athleticism.

A four-year starter, Gross was the total package during his career. He finished seventh on the all-time rushing list, fourth in touchdowns scored, and became the leading receiver among backs all-time at Middle Tennessee.

Senior DeMarco McNair has been patiently waiting for his opportunity, and 2007 will be his time to shine. Known for his tough running, McNair rushed

for a career-best 586 yards last year to go with seven touchdowns and 16 receptions. The Thomson, Ga., native turned in a personal-best 98 yards rushing on only nine attempts in the win over Arkansas State on the road.

Sharing time with McNair will be sophomore Phillip Tanner, who spent 2006 as a safety on defense to help shore up depth problems. Tanner, who played in all 13 games last year, rushed for over 4,200 yards and 76 touchdowns at Justin Kimball High School in Texas. Tanner showed a flash of the future in the spring game by rushing for 104 yards and two touchdowns.

The electrifying Desmond Gee will also play a big role for the Blue Raiders in the running game. Gee, a first team all-conference selection as an all-purpose player, was the Blue Raiders' best playmaker a year ago. A running back and wide receiver, Gee accounted



for 27 receptions and three touchdowns while adding 277 yards on the ground and five scores. Gee led the team with a 4.5-yard per carry average.

The fullback position will be a battle between Hunter Birtsch and walk-ons Brodey Mann and Joseph Baydoun.

Birtsch, a senior from Knoxville, competed in 10 games and started a career-best four contests in 2006. Prior to his injury, Birtsch hauled in a personal-high four receptions for 27 yards. Birtsch will not compete in spring drills but hopes to be ready when fall camp opens in August.

Mann, a junior from Heath, Ohio, will also compete for playing time along with Baydoun.

## WIDE RECEIVER

A position that was young and inexperienced in 2006 should be much improved in 2007 as all three starters return along with the starting tight end.

The top-five leading receivers from last year all return including Bobby Williams, Taron Henry, Jonathan Grigsby, and Desmond Gee. Williams led the Blue Raiders with 36 receptions as a sophomore but suffered with inconsistency all season. The junior will be looked to for leadership and more consistency in 2007.

Henry, a local product from Murfreesboro, is ready for a breakout year in his final season in the blue and white. A 12-game starter during Middle Tennessee's championship season, Henry registered 16 receptions for 247 yards and a touchdown.


The most consistent receiver for the Blue Raiders in 2006 was Grigsby. The former walk-on enjoyed a career year with 24 catches for 319 yards to rank third on the team. The senior collected seven receptions at Maryland and ended the season with five grabs for a career-best 86 yards in the Motor City Bowl.

Gee, who will also see time at running back, was the playmaker of the group in 2006 with 27 receptions and three touchdowns. Over the final seven games of the season, Gee hauled in 25 catches, including a personal-best nine at the Motor City Bowl.

Also in the mix for playing time will be Michael Cannon, Patrick Honeycutt, and Dale Galvin. Cannon played in seven games last year and had two receptions, but struggled with an injury in the middle of the season which cost him three games.

The biggest addition to the receiving corps could be Honeycutt. The sophomore missed the entire 2006 season with a knee injury after working his way into a starting job with a solid fall camp. The Pelham, Ala., native is a sure-handed receiver who runs great routes and will be a key ingredient in 2007.

Another player who could get playing time after



missing 2006 is Galvin. The sophomore has yet to play in a college game after being redshirted in 2005 and sitting out for academics last season. He has to become a lot more dependable before he sees any playing time.

All four tight ends return to the fold in 2006 to make it one of the most experienced positions on the team. The tight end spot accounted for 18 receptions and two touchdowns in 2006.

Clinton Corder, a senior from nearby Brentwood, is the returning starter. In 2006, Corder registered a personal-best eight receptions after playing in all 13 games and earning nine starts.

Corder's backup and sometime starter is Stephen Chicola who has 52 career receptions in his three seasons. The Jacksonville, Fla., product led all tight

ends last year with nine catches and two touchdowns. Chicola has good hands but needs to continue improvement as a blocker.

Redshirt freshman Alvin Ingle will push Corder and Chicola for playing time. Ingle played in two games last year before suffering a season-ending injury. The Madison, Tenn., native had worked himself into a starting job in fall camp before another injury cost him valuable practice time. Unfortunately, Ingle did not participate in spring drills, but he should be a factor at the position before the season ends.

Junior John Marc Stephens, a former offensive lineman and fullback, will also vie for playing time. Stephens had one reception in 11 games played.



## OFFENSIVE LINE

The Blue Raiders return three starters from last year's unit, which helped produce the Sun Belt's highest-scoring offense. Replacements for all-conference performer Germayle Franklin and the steady Marcus Gates and Paul Cantrell must be found.

Leading the way up front will be returning starters Franklin Dunbar, Brandon Nix, and Mark Thompson. Dunbar, a second team all-conference pick in 2006, was the only lineman to play and start all 13 games a year ago. An aggressive and physical player, Dunbar enjoyed a productive offseason and looks to become one of the elite linemen in the Sun Belt.

Nix also brings a level of toughness to the offensive line, where he started at guard in nine of 13 games last season. The senior had a cumulative grade of 72.2

percent a year ago to go along with 34 knockdowns.

Thompson, a sophomore out of Hickory, Tenn., played in all 13 games and had seven starts with six at guard and one at tackle. Thompson, who did not participate in spring drills due to an injury, recorded 31 knockdowns in 2006 and will be the starter at right tackle.

Also vying for a spot in the starting rotation will be Jamal Lewis, Richard Bortner, David Price, and Chris Hawkins. Lewis is a promising redshirt freshman who spent most of 2006 listed number two at left tackle behind Dunbar. The coaches feel he has a bright future, and he is penciled in as the starting left guard entering fall camp.

Bortner, a six-game starter in 2005, saw most of his snaps last year on special teams. The Blue Raiders

need the Crestview, Fla., product to step up his play and solidify his spot at right guard. At 6-6, 330, Bortner gives the Blue Raiders good size up front.

Junior David Price out of Jacksonville, Fla., will backup at both tackle positions. Price played in nine games last year including three as a starter at guard.

Another promising player up front will be redshirt freshman Hawkins. After sitting out last year, the coaches feel the Lexington, Ky., native has a bright future in Murfreesboro.

Freshman Jake Padrick and redshirt freshman Evon Lettsome will provide depth and push for playing time in 2007. Padrick is a promising newcomer who enrolled in January and Lettsome sat out last year in order to get more acclimated to the college game.

Junior Chris Ritter and redshirt freshman J. C. Moore will also be in the mix.

## DEFENSE

Middle Tennessee's defense, under the direction of Manny Diaz, lost four starters from last year's surprising group but will still welcome back a wealth of talent. The Blue Raiders return seven starters and 18 lettermen, along with the leader in quarterback sacks, tackles for loss, and interceptions.


Keying Middle Tennessee's first bowl berth in the I-A era was a defense that set school records in sacks and tackles for loss while allowing just 38 points combined in the second half of SBC action. The unit was also opportunistic, scoring four touchdowns and forcing 27 turnovers.

The Blue Raiders should be solid up front with all four starters returning including two all-conference performers. The defense will not be as fortunate at linebacker, where all three starters departed to create a wide-open battle for playing time during the spring and fall camp.

The secondary lost just one starter and returns All-American Damon Nickson and the steady Bradley Robinson. The Milton, Fla., native had five interceptions and proved to be quite a weapon with the ball in his hands.

"I was probably more pleased with the play of our defense from start to finish than any area of our team last year," said Stockstill. "We did the types of things on defense that can make it difficult on opposing offenses; we forced turnovers; we got pressure on the quarterback; and we had several tackles for loss. All of these things make your football team better in every area because if you are forcing turnovers then your offense is usually put into a good situation, and the lost yardage plays generally put offenses in a down and distance





Also at end is senior Sean Mosley, who started all 13 games in 2006 and produced a career season. The Sylvania, Ga., native collected 40 tackles, 9.5 tackles for loss, and two sacks and forced a team-high four fumbles in helping lead one of the top defenses in the SBC.

The inside of the defensive line returns Trevor Jenkins and Wes Hofacker, who combined for 24 of a possible 26 starts in 2006. Jenkins started all 13 games and collected 35 tackles and 10.5 tackles for loss, while Hofacker added 19 tackles in his first season on the line.

Backups Jonathan Presley, Derek Mason, and Chris McCoy combined to play in 34 total games in 2006, and all three look to be improved in 2007. Presley, a junior from Jacksonville, Fla., competed in all 13 games and had one start at tackle on his way to recording 13 tackles and a sack.

Mason, who has impressed coaches with his effort in the offseason, looks to be a major contributor in his senior season. The former offensive lineman played in 10 total games and tallied four tackles.

McCoy, who played defensive end in 2006 but could see more time at tackle in 2007, had six tackles, a sack, and a forced fumble in 11 games last year. The sophomore has good size and athleticism and should provide valuable depth.

Also figuring in for playing time will be senior Chris Anderson, junior Brandon Perry, and freshman Andre Wicker.

## LINEBACKER

Middle Tennessee is blessed with experience on the defensive line but is not as fortunate at linebacker. All three starters from 2006 including all-conference picks J. K. Sabb and Justin Rainey, will not return. Sabb and Rainey were the team's top two tacklers a year ago.

The most experience at linebacker belongs to Chance Dunleavy, Lonnie Clemons, and Danny Carmichael.

Dunleavy started at linebacker in the opener last year before suffering an injury and missing the remainder of the season. The senior redshirted and will return in 2007. As a junior, the West Covina, Calif., native played in 11 games and collected 31 tackles and two sacks.

Clemons is coming off his best season as a Blue Raider after recording 22 tackles and his first interception in 2006. A junior from Milledgeville, Ga., Clemons played in 12 games last year and earned five starts while also registering a 40-yard fumble return for a touchdown and a six-tackle game at Arkansas State.

Sophomore Danny Carmichael will also be a heavy contributor and compete for starting duties in 2007.

where it is difficult to convert and make first downs.

"We need to build on the success of last season and continue to have an exciting, aggressive, defensive football team. We do have a lot of quality returning on the defensive front, but a big key for us is going to be what shakes out at the linebacker positions and whether we are able to develop quality depth there as well as in our secondary."

Following is a closer look at the 2007 defense:

## DEFENSIVE LINE

The anchor of any defense is the players up front and Middle Tennessee is blessed to have all four starters and all four backups returning in 2007. Last year's

unit accounted for 22 sacks, 54 tackles for loss, and eight forced fumbles while leading the SBC in rushing defense.

Headlining the group are all-conference ends Erik Walden and Tavares Jones. Walden is coming off a career year in which he totaled 48 tackles, a school-record 11.5 sacks to rank 10th nationally, and 14.5 tackles for loss. Along the way, the senior also became Middle Tennessee's all-time leader in sacks by running his mark to 20.5.

The other half of this dynamic duo is Jones, who coaches say has an unbelievable motor. In his first year as a defensive end, Jones turned in a career season with 38 stops, 9.5 tackles for loss, and 5.5 sacks.



As a true freshman last year, Carmichael collected 26 tackles, 3.5 tackles for loss, and a sack. In a win at Arkansas State, Carmichael turned in a 10-tackle effort to lead the defense.

Also in the hunt for playing time will be senior Derek Shropshire and sophomore Cam Robinson. Shropshire, out of Oak Ridge, Tenn., competed in all 13 games in his first year with the Blue Raiders with the majority of his snaps coming on special teams. Robinson played in 12 games in 2006 and was a regular on special teams.

The biggest impact at linebacker could come from newcomers Andrew Harrington and Ivon Hickmon. Both enrolled in January after playing the previous two seasons together at East Central Mississippi Community College. Harrington earned the starting job at the "sam" position with a productive spring, but Hickmon missed the second half of drills with an injury, which slowed his progress.



## SAFETIES

Middle Tennessee returns one of two starters at the safety positions.

Senior Damon Nickson is back to man the free safety spot after registering the best season of his career in 2006. Nickson had a memorable junior year, becoming the first All-American in the I-A era at Middle Tennessee, being voted first team all-conference at

two different positions, and gaining National Defensive Player of the Week honors. Nickson finished 2006 with 61 tackles, three tackles for loss, a sack, and five interceptions.

The strong safety spot will be a battle between Anthony Glover and Dana Stewart to replace the graduated Jonathan Harris. Glover, who was moved from linebacker to safety last spring, sat out the 2006 season due to academic restrictions. A redshirt junior, Glover played in 2004 and 2005 but most of his action came on special teams.

Competing with Glover will be Stewart who is coming off his best year as a Blue Raider. The senior from Springfield, Tenn., collected a career best 35 tackles last season while playing in all 13 games and picking up one start.

Also competing for playing time at safety will be walk-on Josh Gregory, who transferred from Auburn.

## SPECIAL TEAMS

The most unknown area on the team has to find a replacement for do-everything, all-conference player Colby Smith. Smith handled punting and placekicking the previous three years while also taking care of a lot of kickoffs for the Blue Raiders.

Placekicking duties will be a battle between junior Matt King and Marshall transfer David DeFatta. King, a junior, has never attempted a field goal in a collegiate game but does possess a strong leg. DeFatta attempted just three field goals at Marshall.

The punting job will likely come down to Richard Billings and DeFatta. Billings, a transfer from Alabama State, averaged 44.5 yards a punt during the spring game. DeFatta, from nearby Franklin, averaged 42.3 yards a punt during his prep career.

## 2007 Spring Awards



**Dr. Sidney A. McPhee Senior Academic Award**  
Brandon Nix

**Dr. James E. Walker Junior Academic Award**  
Trevor Jenkins

**Dr. Don Craig Sophomore Academic Award**  
Bobby Williams

**Jeanne Massaquoi Freshman Academic Award**  
Chris Hawkins

**Most Dependable Quarterback**  
Joe Craddock

**Most Dependable Running Back**  
Phillip Tanner

**Most Dependable Wide Receiver**  
Patrick Honeycutt

**Most Dependable Tight End**  
Clint Corder

**Most Dependable Offensive Line**  
Franklin Dunbar

**Most Dependable Defensive Line**  
Tavares Jones

**Most Dependable Linebacker**  
Danny Carmichael

**Most Dependable Safety**  
Damon Nickson

**Most Dependable Corner**  
Bradley Robinson

**Most Dependable Specialist**  
Matt King

**Most Improved Strength Training Quarterback**  
Joe Craddock

**Most Improved Strength Training Running Back**  
Phillip Tanner

**Most Improved Strength Training Wide Receiver**  
Bobby Williams

**Most Improved Strength Training Tight End**  
Clint Corder

**Most Improved Strength Training Offensive Line**  
Franklin Dunbar

**Most Improved Strength Training Defensive Line**  
Derek Mason

**Most Improved Strength Training Linebacker**  
Danny Carmichael

**Most Improved Strength Training Safety**  
Josh Gregory

**Most Improved Strength Training Corner**  
Alex Suber

**Most Improved Strength Training Specialist**  
Adam Wade

## CORNERS

Depth at cornerback is a major concern for the Blue Raiders in 2007 as both starters return but only one experienced backup.

Bradley Robinson, a three-year starter with nine career interceptions, rates as one of the best at his position in the Sun Belt Conference. The Duncan, S.C., product had 37 tackles and two interceptions in 11 games last year and should man the left side in 2007.

The favorite at right cornerback will be junior Alex Suber, who made the move from running back to cornerback following the second game last season. Suber did a solid job in his first season in the secondary by collecting 17 tackles and earning four starts, including a start and three tackles in the Motor City Bowl.

Roy Polite, who started six games at right corner and three at left last year, missed spring drills while sitting out for disciplinary reasons. The senior rejoined the team in May and could be a contributor in 2007 after collecting 34 tackles, eight pass breakups, and an interception in 2006.



# 2007 Starters Returning/Lost

2006 SUN BELT CONFERENCE CHAMPIONS



Marcus Brandon



Paul Cantrell




Germayle Franklin



Marcus Gates



Jonathan Harris



Clint Marks



Justin Rainey

## Offense

### Returning (6)

Name	Pos.	Ht.	Wt.	Cl.	Key Stats
Clinton Corder	TE	6-3	245	r-Sr.	Started nine games and had a personal-best eight receptions
Franklin Dunbar	OL	6-5	320	r-Jr.	Second Team All-Conference in 2006 ... Started all 13 games
Taron Henry	WR	6-1	189	r-Sr.	Fourth on team with 16 receptions for 247 yards
Brandon Nix	OL	6-4	296	Sr.	Earned nine starts and played in all 13 contests
Mark Thompson	OL	6-4	312	r-So.	Had seven starts and saw action in all 13 games
Bobby Williams	WR	6-3	196	Jr.	Led team with 36 catches for 378 yards

### Lost (5)

Name	Pos.	Ht.	Wt.	Cl.	Key Stats
Paul Cantrell	OL	6-5	315	r-Sr.	Started all 12 games he played in 2006
Germayle Franklin	OL	6-4	320	r-Sr.	Second Team All-Conference
Marcus Gates	OL	6-2	285	r-Sr.	Started nine games and played in 11
Eugene Gross	RB	5-9	208	r-Sr.	Second Team All-Conference ... Led team in rushing
Clint Marks	QB	6-2	200	r-Sr.	Second Team All-Conference ... Started 34 straight games

## Defense

### Returning (7)

Name	Pos.	Ht.	Wt.	Cl.	Key Stats
Wes Hofacker	DL	6-2	260	r-Jr.	Earned 11 starts and played in all 13 games
Trevor Jenkins	DL	6-1	285	Jr.	Career-best 35 tackles and 10.5 TFLs
Tavares Jones	DE	6-2	242	Sr.	First Team All-Conference
Sean Mosley	DE	6-2	260	r-Sr.	Started all 13 games and had a career-best 40 tackles
Damon Nickson	S	6-0	177	Sr.	A Second Team All-American
Roy Polite	CB	6-0	188	Sr.	Started 10 games
Bradley Robinson	CB	5-10	175	r-Sr.	Had 37 tackles and two interceptions

### Lost (4)

Name	Pos.	Ht.	Wt.	Cl.	Key Stats
Marcus Brandon	LB	5-11	215	r-Sr.	Had a career year with 49 tackles and 5.5 TFLs
Jonathan Harris	S	5-10	205	Sr.	Started and played in 12 games
Justin Rainey	LB	6-0	222	r-Sr.	Second Team All-Conference ... Shared team lead with 69 stops
J. K. Sabb	LB	5-11	221	Sr.	First Team All-Conference ... Shared team lead with 69 tackles

## Special Teams

### Returning (2)

Name	Pos.	Ht.	Wt.	Cl.	Key Stats
Matt King	PK	5-10	190	r-Jr.	Handled all kickoffs in 2006
Jonathan Parks	DS	6-0	230	r-Sr.	Was the starter for all 13 games

### Lost (2)

Name	Pos.	Ht.	Wt.	Cl.	Key Stats
Luke Paschall	H	5-10	181	r-Sr.	Played in all 13 games and also saw action as a receiver
Colby Smith	PK/P	5-9	190	r-Sr.	First Team All-Conference as a punter



# 2007 Preseason Depth Chart

2006 SUN BELT CONFERENCE CHAMPIONS



## OFFENSE

<b>QUARTERBACK</b>	12	Joe Craddock (5-11, 200, r-Jr.)	10	Patrick Jackson (6-0, 192, r-Sr.)
<b>FULLBACK</b>	37	Brodey Mann (6-1, 241, r-Jr.)	38	Hunter Birtsch (5-11, 241, r-Sr.)
<b>TAILBACK</b>	22	DeMarco McNair <b>OR</b> 2 Desmond Gee	21	Phillip Tanner (6-0, 200, So.)
<b>X</b>	1	Bobby Williams (6-3, 196, Jr.)	89	Rod Taylor (6-2, 200, r-So.)
<b>Z</b>	83	Jonathan Grigsby (5-9, 186, r-Sr.)	17	Patrick Honeycutt (5-9, 173, r-So.)
<b>B</b>	4	Taron Henry (6-1, 189, r-Sr.)	13	Michael Cannon (5-10, 180, Jr.)
<b>LEFT TACKLE</b>	54	Franklin Dunbar (6-5, 320, r-Jr.)	77	David Price (6-4, 312, r-Jr.)
<b>LEFT GUARD</b>	76	Jamal Lewis (6-4, 295, r-Fr.)	75	Chris Hawkins (6-3, 285, r-Fr.)
<b>CENTER</b>	79	Brandon Nix (6-4, 296, Sr.)	71	Jake Padrick (6-0, 297, Fr.)
<b>RIGHT GUARD</b>	70	Richard Bortner (6-6, 327, r-Jr.)	62	Evon Lettsome (6-4, 287, r-Fr.)
<b>RIGHT TACKLE</b>	72	Mark Thompson (6-4, 312, r-So.)	69	J.C. Moore (6-6, 320, r-Fr.)
<b>TIGHT END</b>	80	Clinton Corder (6-3, 245, r-Sr.)	85	Stephen Chicola (6-4, 258, Sr.)

## DEFENSE

<b>LEFT END</b>	19	Tavares Jones (6-2, 242, Sr.)	49	Andre Wicker (6-1, 265, r-Fr.)
<b>NOSE GUARD</b>	97	Trevor Jenkins (6-1, 285, Jr.)	92	Brandon Perry (6-1, 325, Jr.)
<b>TACKLE</b>	78	Derek Mason <b>OR</b> 56 Wes Hofacker	95	Jonathan Presley <b>OR</b> 98 Chris McCoy
<b>RIGHT END</b>	43	Erik Walden (6-2, 238, r-Sr.) <b>OR</b>	45	Sean Mosley (6-2, 260, r-Sr.)
<b>SAM LINEBACKER</b>	55	Andrew Harrington (6-2, 220, Jr.)	46	Derek Shropshire (6-3, 236, Sr.)
<b>MIKE LINEBACKER</b>	11	Chance Dunleavy (6-2, 238, r-Sr.)	44	Danny Carmichael (6-0, 240, So.)
<b>WILL LINEBACKER</b>	29	Lonnie Clemons (6-1, 230, r-Jr.)	27	Ivon Hickmon (6-1, 215, Jr.)
<b>LEFT CORNER</b>	24	Bradley Robinson (5-10, 175, r-Sr.)	31	David Raymond (5-10, 174, r-Jr.)
<b>STRONG SAFETY</b>	37	Anthony Glover (6-2, 218, r-Jr.)	32	Dana Stewart (6-0, 198, r-Sr.)
<b>FREE SAFETY</b>	5	Damon Nickson (6-0, 177, Sr.)	28	Josh Gregory (5-9, 194, So.)
<b>RIGHT CORNER</b>	7	Alex Suber (5-9, 163, Jr.)		Sherman Neal (5-9, 170, r-So.)

## SPECIALISTS

<b>PLACEKICKER</b>	35	Matt King (5-10, 190, r-Jr.)		David DeFatta (5-9, 195, So.)
<b>PUNTER</b>	36	Richard Billings (6-2, 202, So.)		David DeFatta (5-9, 195, So.)
<b>SNAPPER</b>	48	Adam Wade (5-10, 210, r-Fr.) <b>OR</b>	42	Jonathan Parks (6-0, 230, Sr.)
<b>HOLDER</b>	17	Patrick Honeycutt (5-9, 173, r-So.)	83	Jonathan Grigsby (5-9, 186, r-Sr.)
<b>KICKOFF RETURNER</b>	5	Damon Nickson (6-0, 177, Sr.)	21	Phillip Tanner (6-0, 200, So.)



# 2007 Rosters

2006 SUN BELT CONFERENCE CHAMPIONS

## Numerical

NO	NAME	POS	HT	WT	CL	B'DAY	LETTERS	HOMETOWN/HS or JC
1	Bobby Williams	WR	6-3	196	Jr.	11/26/85	2	Jacksonville, FL/Raines HS
2	Desmond Gee	RB/WR	5-8	163	So.	11/8/87	1	Greenville, FL/Madison Co. HS
3	Salin Simpson	QB	6-3	210	r-Fr.	5/12/87	0	Lexington, KY/Henry Clay HS
4	Taron Henry	WR	6-1	189	r-Sr.	4/18/84	3	Murfreesboro, TN/Riverdale HS
5	Damon Nickson	S	6-0	177	Sr.	9/9/84	3	Milton, FL/Milton HS
6	Rod Issac	CB	5-11	168	Fr.	2/20/89	0	Miami, FL/Miami-Dade Central HS
7	Alex Suber	CB	5-9	163	Jr.	12/1/86	2	Tampa, FL/Thomas Jefferson HS
8	Anthony Glover	S	6-2	218	r-Jr.	12/2/85	2	Decatur, GA/McNair
9	Dwight Dasher	QB	5-10	198	Fr.	8/5/88	0	Folkston, GA/Charlton County HS
10	Patrick Jackson	QB	6-0	192	r-Sr.	9/19/84	0	Macon, GA/First Presbyterian Day Sch.
11	Chance Dunleavy	LB	6-2	238	r-Sr.	1/27/85	1	West Covina, CA/South Hills HS
12	Joe Craddock	QB	5-11	200	r-Jr.	9/7/85	0	Birmingham, AL/Briarwood Christian
13	Michael Cannon	WR	5-10	180	Jr.	12/1/86	0	Memphis, TN/Whitehaven HS
15	D.D. Kyles	WR	6-1	190	Fr.	6/26/88	0	Tampa, FL/Armwood HS
16	Gene Delle Donne	QB	6-5	240	r-So.	1/14/87	0	Wilmington, DE/Salesianum HS
17	Patrick Honeycutt	WR	5-9	173	r-So.	12/30/86	0	Pelham, AL/Spain Park HS
18	Landon Givers	LB	6-2	205	Fr.	1/10/89	0	Hampton, VA/Phoebus HS
19	Tavares Jones	DE	6-2	242	Sr.	3/30/86	3	Swainsboro, GA/Swainsboro HS
20	Jeremy Kellem	CB	5-10	175	Fr.	6/6/89	0	N. Lauderdale, FL/Deerfield Beach HS
21	Phillip Tanner	RB	6-0	200	So.	8/8/88	1	Dallas, TX/Kimball HS
22	DeMarco McNair	RB	5-11	195	r-Sr.	3/21/85	2	Thomson, GA/Thomson HS
24	Bradley Robinson	CB	5-10	175	r-Sr.	1/24/85	3	Duncan, SC/James F. Byrnes HS
25	Ted Riley	CB	6-1	190	Jr.	12/28/84	0	Boynton Beach, FL/Eastern Arizona CC
26	Roy Polite	CB	6-0	188	Sr.	11/30/85	3	Jacksonville, FL/Fletcher Sr. HS
27	Ivon Hickmon	LB	6-1	215	Jr.	7/1/86	0	Lake, MS/East Central Mississippi JC
28	Josh Gregory	S	5-9	194	So.	11/18/86	0	Huntsville, AL/Lincoln Co. HS
29	Lonnie Clemons	LB	6-1	230	r-Jr.	9/12/85	2	Milledgeville, GA/Baldwin HS
30	Cam Robinson	LB	6-1	220	So.	3/21/88	1	Stevenson, AL/North Jackson HS
31	David Raymond	CB	5-10	174	r-Jr.	5/24/85	0	Atlanta, GA/Dalton HS
32	Dana Stewart	S	6-0	198	r-Sr.	6/18/84	3	Springfield, TN/Springfield HS
33	Kevin Brown	S	6-1	185	Fr.	7/26/89	0	Tampa, FL/Jefferson HS
34	Marquise Branton	RB	5-11	217	Fr.	7/21/89	0	Seffner, FL/Armwood HS
35	Matt King	P	5-10	190	r-Jr.	1/29/86	1	Valdosta, GA/Valdosta HS
36	Richard Billings	K/P	6-2	197	So.	8/24/86	0	Memphis, TN/Cordova HS
37	Brodey Mann	FB	6-1	241	r-Jr.	11/19/85	0	Heath, OH/Heath HS
38	Hunter Birtsch	FB	5-11	241	r-Sr.	8/14/85	3	Knoxville, TN/Bearden HS
40	Wesley Hale	FB	6-1	232	Fr.	12/28/88	0	Morristown, TN/Morristown West HS
41	John Marc Stephens	TE	6-4	256	r-Jr.	11/15/85	1	Murfreesboro, TN/Blackman HS
42	Jonathan Parks	DS	6-0	230	r-Sr.	7/6/84	3	Nashville, TN/Hunters Lane HS
43	Erik Walden	DE	6-2	238	r-Sr.	8/21/85	3	Dublin, GA/Dublin HS
44	Danny Carmichael	LB	6-0	240	So.	5/24/88	1	Woodstock, GA/Woodstock HS
45	Sean Mosley	DE	6-2	260	r-Sr.	10/4/84	3	Sylvania, GA/Screven Co. HS
46	Derek Shropshire	LB	6-3	236	Sr.	3/20/84	1	Oak Ridge, TN/Oak Ridge HS
47	Dwight Smith	DT	6-1	270	Fr.	9/5/88	0	Swainsboro, GA/Swainsboro HS
48	Adam Wade	DS	5-10	210	r-Fr.	1/21/88	0	Florence, SC/South Florence HS
49	Andre Wicker	DL	6-1	265	r-Fr.	11/5/87	0	Atlanta, GA/Booker T. Washington HS
50	Colin Boss	OL	6-4	324	Fr.	7/17/89	0	Tampa, FL/Berkeley Prep
51	SaCoby Carter	DE	6-2	235	Fr.	9/24/88	0	Hawkinsville, GA/Hawkinsville HS
52	Antwan Davis	LB	6-1	206	Fr.	7/2/89	0	Ft. Lauderdale, FL/St. Thomas Aquinas HS
54	Franklin Dunbar	OL	6-5	320	r-Jr.	3/12/85	2	Waycross, GA/Ware Co. HS
55	Andrew Harrington	LB	6-2	220	Jr.	11/16/85	0	Dekalb, MS/East Central Mississippi JC
56	Wes Hofacker	DL	6-2	260	r-Jr.	1/21/86	1	Allen, TX/Allen HS
57	Ryan Cooper	OL	6-5	325	So.	10/18/86	0	Danville, IL/Schlarman HS
60	Jason Gullely	DE	5-11	225	r-Jr.	6/23/81	0	Hendersonville, TN/Hunters Lane HS
62	Evon Lettsome	OL	6-4	287	r-Fr.	8/21/88	0	Apopka, FL/Apopka HS
63	Chris Ritter	OL	6-2	300	r-Jr.	2/5/86	0	Shalimar, FL/Choctawhatchee HS
69	J.C. Moore	OL	6-6	320	r-Fr.	7/6/88	0	Forest, MS/Forest HS

## Alphabetical

No.	Name	Position
	Shane Adams	LB
90	Chris Anderson	DL
	Andrew Banks	QB
	Joseph Baydoun	FB
	Demetrius Beard	CB
36	Richard Billings	K/P
38	Hunter Birtsch	OL
70	Richard Bortner	OL
50	Colin Boss	OL
34	Marquise Branton	RB
	Jay Brooks	CB
33	Kevin Brown	S
81	Wes Caldwell	WR
13	Michael Cannon	WR
44	Danny Carmichael	LB
51	SaCoby Carter	DE
85	Stephen Chicola	TE
29	Lonnie Clemons	LB
93	Demarcus Cleveland	DT
	Nicholas Coleman	QB
57	Ryan Cooper	OL
80	Clinton Corder	TE
12	Joe Craddock	QB
9	Dwight Dasher	QB
52	Antwan Davis	LB
	David DeFatta	PK
16	Gene Delle Donne	QB
87	Walter Dozier	WR
	Caleb Dugger	WR
54	Franklin Dunbar	OL
11	Chance Dunleavy	LB
	Devin Dutton	LB
	Blake Engelhardt	TE
74	Mark Fisher	OL
84	Dale Galvin	WR
2	Desmond Gee	RB/WR
18	Landon Givers	LB
8	Anthony Glover	S
	Ben Graves	WR
28	Josh Gregory	S
83	Jonathan Grigsby	WR
60	Jason Gullely	DE
40	Wesley Hale	FB
55	Andrew Harrington	LB
75	Chris Hawkins	OL
4	Taron Henry	WR
27	Ivon Hickmon	LB
99	Antonio Hill	DL
	Michael Hinson	P
56	Wes Hofacker	DL
17	Patrick Honeycutt	WR
82	Alvin Ingle	TE
6	Rod Issac	CB
10	Patrick Jackson	QB
97	Trevor Jenkins	DL
	Chris Johnson	WR
19	Tavares Jones	DE
20	Jeremy Kellem	CB
35	Matt King	K

# 2007 Rosters

2006 SJN BELT CONFERENCE CHAMPIONS



70	Richard Bortner	OL	6-6	327	r-Jr.	5/2/86	2	Crestview, FL/Crestview HS
71	Jake Padrick	OL	6-0	297	Fr.	1/15/88	0	Ft. Pierce, FL/U.S. Air Force Prep Academy
72	Mark Thompson	OL	6-4	312	r-So.	12/29/86	1	Old Hickory, TN/DCA
74	Mark Fisher	OL	6-4	265	Fr.	1/13/89	0	Nashville, TN/Goodpasture HS
75	Chris Hawkins	OL	6-3	285	r-Fr.	10/26/87	0	Lexington, KY/Henry Clay HS
76	Jamal Lewis	OL	6-4	295	r-Fr.	9/2/88	0	Huntsville, AL/Butler HS
77	David Price	OL	6-4	312	r-Jr.	12/18/84	1	Jacksonville, FL/Mandarin HS
78	Mike Williams	OL	6-3	260	Fr.	12/29/88	0	Tampa, FL/Jefferson HS
79	Brandon Nix	OL	6-4	296	Sr.	1/17/86	3	Talladega, AL/Coosa Valley Academy
80	Clinton Corder	TE	6-3	245	r-Sr.	7/24/84	3	Brentwood, TN/CPA
81	Wes Caldwell	WR	6-2	170	Fr.	2/20/89	0	Lexington, KY/Catholic HS
82	Alvin Ingle	TE	6-2	240	r-Fr.	4/26/88	0	Madison, TN/Pope John Paul II
83	Jonathan Grigsby	WR	5-9	186	r-Sr.	10/23/84	2	Franklin, TN/Fred J. Page HS
84	Dale Galvin	WR	6-1	210	r-So.	2/4/87	0	Bunnell, FL (Flagler Palm Coast)
85	Stephen Chicola	TE	6-4	258	Sr.	10/1/85	3	Jacksonville, FL/The Bolles School
86	Byron McLeod	TE	6-2	215	Fr.	11/28/88	0	Tampa, FL/Jefferson HS
87	Walter Dozier	WR	6-0	195	Fr.	12/14/88	0	Chattanooga, TN/McCallie HS
88	Jay Robinson	WR	6-3	200	r-So.	11/27/86	0	Wetumpka, AL/Wetumpka HS
89	Rod Taylor	WR	6-2	200	r-So.	9/18/85	1	Atlanta, GA/Rockdale HS
90	Chris Anderson	DL	6-2	270	r-Sr.	9/11/82	0	Jacksonville, FL/Mandarin HS
91	Emmanuel Perez	DE	6-2	220	Fr.	11/29/88	0	Miramar, FL/Everglades HS
92	Brandon Perry	DL	6-1	325	Jr.	4/29/86	1	Hawkinsville, GA/Hawkinsville HS
93	Demarcus Cleveland	DT	6-2	248	Fr.	4/26/88	0	Tampa, FL/Jefferson HS
94	Gary Tucker	DL	6-2	252	r-Fr.	3/14/88	0	Maryville, TN/Maryville HS
95	Jonathan Presley	DL	6-4	258	Jr.	10/4/85	2	Jacksonville, FL/Forrest HS
96	Derek Mason	DL	6-4	271	r-Sr.	11/27/84	1	Starkville, MS/East Mississippi JC
97	Trevor Jenkins	DL	6-1	285	Jr.	3/19/86	2	Macon, GA/Stratford HS
98	Chris McCoy	DT	6-4	277	r-So.	11/25/86	1	Villa Rica, GA/Villa Rica HS
99	Antonio Hill	DL	6-0	240	Fr.	10/31/88	0	Chesapeake, VA/Oscar Smith HS

### OTHER VARSITY CANDIDATES

	Shane Adams	LB	6-0	206	r-Fr.	5/13/87	0	Murfreesboro, TN/Blackman HS
	Andrew Banks	QB	5-9	140	Fr.	12/15/88	0	Clinton, MD/Gwynn Park HS
	Joseph Baydoun	FB	6-0	211	r-Jr.	2/5/83	0	Brentwood, TN/Brentwood HS
	Demetrius Beard	CB	5-8	164	r-Fr.	4/10/88	0	Hendersonville, TN/Hendersonville HS
	Jay Brooks	CB	5-6	158	r-Jr.	7/11/86	0	Huntsville, AL/Virgil I. Grissom HS
	Nicholas Coleman	QB	6-3	200	r-So.	5/17/87	0	Decaturville, TN/Decatur County HS
	David DeFatta	PK	5-9	195	So.	2/8/87	0	Franklin, TN/Franklin HS
	Caleb Dugger	WR	5-9	182	Fr.	11/12/87	0	Columbia, TN/Mt. Pleasant HS
	Devin Dutton	LB	6-0	231	r-So.	11/4/86	0	Lenoir City, TN/Lenoir City HS
	Blake Engelhardt	TE	6-3	243	r-Fr.	12/8/87	0	Largo, FL/Keswick Christian School
	Ben Graves	WR	6-3	208	r-Fr.	4/25/88	0	Columbus, OH/Grandview Heights HS
	Michael Hinson	P	5-10	193	r-So.	6/12/86	0	Smyrna, TN/Smyrna HS
	Chris Johnson	WR	5-11	186	r-Jr.	4/18/86	0	Los Angeles, CA/Loyola HS
	Phillip McGee	RB	5-10	207	r-So.	7/28/87	0	Clarksville, TN/Kenwood HS
	Sherman Neal	CB	5-9	170	r-Fr.	7/27/88	0	Naperville, IL/Neuqua Valley HS
	Phillip Robertson	DE	6-1	218	r-Jr.	9/11/85	0	Murfreesboro, TN/Smyrna HS
	Stuart Taylor	CB	6-2	175	r-Fr.	10/28/87	0	Dyersburg, TN/Dyersburg HS
	Justin Woodard	P	5-11	173	So.	4/5/83	0	Camden, TN/Central HS
	Victor Wright	CB	5-8	190	r-Jr.	8/24/86	0	Madison, TN/Pearl Cohn HS

### Alphabetical

15	D.D. Kyles, WR
62	Evon Lettsome, OL
76	Jamal Lewis, OL
37	Brodey Mann, FB
96	Derek Mason, DL
98	Chris McCoy, DT
	Phillip McGee, RB
86	Byron McLeod, TE
22	DeMarco McNair, RB
69	J.C. Moore, OL
45	Sean Mosley, DE
	Sherman Neal, CB
5	Damon Nickson, S
79	Brandon Nix, OL
71	Jake Padrick, OL
42	Jonathan Parks, DS
91	Emmanuel Perez, DE
92	Brandon Perry, DL
26	Roy Polite, CB
95	Jonathan Presley, DL
77	David Price, OL
31	David Raymond, CB
25	Ted Riley, CB
63	Chris Ritter, OL
	Phillip Robertson, DE
24	Bradley Robinson, CB
30	Cam Robinson, LB
88	Jay Robinson, WR
46	Derek Shropshire, LB
3	Salin Simpson, QB
47	Dwight Smith, DT
41	John Marc Stephens, TE
32	Dana Stewart, S
7	Alex Suber, CB
21	Phillip Tanner, RB
89	Rod Taylor, WR
	Stuart Taylor, CB
72	Mark Thompson, OL
94	Gary Tucker, DL
48	Adam Wade, DS
43	Erik Walden, DE
49	Andre Wicker, DL
1	Bobby Williams, WR
78	Mike Williams, OL
	Justin Woodard, P
	Victor Wright, CB

### Pronunciation Guide

Hunter Birtsch	.....birch	Wes Hofacker	.....Hoe-Facker
Marquise Branton	.....mar-Keys	Tavares Jones	.....Tuh-VAR-Us
SaCoby Carter	.....Suh-CoeBee	Roy Polite	.....Puh-Light
Stephen Chicola	.....Chuh-Cola	Salin Simpson	.....say-lin
Gene Delle Donne	.....dell-uh DON	Alex Suber	.....SUE-burr
Desmond Gee	.....G		




# 2007 Personnel Breakdown


2006 SUN BELT CONFERENCE CHAMPIONS

## 34 Lettermen Returning


Hunter Birtsch  
Richard Bortner  
Danny Carmichael  
Stephen Chicola  
Lonnie Clemons  
Clinton Corder  
Franklin Dunbar  
Desmond Gee  
Jonathan Grigsby  
Taron Henry  
Wes Hofacker



Trevor Jenkins  
Tavares Jones  
Matt King  
Derek Mason  
Chris McCoy  
DeMarco McNair  
Sean Mosley  
Damon Nickson  
Brandon Nix  
Jonathan Parks  
Roy Polite



Jonathan Presley  
David Price  
Bradley Robinson  
Cam Robinson  
Derek Shropshire  
Dana Stewart  
Alex Suber  
Phillip Tanner  
Rod Taylor  
Mark Thompson  
Erik Walden  
Bobby Williams



### Lettermen Returning by Position (34) Offense (14), (starters underlined - 6)

\*had at least one start

Offensive Line: Richard Bortner, Franklin Dunbar, Brandon Nix, \*David Price, Mark Thompson

Running back: \*DeMarco McNair

Fullback: \*Hunter Birtsch

Wide Receiver: \*Desmond Gee, \*Jonathan Grigsby, Taron Henry, Rod Taylor, Bobby Williams

Tight End: \*Stephen Chicola, Clinton Corder

Quarterback: None

### Defense (18), (starters underlined - 7)

Linebacker: Danny Carmichael, \*Lonnie Clemons, Cam Robinson

Defensive Line: Wes Hofacker, Trevor Jenkins, Tavares Jones, Derek Mason, Chris McCoy, Sean Mosley, Jonathan Presley, Derek Shropshire, Erik Walden

Corners: Bradley Robinson, \*Alex Suber, Roy Polite

Safeties: Damon Nickson, Dana Stewart, Phillip Tanner

### Specialists (2)

Placekicker: None

Kickoffs: Matt King

Holder: None

Punter: None

Long Snapper: Jonathan Parks

### Lettermen Lost by Position (16) Offense (9), (starters underlined - 5)

\*had at least one start

Offensive Line: Cade Becher, Paul Cantrell, Germayle Franklin, Marcus Gates

Running back: Eugene Gross

Wide Receiver: Walt Bell, Pierre Ingram, Luke Paschall

Fullback: None

Tight End: None

Quarterback: Clint Marks

### Defense (6), (starters underlined - 4)

Linebacker: Marcus Brandon, Justin Rainey, J.K. Sabb

Defensive Line: Christopher Sapp

Corners: \*Reggie Doucet

Safeties: Jonathan Harris

### Specialists (2)

Placekicker: Colby Smith

Holder: Luke Paschall

Punter: Colby Smith

Long Snapper: None

Media  
Information

Preview

Players

About Middle  
Tennessee

Staff

2006  
Review


Opponents

History

Records



- Media Information
- Preview
- Players
- About Middle Tennessee
- Staff
- 2006 Review
- Opponents
- History
- Records



**DL.90**

## Chris Anderson

6-2 · 270 · r-Sr.  
Jacksonville, FL (Mandarin HS)

**2006:** Played in just two games and had only one tackle ... Missed all of spring practice due to an injury ... Played six snaps on defense and recorded one stop in win over FIU ... Did not make the trip to Maryland and was in on four snaps in the Blue Raider win over Tennessee Tech ... Did not travel to Oklahoma due to an injury and did not see action against North Texas, Louisville, Louisiana-Monroe, Louisiana-Lafayette, FAU, Arkansas State, South Carolina, or Troy.

**2005:** Took a redshirt year.

**2004:** Attended Fort Scott (Kansas) Community College but did not compete on the football team ... Spent the fall semester focusing on academics before reenrolling at Middle Tennessee in January 2005.

**High School:** Honored as the all-first coast player of the year and second team all-state after recording 27 sacks his senior year at Mandarin High School ... Registered 101 tackles and 22 sacks as a junior for Coach Richard Burnoski, who is now an assistant for the Blue Raiders ... The Florida Times Union's No. 1 rated defensive tackle in the state of Florida coming out of high school ... Signed with Florida State out of high school in 2002 but did not qualify and spent a year at Hargrave Military Academy.

**Personal:** Parent: Florence Louise Jones ... Born: 9/11/82 ... Major: University Studies.

### Statistics

Tackles	UA	A	Tot.	Sacks	TFL	FR	INT
2006	1	0	1	0-0	0	0	0



**P/PK.36**

## Richard Billings

6-2 · 197 · So.  
Memphis, TN (Cordova HS)

**2007:** Competed in the spring for the starting punting and placekicking job.

**2006:** Transferred to Middle Tennessee.

**2005:** Handled all kickoffs for Alabama State and punted on occasion ... Had 69 kickoffs for the Hornets

and a 53.6-yard average ... Punted seven times for a 31.9-yard average and two were placed inside the 20-yard line ... Team went 7-4 and started the year ranked in the Top 25.

**High School:** Lettered in football and soccer at Cordova High School ... Was first team all-state and all-region as a punter and kicker his senior year in helping CHS to a 7-4 record and a regional championship ... As a senior he made 14 of 17 field goals and 31 of 32 extra points to go along with a school record long field goal of 53 yards ... Also averaged 41.2 yards punting ... In the regional championship win over Bolton, Billings made three field goals and an extra point ...

**Personal:** Parents: Richard and Karen Billings ... Born: 8/24/86 ... Major: Psychology.



**FB.38**

## Hunter Birtsch

5-11 · 241 · r-Sr.  
Knoxville, TN (Bearden HS)

**2007:** Did not compete in spring drills while recovering from a knee injury.

**2006:** Played in 10 games and earned a career-best four starts ... Did not have a rushing attempt but did haul in a personal-best four receptions for 27 yards ... Missed all of spring practice due to an injury ... Played 25 snaps in win over FIU and recorded a personal-best two receptions ... Was in on 21 plays at Maryland and 16 in win over Tennessee Tech where he earned a start ... Had eight snaps at Oklahoma ... Had 30 plays in win over North Texas following injury to starting fullback Coy Williamson ... Started against No. 8 Louisville ... Earned a "winning performance" from the coaches for his play at Louisiana-Monroe while playing 24 total snaps ... Started at Louisiana-Lafayette and played a total of 30 snaps while collecting one reception for 15 yards ... Made his second straight start in the win over FAU and had one catch for seven yards ... Suffered a season-

ending knee injury in win over Arkansas State.

**2005:** Saw action in all 11 games, including one start ... Used primarily as a blocker ... Earned a start in the season opener at Alabama ... Made his first collegiate reception against FAU that went for six yards and a first down.

**2004:** Saw action in three games during the season (NMSU, ULM, Troy) ... Traveled to every game.

**2003:** Did not compete in any games ... Was redshirted.

**High School:** Lettered three years in football and two years in track at Bearden High School ... Earned all-conference honors three years in a row in football and was all-Knoxville in track during his senior campaign.

**Personal:** Parents: Greg Birtsch and Leigh Hobson ... Born: 8/14/85 ... Major: Concrete Industry Management ... Other: father lettered four years in football at Virginia Tech (1976-79).

### Statistics

Receiving	Rec.	Yds.	Avg.	LG	TD
2005	1	6	6.0	6	0
2006	4	27	6.8	15	0
<b>Total</b>	<b>5</b>	<b>33</b>	<b>6.6</b>	<b>15</b>	<b>0</b>



**OL.70**

## Richard Bortner

6-6 · 327 · r-Jr.  
Crestview, FL (Crestview HS)

**2006:** Saw action in 12 games with the bulk of his snaps coming on special teams ... Had 10 total knockdowns for the season ... Was in on four plays as backup at guard in season-opener against FIU and had one knockdown ... Saw 25 snaps at Maryland and came back to compete in 18 in victory over Tennessee Tech and registered a season-best four knockdowns ... Had a season-high 26 plays at Oklahoma (grade of 74 percent) followed by 11 in win over North Texas and 17 against Louisville



# Player Profiles

2006 S J N BELT CONFERENCE CHAMPIONS



... Earned a grade of 77 percent against the Cardinals ... Played 12 plays in the win at Louisiana-Monroe and six each against Louisiana-Lafayette and FAU ... Was in on 14 plays at South Carolina.

**2005:** Competed in all 11 games and started the last six ... Was fifth among linemen with 497 total snaps played while collecting 73.5 knockdowns ... Had a cumulative season grade of 77 percent ... Played 26 snaps, collected 5.5 knockdowns and graded out at 71 percent against North Texas ... Saw action in 17 snaps versus Akron ... Had 47 snaps and collected 11.5 knockdowns in win over FAU ... Played 54 snaps and earned a grade of 81 percent in loss to ULL ... Earned his second straight start and was in on 65 snaps in win over Arkansas State ... Also had 10.5 knockdowns against the Indians to go along with a grade of 77 percent ... Played 71 snaps and registered 9.5 knockdowns against Louisiana-Monroe (also earned a grade of 79 percent) ... Graded out at 80 percent and was tabbed the team's most valuable lineman following the NC State game ... Was in on 62 snaps and had a grade of 81 percent in the win over Troy ... Played a season-high 81 snaps at FIU to go with 10 knockdowns and a grade of 82 percent.

**2004:** Took a redshirt year.

**High School:** Originally was committed to Kentucky ... A three-year letterman and starter at Crestview ... Named first team all-area as a senior ... Earned honorable mention all-area honors as a junior when team won state title and finished with a 13-1 mark ... Was the only junior on the offensive line that year ... Also competed in weightlifting and track (made regionals in discus throw).

**Personal:** Parents: Bill and Gail Bortner ... Born: 5/2/86 ... Major: Recreation and Leisure Services.



**WR. 13**  
**Michael Cannon**  
5-10 · 180 · Jr.  
Memphis, TN (Whitehaven HS)

**2007:** Collected two receptions for 27 yards in the Blue-White game.


**2006:** Played in seven total games and had two receptions for 19 yards ... Hauled in three receptions for 23 yards for the Blue team in the Blue-White Spring Game ... Played three snaps against FIU, seven at Maryland, and three in win over Tennessee Tech ...

Also had an 11-yard reception against TTU ... Did not play against Oklahoma, North Texas, or Louisville due to an injury ... Came back against Louisiana-Monroe with four snaps but did not record a reception ... Was in on two plays at Louisiana-Lafayette ... Did not play in win over FAU and was in on one play at ASU ... Played a season-high 19 snaps against South Carolina ... Had an eight-yard catch in Motor City Bowl against Central Michigan.

**2005:** Made his first collegiate reception against Akron ... Did not play at Vanderbilt due to a foot injury and did not see any action the rest of the year ... Traveled to all games.

**High School:** Named a three-star recruit by Max Emfinger ... Posted nearly 2,000 yards receiving during his career at Whitehaven ... Tallied 750 yards and 10 touchdowns as a senior to earn honorable mention all-state honors by the Associated Press ... Named all-Shelby-Metro by the *Commercial Appeal* and all-region by the coaches ... Averaged 20.0 yards on kickoff and punt returns in 2004 ... Participated in the AXA Liberty Bowl All-Star game ... Clocked at 4.4 in the 40-yard dash coming out of high school ... Also ran track for Whitehaven where he was all-region in the 110 hurdles ... Recruited by Mississippi State, Vanderbilt, Memphis, Arkansas State, Texas Tech, and Bowling Green.

**Personal:** Parent: Sereta Stanley ... Born: 12/1/86 ... Major: Physical Education.



tackles in the Blue-White game.

**2006:** Played in 11 games as a true freshman and collected 26 tackles, 3.5 tackles for loss, and one sack ... Did not see any action in opener against FIU ... Played in his first collegiate game at Maryland with eight snaps on special teams and one on defense ... Had one tackle against the Terps ... Registered four stops in win over Tennessee Tech and

earned a "winning performance" from the coaching staff on special teams and defense ... Was in on 38 plays at Oklahoma and tallied four tackles en route to being just one of six defensive players to earn a "winning performance" ... Collected two tackles in 25 snaps at North Texas (earned a "winning performance" by the coaches for defense and special teams) and registered one stop against Louisville (earned a "winning performance" on special teams) ... Had one stop at Louisiana-Monroe and earned a "winning performance" ... Collected one tackle at Louisiana-Lafayette and received a "winning performance" on defense and special teams ... Also had a "winning grade" on special teams in win over FAU ... Turned in a career performance at Arkansas State with a team-leading 10 tackles, his first career sack, and two tackles for loss ... Did not play at South Carolina due to a foot injury ... Came back to play against Troy but did not record a tackle ... Added two stops against Central Michigan in the Motor City Bowl.

**High School:** Helped lead Woodstock to the playoffs for the first time in school history in 2005 ... Tallied 137 total tackles including 110 solo stops his senior year to go along with 13 tackles for loss, five sacks, two interceptions, four forced fumbles, and two fumble recoveries ... Also had 381 rushing yards and seven touchdowns as the starting fullback ... Was honorable mention all-state by the *Atlanta Journal-Constitution* and named honorable mention AJC Super 11 ... Voted the Region 6-AAAAA Defensive Player of the Year while also being named Defensive Player of the Year by the *Cherokee Tribune* and the *Cherokee Ledger News* ... The Cherokee Gridiron Club named him the Player of the Year in 2005 while also honoring him with the

## Statistics

Receiving	Rec.	Yds.	Avg.	LG	TD
2005	1	3	3.0	3	0
2006	2	19	9.5	11	0
<b>Total</b>	<b>3</b>	<b>22</b>	<b>7.3</b>	<b>11</b>	<b>0</b>



**LB. 44**  
**Danny Carmichael**  
6-0 · 240 · So.  
Woodstock, GA (Woodstock HS)

**2007:** Named the Most Dependable Linebacker in the spring while also earning the Most Improved Strength Training award for the linebackers ... Collected nine



# Player Profiles

2006 SUN BELT CONFERENCE CHAMPIONS

- Media Information
- Preview
- Players
- About Middle Tennessee
- Staff
- 2006 Review
- Opponents
- History
- Records

Iron Man award ... Named to the GACA North-South All-Star game where he was the starting linebacker ... As a junior he collected 110 tackles (87 solos), five sacks, five tackles for loss, three interceptions, and recovered two fumbles ... Was all-region, all-county, and was the Woodstock Football Defensive Player of the Year ... Listed in *Who's Who Among National High School Students*.

**Personal:** Danny Ray Carmichael ... Parents: Dan and Robyn Carmichael ... Born: 5/24/88 ... Major: Exercise Science.

Statistics						
Tackles	UA	A	Tot.	Sacks	TFL	FR INT
2006	15	11	26	1-9	3.5-15	0 0



**TE.85**  
**Stephen Chicola**  
6-4 · 258 · Sr.  
Jacksonville, FL (The Bolles School)

**2007:** Had one reception in the Blue-White game.

**2006:** Played in all 13 games and earned seven starts ... Had nine receptions for 79 yards and two touchdowns on the season ... Led the Blue team with five catches for 77 yards and a touchdown in the Blue-White Spring Game ... Played 34 snaps (30 offense, 4 special teams) in win over FIU ... Had his first reception of the season at Maryland and played 50 snaps ... Was in on 41 plays in home win over Tennessee Tech ... Had one reception at Oklahoma for three yards (40 snaps) ... Caught one pass for seven yards and a touchdown against no. 8 Louisville while earning a "winning performance" from the coaches for his play on special teams ... Started in a two tight end set against Louisiana-Monroe and finished with two receptions for 14 yards to earn a "winning performance" ... Was limited (six snaps) due to an injury at Louisiana-Lafayette but did catch a pass for four yards ... Came back healthy against FAU and played 42 snaps but did not record a reception ... Had a 19-yard reception in win over Arkansas State and reeled in one pass at South Carolina ... His only catch against Troy was a 15-yard pass from running back Desmond Gee.

**2005:** Started 10 of 11 games ... Finished third on the team with a career-best 29 receptions for 231 yards and a touchdown ... His 29 grabs went down as the most by a Blue Raider tight end since Steve Dark registered 36 in 1991 ... Did not catch a pass in the opener at Alabama, but came back against North

Texas the following week with two receptions for 14 yards and had the same figures versus Akron ... In the win at Vanderbilt, Chicola reeled in three receptions for 21 yards including a nice one-handed grab on the game-winning drive late in the fourth quarter ... Collected one reception in win over Arkansas State ... Matched his career-high with four receptions for 39 yards in loss to Louisiana-Monroe ... Had three catches for 18 yards at NC State ... Set a Middle Tennessee record for a tight end with nine catches for 86 yards in the win at Troy ... Came up with the first touchdown reception of his career when he had a one-handed grab for a two-yard strike at FIU ... Went on to catch five passes at FIU.

**2004:** Played in every game as a true freshman and earned four starts ... Really progressed as the season went along and became a threat offensively once Jerrin Holt went out with an injury ... Had 14 receptions for 152 yards and all 14 came over the last seven games of the year ... The 14 grabs went down as the most by a true freshman tight end in the I-A era ... Reeled in a career-best four catches for 69 yards in a win over Utah State and grabbed three for 45 yards in a victory over Arkansas State ... Added three grabs against Louisiana-Monroe ... Had a career long reception of 36 yards in the win over Utah State.

**High School:** Helped lead the Bolles School to a 13-2 record in 2003 and a 14-1 mark in 2002 ... Bolles won the state title in 2002 ... Listed as one of the nation's Top 25 tight ends by a Florida publication ... Chicola was a third team all-city selection in 2003 after registering 20 receptions for 220 yards and three touchdowns ... Doubling as the team's punter, Chicola had an average of 45.3 yards his senior year ... In the first round of the 2003 playoffs, he had three catches for 85 yards including a 60-yard touchdown grab ... As a junior, Chicola had 13 catches for 185 yards and made the Top 100 Juniors List in the state of Florida ... A three-year starter in football who also lettered in basketball and baseball ... Played football for Coach Corky Rogers.

**Personal:** Parents: Stephen Chicola and

TJ Friedlin... Born: 10/1/85 ... Major: Construction Management Technology.

## Statistics

Receiving	Rec.	Yds.	Avg.	LG	TD
2004	14	152	10.9	36	0
2005	29	231	8.0	30	1
2006	9	79	8.8	19	2
<b>Total</b>	<b>52</b>	<b>462</b>	<b>8.9</b>	<b>36</b>	<b>3</b>




**LB.29**  
**Lonnie Clemons**  
6-1 · 230 · r-Jr.  
Milledgeville, GA (Baldwin HS)

**2006:** Enjoyed a career year with five starts and played in 12 games ... Collected 22 tackles, 1.5 tackles for loss, an interception, a forced fumble, and a fumble recovery ... Entered season as a backup at the SAM linebacker position ... Registered three tackles, a fumble recovery, and an interception in the Blue-White Spring Game ... Was in on 15 snaps against FIU and did not record a tackle ... Had 13 plays at Maryland and tallied one tackle ... Turned in one stop against Tennessee Tech and also had a 40-yard fumble return for his first collegiate touchdown ... Earned a "winning performance" from the coaches following TTU win ... Did not have a tackle in 22 plays at Oklahoma ... Did not play at North Texas due to a death in his family ... Had 22 plays against Louisville with 17 on special teams and earned a "winning performance" on special teams ... Earned his first collegiate start at Louisiana-Monroe and added one tackle while earning a "winning performance" ... Made his second straight start and had four tackles in win over Louisiana-Lafayette (earned a "winning performance") ... Collected four tackles and his first career interception in win over FAU to earn a "winning grade" ... Had a career-best six tackles at Arkansas State and added two tackles against South Carolina and Troy ... Registered a tackle for loss in Motor City Bowl game against Central Michigan.

**2005:** Played in all 11 games with most of his action coming on special teams ... Ended the year with three total tackles.

**2004:** Sat out due to NCAA academic requirements.





# Player Profiles

2006 S J N BELT CONFERENCE CHAMPIONS



**High School:** Registered 89 tackles, 16 for loss of yards, one sack, two interceptions, and caused six fumbles as a senior ... Honorable mention all-state and a 4AAAA all-region first team pick ... Was the 2004 Earnest Byner award winner ... Named the 70th best prospect in the state of Georgia by TheInsiders ... Won the BHS most valuable defensive back award (2002, 2003) and was a nominee for team MVP (2002, 2003), defensive MVP (2002, 2003) and coaches award (2003) ... Led Baldwin in tackles and interceptions as a junior ... Also played basketball, ran track and cross-country.

**Personal:** Parents: Lonnie and Bernice Clemons ... Born: 9/12/85 ... Major: Liberal Studies.

		Statistics					
Tackles	UA	A	Tot.	Sacks	TFL	FR	INT
2005	3	0	3	0-0	0-0	0-0	0-0
2006	10	12	22	0-0	1.5-6	1-40	1-23
<b>Total</b>	<b>13</b>	<b>12</b>	<b>25</b>	<b>0-0</b>	<b>1.5-6</b>	<b>1-40</b>	<b>1-23</b>



**OL.57**

**Ryan Cooper**

6-5 • 325 • So.  
Danville, IL (Schlarman HS)

**College of DuPage:** Was a second team all-conference pick as a freshman ... Earned preseason all-american honors his sophomore year ... Was first team all-conference, all-region, and Scout.com honorable mention all-american as a sophomore.

**High School:** Named all-conference and all-area as a junior and senior at Schlarman High School ... Helped team to four straight playoff appearances ... Lettered in football, basketball, and track.

**Personal:** Parents: Jon Cooper and Janice Andrews ... Born: 10/18/86 ... Major: Physical Education.



**TE.80**

**Clinton Corder**

6-3 • 245 • r-Sr.  
Brentwood, TN (CPA)

**2007:** Named Most Dependable Tight End in the spring while also earning the Most Improved Strength Training award for the tight ends ... Reeled in three receptions in the Blue-White game.

**2006:** Started a career-best nine games and played in all 13 ... Turned in a personal-best eight receptions for 78 yards for the year ... Earned the starting job at tight end after turning in a solid spring ... Had two catches for 18 yards in the Blue-White Spring Game ... Received the Most Dependable Tight End award and the Blue Raider Tight End award for his effort in the spring ... Played 30 snaps in win over FIU (26 offense, 4 special teams) ... Enjoyed his best game as a collegian with a career-best three receptions for 24 yards at Maryland while playing 49 snaps (42 offense, 7 special teams) ... Was in on 21 plays against Tennessee Tech and 36 at Oklahoma ... Had one reception against North Texas and Louisville ... Started in a two tight end set at Louisiana-Monroe but did not have a reception ... Played 67 snaps at Louisiana-Lafayette and 33 in win over FAU ... Recorded two catches for 27 yards in win over Arkansas State ... Had one reception for 13 yards against Central Michigan in the Motor City Bowl.

**2005:** Played in all 11 games for the Blue Raiders ... Used primarily in two-tight end sets and in the running game ... Made his first career reception against Louisiana-Monroe that went for 18 yards.

**2004:** Missed the last two weeks of spring drills in 2004 after suffering an ankle injury ... Did not play in any games during the season.

**2003:** Played in all 12 games and earned three starts ... Did not have a reception ... Started in his first collegiate game against FAU at tight end.

**High School:** Was a second team TACA pick his senior year while also earning all-midstate honors ... Selected to play in the TN/KY Senior All-Star Game ... Earned all-region honors as a junior and senior ... Led CPA to a 12-3 record and a state championship in 2002 ... Team started year 0-3 before reeling off 12 straight wins ... Was second on the team with 75 tackles ... In the state title win over Boyd-Buchanan, Corder led CPA with 10 tackles, one TFL, and one fumble recovery ... CPA was 48-7 during his four years ... Was a member of the FCA all four years ... Played for David Pack.

**Personal:** Parents: Jim and Cathy Corder ... Born: 7/24/84 ... Major: Master's Business Administration.

## Statistics

Receiving	Rec.	Yds.	Avg.	LG	TD
2005	1	18	18.0	18	0
2006	8	78	9.8	18	0
<b>Total</b>	<b>9</b>	<b>93</b>	<b>10.3</b>	<b>18</b>	<b>0</b>



**QB.12**


**Joe Craddock**

5-11 • 200 • r-Jr.

Birmingham, AL (Briarwood Christian)

**2007:** Named the Most Dependable Quarterback in the spring while also earning the Most Improved

Strength Training award for the quarterbacks ... Completed 8 of 11 passes for 113 yards in the Blue-White game.



**2006:** Played in nine games during the season as a backup to Clint Marks ... Completed 9 of 24 passes on the year with one interception and 75 total yards ... Also ran for 33 yards on 13 attempts ... Did not compete in contact drills during spring practice while recovering from a knee injury ... Saw his first

collegiate action in the win over FIU and completed his lone pass for five yards (was in on seven plays) ... Did not play at Maryland ... Had eight plays against Tennessee Tech and responded by completing 2-of-3 passes for 21 yards and running twice for 11 yards ... Played 28 plays at Oklahoma and completed 3-of-11 passes for 33 yards and one interception ... Did not play at North Texas and had just one snap against Louisville ... Did not play at Louisiana-Monroe ... Played the final snap of the game in win over Louisiana-Lafayette ... Completed 1-of-4 passes for nine yards and rushed for 20 yards on five attempts against South Carolina ... Played the final snap against Troy to throw a hail mary but it fell incomplete ... Completed 2 of 4 passes for eight yards in Motor City Bowl against Central Michigan.

**2005:** Suffered a knee injury toward the end of fall camp and was lost for the season ... Underwent sur-



# Player Profiles

2006 SUN BELT CONFERENCE CHAMPIONS

gery in mid-September but did travel with the team.

**2004:** Took a redshirt year ... Traveled to every game.

**High School:** Enjoyed a stellar prep career by throwing for 6,677 yards, rushing for more than 2,000 yards and accounting for 100 touchdowns as a three-year starter ... Voted all-state ... He guided Briarwood to at least the state semifinals all three years ... Led seventh ranked Briarwood (13-2) to the 5A state title with a 31-7 win against No. 2 ranked Russellville at Legion Field ... Was voted the game's MVP after throwing for 152 yards and two touchdowns, while also accounting for 76 yards and a score on the ground ... Known as a clutch player, Craddock and Briarwood defeated four of the state's top six teams enroute to the championship ... As a senior, he passed for 2,260 yards and 21 touchdowns, while rushing for 12 more scores ... Also lettered in baseball where he was an all-metro pick as a pitcher and shortstop ... Played football for Coach Fred Yancey ... Was the FCA president his senior year.

**Personal:** Parents: Joe and Debra Craddock ... Born: 9/7/85 ... Major: Liberal Studies.

## Statistics

Passing	G	A-C	Pct.	Yds.	TD	INT	LG
2006	9	9-24	.375	75	0	1	19
Rushing	Att.	Yds.	Avg.	LG	TD		
2006	13	33	2.5	14	0		
Total Off.	G	Plays	Run	Pass	Tot.	Avg/G	
2006	9	37	33	75	108	12.0	



## PK David DeFatta

5-9 · 195 · r-So.  
Franklin, TN (Franklin HS)

**2006:** Transferred to Middle Tennessee.

**2005:** Made 1 of 3 field goal attempts as a freshman at Marshall University while connecting on 2 of 3 extra points ... Attempted one kickoff.

**High School:** Averaged 42.3 yards per punt during his prep career at Franklin High School ... Was all-Midstate in 2003 and 2004 ... Helped Franklin to its first ever state championship his senior year ... A four-year letterwinner in football and soccer.

**Personal:** Parents: Joe and Jodi DeFatta ... Born: 2/8/87 ... Major: Concrete Industry Management.



## QB. 16

### Gene Delle Donne

6-5 · 240 · r-So.  
Wilmington, DE (Salesianum HS)

**2007:** Completed 3 of 7 passes for 35 yards in the Blue-White game.

**2006:** Transferred from the Duke University during the summer after taking a redshirt year in 2005 ... Will be eligible in 2007 due to NCAA transfer rules ... Traveled with the team to Maryland and to the Motor City Bowl.

**High School:** Four-year letterman at Salesianum High School for Coach Bill Dinardo ... Listed as the top pro-style quarterback in Delaware and the 22nd-best in the nation by Rivals.com ... Scout.com rated Delle Donne the top signal-caller in Delaware and the 31st-best quarterback in the country ... Was a Prep Star magazine All-America selection ... Led Salesianum to a 9-2 record and a state semifinal berth his senior year ... Tabbed Delaware's Gatorade Player of the Year in 2004 ... Was a first team all-state pick and the conference player of the year as a senior after throwing for 1,590 yards and 13

touchdowns ... Threw for 1,697 yards and 16 touchdowns in nine games as a junior and earned second team all-state honors ... Was a two-year team captain ... Passed for 5,011 yards and 38 touchdowns during his prep career ... Was an all-state and all-conference choice in basketball ... Led Salesianum in scoring and rebounding during his sophomore and junior seasons, helping them to a state runner-up finish in 2004 ... Member of the National Honor Society.

**Personal:** Gene Delle Donne ... Parents: Ernest and Joan Delle Donne (father played basketball at Columbia University) ... Born: 1/14/87 ... Major: History.



## OL. 54

### Franklin Dunbar

6-5 · 320 · r-Jr.  
Waycross, GA (Ware County HS)

**2007:** Named the Most Dependable Offensive Lineman in the spring while also earning the Most Improved Strength Training award for the offensive linemen.

**2006:** Named Second Team All-Sun Belt Conference ... The only offensive lineman to play and start all 13 games ... Had a cumulative grade of 76.3 percent, which ranked second among linemen ... Also added 62 total knockdowns ... Entered the season as the starter at left tackle following a solid spring season ... Started and played 53 snaps in win over FIU and recorded six knockdowns ... Was in on 74 plays at

Maryland ... Graded out at 85 percent and had a season-best nine knockdowns in win over Tennessee Tech ... Had 43 snaps at Oklahoma ... Earned a "winning performance" from the coaching staff following his performance (helped MT rush for 212 yards) in the win over North Texas, where he played a career-best 77 snaps and collected eight knockdowns ... Came right back with 73 snaps against No. 8 Louisville and graded out at 77 percent ... Matched the second-highest snaps on offense against Louisiana-Monroe with 68 and earned a grade of 92 percent ... Graded out at 81 percent and had five knockdowns in win over ULL

and followed that with a grade of 78 percent and six knockdowns against FAU ... Added seven knockdowns against Arkansas State ... Earned a grade of 90 percent against South Carolina.

**2005:** Competed in all 11 games and started the last five in a row ... Finished the year fourth among linemen with 545 snaps played to go along with a total of 77 knockdowns ... Had a cumulative grade of 73 percent on the season ... Played 11 snaps at Alabama and collected two knockdowns ... Registered 20 snaps and 5.5 knockdowns in home opener against North Texas and was in on 18 plays versus Akron ... Had 22 snaps and graded out at 79 percent in the win over Vanderbilt ... Was in on a season-best 45 snaps



and had 11.5 knockdowns while earning a grade of 75 percent in the win at FAU ... Voted the team's most valuable offensive lineman following the ULL game after grading out at 79 percent and collecting 5.5 knockdowns in 41 snaps ... Shared most valuable lineman honors with Willie Hall following the win over Arkansas State by collecting a team-high 15.5 knockdowns and playing 74 total snaps ... Was in on 77 snaps against Louisiana-Monroe to go along with 9.5 knockdowns ... Played a career-best 92 snaps at NC State and also had five knockdowns and earned a grade of 78 percent ... Had his third double-digit knockdown game of the year with 10.5 against Troy in 73 plays ... Was in on 72 plays and had seven knockdowns at FIU.

**2004:** Sat out due to NCAA academic requirements.

**High School:** Voted Georgia Class 4 A all-state by the Georgia Sportswriters Association after leading his team to a 10-2 record and a state title ... Played in the Georgia North-South All-Star game ... Recorded 26 pancake blocks in 2003 and graded out a cumulative of 88 percent on the year.

**Personal:** Parent: Phoebe Dunbar ... Born: 3/12/85 ... Major: Liberal Studies.



**LB.11**  
**Chance Dunleavy**

6-2 • 238 • r-Sr.  
West Covina, CA (South Hills HS)

**2007:** Had surgery during spring practice and missed the final three weeks of drills but is expected to be back when fall camp opens.

**2006:** Played and started in one game before seeing his season end with an injury ... Came out of spring drills as the starter at MIKE linebacker ... Collected eight tackles at the Blue-White Spring Game ... Earned the Blue Raider Linebacker award for his play in the spring ... Started at MIKE linebacker against FIU and had one stop, while earning a "winning performance" from the coaching staff on defense and special team's ... Played 38 snaps versus FIU ... Suffered a dislocated knee cap in practice leading up to the Maryland game and missed the rest of the season and took a redshirt year.

**2005:** Played in all 11 games and earned four starts ... Also played on special teams ... Ended the year with 31 total tackles (24 solos), two tackles for loss,

and two quarterback sacks ... Earned his first collegiate start at FAU and came up with three tackles, including a tackle for loss and a quarterback sack ... Collected five tackles in a reserve role against ULL at home ... Came off the bench to record four tackles in win over Arkansas State ... Had six stops in home contest against Louisiana-Monroe ... Earned the start at NC State and responded with a season-best eight tackles and a quarterback sack ... Also started at middle linebacker at Troy and recorded three tackles ... Came up with two stops at FIU.

**Mt. SAC:** Chosen as a first team All-American at middle linebacker by Gridwire.com ... Earned second team All-Mission Conference honors in 2004 ... Was second on the team in 2004 with 87 tackles, including 11 for a loss of 59 yards and nine sacks ... Also collected one interception (returned for a touchdown against Palomar Comets), a fumble recovery, and a forced fumble ... Drew interest from UNLV, Kansas, North Carolina, Houston, Hawaii, and Louisiana Tech. High School: Was an all-conference player at South Hills HS.

**Personal:** Parents: Jim and Melissa Dunleavy ... Born: 1/27/85 ... Major: Criminal Justice Administration.

Tackles	Statistics						
	UA	A	Tot.	Sacks	TFL	FR	INT
2005	24	7	31	2-12	2-12	0	0-0
2006	1	0	1	0-0	0-0	0	0-0
<b>Total</b>	<b>25</b>	<b>7</b>	<b>32</b>	<b>2-12</b>	<b>2-12</b>	<b>0</b>	<b>0-0</b>




**WR.84**  
**Dale Galvin**

6-1 • 210 • r-So.  
Bunnell, FL (Flagler Palm Coast HS)

**2006:** Did not play during the season due to NCAA academic guidelines.

**2005:** Took a redshirt year.



**High School:** Named all-area as a senior and all-conference as a junior for Flagler Palm Coast High School ... Selected honorable mention all-conference as a junior ... Voted MVP of the 2005 Florida Shrine Bowl ... Also lettered in basketball and track ... Received scholarship offers from Cincinnati, Marshall, UCF, and Toledo.

**Personal:** Parent: Dale Galvin Sr. ... Born: 2/4/87 ... Major: Liberal Studies.



**RB/WR.2**  
**Desmond Gee**

5-8 • 163 • So.  
Greenville, FL (Madison Co. HS)

**2007:** Did not compete in spring practice while recovering from off-season surgery.

**2006:** Named First Team All-Sun Belt Conference as an all-purpose player ... Played in all 13 games and earned three starts in his true freshman season ... Was third on the team with 277 rushing yards while adding 27 receptions (second on team) for 351 yards ... Scored eight total touchdowns with five on the ground and three through the air ... Finished the regular season by scoring a touchdown in six straight games ... Led the Blue Raiders with 12 punt returns for 119 yards, including a long of 39 yards in Motor City Bowl against Central Michigan ... Played eight snaps on special teams in his collegiate debut against FIU and again had eight plays at Maryland (all on special teams) ... Rushed seven times for 61 yards, including a 15-yard touchdown run in win over Tennessee Tech (30 snaps) ... Earned a "winning performance" from the coaching staff following the TTU win ... Rushed six times for 14 yards at Oklahoma and was in on 12 plays ... Had 59 yards rushing on 16 attempts to go along with a 2-yard touchdown run in the win over North Texas ... Rushed for 26 yards on five carries and registered his first two receptions against no. 8 Louisville ... Enjoyed a breakout game against Louisiana-Monroe with six receptions for 109 yards and a touchdown ... His TD reception went for



# Player Profiles

2006 SUN BELT CONFERENCE CHAMPIONS

- Media Information
- Preview
- Players
- About Middle Tennessee
- Staff
- 2006 Review
- Opponents
- History
- Records

54 yards and proved to be the winning play; he also recorded 18 yards rushing on three attempts and three punt returns for 15 yards (142 all-purpose yards) ... Caught two passes for 30 yards including a 22-yard touchdown in win at Louisiana-Lafayette to earn a "winning performance" ... Rushed for 35 yards on six attempts and had a touchdown in win over FAU ... Led team with two receptions for 46 yards against Arkansas State while adding 25 rushing yards, including a seven-yard touchdown ... On the game's first play, Gee reeled in a career long 73-yard pass from Clint Marks for a touchdown ... Had five receptions against Troy to go along with a rushing touchdown and his first collegiate touchdown pass (15 yards to Stephen Chicola) ... Collected a career-best nine receptions for 63 yards in Motor City Bowl against Central Michigan and finished with 115 all-purpose yards.

**High School:** Named first team all-state in Class 2A by the Florida Sports Writers Association in 2003, 2004, and 2005 ... Chosen as the *Tallahassee Democrat's* All-Big Ben Offensive Player of the Year and selected as the first team running back in 2005 after tallying more than 2,200 all-purpose yards (1,600 rushing) and scoring 37 touchdowns ... During his high school career at Madison County, Gee rushed for 6,000 yards and scored 87 touchdowns ... Played in the 2005 CaliFlorida Bowl ... Voted all-state as a junior after rushing for 1,900 yards and 28 touchdowns ... Tallied 1,700 rushing yards and 27 touchdowns as a sophomore ... Earned All-Big Ben (area) honors three straight seasons ... Played for Coach Frankie Carroll ... Nickname is "Ping Pong" because of the way he bounces off defenders ... Also ran track and was runner-up in the state in the 100 meters.

**Personal:** Desmond T. Gee ... Parents: Jerome Caloway and the late Tonja Gee ... Born: 11/8/87 ... Major: Sport Management.

Statistics						
Rushing	Rec.	Yds.	Avg.	LG	TD	
2006	62	277	4.5	17	5	
Receiving	Rec.	Yds.	Avg.	LG	TD	
2006	27	351	13.0	73	3	
KO Ret	No.	Yds.	Avg.	LG	TD	
2006	3	65	21.7	33	0	
Punt Ret	No.	Yds.	Avg.	LG	TD	
2006	12	119	9.9	39	0	
Total Off.	Plays	Rush	Pass	Tot.	Avg/G	
2006	64	277	15	292	22.5	

All-Purp.	Rush	Rec	PR	KR	Tot
2006	277	351	119	65	812

Scoring	TD	FG	PAT	Saf	Points
2006	8	0	0	0	48



S.8

## Anthony Glover

6-2 · 218 · r-Jr.  
Decatur, GA (McNair HS)


**2007:** Came out of spring drills as the starter at strong safety.

**2006:** Was moved from linebacker to safety during spring practice ... Had five tackles, an interception, and a pass breakup in the Blue-White Spring Game ... Sat out the season due to NCAA academic guidelines.

**2005:** Competed in all 11 games ... Most of his snaps came on special teams ... Had eight tackles, a tackle for loss, and a forced fumble on the season ... Registered one tackle each against Akron, Vanderbilt, and Arkansas State ... Had four tackles in win at FAU ... Collected one tackle and had a forced fumble at home versus ULL.

**2004:** Played in all 11 games but saw most of his time on special teams ... Ended the year with five total tackles ... Had two stops against Louisiana-Monroe and one each in games versus Louisiana-Lafayette, Florida, and Troy.

**High School:** Lettered in football and baseball at McNair ... Collected 65 tackles, seven tackles for loss, 10 pass breakups and three fumble recoveries as a senior ... Voted the team's most improved defensive back ... Earned honorable mention all-Dekalb Co. ... Played football for Coach Johnny Gilbert.



**Personal:** Parents: Timothy and Sheila Ingram ... Born: 12/2/85 ... Major: Liberal Studies.

Statistics							
Tackles	UA	A	Tot.	Sacks	TFL	FR	INT
2004	4	1	5	0-0	0-0	0	0
2005	4	4	8	0-0	1-2	0	0
<b>Total</b>	<b>8</b>	<b>5</b>	<b>13</b>	<b>0-0</b>	<b>1-2</b>	<b>0</b>	<b>0</b>



S.28

## Josh Gregory

5-9 · 194 · So.  
Huntsville, AL (Lincoln Co. HS)

**2007:** Earned the team's Most Improved Strength Training award for the safeties during spring practice ... Transferred to Middle Tennessee from Auburn.

**High School:** Lettered in football, basketball, baseball, and track at Lincoln County High School ... Three-time all-state and all-region ... Named best running back in the region in 2004 and tabbed the team MVP in 2003 ... Collected 80 tackles and two sacks while rushing for 3,500 yards during his career.

**Personal:** Parent: Tonya Gregory ... Born: 11/18/86 ... Major: Undecided.



WR.83

## Jonathan Grigsby

5-9 · 186 · r-Sr.  
Franklin, TN (Fred J. Page HS)

**2006:** Played in all 13 games and earned four starts ... Had a career-best 24 receptions for 319 yards to rank third on the team ... Enjoyed a solid spring and earned a starting role at receiver ... Led the White team with five receptions for 82 yards in the Blue-White Spring Game ... Made his first collegiate start in win over FIU and had one reception for five yards ... Registered a career-best seven catches for 59 yards at Maryland (43 snaps) to earn a "winning performance" from the coaching staff ... Had one catch against Tennessee Tech ... Had two catches in 35 plays at Oklahoma ... Collected three passes for 71 yards, including a personal-best 53-yard reception in win over North Texas ...

# Player Profiles

2006 SJN BELT CONFERENCE CHAMPIONS



Added two catches for 36 yards against Louisville ... Did not catch a pass at Louisiana-Monroe but did earn a "winning performance" ... Had his second straight "winning performance" after grabbing two passes for 28 yards at Louisiana-Lafayette ... Recorded one reception for 11 yards against FAU ... Did not have a catch against ASU, South Carolina, or Troy ... Reeled in five receptions for a career-best 86 yards in Motor City Bowl against Central Michigan.

**2005:** Saw action in the last five games of the season at wide receiver ... Finished the year with three catches for 50 yards ... Had two catches for 45 yards against Arkansas State and added one reception for five yards at FIU ... Led the Blue Raiders with four receptions for 59 yards in the annual Blue-White Scrimmage in 2005.

**2004:** Did not see any action but was put on scholarship.


**2003:** Took a redshirt year after joining the team as a walk-on.

**High School:** Lettered four years in football and basketball and one year in track at Fred J. Page High School ... Voted second team all-county as a quarterback in 2001 and 2002 and earned MVP honors in 2002 and 2003.

**Personal:** Parents: John Earl Grigsby and LaVerne Grigsby ... Born: 10/23/84 ... Major: Organizational Communication.

## Statistics

Receiving	Rec.	Yds.	Avg.	LG	TD
2005	3	50	16.7	25	0
2006	24	319	13.3	53	0
<b>Total</b>	<b>27</b>	<b>369</b>	<b>13.7</b>	<b>53</b>	<b>0</b>



## DE.60 Jason Gulley

5-11 · 225 · r-Jr.  
Hendersonville, TN (Hunters Lane HS)

**2007:** Joined the Blue Raiders as a walk-on and went through spring drills after spending five years in the Marines ... Honorably discharged as an E-5 and was deployed to Iraq twice.

**High School:** Lettered in football at Fairview High School and his senior year at Hendersonville High School ... Tabbed the Williamson County Defensive

Player of the Year as a junior at Fairview.

**Personal:** Parent: Roger Gulley and Linda Merritt ...  
Born: 6/23/81 ... Major: Aerospace.



## LB.55

### Andrew Harrington

6-2 · 220 · Jr.

Dekalb, MS (East Central Mississippi JC)

**2007:** Came out of spring drills as the starter at the "sam" linebacker position.

**ECMJC:** Named honorable mention all-state in 2006 after leading East Central Mississippi JC in tackles with 75 ... Also had four sacks and three interceptions ... Selected to play in 2006 MACJC All-Star game ... Earned the team's "Warrior Award" (school's most coveted award).

**High School:** Lettered in football, basketball, and track at Kemper County High School ... Played quarterback and free safety.

**Personal:** Parents: Andrew McGraw and Diane Windom ... Born: 11/16/85 ... Major: University Studies.



## OL.75

### Chris Hawkins

6-3 · 285 · r-Fr.

Lexington, KY (Henry Clay HS)

**2007:** Presented the Jeanne Massaquoi Freshman Academic Award at the conclusion of spring practice.

**2006:** Took a redshirt year in order to improve strength and gain experience at the collegiate level.

**High School:** Earned all-state and all-city honors as a senior while starting every game for Henry Clay High School ... Graded out at 93.2 percent and became the first lineman in school history to earn a perfect grade of 100 percent in a game during the 2005 season ... Was also a team captain and tabbed the top lineman at Henry Clay as a senior ... Started every game as a junior and graded out at 89.3 percent and started

eight games as a sophomore ... Played for Coach Sam Simpson.

**Personal:** Chris Hawkins ... Parents: John and Connie Hawkins ... Born: 10/26/87 ... Major: Concrete Industry Management.



## WR.4

### Taron Henry

6-1 · 189 · Sr.


Murfreesboro, TN (Riverdale HS)

**2007:** Registered three receptions for 43 yards in the Blue-White game.

**2006:** Played in all 13 games and started 12 times ... Fourth on the team with 16 receptions for 247 yards and one touchdown ... Earned the starting nod at the end of spring drills at "Z" receiver spot ... Had four receptions for 112 yards in the Blue-White Spring Game for the Blue team, including a 50-yard grab ... Led the Blue Raiders with four catches for 39 yards in win over FIU and was second among receivers with 48 snaps played ... Did not have a reception in 64 plays at Maryland ... Had one catch for 13 yards and a touchdown in win over Tennessee Tech ... Did not have a reception in 23 plays at Oklahoma ... Had a 28-yard reception against North Texas and a 26-yard grab against Louisville for his only receptions in those games ... Did not catch a pass at Louisiana-Monroe ... Matched his personal-best with five receptions for a career-high 85 yards in the win over Louisiana-Lafayette and earned a "winning performance" from the coaches ... Did not have a reception against FAU

... Collected two receptions for 29 yards in win over ASU and recorded one catch for 11 yards at South Carolina ... Had a catch for 16 yards against Central Michigan in the Motor City Bowl.

**2005:** Played in all 11 games and earned four



# Player Profiles

2006 SUN BELT CONFERENCE CHAMPIONS

- Media Information
- Preview
- Players
- About Middle Tennessee
- Staff
- 2006 Review
- Opponents
- History
- Records

starts ... Finished the year with a personal-best 20 receptions for 192 yards ... Was second on the team with nine kickoff returns for an 18.6-yard average ... Had one catch in games against Alabama, North Texas, and Vanderbilt ... Hauled in two receptions against Akron ... Registered three kickoff returns for 75 yards, including a career long of 41 yards at FAU ... Collected three receptions in win over Arkansas State and again had three grabs the following week at NC State ... Recorded a career-best five catches at FIU for a personal-high 66 yards.

**2004:** Saw action in nine of 11 games, including two as a starter (North Texas, Arkansas State) ... Registered a total of two receptions for 35 yards on the season ... Reeled in a 25-yard reception against North Texas and a 10-yard grab at Troy.

**2003:** Sat out the year due to NCAA academic guidelines.

**High School:** An all-state, all-midstate, all-region, and all-Southeast region selection at Riverdale ... Earned a three-star rating by Rivals.com ... Played for Gary Rankin and helped lead the Warriors to three straight state finals appearances, including a title in 2001 ... Played wide receiver, defensive back, punt returner, and kickoff returner ... Broke his leg on the first play of the second quarter in game number four of his senior year and missed the remainder of the season (Riverdale finished 13-2 and was runner-up in the state title game) ... As a junior he caught 40 passes for a single-season record 1,140 yards to go with 13 touchdowns in keying Riverdale's perfect 15-0 season ... Also had two punt returns for touchdowns to go along with seven interceptions ... In the 2001 state title game against Hendersonville, Henry hauled in five passes for 196 yards and two touchdowns ... Lettered in football, track, and basketball.

**Personal:** Parents: Terry Henry and Karen Nance ... Born: 4/18/84 ... Major: Physical Education.

### Statistics

Rushing	Rec.	Yds.	Avg.	LG	TD
2005	4	11	2.8	5	0
Receiving	Rec.	Yds.	Avg.	LG	TD
2004	2	35	17.5	25	0
2005	20	192	9.6	26	0
2006	16	247	15.4	30	1
<b>Total</b>	<b>38</b>	<b>472</b>	<b>12.4</b>	<b>30</b>	<b>1</b>
KO Ret	No.	Yds.	Avg.	LG	TD
2005	9	167	18.6	41	0



**LB.27**

**Ivon Hickmon**

6-1 • 215 • Jr.

Lake, MS (East Central Mississippi JC)

**2007:** Missed the last half of spring drills due to an injury ... Listed behind Lonnie Clemons at the "will" linebacker spot coming out of spring practice.

**ECMJC:** Named honorable mention all-state in 2006 after collecting 73 tackles, two interceptions, and five sacks as a sophomore at East Central Mississippi JC ... Selected to play in 2006 MACJC All-Star game ... Voted team's most valuable player and earned a team captain award in 2006 ... Collected 50 tackles as a freshman which ranked second on the team.

**High School:** Lettered in football, basketball, and baseball at Lake High School ... Played both wide receiver and defensive back ... Earned honorable mention all-district honors his senior year and was the team's second-leading tackler.

**Personal:** Parents: Willie, Jr. and Janice Hickmon ... Born: 7/1/86 ... Major: Liberal Studies.



**DL.56**

**Wes Hofacker**

6-2 • 260 • r-Jr.

Allen, TX (Allen HS)

**2007:** Missed all of spring practice while recovering from an injury.

**2006:** Played in all 13 games and earned 11 starts ... Collected 19 total tackles on the year including six tackles for loss, a sack, and a fumble recovery ... Came out of spring drills listed no. 2 at MIKE linebacker but switched to defensive tackle in preseason practice ... Played 29 snaps in win over FIU and finished with two tackles while earning a "winning performance" mark from the coaching staff on defense ... Made his first Blue Raider start at Maryland and tallied one tackle in 44 snaps and earned a "winning performance" ... Also started against Tennessee

Tech and collected four stops while earning a second straight "winning performance" ... Did not have a tackle in 23 snaps at Oklahoma but had to leave the game early due to a mild concussion ... Was in on just 18 plays at North Texas and had one stop ... Did not have a tackle in 47 plays against Louisville ... Collected a sack at Louisiana-Monroe and earned a "winning performance" ... Forced a fumble at Louisiana-Lafayette to earn a second straight "winning performance" ... Had three tackles including one for loss of yards against FAU to earn a third consecutive "winning grade" ... Registered one tackle at Arkansas



State ... Turned in a four-tackle effort at South Carolina ... Had two stops and 0.5 tackles for loss against Troy.

**2005:** Transferred to Middle Tennessee and had to sit out the year due to NCAA transfer rules.

**East Carolina:** Was a late addition to the 2004 class after initially making a verbal

commitment to Northeastern. ... Hofacker changed his mind after being recruited by current Blue Raider linebacker coach Art Kaufman ... Played as a true freshman in all 11 games (did not earn any starts) ... Registered 15 total tackles to go along with one sack (vs Tulane) and a pass breakup ... Had a season-high five tackles against Tulane and tallied two stops each against Wake Forest, Army, and Memphis.

**High School:** Despite missing a portion of his senior season for knee surgery, Hofacker had 60 tackles, six sacks, four forced fumbles, and one fumble recovery for a 13-2 Eagles team that reached the state semifinals in the 5-A Division II playoffs ... Played varsity for three years and made first team all-district as a senior ... Played football for Coach Joe Martin.

**Personal:** Parents: Jody and Mary Hofacker ... Born: 1/21/86 ... Major: University Studies.

### Statistics

Tackles	UA	A	Tot.	Sacks	TFL	FR	INT
2006	13	6	19	1-7	6-20	1	0



**WR.17**

**Patrick Honeycutt**

5-9 · 173 · r-So.  
Pelham, AL (Spain Park HS)

**2007:** Named the Most Dependable Wide Receiver at the conclusion of spring practice.

**2006:** Was listed number two at the "B" receiver spot coming out of spring drills ... Collected two receptions for 32 yards in the Blue-White Spring Game ... Was off to a great start in preseason camp before suffering a knee injury and had to sit out the entire year.

**2005:** Took a redshirt year.

**High School:** Earned all-OTM honors two years in a row at Spain Park High School ... Played in the Max Emfinger All-American game ... Was also all-metro honorable mention two years in a row ... Earned all-state honors in track ... Lettered in football, baseball, and track ... Played football for Coach Vince Dilorencz.

**Personal:** Parents: Tony and Leigh Ann Honeycutt ... Born: 12/30/86 ... Major: Construction Management.



**TE.82**

**Alvin Ingle**

6-2 · 240 · r-Fr.  
Madison, TN (Pope John Paul II HS)

**2007:** Missed spring practice while recovering from an injury.

**2006:** Did not play in win over FIU ... Had nine snaps at Maryland (6 on special teams) and was in on 18 plays against Tennessee Tech (10 on offense) ... Suffered an injury and did not see action the rest of the season.

**High School:** Grabbed 25 passes for 350 yards and two touchdowns as a senior at Pope John Paul II High School ... Voted first team all-state in 2004 and 2005 by the Tennessee Sports Writers Association ... Was a finalist for Tennessee's Mr. Football for Division II-A/AA ... Named all-midstate and all-county as a sophomore, junior, and senior ... Was a preseason all-American by Rivals.com ... Lettered four years in football and basketball ... Excelled on the basketball court, where he tallied the most points in school history and earned

all-county honors three years in a row ... Was also voted team captain his senior year.

**Personal:** Alvin D. Ingle ... Parents: Alvin Ingle Sr. and Doreen Ingle ... Born: 4/26/88 ... Major: Mass Communication.



**QB.10**

**Patrick Jackson**

6-0 · 192 · r-Sr.  
Macon, GA (First Presbyterian HS)

**2006:** Saw playing time in a career-best two games ... Enjoyed his best spring at Middle Tennessee and earned the backup role at quarterback behind Clint Marks ... Completed 16 of 23 passes for 200 yards and tossed two interceptions in the Blue-White Spring Game ... Saw his first collegiate action late in win over Tennessee Tech with three total snaps (lone pass attempt was incomplete) ... Played a career-best nine snaps at South Carolina and rushed one time for three yards while going 0-for-2 in the passing department.

**2005:** Did not compete in any games but was a member of the travel squad.

**2004:** Did not compete in any games.

**2003:** Took a redshirt year.

**High School:** A two-time all-state and three-time all-region pick for First Presbyterian ... Was the team's Offensive MVP all three years and picked team captain as a junior and senior ... Left First Presbyterian as the school's record holder in every statistical passing category (except longest completion) ... Helped lead the Vikings to the state semifinals in 2000 and 2002, while taking them to the state title game in 2001 ... Threw for 8,010 yards (ranks among top 50 all-time in high school ranks) and 72 touchdowns and completed 55.2 percent of his passes (544-985) during his prep career ... Completed 213 of 356 passes (60.0 percent) for 2,935 yards and 26 touchdowns in 2002 ... Named Macon TD Club Player of the Week four times ... Also rushed for 465 yards on 78 attempts and two scores ... As a junior he threw for 2,884 yards and 28 touch-

downs and threw for 2,112 yards as a sophomore ... First player in the history of First Presbyterian Day School to sign a Division I-A scholarship.

**Personal:** Parents: Eddie and Marna Berryhill ... Born: 9/19/84 ... Major: Master's Business Administration.

**Statistics**

Passing	G	A-C	Pct.	Yds.	TD	INT	LG
2006	2	3-0	.000	0	0	0	0



**DL.97**

**Trevor Jenkins**

6-1 · 285 · Jr.  
Macon, GA (Stratford HS)

**2007:** Presented the Dr. James E. Walker Junior Academic Award following spring drills.

**2006:** Started all 13 games as a defensive tackle ... Had a career-best 35 tackles on the season to go along with 10.5 tackles for loss ... Came out of spring drills as the starter at defensive tackle ... Registered two tackles and a quarterback sack in the Blue-White



Spring Game ... Was given the Blue Raider Defensive Line award for his play during spring ball ... Also presented with the Don Craig Freshman Academic Award ... Made his first collegiate start in the win over FIU and responded with three tackles in 57 snaps played (led all defensive linemen) ... Earned a "winning performance" from the coaching staff

on defense against FIU ... Had career-best five tackles at Maryland and came back with two stops in over Tennessee Tech ... Earned a "winning performance" in win over Tech ... Had two tackles for loss in 35 snaps at Oklahoma and earned a "winning performance" ... Tallied one tackle in the Blue Raiders' shutout of North Texas ... Came up with four stops in 46 plays against Louisville ... Matched his personal best with five tackles at Louisiana-Monroe, including one for loss



# Player Profiles

2006 SUN BELT CONFERENCE CHAMPIONS

- Media Information
- Preview
- Players
- About Middle Tennessee
- Staff
- 2006 Review
- Opponents
- History
- Records

of yards (also had a "winning performance") ... Had four tackles, including two for loss of yards in the win over Louisiana-Lafayette to earn his second straight "winning performance" ... Came up with just one stop in win over FAU ... Collected five tackles in win at Arkansas State ... Did not have a tackle at South Carolina ... Was credited with two tackles against Troy and had two, including one for loss of yards against Central Michigan in the Motor City Bowl.

**2005:** Played in 10 of 11 games as a true freshman at defensive tackle ... Finished the year with 11 total tackles and one tackle for loss ... Registered two tackles in his first collegiate game against Alabama in the season opener ... Also had two stops against Akron ... Was not available against FAU due to an injury ... Had one tackle versus ULL, Arkansas State, NC State, Troy, and FIU ... Added two tackles off the bench against Louisiana-Monroe.

**High School:** Helped lead Stratford Academy to the Georgia 3A state championship after collecting 95 total tackles, 27 tackles for loss, and eight sacks ... Tabbed the Macon Telegraph Athlete of the Year ... Rated a two-star recruit by Rivals.com ... Attended the prestigious Nike Camp, where he finished in the top ten among all defensive tackles in 40-yard dash, shuttle speed, bench press, and vertical leap (2nd) ... Had offers from Louisville, Ball State, and The Citadel ... Also lettered in basketball, wrestling, and track.

**Personal:** Parents: Joseph and Betty Jenkins ... Born: 3/19/86 ... Major: Business Management ... Other: Plans to get into international banking after graduation.

### Statistics

Tackles	UA	A	Tot.	Sacks	TFL	FR	INT
2005	6	5	11	0-0	1-2	0	0
2006	24	11	35	0-0	10.5-23	0	0
<b>Total</b>	<b>30</b>	<b>16</b>	<b>46</b>	<b>0-0</b>	<b>10.5-23</b>	<b>0</b>	<b>0</b>




**WR**  
**Chris Johnson**  
5-11 • 186 • r-Jr.  
Macon, GA (Stratford HS)

**Tennessee State:** Attended Tennessee State from 2004 to 2006.

**High School:** Attended Loyola High School in Los Angeles where he lettered in football and track ... Named to the all-Sierra league his senior year after

grabbing 25 passes for 425 yards and five touchdowns.

**Personal:** Parents: Jimmy Johnson and Barbara Pitts ... Born: 4/18/86 ... Major: Mass Communication.



**DE.19**  
**Tavares Jones**

6-2 • 242 • Sr.

Swainsboro, GA (Swainsboro HS)

**2007:** Named to Rotary Lombardi Watch List in March ... Voted the Most Dependable Defensive Linemen by the coaches following spring practice ... Had five stops in the Blue-White game.

**2006:** Named First Team All-Sun Belt Conference

... Started all 13 games at defensive end and enjoyed a career year for the Blue Raiders ... Had 38 total stops on the year to go along with career-bests in tackles for loss (9.5) and sacks (5.5) ... Also added two fumble recoveries and a pass breakup ... Made the move from linebacker to defensive end in the spring and impressed the coaching staff with his motor and work ethic ... Collected two tackles, a tackle for loss, and a pass breakup in the Blue-White Spring Game ... Earned the Most Dependable Defensive Line award following spring drills ... Played 47 snaps (37 defense, 12 special team's) against FIU and had one tackle while earning a "winning performance" on defense from the coaches ... Had two stops at Maryland and earned another "winning performance" ... Also collected two tackles against Tennessee Tech on his way to a third straight "winning performance" ... Collected four tackles, including a sack and a fumble recovery in 48 plays at Oklahoma ... Was awarded with a "winning performance" following the OU game ... Collected a career-best two sacks and five total tackles in win over North Texas and earned a "winning performance" for defense and special teams ... Had four tackles, a sack, and 1.5 tackles for loss against Louisville ... Collected five stops, including a tackle for loss in the win at Louisiana-Monroe to earn a "winning performance" ... Had a tackle and a fumble

recovery at Louisiana-Lafayette to earn his second straight "winning performance" ... Had another "winning grade" against FAU after collecting four tackles to go along with a sack and a pass breakup ... Registered two stops and a tackle for loss in road win over Arkansas State ... Collected two tackles and a quarterback hurry at South Carolina ... Registered three tackles and a half sack against Troy and three stops versus Central Michigan in the Motor City Bowl.

**2005:** Saw action in all 11 games, including one as a starter ... Had a total of 19 stops on the season to go with a tackle for loss and a pass breakup ... One of three players at the end of spring drills to win the team's Best Effort award ... Had one tackle against Alabama, North Texas, Vanderbilt, and FAU ... Registered four stops versus Akron ... Collected a tackle for loss at home against ULL ... Earned his first collegiate

start at linebacker against Arkansas State and responded with two tackles and a pass breakup ... Credited with a career-best seven tackles at FIU in the season finale.

**2004:** Played in all 11 contests, almost exclusively on special teams ... Registered pair of tackles, both on kickoff returns, one each against Florida Atlantic and in season finale at Troy.



**High School:** Voted

first team Class 3A all-state as a tight end in 2003 after leading Swainsboro to a 10-1-2 record and a No. 3 ranking ... *Savannah Morning News* first team all-area ... The *Augusta Chronicle* first team all-area ... Was all-region as a junior and senior ... Selected to play in the GACA All-Star game ... Was written up in the *Augusta Chronicle* during the 2003 season as one of the "Area's Scariest Defenders" ... Led team with 167 hits and one interception ... Voted team's most valuable player ... In a big win over Appling, Jones recorded 15 tackles, an interception, and two fumble recoveries ... Also played basketball (first team all-region as a junior) and track ... Played football for Coach Shane Williamson.

**Personal:** Parents: Willie and Sabrina Dawson and Lillie Jones ... Born: 3/30/86 ... Major: Psychology.



# Player Profiles

2006 SJC BELT CONFERENCE CHAMPIONS



## Statistics

Tackles	UA	A	Tot.	Sacks	TFL	FR	INT
2004	2	0	2	0-0	0-0	0	0
2005	10	9	19	0-0	1-2	0	0
2006	22	16	38	5.5-38	9.5-43	2	0
<b>Total</b>	<b>34</b>	<b>25</b>	<b>59</b>	<b>5.5-38</b>	<b>10.5-45</b>	<b>0</b>	<b>0</b>



**PK.35**

**Matt King**

5-10 • 190 • r-Jr.  
Valdosta, GA (Valdosta HS)

**2007:** Named the Most Dependable Specialist following spring drills ... Made a 31-yard field goal in the Blue-White game and had two of his four kickoffs reach the endzone.

**2006:** Played in 10 games and took over the kickoff duties for good beginning with the North Texas contest ... Had eight total touchbacks on the season and his average kickoffs went to the 6.3 yard line ... Connected on both point after attempts in the Blue-White Spring Game ... Kicked off twice at Maryland and twice against Tennessee Tech ... Did not play at Oklahoma ... Handled all kickoffs against North Texas (one touchback) and Louisville ... Had six kickoffs at Louisiana-Monroe and three went for touchbacks ... Registered three touchbacks in seven attempts in win over Louisiana-Lafayette ... Did not have a touchback in six attempts against FAU or against ASU in seven attempts ... Had a touchback in four attempts against Troy.

**2005:** Sat out due to NCAA academic rules.

**High School:** Lettered four years in football and soccer at Valdosta High School ... Earned honorable mention all-state honors as a senior and also was tabbed all-region ... Was all-region in soccer.

**Personal:** Parents: Ray and Linda King ... Born: 1/29/86 ... Major: Concrete Industry Management.

## Kickoffs

Year	No.	Yds	Avg	TB	OB
2006	47	2731	58.1	8	2



**OL.62**

**Evon Lettsome**

6-4 • 287 • r-Fr.  
Apopka, FL (Apopka HS)

**2006:** Took a redshirt year in order to improve strength and gain experience at the collegiate level.

**High School:** Named 2005 Preseason all-Friday Night Football by FridayNightFootball.net ... All-region, all-district, and all-city ... Played for Coach Ty Ensor.

**Personal:** Evon Lettsome ... Parents: Eleston Lettsome and Latonya Rew ... Born: 8/21/88 ... Major: Construction Management Technology.



**OL.76**

**Jamal Lewis**

6-4 • 295 • r-Fr.  
Huntsville, AL (Butler HS)

**2007:** Enjoyed a solid spring and will enter fall camp as the starter at left guard beside all-conference tackle Franklin Dunbar ... Lewis and Dunbar are the two strongest players on the team making the left side of the line a strength on offense.

**2006:** Took a redshirt year in order to improve strength and gain experience at the collegiate level ... Traveled to every game and spent the entire year no. 2 at left tackle.

**High School:** Lettered three years in football at Butler High School ... Named to the *Huntsville Times* Super all-metro team in 2004 and 2005 and was honorable mention as a sophomore

... Named all-city three seasons and all-region twice ... Was the team's MVP in 2005 and voted top lineman in 2004 ... Coached by Dean Sanders.

**Personal:** Parents: Robert Flowers and Elizabeth Lewis ... Born: 9/2/88 ... Major: Liberal Studies.



**FB.37**

**Brodey Mann**

6-1 • 241 • r-Jr.  
Heath, OH (Heath HS)

**Noteworthy:** Attended Tiffin University in Ohio in 2004-05.

**High School:** Lettered four years in football and three years in track and wrestling ... Was all-state, all-district, and all-conference in 2003 and 2004 for Heath High School in Ohio ... Set the single-season record at Heath with 45 receptions for 1,055 yards his senior year.

**Personal:** Parents: Doug Mann and Fran Stidham ... Born: 11/19/85 ... Major: University Studies.



**DL.96**

**Derek Mason**

6-4 • 271 • r-Sr.  
Starkville, MS (East Mississippi JC)

**2007:** Named the Most Improved Strength Training for defensive linemen following spring drills ... Collected six tackles and a sack in the Blue-White game.

**2006:** Played in 10 total games along the defensive front ... Had four total tackles on the season, one tackle for loss, and one pass breakup ... Made the move from offensive line to defensive line during the spring ... Had one stop in the Blue-White Spring Game ... Was listed behind Trevor Jenkins at defensive tackle coming out of spring drills ... Did not play against FIU ... Saw one snap at Maryland and was in on five plays against Tennessee Tech ... Earned a "winning performance" from the coaches following the Tech victory ... Played a career-best 21 plays at Oklahoma ... Was in on seven plays at North Texas and did not play against Louisville ... Had nine snaps in win at Louisiana-Monroe and 16 at Louisiana-Lafayette but did not register a tackle in either contest ... Tallied one stop in 18 plays against FAU ... Had 16 snaps at ASU and 18 at South Carolina ... Collected two tackles and a pass breakup against Troy ... Had a tackle for loss in Motor City Bowl against Central Michigan.

**2005:** Took a redshirt year but was a member of the travel squad.



# Player Profiles

2006 SUN BELT CONFERENCE CHAMPIONS

- Media Information
- Preview
- Players
- About Middle Tennessee
- Staff
- 2006 Review
- Opponents
- History
- Records

East Mississippi JC: Was all-state and all-North Division and earned a spot in the MJCAA All-Star game in December 2004 ... Started all nine games at offensive tackle in 2004 and graded 75 percent or better in every game for Coach Alan Rudolph ... Also tallied 21 pancakes while allowing only two sacks the entire season ... Was a tight end his freshman year at EMJC ... Recruited by Memphis and Louisiana-Lafayette.

**High School:** Played tight end at Starkville High School where he was a member of a state championship team.

**Personal:** Parent: Patricia Mason ... Born: 11/27/84 ... Major: Physical Education.

Statistics							
Tackles	UA	A	Tot.	Sacks	TFL	FR	INT
2006	3	1	4	0-0	1-2	0	0



## DL.98 Chris McCoy

6-4 · 277 · r-So.  
Villa Rica, GA (Villa Rica HS)

**2006:** Saw action in 11 games and tallied six tackles on the season, including a sack and a forced fumble ... Came out of spring drills listed number two at defensive end behind Erik Walden ... Played just 16 snaps on defense in win over FIU and recorded two tackles, a quarterback sack, and a forced fumble to earn a "winning performance" from the coaching staff ... Had one tackle at Maryland ... Played 33 snaps against Tennessee Tech and earned a "winning performance" ... Registered one tackle in 26 plays at Oklahoma ... Did not have a tackle against North Texas or Louisville ... Had one stop in five plays at Louisiana-Monroe and one in five snaps at Louisiana-Lafayette ... Was in on seven plays each against FAU and ASU and was in on 18 at South Carolina.

**2005:** Took a redshirt year.

**High School:** Lettered in football and basketball at Villa Rica High School ... Only started playing football as a junior ... Collected 120 tackles and 11 sacks as a senior ... Registered three sacks and forced a fumble in a game against Harrison County ... Was the starting center on Villa Rica's basketball team where he averaged double figures two years in a row.

**Personal:** Parents: Joe McCoy and Levon Miller ... Born: 11/25/86 ... Major: Liberal Studies.

## Statistics

Tackles	UA	A	Tot.	Sacks	TFL	FR	INT
2006	3	3	6	1-7	1-7	0	0



## RB.22 DeMarco McNair

5-11 · 195 · r-Sr.  
Thomson, GA (Thomson HS)

**2006:** Played in all 13 games and earned one start ... Was second on the team in rushing with a career-best 586 yards on 139 attempts and scored seven touchdowns during the season ... Also added 16 receptions for 139 yards ... Showed a little rust during the spring after sitting out the 2005 season but

gained confidence and improved toward the end of spring drills ... Rushed for 32 yards for the Blue team in the Blue-White Spring Game ... Was listed as Eugene Gross' backup coming out of spring practice ... Rushed nine times for 51 yards in the opener against FIU and joined Eugene Gross as the only offensive players to earn a "winning performance" from the coaching staff ... Played 30 snaps against FIU (20 offense, 10 special team's) ... Had 38 plays at Maryland and rushed for 46 yards on 13 attempts to go along with a personal-best three receptions ... Earned a "winning performance" against Tennessee Tech after collecting 29 yards on just five attempts and reeling in one reception ... Led the Blue Raiders in rushing at Oklahoma with 37 yards on nine attempts while returning four kickoffs for 88 yards ... Rushed for 62 yards on 17 attempts and had a 1-yard touchdown run in the win against North Texas and earned a "winning performance" from the coaching staff ... Registered 24 yards rushing and a reception against Louisville ... Rushed for 91 yards and two touchdowns in win over Louisiana-Monroe to go along with two receptions (earned a "winning performance") ... Had a career-best four receptions for 45 yards in the win at Louisiana-Lafayette ... Rushed for 25 yards on five carries and caught a team-high two passes in win over FAU ... Led the Blue Raiders with a career-best 98 yards on just nine

attempts to go along with two touchdowns in win over Arkansas State ... Had a 48-yard touchdown run against the Indians ... Registered 33 yards rushing on just seven carries at South Carolina ... Led the Blue Raiders with 62 rushing yards on 15 attempts against Troy ... Rushed for 23 yards and a touchdown in the Motor City Bowl against Central Michigan.

**2005:** Earned the Blue Raiders' Blue Dawn award in 2005 for his performance in the team's off-season conditioning program ... Sat out the year due to NCAA academic guidelines ... Was able to practice with the team on a daily basis.

**2004:** Played in all 11 contests, mostly on special teams until the final games of the season ... Rushed 21 times for 112 yards and two touchdowns and



caught one pass ... Ranked third on the squad with six special teams tackles, three each on kickoff and punt returns ... First career carry was for a 10-yard score against Arkansas State ... Rushed four times for 11 yards at Florida ... Had two carries versus Idaho and at New Mexico State ... Totaled season-high seven rushes for 13 yards against Louisiana-Monroe ... Carried five times for 71 yards and one TD including team season-long 67-yard run in finale at Troy ... Also caught a 13-yard shuttle pass at Troy.

**2003:** Sat out the year due to NCAA academic guidelines.

**High School:** Selected the Georgia AAAA State Player of the Year ... Voted to the *Atlanta Journal-Constitution's* Class AAAA all-state team in 2002 while also earning Offensive Player of the Year honors ... During his career, McNair rushed for 4,066 yards and 68 touchdowns while leading Thomson to a 42-8 record in four years ... A three-year letterman and starter for Thomson ... Led team to 2002 AAAA state championship by rushing for 163 yards on 20 carries against Thomson County Central ... Was an honorable mention all-state selection as a junior after rushing for 1,370 yards and 19 touchdowns ... Team went 11-2 in 2001.

**Personal:** Parent: Jeannie McNair ... Born: 3/21/85 ... Major: Liberal Studies.

# Player Profiles

2006 SJC BELT CONFERENCE CHAMPIONS



## Statistics

Rushing	Rec.	Yds.	Avg.	LG	TD
2004	21	112	5.3	67	2
2006	139	586	4.2	48	7
<b>Total</b>	<b>160</b>	<b>698</b>	<b>4.4</b>	<b>67</b>	<b>9</b>

Receiving	Rec.	Yds.	Avg.	LG	TD
2004	1	13	13.0	13	0
2006	16	139	8.7	27	0
<b>Total</b>	<b>17</b>	<b>152</b>	<b>8.9</b>	<b>27</b>	<b>0</b>

Total Off.	Plays	Rush	Pass	Tot.	Avg/G
2004	21	112	0	112	10.2
2006	139	586	0	586	45.1
<b>Total</b>	<b>160</b>	<b>698</b>	<b>0</b>	<b>698</b>	<b>29.1</b>

All-Purp.	Rush	Rec	PR	KR	Tot
2004	112	13	0	0	125
2006	586	139	0	155	880
<b>Total</b>	<b>698</b>	<b>152</b>	<b>0</b>	<b>155</b>	<b>1005</b>

Scoring	TD	FG	PAT	Saf	Points
2004	2	0	0	0	12
2006	7	0	0	0	42
<b>Total</b>	<b>9</b>	<b>0</b>	<b>0</b>	<b>0</b>	<b>54</b>

**2006:** Started all 13 games at defensive end ... Had a career-best 40 tackles to go along with 9.5 tackles for loss and two sacks on the season ... Also led the team with four forced fumbles and two fumble recoveries ... Enjoyed a solid spring where he earned the starting job at defensive end ... Led the Blue team with eight tackles and three quarterback sacks in the Blue-White Spring Game ... Played 49 snaps (39 offense, 10 special teams) in win over FIU and collected one tackle in earning a "winning performance" from the coaching staff ... Had two tackles at Maryland ... Registered three stops against Tennessee Tech while earning a "winning performance" ... Coaches gave him a "winning performance" at Oklahoma after he tallied five tackles in 34 plays ... Had three tackles, a tackle for loss, and a sack in the Blue Raiders' shutout win over North Texas to earn a "winning performance" ... Had three stops against Louisville ... Had three tackles at Louisiana-Monroe and earned a "winning performance" ... Registered a tackle and a forced fumble against Louisiana-Lafayette ... Had a "winning grade" after collecting five tackles and recovering a fumble against FAU ... Had two tackles against ASU and both were for loss of yards, including a sack ... Collected a season-high six tackles to go along with a tackle for loss and a forced fumble at South Carolina ... Registered five stops, a forced fumble, and a pass breakup against Troy in regular season finale.



along with two tackles ... Credited with three tackles at FIU.

**2004:** Earned the defense's Most Improved award during 2004 spring drills ... Started nine of 11 contests, registering 36 total stops including four for loss and three sacks ... Also forced a fumble, recovered a fumble, and blocked one kick ... Drew start in opener at Akron, registering three tackles and forcing a fumble ... Again collected three tackles and blocked the team's second field goal in two weeks versus Florida Atlantic ... Made six solo tackles at Louisiana-Lafayette ... Collected four tackles versus Arkansas State and four solo stops, one for loss, at Florida ... Had 0.5 tackles for loss against both Idaho and Utah State and a sack versus USU ... Recovered a fumble and collected four tackles at

New Mexico State ... Recorded three solo stops including two sacks versus Louisiana-Monroe ... Had four tackles in finale at Troy.

**2003:** Took a redshirt year.

**High School:** The Savannah Morning News Defensive Player of the Year led Screven County to a 15-0 record his senior year and a Class AAA state championship (first state title in 71 years) ... Selected first team all-state for Coach Mark Daniel's team ... Finished his senior year with 129 tackles, including 11 for loss of yards ... Team went 12-1 his junior year ... Had 333 tackles during his entire prep career ... Lettered in football and wrestling.

**Personal:** Parents: Tommy and Diane Mosley ... Born: 10/4/84 ... Major: University Studies.

## Statistics

Tackles	UA	A	Tot.	Sacks	TFL	FR	INT
2004	25	11	36	3-15	4-17	1-0	0
2005	17	8	25	2-12	3-15	1-0	0
2006	21	19	40	2-9	9.5-22	2-0	0
<b>Total</b>	<b>63</b>	<b>38</b>	<b>101</b>	<b>7-36</b>	<b>16.5-54</b>	<b>4-0</b>	<b>0</b>

OL.69

**J. C. Moore**

6-6 · 320 · r-Fr.  
Forest, MS (Forest HS)



**2006:** Took a redshirt year in order to improve strength and gain experience at the collegiate level.

**High School:** Helped lead Forest High School to an 8-4 record and the second round of the playoffs in 2005 ... Was a big reason Forest had the region's top throwing quarterback and leading receiver ... Voted all-area and all-city in 2005 ... Played for Coach Judd Boswell.

**Personal:** James Clark Moore ... Parent: James H. Moore and Lynn Moore ... Born: 7/6/88 ... Major: Physical Education.

DE.45

**Sean Mosley**

6-2 · 260 · r-Sr.  
Sylvania, GA (Screven County HS)



**2007:** Had five total tackles, including a game-high four sacks in the Blue-White game.

**2005:** Played in all 11 games, including five as a starter ... Had 25 tackles on the season while also registering two sacks, three tackles for loss, a fumble recovery, and a blocked punt ... Shared the team's Best Attitude award with three others following spring drills ... Collected three tackles each against Akron and Vanderbilt ... Registered the team's lone sack in the win over the Commodores ... Had a fumble recovery in win over FAU ... Came away with five tackles (four solos) and earned the start against ULL ... Enjoyed a strong game in win over Arkansas State by collecting three tackles, a quarterback sack, and a blocked punt (second blocked kick of career) ... Had two stops against Louisiana-Monroe and only one tackle at NC State ... Came up with the third blocked kick of his career when he rejected a punt at Troy to go



- Media Information
- Preview
- Players
- About Middle Tennessee
- Staff
- 2006 Review
- Opponents
- History
- Records



**S/KR.5**  
**Damon Nickson**  
 6-0 · 177 · Sr.  
 Milton, FL (Milton HS)


**2007:** Named the Most Dependable Safety by the coaches following spring drills ... Picked up two interceptions in the Blue-White game.

**2006:** Voted Second Team All-American by SI.com and Scout.com as a kick returner to become first All-American at MT in the I-A era ... Named First Team All-Sun Belt Conference as a defensive back and as a return specialist (first Blue Raider to be a first team selection for two different positions since Dee Mostiller in 1996) ... Started all 13 games and enjoyed a career-best season for the Blue Raiders ... Had 61 tackles on the season to go along with three tackles for loss, a sack, five interceptions, two pass breakups, and a forced fumble ... As a kickoff returner, Nickson had 21 returns for 605 yards (third on single-season list), two touchdowns, and a 28.8 (second on single-season list) per return average to rank fifth nationally ... Named a semifinalist for the inaugural Randy Moss Return Specialist Award on Nov. 13 ... Was listed as the starter at strong safety following a productive spring ... Collected two tackles and a pass breakup in the Blue-White Spring Game ... Earned the Blue Raider Safety award for his play during the spring ... Played the second most snaps (74) on the team in win over FIU and responded with six tackles to earn a "winning performance" from the coaching staff ... Had four tackles at Maryland in 55 plays ... Tallied three stops, including a tackle for loss, in win over Tennessee Tech to earn a "winning performance" ... Registered four tackles in 54 plays at Oklahoma ... Had three tackles in win over North Texas and earned a "winning performance" ... Was tabbed the Sun Belt Conference Special Teams Player of the Week after setting a school record with 187 kickoff return yards on six attempts against Louisville ... His first career return against the Cards went for 88 yards and a touchdown and made Rivals.com Plays of the Week while also being featured on ESPN SportsCenter and ESPN College Gameday ... He also led the Blue Raiders on defense with seven tackles and an interception and earned a "winning performance" on special teams ... Collected five tackles including a tackle for loss at Louisiana-Monroe to go along with a kick return for 35 yards and earned a "winning performance" for defense and special teams ... Set a school and Sun Belt Conference record with four interceptions against Louisiana-Lafayette to go along with six tackles, a forced fumble, two kickoff

returns for a 29.5-yard average, and his first collegiate punt return for 14 yards ... His performance at ULL earned him the Walter Camp and the Bronco Nagurski National Defensive Player of the Week honors along with the Sun Belt Conference Defensive Player of the Week award ... Named the Sun Belt Conference Special Teams Player of the Week after returning the second half kickoff against FAU 94 yards for a touchdown (fifth longest in school history and the fourth longest in SBC history) ... Collected seven tackles against ASU to equal his career-best ... Had five tackles, a pass breakup, and his first career sack against South Carolina ... Added four tackles and a pass breakup against Troy ... Had five stops against Central Michigan in the Motor City Bowl.

**2005:** Saw action in all 11 games, including three as a starter ... Also played extensively on special teams ... Registered a career-best 35 tackles on the year to go with three pass breakups ... Did not register a tackle until the Akron game when he collected two ... Enjoyed his best game of the year at Vanderbilt with six stops (five solos) and a pass breakup ... Had two tackles and a pass breakup at FAU and was in on three stops against ULL ... Registered four tackles in win over Arkansas State ... Earned the start as an extra safety against Louisiana-Monroe and responded with seven tackles (five solos) ... Started at safety in place of an injured Jeremiah Weaver and collected two tackles ... Collected four tackles in his second straight start at Troy ... Added five tackles in season finale at FIU.

**2004:** Played in all 11 contests with six starts, collecting 23 tackles, one interception, and one pass breakup ... Tallied one tackle at Louisiana-Lafayette and North Texas ... Totaled four tackles and first career interception versus Arkansas State in first career start ... Registered season-high six stops and a pass breakup versus Idaho ... Recorded two stops versus Louisiana-Monroe and in finale at Troy.



**High School:** Played both quarterback and defensive back for Milton ... Registered 59 tackles, four interceptions, eight pass breakups, and three forced fumbles on defense ... Passed for 550 yards and six touchdowns, while rushing for 479 yards and eight scores on offense ... Voted third team all-state and tabbed District I Most Valuable Player by the Florida Coaches Association after leading team to a 9-2 record ... Also earned all-area honors ... Was a member of the track team.

**Personal:** Parent: Hazel Nickson ... Born: 9/9/84 ... Major: University Studies.

**Statistics**

Tackles	UA	A	Tot.	Sacks	TFL	FR	INT
2004	15	8	23	0-0	0-0	0	1-13
2005	24	11	35	0-0	0.5-2	0	0-0
2006	41	20	61	1-8	3-13	0	5-31
<b>Total</b>	<b>80</b>	<b>39</b>	<b>119</b>	<b>1-8</b>	<b>3.5-15</b>	<b>0</b>	<b>6-44</b>

KO Ret	No.	Yds.	Avg.	LG	TD
2006	21	605	28.8	94	2



**OL.79**  
**Brandon Nix**  
 6-4 · 296 · Sr.  
 Talladega, AL (Coosa Valley Academy)

**2007:** Presented the Dr. Sidney McPhee Senior Academic Award following spring practice.

**2006:** Played in all 13 games and earned nine starts as an offensive guard ... Had a cumulative grade of 72.2 percent to go along with 34 knockdowns ... Allowed just one sack all year ... Enjoyed a very consistent spring where he grabbed the starting job at left guard ... Was presented the Most Dependable Offensive Line award, along with Germayle Franklin, for his play during spring drills ... Earned the start at right guard and played 53 total snaps in win over FIU ... Played 61 snaps at Maryland and was in on 34 against Tennessee Tech ... Was in on 30 plays in loss to Oklahoma ... Saw action against North Texas and Louisville ... Earned a "winning performance" from the coaching staff against Louisiana-Monroe in 20 snaps ... Took Marcus Gates spot at right guard when Gates moved to center early in game due to an



injury to Paul Cantrell and played 56 snaps ... Started at right guard in win over FAU and earned a "winning grade" ... Came back to start at left guard against ASU and South Carolina.

**2005:** Played in all 11 games and started the first six games of the year at left guard ... For the year, Nix was in on 392 snaps to go along with 86.5 knock-downs ... Had a cumulative grade of 79 percent for the season ... Played 42 snaps and collected seven knockdowns in his first collegiate start at Alabama ... Registered 60 snaps and 11 knockdowns in loss to North Texas, then came back to collect eight knock-downs and earn a grade of 84 percent versus Akron ... Graded out at 72 percent in the win over Vanderbilt ... Was in on 69 snaps and had 21 knockdowns in win at FAU ... Also graded out at 81 percent against the Owls ... Graded out at 81 percent and collected 12 knockdowns in 41 snaps against ULL ... Did not start against Arkansas State but played 28 snaps and had a grade of 76 percent ... Had just seven snaps against Louisiana-Monroe ... Played 31 snaps at NC State and graded out at 78 percent ... Was in on 20 plays in win over Troy and had 11 snaps at FIU.

**2004:** Played in final eight contests of the season, making four tackles with 1.5 tackles for loss ... First collegiate action came at North Texas ... Registered one tackle, 0.5 for loss, versus Arkansas State ... Collected season-high three stops versus Idaho including one tackle for loss.

**High School:** The first signee Coosa Valley has ever had in its history (the entire school met in the gymnasium to witness his signing) ... Originally committed to Mississippi State ... Played for Coach Jim Stomps at Coosa Valley Academy ... Rated two stars by Rivals.com ... Played special teams, offense, and defense during his career ... Named first team all-state as an offensive lineman in 2002 and 2003 ... Against Central Christian he tallied three sacks and blocked a field goal ... Lettered in football, basketball, and baseball ... Was also a member of the Beta Club.

**Personal:** Parents: Mike and Carol Nix... Born: 1/17/86 ... Major: Recreation and Leisure Services.

**Statistics**

Tackles	UA	A	Tot.	Sacks	TFL	FR	INT
2004	2	2	4	0-0	1.5-1	0	0



**OL.71**

**Jake Padrick**

6-0 · 297 · Fr.

Ft. Pierce, FL (U.S. Air Force Prep Academy)

**2007:** Went through spring drills as a true freshman and will enter fall camp as the backup at center ... Could easily be the starter by season's end.

**USAF Prep:** Was a starter along the defensive line in his only year at the United States Air Force Prep Academy.

**High School:** Named *Scripps Treasure Coast Newspaper* all-area and first team all-Palm Beach Post in 2006 for St. Lucie West Centennial High School ... Selected to Florida Athletic Coaches Association North/South All-Star Classic and the 12th annual Outback Steakhouse Treasure Coast All-Star game ... As a senior he graded out at 93 percent and had 37 pancake blocks to go along with four fumble recoveries ... Graded out at 86 percent as a junior and had 33 pancake blocks ... Bench pressed 465 coming out of high school



... Played offensive line, defensive line, and long snapper in high school.

**Parents:** Will and Kerry Padrick... Born: 1/15/88 ... Major: Undecided ... Other: Father is a high school assistant coach and also a firefighter.



**DS.42**

**Jonathan Parks**

6-0 · 230 · Sr.

Nashville, TN (Hunters Lane HS)

**2006:** Played in all 13 games and served as the starting snapper for field goals, extra points, and punts ... Did not have a bad snap in 120 attempts.

**2005:** Did not see any action during the season as John Crawford's backup ... Was a member of the travel squad.

**2004:** Played in just one game during the season ... Took over for an injured John Crawford as the team's snapper against North Texas and was perfect on all his snaps.

**2003:** Played in 11 of 12 games as a true freshman walk-on ... Was the team's deep snapper on extra points and field goals for most of the season until starter John Crawford returned from an injury.

**High School:** Lettered in football, basketball, baseball, and wrestling at Hunters Lane High School ... Was all-city in football following the 2002 campaign ... Played for Coach Robert Brown.

**Personal:** Parents: Craig Parks and Yvonne Lantz ... Born: 7/6/84 ... Major: Physical Education.



**DL.92**

**Brandon Perry**

6-1 · 325 · Jr.

Hawkinsville, GA (Hawkinsville HS)

**2006:** Saw action in eight games and collected five total tackles on the season ... Suffered a foot injury during the second week of spring drills and missed the remainder of practice ... Did not play in opener against FIU or in games against Maryland and Tennessee Tech ... Played in his first game of the season at Oklahoma and tallied one tackle in eight plays ... Followed the OU game with 10 snaps against North Texas ... Did not play against Louisville ... Had one tackle in three snaps at Louisiana-Monroe and played just one snap in win over Louisiana-Lafayette ... Played eight snaps on defense in win over FAU ... Had two tackles in win over Arkansas State ... Recorded one stop in 16 plays at South Carolina.

**2005:** Played in eight of 11 games ... Finished with five tackles, including two tackles for loss and a sack for the season ... Saw limited action in the season opener at Alabama, then two weeks later came up with his first collegiate sack in the loss to Akron ... Had one tackle in a reserve role against Vanderbilt, ULL, and Troy ... Missed the Arkansas State game due to family reasons ... Came back against Louisiana-Monroe in a limited role and had a tackle for loss ... Did not play in the season finale at FIU due to an injury.



# Player Profiles

2006 SUN BELT CONFERENCE CHAMPIONS

- Media Information
- Preview
- Players
- About Middle Tennessee
- Staff
- 2006 Review
- Opponents
- History
- Records

**High School:** Helped lead Hawkinsville High School to a share of the Class A state championship with a 14-0-1 record (tied Clinch County in the state championship game) ... Registered 102 tackles, 24 tackles for loss, and eight sacks in 2004 ... Rated a three-star player by Rivals.com and the 23rd best defensive tackle in the nation ... Ranked 23rd on the Georgia Postseason Top 40 list ... Made the *Atlanta Journal-Constitution's* Super Southern 100 list (top players in South) ... In the *Insiders.com* 2005 South Hot 100 written in May 2004, Perry was regarded as the top defensive tackle prospect in the South ... Received offers from Florida, Auburn, Nebraska, and Florida State.

**Personal:** Parent: Angela Burns ... Born: 4/29/86 ... Major: Liberal Studies.

Tackles	Statistics						
	UA	A	Tot.	Sacks	TFL	FR	INT
2005	4	1	5	1-3	2-4	0	0
2006	1	4	5	0-0	0-0	0	0
<b>Total</b>	<b>5</b>	<b>5</b>	<b>10</b>	<b>1-3</b>	<b>2-4</b>	<b>0</b>	<b>0</b>



## CB.26 Roy Polite

6-0 · 188 · Sr.  
Jacksonville, FL (Fletcher Sr. HS)

**2007:** Did not compete in spring practice due to team disciplinary reasons.

**2006:** Played in all 13 games and earned nine starts ... Had 34 tackles on the season along with an interception, three tackles for loss, and eight pass breakups ... Enjoyed a solid spring and earned the starting position at right cornerback ... Registered one stop in the Blue-White Spring Game ... Was presented the Most Dependable Corner award for his play during the spring ... Played 73 snaps (58 defense, 15 special teams) and recorded three tackles in win over FIU ... Had four tackles and a pass breakup in 57 snaps at Maryland and earned a "winning performance" from the coaching staff ... Registered one tackle and an interception in 67 plays against Tennessee Tech and earned his second straight "winning performance" ... Had three tackles and a pass breakup in 50 plays at Oklahoma ... Collected one tackle and a pass breakup at North Texas and had one stop against No. 8 Louisville ... Tallied three tackles and a pass breakup in win over Louisiana-Monroe to earn a "winning performance" ... Collected one tackle in 60 snaps at Louisiana-Lafayette ... Had four tackles and a pass breakup in win over FAU and registered five stops at

ASU ... Collected four tackles and two pass breakups at South Carolina ... Had two stops and a tackle for loss against Troy ... Was solid against Central Michigan with four tackles, including two for loss of yards, and a pass breakup.

**2005:** Saw action in all 11 games ... Finished the year with a career-best 23 tackles while also collecting an interception ... Registered two stops each in games against Alabama, North Texas, and Akron ... Came up with four tackles in the win over Vanderbilt ... Had two tackles in win at FAU and two stops in win over Arkansas State ... Tallied three tackles off the bench at home against Louisiana-Monroe and had only one stop at NC State ... Had three tackles and an interception at Troy and two stops at FIU.

**2004:** Played in all 11 contests with one start, registering 21 total stops, one for loss, with one interception, two fumble recoveries, one pass breakup, and one blocked kick ... Collected three tackles, had a pass breakup, and recovered a fumble against Arkansas State ... Had two tackles and first career interception at Florida ... Tallied three stops versus Idaho and two against Utah State ... Had a tackle for loss and five total stops at New Mexico State ... Recorded season-high six tackles versus Louisiana-Monroe ... Collected a pass breakup and recovered a fumble in season finale at Troy, his only start of the season.

**High School:** Earned all-American, all-state, all-district, and all-conference honors for Fletcher ... Made the *Florida Times Union* Super 24 list ... Voted the District 5A Offensive Player of the Year ... Was the First Coast News Performer of the Week following his effort of 28 carries for 318 yards and four touchdowns on Oct. 24, 2003 ... Fletcher went 12-2 in 2003 as Polite rushed for 1,916 yards (241 carries) and 20 touchdowns in his first year as the starting tailback ... His rushing total ranked seventh-best in the state ... Defensively, he came up with two interceptions and returned both for scores ... Also lettered in track ... Played football for Coach Joe Reynolds.

**Personal:** Parents: Milton and Sharon Revell ... Born: 11/30/85 ... Major: University Studies.

Tackles	Statistics						
	UA	A	Tot.	Sacks	TFL	FR	INT
2004	9	12	21	0-0	1-5	2-(-2)	1-18
2005	15	8	23	0-0	0-0	0-0	1-3
2006	28	6	34	0-0	3-11	0	1-17
<b>Total</b>	<b>52</b>	<b>26</b>	<b>78</b>	<b>0-0</b>	<b>4-16</b>	<b>2-(-2)</b>	<b>3-38</b>



## DL.95 Jonathan Presley

6-4 · 258 · Jr.  
Jacksonville, FL (Forrest HS)

**2006:** Competed in all 13 games including one as a starter at defensive tackle ... Had 13 tackles on the season to go with a sack and two tackles for loss ... Turned in a productive spring and earned the starting nod at defensive tackle ... Earned a "winning performance" from the coaching staff after registering one stop in 28 snaps against FIU ... Tallied one tackle at Maryland and had no stops in win over Tennessee Tech (earned a "winning performance" against the Golden Eagles) ... Had two tackles in 34 plays at Oklahoma ... Registered a tackle for loss in 12 plays against North Texas and did not collect a stop in 21 snaps against Louisville ... Had 10 snaps at Louisiana-Monroe but did not register a tackle ... Was in on 12 plays at Louisiana-Lafayette ... Had one stop in 21 plays against FAU and one tackle in 14 snaps at ASU ... Tallied two tackles in loss to South Carolina ... Collected a career-best four tackles against Troy to go along with his first career sack.

**2005:** Played in five games and recorded a total of five tackles on the season along with a fumble



recovery ... Had his first career tackle at Vanderbilt ... Recorded his first collegiate fumble recovery in win at FAU ... Was in on a personal-best

three tackles against ULL.

**High School:** Had interest from Iowa State and Louisville ... School's Defensive Player of the Year three years in a row ... Honorable mention all-state by the *Florida Times Union* ... Picked to play in Florida Shrine

# Player Profiles

2006 S J N BELT CONFERENCE CHAMPIONS



All-Star game, where he collected two sacks ... Voted one of Top 100 recruits in northeast Florida ... Won team's Outstanding Lineman award in 2003 ... Had 17 career quarterback sacks to establish a new school record ... Registered 38 total tackles and six sacks in 2003 to lead Forrest to a 6-4 record ... Also had six sacks in 2002 ... Played football for Coach Dennis Clemons.

**Personal:** Parents: Quinten and Marion Presley...  
Born: 10/4/85 ... Major: Liberal Studies.

### Statistics

Tackles	UA	A	Tot.	Sacks	TFL	FR	INT
2005	3	2	5	0-0	0-0	1-0	0
2006	5	8	13	1-7	2-12	0-0	0
<b>Total</b>	<b>8</b>	<b>10</b>	<b>18</b>	<b>1-7</b>	<b>2-12</b>	<b>1-0</b>	<b>0</b>



**OL.77**

**David Price**

6-4 · 312 · r-Jr.  
Jacksonville, FL (Mandarin HS)

**2006:** Played in nine games, including three as a starter ... Collected 10 knockdowns on the season and did not allow a sack ... Came out of spring drills behind Brandon Nix at left guard ... Played 10 snaps in his first game as a Blue Raider in season-opening win over FIU ... Earned his first collegiate start at Maryland and played 55 snaps and collected two knockdowns ... Also started against Tennessee Tech and had three knockdowns in 33 plays ... Had 31 snaps at Oklahoma and also saw action against North Texas (graded out at 71 percent) and Louisville (two knockdowns) ... Was in for just seven plays in win at Louisiana-Monroe but graded out at 85 percent ... Saw action in six plays at Louisiana-Lafayette ... Did not play against FAU, but had four snaps at ASU ... Graded out at 77 percent against South Carolina.

**2005:** A transfer from Mississippi State who sat out the 2005 season due to NCAA guidelines.

**Mississippi State:** Moved to third on the depth chart during the spring of 2004 after having a healthy spring ... Sat out the 2003 season ... Suffered a broken wrist early in season drills and sat out remainder of year ... Underwent shoulder surgery in November of 2003.

**High School:** Named all-state and all-conference as a junior and senior at Mandarin High School ... Rated the No. 15 offensive tackle in the country, the No. 80

player regardless of position in the Southeast, and the No. 34 player in the state of Florida, irrespective of position, by Rivals.com ... Ranked with the top 75 offensive and defensive linemen in the Southeast in the *G&W* preseason recruiting magazine ... Rated the No. 46 player overall in the state of Florida by Super-Prep ... Was team captain for three years ... Named to Florida Times Union Super 11 team and Super 24 team his senior year ... Played in the CaliFlorida Bowl ... Registered 74 pancake blocks during his senior year and 63 his sophomore campaign ... Earned four letters in football ... A three-year starter for Coach Richard Burnoski.

**Personal:** Parents: David Sr. and Elaine Price ... Born: 12/18/84 ... Major: University Studies.



**CB.31**

**David Raymond**

5-10 · 174 · r-Jr.  
Atlanta, GA (Dalton HS)

**2006:** Played in four games as a member of the special teams ... Came out of spring drills listed number three on the depth chart at the "X" receiver spot ... Collected one reception in the Blue-White Spring Game ... Did not play in win over FIU ... Played one snap on special teams at Maryland ... Did not see action against Tennessee Tech, Oklahoma or North Texas due to a hamstring injury ... Played five snaps against Louisville ... Did not play at Louisiana-Monroe, Louisiana-Lafayette or against FAU ... Was in on five plays at ASU.

**2005:** Did not see action in any games.

**2004:** Took a redshirt year.

**High School:** Lettered three years in football and four years in basketball at Dalton High School.

**Personal:** Parents: Marvin Zanders and Erma Raymond ... Born: 5/24/84 ... Major: University Studies.



**OL.63**

**Chris Ritter**

6-2 · 300 · r-Jr.  
Shalimar, FL (Choctawhatchee HS)

**2006:** Played in just two games ... Moved to the center position in spring practice ... Listed behind

Paul Cantrell and Marcus Gates coming out of spring practice ... Did not see action against FIU or Maryland ... Played 12 snaps in win over Tennessee Tech and collected one knockdown ... Had six plays at Oklahoma.

**2005:** Did not see action in any games.

**2004:** Sat out due to NCAA academic rules.

**High School:** A two-time all-Northwest Florida selection and earned all-state honors in 2003 ... A team captain as a senior ... Had an average grade of over 80 percent during his junior and senior seasons ... Started three straight years along the offensive line for Coach Bobby Moore ... Also competed in weight lifting and track.

**Personal:** Parents: Charles and Teresa Ritter ... Born: 2/5/86 ... Major: Entrepreneurship.



**CB.24**

**Bradley Robinson**

5-10 · 175 · r-Sr.  
Duncan, SC (James F. Byrnes HS)

**2007:** Named the team's Most Dependable Cornerback following spring practice.

**2006:** Played in 11 games and started in nine ... Had 37 tackles, two interceptions, three pass breakups and a tackle for loss on the season ... Offensively, Robinson had a personal-best three receptions for 31 yards ... Named Preseason First Team All-SBC by Sporting News ... Nailed down the starting job at right corner coming out of spring practice ... Collected two tackles, an interception, and a pass breakup in the Blue-White Spring Game ... Was given the Blue Raider Corner award for his efforts during spring practice ... Played 74 snaps (63 offense, 11 special teams) and registered five tackles and a pass breakup in win over FIU while earning a "winning performance" from the coaching staff ... Had three tackles at Maryland before leaving the game early with a concussion ... Did not play against Tennessee Tech ... Returned to the starting lineup at Oklahoma and had two tackles in 44 plays ... Had five tackles at North Texas and added one stop against Louisville ... Collected four tackles, including a tackle for loss in the win at Louisiana-Monroe to earn a "winning performance" ... Did not play in win over Louisiana-Lafayette due to an injured hamstring ... Came back against FAU to record six tackles and his first interception of the



# Player Profiles

2006 SUN BELT CONFERENCE CHAMPIONS

- Media Information
- Preview
- Players
- About Middle Tennessee
- Staff
- 2006 Review
- Opponents
- History
- Records

season ... Named the Sun Belt Conference Defensive Player of the Week on Nov. 13 after picking off a pass against Arkansas State and returning it 88 yards for a touchdown (fourth longest return in school history) to go along with two tackles and a pass breakup ... Had one tackle against South Carolina ... Collected two stops and a pass breakup against Troy and added six stops in the Motor City Bowl against Central Michigan.

**2005:** Started every game at left corner and was selected to the Sun Belt Conference honorable mention team ... Enjoyed the best season of his career with 41 tackles, a personal-best five interceptions, two tackles for loss, and seven pass breakups ... Tied for the conference lead in interceptions and ranked second in passes defended with 12 ... In the season opener at Alabama, Robinson registered a career-best nine tackles to go along with an interception and a pass breakup ... Came back against North Texas with four stops before turning in a five-tackle, two-interception game against Akron ... His two picks against the Zips marked the second time during his career he has picked off two passes in a single game ... Registered six solo tackles in win at Vanderbilt to go along with a tackle for loss and two pass breakups ... Tallied three stops in win at FAU and one versus ULL ... Played sparingly in win over Arkansas State due to cramps but did play one snap on offense and registered his first career reception (eight yards) ... Collected five solo tackles and a pass breakup against Louisiana-Monroe ... Came up with his fourth interception of the season at NC State to go along with one tackle ... Was in on three tackles and had two pass breakups at Troy ... Came up with a key interception at FIU to stop a potential scoring drive late in the game to go along with four tackles.

**2004:** Started 10 of 11 contests, ranking fifth on the squad with 46 total stops ... Collected two interceptions, two tackles for loss, one pass breakup, and a fumble recovery ... Drew start in opener at Akron, making three tackles and recovering a fumble ... Had six solo stops versus Florida Atlantic and five solo tackles at North Texas ... Had pair of tackles and first career interceptions, making two picks in second half versus Arkansas State ... Made four solo stops at Florida and tallied four tackles versus Idaho ...



Registered five tackles, 1.5 for loss, against Utah State ... Totaled season-high eight stops, 0.5 for loss, and a pass breakup at New Mexico State ... Collected three tackles versus Louisiana-Monroe and four stops in finale at Troy.

**2003:** Sat out the year due to NCAA academic guidelines.


**High School:** Selected *Spartanburg Herald-Journal's* Offensive Player of the

Year in 2002 after recording 73 receptions for 1,414 yards and 20 touchdowns for James F. Byrnes ... In the 4A Division II Championship game, Robinson had seven catches for 170 yards and three touchdowns (33, 63, 41 yards) to lead James F. Brynes to its fourth state title win in school history ... Also rushed 25 times for 148 yards and returned 16 punts for 251 yards and a touchdown ... On defense, Robinson collected three interceptions, including one for a score ... Was the second straight Spartanburg Herald-Journal Offensive Player of the Year who signed with MT (Josh Harris, 2001) ... His brother, Durell, won the Offensive Player of the Year award in 1998 and went on to play at Georgia.

**Personal:** Parents: Dale Robinson and Lucille Thompson ... Born: 1/24/85 ... Major: University Studies.

Tackles	Statistics						
	UA	A	Tot.	Sacks	TFL	FR	INT
2004	37	9	46	0-0	2-9	1-0	2-0
2005	35	6	41	0-0	2-2	0-0	5-12
2006	24	13	37	0-0	1-3	0-0	2-140
<b>Total</b>	<b>96</b>	<b>28</b>	<b>124</b>	<b>0-0</b>	<b>5-14</b>	<b>1-0</b>	<b>9-152</b>

Receiving	Statistics					
	Rec.	Yds.	Avg.	LG	TD	
2005	1	8	8.0	8	0	
2006	3	31	10.3	21	0	
<b>Total</b>	<b>4</b>	<b>39</b>	<b>9.8</b>	<b>21</b>	<b>0</b>	



**LB.30**

**Cam Robinson**

6-1 · 220 · So.

Stevenson, AL (North Jackson HS)

**2007:** Registered nine tackles in the Blue-White game.

**2006:** Played in 12 of 13 games with most snaps coming on special teams ... Collected nine tackles and 0.5 tackles for loss on the season ... Did not play against FIU ... Had one tackle on one snap at Maryland ... Was in on 15 plays against Tennessee Tech and collected two tackles (earned a "winning performance" from the coaches on defense and special teams) ... Had two stops in 13 plays at Oklahoma ... Collected one tackle in win over North Texas (14 plays) and saw special teams action (11 plays) against Louisville ... Was in for five special teams plays at both Louisiana-Monroe and Louisiana-Lafayette ... Saw action on defense and special teams in win over FAU ... Had a tackle in win over Arkansas State (had eight plays) and also registered on stop at South Carolina (13 plays).

**High School:** Led North Jackson High School to a 12-1 record his senior year as the starting linebacker and running back ... Earned first team all-state honors and was the overall MVP of Region 4A ... Was first team all-region as a sophomore, junior, and senior ... As a senior, he rushed 117 times for 1,103 yards and 22 touchdowns while collecting 99 tackles, two sacks, and three fumble recoveries (two were returned for touchdowns) on defense ... During his career at NJHS, he rushed for 3,077 yards and registered 316 total tackles ... Also competed on the track team ... Played football for Coach Mark Rose.

**Personal:** Cam Brad Robinson ... Parent: Susan Hutchins ... Born: 3/21/88 ... Major: Liberal Studies.

Tackles	Statistics						
	UA	A	Tot.	Sacks	TFL	FR	INT
2006	5	4	9	0-0	0.5-2	0-0	0-0



**WR.88**

**Jay Robinson**

6-3 · 200 · r-So.

Wetumpka, AL (Wetumpka HS)

**2006:** Played in six games and came up with two receptions for 11 yards and a touchdown ... Was



# Player Profiles

2006 S J N BELT CONFERENCE CHAMPIONS



listed as a backup to Taron Henry at the "Z" receiver spot coming out of spring drills ... Missed the FIU, Maryland, Tennessee Tech, Oklahoma, and North Texas games due to a shoulder injury ... Saw his first collegiate action against Louisville and recorded his first career reception ... Reeled in his first collegiate touchdown pass (7 yards) for his only catch at Louisiana-Monroe (earned a "winning performance" by the coaches) ... Had just six plays at Louisiana-Lafayette and 12 each against FAU and ASU but did not register a reception in either contest ... Was suspended for the Troy game due to a violation of team rules.

**2005:** Took a redshirt year after enrolling in school in January ... Moved to quarterback in the second week of the season due to the injury to Joe Craddock ... Was suspended from the team for the final three games of the season.

**High School:** As a senior, Robinson passed for 1,100 yards, rushed for 500 yards, and threw 11 touchdown passes as a quarterback ... Rated a two-star recruit by Rivals.com ... As a junior at Prattville High School, Robinson played receiver and hauled in 45 passes for 1,020 yards and 10 touchdowns ... Graduated one semester early from high school with a 3.6 grade point average ... Recorded a 38-inch vertical leap and a 4.49 40-yard dash ... Drew interest from Vanderbilt, Georgia Tech, Northern Illinois, Troy, UAB, Purdue, and Indiana.

**Personal:** Parents: Ron and Janice Robinson ... Born: 11/27/86 ... Major: Liberal Studies.

Statistics					
Receiving	Rec.	Yds.	Avg.	LG	TD
2006	2	11	5.5	7	1



**LB.46**

**Derek Shropshire**

6-3 · 236 · Sr.  
Oak Ridge, TN (Oak Ridge HS)

**2006:** Competed in all 13 games with the bulk of his time coming on special teams ... Had two stops on the year ... Played 10 snaps on special teams in his


first game as a Blue Raider against FIU ... Was in on four special teams plays at Maryland and was in on 11 snaps (three on defense) against Tennessee Tech ... Saw action against Oklahoma, North Texas, Louisville, Louisiana-Monroe, Louisiana-Lafayette, and FAU ... Registered his first tackle of the season at Arkansas State and had his second stop against Central Michigan in the Motor City Bowl.

**Northland CC:** Transferred to Middle Tennessee from Northland Community College in Minnesota where he competed on the football and basketball team ...

Was second team all-conference, team captain, and was on the academic all-state team ... Registered 13 receptions for 320 yards.

**High School:** Attended Oak Ridge High School in Tennessee where he lettered in football, basketball, and track.

**Personal:** Parents: Larry and Sheila Shropshire ... Born: 3/20/84 ... Major: Physical Education.



### Statistics

Tackles	UA	A	Tot.	Sacks	TFL	FR	INT
2006	2	0	2	0-0	0-0	0	0



**QB.3**

**Salin Simpson**

6-3 · 210 · r-Fr.  
Lexington, KY (Henry Clay HS)

**2007:** Completed 4 of 10 passes for 25 yards in the Blue-White game.

**2006:** Took a redshirt year in order to gain a greater grasp of the offensive system and further develop his skills through the strength and conditioning program.

**High School:** Named to the 2005 Class of the Commonwealth by the *Lexington Herald-Leader* as one of the top seniors in the state of Kentucky ... Voted 2005 Preseason Top 50 player in Kentucky ... Tabbed

all-city by the coaches ... Was a team captain his senior year at Henry Clay High School and earned the squad's top senior award ... Earned MVP honors at the Pike County Bowl ... As a senior, Simpson threw for 2,711 yards and 32 touchdowns and completed 68 percent of his passes ... He also added 827 yards on the ground and seven scores ... In the first round of the playoffs in 2005, Simpson torched Whitley County by throwing for 314 yards and five touchdowns ... In the regional championship win over Paul Dunbar, Simpson completed 10 of 16 passes for 212 yards and three touchdowns while adding 46 yards on the ground ... As a junior, he threw for 2,929 yards and 26 touchdowns en route to earning all-state honors ... Was on the *Lexington Herald-Leader* all-city team ... During the second round of the 2004 playoffs against Scott County, he set a school record by rushing for 180 yards and throwing for 200 yards ... Simpson ended his prep career with a GPA of 4.0 and was a member of the National Honor Society ... Earned first team academic all-state honors three years in a row ... Was also a DARE role model ... Played for his father, Sam Simpson.

**Personal:** Salin Brecken Simpson ... Parents: Sam and Sheri Simpson ... Born: 5/12/87 ... Major: Physical Education.



**TE.41**

**John Marc Stephens**

6-4 · 256 · r-Jr.  
Murfreesboro, TN (Blackman HS)

**2006:** Played in 11 games and had one reception for nine yards ... Was moved to fullback during spring practice, which is a position he had never played during his football career ... Came out of spring listed behind Hunter Birtsch and Josh Dutton at fullback ... Earned the Jeanne Massaquoi Sophomore Academic award following spring practice ... Moved to tight end during preseason camp ... Played two snaps on special teams in win over FIU ... Was in on two special teams plays at Maryland and had eight total snaps (one on offense) in win over Tennessee Tech ... Did not play at Oklahoma or North Texas ... Saw five snaps against Louisville and eight in win over Louisiana-Monroe ... Played a season-high 12 snaps (17 total) on offense against Louisiana-Lafayette due to the injury to Stephen Chicola ... Played only on special teams against FAU ... Recorded his first collegiate reception for nine yards at South Carolina.

**2005:** Played the final seven games of the season ...



# Player Profiles

2006 SUN BELT CONFERENCE CHAMPIONS

Saw all his snaps come on field goal and extra point team ... Shared the team's Most Improved award following spring practice ... Moved from the offensive line to tight end prior to the Vanderbilt game.

**2004:** Took a redshirt year after moving from tight end to the offensive line.

**High School:** Earned all-region 4-5A honors in 2003 ... Led the Blaze in receiving with 18 catches for 230 yards, one touchdown, and one two-point conversion his senior year ... Had three catches for 96 yards against Oakland ... Was a Blaze Iron Man after benching 300 pounds and squatting 455 ... Also played along the defensive line ... As a junior he caught eight passes for 104 yards and a touchdown ... Played for Coach David Alsup.

**Personal:** Parent: Marc and Carol Stephens ... Born: 11/15/85 ... Major: Construction Management.

## Statistics

Receiving	Rec.	Yds.	Avg.	LG	TD
2006	1	9	9.0	9	0



S.32

**Dana Stewart**

6-0 · 198 · r-Sr.  
Springfield, TN (Springfield HS)

**2006:** Played in all 13 games and earned one start ... Had a career-best 35 tackles on the season to go along with 3.5 tackles for loss, a sack, and a fumble recovery ... Was listed as the co-backup with Anthony Glover behind Damon Nickson at strong safety ... Registered three tackles, a pass breakup, and a forced fumble at the Blue-White Spring Game ... Played 17 snaps in win over FIU and recorded a tackle ... Had one tackle and a pass breakup in 37 plays at Maryland ... Tallied a career-best five stops against Tennessee Tech and played a personal-high 71 snaps (also earned a "winning performance" from the coaches) ... Had five tackles in 44 plays to go along with two tackles for loss, a forced fumble, and a fumble recovery at Oklahoma and earned a "winning performance" ... Collected three tackles in win over North Texas and had four stops against No. 8 Louisville ... Had one tackle in 24 plays at Louisiana-Monroe ... Coaches graded him out with a "winning performance" against Louisiana-Lafayette after collecting four tackles including his first career quarterback sack ... Had three tackles against FAU and two each at ASU and South Carolina ... Registered four stops against Troy.

**2005:** Competed in eight of 11 games with all his playing time coming on special teams ... Finished the year with five total tackles ... Had two tackles in win at Troy ... Registered one stop at FIU.

**2004:** Played in 10 games with all of his snaps coming on special teams ... Finished the year with three total tackles ... Collected two tackles against Arkansas State and one in win over Idaho.

**High School:** Lettered four years in football and track at Springfield High School ... Was all-region in football and earned the team's most valuable player honors in track ... Earned Iron Man status on the football team.

**Personal:** Parents: Dana Stewart and Polly Watkins ... Born: 6/18/84 ... Major: Exercise Science.

## Statistics

Tackles	UA	A	Tot.	Sacks	TFL	FR	INT
2004	1	2	3	0-0	0-0	0-0	0
2005	3	2	5	0-0	0-0	0-0	0
2006	27	8	35	1-2	3.5-6	1-0	0
<b>Total</b>	<b>31</b>	<b>12</b>	<b>43</b>	<b>1-2</b>	<b>3.5-6</b>	<b>1-0</b>	<b>0</b>




CB.7

**Alex Suber**

5-9 · 163 · Jr.  
Tampa, FL (Thomas Jefferson HS)

**2007:** Earned the Most Improved Strength Training award for cornerbacks following spring practice.

**2006:** Competed in 11 games and earned four starts as a defensive back ... Had 17 tackles on the season ... Did not compete in any contact drills during spring practice while recovering from a knee injury ... Did not play in opener against FIU due to an injury and saw action in just one special teams play at Maryland ... Moved to the secondary following the Maryland game ... Did not play against Tennessee Tech ... Had four plays in the secondary at Oklahoma, two against North Texas, and six (10 total) against Louisville ... Made his first collegiate start on defense as a fifth defensive back in the win at Louisiana-Monroe and



responded with two tackles ... Played 50 total snaps at ULM and earned a "winning performance" from the coaches on defense and special teams ... Made his second straight start in the secondary at Louisiana-Lafayette and was awarded another "winning performance" after tallying two tackles and a tipped ball that led to a Damon Nickson interception ... Had a personal-best four tackles against FAU ... Did not have a tackle at Arkansas

State but came back with two against South Carolina ... Registered three tackles against Troy ... Started in Motor City Bowl against Central Michigan and had three stops.

**2005:** Played in just three games due to a knee injury ... Finished the year with 56 rushing yards on 16 attempts while also adding four receptions ... Had seven carries for 22 yards in his first collegiate game against Alabama to go along with two pass receptions ... Collected 28 yards on seven carries against North Texas and had two more receptions before suffering an ankle injury ... Missed the Akron and Vanderbilt game ... Came back against FAU and rushed for six yards on two carries before leaving the game with a knee injury ... Missed the rest of the season.

**High School:** Rushed for 1,592 yards and 16 touchdowns for Thomas Jefferson High School despite missing three games due to back spasms ... Rushed for 225 yards and two touchdowns in the 3A championship loss to Jacksonville Bolles ... As a junior, Suber rushed for 1,947 yards and 19 touchdowns to go with 500 yards receiving ... Rated a two-star recruit by Rivals.com ... Had offers from Indiana, South Florida, San Diego State, Rutgers, and Ole Miss ... A member of the National Honor Society.

**Personal:** Parents: Allen and April Suber ... Born: 12/1/86 ... Major: Management ... Other: Older brother Allen Suber was a member of the Houston Texans in 2005.

# Player Profiles

2006 S J N BELT CONFERENCE CHAMPIONS



## Statistics

Tackles	UA	A	Tot.	Sacks	TFL	FR	INT
2006	13	4	17	0-0	0-0	0-0	0-0

Rushing	Rec.	Yds.	Avg.	LG	TD
2005	16	56	3.5	17	0

Receiving	Rec.	Yds.	Avg.	LG	TD
2005	4	28	7.0	13	0



**RB.21**

**Phillip Tanner**

6-0 • 200 • So.  
Dallas, TX (Kimball HS)

**2007:** Named the Most Dependable Running Back by the coaches following spring practice ... Rushed for 104 yards on 20 attempts and two touchdowns in the Blue-White game ... Member of the 4x100 relay team.

**2006:** Played in all 13 games as a true freshman ... Competed on special teams and as a nickel back on defense ... Had 16 total tackles on the year including a sack and a tackle for loss ... Played eight snaps on special teams in the opening win over FIU ... Was in on three special teams plays at Maryland ... Moved to the secondary the week of the Tennessee Tech game due to so many injuries ... Had two tackles and played a total of 32 plays in win over TTU (19 on defense) ... Returned the second half kickoff 61 yards to setup the Blue Raiders' first touchdown against TTU and earned a "winning performance" on defense and special teams by the coaches ... Had one tackle in 18 snaps (15 special teams) at Oklahoma ... Registered three tackles, a tackle for loss, and a sack in shutout win over North Texas ... Added one stop against Louisville ... Had one tackle and returned two kickoffs for 47 yards against Louisiana-Monroe ... Was awarded a "winning performance" from the coaches for his play at Louisiana-Lafayette (had one stop) ... Registered four stops in win over FAU and two at ASU ... Turned in one tackle against Troy.

**High School:** Collected 4,275 yards and 76 touchdowns during his career at Justin F. Kimball High School while earning four letters... Tabbed the District Player of the Year as a senior and earned first team all-district honors ... Was the team offensive MVP as a sophomore, junior, and senior and selected team captain as a junior and senior ... Voted first team all-region II Class 4A by TexasHSFootball.com in 2005 ... Rushed for 1,705 yards and scored 29 touchdowns (26 rushing, 3 receiving) his senior year to lead Kimball to a 9-2 record ... Rushed for 201 yards and

two touchdowns in win over 5A Denison ... Tallied 183 yards on the ground in win over rival South Oak Cliff in 2005 ... As a junior, he rushed for 1,395 yards and 22 touchdowns while adding two more scores on receptions ... Named first team all-district as a junior ... In 2003, he rushed for 1,175 yards and scored 23 touchdowns ... Also lettered four years in track, where he qualified for the regionals in the 100 meters as a sophomore, junior, and senior (best time was 10.5).

**Personal:** Phillip M. Tanner ... Parent: Phillippia Tanner ... Born: 8/8/88 ... Major: Physical Education.

## Statistics

Tackles	UA	A	Tot.	Sacks	TFL	FR	INT
2006	13	3	16	1-3	1-3	0-0	0-0



**WR.89**

**Rod Taylor**

6-2 • 200 • r-So.  
Atlanta, GA (Rockdale HS)

**2007:** Registered three receptions for 21 yards in the Blue-White game.

**2006:** Played in all 13 games with most of his snaps coming on special teams ... Had seven total tackles on special teams and added two receptions for 21 yards as a receiver ... Came off a solid spring where he jumped to number two on the depth chart at the "X" receiver position ... Hauled in four receptions for 64 yards in the Blue-White Spring Game ... Played nine snaps on special team's in win over FIU and was in on seven at Maryland ... Registered his first two collegiate receptions in win over Tennessee Tech and played a total of 25 snaps (19 on special teams) ... Had four plays at Oklahoma ... Also saw action against North Texas and Louisville ... Had one tackle in 19 special teams plays at Louisiana-Monroe ... Collected one tackle against Louisiana-Lafayette, Arkansas State, South Carolina, and Troy.

**2005:** Did not see action in any games.

**2004:** Was a walk-on to the Blue Raider program and took a redshirt year.

**High School:** Lettered four years in football and track at Rockdale High School ... Named to the Super 11 list by the *Atlanta Journal-Constitution* his senior year ... Rushed for 300 yards as a senior to go along with 300 yards passing and 245 yards receiving.

**Personal:** Parents: Alvin and Jader Slate ... Born: 9/18/85 ... Major: University Studies.

## Statistics

Tackles	UA	A	Tot.	Sacks	TFL	FR	INT
2006	5	2	7	0-0	0-0	0-0	0-0

Receiving	Rec.	Yds.	Avg.	LG	TD
2006	2	21	10.5	19	0




**OL.72**

**Mark Thompson**

6-4 • 312 • r-So.  
Old Hickory, TN (DCA)

**2007:** Missed spring drills while recovering from postseason surgery.

**2006:** Played in all 13 games and earned seven starts ... Had 31 knockdowns on the season ... Moved behind Franklin Dunbar at left tackle following a solid spring showing ... Made his first collegiate start in win over FIU and played 43 snaps ... Played 14 snaps at Maryland and was in on 35 plays against Tennessee Tech and graded out at 72 percent ... Led all offensive linemen with 49 snaps in a start at right tackle against Oklahoma ... Started at left guard against North Texas and collected three knockdowns ... Registered four knockdowns against Louisville and earned a



grade of 81 percent ... Earned a "winning performance" from the coaches after helping the offense to 215 rushing yards at Louisiana-Monroe ... Graded out at 75 percent against ULM while adding a season-high five knockdowns ... Had 67 snaps in win over Louisiana-Lafayette ... Matched his season-high with five knockdowns against FAU in 55 snaps played



# Player Profiles

2006 SUN BELT CONFERENCE CHAMPIONS

... Had a 72 percent grade and had three knockdowns against ASU ... Graded out at 81 percent in 22 plays at South Carolina.

**2005:** Took a redshirt year.

**High School:** Won the 2004 Class A Mr. Football Lineman award after leading DCA to its third state title and a 15-0 record ... Named to the *Tennessean's* all-midstate team and picked to play in the Kentucky-Tennessee All-Star game ... Rated a two-star recruit by Rivals.com.

**Personal:** Parents: Joe and Janet Thompson ... Born: 12/29/86 ... Major: Engineering Technology.



## DL.94 Gary Tucker


6-2 · 252 · r-Fr.  
Maryville, TN (Maryville HS)

**2007:** Did not compete in spring practice due to team disciplinary reasons.

**2006:** Sat out the year in order to better utilize the Blue Raider strength and conditioning program while gaining valuable experience at the collegiate level.

**High School:** Led Maryville to back-to-back state championships (won three total) while earning Defensive MVP honors at the 2004 title game after registering five tackles, a fumble recovery, and a blocked kick ... Named to the 2006 TACA All-Star game ... Rebels had back-to-back perfect 15-0 records in 2004 and 2005 ... Named first team all-state by the Tennessee Sports Writers Association in 2005 and was a finalist for Class 4A Lineman of the Year ... Was the Region 3-4A Most Outstanding Lineman ... Also tabbed all-region and all-county, and was on the *Knoxville News Sentinel* All-Prep Extra team ... Collected six tackles and 2.5 tackles for loss in state title game against Melrose ... Compiled an overall record of 58-1 during his four years and won the last 30 games in a row ... As a senior, he tallied 66 total tackles, 9.5 tackles for loss and seven sacks and returned an interception and a fumble for touchdowns ... Played for Coach George Quarles.

**Personal:** Gary Ellison Tucker ... Parent: Betty Ogle ... Born: 3/14/88 ... Major: Liberal Studies.



## DS.48 Adam Wade

5-10 · 210 · r-Fr.  
Florence, SC (South Florence HS)

**2007:** Earned the Most Improved Strength Training award for specialists following spring drills.

**2006:** Sat out the season in order to redshirt ... Gained invaluable experience by traveling with the team to all road games and serving as the backup to Jonathan Parks.

**High School:** Voted the MVP of South Florence High School his senior year after collecting a school record 176 tackles (third highest total in the area) ... Was a three-time all-region and *Florence Morning News* all-star selection ... Set the school mark for career tackles with 387 ... Was an all-Endzone Channel 15 nominee and Iron Man award winner and competed in the 2005 Shrine Bowl ... Selected the team's Special Teams Player of the Year in 2002 ... Was also an all-academic nominee.

**Personal:** Adam Mark Wade ... Parents: Mark and Julie Wade ... Born: 1/21/88 ... Major: Exercise Science.



## DE.43 Erik Walden

6-2 · 238 · r-Sr.  
Dublin, GA (Dublin HS)

**2007:** Named to Rotary Lombardi Watch List in March ... Had three sacks in the Blue-White game.

**2006:** Named First Team All-Sun Belt Conference ... Played in all 13 games ... Had a career-best 48 tackles on the season, including a school record 11.5 sacks (ranked 10th nationally) ... Also had three forced fumbles, a fumble recovery, and 14.5 tackles for loss ... Was listed as the starter at left defensive end coming out of spring drills ... Tallied five tackles and a forced fumble in the Blue-White Spring Game ... Was presented the Dr. James E. Walker Junior Aca-

demical award at the spring game ... Recorded a sack, a fumble recovery, and a forced fumble in 44 snaps against FIU to earn a "winning performance" from the coaching staff ... Had three tackles at Maryland ... Registered four tackles, including two quarterback sacks in 35 plays against Tennessee Tech and earned a "winning performance" ... Collected five tackles in 28 plays at Oklahoma ... Did not record a tackle at North Texas but came back with six stops and a tackle for loss against no. 8 Louisville ... Registered three tackles and a sack at Louisiana-Monroe to earn a "winning performance" ... Had one tackle and a pass breakup in win at Louisiana-Lafayette ... Collected



three tackles and a sack in win over FAU ... Became the all-time sacks leader at Middle Tennessee with two against Arkansas State and finished the game with a personal-best seven tackles ... Added three tackles against South Carolina ... Had six tackles including 3.5 tackles for loss and a career-best 2.5 sacks against Troy ... Led the Blue Raiders against Central Michigan in the Motor City Bowl with six tackles and two

quarterback sacks.

**2005:** Played in all 11 games, including eight as a starter (five at defensive end and three at linebacker) ... Enjoyed a career-best 33 tackles on the season to go with three sacks, 8.5 tackles for loss, two pass breakups, and a forced fumble ... Collected four tackles in the opener at Alabama, including a quarterback sack, and registered two stops against North Texas ... Had a season-high five stops at home against Akron including four solos ... Registered a tackle for loss in win at Vanderbilt ... Did not record a tackle at FAU ... Had six total tackles and a quarterback sack against ULL ... Came up with four tackles, a quarterback sack, and a pass breakup in win over Arkansas State ... Earned his first career start at linebacker in place of the injured Dennis Burke and responded with six stops ... Had two tackles including one for loss in win at Troy.

**2004:** Played in 10 games with four starts, registering a team-high six sacks and tying for the lead with 8.5



tackles for loss ... Tallied 25 total stops with one forced fumble ... Made three solo tackles in opener at Akron ... Both stops versus Florida Atlantic were for loss including one sack ... Totaled three tackles, 2.5 for loss, and two sacks against Idaho ... The next week had two more sacks and three total stops versus Utah State ... Made four tackles at New Mexico State ... Tallied a season-high six stops, two for loss, and one sack against Louisiana-Monroe ... Also forced a fumble versus ULM ... Had a pair of stops in season finale at Troy.

**2003:** Sat out the year due to NCAA academic guidelines.

**High School:** Earned first team Associated Press all-state honors after guiding Dublin to a 14-1 record and a spot in the state title game in 2002 (lost to Screven Co. and future Blue Raider teammate Sean Mosley) ... Was a *Macon Telegraph* first team all-Middle Georgia selection while also being tabbed the *Courier-Herald* Heart of Georgia Defensive Player of the Year ... Ended his senior year with 97 total tackles and a school record 19 quarterback sacks ... Also tallied 11 tackles for loss, recovered two fumbles, and had one interception ... As a running back, Walden averaged 6.6 yards a carry and scored eight touchdowns while registering 16 receptions for four more scores ... He finished with 837 yards of total offense ... Lettered in football, basketball, and track ... Played football for Coach Roger Holmes.

**Personal:** Parents: Johnny and Shirley Walden ... Born: 8/21/85 ... Major: Physical Education.

### Statistics

Tackles	UA	A	Tot.	Sacks	TFL	FR	INT
2004	19	6	25	6-26	8.5-36	0-0	0-0
2005	20	13	33	3-17	8.5-27	0-0	0-0
2006	34	14	48	11.5-83	14.5-90	1-0	0-0
<b>Total</b>	<b>73</b>	<b>33</b>	<b>106</b>	<b>20.5-126</b>	<b>31.5-153</b>	<b>1-0</b>	<b>0-0</b>



**DL. 49**

**Andre Wicker**

6-1 • 265 • r-Fr.

Atlanta, GA (Booker T. Washington HS)

**2006:** Took a redshirt year in order to improve his strength and conditioning while gaining invaluable experience to better prepare him for 2007.

**High School:** Two-time all-state, all-region, and all-district for Coach Rodney Cofield at Booker T. Washington High School ... Named to the Super 11

all-city team ... Georgia Preseason Top 75 selection ... Collected 161 tackles, 10 sacks, and three interceptions as a senior and 120 tackles, 11 sacks, and two fumble recoveries as a junior ... Lettered four years in football, three years in basketball, and three years in baseball.

**Personal:** Andre Wicker ... Parent: Vaughn Wicker ... Born: 11/5/87 ... Major: Liberal Studies.



**WR. 1**

**Bobby Williams**

6-3 • 196 • Jr.

Jacksonville, FL (Raines HS)

**2007:** Presented the Donald Craig Sophomore Academic award following spring drills while also earning the Most Improved Strength Training award for the wide receivers ... Collected four receptions for 85 yards in the Blue-White game.

**2006:** Started nine games and played in all 13 ... Led the team with 36 receptions for 378 yards and one touchdown ... Was suspended from the team for the entire spring due to disciplinary reasons ... Head Coach Rick Stockstill reinstated Williams to the team on May 10 ... Started in opener against FIU and had three catches for 30 yards while playing 50 total snaps ... Had a career-best seven receptions for 71 yards at Maryland ... Reeled in three passes in win over Tennessee Tech ... Registered two receptions for 37 yards in 24 plays at Oklahoma ... Added three receptions for 24 yards at North Texas and led the Blue Raiders with four grabs for 27 yards against no. 8 Louisville ... Hauled in five receptions for 48 yards in win over Louisiana-Monroe ... Had two catches for 18 yards at Louisiana-Lafayette ... Did not have a reception against FAU or ASU ... Reeled in one pass for seven yards against South Carolina ... Hauled in three passes for 44 yards against Troy and also added three receptions in Motor City Bowl.

**2005:** Played in all 11 games and started the last 10 ... Was fourth on the team with 22 receptions for 303 yards and one touchdown ... Made his first collegiate reception against Alabama for 14 yards ... Earned his first collegiate start against North Texas and responded with two catches for 17 yards ... Grabbed three passes in loss to Akron ... Led the Blue Raiders with five receptions for 80 yards, including a personal long catch of 44 yards ... Hauled in two passes for 27 yards at FAU ... Registered his first collegiate touchdown on a 49-yard reception from Clint Marks in win over

Arkansas State (finished game with two catches for 60 yards) ... Had three receptions for 47 yards at home against Louisiana-Monroe ... Did not have a catch at NC State ... Had two catches for 30 yards at FIU.

**High School:** Named to the *Florida Times Union* all-Coast Super 24 team as a senior ... Also earned all-conference honors and was the team's most outstanding receiver as a junior and senior ... Tallied 82 receptions for 1,743 yards and 17 touchdowns in two years ... Also played on the basketball team, where he was a part of two state championship teams ... Played football for Coach Ben Simmons.

**Personal:** Parents: Bobby Stokes and Juanita Williams ... Born: 11/26/85 ... Major: Liberal Studies.

### Statistics


Receiving	Rec.	Yds.	Avg.	LG	TD
2005	22	303	13.8	49	1
2006	36	378	10.5	55	1
<b>Total</b>	<b>58</b>	<b>681</b>	<b>11.7</b>	<b>55</b>	<b>2</b>



# Other Varsity Players

2006 SUN BELT CONFERENCE CHAMPIONS

- Media Information
- Preview
- Players
- About Middle Tennessee
- Staff
- 2006 Review
- Opponents
- History
- Records



LB

## Shane Adams

6-0 · 206 · r-Fr.  
Murfreesboro, TN (Blackman HS)

**2006:** Took a redshirt year.

**High School:** An all-region selection his senior year at Blackman High School ... Registered 103 tackles in 2005.

**Personal:** Parents: Woody and Lisa Adams ... Born: 5/13/87 ... Major: Agribusiness.



QB

## Andrew Banks

5-9 · 140 · r-Fr.  
Clinton, MD (Gwynn Park HS)

**2006:** Took a redshirt year.

**High School:** Lettered three years in football at Gwynn Park High School ... Threw for 2,200 yards and 30 touchdowns as a senior to lead team to a 14-0 record.

**Personal:** Parents: Maurice and Wendy Banks ... Born: 12/15/88 ... Major: Undecided.



FB

## Joseph Baydoun

6-0 · 211 · r-Jr.  
Brentwood, TN (Brentwood HS)

**Other:** Served in the Marines for four years, including time in Iraq ... Scheduled to return to Iraq in 2008.

**High School:** Played football at Brentwood High School ... Suffered a torn ACL his senior season.

**Personal:** Parents: Nader and Barbara Baydoun ... Born: 2/5/83 ... Major: University Studies.



CB

## Demetrius Beard

5-8 · 164 · r-Fr.  
Hendersonville, TN (Hendersonville HS)

**High School:** Lettered in football, track, and soccer at Hendersonville High School ... Was all-district and all-region in football.

**Personal:** Parent: Dennis and Greta Beard ... Born: 4/10/88 ... Major: Aerospace.



CB

## Jay Brooks

5-6 · 158 · r-Jr.  
Huntsville, AL (Virgil I. Grissom HS)

**Auburn:** Attended Auburn from 2004 through December 2006.

**High School:** Lettered in football at Virgil I. Grissom High School.

**Personal:** Parents: Jerry and Kris Brooks ... Born: 7/11/86 ... Major: Undecided.



QB

## Nicholas Coleman

6-3 · 200 · r-So.  
Decaturville, TN (Decatur County HS)

**Lambuth University:** Spent the 2005-06 academic year at Lambuth before transferring to Middle Tennessee.

**High School:** Lettered three years in football and basketball and four years in baseball at Decatur County Riverside High School ... Was a two-time all-state honorable mention pick and a two-time team MVP ... Was also all-region as a defensive back ... Was two-time all-region in basketball and all-region as a pitcher in baseball ... Is the school's career passing leader.

**Personal:** Parents: Rick and Georgeanna Coleman ... Born: 5/17/87 ... Major: Undecided.



WR

## Caleb Dugger

5-9 · 182 · Fr.  
Columbia, TN (Mt. Pleasant HS)

**High School:** Lettered in football, baseball, and track at Mt. Pleasant High School ... Named all-region three years in a row and was voted the wide receiver and special teams player of the year as a senior.

**Personal:** Parents: Mike and Cindy Dugger ... Born: 11/12/87 ... Major: Undecided.



LB

## Devin Dutton

6-0 · 231 · r-So.  
Lenoir City, TN (Lenoir City HS)

**2006:** Did not see any action during the season ... Traveled with the team to Oklahoma.

**High School:** Lettered four years in football and two years in track at Lenoir City High School ... Was a two-time all-region and all-county selection ... Earned honorable mention all-state honors by the Associated Press and was the Loudon County Defensive MVP as a senior.

**Personal:** Parents: Mike and Jeannie Dutton ... Born: 11/4/86 ... Major: Business Administration.



TE

## Blake Engelhardt

6-3 · 243 · r-Fr.  
Largo, FL (Keswick Christian)

**2006:** Did not see any playing time during the season ... Dressed and made the trip to Louisiana-Lafayette.

**High School:** Lettered three years in football, basketball, and baseball at Keswick Christian School ... Was all-state in football in 2004 and 2005, while earning all-state honors in basketball in 2005 and 2006 ... Owns virtually every passing record at Keswick ... Played for Coach Rick Sanson.

**Personal:** Parents: Charles and Kayla Engelhardt ... Born: 12/8/87 ... Major: Undecided.

# Other Varsity Players

2006 S J N BELT CONFERENCE CHAMPIONS



WR

## Ben Graves

6-3 · 208 · r-Fr.  
Columbus, OH (Grandview Heights HS)

**2006:** Took a redshirt year.

**High School:** Lettered in football, wrestling, basketball, track, and tennis at Grandview Heights High School ... Earned all-state honors in football his junior and senior seasons while also garnering all-Columbus (Ohio) honors ... Was all-league in basketball and all-district in track ... In his last two years on the football team, Graves had 122 receptions for 2,202 yards and 22 touchdowns.

**Personal:** Parents: Larry and Cristy Graves ... Born: 4/25/88 ... Major: Undecided.



P

## Michael Hinson

5-10 · 193 · r-So.  
Smyrna, TN (Smyrna HS)

**High School:** Lettered in football, soccer, and basketball at Smyrna High School ... Earned all-state and all-region honors his senior year and was the Bulldogs' Special Teams MVP ... Made 9 of 13 field goals as a senior.

**Personal:** Parent: Steven Hinson and Nanci Alsup ... Born: 6/12/86 ... Major: Special Education.



RB

## Phillip McGee

5-10 · 207 · r-So.  
Clarksville, TN (Kenwood HS)

**High School:** Lettered in football, basketball, and track at Kenwood High School ... Was the team's most valuable player as a freshman, sophomore, and senior ... Scored 10 touchdowns his senior year.

**Personal:** Parent: Larry and Jean McGee ... Born: 7/28/87 ... Major: Physical Education.




CB

## Sherman Neal

5-9 · 170 · r-Fr.  
Naperville, IL (Neuqua Valley HS)

**High School:** Lettered in football and track at Neuqua Valley High School ... Was first team all-conference in football and all-state in track ... Voted the top defensive back on the team.

**Personal:** Parents: Sherman and Michelle Neal ... Born: 7/27/88 ... Major: Undecided.




DE

## Phillip Robertson

6-1 · 218 · r-Jr.  
Murfreesboro, TN (Smyrna HS)

**High School:** Lettered in football and baseball at Smyrna High School ... Earned the teams Bulldog Award in football.

**Personal:** Parent: Terry and Vicki Robertson ... Born: 9/11/85 ... Major: Criminal Justice Administration.



CB

## Stuart Taylor

6-2 · 175 · r-Fr.  
Dyersburg, TN (Dyersburg HS)

**High School:** Lettered in football and basketball at Dyersburg High School ... Was all-region in football as a junior and senior while gaining all-district honors in basketball ... During his last two seasons, Taylor tallied 90 tackles and five interceptions.

**Personal:** Parents: William and Kathy Taylor ... Born: 10/28/87 ... Major: Undecided.



P

## Justin Woodard

5-11 · 173 · So.  
Camden, TN (Central HS)

**High School:** Lettered in football and basketball at Central High School ... Team went 7-3 his senior year and 6-4 during his junior campaign ... Played for David Fisher.

**Personal:** Parents: Tommy Woodard and Renee' Sykes ... Born: 4/5/83 ... Major: Undecided.



CB

## Victor Wright

5-8 · 190 · r-Jr.  
Madison, TN (Pearl-Cohn HS)

**Austin Peay:** Played in six games and had two tackles for the Governors in 2004 and collected six stops in 2005.

**High School:** Multi-sport athlete at Pearl-Cohn High School ... Played cornerback and wide receiver for Maurice Fitzgerald ... Named all-district and all-region in football ... Also was all district and all-region in basketball and earned all-state in tennis, winning district and region championships.

**Personal:** Parent: Joyce Wright ... Born: 8/24/86 ... Major: Undecided.



# 2007 Newcomers

2006 SUN BELT CONFERENCE CHAMPIONS

- Media Information
- Preview
- Players
- About Middle Tennessee
- Staff
- 2006 Review
- Opponents
- History
- Records



**OL.50**

**Colin Boss**

6-4 • 324 • Fr.  
Tampa, FL (Berkeley Prep. HS)

**High School:** Lettered four years in football and two years in lacrosse for Berkeley Prep ... Named first team all-state by the *St. Petersburg Times* in 2006 and was voted to the Bay Area Top 25 list ... Collected 30 pancake blocks and had an overall grade of 85 percent as an offensive lineman and registered 14 tackles, six tackles for loss, a fumble recovery and an interception on defense ... Returned an interception for a touchdown and collected a sack against Cardinal Mooney ... Honorable mention all-county selection by the *Tampa Tribune* and the *St. Petersburg Times* in 2005 ... Earned the team's Golden Helmet Award ... Member of the football "unity council" at Berkeley Prep ... Also played goalie on the lacrosse team.

**Full Name:** Colin Robert Boss ... Parents: Robert and Cindy Boss ... Born: 7/17/89 ... Major: Undecided.



**RB.34**

**Marquise Branton**

5-11 • 217 • Fr.  
Seffner, FL (Armwood HS)

**High School:** Rushed for 2,200 yards and 22 touchdowns his last two years at Armwood High School, including 1,290 yards and 17 scores in 2006 (ranked fifth in district in rushing and scoring) ... Earned first team all-state, all-Hillsborough first team honors, all-county, all-Tampa Bay area, *St. Petersburg Times* All-Suncoast Honorable Mention, and was ranked no. 78 among Florida senior recruits by FlaVarsity.com ... Named team's offensive MVP in 2006 ... During Branton's four seasons at Armwood, the Hawks played in three straight Class 4A state championships, claimed two titles (2003, 2004), reeled off a 29-game winning streak and went 53-4 overall ... Top game was 203 yards on 32 carries and two touchdowns against Middleton ... Played both running back and fullback for Armwood ... Lettered four years in football and played for Coach Sean Callahan.

**Full Name:** Marquise Dwayne Branton ... Parent: Shantell Burnett ... Born: 7/21/89 ... Major: Undecided.



**S.33**

**Kevin Brown**

6-1 • 185 • Fr.  
Tampa, FL (Jefferson HS)

**High School:** Led Jefferson High School to a 9-3 record in 2006 and a no. 8 state ranking in 4A by collecting a team-best 62 tackles and two sacks ... Named all-county, all-conference, and was selected to the Hillsborough County All-Star game ... Played for Coach Mike Fenton ... One of four signees to ink with the Blue Raiders from Jefferson in 2007.

**Full Name:** Kevin Darrius Brown ... Parent: Gena Brown ... Born: 7/26/89 ... Major: Undecided.



**WR.81**

**Wes Caldwell**

6-2 • 170 • Fr.  
Lexington, KY (Catholic HS)

**High School:** Lettered five years in baseball, four years in football, and one season in basketball for Lexington Catholic High School ... Voted first team all-state by the *Courier-Journal* and first team all-state by the Associated Press as a senior after helping lead team to a 10-2 mark ... Ended his career as Lexington Catholic's all-time leading receiver with 159 receptions for 2,601 yards and 38 touchdowns ... Ranks 7th all-time in Kentucky history in touchdown receptions, ninth in catches, and 13th in yardage ... Led LCHS with 63 receptions for 856 yards and seven touchdowns to earn co-offensive MVP honors as a senior ... Also named to the all-BluegrassPreps team ... Made the Louisville All-Combine team as selected by Scout.com in May 2006 ... As a junior, Caldwell helped guide Lexington Catholic to a state championship by hauling in 64 catches for 1,191 yards and 21 touchdowns ... Turned in his best game in 2005 by collecting six passes for 156 yards and a school record four touchdowns against Scott County ... On the diamond, Caldwell was an all-state pick after leading LCHS to a state championship in 2006 ... Also honored as one of the top ten baseball players in the state of Kentucky.

**Full Name:** James Wesley Caldwell ... Parents: Steve and Carla Caldwell ... Born: 2/20/89 ... Major: Undecided.



**DE.51**

**SaCoby Carter**

6-2 • 235 • Fr.  
Hawkinsville, GA (Hawkinsville HS)

**High School:** Lettered four years in football and three years in track at Hawkinsville High School ... Named all-state and all-region as a senior and all-region as a junior ... Team went 9-4 in 2005 and 2006 and won state championships in 2003 and 2004 ... As a senior he tallied 41 tackles, three sacks, 10.5 tackles for loss, and recovered a fumble for a touchdown ... Played for coach Lee Campbell.

**Full Name:** SaCoby Ubaccus Carter ... Parent: Coby Carter ... Born: 9/24/88.



**DL.93**

**Demarcus Cleveland**

6-2 • 248 • Fr.  
Tampa, FL (Jefferson HS)

**High School:** Named first team all-county as a senior and was selected to the Hillsborough County All-Star game ... Lettered four years in football for Jefferson High School as

team compiled a 17-7 mark over his last two years ... Best game was a 10-tackle, three sack outing against Middleton ... Played for Coach Mike Fenton ... One of four signees to ink with the Blue Raiders from Jefferson in 2007.

**Full Name:** Demarcus Reche' Cleveland ... Grandparents: Doug and Ruthie Sampson ... Born: 4/26/88 ... Major: Undecided.



**QB.9**

**Dwight Dasher**

5-10 • 198 • Fr.  
Folkston, GA (Charlton Co. HS)

**High School:** Led Charlton County High School to three straight Georgia Class AA state titles ... Team went 42-2-1 in three years with Dasher as the starting quarterback ... 2006 GSWA AA All-State Honorable Mention QB, 2006 AJC AA All-State Honorable Mention QB, 2006 Region 2-AA First Team QB and Offensive Player of the Year and overall Player of the Year ... 2005 GACA AA First Team All-State QB, 2005 GSWA AA First Team All-State Athlete, 2005 AJC AA First Team All-State QB ... For his career, Dasher completed 471 of 847 passes for 7,655 yards and 87 touchdowns while rushing 376 times for 1,674 yards and 31 touchdowns ... Had a total of 13 200-yard passing games and five 100-yard rushing games ... Also served as the team's placekicker where he hit 8 of 21 career field goals and made 104 of 151 extra points ... In the 2005 title game win over Calhoun, Dasher threw for 240 yards and ran for 63 yards ... Threw for a career-best 375 yards in a 2005 game against Fitzgerald and had a personal-high of 116 rushing yards against Green County the same season ... Lettered four years in football and basketball, and three years in baseball and track ... Was a member of the 4x100 relay team that won the state championship in 2005 and 2006 ... Played for Coach Rich McWhorter.

**Full Name:** Dwight Andra Dasher ... Parents: Dwight Dasher Sr. and Veronica Dasher Greene ... Born: 8/5/88 ... Major: Undecided.



**LB.52**

**Antwan Davis**

6-1 • 206 • Fr.  
Ft. Lauderdale, FL (St. Thomas Aquinas HS)

**High School:** Lettered three years in football for Coach George Smith at St. Thomas Aquinas High School ... Played in back-to-back state championship games as a junior and senior ... Named all-county in 2006 after recording 67 tackles, 23 tackles for loss, seven sacks, 10 pass breakups, and two forced fumbles.

**Full Name:** Antwan Davis ... Parents: Jack Davis and Priscilla Williams ... Born: 7/2/89 ... Major: Undecided.



# 2007 Newcomers

2006 SJN BELT CONFERENCE CHAMPIONS



**WR.87**

**Walter Dozier**

6-0 • 195 • Fr.

Chattanooga, TN (McCallie HS)



**High School:** A two-time all-state and all-city performer for McCallie High School ... Named Chattanooga's Playmaker of the Year in 2005 and 2006 ... Helped lead MHS to a 10-2 record in 2006 and a spot in the state championship game ... Reeled in 58 receptions for 1,238 yards (single-season conference record) and 10 touchdowns in 2006 while adding 48 catches for 937 yards and seven touchdowns in 2005 ... Added a school record 101-yard interception return against Baylor ... Lettered two years in football, four years in basketball, and four years in track ... Was the starting point guard on the basketball team four years in a row ... Played football for Coach Rick Whitt.

**Full Name:** Walter Roderick Dozier Jr ... Parents: Walter Dozier Sr. and Letha Crutcher ... Born: 12/14/88 ... Major: Undecided.

**OL.74**

**Mark Fisher**

6-4 • 265 • Fr.

Nashville, TN (Goodpasture HS)



**High School:** Finalist for the Class 2A Mr. Football Lineman of the Year award in 2006 ... A two-time all-state and three-time all-region selection ... Named to the All-Tennessee Dream Team (Tennessee/Kentucky All-Star game) ... Collected 87 tackles, eight sacks, two interceptions and four fumble recoveries in leading Goodpasture High School to a berth in the state championship game and a 14-1 record ... Earned all-state and first team all-region honors as a junior after making 81 tackles (8 sacks for 52 yards), four blocked passes, two interceptions, four fumble recoveries and five caused fumbles ... Invited to the Army All-American bowl after his junior year ... For his career, Fisher had a cumulative offensive line grade of 93 percent while collecting 22 sacks and five interceptions (3 returned for touchdowns) on defense ... Played for Coach David Martin.

**Full Name:** Mark Warner Fisher ... Parents: Terry and Rosemary Fisher ... Born: 1/13/89 ... Major: Undecided.

**LB.18**

**Landon Givers**

6-2 • 205 • Fr.

Hampton, VA (Phoebus HS)



**High School:** An *Associated Press* first team all-state selection after leading Phoebus to the Division 5 state championship in 2006 ... Was also all-district and all-region ... Registered 109 tackles and 25 sacks as a senior ... Rated the 28th best player in Virginia by *TheSabre.com*, while *Scout.com* claimed him as the fourth-best outside linebacker in

the state and the 74th best in the country ... Ranked the 47th best player in the state of Virginia by the *Roanoke Times* ... Collected 41 sacks his last two years with the Phantoms ... Turned in a 40-yard dash time of 4.49 ... Played for Coach Bill Dee.

**Full Name:** Landon Conrad Givers ... Parent: Keena Wilson ... Born: 1/10/89 ... Major: Undecided.

**FB.40**

**Wesley Hale**

6-1 • 232 • Fr.

Morristown, TN (Morristown West HS)



**High School:** Earned all-state, all-conference, and all-region honors after leading Morristown West High School to a 13-1 mark in 2006 ... Had 112 carries for 803 yards and 21 touchdowns his senior year to go along with 24 receptions ... Also invited to the Tennessee/Kentucky All-Star game in 2006 ... Rushed for 602 yards and nine touchdowns in 2005 to lead Morristown West to a 13-1 record ... At the 2006 Tennessee Adidas Camp he impressively recorded 21 repetitions on the 225-pound bench press ... At the 2006 Nike Camp, Hale was rated ninth among more than 400 athletes by StudentSportsFootball.com and first among Tennessee prep players ... Played for Coach Don Woods.

**Full Name:** Wesley Addison Hale ... Parents: William and Tonia Hale ... Born: 12/28/88 ... Major: Undecided ... Other: Father, Billy, and uncle, Steve, played football at Virginia Tech.

**Andrew Harrington (see pg. 27)**

**Ivon Hickmon (see pg. 28)**

**DL.99**

**Antonio Hill**

6-0 • 240 • Fr.

Chesapeake, VA (Oscar Smith HS)



**High School:** Led Oscar Smith High School to three straight Southeastern District championships and was tabbed all-state his junior and senior seasons ... Earned all-district as an offensive lineman three years in a row while being named the Defensive Player of the Year in 2006 as a defensive end ... He posted 92 tackles, 17 tackles for loss, and 11 sacks in 2006 ... Ranked the 50th best player in the state of Virginia by the *Roanoke Times* ... Lettered in football and track ... Played football for Coach Richard Morgan.

**Full Name:** Antonio Lamont Hill ... Parents: Carlton R. Walton and Shernita V. Hill ... Born: 10/31/88 ... Major: Undecided.

**DB.6**

**Rod Issac**

5-11 • 168 • Fr.

Miami, FL (Miami-Dade Central HS)



**High School:** Collected 31 tackles, an interception, and a fumble recovery in helping lead Miami-Dade to a 11-2 record in 2006 ... Voted all-Dade second team in 2006 ... Named to Dade-Broward County All-Star team ... Earned defensive back of the week honors six times in 11 games ... Had 32 tackles as a junior ... Played for Coach Anthony Saunders.

**Full Name:** Roderick D. Issac ... Parents: Roy and Mamie Issac ... Born: 2/20/89 ... Major: Undecided.

**CB.20**

**Jeremy Kellem**

5-10 • 175 • Fr.

North Lauderdale, FL (Deerfield Beach HS)



**High School:** Earned all-state and all-county honors for Deerfield Beach High School following an 8-3 season ... Named the Defensive MVP at the North-South All-Star game ... Had 85 tackles, four sacks, eight caused fumbles, five fumble recoveries, and three blocked field goals during his career ... Also scored four touchdowns ... Lettered in football and basketball ... Played for Coach Art Taylor.

**Full Name:** Jeremy R. Kellem ... Parents: Robert Perry and Angela Kellem-Perry ... Born: 6/6/89 ... Major: Undecided.

**WR.15**

**D.D. Kyles**

6-1 • 190 • Fr.

Tampa, FL (Armwood HS)



**High School:** Played just his senior season at Armwood High School after transferring from King High School ... Helped lead Armwood to a 11-2 record after averaging 21 yards a catch and 38 yards per return on kickoffs ... Was an all-county pick as a kick returner ... Rushed for 110 yards on eight carries and two touchdowns against Durant ... Lettered in football and track ... Placed third in the state in the 100 meters as a junior (10.5) ... Played senior year for Coach Sean Callahan.

**Full Name:** Deondre Robert Kyles ... Parents: Tony Kyles and Lina Mitchell ... Born: 6/26/88 ... Major: Undecided.



# 2007 Newcomers

2006 SUN BELT CONFERENCE CHAMPIONS

- Media Information
- Preview
- Players
- About Middle Tennessee
- Staff
- 2006 Review
- Opponents
- History
- Records

**TE.86**



**Byron McLeod**

6-2 · 215 · Fr.  
Tampa, FL (Jefferson HS)

**High School:** A three-year letterman who earned first team all-conference honors in 2006 ... Voted the team's best blocker his senior year ... Had 42 catches for 523 yards and 10 touchdowns during his career ... Reeled in six passes for 130 yards and a touchdown against Southeast Bradenton ... Played for Coach Mike Fenton ... One of four signees to ink with the Blue Raiders from Jefferson in 2007.

**Full Name:** Byron Alvin McLeod ... Parents: Brian and Janet McLeod ... Born: 11/28/88 ... Major: Undecided.

**Jake Padrick (see pg. 35)**

**DE.91**



**Emmanuel Perez**

6-2 · 220 · Fr.  
Miramar, FL (Everglades HS)

**High School:** A second team all-state selection for Everglades High School in 2006 ... Also earned all-county honors and was named the team MVP ... Collected 72 tackles and 11 sacks as a senior while adding 57 tackles and 14 sacks as a junior ... Team went 7-3 in 2006 and 10-0 in 2005 ... Owns the school record in career sacks ... Lettered four years in football.

**Full Name:** Emmanuel Perez ... Parent: Paula Perez ... Born: 11/29/88 ... Major: Undecided.

**CB.25**



**Ted Riley**

6-1 · 190 · Jr.  
Boynton Beach, FL (E. Arizona CC)

**Eastern Arizona:** Was a second team all-american as a freshman and selected a preseason all-american as a sophomore at EACC.

**High School:** Lettered four years in football, three years in basketball, three years in track, and two years in lacrosse at American Heritage High School ... Was honorable mention all-state, all-conference, and all-county as a senior ... Picked for the All-American Outback Bowl ... Was the district and region champ in the 100 and 200-meters.

**Full Name:** Ted D. Riley ... Parent: Daria Ballard (Godparents are Michael and Kathy Walters) ... Born: 12/28/84 ... Major: Undecided.

**DL.47**



**Dwight Smith**

6-1 · 270 · Fr.  
Swainsboro, GA (Swainsboro HS)

**High School:** Was the team captain in leading Swainsboro High School to a 9-2 record in 2006 ... Earned all-region and all-area honors after collecting 69 tackles, 17 tackles for loss, four pass breakups, and three sacks ... Had more than 165 tackles for his career ... In a game against Screven County, Smith earned player of the week honors after tallying 10 tackles, including three for loss, one caused fumble, a pass breakup, and a fumble recovery ... Lettered four years in football, three years in basketball, and four years in track

... Was the region shot put champion in 2006 ... Played for Coach Shane Williamson.

**Full Name:** Dwight Jermone Smith ... Parent: Geraldine Smith ... Born: 9/5/88 ... Major: Undecided.

**OL.78**

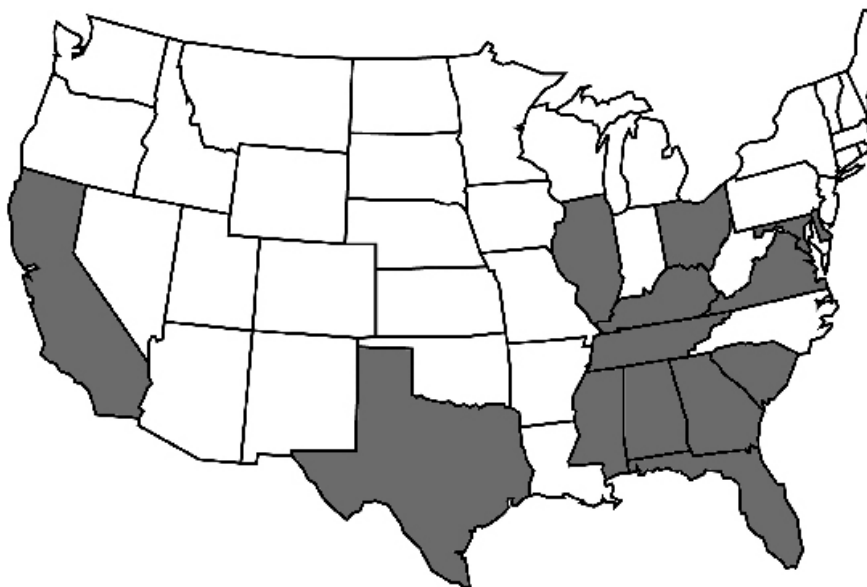


**Mike Williams**

6-3 · 260 · Fr.  
Tampa, FL (Jefferson HS)

**High School:** Named the Hillsborough Lineman of the Year his senior season at Jefferson High School ... An all-county and all-area selection ... Was an offensive lineman and a defensive end ... Against Armwood he graded out at 95 percent as an offensive lineman and recorded two sacks on defense in 2006 ... Played for Coach Mike Fenton ... One of four signees to ink with the Blue Raiders from Jefferson in 2007.

**Full Name:** Mike Delano Williams ... Parents: Jeff Williams and Diane Mitchell ... Born: 12/29/88 ... Major: Undecided.



**Where the Blue Raiders call home!**



# Why Middle Tennessee?

2006 SUN BELT CONFERENCE CHAMPIONS

Winter, spring, summer, and fall Middle Tennessee serves its educational purpose with stalwart dedication, unwavering attention to its students, and tireless support of its athletic programs. Founded in 1911, the University is the oldest and largest undergraduate university in Tennessee, with an enrollment of more than 22,000 students annually on a 500-acre campus located at the geographic center of the state in Murfreesboro.

Just 30 miles away is the state capital, Nashville—Music City USA. Fifty percent of the U.S. population lives within 650 miles of Nashville—that puts Murfreesboro, Rutherford County, and Middle Tennessee at the heart of exponential growth. As the 30th largest television viewing market, Nashville provides that priceless element of exposure to a rapidly growing audience. In other words, Middle Tennessee has a very large fan base that stretches well past its blue and white borders.

In fact, the majority of midstate valedictorians and salutatorians have made Middle Tennessee their number one choice for higher education for many years. Middle Tennessee has also become a destination school or university of choice (three-fourths of recently entering freshmen listed Middle Tennessee as their first choice).

As the home for two Centers of Excellence—the Center for Historic Preservation and the Center for Popular Music—Middle Tennessee provides ample educational support and diversity. Enriched by nine Chairs of Excellence dedicated to supporting particular disciplines, Middle Tennessee has been recognized as one of the top education schools in




the nation, graduating over 500 new teachers annually.

Middle Tennessee State University visitors discover two worlds: the beauty of our heritage is seen in Kirksey Old Main, the first structure built in 1911, standing on the north side of a quadrangle rich with the most historic buildings on campus; and the energy of our expansion and progress, seen in state-of-the-art new facilities such as the Paul W. Martin Sr. Honors Building. The Business and Aerospace Building and the Bragg Mass Communication Building anchor a second quadrangle along with the James E. Walker Library, a magnificent example of technology integrated with higher education. Athletic areas include Murphy Athletic Center, Floyd Stadium, Reese Smith Baseball Field and Complex, the track and soccer complex, and the Student Recreation Center.



Paul W. Martin Sr. Honors College



- Media Information
- Preview
- Players
- About Middle Tennessee
- Staff
- 2006 Review
- Opponents
- History
- Records

# Why Middle Tennessee?

2006 SUN BELT CONFERENCE CHAMPIONS




Middle Tennessee athletic programs benefit from and contribute to the University's three main goals: academic quality, student-centered learning, and community and business partnerships. These goals attract students who have proved they are Tennessee's Best.

With first-rate academics, facilities, equipment, and personnel and enjoying priceless support from the people of Murfreesboro and the region, Middle Tennessee student-athletes represent the Best of Tennessee's Best.



***Middle Tennessee's geographic location in the backyard of a major metropolitan area and its athletic tradition enables the University to bring awareness and visibility to its complete athletic program.***



## ***Facts and Figures***

- Top 30 TV Market Exposure –Nielsen Media Research Local Universe Estimates.
- Ranked nationally as fourth best county for job growth (Federal Bureau of Labor Statistics, 2002-2003).
- County size projected to double by 2025 (Tennessee State Census Survey, 2000).
- Middle Tennessee has been the number one choice of midstate valedictorians and salutatorians for several years.
- Middle Tennessee has won the Sun Belt Conference All-Sports trophy four times in seven years.
- A total of 135 NCAA Tournament appearances.
- 74 Conference Athlete of the Year Awards.
- 60 Conference Coach of the Year Awards.



# Winning Tradition

2006 SUN BELT CONFERENCE CHAMPIONS

- Media Information
- Preview
- Players
- About Middle Tennessee
- Staff
- 2006 Review
- Opponents
- History
- Records



**2006 Sun Belt Championship**

**13**  
Conference Championships



**1964 Division Championship**



**18**  
Conference Players of the Year




Moore is a 2007 Hall of Fame Inductee

**Mike Moore**  
Running Back, 1977



**1985 Blue Raiders**

Undeclared regular season, ranked #1



**Don Griffin**  
Free Safety, 1985

**19**  
First Team All-Americans



**1960 Tangerine Bowl Champion**

**2001 Sun Belt Championship**

**198**  
First Team All-Conference Honors

**11**  
Coach of the Year Honors



## 144 OVC CHAMPIONSHIPS

Baseball (24) - 1959\*, 1968, **1976, 1981, 1982, 1987, 1988, 1990, 1991^, 1992, 1993, 1994^, 1995, 1996\*, 1997\*, 2000^**

Basketball (Men) (10) - **1975, 1977^, 1978\*, 1982^, 1985^, 1986\*, 1987, 1989\***

Basketball (Women) (18) - 1980, **1983, 1984, 1985, 1986, 1987\*, 1988, 1989, 1995\*, 1996\*, 1998^, 1999\*, 2000^**

Cross-Country (Men) (1) - 1983

Football (11) - 1956, 1957, 1958\*, 1959\*, 1962\*, 1964, 1965, 1985, 1989, 1990\*, 1992

Golf (16) - 1956, 1958, 1960, 1961, 1962, 1963, 1964, 1966, 1967, 1974, 1978, 1994, 1995, 1996, 1998, 2000

Indoor Track (Men) (9) - 1979, 1981, 1982, 1983, 1985, 1986, 1991, 1993, 2000

Indoor Track (Women) (5) - 1988, 1991, 1994, 1995, 1996

Outdoor Track (Men) (11) - 1977, 1978, 1980, 1981, 1982, 1983, 1984, 1985, 1986, 1993, 1994

Outdoor Track (Women) (3) - 1991, 1994, 1996

Softball (1) - 2000

Tennis (Men) (23) - 1976, 1979, 1991, 1992, 1993, 1994, 1995, 1996, 1997, 1998, 1999, 2000

Tennis (Women) (11) - 1980, 1982, 1990, 1991, 1992, 1993, 1996, 1997, 1998, **2000**

Volleyball (1) - 1995^

\*Co-Champions  
^Tournament Championship  
Bold - Won both regular season and tournament titles

## 27 SBC CHAMPIONSHIPS

Basketball (Women) (5) - 2004^, 2005^, 2006^, **2007**

Baseball (3) - 2001\*, 2003^, 2004\*

Football (2) - 2001\*, 2006\*

Indoor Track (Men) (5) - 2001, 2002, 2003, 2004, 2006

Indoor Track (Women) (4) - 2001, 2002, 2003, 2004

Outdoor Track (Men) (3) - 2001, 2006, 2007

Outdoor Track (Women) (2) - 2000, 2005

Soccer (1) - 2004\*  
Tennis (Men) (1) - 2005^

Volleyball (1) - **2006**  
\*Co-Champions

## 12 National Championships

**Team Competition**  
Golf - 1965

### Individual Competition

Gary Head - 1963 Golf  
Larry Gilbert - 1965 Golf  
Barry McClure - 1972 Track  
Barry McClure - 1973 Track  
Tommy Haynes - 1974 Track  
Dionne Rose - 1994 Track  
David McNamara and Julius Robberts - 1997 Tennis  
Daniel Klemetz - 2002 Tennis  
Mardy Scales - 2003 Track  
Andreas Siljestrom and Marco Born - 2005 Tennis  
Andreas Siljestrom and Marco Born - 2007 Tennis

^Tournament Championship  
Bold - Won both regular season & tournament titles

## 135 NCAA TOURNAMENT APPEARANCES

Baseball (13) - 1968, 1976, 1981, 1982, 1987, 1988, 1990, 1991, 1995, 2000, 2001, 2003, 2004

Basketball (Men) (6) - 1975, 1977, 1982, 1985, 1987, 1989

Basketball (Women) (11) - 1983, 1984, 1985, 1986, 1988, 1996, 1998, 2004, 2005, 2006, 2007

^Indoor Track (Women) (5) - 1987, 1988, 1994, 1996, 2003

^Outdoor Track (Men) (31) - 1968, 1970, 1971, 1972, 1973, 1974, 1975, 1976, 1977, 1978, 1979, 1980, 1981, 1982, 1983, 1984, 1985, 1986, 1991, 1992, 1993, 1994, 1995, 2000, 2001, 2002, 2003, 2004, 2005, 2006, 2007

^Outdoor Track (Women) (4) - 1988, 1994, 2000, 2003

\*Softball (1): 2000

\*Tennis (Men) (12) - ^1994, 1995, 1996,

## OVC HALL OF FAME

Dr. Quill E. Cope (1978)  
Charles M. Murphy (1982)  
Jimmy Earle (1989)  
Dr. Sam Ingram (1990)  
E. K. Patty (1993)  
John Stanford (1997)

## OVC ALL-SPORTS TROPHIES

Combined - 1977  
Women - 1982, 1986, 1988  
Men - 1986, 1996, 1997, 1998, 1999, 2000  
(The OVC All-Sports Trophy was a combined award prior to 1981)

## SBC ALL-SPORTS TROPHIES (4)

2001-02      2003-04      2004-05  
2006-07

## OVC ACADEMIC ACHIEVEMENT BANNER

1996

## OVC FEMALE ATHLETE OF THE YEAR

1987 - Kim Webb, Basketball  
1992 - Priscilla Robinson, Basketball  
1996 - Nadia Graham, Track

## OVC MALE ATHLETE OF THE YEAR

1981 - Greg Artis, Track  
1986 - Don Griffin, Football  
1990 - Jayhawk Owens, Baseball

## SBC ATHLETE OF THE YEAR

2001 - Dewon Brazelton, Baseball  
2004 - Mardy Scales, Track  
2007 - Chrissy Givens, Basketball (Female)

## OVC SCHOLAR ATHLETES

1982-83 - Arlene Hale  
1983-84 - Mitzi Grogan  
1984-85 - Maria Salas  
1988-89 - Lianne Beck  
1991-92 - Lea White

## SBC COACH OF THE YEAR

2000 - Dean Hayes (Women's Outdoor Track)  
2001 - Dean Hayes (Men's Indoor Track)  
2001 - Dean Hayes (Women's Indoor Track)  
2001 - Dean Hayes (Men's Outdoor Track)  
2002 - Dean Hayes (Men's Indoor Track)  
2002 - Dean Hayes (Women's Indoor Track)  
2003 - Dean Hayes (Men's Indoor Track)  
2003 - Kermit Davis (Men's Basketball)  
2003 - Aston Rhoden (Women's Soccer)  
2004 - Aston Rhoden (Women's Soccer)  
2004 - Dean Hayes (Women's Indoor Track)  
2004 - Steve Peterson (Baseball)  
2005 - Dale Short (Men's Tennis)  
2005 - Rachael Short (Women's Golf)  
2005 - Dean Hayes (Women's Outdoor Track)  
2006 - Dean Hayes (Men's Indoor Track)  
2006 - Dean Hayes (Men's Outdoor Track)  
2007 - Rick Stockstill (Football)  
2007 - Rick Insell (Women's Basketball)  
2007 - Johnny Moore (Men's Golf)  
2007 - Dean Hayes (Men's Outdoor Track)



\*Cross-Country (Men) (2) - 1966, 1971

Football (I-AA Playoffs) (7) - 1984, 1985, 1989, 1990, 1991, 1992, 1994

\*Golf (Men) (9) - ^1963, ^1964, 1965, ^1967, ^1968, ^1974, ^1977, 2000 (first as Division I), ^2007

^Indoor Track (Men) (28) - 1970, 1971, 1972, 1973, 1974, 1976, 1977, 1978, 1979, 1980, 1981, 1982, 1983, 1984, 1985, 1986, 1991, 1993, 1994, 1995, 1996, 1999, 2000, 2001, 2002, 2003, 2004, 2006

1997, ^1998, 2000, 2001, 2002, ^2003, 2005, 2006, ^2007

\*Tennis (Women) (4) - 2000, ^2002, ^2003, ^2004

Volleyball (2) - 1996, 2006




\*NCAA appearances for track, golf and tennis are based on individual as well as team performances. Individual appearances are designated by ^.



# Media Coverage

2006 SUN BELT CONFERENCE CHAMPIONS

***Under Rick Stockstill, the Blue Raiders had a school record three nationally televised games in 2006 and have two more scheduled in 2007.***



ESPN announcers Rod Gilmore, Trevor Match, and Dave Pasch talked with Damon Nickson and Tavares Jones prior to last year's Louisville game.

**ESPN**

**ESPN 2**



**ESPN**  
REGIONAL TELEVISION



# Legend of Lightning/Nickname

2006 SJC BELT CONFERENCE CHAMPIONS



## LEGEND OF LIGHTNING

In Greek mythology, the winged horse possessed superior cunning and speed. The thundering horse of the gods was entrusted to carry awesome lightning bolts and could only be harnessed by a noble being with a pure heart. Character, talent, and strength were required to mount and ride the fabled winged horse.

Today, this winged horse is a fitting symbol of a university that has earned its wings and excels in many academic arenas, including historic preservation, teacher training, aerospace, political science, horse science, and recording industry. But the winged horse is more than a symbol of physical accomplishment; it's also a symbol of character and the responsible wielding of power.

The challenge of all great universities and university athletic departments is to help student-athletes build character as well as strength. This winged horse, Lightning, is a symbol to Middle Tennessee students, athletes, and alumni of the soaring school spirit they experience at sporting events.

For its nobility and character, the winged horse was immortalized in the stars. Now, with breathtaking speed and thundering, unbridled power, Lightning strikes, forevermore, fear in the hearts of Blue Raider opponents and leads Middle Tennessee to victory!




## BLUE RAIDER NICKNAME

In the early days of athletics at Middle Tennessee State University, the teams were known by several nicknames. Among these were Teachers, Normalites, and Pedagogues.

In 1934, it was decided that the school needed a specific nickname. During football season that year, the Murfreesboro *Daily News Journal* held a contest to name the team.

The late Charles Sarver, then a Middle Tennessee football player and later principal at White County High School in Sparta, Tenn., won the \$5 prize for his entry of "Blue Raiders." Sarver later indicated he had "borrowed" the nickname of the Colgate Red Raiders but substituted MTSU Blue for Colgate Red. Ever since then, Middle Tennessee athletic teams have been known as the Blue Raiders.

For a time, the "unofficial" mascot for the Blue Raiders was a costumed, cartoon-like dog. A reasonable facsimile of a bluetick hound, the affable character was dubbed "Ole Blue."



On January 17, 1998, the current mascot, "Lightning," was born. The mascot was unveiled, along with an attractive eye-catching logo, at a basketball game in Murphy Center. The introduction of Lightning gave a new identity to the nickname Blue Raiders.




# First Team All-Americans

2006 SUN BELT CONFERENCE CHAMPIONS

- Media Information
- Preview
- Players
- About Middle Tennessee
- Staff
- 2006 Review
- Opponents
- History
- Records



**Jackie Pope**  
Associated Press All-American, 1950



**Joe Campbell**  
Associated Press All-American, 1950  
Associated Press All-American, 1951  
Associated Press All-American, 1952



**Paul Hicks**  
Associated Press All-American, 1950



**Kelly Potter**  
Associated Press All-American, 1950



**Maxie Runton**  
Associated Press All-American, 1950




**Max Arnold**  
Associated Press All-American, 1950



**Jimbo Pearson**  
Associated Press All-American, 1950



**Don Griffin**  
Kodak AFCA, 1985



**Terry Sweeney**  
Associated Press All-American, 1950  
Williamson Mid-Breast, 1953  
MIAA All-American, 1954



**Charles Lyons**  
Associated Press All-American, 1950



**George Dylkes**  
Associated Press All-American, 1950  
Williamson Mid-Breast, 1950




**Ralph Macey**  
Associated Press All-American, 1950




**Roger Carroll**  
Associated Press All-American, 1950




**Keith Atchley**  
Associated Press All-American, 1950



**Steve McAdoo**  
Associated Press All-American, 1950  
Associated Press All-American, 1951




**Jimmy McCarney**  
Associated Press All-American, 1950



**Nathaniel Claybrooks**  
Associated Press All-American, 1950  
Associated Press All-American, 1951



**G.E. McCormack**  
Associated Press All-American, 1950



**Don Thomas**  
Associated Press All-American, 1950

# Blue Raider Equipment

2006 SJV BELT CONFERENCE CHAMPIONS







# Football Facilities

2006 SUN BELT CONFERENCE CHAMPIONS

*Middle Tennessee's football facilities display the program's commitment to excellence. Behind the leadership of President Sidney McPhee and Director of Athletics Chris Massaro, the Blue Raider facilities rank among the best in the region.*



Weight Room



Floyd Stadium



Locker Room



Kennon Sports Hall of Fame

- Media Information
- Preview
- Players
- About Middle Tennessee
- Staff
- 2006 Review
- Equipment
- History
- Records




# Football Facilities

2006 SJN BELT CONFERENCE CHAMPIONS



Practice Complex



Training Room



Position Meeting Room



Locker Room

*Facilities are being built and upgraded on an annual basis at Middle Tennessee, and the latest edition came during the summer of 2007 when a new state-of-the-art videoboard was placed in the south end-zone of Floyd Stadium.*



# Strength and Conditioning

2006 SUN BELT CONFERENCE CHAMPIONS

One of the biggest changes in college athletics over the past few years has been the attitude toward strength and conditioning. Performing in the weight room has become just as important as on-the-field competition, and Middle Tennessee has one of the very best staffs in the nation committed to making student-athletes the best they can be.

It all happens in the Blue Raiders' 10,000-plus square foot weight room facility located adjacent to the north end zone of Floyd Stadium and designed for use by all Middle Tennessee student-athletes. It is a strength training area that rivals any in the country. The weight room has been described by many people as better than any in the immediate area, including those at SEC and Conference USA schools.

The facility, which opened in January of 1999, greets student-athletes with over 20,000 pounds of plates and dumbbells, but the sheer volume of weights is not the most impressive aspect of the room. It is equipped with nine full power racks, nine elevated platforms, and nine half-racks. Hammer strength equipment rounds out the room with five ground-base jammers, a dead lift, a leg press, a leg curl, and a leg extension. Other Hammer strength equipment in the facility includes a bench press, a military press, a rowing machine, neck machine, pull-up, and pull-over.

An impressive array of dumbbells is also provided for the student-athletes' use. Two sets each of dumbbells ranging from five to 150 pounds are kept on racks around the room. Mirrors ring the walls of the room to help student-athletes

## Football Strength Staff




**Russell Patterson**  
Football Strength Coach



**Jason Spray**  
Assistant



**EJ Leverette**  
Graduate Assistant




**Jamaal Price**  
Graduate Assistant



ensure that they are using proper form throughout their workouts. Cardiovascular equipment, such as treadmills and stationary bikes, is also available in the facility.

Other state-of-the-art amenities may also be found in the weight room. A television with cable and a state-of-the-art sound system has been installed for the enjoyment of the student-athletes. Three offices for the strength coaches are located in the facility, along with restrooms and a hospitality area. The weight room also provides direct access to the football stadium, gameday room, and individual meeting rooms and is in close proximity to the Blue Raider Practice Complex. The gameday room is used not only by the Blue Raider football team on game days and for film breakdown but also for press conferences, classes, and other functions. The meeting room is fully equipped with high-tech audio/visual equipment to enhance learning.



- Media Information
- Preview
- Players
- About Middle Tennessee
- Staff
- 2006 Review
- Opponents
- History
- Records

# Strength and Conditioning

2006 SJN BELT CONFERENCE CHAMPIONS



## 2007 Team Iron Man Champions

(squatting) Tavares Jones, DeMarco McNair, Andre Wicker. (standing) Jonathan Presley, Chris McCoy, Anthony Glover, Gene Delle Donne, Chris DeGeorge, and Richard Billings.



*The Blue Raider strength and conditioning program is designed to build a better athlete while preparing the team to win on gameday. The players work year-round on speed, agility, flexibility, coordination, and endurance.*





# Blue Raider Gameday

2006

5



Players

About Middle Tennessee

Staff

2006 Review

Opponents

History

Records





# Blue Raider Gameday


2006 SJC BELT CONFERENCE CHAMPIONS



# Championship Staff


2006 SUN BELT CONFERENCE CHAMPIONS

- Media Information
- Preview
- Players
- About Middle Tennessee
- Staff
- 2006 Review
- Opponents
- History
- Records




Brent Brock

*The experienced Blue Raider coaching staff owns two Super Bowl rings and three National Championship rings.*



Willie Simmons




Manny Diaz



Antonio Goss

# Championship Staff


2006 S J N BELT CONFERENCE CHAMPIONS



G. A. Mangus




Justin Watts



Rick Stockstill

***The 2007 staff has coached in 59 bowl games.***


***126 years of coaching experience***



Les Herrin



Jimmy Ray Stephens



Art Kaufman



# Blue Raiders in the Community

2006 SUN BELT CONFERENCE CHAMPIONS

The Blue Raider football team is involved in numerous community activities during the course of the academic year. The athletes participate in the Reading Raiders program, work with the Special Olympics, attend Career Day at various schools, help make up the B.R.A.S.S. program, work with the Boys and Girls Club of Rutherford County, and in April 2006 assisted in tornado damage cleanup in Gallatin, Tenn., as part of the Lightning Relief Team.

The Reading Raiders began in 1993 and is designed to allow Middle Tennessee athletes the opportunity to give back to the community by getting involved in the lives of children. Within this program, Middle Tennessee athletes serve as role models and motivators in encouraging the importance of reading and proper study skills to students in the Murfreesboro City Extended Schools Program.

The B.R.A.S.S. program is another vehicle that encourages student-athletes to become involved in service activities. Through the program, Middle Tennessee hosts the Special Olympics



Sara Stockstill reads to a class at Black Fox Elementary

The coaches wives are also heavily involved in the community. A few of the things they accomplished in 2006:

- Helped organize, along with the football staff, the first-ever golf tournament to benefit Area 16 Special Olympics in Rutherford County.
- Collected and donated items for the Women's Domestic Abuse Shelter.
- Donated books and worked with students at Black Fox Elementary School.
- Adopted a family at Christmas through the Angel Tree program.
- Are in the early stages of starting up a "Girls on the Run" program, which helps preteens develop self-respect and healthy lifestyles through running.
- Served Thanksgiving dinner at the Salvation Army.



Scout Day

## Blue Raiders team with city for mentoring program

Middle Tennessee's Athletic Department entered into a partnership agreement with the Murfreesboro City Schools in May 2006 to provide each school with athletic teams to mentor, coach, and tutor students in assigned schools during the school year.


The partnership is a continuation of the relationship formed by the City School Board and Middle Tennessee President Sidney McPhee. One of the basic goals for the partnership will be to provide creative mentoring for the student-athlete and the Murfreesboro City School student. Following is a list showing where each athletic program will mentor in 2007-08:

- Bellwood Discovery School: Soccer
- Black Fox Elementary: Football
- Bradley Elementary: Women's Tennis and Men's Track
- Cason Lane Academy: Golf and Softball
- Hobgood Elementary: Women's Track
- Northfield Elementary: Cheerleaders
- Mitchell-Neilson Elementary: Baseball
- Mitchell-Neilson Primary: Baseball
- Reeves-Rogers Elementary: Volleyball
- Scales Elementary: Women's Basketball
- Siegel Elementary: Men's Tennis and Cross-Country
- Central Middle School: Men's Basketball

each April. The athletes also visit area schools during the course of the year and read to the students. They also visit the Veterans Hospital each month to visit with the patients and exercise with them.

The Reading Raiders and B.R.A.S.S. programs are directed by Wyn-nifred Counts.

In April of 2006, a group of 60 student-athletes made up mostly of football and volleyball players traveled to Gallatin, Tenn., to volunteer their time to assist in cleanup efforts following a devastating tornado on April 7. The group worked



Read Across America

for nearly three hours picking up debris and trying to salvage what was left near a farmhouse in Gallatin.



The Student-Athlete Enhancement Center at Middle Tennessee houses the academic support system and the Blue Raider Athlete Skills for Success (B.R.A.S.S.) Life Skills Program for all 17 Division I-A sports. The center is housed at Johnny "Red" Floyd Football Stadium on Raider Drive.

The facility opened its doors on January 4, 1999, to the delight of student-athletes, coaches, and administrators.

Blue Raider student-athletes can take advantage of the library-like atmosphere as they report for their required study hall hours under the watchful eyes of director, Jim Rost; assistant director and coordinator of B.R.A.S.S., Wynnifred Counts and assistants Debbie Carroll and Angel Nathan.

Rost, in his second year at the helm, makes his way to Middle Tennessee after four years as associate director/academic advisor for football at LSU.

The center consists of administrative offices, fully equipped individual and group tutoring rooms, a computer center, and spacious study carrels equipped with task lighting. Services provided by the center include help with registration and preregistration, help with study skills, and updates on NCAA legislation.

The center uses an innovative objective study table program, which includes daily mentoring and constant tutoring. Tutors in various subjects are scheduled in the tutoring rooms throughout all hours of operation, and all tutoring takes place at the center. The SAEC staff is responsible for daily monitoring of the student-athletes progress providing daily reports to coaches and meeting with the entire coaching staff weekly.

The mission of the center is to help student-athletes take skills learned on the field and turn them into positive preparation for life after college. The center is also committed to meeting the changing needs of student-athletes. It continues to promote partnerships

Middle Tennessee has inducted 51 student-athletes into the Chi Alpha Sigma National College Athlete Honor Society after just three years of being eligible. In 2005, the first year Blue Raider student-athletes could be inducted, a total of 26 were recognized. Middle Tennessee placed 10 student-athletes into the society in 2006 and 15 in 2007.

Chi Alpha Sigma is a nonprofit organization established to recognize college students who earn a varsity letter in at least one sport while maintaining a 3.4 or higher cumulative GPA throughout their junior and senior years. The goal of the organization is to recognize outstanding academic achievement by intercollegiate athletes.



**Jim Rost**  
Director




**Wynnifred Counts**  
Associate Director



**Debbie Carroll**  
Academic Counselor



**Angel Nathan**  
Assistant Director



## 2006-07 Academic Review

- **156 of 312 student-athletes made the honor roll (3.0) for the fall semester and 163 of 294 made the list for the spring semester.**
- **79 student-athletes made the Dean's List (3.5) in the fall, and 80 accomplished the feat during the spring.**
- **21 student-athletes made a perfect 4.0 in the fall and 18 made the list for spring.**
- **The spring semester GPA for all student-athletes was 3.01.**

between the University, the NCAA, and the Murfreesboro community to help achieve its goals.

In addition to providing the academic support needed to be successful in the classroom, the center is committed to meeting the needs of student-athletes in life skills development through the very popular B.R.A.S.S. Program.

As B.R.A.S.S. coordinator, Counts is dedicated to helping prepare student-athletes for life after college. Blue Raiders volunteer, when possible, to help teachers and students at elementary and middle schools throughout Rutherford County during the academic year.

In the spring of each year, Special Olympics at Middle Tennessee uses Blue Raider student-athletes to run each event. Career night and substance and alcohol abuse seminars are yearly, well-attended events. Social events such as the Spring Student-Athlete Ball are eagerly anticipated as the only time during the year when all student-athletes can be together.


The Student-Athlete Enhancement Center is just one way that Middle Tennessee is helping to prepare student-athletes for life after college.



# This Is Middle Tennessee

2006 SUN BELT CONFERENCE CHAMPIONS

- Media Information
- Preview
- Players
- About Middle Tennessee
- Staff
- 2006 Review
- Opponents
- History
- Records



***Middle Tennessee boasts 155 permanent buildings and a campus of more than 500 acres. Student-athletes benefit from state-of-the-art facilities and a full-time faculty in which 79 percent of members hold terminal degrees.***

# This is Middle Tennessee

2006 SUN BELT CONFERENCE CHAMPIONS



**Approximately 50,000  
alums live within 100  
miles of campus.**




- The University fields nine Chairs of Excellence in the disciplines of dyslexic studies, free enterprise, health care, manufacturing, nursing, First Amendment studies, urban and regional planning, equine reproductive physiology, and equine health.
- By fall 2007, there will be nearly 900 full-time and adjunct faculty members.
- For four years running, MTSU has the largest undergraduate enrollment in Tennessee, and total enrollment will approach 23,000 this fall.
- MTSU is the first Tennessee university to sell solar power back to the TVA through the Generation Partners project and is helping keep waterways clean through its WaterWorks! Program.
- The University's Experiential Learning project enhances academics through internships, applied learning courses, cooperative education, service learning, and study abroad.
- Alumna Holli Harrison (B.M. '99), showcasing a soprano voice called "dark and mezzo-like" by the *New York Times*, was one of only five recipients to claim a \$15,000 prize during the 52nd Metropolitan Opera National Council Grand Finals in New York.
- MTSU's Department of Mathematical Sciences produced a first-time-ever feat of sending five graduates to graduate schools in and out of the state to pursue Ph.D. and master's degrees.

***Middle Tennessee is an economic  
engine with an impact of \$700 million  
to the regional economy.***



# What's New?

2006 SUN BELT CONFERENCE CHAMPIONS



*A new 18' x 32' Daktronics video board was installed in Floyd Stadium for the 2007 season. The display will be operated by an experienced crew in a fully equipped on-site production facility.*

*Sportex PowerBlade synthetic turf was installed at Floyd Stadium in 2006. The Blue Raiders now have one of the finest playing surfaces in the country.*



*A 700 square-foot pressbox opened in May at the Track and Soccer Complex. The facility also received new grandstands, locker rooms, restrooms, and a concession stand.*





# Kennon Hall of Fame

2006 SJN BELT CONFERENCE CHAMPIONS



**Varsity Club members support the Middle Tennessee athletic department and all of its athletic programs.**

#### The Varsity Club

- elects members annually to the Blue Raider Athletic Hall of Fame,
- elects the Varsity Club Board of Directors to continually work on new activities to benefit and recognize former players,
- administers scholarship programs to be awarded to former athletes' children,

If you have any questions or comments concerning the Varsity Club, please contact Jim Simpson at 615-898-5632 or by e-mail at [jsimpson@mtsu.edu](mailto:jsimpson@mtsu.edu).

#### Membership Requirement

Membership in the Varsity Club is granted to any person having participated (players, coaches, managers, trainers, and cheerleaders) in a varsity sport at Middle Tennessee State University.

#### Membership Dues

Annual dues for Varsity Club members are \$35.00.

Dues payment and any pertinent information may be mailed to

**Varsity Club**  
MTSU Box 557  
Murfreesboro, TN 37132

- informs the membership of all interesting activities happening in the MT athletic department, and
- organizes activities on campus for former athletes and their families.



## Football Lettermen's Golf Tournament



*Last year's lettermen's golf tournament drew players from the '40s, '50s, '60s, '70s, '80s, '90s, and the present decade.*

*The event is held in conjunction with the spring game each year.*



# Scarlett Commons/Dining

2006 SUN BELT CONFERENCE CHAMPIONS

Media Information  
Preview  
Players  
About Middle Tennessee  
Staff  
2006 Review  
Opponents  
History  
Records



Scarlett Commons, named for former Middle Tennessee president M. G. Scarlett, is one of the premier living arrangements at any university in the region. Opened to students in the fall of 1999, the facility provides apartment-style living with the convenience of staying on campus.

Nine three-story buildings with 12 apartments each and a useful clubhouse make up the Scarlett complex. Each apartment contains four private bedrooms connected by two private bathrooms, a full kitchen, and



a comfortable living room. Each apartment is fully furnished, and window mini-blinds are provided. The kitchen includes a table and four chairs, microwave, refrigerator, stove, and oven. The living area includes a sofa, lounge chair, and television stand. Each bedroom has a closet and is furnished with a bed, dresser, nightstand, and desk with a hutch. Each apartment also includes cable and phone lines in the living room and data lines with access to the Internet for personal computers in each bedroom.

The Scarlett Commons clubhouse creates a real sense of community with its recreation/meeting rooms, fireplace, big screen TV, and laundry room. Any maintenance issues are a mere phone call away to the 24-hour reception and service desk located in the clubhouse.



Residents also enjoy the ease of using Raider Xpress, the University's shuttle buses, to make every class on time. The Red shuttle makes stops in front of the clubhouse every 15 to 20 minutes and is a comfortable way to ride to the door of major buildings on campus.

Students living in Scarlett Commons have their own restricted parking lot, so it's easy to find parking in front of their buildings 24 hours a day.

Each building has an assigned resident assistant on the first floor. These are student staff members who have the responsibility of helping residents with any difficulties they might have as well as helping to get all the residents involved in activities across campus.

For more information on Scarlett Commons and other on-campus housing, visit <http://www.mtsu.edu/~housing/>.

## Dining Facilities

Middle Tennessee offers five different on-campus dining areas, with the most popular being Keathley University Center (KUC) Grill and Cyber Café.

The KUC is located in the center of campus and is a major intersection for student activities. The Grill is located on the second floor and features Pizza Hut, Quizno's Subs, Grille Works, Salad Garden, Chick-Fil-A, and Freshens (desserts and smoothies). The KUC Grill is open from 6:30 a.m. to 6:30 p.m. Monday–Thursday and is open until 5 p.m. on Fridays.

The Cyber Café is the first of its kind in the Tennessee Board of Regents system, offering a futuristic and efficient way for students to dine. Students are able to eat while e-mailing or searching the Web at the same time on eight computers with access to the World Wide Web.

Burger King and Subway serve students until 2:00 a.m. Monday–Thursday and 7 p.m. on Fridays. Six 32-inch televisions suspended from the ceiling also catch students up on events around the world. Sofas and armchairs make Cyber Café a great place to relax between classes with coffee or Ben and Jerry's

ice cream. A popular event for students is open mic night when live music is performed during the dinner hour. This weekly event fills the cafe to capacity. The café also features a wide array of items traditionally found in convenience stores.

Student-athletes can start the day with biscuits and gravy and an omelet from McCallie Dining in Corlew Hall. This is a favorite spot because of the fun atmosphere and all-you-can-eat dining selections. Student-athletes get a chance to relax and socialize with each other while feasting on subs, pizza, grill works, carved meats, fresh deli food, fresh-made pasta, and a salad bar. Thursday nights in McCallie are theme nights featuring, for example, tastes of the bayou on Cajun night or a feast of egg rolls and fried rice on Far East night. No matter what is served, the fellowship among athletes and students is always enjoyable.

A great spot for lunch is the RaiderZone at James



Union Building, a new sports theme restaurant. Students can enjoy all you care to eat buffet-style foods, pizza and pasta, carved meats, fresh deli food, and freshly made salads.

Snack favorites can be found in the Mass Communication and Business and Aerospace buildings and at Lightning's Limo in the stadium breezeway. A new dining area in James E. Walker Library offers Starbucks coffee, sandwiches and wraps, fresh fruit, and fresh-baked pastries.

# Sports Medicine

2006 S J N BELT CONFERENCE CHAMPIONS

Health care is one of the most important aspects of a student-athlete's life, and no university is more committed to keeping athletes healthy than Middle Tennessee. The Sports Medicine facility underwent a \$1 million renovation in 2001, giving Middle Tennessee student-athletes one of the finest athletic training facilities in the nation.

Head Athletic Trainer Joe-Joe Petrone and the Sports Medicine staff have set liberal hours to make sure each student-athlete has his or her needs met. The Sports Medicine facility opens at 6 a.m. each morning and doesn't



**Joe-Joe Petrone**  
Head Athletic Trainer


**Drew Shea**  
Assistant

**Alison Ness**  
Assistant

There is no waiting in the Sports Medicine facility since there are nine taping stations, eight state-of-the-art modalities, and a brand-new rehabilitation area. All of the equipment in the facility is top of the line. Athletes

The latest piece of equipment that aids the Sports Medicine staff is a new state-of-the-art computer system that tracks injuries, rehab protocols, medications, and surgeries. The new computer system allows each athletic trainer to keep student-athlete rehabilitation programs moving forward at as rapid a pace as possible. The facility also contains a fully stocked physician's examination room for the resolution of any minor issues that a student-athlete may encounter without having to take more time-consuming measures. There is also a C-Arm portable X-Ray machine on site.

Petrone and his assistants each have an office in the Sports Medicine facility, and there is work space for the nine graduate assistants. Each office is self-contained, allowing private consultations with injured student-athletes.



close until all student-athletes have been treated.

With the 2001 renovation, Sports Medicine tripled in size and vastly improved health care for each Blue Raider program. The Sports Medicine facility contains a complete injury rehabilitation center, new rehab equipment, two full-size whirlpools, a dressing area for athletes, and a private office for the team physicians.



healing process enabling student-athletes to return to competition at a faster rate.

can use a full-stride treadmill, a stairmaster, and an exercise bike during their rehabilitation. One of the most recent additions to the equipment in the Sports Medicine facility is a \$15,000 K-Laser which helps speed up the

The Sports Medicine facility represents the University's commitment to quality health care for its student-athletes, and the Sports Medicine staff is dedicated to providing the best care possible at the Division I-A level.



GoBlueRaiders.com is a fast and accurate Internet source for official coverage of Blue Raider athletics. Regardless of where you are or what time of day it is, you can access up-to-date information on your favorite Blue Raider sports or athletes.

GoBlueRaiders.com has grown to average more than 14.9 million page views a year, with the average visitor spending nearly five minutes on the site each day. The site has seen in excess of 3.1 million visitors since January of 2004.

After two years of operation under a national sports Web site provider, GoBlueRaiders.com moved to a total in-house operation with a new design and format. Since 2001, the Athletic Media Relations office has managed the site and been responsible for all content, designs, services, and updates. The Web site, named Best Collegiate Sports Web site in 2002 by the *Tennessean*, underwent a complete renovation in 2006.

Thanks to members of the media relations staff, pre-game releases; game stories; features; and up-to-date statistics, photos, and results for the 17 Blue Raider sports are regularly posted to the site. Add to that online ticketing by Ticketmaster and links to Blue Raider alumni and spirit groups and you have the most complete source of information about Middle Tennessee athletics anywhere.

Full-motion video is featured as part of a new Internet streaming package introduced in the summer of 2007.

The Web site has become a valuable tool in promoting each and every Middle Tennessee scholarship sport. Custom sites for recent standouts such as Dewon Brazelton, Courtney Mitchell, Dwone Hicks, Patrice Holmes, and Chrissy Givens have been integrated into the GoBlueRaiders.com Web site.

The site also features complete bios on players and coaches, printable monthly event calendars, press conference audio and video, and photo galleries of many events and games. In partnership with Yahoo! Sports, Middle Tennessee broadcasts play-by-play of all football, men's and women's basketball, and baseball games online.

**Men's Sports**  
Baseball  
Basketball  
Cross Country  
Football  
Golf  
Tennis  
Track

**Women's Sports**  
Basketball  
Cross Country  
Golf  
Soccer  
Softball  
Tennis  
Track  
Volleyball

**GBR.COM EXTRAS**  
Weather  
Wallpapers  
Music Library  
Double-A Zone  
Ask the AD  
Athletic Logos  
Online Store  
Lightning's Locker Room

**INFO CENTER**  
Camps  
Directions  
Facilities  
Quick Facts  
Media Outlets  
Staff Directory  
Visiting Fan Guide

**RAIDER SPIRIT**  
MTAlumni.com  
Cheerleading  
Dance Team  
Band of Blue

**ATHLETICS**  
Blue Raider Athletic Association  
Varsity Club  
Season Reviews  
Radio Network  
NCAA Compliance  
Wheels to Win

Welcome Bradley! Logout · My Dashboard

**Blue Raiders open with win**  
Victory over FIU begins the school's 92nd football season

**middle tennessee headlines**  
Men's Tennis · May 27, 2007  
**Born-Siljestrom Make NCAA Finals**  
Duo one match from winning program's first-ever NCAA Championship in tennis  
MURFREESBORO, Tenn. - Middle Tennessee's Marco Born and Andreas Siljestrom continue to add to the record books, winning in three sets on Saturday and straight sets on Sunday to advance to the national title match at the NCAA Doubles Championships in Athens, Ga.

Andreas Siljestrom (above) and Marco Born won again on Sunday, advancing to the finals of the NCAA Doubles Championships in Athens, Ga. (MT)

**at a glance**

Upcoming Events		All times central.
Tomorrow 11:00AM	MTN at NCAA Doubles Championships	Live Video
Tue. May 29	BRAA Appreciation Dinner	6:00PM
Wed. May 30	MGF at NCAA Championships	
Tue. Jun 5	BSB hosts Chuck Taylor Golf Tournament Indian Hills GC	11:30AM
Wed. Jun 6	TXC at NCAA Outdoor Championships	
Mon. Jun 11 11:00AM	BRAA Golf Scramble Temple Hills	More Info

**Recent Results**

Yesterday	Baseball vs. New Orleans (CSS)	Loss: 10-4
Fri. May 25	Baseball vs. New Orleans	Win: 18-6
Fri. May 25	Baseball vs. Florida Atlantic	Win: 6-4
Thu. May 24	Baseball vs. New Orleans	Loss: 7-5
Wed. May 23	Baseball vs. Florida Atlantic	Win: 6-1

[complete athletics calendar >](#)

SEARCH  
Full Site GO

- Home
- Calendar
- Facilities
- Tickets
- MT Home
- Contact Us

Don't have tickets?

MIDDLE TENNESSEE ON THE AIR

2007 NEW MEMBER CAMPAIGN STANDINGS

football season tickets

NEED A PHYSICIAN?  
Click here and be connected to MTMC's physician referral service.

### Check This Out!

- Live and archived video
- Audio reports
- Online ticketing
- Up-to-the-minute news alerts
- Event photo galleries
- On the Air: upcoming media appearances

**ticketmaster**

**YAHOO! SPORTS**



of the fastest growing in the South.

Economic growth has boomed almost as fast as the population. The Murfreesboro/Rutherford County area has attracted major manufacturing companies such as Nissan, Bridgestone/Firestone, Georgia Pacific, Hewlett-Packard, Dell Computers, and Aladdin. Shopping centers have doubled in number in the past 10 years, and Murfreesboro is one of the largest cities in the country in terms of restaurant-to-people ratio.



all the parks in the area, the Stones River Greenway is a great way to enjoy a walk, jog, bike ride, or skate on a beautiful scenic trail parallel to the Stones River.

In the heart of Tennessee lies Murfreesboro, one of the fastest growing cities in the state and the country. Murfreesboro is the home of Middle Tennessee State University and is located at the exact geographic center of the state of Tennessee. Murfreesboro has a storied past and an extremely bright future.

Founded in 1811, Murfreesboro was formerly known as Cannonsburgh. The name was changed to Murfreesboro after only 33 days in honor of Revolutionary War Colonel Hardy Murfree. Today, Cannonsburgh historical site, which includes a gristmill, one-room schoolhouse, town hall, log home, and church, is one of the most visited historical sites in the midstate.

From 1817 to 1822, Murfreesboro served as the state's capital. The capital was moved to Nashville because of its larger economic base and easy access to the Cumberland River. Murfreesboro has remained a major economic center since the city's founding because of its geographic location: just 30 miles southeast of Nashville and about 90 miles from Chattanooga. Murfreesboro has also seen tremendous growth because of its proximity to interstate highways.

Murfreesboro's population of more than 81,000 allows citizens to live in a relatively large city with a small-town atmosphere. Rutherford County has more than 218,000 residents. According to many sources, the county is the fastest growing in the state and one



For the history buff, there are several sites to visit in and around the Murfreesboro area. The 600-acre Stones River National Battlefield was the site of one of the bloodiest battles of the Civil War and can be visited year-round. Oaklands historic site, the Sam Davis home, Fortress Rosecrans, and Cannonsburgh Village recreate the rich history of the area and welcome visitors.

Parks and recreation are top-notch in the area. Murfreesboro alone boasts four golf courses: Old Fort, Indian Hills, the VA golf course, and Stones River Country Club. The area also has several other courses, including Smyrna Municipal, Cedar Crest, Champions Run, and Blackberry Ridge. McKnight Park is the home of SportsCom, softball fields, baseball fields, and soccer fields. Oaklands Park includes a 25-acre historical site, picnic areas, and baseball fields. Old Fort Park includes picnic areas for relaxation, baseball fields, tennis courts, and a golf course. In addition to

If rest and relaxation is not what you are looking for, there are several ways to stay entertained in Murfreesboro. Jazz Fest, Uncle Dave Macon Days Festival, and the International Grand Championship Tennessee Walking Horse Show are among the annual events that attract thousands of visitors to the area. The Nashville Superspeedway is located close to the Rutherford County line and is the host of several races, including a NASCAR Busch Series race.

Expanding population and increasing growth have made Murfreesboro a vibrant community. However, growth has not left behind the core values that have made Murfreesboro one of the area's most preferred cities in which to live. With all indications pointing toward a continuation of the area's growth, Murfreesboro will maintain its place among the state's most outstanding and livable cities.

## Rutherford at a Glance

- Highest elevation: 1,200 feet
- Murfreesboro elevation: 619 feet
- Avg. yearly rainfall: 50.64 inches
- Avg. yearly snowfall: 5.9 inches
- Avg. yearly temperature: 59.6
- Avg. winter temperature: 48.0
- Avg. summer temperature: 69.6
- County population: 218,292
- Murfreesboro population: 81,393





## Nashville: Music City USA

Middle Tennessee thrives in the radiant glow of Nashville's exponential growth. Some major metropolitan areas overshadow their neighbors, but Nashville provides unprecedented economic and media support. The relationship between Davidson County and Rutherford County is akin to a big brother looking out for the up-and-coming sibling.

Davidson County saw a nearly 14% population growth from 1990 to 2002, and Rutherford County boomed with a 62% increase. (Regional Profile, Nashville Chamber of Commerce, 2003)



Living up to the title of Music City USA requires a more than impressive collection of media outlets, coverage, and support. The *Tennessean*, *Nashville Business Journal*, and the *City Paper* each provide superior coverage, and eight local television stations and 29 radio stations never miss a moment of news, weather, and sports action in and around Davidson County.

The Sun Belt Conference and its members have access to and are able to draw from the seemingly limitless resources offered by Middle Tennessee's proximity to Nashville.



Division I-A member. The game was televised nationally on ESPN2 and drew a record home crowd for the Blue Raiders.

While Middle Tennessee, a mere 32 miles from Nashville, reaches into Davidson County to provide followers with a high-level of Division I college competition, Music City also provides plenty of professional flair. Football, baseball, and hockey are all covered by the Titans, Sounds, Kats, and Predators.




## Blue Raiders reach Davidson County alums

Middle Tennessee has more than 13,000 alumni in greater Davidson County and the Blue Raider athletic department has a far-reaching impact into the Nashville area. The Blue Raiders regularly play football games in Music City in order to help reach more of their vast, growing fan base.

Middle Tennessee defeated Vanderbilt at Dudley Field in 2001, 2002, and 2005, and the Blue Raiders played host to Big East foe Louisville at LP Field in 2006, marking the first time the football program has played a home football game in Nashville as a





COACHES COACHES COACHES COACHES

# Head Coach Rick Stockstill

2006 SUN BELT CONFERENCE CHAMPIONS

Media  
Information

Preview

Players

About Middle  
Tennessee


Staff

2006  
Review

Opponents

History

Records



## *Leads Blue Raiders to bowl game, league title in first season*

### **Earns 2006 Sun Belt Conference Coach of the Year Award**

In his first year as a head coach, Rick Stockstill seized the moment and guided the Middle Tennessee program to a place many thought impossible.

After 24 years as an assistant, Stockstill was given the chance to run his own program and all he did was lead the Blue Raiders to a Sun Belt Conference championship, help set a new single-season attendance record, and take the program to its first postseason bowl game in the I-A era. In taking a Middle Tennessee team predicted to finish sixth in the Sun Belt during the preseason to a

league title, Stockstill was also crowned the 2006 Sun Belt Conference Coach of the Year and the Tennessee Sports Writers Association Coach of the Year while also garnering that honor from ESPN.com.

During the 2006 championship run, Stockstill and his staff developed an All-American, 11 all-conference players, 11 SBC Player of the Week winners, a consensus National Defensive Player of the Week (Damon Nickson won the Walter Camp and the Bronco Nagurski awards), and the school's all-time sacks leader (Erik Walden). Not

bad considering only three Blue Raiders were named to the All-SBC Preseason team as voted on by league coaches and media.

Off the field, Stockstill made an immediate impact as well by dramatically improving the team's APR to 949 from 892.

A benchmark of all championship teams is the ability to win away from home, and Stockstill's Blue Raiders demonstrated their mental toughness by winning a league-best four Sun Belt Conference road games on the way to a school record six conference wins in all. In fact, Middle Tennessee's road success was among the best in college football in 2006—only 10 other teams won as many conference road games (Arkansas, Auburn, Boise State, BYU, Ohio, Ohio State, Oklahoma, Texas A&M, USC, Wake Forest).

It is said you are only as good as the people you surround yourself with, and Stockstill assembled a championship staff well before he coached his first game. Stockstill's staff sports two Super Bowl rings, three National Championships, 58 bowl rings, and 125 years of coaching experience.

Along with his extensive background in collegiate coaching circles, the driven and determined Stockstill also has had the advantage of working alongside some of the greatest minds in college football history. These experiences were evident in his highly successful first season at the helm.

Stockstill, who made his way to Murfreesboro after spending the previous two years at South Carolina, has worked with legendary coaches Lou Holtz, Steve Spurrier, Danny Ford, Tommy Bowden, Ken Hatfield, and Tommy West.

Stockstill demonstrated the ability to develop and coach big-time players throughout his 24-year college coaching career. He joined the Gamecock staff in December 2003 and immediately made an impact in recruiting. Stockstill coached the Gamecock tight ends and served as recruiting coordinator in 2005 and was the wide receiver coach in 2004.

Before joining Holtz' staff at South Carolina, Stockstill was the offensive coordinator at East Carolina in 2003.

In his first year at South Carolina, Stockstill coached Troy Williamson to one of the best seasons ever for a Gamecock receiver. Williamson made 43 receptions for 835 yards (75.9 per game average) and seven touchdowns. Williamson's 835 receiving yards put him among the single-season leaders at USC, along with his seven touchdowns. Williamson was taken as the seventh pick in the 2005 NFL Draft by the Minnesota Vikings.


In addition to his on-field coaching at Carolina, Stockstill coordinated the signing of a top-20 recruit-





## Accomplishments under Stockstill

- 2006 Sun Belt Conference Coach of the Year (first conference COY at MT since 1989)
- 2006 Sun Belt Conference Coach of the Year by ESPN.com
- 2006 TSWA Coach of the Year
- 2006 Rutherford County Reader Gridiron Glacier Award
- 2006 Ebony Achievement Award from Middle Tennessee
- 2006 Sun Belt Conference Championship
- Led school to first-ever bowl game in the I-A era
- Improved team's APR dramatically to 949
- A school-record 6 SBC wins in 2006
- One of just 10 teams in the country to win four road conference games in 2006
- New single-season attendance record in 2006
- New single-game home attendance record
- A record-tying 11 SBC Player of the Week winners
- A Walter Camp and Bronco Nagurski National Player of the Week winner
- A school-record 3 national television broadcasts in 2006
- New single-season records in quarterback sacks and tackles for loss
- Seven wins in 2006 were most by a first-year coach at MT since 1947
- Had the 2006 ESPN.com SBC Defensive Player of the Year



ing class for the Gamecocks in his first season and was recognized as one of the top 25 recruiters in the nation by Rivals.com.

From 1989 to 2002, Stockstill was on the coaching staff at Clemson where he helped lead the Tigers to some of their most proficient offensive performances in school history. He served in a variety of capacities during his tenure with Clemson, working as recruiting coordinator, wide receivers coach, co-offensive coordinator, passing game coordinator, and quarterbacks coach. One of his prize pupils was All-America wide receiver Rod Gardner, who now stars with the Kansas City Chiefs and was the number 15 pick of the 2001 NFL Draft. Stockstill played an integral role in Clemson's offense, which set more than 100 school records from 1998 to 2002.

Also recognized as a top-notch recruiter, Stockstill is credited with recruiting Clemson's all-time leading rusher (Raymond Priestler), second all-time leading passer (Woodrow Dantzler), and all-time leading receivers (Derrick Hamilton and Rod Gardner). Stockstill has coached in 12 bowl games during his career with the Motor City Bowl being the 13th.

Stockstill also has coaching experience at the University of Central Florida (1985-88), where he tutored wide receiver Shawn Jefferson (who went on to a 13-year career in the NFL) and at Bethune-Cookman College (1983-84).

Born Dec. 23 in Sidney, Ohio, Stockstill grew up in Georgetown, Ky., and then moved to Fernandina



# 2006 TSWA Coach of the Year

2006 SUN BELT CONFERENCE CHAMPIONS



## RICK STOCKSTILL

2nd Year at Middle Tennessee

- **BORN:** December 23, 1957
- **HIGH SCHOOL:** Fernandina Beach High School, 1977
- **COLLEGE:** Florida State, 1982, Bachelor of Science in physical education, minor in driver education.
- **FAMILY:** Wife, Sara; son, Brent; daughter, Emily.

- **PARENTS:** Father: Joel Stockstill; mother: Kris Stockstill
- **COACHING EXPERIENCE:** 1983-84: Bethune-Cookman (offensive coordinator/quarterbacks) ... 1985: Central Florida (wide receivers) ... 1986-88: Central Florida (asst. head coach/wide receivers) ... 1989-92: Clemson (quarterbacks) ... 1993: Clemson (quarterbacks/passing game coordinator) ... 1994-95: Clemson (co-offensive coordinator/wide receivers) ... 1996-98: Clemson (wide receivers) ... 1999-2002: Clemson (recruiting coordinator/wide receivers) ... 2003: East Carolina (offensive coordinator/quarterbacks) ... 2004: South Carolina (recruiting coordinator/wide receivers) ... 2005: South Carolina (recruiting coordinator/tight ends) ... 2006-present: Middle Tennessee (head coach).
- **HONORS:** 2006 SBC Coach of the Year ... Rivals.com ranked him as one of the top 25 recruiters in the nation in 2005.
- **PLAYING CAREER:** Collegiately at Florida State from 1977-82 (honorable mention All-American; played in three bowl games and the East-West Shrine Bowl and the Japan Bowl).
- **RECORD at MT:** 7-6 (2nd year)
- **NOTEWORTHY:** Has coached or played under the likes of Bobby Bowden, Tommy Bowden, Lou Holtz, and Steve Spurrier ... Rick Stockstill became only the eighth head coach in school history to win his opening game when the Blue Raiders defeated FIU in the 2006 opener, 7-6. It marked the first time since 1970 that a Blue Raider first-year coach was successful in his opening game ... The 7 wins in his first year were the most by a first-year MT coach since 1947.

**Stockstill is one of 63 coaches who vote in the USA Today/ESPN Coaches Poll**



## MT BY THE NUMBERS

Category	2006	Under Stock
Record	7-6	7-6
Sun Belt	6-1	6-1
Nonconference	1-5	1-5
vs ACC	0-1	0-1
vs Big Ten	0-0	0-0
vs Big East	0-1	0-1
vs Big 12	0-1	0-1
vs MAC	0-1	0-1
vs Pac 10	0-0	0-0
vs SEC	0-1	0-1
vs CUSA	0-0	0-0
vs NCAA I-AA	1-0	1-0
vs Independents	0-0	0-0
Home	3-2	3-2
Away	4-3	4-3
Neutral	0-1	0-1
Day Games	3-2	3-2
Night Games	4-4	4-4
vs Top 25 Teams	0-2	0-2
TV Games	4-6	4-6
CSS TV	1-1	1-1
ESPN	0-1	0-1
ESPN2	0-1	0-1
ESPN Regional	2-0	2-0
ESPNU	1-0	1-0
Pay-Per-View	0-2	0-2
Tape Delay	0-1	0-1
When Scoring First	5-2	5-2
When Opp. Scores First	2-4	2-4
When Leading at Half	6-1	6-1
When Trailing at Half	1-5	1-5
When Tied at Half	0-0	0-0
When Leading after 3rd Q	6-1	6-1
When Trailing after 3rd Q	0-5	0-5
When Tied after 3rd Q	1-0	1-0
In Overtime Games	0-0	0-0
Scoring less than 20	1-5	1-5
Scoring 20+	6-1	6-1
Scoring 30+	6-0	6-0
Rushing for <100 yds	1-5	1-5
Rushing for 100+ yds	6-1	6-1
Rushing for 200+ yds	4-0	4-0
Passing for 200+ yds	2-2	2-2
Passing for 250+ yds	0-1	0-1
Passing for 300+ yds	0-0	0-0
Totalling <300 yds off.	1-4	1-4
Gaining over 300 yds off.	6-2	6-2
Allowing <100 yds rushing	3-1	3-1
Allowing 100+ yds rushing	4-5	4-5
Allowing 200+ yds passing	1-4	1-4
Allowing 250+ yds passing	1-3	1-3
Allowing 300+ yds passing	0-2	0-2
Allowing <300 yds offense	4-1	4-1
Allowing 300+ yds offense	3-5	3-5
Having a 100-yd rusher	2-0	2-0
Opp. has 100-yd rusher	1-1	1-1
Having no turnovers	2-2	2-2
Having 3 or more turnovers	1-2	1-2
Having no takeaways	1-1	1-1
Having 3 or more takeaways	4-0	4-0



Rick and Sara Stockstill with son Brent and daughter Emily.

Beach, Fla., where he was inducted into the Fernandina Beach Hall of Fame in 2006. He was a three-year letterman at Florida State as a quarterback, where he was team captain and earned honorable mention All-America honors in 1981 under Coach Bobby Bowden. During his career at FSU, the Seminoles had two top-10 final Associated Press rankings and had wins over powers Notre Dame, Pittsburgh, Ohio State, and Nebraska. Stockstill, who received his bachelor's degree from FSU in 1982, made three bowl trips with the Seminoles.

Stockstill and his wife, the former Sara Fleischman, have a son, Brent, and a daughter, Emily.

# Head Coach Rick Stockstill

2006 SUN BELT CONFERENCE CHAMPIONS



## The Stockstill Journal

The sports team I followed as a kid were the New York Yankees and the Baltimore Colts.

My favorite football players to watch as a kid were Johnny Unitas and Joe Namath.

The athletes I would pay to see perform today are Mickey Mantle and any player who I have coached or was part of a team that I was coaching.

My greatest personal athletic moment was being the quarterback at Florida State who defeated Nebraska, Ohio State, Notre Dame, Pittsburgh, LSU, and Florida, and being ranked no. 2 in the country. My greatest team athletic moment was winning a share of the 2006 Sun Belt Conference Championship.

The best thing about coaching college football is interacting with young people on a daily basis. Not just on the football field, but helping them realize and achieve their goals outside the athletic arena while guiding them to become men and having successful careers and families.

If I could change anything about college football, I would pay athletes \$100.00 per month and make it mandatory that a student-athlete can not be recognized in their school record books until he/she has graduated.

The coaches who have had the most influence on me and my career are my father (high school coach) and Bobby Bowden.

The biggest influence on me as a person has been my mother and father (Kris Stockstill and Joel Stockstill).

My hobbies are spending time with my kids, Brent and Emily.

The single most important piece of advice anybody has ever given me was "Never quit!" I have two rules I live by: treat people the way you want to be treated, and out-work anybody that wants the same thing you do.

My favorite part of practice is the competitive segments. Whether it is one-on-one with wide receivers and defensive backs or offense versus defense, I love to see competition.

If I could be a world-class athlete in another sport, it would be baseball.

My favorite way to unwind after a game is to spend time with my family and coaches by enjoying their fellowship and rehashing the game.

When I think of the personal traits and characteristics of the great players I have coached, the ones that repeat themselves in all the great players is the personal drive to be great. They all loved a challenge and the competition of accomplishing something that was hard to achieve. They had self-motivation and pride in themselves to reach excellence. They were confident, enthusiastic, and highly goal oriented.

## WHAT THEY ARE SAYING ABOUT RICK STOCKSTILL

### Steve Spurrier (Head Coach at South Carolina)

"I really enjoyed our time together at South Carolina. Rick is known as one of the best recruiters in the country and I think he will be one of the best head coaches as well. We wish him the best at Middle Tennessee and feel like the Blue Raiders got a great man to lead their program."

### Tommy Bowden (Head Coach at Clemson)

"Middle Tennessee could not have hired a better guy. He is an excellent coach. The players he coached at Clemson improved over their careers, and his coaching ability had a lot to do with it. He will bring Middle Tennessee's talent to a new level because he is an excellent recruiter. Rick has always had a great relationship with his players and their families, no matter where he has coached. And the surrounding community will really like Rick. He will embrace the community and the community will embrace him."

### Danny Ford (Former Head Coach at Clemson)

"Rick comes from a great football family and did a super job during his time on my staff. He is very thorough, is an excellent teacher, and is one of the best recruiters I have been around. Rick is just a fine person who I know will do a great job leading the Middle Tennessee program."

### Lou Holtz (Former Head Coach at South Carolina)

"Rick is a very classy individual who possesses true character, integrity, and honesty. He is a great recruiter, has a calm demeanor, and is excellent with the student-athletes in all facets. Middle Tennessee made an excellent choice in Rick Stockstill because he has high standards, is an excellent teacher, and possesses a great football mind."

### Bobby Bowden (Head Coach at Florida State)

"I think Middle Tennessee made a great choice. When you're looking for a coach to lead your program, it's good to have someone with a lot of different experiences. Rick has that, having worked with different coaches at different schools. He knows football, he's a terrific recruiter, and he knows a lot of people. He'll do great."

### Tommy West (Head Coach at Memphis)

"Rick is one of the classiest guys in the business. He is a great coach and a great recruiter who relates extremely well with his players. Rick is one of the best assistant coaches I have ever been associated with during my time as a head coach."

### Bobby Johnson (Head Coach at Vanderbilt)

"I think Middle Tennessee made a great choice by naming Rick Stockstill as the head coach. I really enjoyed my year at Clemson coaching with Rick. We have kept in touch and I have definitely followed his coaching career. Rick is an outstanding football coach. He will do a great job for Middle Tennessee."

### Skip Holtz (Head Coach at East Carolina)

"I am a huge fan of Rick Stockstill. He is a bright, energetic, enthusiastic, upbeat player's coach who will do a wonderful job bringing the players together. I think the world of Rick Stockstill and believe Middle Tennessee made the right move in bringing him in to lead the football program."



## Brent Brock

### Tight Ends ■ 2nd Year ■ Florida State, 1982



A head coach in the high school ranks of Georgia for 14 years and a former teammate of Head Coach Rick Stockstill, Brent Brock is completing his first season as tight ends coach for Middle Tennessee. Brock also has 14 years of experience as an athletic director on the high school level.

Under Brock's leadership in 2006, the tight ends were a key ingredient for the Sun Belt Conference's top scoring offense and the league's number two-rated team in passing efficiency. The group came up with 18 receptions on the season and two of the team's nine touchdown receptions.

Brock came to Middle Tennessee after serving the previous four years as head coach and athletic director at Jackson County High School in Jefferson, Ga. Brock had the privilege of coaching in the GHSA North/South All-Star game (1995) and the Georgia/Florida High School All-Star game (1997).

Brock got his start in coaching as a volunteer assistant at Godby High School in Tallahassee in 1981 and then left the following season to join Jim Hughes' staff at Thomasville High School in 1982.

Brock followed Hughes to Colquitt High School in 1983, where he helped coach the Packers in the 1991 1-AAAA state championship game. During his nine seasons at Colquitt, the Packers made the region playoffs eight times, were region runner-up three times, and received the region's all-sports trophy on three occasions.

Brock served as assistant head coach, offensive coordinator, offensive line coach, and strength coordinator during his time at Colquitt.

He earned his first head coaching job in 1992 when he took over the Worth County High School program in Sylvester, Ga. He took a struggling program that went 1-9 his first year to an 8-3 mark and back-to-back playoff appearances in his third and fourth seasons.

In 1996, Brock took over head coaching and athletic director duties at Fitzgerald High School in Fitzgerald, Ga., where he had the challenge of rebuilding a program that had just 40 players his first season. With hard work and determination, Brock fielded 70 players and helped turn the program around during his short tenure. Under his reign, FHS took home the sportsmanship trophy for 2-AAA in 1996 and 1997.

Before taking over at Jackson County, Brock spent two years as offensive coordinator/strength coach at Westside High School under Robert Davis. Westside, only four years old at the time, made it to the semifinals of the state at the Georgia Dome in 2002 and finished with a No. 4 state ranking. In 2001, Westside advanced to the quarterfinals of the state playoffs.

The Albany, Ga., native received his B.S. degree in health/physical education at Florida State in 1982, his degree at Albany State, and his Ed.S. degree from FSU.

As a player, Brock played four years for Coach Bobby Bowden at Florida State as an offensive lineman. He was a member of the 1977 Tangerine Bowl team and the 1980 and 1981 Orange Bowl teams.

Brock is married to his high school sweetheart the former Missie Milton of Albany, Ga.



Brent and wife Missie.

### THE BROCK FILE

**BORN:** April 21, 1958

**HOMETOWN:** Albany, GA

**HIGH SCHOOL EDUCATION:** Albany High School (Ga.), 1976

**COLLEGE EDUCATION:** Florida State, 1982

**DEGREE:** Bachelor of Science in physical education


**COLLEGE FOOTBALL:** Played offensive line at Florida State (1976-81)

**WIFE:** Missie

**BOWL GAMES COACHED:** 1

#### COACHING CAREER

2006-	Middle Tennessee	Tight Ends
2002-2005	Jackson Co. HS	Head Coach
2000-2001	Westside HS	Offensive Coordinator
1996-1999	Fitzgerald HS	Head Football Coach
1992-1995	Worth Co. HS	Head Football Coach
1990-1991	Colquitt Co. HS	Assistant Head Coach/Offensive Coordinator
1983-1990	Colquitt Co. HS	Offensive Coordinator/Backfield Coach
1982	Thomasville HS	Offensive Line
1981	Godby HS	Offensive Line



## ***The Brock Journal***

The sports team I followed as a kid was the Atlanta Braves.

My favorite football players to watch as a kid were Tommy Nobis (Atlanta Falcons) and Dick Butkus (Chicago Bears).

The athletes I would pay to see perform today are high school athletes because it is the purest form of amateurism.

My greatest personal and team athletic moment was coaching Colquitt County High School in the 1992 State Football Championship.

The best thing about coaching college football is it is the last opportunity to develop young men.

If I could change anything about college football, I would eliminate critical analysis of games, coaches, and players.

The coaches who have had the most influence on me and my career are Paul Eames (youth coach), Bobby Bowden, and Dr. Jim Hughes.

The biggest influence on me as a person has been my father, brother, and wife.

My hobbies are family time with my wife and dogs.

The single most important piece of advice anybody has ever given me was "Stick to your plan and show no signs of panic or uncertainty. Be consistent, throw your head up, and trust God."

My favorite part of practice is the Oklahoma drill.


If I could be a world-class athlete in another sport, it would be as a triathlete.

My favorite way to unwind after a game is to fellowship with fellow staffers, families, and friends.

When I think of the personal traits and characteristics of the great players I have coached, the ones that repeat themselves in all the great players are trust, faith, and belief.

## Manny Diaz

**Defensive Coordinator/Safeties ■ 2nd Year ■ Florida State, 1995**



Manny Diaz begins his second year as defensive coordinator on Rick Stockstill's staff at Middle Tennessee. Diaz, who also coaches the safeties, joined the Blue Raiders after spending six years at N.C. State.

If his first stint as a coordinator is a glimpse into the future, then the Blue Raider defense will have to be reckoned with for years to come. Diaz' defense broke the school record for quarterback sacks with 36 and set a new school mark in tackles for loss with 105 while leading the Sun Belt Conference in rushing

defense and sacks. The 2006 unit, which allowed just 38 total points in the second half of SBC action, scored four touchdowns and produced four first team all-conference performers along with the National Defensive Player of the Week on October 30.

Diaz also aided in the development of all-conference performers Erik Walden, Damon Nickson, Tavares Jones, J. K. Sabb, and Justin Rainey in 2006. Walden set the single-season sack record and became Middle Tennessee's all-time leader in the category, and Nickson led the SBC in interceptions.

Diaz has been involved in eight bowl games during his nine years on the collegiate level and played a major role for one of the country's top-ranked defenses by coaching safeties in 2004 and 2005 and handling the linebackers in 2002 and 2003 for the Wolfpack.

In 2005, the Wolfpack finished eighth nationally in total defense, sixth in third down percentage, and 12th in scoring defense en route to a 7-5 record and a shutout win over South Florida in the Meineke Car Care Bowl. Diaz, who also served as special teams coordinator, saw his kickoff return unit finish fifth nationally, and his punt return team recorded four blocked kicks.

In his first year as safeties coach and special team's coordinator in 2004, N.C. State's defense finished the year as the top-ranked unit in the country in total

defense by allowing just over 220 yards per game. The Wolfpack defense also held national powers Ohio State and Florida State to under 130 yards of total offense during the 2004 campaign. Diaz, who coached All-ACC performer and current New York Jet Andre Maddox, also had his punt return team block three kicks and take two returns for touchdowns.

The Miami, Fla., native handled the linebackers for N.C. State in 2002 and 2003. In 2003, the Wolfpack won the Tangerine Bowl and finished 7-5 with Diaz sharing play-calling duties for all 11 games. Diaz also made all the defensive calls during the bowl win over Kansas.

In his first year as a full-time coach, Diaz helped the Wolfpack to one of their best seasons ever: they finished 11-3 and defeated Notre Dame in the Gator Bowl.

Diaz, who coached All-ACC performer Dantonio Burnette, shared in the play-calling duties, and N.C. State ended the year ranked 14th nationally in total defense and 10th in scoring defense. In back-to-back games against Florida State and Notre Dame, N.C. State did not allow an offensive touchdown.

Diaz, one of the youngest coordinators in college football, spent the 2000 and 2001 seasons at N.C. State as a graduate assistant working primarily with the linebacking corps. During this time, the Wolfpack went to two bowl games and became the first ACC team to beat FSU in Tallahassee.

Diaz, whose father is serving his second term as mayor of the City of Miami, began his coaching career at Florida State in 1998, working alongside defensive coordinator Mickey Andrews for two seasons. During his stint, the Seminoles won a national championship in 1999 and were runners-up in 1998.

The 1995 Florida State graduate (B.S. in communications) is married to the former Stephanie Cerow and they have three sons, Colin, Gavin, and Manny. Diaz, who worked at ESPN from

1995 to 1997, was a Miami Herald Honorable Mention All-Dade County Scholar-Athlete for football, basketball, and baseball in 1991.



*Manny and Stephanie with sons Manny, Colin, and Gavin.*

### THE DIAZ FILE

**BORN:** March 13, 1974

**HOMETOWN:** Miami, FL

**HIGH SCHOOL EDUCATION:** Miami Country Day, 1991

**COLLEGE EDUCATION:** Florida State, 1995

**DEGREE:** Bachelor of Science in communications

**WIFE:** Stephanie

**CHILDREN:** Colin, Gavin, Manny

**BOWL GAMES COACHED:** 8 (1 national championship)

### COACHING CAREER

2006-	Middle Tennessee	Defensive Coordinator/Safeties
2004-2005	N.C. State	Safeties/Special Teams Coordinator
2002-2003	N.C. State	Linebackers
2000-2001	N.C. State	Graduate Assistant (Linebackers)
1998-1999	Florida State	Defensive Cinematographer (Secondary)



## ***The Diaz Journal***

The sports teams I followed as a kid were the Miami Dolphins, Miami Hurricanes, and Miami Heat.

My favorite football player to watch as a kid was Dan Marino.

The athletes I would pay to see perform today are Dwayne Wade and Tiger Woods.

My greatest personal and team athletic moment was winning the 1999 National Championship at Florida State.

The best thing about coaching college football is gameday ... preparing 353 days for 12 Saturdays.

If I could change anything about college football, I would play the game on the field and not in television studios. The dinosaur is extinct! It's time for a playoff.

The coaches who have had the most influence on me and my career are Bobby Bowden, Mickey Andrews, and Chuck Amato.

The biggest influence on me as a person has been my parents, wife, and three sons.

My hobbies are spending time with my family and trying to be serviceable in every sport known to man.

The single most important piece of advice anybody has ever given me was "Do what you love and you will never work a day in your life."

My favorite part of practice is competition and annoying the offensive coaches.

If I could be a world-class athlete in another sport, it would be luge.

My favorite way to unwind after a game is to enjoy fellowship with the coaching staff and spend time with my family.

When I think of the personal traits and characteristics of the great players I have coached, the one that is found in all the great players is a refusal to finish in second place.

- Media Information
- Preview
- Players
- About Middle Tennessee
- Staff
- 2006 Review
- Opponents
- History
- Records

## Antonio Goss

**Cornerbacks/Special Teams ■ 2nd Year ■ North Carolina, 1989**



Antonio Goss, a seven-year veteran of the National Football League with the San Francisco 49ers and the St. Louis Rams, is beginning his second season at Middle Tennessee as cornerbacks coach. Goss, who also serves as special teams coordinator, made his way to the Blue Raiders after five years at the University of Buffalo, where he served as linebackers coach for three years before taking over the cornerbacks his final two seasons.

Under Goss, the cornerbacks came up with six of the team's 14 interceptions, including one by Bradley Robinson that was returned 88 yards for a touchdown against Arkansas State. The return went down as the fourth longest in school history and was a turning point in the game. Goss also had two players ranked among the top ten in the Sun Belt in passes defended.

The Blue Raiders also enjoyed one of their best years in the special teams department under Goss's leadership. Middle Tennessee set a school record in kickoff return yards and touchdowns; Colby Smith led the Sun Belt in punting average; and Damon Nickson paced the league in kickoff return average. Both players earned first team all-conference honors, and Nickson was tabbed a second-team All-American by SI.com and Scout.com.

Goss is a two-time Super Bowl Champ with the 49ers (XXIV and XXIX). In Super Bowl XXIX, Goss was chosen by his teammates to represent them as special teams captain along with defensive captain Tim McDonald and future Hall of Famer Jerry Rice.

During Goss's time as the cornerbacks coach at Buffalo, he tutored freshman All-MAC performer James Evans and Buffalo standout Gemara Williams, who finished the 2005 season with a school record 13 pass breakups. Buffalo went

on to lead the MAC in passing defense and rank eighth nationally in 2005.

Before making the move to cornerbacks, Goss coached linebackers and tutored Bobby Johnson, who had 112 tackles in 2003.

Before joining the staff at Buffalo, Goss coached one year at North Carolina Central, where he was the linebackers and special teams coach.

Goss spent three years coaching in and around the Durham/Chapel Hill area after earning his degree in sociology at the University of North Carolina in 1989, where he starred on the football team as a linebacker and safety. Goss was coached by Dick Crum and current Texas Head Coach Mack Brown.

Goss went on to spend six years with the San Francisco 49ers, playing with future Hall of Famers Jerry Rice, Ronnie Lott, and Joe Montana and playing a part in two Super Bowl wins. Goss was a backup linebacker and also served as captain of special teams during his tenure with the 49ers. After leaving San Francisco, he played one season with the St. Louis Rams, in 1996, where he started five games and again led the special teams unit.

His first coaching job was as linebacker and strength and conditioning coach at East Chapel Hill High School in Chapel Hill, NC, where he served for two seasons (1998-99).

In 2005, Goss furthered his coaching ability by entering the NFL internship program with the Buffalo Bills under Head Coach Mike Malarkey. Goss was tutored by defensive coordinator Jerry Gray and linebacker coach Don Blackmon, while helping out special teams coach Bobby April. In 2004, Goss spent time with the Detroit Lions staff.

He is married to the former Marvine Johnston and they have two daughters, Antoinette and Alexandria. His hobbies and interests include playing with his kids and date night with



Antonio and Marvine with daughters Antoinette and Alexandria.

his wife.

### THE GOSS FILE


**BORN:** August 11, 1966  
**HOMETOWN:** Randleman, NC  
**HIGH SCHOOL EDUCATION:** Randleman High School, 1984  
**COLLEGE EDUCATION:** North Carolina, 1989  
**DEGREE:** Bachelor of Science in sociology  
**WIFE:** Marvine  
**CHILDREN:** Antoinette and Alexandria  
**BOWL GAMES COACHED:** 1

#### COACHING CAREER

2006-	Middle Tennessee	Cornerbacks/Special Teams Coordinator
2004-2005	Buffalo	Defensive Backs
2001-2003	Buffalo	Linebackers
2000	NC Central	Linebackers/Special Teams Coordinator
1998-1999	East Chapel Hill HS	Linebackers

**OTHER:** Played in two Super Bowls with 49ers (XXIV and XXIX)





## **The Goss Journal**

The sports team I followed as a kid was the Miami Dolphins.

My favorite football players to watch as a kid were Lawrence Taylor and Nat Moore.

The athlete I would pay to see perform is Tiger Woods.

My greatest personal and team athletic moment was being chosen by my teammates to be the special teams captain for Super Bowl XXIX.

The best things about coaching college football are relationships with players and family and watching the student-athletes grow up.

If I could change anything about college football, I would make sure student-athletes graduated from the same school where they played ball.

The coaches who have had the most influence on me and my career are Charlie Gregory (high school), Mack Brown, and George Seifert.

The biggest influence on me as a person has been my parents (Ronald Sr. and Ulah).

My hobbies are watching movies and playing games with the kids.

The single most important piece of advice anybody has ever given me was "Treat all people with respect."

My favorite part of practice is one-on-one drills because the best always comes out in people.

If I could be a world-class athlete in another sport, it would be baseball.


My favorite way to unwind after a game is to enjoy a nice restaurant.

When I think of the personal traits and characteristics of the great players I have coached, the one that I see in all the great players is confidence with the game on the line.

- Media Information
- Preview
- Players
- About Middle Tennessee
- Staff
- 2006 Review
- Opponents
- History
- Records

## Les Herrin

**Asst. Head Coach/Defensive Line ■ 2nd Year ■ Western Carolina, 1971**



A veteran of 25 years in collegiate coaching, Les Herrin is beginning his second year as the defensive line coach at Middle Tennessee. Herrin, who added the title of assistant head coach in March 2007, had been out of coaching the previous two seasons before joining Rick Stockstill's staff in 2006.

In 2006, Herrin inherited a defensive front that lost three starters who spent time in NFL training camps, and it appeared the unit would be a work in progress. As it turned out, Herrin proved to be the perfect fit for a young group of linemen eager to be coached. Herrin developed a group that recorded 22 of the team's school-record 36 sacks and 54 tackles for loss in helping form the top rushing defense in the Sun Belt. The top five players along the defensive line all had career years in 2006, including a school record 11.5 sacks by Erik Walden; a team-best four forced fumbles by Sean Mosley; and personal-bests in tackles, tackles for loss, and sacks by Tavares Jones. Walden and Jones both earned first team all-conference honors.

Once referred to as the "dean of football coaches at Clemson," Herrin spent 14 seasons on the Tigers' staff and coached defenses for Danny Ford, Ken Hatfield, and Tommy West. He was linebackers coach on Clemson's 1981 national championship team.

Before joining Stockstill's staff, Herrin was defensive coordinator at The Citadel from 2001 to 2003. During Herrin's tenure at The Citadel, he saw vast improvement on the defensive side of the football and coached three All-Southern Conference performers in three seasons. Herrin was also instrumental in the play of two-time All-American linebacker and Buck Buchanan Award Finalist Travis Stephens. Herrin teamed with Head Coach Ellis Johnson to form two of the best defensive minds in the Southern Conference.

Herrin's leadership ability was evident at a young age when he was named captain of the football team in his playing days at Western Carolina. He was also the team MVP as a senior and defensive

MVP as a junior. Herrin earned his B.S. degree in education from Western Carolina in 1971 and his master's degree in health and physical education in 1972.

After serving as defensive coordinator at Appalachian State in 1980, Herrin joined the Clemson staff in 1981 and guided the inside linebackers. At Clemson, he coached ACC MVP Jeff Davis, later a Tampa Bay Buccaneers captain, and eventual 1989 All-Pro linebacker Johnny Rember of the New England Patriots.

Herrin, who was inducted into the Ware County Hall of Fame in 1998, had brief stints as defensive coordinator/outside linebackers coach at East Carolina (1985-87) working for Art Baker, a former Citadel head coach. He also spent one season (1988) with Mack Brown as outside linebackers coach at North Carolina before returning to Clemson as defensive line coach, where he continued to produce nationally renowned defenses. In 1989, Clemson ranked fifth in the nation in rushing, scoring, and total defense. In 1990, the Tigers led the nation in total defense and were second in rushing and scoring defense.

In 1991, Herrin's defensive group led the nation in rushing defense and was instrumental in the Tigers' ACC championship. His players included the likes of Chester McGlockton, Brenston Buckner, and Rob Bodine, all of whom were either All-Americans or All-Pros (or both). In 1996, he coached Trevor Pryce, who later won a Super Bowl ring with the Denver Broncos. As a coach, Herrin participated in the 1982 Orange Bowl, 1989 Gator Bowl, 1991 Hall of Fame Bowl, 1992 Citrus Bowl, 1993 Peach Bowl, 1996 Gator Bowl, the 1997 and 1998 Peach Bowls, and the 2006 Motor City Bowl. Overall, Herrin has coached 12 players who went on to enjoy professional careers including three who earned Pro Bowl honors.

He began his high school coaching career, which spanned eight seasons, as an assistant at R/S Central High in Rutherfordton, NC (1972-74). He then became an assistant at Lexington Senior High in Lexington, NC (1975-76), and athletic director and head coach at Central Davidson High in Lexington, NC (1977-79), where his teams went 29-6.

Born February 18, 1948, in Waycross, Ga., Herrin has a son, Deke, who is an assistant coach at Presbyterian College.



*Les with son Deke.*

### THE HERRIN FILE

**BORN:** February 18, 1948  
**HOMETOWN:** Waycross, GA  
**HIGH SCHOOL EDUCATION:** Waycross High School, 1966  
**COLLEGE EDUCATION:** Western Carolina, 1971  
**DEGREE:** Bachelor of Science in education; masters in health and physical ed.  
**CHILDREN:** Deke  
**BOWLS GAMES COACHED:** 9 (1 national championship)

#### COACHING CAREER

2006-	Middle Tennessee	Defensive Line
2001-2002	The Citadel	Defensive Coordinator
1994-1998	Clemson	Assistant Head Coach
1989-1993	Clemson	Defensive Line
1988	North Carolina	Outside Linebackers
1985-1987	East Carolina	Defensive Coordinator/Linebackers
1981-1984	Clemson	Linebackers
1980	Appalachian State	Defensive Coordinator
1977-1979	Central Davidson HS	Head Coach
1975-1976	Lexington HS	Assistant Coach
1972-1974	RS Central HS	Assistant Coach



## ***The Herrin Journal***

The sports teams I followed as a kid were Waycross High School, University of Georgia, Georgia Tech, and Giants baseball.

My favorite football players to watch as a kid were ... too long ago for me to actually remember.

The athletes I would pay to see perform are Willie Mays, Mickey Mantle, and Muhammad Ali.

My greatest personal and team athletic moment as a coach was winning the first-ever state playoff game at Central Davidson High School.

The best things about coaching college football are the players and helping young men become men.

If I could change anything about college football, I would mandate first-class dining facilities to monitor athletes' eating habits and have first-class practice fields.

The coaches who have had the most influence on me and my career are Bob Waters, Ed Hyatt, Tom Harper, and Mack Brown.

The biggest influence on me as a person has been my parents, three sisters, and brother.

My hobbies are listening to music, dancing, and eating and staying in great places.

The single most important piece of advice anybody has ever given me was "Work hard and be honest."

My favorite part of practice is when the head coach yells "All up" at the end of a good practice.

If I could be a world-class athlete in another sport, it would be baseball.


My favorite way to unwind after a game is to enjoy fellowship with the staff.

When I think of the personal traits and characteristics of the great players I have coached, the ones that repeat themselves in all the great players are work habits and a burning desire to be great.

- Media Information
- Preview
- Players
- About Middle Tennessee
- Staff
- 2006 Review
- Opponents
- History
- Records

## Art Kaufman

### Linebackers ■ 3rd Year ■ Arkansas-Monticello, 1980



Art Kaufman, a veteran of 24 years of coaching at the collegiate level, is in his third season at Middle Tennessee and his second under Rick Stockstill. Kaufman is in his third full season coaching the Blue Raider linebackers.

In 2006, Kaufman molded a group that produced three of the top four tacklers on the team, and five of his players turned in career performances. Justin Rainey and J. K. Sabb both earned Sun Belt All-

Conference honors, and Rainey and Lonnie Clemons both recorded touchdowns on fumble returns. The unit ended up being a strength of the surprising Blue Raider defense in 2006 and played a key role in the program's first bowl game in the I-A era (Motor City Bowl).

In his first year at Middle Tennessee, Kaufman made a huge impact on the defense: the Blue Raiders finished 17th nationally in scoring defense and 28th in total defense. Both rankings went down as the best since the Blue Raiders joined the I-A ranks in 1999. Kaufman guided newcomer J. K. Sabb, who led the team in tackles, to second team all-conference honors.

Kaufman, who has coached in seven bowl games during his career, made his way to Murfreesboro after two seasons as defensive line coach at East Carolina.

Before joining the staff at ECU, Kaufman spent two seasons as the defensive coordinator and linebackers coach at Arkansas Tech.

A 1980 graduate of the University of Arkansas at Monticello, Kaufman spent 10 years as an assistant coach at the University of Mississippi

including six years as defensive coordinator and linebackers coach.

Kaufman, a two-time All-American linebacker during his playing days at Arkansas-Monticello, followed his four-year career with the Boll Weevils by taking a graduate assistant position at Delta State University.

Kaufman earned his first full-time coaching job in 1983 when he became the outside linebackers coach at Northwestern State University (La.). In 1987, he was named defensive coordinator/linebackers coach at Northwestern State. He left there the following year for Ole Miss to coach the Rebels' outside linebackers and defensive ends. While at Ole Miss, Kaufman helped guide the Rebels to back-to-back bowl appearances (1989 Liberty Bowl and 1991 Gator Bowl) for the first time since the 1970s.



Art with his daughters Tara, Madison, and Taylor.

Four years later, Kaufman was named the defensive coordinator/linebackers coach at Louisiana Tech University, where he remained until returning to Ole Miss in 1995. In 1992, his defensive unit ranked in the top five nationally.

He served again as the Rebels' defensive coordinator/linebacker coach for the next six years. During his second stint at Ole Miss, Kaufman helped the Rebels to four straight bowl berths (1997-2000), and his 1999 defense ranked fourth nationally in rushing defense.

Kaufman, a native of Dermott, Ark., has three daughters: Tara, Taylor, and Madison.

### THE KAUFMAN FILE

**BORN:** December 23, 1957

**HOMETOWN:** Dermott, AR

**HIGH SCHOOL EDUCATION:** Dermott High School

**COLLEGE EDUCATION:** Arkansas-Monticello, 1980

**DEGREE:** Bachelor of Science in agriculture

**CHILDREN:** Tara, Taylor, and Madison

**BOWL GAMES COACHED:** 7

#### COACHING CAREER

2005-	Middle Tennessee	Linebackers
2003-2004	East Carolina	Defensive Line
2000-2002	Arkansas Tech	Defensive Coordinator/Linebackers
1994-1999	Ole Miss	Defensive Coordinator/Linebackers
1992-1993	Louisiana Tech	Defensive Coordinator/Linebackers
1988-1991	Ole Miss	Outside Linebackers/Def. Ends
1987	Northwestern State	Defensive Coordinator/Linebackers
1983-1986	Northwestern State	Outside Linebackers
1982	Delta State	Graduate Assistant



## ***The Kaufman Journal***

The sports teams I followed as a kid were the Oakland Raiders, St. Louis Cardinals, Texas A&M, and Oklahoma.

My favorite football players to watch as a kid were George Blanda, Joe Washington, Ed Simonini, and Earl Campbell.

The athletes I would pay to see perform today are John Smoltz, Peyton Manning, Brian Urlacher, and Roger Clemens.

My greatest personal and team athletic moment was winning the conference championship my senior year in college and beating Texas Tech in the 1998 Independence Bowl.

The best thing about coaching college football is being part of a team and the competition.

If I could change anything about college football, I would go back to the days before there was any type of showboating.

The coaches who have had the most influence on me and my career are Jim "Red" Parker, Sam Goodwin, Benji Pierce, Steve Mullins, and Rick Petri.

The biggest influence on me as a person has been my parents.

My hobbies are working out, horses, hunting and fishing, and canoeing.

The single most important piece of advice anybody has ever given me was "There are two kinds of pain—the pain of discipline or the pain of regret—and we choose which one we want to live with."

My favorite part of practice is inside drill.

If I could be a world-class athlete in another sport, it would be track and field.

My favorite way to unwind after a game is to sit back and watch a college game on television.

When I think of the personal traits and characteristics of the great players I have coached, the ones that repeat themselves in all the great players are passion for the game, great vision, work ethic, and self-motivation.

- Media Information
- Preview
- Players
- About Middle Tennessee
- Staff
- 2006 Review
- Opponents
- History
- Records

## G. A. Mangus

**Offensive Coordinator/Quarterbacks ■ 2nd Year ■ Florida, 1992**



Former Delaware Valley Head Coach G. A. Mangus is in his second season as offensive coordinator on Rick Stockstill's staff. Mangus, a two-time Coach of the Year who was a quarterback at Florida under Steve Spurrier, also oversees the quarterbacks for the Blue Raiders.

In Mangus' first year calling the plays, Middle Tennessee produced the Sun Belt Conference's top scoring offense that had 200 or more yards rushing on four different occasions. Mangus' offense also scored in the

red zone 91.7 percent of the time to lead the league, while producing the SBC's top touchdown maker in Eugene Gross. Under his leadership, Gross, Desmond Gee, and linemen Germayle Franklin and Franklin Dunbar all earned all-conference honors in 2006.

Before his arrival at MT, Mangus took the Delaware Valley program over in May of 2002, went 2-8 in his rookie campaign, and turned the team into an NCAA Division III championship contender during his four seasons. Since 2002, Delaware Valley notched a 33-4 record, won three conference championships (ECAC in 2003, MAC in 2004 and 2005), reached the 2004 NCAA quarterfinals in the school's first-ever trip to the national playoffs in a team-qualifying sport, and followed that up with another quarterfinal appearance in 2005.

In 2004 and 2005, Mangus led the Aggies to perfect back-to-back regular season records and the team's first overall Middle Atlantic Conference championship for an automatic bid to the NCAA postseason in 2004. The 2005 squad also earned a MAC title and advanced to the NCAA playoffs. Delaware Valley hosted and won their first two playoff games in 2004 and 2005 before falling in the quarterfinals and finishing with a 12-1 record each year.

The accolades poured in for Mangus following the 2004 season. He was named MAC Coach of the Year for the second year in a row and also earned the East Region Coach of the Year Award from *Don Hansen's Football Gazette*. Mangus

was then voted as the American Football Coaches Association (AFCA) Division III Region 2 Coach of the Year and was a candidate for the national honor as well. Mangus' off-season was capped when he was named the Tri-State Coach of the Year by the prestigious Maxwell Football Club.

The 2004 success followed a 2003 campaign that saw Mangus direct the Aggies to the fifth-greatest one-year turnaround in Division III history. They finished with a 9-2 record and captured the Eastern College Athletic Conference (ECAC) Southeast Championship with a 54-37 victory over the College of New Jersey. Mangus was named MAC Coach of the Year for his efforts.

Mangus was a quarterback at the University of Florida from 1988 to 1991, including two years under former Washington Redskins and current South Carolina Head Coach Steve Spurrier. During that time, he was a member of the school's first-ever SEC championship team in 1991 and was on the sidelines for the 1992 Sugar Bowl.

Following his 1992 graduation, Mangus remained at Florida for three years and served in the roles of graduate assistant and assistant offensive line coach. The Gators won two SEC titles (1993, 1994), reached the championship game in 1992, and made three bowl appearances during that time.

Mangus moved on to Widener in February of 1995 and was part of the powerhouse program for four seasons. He first began as the running backs and quarterbacks coach and was eventually elevated to offensive coordinator. The Pioneers had two eight-win seasons and made two postseason appearances including an NCAA Division III playoff berth in 1995.

Mangus became the assistant head coach and offensive coordinator for Ursinus College in June of 1999 and joined a program that had gone 3-7 the previous year. The 1999 squad posted a school-record 10 wins (10-2), including the school's first-ever NCAA Division III playoff win in the first round. The Bears came back the next

year and went 8-2 for the first back-to-back winning seasons since 1954. Mangus and his wife, Lauren, have a daughter, Grace.



G. A. and Lauren with daughter Grace.

### THE MANGUS FILE

**BORN:** December 4, 1968

**HOMETOWN:** Marietta, GA

**HIGH SCHOOL EDUCATION:** Walton High School

**COLLEGE EDUCATION:** Florida, 1992

**DEGREE:** Bachelor of Arts in economics

**WIFE:** Lauren

**CHILDREN:** Grace

**BOWL GAMES COACHED:** 4

#### COACHING CAREER

2006-	Middle Tennessee	Offensive Coordinator/Quarterbacks
2002-2005	Delaware Valley	Head Coach (35-12)
2001	Salesianum HS	Offensive Coordinator
1999-2000	Ursinus College	Asst. Head Coach/Offensive Coord.
1995-1998	Widener University	Offensive Coordinator (1997-98)
1992-1994	Florida	Graduate Assistant



## ***The Mangus Journal***

The sports teams I followed as a kid were the Atlanta Braves, Atlanta Falcons, LA Lakers, Atlanta Flames, Georgia Tech, West Virginia, Dallas Cowboys, and all the SEC.

My favorite football players to watch as a kid were Roger Staubach, Dan Marino, and Walter Payton.

The athletes I would pay to see perform today are Dwayne Wade, Roger Clemens, John Smoltz, Sidney Crosby, and Peyton Manning.

My greatest personal and team athletic moment as a player was winning the 1991 SEC championship and as a coach having back-to-back undefeated seasons at Delaware Valley College.

The best things about coaching college football are relationships with players and coaches, watching players grow up before your eyes, and teaching at practice and watching progress.

If I could change anything about college football, I would have a playoff system.

The coaches who have had the most influence on me and my career are Steve Spurrier, Tom Price, my father, Ron Zook, Red Anderson, Rich McGeorge, Jimmy Ray

Stephens, Bill Manlove, and Galen Hall.

The biggest influence on me as a person has been my parents.

My hobbies are playing golf, playing guitar, and fishing.

The single most important piece of advice anybody has ever given me was "Shoot for the moon! Worst case, you fall amongst the stars!"

My favorite part of practice is anything with competition.

If I could be a world-class athlete in another sport, it would be golf.


My favorite way to unwind after a game is to relax with family and friends.

When I think of the personal traits and characteristics of the great players I have coached, the ones that repeat themselves in all the great players are work ethic, love for the game, wanting responsibility of team success to fall on him, and having "it" (can't explain the definition but they all had it).

- Media Information
- Preview
- Players
- About Middle Tennessee
- Staff
- 2006 Review
- Opponents
- History
- Records

## Willie Simmons

Running Backs ■ 1st Year ■ Clemson, 2002



Willie Simmons is in his first season as an assistant coach on Rick Stockstill's staff at Middle Tennessee. Simmons coaches the running backs.

Simmons makes his way to Murfreesboro after one season on Tommy Bowden's staff at Clemson, where he was a graduate assistant. Simmons worked with the offense while handling various other duties.

Before joining Bowden's staff, Simmons served as quarterbacks coach and passing game coordinator at Lincoln (FL) High School in 2005. Simmons also coached the receivers for the No. 6 ranked team in Class 4A.

Before his stint at Lincoln, Simmons was the offensive coordinator for Shanks High School in 2004, where he helped them to a 7-0 record and an average of 33.0 points per game.

Simmons, a native of Quincy, Fla., lettered three years as a quarterback at Clemson from 2000 to 2002 and passed for 2,530 yards and 16 touchdowns in 24 games. Simmons was involved in four straight bowl games with the Tigers and finished his career ranked in the top 12 in Clemson history in numerous passing categories. Stockstill was an assistant coach at Clemson during Simmons' playing days.

As a freshman, Simmons came off the bench for a hurt Woodrow Dantzler and threw for 228 yards

and a record-tying four touchdowns in Clemson's 38-24 win at North Carolina to earn ACC Rookie of the Week honors. Simmons played two years as a backup to Dantzler before becoming the starter in 2002. Following three years at Clemson, Simmons transferred to The Citadel in 2003 and earned first team All-Southern Conference honors.

Following college, Simmons played for the Sioux City Bandits of the United Indoor Football League in 2004. Simmons played quarterback, wide receiver, and kick returner for the Bandits that season and was one of just three players in the league to score a touchdown passing, rushing, receiving, and returning.

A prep star at Shanks High School, Simmons threw for over 6,000 yards and 96 touchdowns during his brilliant career while also earning a 3.8 grade point average. Simmons, who was born on October 12, 1980, in Tallahassee, Fla., earned a degree in sports marketing from Clemson in 2002. At the time, Simmons was the fastest football player at Clemson to earn a degree when he accomplished the milestone in three years.



*Willie Simmons*

### THE SIMMONS FILE

**BORN:** October 12, 1980

**HOMETOWN:** Quincy, FL

**HIGH SCHOOL EDUCATION:** Shanks High School

**COLLEGE EDUCATION:** Clemson, 2002

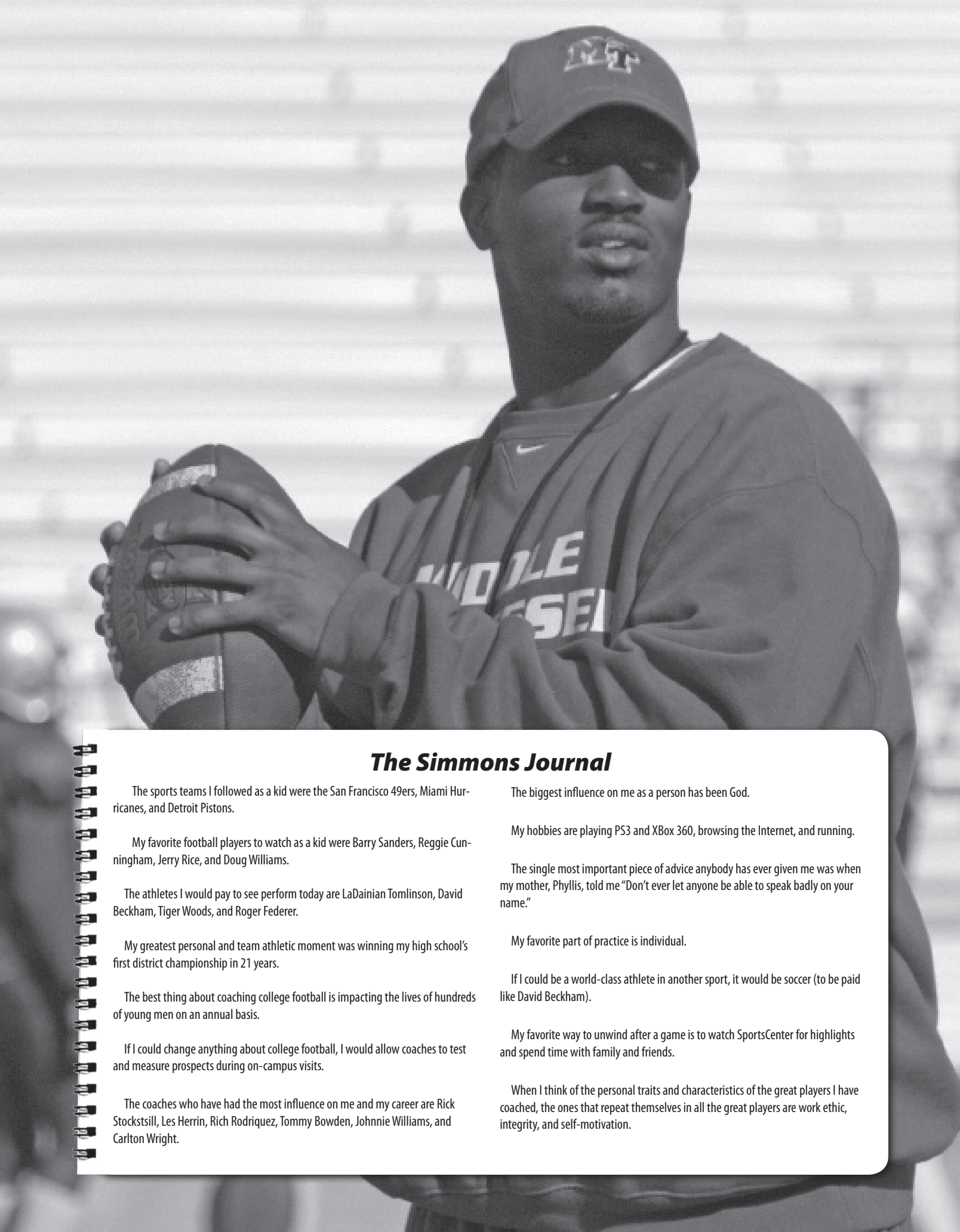
**DEGREE:** Bachelor of Science in sports marketing

**BOWL GAMES COACHED:** 1

#### COACHING CAREER

2007-	Middle Tennessee	Running Backs
2006	Clemson	Graduate Assistant
2005	Lincoln (FL) HS	Quarterbacks Coach/Passing Game Coord.





## ***The Simmons Journal***

The sports teams I followed as a kid were the San Francisco 49ers, Miami Hurricanes, and Detroit Pistons.

My favorite football players to watch as a kid were Barry Sanders, Reggie Cunningham, Jerry Rice, and Doug Williams.

The athletes I would pay to see perform today are LaDainian Tomlinson, David Beckham, Tiger Woods, and Roger Federer.

My greatest personal and team athletic moment was winning my high school's first district championship in 21 years.

The best thing about coaching college football is impacting the lives of hundreds of young men on an annual basis.

If I could change anything about college football, I would allow coaches to test and measure prospects during on-campus visits.

The coaches who have had the most influence on me and my career are Rick Stockstill, Les Herrin, Rich Rodriguez, Tommy Bowden, Johnnie Williams, and Carlton Wright.

The biggest influence on me as a person has been God.

My hobbies are playing PS3 and Xbox 360, browsing the Internet, and running.

The single most important piece of advice anybody has ever given me was when my mother, Phyllis, told me "Don't ever let anyone be able to speak badly on your name."


My favorite part of practice is individual.

If I could be a world-class athlete in another sport, it would be soccer (to be paid like David Beckham).

My favorite way to unwind after a game is to watch SportsCenter for highlights and spend time with family and friends.

When I think of the personal traits and characteristics of the great players I have coached, the ones that repeat themselves in all the great players are work ethic, integrity, and self-motivation.

## Jimmy Ray Stephens Offensive Line ■ 2nd Year ■ Florida, 1977



A former NFL player and national championship winner, Jimmy Ray Stephens is in his second year as the offensive line coach on Rick Stockstill's staff at Middle Tennessee. Stephens made his way to the Blue Raiders after four years with the University of Tennessee program.

Stephens did one of his better coaching jobs in 2006 even though he went into the season with only five players who had seen meaningful snaps the year

before. The unit went on to produce two all-conference players and the league's top scoring offense making Middle Tennessee the only school in the SBC with two players ranked in the top ten in rushing.

As offensive line coach of the Vols, Stephens helped develop one of the top lines in the SEC. During his tenure, Stephens tutored Michael Munoz to consensus All-America status in 2004 after placing Scott Wells into a starting position with the Green Bay Packers in 2003. Stephens went to three bowls with the Vols and was part of the 2004 SEC Eastern Division Championship squad.

Prior to arriving at UT, Stephens spent nine seasons coaching the Florida offensive line -- part of a high-powered offense that led to five SEC championships for the Gators. At Florida, Stephens coached four Jacob's Blocking Trophy winners (Best Offensive Lineman in SEC) and eight players who were drafted in the NFL.

Stephens himself

sparkled both on the offensive line and at tight end during his playing career at Florida. He was a second-team All-SEC performer at center under Gators head coach Doug Dickey before making the move to tight end and earning second-team all-league honors there as well. Stephens went on to be drafted in the 12th round of the NFL Draft by the Pittsburgh Steelers.

His most recent responsibility at Florida was as offensive line coach and run-game coordinator during the 2001 season. Before that, Stephens also coordinated the unit's pass protection.


The Eustis, Fla., native coached on the Gators' 1996 national championship team and helped Florida to nine January bowl games. During that span, Florida's offense was ranked among the nation's top 15 six times and its passing offense among the top 10 seven times.

Stephens rejoined the Gators in 1993 after a stellar high school coaching

career that saw him compile a 63-7 head coaching mark. That record came during a pair of three-year coaching and athletics director stints from 1987 to 1992 at Williston and Fort Walton Beach.

All told, Stephens spent 13 years in the Florida high school coaching ranks as either a head or assistant coach. His recruiting ties to the Sunshine State are strong and serve as a huge asset for the Blue Raiders.

Stephens is married to the former Regina Gouge and has two sons, Chris -- who recently completed a football career at North Carolina -- and Timmy.



Chris, his wife Holly, Jimmy Ray, Regina, and Timmy.

### THE STEPHENS FILE

**BORN:** October 2, 1954  
**HOMETOWN:** Bradford, AR  
**HIGH SCHOOL EDUCATION:** Eustis High School  
**COLLEGE EDUCATION:** Florida, 1977  
**DEGREE:** Bachelor of Science in physical education  
**WIFE:** Regina  
**CHILDREN:** Chris and Timmy  
**BOWL GAMES COACHED:** 13

#### COACHING CAREER

2006-	Middle Tennessee	Offensive Line
2002-2005	Tennessee	Offensive Line
1993-2001	Florida	Offensive Line
1990-1992	Fort Walton Beach HS	Head Coach
1987-1989	Williston HS	Head Coach
1985-1986	Gonzales Tate HS	Offensive Coordinator
1984	Florida	Graduate Assistant
1981-1983	Buchholz HS	Offensive Coordinator
1980	Union County HS	Offensive Coordinator
1979	Vanguard HS	Wide Receivers
1977-1978	Florida	Assistant Offensive Line Coach



## ***The Stephens Journal***

The sports teams I followed as a kid were the Miami Dolphins, LA Rams, and the Cincinnati Reds.

My favorite football players to watch as a kid were Joe Namath, Roman Gabriel, and Larry Csonka.

The athlete I would pay to see perform today is Tiger Woods.

My greatest personal and team athletic moment was winning a state high school championship as a head coach and winning a National Championship against FSU as an assistant coach.

The best things about coaching college football are relationships built with the players you coach and postseason bowl trips.

If I could change anything about college football, I would have an eight-team playoff and still have the bowl games.

The coaches who have had the most influence on me and my career are Steve Spurrier and Doug Dickey.

The biggest influence on me as a person has been my parents and my high school football coach.

My hobbies are playing racquetball and golf.

The single most important piece of advice anybody has ever given me was "Trust in God, believe in yourself, and dare to dream."

My favorite part of practice is individual period where you teach and practice the fundamentals of your position.

If I could be a world-class athlete in another sport, it would be baseball (catcher).


My favorite way to unwind after a game is to tailgate and watch other college football games.

When I think of the personal traits and characteristics of the great players I have coached, the ones that repeat themselves in all the great players are confidence, competitiveness, conditioning, intelligence, self-discipline, and class and character.

- Media Information
- Preview
- Players
- About Middle Tennessee
- Staff
- 2006 Review
- Opponents
- History
- Records

## Justin Watts

### Wide Receivers ■ 2nd Year ■ Clemson, 2000



A former player under Head Coach Rick Stockstill, Justin Watts is beginning his second year at Middle Tennessee as the program's wide receivers coach and recruiting coordinator. Watts came to Murfreesboro after spending the previous three years at Chattanooga.

Watts inherited the youngest group of receivers in MT's I-A history in 2006, and for the first time since MT joined the Sun Belt Conference the pass-catching corps did not include an all-SBC player. Although

Watts had his work cut out for him, the young coach proved his ability to develop talent by producing six receivers who turned in career years, led by sophomore Bobby Williams' 36 receptions for 378 yards and a touchdown. Under Watts' guidance, the Blue Raiders had five different receivers with double-digit receptions.

Perhaps the best indicator of Watts' ability to harness talent and develop players was the emergence of heralded freshman Desmond Gee during the 2006 season. One of the top impact players in the Sun Belt Conference, Gee turned in a 13.0 per catch average and three touchdowns, including a 73-yarder against South Carolina.

In 2005, Watts helped lead Chattanooga to its first winning season since 1997 by coaching the Southern Conference's leading receiver. Watts tutored Emanuel Hassell to first team All-Southern Conference honors after he paced the league with 52 receptions.

In his first two seasons at UTC, Watts coached All-America and All-Southern Conference receiver Alonzo Nix. Nix set the school and Southern Conference single-season receptions record in 2003 with 90 catches and the single-game record of 18 receptions. He signed a

free agent contract with the NFL's Tennessee Titans in 2005.

Before joining the staff at Chattanooga, Watts served two years as a graduate assistant at Clemson. During that time he was a part of Clemson's 2001 Humanitarian Bowl team and the 2002 Tangerine Bowl squad.

Watts, a former receiver at Clemson, has the rare distinction (one of only two players) of winning five football letters at the South Carolina school. He began his career in 1996, and saw action in three games as a sophomore before suffering a season-ending injury against Florida State. He was able to use a medical redshirt for that season.

He finished his career with 51 catches for 561 yards. He was a member of the 1999 Peach Bowl team that played Mississippi State and the 2000 Gator Bowl squad that faced Virginia Tech. He was also a member of the team when Clemson competed in the 1996 and 1997 Peach Bowls.

The Florence, S.C., native was honored as one of Clemson's scholar-athletes at the 1999 Peach Bowl Awards Luncheon and was selected as a BB&T Student-Athlete of the Week by the Clemson Sports Network.

An outstanding quarterback at South Florence High School, he was ranked as the 17th best quarterback in the nation by SuperPrep and the sixth-ranked player in the state. Watts completed 132 of 238 pass attempts for 1,746 yards his senior season. That year, he played in the North Carolina-South Carolina Shrine Bowl and was nominated for the state's Mr. Football Award. He finished his career with 7,979 total yards and 74 touchdowns.

Watts was born Oct. 1, 1977, in Florence, S.C. He earned a degree in sports management from Clemson in 2000.

Watts and his wife, Lauren, were married in June 2006.



Justin and Lauren Watts

### THE WATTS FILE

**BORN:** October 1, 1977  
**HOMETOWN:** Florence, SC  
**HIGH SCHOOL EDUCATION:** South Florence High School  
**COLLEGE EDUCATION:** Clemson, 2000  
**DEGREE:** Bachelor of Science in sports management  
**WIFE:** Lauren  
**BOWL GAMES COACHED:** 3

#### COACHING CAREER

2006-	Middle Tennessee	Wide Receivers/Recruiting Coord.
2003-2005	Chattanooga	Wide Receivers
2001-2002	Clemson	Graduate Assistant



## ***The Watts Journal***

The sports teams I followed as a kid were the Atlanta Braves, Clemson Tigers, and South Carolina Gamecocks.

My favorite football players to watch as a kid were Bo Jackson and Joe Montana.

The athletes I would pay to see perform today are Vince Young and Tiger Woods.

My greatest personal and team athletic moment was going to the Motor City Bowl in 2006 and earning five letters at Clemson as a player.

The best things about coaching college football are working with the players to try to help them reach personal and team goals and seeing each one graduate with a degree.

If I could change anything about college football, I would add a playoff system.

The coaches who have had the most influence on me and my career are Mike Watts (father) and Rick Stockstill.

The biggest influence on me as a person has been my parents.

My hobbies are playing golf, going to the lake, and traveling.

The single most important piece of advice anybody has ever given me was "Tough times don't last, but tough people do."

My favorite part of practice is team offense versus team defense. I think players compete best when it is 11 on 11.

If I could be a world-class athlete in another sport, it would be baseball (as an outfielder).

My favorite way to unwind after a game is to watch other games on television and spend time with family and friends.

When I think of the personal traits and characteristics of the great players I have coached, the ones that repeat themselves in all the great players are coachability, toughness, and work ethic.

- Media Information
- Preview
- Players
- About Middle Tennessee
- Staff
- 2006 Review
- Opponents
- History
- Records

## Danny Lewis

**Director of Football Operations ■ 2nd Year ■ South Carolina, 1995**



Danny Lewis, a former assistant coach and administrator in the collegiate ranks, serves as the director of football operations for Rick Stockstill's staff. Lewis made his way to Murfreesboro after spending the previous five years at The Citadel.

Along with overseeing the day-to-day logistics of the football program, Lewis works closely with the head coach on virtually every aspect involving the Blue Raider football program.

Lewis, who spent 2005 as an assistant athletic director for compliance and academic services, was an assistant coach for the Bulldogs his first four years. From 2001 through the 2004 season, Lewis served as the running backs coach and recruiting coordinator. In 2003 and 2004, he was elevated to assistant head coach.

Much of the Bulldogs' successes with recruiting from 2001 to 2004 were a direct result of Lewis' work. Lewis had strong recruiting ties in the state of South Carolina and was a driving force behind two of the largest recruiting classes in school history. He came to The Citadel from the University of South Carolina, where he assisted with recruiting for Coach Lou Holtz's Gamecocks.

During Lewis' tenure at The Citadel, he coached back-to-back-to-back-to-back All-Southern Conference performers at running back with Maurice Murphy taking home the hardware

in 2001 and junior Nehemiah Broughton earning all-league accolades in 2002 and 2003. Under Lewis' guidance, Broughton excelled and became only the 11th Bulldog in history to rush for over 1,000 yards in a season in 2002. Broughton was taken in the seventh round of the 2005 NFL Draft by the Washington Redskins.

A native of Lexington, S.C., where he played wide receiver at Lexington High, Lewis played tight end and lettered at Charleston Southern before graduating in 1995 from the University of South Carolina. He began his coaching career at Newberry College under Mike Taylor from 1998 to 1999 and guided the offensive line and acted as the Indians' recruiting coordinator. While at Newberry, which broke various school records during his stop there, Lewis coached four all-South

Athletic Conference performers, including left tackle Van Williams, who participated in the Division II All-Star Game.

He spent the spring of 2000 on Coach Tony Felder's staff at Benedict College as the offensive line coach and recruiting coordinator before accepting a graduate assistant's position under Holtz at USC, working primarily with recruiting. He was a member of the USC coaching staff that led the Gamecocks to one of the most memorable seasons in their history, including a victory over Ohio State in the 2000 Outback Bowl in Tampa.

Born June 16, 1972, Lewis is married to the former Kim Shaw of Lexington. They have two sons, Eric and Alex.



Danny and Kim with sons Eric and Alex.

### THE LEWIS FILE

**BORN:** June 16, 1972  
**HOMETOWN:** Lexington, SC  
**HIGH SCHOOL EDUCATION:** Lexington High School  
**COLLEGE EDUCATION:** South Carolina, 1995  
**DEGREE:** Bachelor of Science in sports administration  
**WIFE:** Kim  
**CHILDREN:** Eric and Alex

#### COACHING CAREER

2006-	Middle Tennessee	Director of Football Operations
2005	The Citadel	Assistant Athletic Director
2001-2004	The Citadel	Assistant Head Coach
2000	South Carolina	Graduate Assistant
1998-1999	Newberry College	Offensive Line/Recruiting Coord.
1996-1997	Heatherwood Hall HS	Assistant Coach



## Chris Matusek

**Director of Football Relations ■ 5th Year ■ Middle Tennessee, 2002**



Chris Matusek, a four-year letterman in football at Middle Tennessee, is in his fifth year as a full-time employee with the program. Matusek spent the first two years as the program's equipment manager before being elevated to director of football relations in June 2005.

Matusek oversees the equipment operation and the team's practice facility while assisting with the football program's day-to-day operations. These

duties also include ordering equipment and apparel for players and staff, and overseeing the operation of Middle Tennessee's student equipment managers. He also assists the director of football operations with team travel and various day-to-day responsibilities.

Matusek will also act as the program's former player contact, a responsibility Head Coach Rick Stockstill says carries great significance because of the importance of developing and maintaining relationships with former players and making sure they are informed of upcoming football-related events and feel welcomed back to campus.

One aspect of Matusek's personality that has earned him respect among coaches and players is the consistency in which he achieves multiple tasks. That trait was evident during his Blue Raider playing career.

A native of Shelbyville, Tennessee, Matusek played and started all 43 games as a deep snapper from 1998 to 2001. Matusek was a member of the 2001 team that went 8-3, won a share of the Sun Belt Conference Championship, and became the first team to ever win a game against a team from the SEC. He also carries the distinction of being on the last I-AA team at Middle Tennessee and on the first I-A team.

In 2001, Matusek served as captain for three games during the season.

Matusek, who went his entire career without a bad snap, was originally a walk-on before being earning a scholarship for his final two years as a Blue Raider.

At Shelbyville, Matusek played quarterback for the Eagle football team. He earned four letters and tossed 10 touchdown passes as a senior. Matusek also lettered four years in baseball.

Matusek earned his degree from Middle Tennessee in industrial technology in 2002.



*Chris Matusek*

### THE MATUREK FILE

**BORN:** June 3, 1979

**HOMETOWN:** Shelbyville, TN

**HIGH SCHOOL EDUCATION:** Shelbyville High School

**COLLEGE EDUCATION:** Middle Tennessee, 2002

**DEGREE:** Bachelor of Science in industrial technology

#### CAREER

2005-	Middle Tennessee	Director of Football Operations
2003-2004	Middle Tennessee	Equipment Manager



- Media Information
- Preview
- Players
- About Middle Tennessee
- Staff
- 2006 Review
- Opponents
- History
- Records

## Joe-Joe Petrone

Director of Sports Medicine ■ 6th Year ■ Vanderbilt, 1980



One of the most respected men in his field, Joe-Joe Petrone begins his sixth year at Middle Tennessee as the program's Director of Sports Medicine.

A native of Nashville and a graduate of Father Ryan High School, Petrone oversees the entire training operation and is also the primary liaison for the football program.

Petrone came to the Middle Tennessee family after spending six years as the athletic trainer and therapist at HealthSouth Sports Medicine Center in Tampa, Florida. He was responsible for the rehabilitation of all injuries and in charge of the sports medicine outreach program.

Before his time at HealthSouth, Petrone was the assistant athletic trainer for the Tampa Bay Buccaneers from 1987 to 1996. While with the Buccaneers, he saw to the care and prevention of player injuries and handled all road trip needs for his team physicians.

From 1981 to 1987, Petrone was the assistant athletic trainer at the University of Mississippi. At Ole Miss, he assisted with the football program and was the head athletic trainer for basketball. For five years, Petrone worked as an athletic trainer for the New York Yankees Fantasy Camp and also donated his time and knowledge as an athletic trainer for Florida College and Hillsborough High School football.

During the summers of 1979 and 1980, Petrone served as a summer assistant athletic trainer for the New York Jets Football Club in Hempstead, New York.

A certified member of the National Athletic Trainers Association, Petrone earned his bachelor's degree from Vanderbilt University in 1980. In 1994, he received his master of science degree from the University of South Florida.


Petrone has also been very active in the community, offering his services and expertise in a number of ways. While living in the Tampa area, he delivered lectures on athletic training and steroid education at several schools. He also participated in the Great American Teach-In at four schools.

Petrone's efforts didn't stop there. For four years he was a co-organizer of the American Cancer Society's Longest Day of Golf Fundraiser, and he was a three-year volunteer with the University of Tampa's Renne Martinez Golf Fundraiser. He also participated in Paint Your Heart Out Tampa for four years.

Petrone and his wife Allyson have twin sons, Chas and Michael. His hobbies include yard work, golf, and sports with his kids.



Joe-Joe and Allyson with sons Chas and Michael.



### THE PETRONE FILE

**BORN:** February 15, 1958

**HOMETOWN:** Hermitage, TN

**HIGH SCHOOL EDUCATION:** Father Ryan High School

**COLLEGE EDUCATION:** Vanderbilt, 1980; South Florida, 1994 (Masters)

**DEGREE:** Bachelor of Science in health and physical education

**WIFE:** Allyson

**CHILDREN:** Chas and Michael

#### CAREER

2002-	Middle Tennessee	Head Athletic Trainer
1997-2001	HealthSouth	Athletic Trainer/Therapist
1987-1996	Tampa Bay Buccaneers	Assistant Athletic Trainer
1981-1986	Ole Miss	Assistant Athletic Trainer
1981 (summer)	NY Yankees AA Team	Interim Head Athletic Trainer
1980-1981	Kentucky	Graduate Assistant Trainer
1980 (summer)	New York Jets	Assistant Athletic Trainer
1979 (summer)	New York Jets	Assistant Athletic Trainer





## Russell Patterson

**Strength Coach ■ 2nd Year ■ Presbyterian, 1992**



Russell Patterson, the American Football Monthly 2005 NCAA Division I-AA National Strength and Conditioning Coach of the Year, begins his second year as the director of strength, speed, and conditioning for the Middle Tennessee football program.

Patterson, who spent the previous two years at Appalachian State, played a key role in the Mountaineers' run to the 2005 national championship. In addition to his efforts with the ASU football squad,

Patterson worked directly with the men's and women's basketball and volleyball teams while overseeing the strength and conditioning program for all 20 of ASU's varsity sports.

A native of Easley, S.C., Patterson developed a five-year plan for an improved training facility at ASU, increased his staff from two to six through a graduate assistant program, and counseled student-athletes on the importance of nutrition.

Before his stint at ASU, Patterson spent four years as an assistant strength and conditioning coach at Clemson, where he had the opportunity to work with Rick Stockstill. At Clemson, Patterson served as the top assistant in the Tigers' football strength, speed, and conditioning program and director of performance nutrition. Before being promoted to a full-time capacity, he spent three years as a graduate assistant in the strength and conditioning department at CU.

During his time at Clemson, Patterson was an integral part of seven bowl teams while working closely with Head Coach Tommy Bowden on a daily basis. Patterson was responsible for

the speed, strength, and conditioning of the Tiger linebackers, defensive linemen, and safeties while coordinating scout days and organizing the winter conditioning program.

A two-year letterwinner in football at Presbyterian College, Patterson earned a bachelor's degree from the school in 1992. Upon graduation, he spent five years as an assistant football coach and strength coach at North Augusta (S.C.) High School before joining the Clemson staff.

Patterson is a member of the National Strength and Conditioning Association, the Collegiate Strength and Conditioning Coaches Association, and the International Sports Sciences Association. He is also certified by USA Weightlifting as a sports performance coach specializing in Olympic lifts.

A regular speaker in the strength training field, Patterson has delivered talks with titles such as "Strength Training for Speed," "Proper Warm-up Techniques," "Force Training and the Westside Principles," and "Techniques at Improving Change of Direction."

Patterson is married to the former Laura Sharp of Greensboro, N.C.



*Russell and his wife, Laura, with Chester.*

### THE PATTERSON FILE

**BORN:** July 23, 1969  
**HOMETOWN:** Easley, S.C.  
**HIGH SCHOOL EDUCATION:** Easley High School  
**COLLEGE EDUCATION:** Presbyterian, 1992  
**DEGREE:** Bachelor of Science in mathematics  
**WIFE:** Laura



CAREER		
2006-	Middle Tennessee	Head Football Strength Coach
2004-2005	Appalachian State	Head Strength Coach
2000-2003	Clemson	Assistant Strength Coach
1998-1999	Clemson	Graduate Assistant
1993-1997	North Augusta HS	Strength Coordinator
1992	Palmetto HS	Assistant Football Coach



## Will Brown

### Video Coordinator ■ 2nd Year ■ Benedict College, 2004



William Brown is in his second year as coordinator of video operations for the Blue Raider football program. Brown is the first full-time video coordinator at Middle Tennessee.

The Georgetown, S.C., native makes his way to Murfreesboro after spending two years at South Carolina as an assistant video coordinator. Brown worked under former Blue Raider football player Joe Lisle and oversaw the video operations for the women's

basketball program while assisting with football.

Brown, who also was in charge of weekly motivational highlight tapes for the football program, assisted in scoreboard productions for football, basketball, and special events. His other duties with the football program at South Carolina consisted of setting up meeting

rooms at the hotel during home and away games, making highlight tapes for NFL draft prospects, and handling all video for the head coaches' meetings.

Before his arrival at South Carolina, Brown served three years as head student video coordinator at Benedict College, where he worked with football and men's and women's basketball. In 2004, Benedict won both the men's and women's conference titles to advance to the Division II NCAA Tournament for the first time in school history.

Brown, who worked the 2005 Independence Bowl and the 2006 Motor City Bowl, earned his degree in recreation from Benedict College in 2004. Brown is single and resides in Murfreesboro.



*Will Brown*

#### THE BROWN FILE

**BORN:** December 3, 1981

**HOMETOWN:** Georgetown, S.C.

**HIGH SCHOOL EDUCATION:** Georgetown High School

**COLLEGE EDUCATION:** Benedict College, 2004

**DEGREE:** Bachelor of Science in recreation

#### CAREER

2006-	Middle Tennessee	Video Coordinator
2004-2005	South Carolina	Assistant Video Coordinator
2001-2003	Benedict College	Student Video Coordinator



- Media Information
- Preview
- Players
- About Middle Tennessee
- Staff
- 2006 Review
- Opponents
- History
- Records



**J. P. Shelly**  
Defensive GA

J. P. Shelly begins his third season on the Blue Raider coaching staff and his first as a graduate assistant. Shelly will serve as the defensive graduate as-

stant in 2007.

The hard working Shelly assisted with the linebackers, signaled in plays during games, and held various administrative duties in 2005 as a student assistant. Last year, Shelly worked with the defensive side of the ball and assisted in recruiting.

In 2002, Shelly was a preferred walk-on at Middle Tennessee who accepted a Presidential Scholarship based on academics. The Nashville, Tenn., native was the Tennessean's Offensive Player of the Year in 2001 after passing for a state-record 48 touchdowns to lead Ezell-Harding to a 15-0 record and a state championship.

Shelly enrolled at Harding University in 2003, where he remained until the fall of 2005.



**Mike Polly**  
Offensive GA

Mike Polly is in his first season at Middle Tennessee and serves as the offensive graduate assistant for Rick Stockstill's staff.

Polly, a native of Earlarger, Kentucky, played collegiate football at Georgetown College, where he was a second team all-american as an offensive lineman, a three-time scholar athlete, and a team co-captain.

Polly played his high school football at Dixie Heights, where he was a first team all-state selection.

Polly, who earned a degree in marketing in 2006, was also the recipient of the Georgetown College Scholar Athlete of the Year and the No "1" in Team award which is selected by faculty, staff, and students.




**Tyler Williams**  
Offensive Video GA

Tyler O'Brian Williams embarks on his third year as a graduate assistant.

Williams worked with the offensive staff in 2005 and 2006, but will move to the offensive video assistant in 2007.

A 2005 graduate of the University of Tennessee, Williams played for the Volunteers from 2000 to 2004. He was a member of the team's offensive line and was a three-time Academic All-SEC honoree (2002, 2003, and 2004).

Williams graduated magna cum laude from Tennessee in May, 2005. Williams and his wife, Kimberly, reside in Murfreesboro.



**Tommy Harvell**  
Defensive Video GA

Tommy Harvell is in his first season at Middle Tennessee as the program's defensive video graduate assistant.

Harvell comes to the Blue Raiders after serving as the defensive line coach at Tyler Junior College in 2006. Prior to his one year at Tyler, Harvell was a student assistant coach at Florida State in 2004 and 2005.

Harvell earned his degree in physical education from Florida State.

## Team Security



*Chip Miller*  
THP



*John Albertson*  
THP



*Tommy Wright*  
MT Public Safety


## Student Video Assistants



*Erik Bartlett*  
Senior



*Jay Carter*  
Sophomore




*C.J. Lewis*  
Senior



*Brandon Pearl*  
Freshman



*Chris Turner*  
Graduate School



**LaTroy Johnson**  
Equipment Mgr.

LaTroy Johnson is entering his first season as equipment manager for the Middle Tennessee football program.

The Orangeburg, SC, native makes his way to Murfreesboro after spending the past two years as head equipment manager at South Carolina State University.

Before arriving at S.C. State, Johnson served as a student equipment manager for football at Clemson University, where he worked with the wide receivers for four years.

Johnson earned his degree from Clemson in sports management in 2004 and is the father of one son, Aaron LaTroy.



## Dr. Sidney A. McPhee 7th Year ■ Prairie View, 1976



Dr. Sidney A. McPhee is the tenth president of Middle Tennessee State University. Prior to his appointment at MTSU in 2001, he was executive vice chancellor at the Tennessee Board of Regents (TBR) in Nashville. In addition, he served as chief academic officer and interim chancellor for the Board of Regents System. Before his appointment at TBR, McPhee served in various administrative capacities at several major universities including Oklahoma State University, University of Louisville, and University of Memphis. In May 2007, President McPhee

was conferred the Honorary Professor title at China Agricultural University in Beijing, China. The Honorary Professor title is the highest academic award given at the institution. McPhee was named the 2002 Outstanding American University President by the American Football Foundation. In 2003, he was listed by The Nashville Post Business Magazine as one of Tennessee's 100 Most Powerful Individuals, and in 2004 he was ranked by Tennessee Business Magazine as one of the Top 50 Most Powerful African Americans in the State of Tennessee. Most recently, Dr. McPhee was listed in 2006 by the Chronicle of Higher Education as one of seven university presidents in the U.S. who is shaping athletics on a national scale.

McPhee earned his B.A. degree (with highest honors, *summa cum laude*) from Prairie View A&M University; a master's degree from the University of Miami, Coral Gables, Florida; and a doctorate in Applied Behavioral Studies in Education from Oklahoma State University. He is also a graduate of the Harvard University Management Development Program and has completed professional development programs at St. Mary's University of San Antonio, Texas, and Colorado College in Colorado Springs, Colorado.

As an academician, President McPhee's scholarly publications and presentations are extensive. His publications have appeared in local, national, and international professional journals. In addition, he is the senior author of a book, *Understanding the Campus Culture: An Introduction to College*, and has co-authored a chapter for a major college textbook on academic advising. McPhee's scholarly pursuits include several international visits and presentations in locations such as Beijing, Shanghai, Hangzhou, and Lanzhou, China; Mekelle, Ethiopia; Penang, Malaysia; Hong Kong; Moscow and St. Petersburg, Russia; Tokyo and Osaka, Japan; Seoul, Korea; Jerusalem and Tel Aviv, Israel; Antwerp, Belgium; Montreal, Canada; Oxford, England; Rio de Janeiro, Brazil; and Nassau, Bahamas.

McPhee recently completed a five-year term on the NCAA Division I Board of Directors and a three-year term on the NCAA Executive Committee. In May 2005, he was appointed to the NCAA Presidential Commission on the Future of Intercollegiate Athletics. He is president of the Sun Belt Conference athletic league and chairman of the league's CEO executive committee. In 2002, President George W. Bush appointed him to serve on the National Council for the Humanities, and the U.S. Senate confirmed him. A member of the Rutherford County Chamber of

Commerce, McPhee chaired its Membership Council; he is a member of the Murfreesboro Noon Rotary Club. He serves as a member of the SunTrust Bank Board of Directors (Nashville) and SunTrust Regional Bank Advisory Board (Murfreesboro). He also served on the Nashville Adventure Science Center Board, the Middle Tennessee Medical Center Board, and the Middle Tennessee Council Boy Scouts of America Executive Board. He is co-chair of the Tennessee Legislative Retreat Task Force on Higher Education. McPhee was recently elected to a three-year term as a Commission member of the Southern Association of Colleges and Schools.

During McPhee's tenure at MTSU, the University has experienced significant growth in many areas. Student enrollment has increased significantly, making MTSU undergraduate enrollment the largest in the state. During the past five

years, the University added twelve new degree programs at the graduate and undergraduate levels, including Ph.D. programs in Economics, English, Human Performance, Public History, and Literacy Studies. In extramural funding, the University has increased external grants from \$6 million in 2001 to approximately \$40 million in 2007.

In addition to new academic programs, MTSU has been successful in raising admission standards, resulting in an increase in high-ability students. MTSU has been the institution of choice for midstate valedictorians and salutatorians in recent years. During the past four years, MTSU has enrolled a significant number of National Merit and Achievement scholars.

McPhee's tenure has brought about major improvements in University facilities. A ten-year, \$70 million student residential housing renovation project is in its fifth year and includes the refurbishing of all residential facilities on the campus. In addition, the University acquired the 500-acre Guy James property to consolidate its highly regarded programs in the School

of Agribusiness and Agriscience. This acquisition doubled the size of the campus acreage from 500 to 1,000. Over \$9 million was spent to renovate Andrew L. Todd Hall, which now houses the Art Department and has state-of-the-art equipment for its students and faculty. The Paul W. Martin Sr. Honors Building was constructed from private funding. In January 2007, an addition to the Cason-Kennedy Nursing Building was opened and dedicated, bringing the facility to 28,000 square feet. The University has secured private gifts in support of a \$5 million baseball stadium to be constructed in 2008. In 2006, the University received \$15 million in state support for the planning and infrastructure development for a proposed \$120 million science building, and in April 2007, a new \$3 million track and soccer complex was opened. In June 2007, the Tennessee General Assembly approved the construction of a \$31.7 million building for the University's College of Education and Behavioral Science. Currently, a \$17 million expansion of the Student Health, Wellness, and Recreation Center is underway and scheduled to be completed by May 2008. Presently, the University is involved in proposed or active capital projects totaling nearly \$400 million.

President McPhee is married to Elizabeth McPhee and they have two children, Seneca and Sidney-Anthony.





## Chris Massaro

3rd Year ■ Northern Colorado, 1983



Chris Massaro, who spent 20 years at the University of South Carolina, was named the sixth director of athletics in school history on April 8, 2005. In a short time, Massaro has made a huge impact by hiring a new head football coach, completing a \$5 million capital campaign for new baseball stadium, drastically improving the departments APR, and initiating a series of major renovations to existing athletic facilities.

On December 12, 2005, Massaro made his highest profile hire when he selected Rick Stockstill to take over the football program. Stockstill became just the second head coach in the I-A era at Middle Tennessee and in his first season led the Blue Raiders to a league championship and their first bowl appearance in the I-A era.

There was little time for Massaro to take a break from the rigors of the previous hectic months because in February 2006, still less than a year from his hiring date, the ambitious administrator unveiled the first capital campaign for Blue Raider athletics. This vigorous campaign is leading to a multimillion dollar renovation to Reese Smith Field, home of the Blue Raider baseball team, which began in the summer of 2007 and will provide an opportunity for economic impact and national exposure, giving Middle Tennessee the possibility of hosting national tournaments.

Another lucrative agreement to benefit the Blue Raider athletics department was reached when Massaro and President Sidney McPhee worked extensively with the city of Murfreesboro to secure a \$5.5 million gift to improve the soccer and track complex and assist with the renovation of the baseball stadium.

Shortly after unveiling the capital campaign, Massaro made another major announcement involving the future of Blue Raider football at the 2006 Blue-White Spring Game. Massaro announced that generous contributions had made it possible to install a new synthetic surface in Floyd Stadium for the 2006 season. Massaro came back at the 2007 Spring Game to announce that new videoboards would be in place for the 2007 season, one in Floyd Stadium and two in Murphy Center.

Hitting the ground running was the trademark of Massaro's first year at Middle Tennessee.

Two days following his hiring, Massaro was pressed into action to find a replacement to lead the nationally recognized women's basketball program. Massaro made his first hire when he brought on board legendary high school coach Rick Insell to take over the program. Both Insell and Stockstill, won championships in their first season on the job.

If the business of hiring coaches, fundraising, and running the day-to-day operation of the athletic department wasn't enough to keep him busy, Massaro also has made a significant upgrade in the Blue Raider football schedule. During the summer of 2005, he announced a home game in 2007 that will make Virginia the first team from the highly regarded ACC to visit Floyd Stadium. On his 100th day on the job, Massaro made one of his biggest announcements: a five-year contract with the University of Memphis to play football. The series will get underway in 2007. Part of this contract includes Memphis playing in Floyd Stadium, which will make the Tigers the first in-state Division I-A football team to play the Blue Raiders in Murfreesboro. Massaro has also worked out a series with nearby Georgia

Tech that will see the Yellow Jackets come to Murfreesboro in 2011.

Massaro, who has stepped up Middle Tennessee's fundraising since his arrival, helped the BRAA set a fundraising record for annual giving in 2005-06 and again in 2006-07.

His media blitz continued with a major move of the Blue Raider Network in 2006 to Nashville flagship radio station 106.7 FM – The Fan. The ESPN station carried football, men's basketball, and select women's basketball games. Massaro also inked a deal with Nelligan Sports Marketing in January of 2007 to handle all the department's corporate sales, radio, and television opportunities.

As senior associate athletic director at South Carolina, Massaro provided significant leadership to the department.

The Glenwood Springs, Colo., native joined the Gamecock staff under the Ohio University sport administration program in 1985. Massaro helped usher the Gamecocks into the Southeastern Conference and

learned under legendary athletic director Dr. Mike McGee.

Massaro, who is a member of the Rutherford County Sports Council, earned his bachelor's degree in business administration from the University of Northern Colorado in 1983 and his master's degree in sport administration from Ohio University in 1986. At UNC, Massaro was a five-year football team member.

A 1994 graduate of the Sports Management Institute, Massaro has had experience in developing SMI's class programming on different occasions while also serving on the Executive Committee. The SMI is a cooperative educational effort between the schools of business and the athletic departments from Notre Dame, Texas, Michigan, Southern California, North Carolina, and South Carolina.

Massaro and his wife, Cindy, have four children: Hank, Lainey, Rachel, and Ben.



- Media Information
- Preview
- Players
- About Middle Tennessee
- Staff
- 2006 Review
- Opponents
- History
- Records

## Alan Farley Associate AD/Fundraising 4th Year/Middle Tennessee, 1992



Alan Farley, who has been with the athletic department for four years, was elevated to associate athletic director for fundraising in June of 2005. Farley, who spent his first year as an assistant athletic director in the Blue Raider Athletic Association, heads up all of the athletic department's external affairs. Farley is a 1992 Middle Tennessee graduate.

Farley is responsible for all major gifts and annual fundraising for the Middle Tennessee athletic department. He has been instrumental in overseeing the development and fundraising for the synthetic turf that was installed on Horace Jones Field and the new baseball stadium and track and soccer stadium. Farley worked in conjunction with Middle Tennessee President Sidney McPhee and Director of Athletics Chris Massaro on securing a \$ 5.5 million dollar investment into facilities by the City of Murfreesboro.

During Farley's short tenure as associate athletic director, the Middle Tennessee athletic department has completed phase one of its baseball stadium expansion and reached its goal of \$5 million within one year, phase 1 and 2 of the track and soccer stadium, secured the first athletic scholarship endowment for women's basketball, implemented courtside seating in Murphy Center, established a business directory of companies that support Blue Raider athletics, and established BRAA clubs in surrounding counties in middle Tennessee. In 2006, the BRAA expanded its membership benefits and constructed a new donor wall in Murphy Center.

Under Farley's leadership, the BRAA set a new fundraising record for the 2005-06 academic year then established another record for 2006-07.

Before arriving at Middle Tennessee, Farley spent six years running his own consulting firm in Nashville. The firm deals with fundraising, government relations, public relations, and political campaign strategies. During that time, he wrote and managed fundraising plans that raised more than \$3.2 million. In 2000, Farley served as the Tennessee political director for President George W. Bush's presidential campaign. Farley also has served as campaign manager and political advisor to U.S. Congressman Ed Bryant and served as a political advisor to U. S. Senator Fred Thompson.

Before running his consulting firm, Farley spent 12 years in management with the United Parcel Service.

A lifelong resident of Murfreesboro, Tenn., Farley is vice chairman for the Rutherford County Industrial Bond Development Board and the Rutherford County Health and Education Facilities Board. Farley also serves on the board of directors for Cookeville-based LINC Preferred Group, Inc. Farley is actively involved in promoting economic and job growth in Rutherford County through his involvement on the Industrial Development board.

Farley and his wife, Kelly, who is also a graduate of Middle Tennessee, have two children, Dalton and Ally.

## Myra Fishback Assistant AD/Compliance 3rd Year/Tennessee Tech, 1985



Myra Fishback is beginning her third year at Middle Tennessee and her first as an assistant athletic director in the compliance office. Fishback has served the last two seasons as an assistant coach for the women's basketball program at Middle Tennessee, helping the Blue Raiders to a 50-15 mark, one Sun Belt regular season title and two SBC Tournament championships.

The Shelbyville, Tenn., native has 17 years of coaching experience and previously served as assistant director of membership services with the NCAA and also as assistant director of compliance and championships with Conference USA.

Fishback played for women's basketball coach Rick Insell while in high school at Shelbyville Central before moving on to Tennessee Tech, where she lettered in softball for the Golden Eagles.

After graduation, she was a coach at Stone Mountain (GA) High School for two years (1986-87) before returning to Tennessee Tech as a graduate assistant (1988-89). Fishback then landed her first full-time coaching position at Southern Illinois (1990-91).

She was then an assistant at Kentucky for one season (1992) before returning to Tennessee Tech as an assistant from 1993 to 1999. From there, she took a position as an assistant coach and assistant director of compliance at Stony Brook University in New York for two seasons (2000-02).

Fishback then took a position with Conference USA in Chicago from February 2002 to September 2003 as assistant director of compliance and championships. She worked at the NCAA offices in Indianapolis from October 2003 to May 2005 as assistant director of membership services before returning to the midstate as an assistant coach for Insell.

During her two seasons at Middle Tennessee, the Blue Raiders set a school record for wins with a 30-4 mark in 2006-07; posted 27 consecutive victories in 2006-07, the nation's longest winning streak; set a single-game attendance mark with 10,010 in the season-opener against Maryland; and posted undefeated marks of 18-0 in the regular season and 21-0 against all Sun Belt competition.

Fishback earned her bachelor's in secondary education from Tennessee Tech in 1985 and her master's in education from Tech in 1989.

## Mike Moleta Associate AD/Director of Compliance 6th Year/Southern Miss, 1997



Entering his sixth year in the Middle Tennessee athletic department, Mike Moleta serves as the associate athletic director for compliance. Moleta was the director of compliance before being elevated to associate athletic director in the fall of 2006.

Moleta has been a key figure in setting up the athletic department's new academic game plan while keeping daily tabs on Middle Tennessee's Academic Prog-

### Athletic Director Chronology

<b>1947-81:</b>	<b>Charles M. "Bubber" Murphy</b>
<b>1981-87:</b>	<b>Jimmy Earle</b>
<b>1987-94:</b>	<b>John Stanford</b>
<b>1994-2000:</b>	<b>Lee Fowler</b>
<b>2000-2005:</b>	<b>James "Boots" Donnelly</b>
<b>2005-Present:</b>	<b>Chris Massaro</b>



ress Rate. Moleta also serves as a game management administrator for baseball and soccer.

Moleta came to MT from Northern Arizona University, where he served in the same capacity as director of compliance. While a member of the Lumberjack athletic department, Moleta also held the position of director of operations for tennis and golf.

Moleta's career in compliance began at Southern Mississippi, where he was an honors graduate in the sports administration program. He began working in the USM athletic department as a student assistant to the athletic director in 1996 and became the school's assistant compliance director in 1997. Moleta then took over as the associate athletic director for compliance in 1998, holding that position until moving on to NAU in 2001.

Moleta's academic career was distinguished: he received the Sports Administration Distinguished Leadership Award and the D.C. Leach Academic Scholarship Award. He also received the U.S. Army's Achievement Medal twice during his four-year stint in the military. After leaving the service in 1984, Moleta was awarded the Biloxi Chamber of Commerce Customer Service Award and the Executive Leadership Award before beginning his academic pursuits at Southern Mississippi.

Away from the office, Moleta is active in coaching youth baseball and is a member of both the National Association of Compliance Directors and the Collegiate Athletic Business Managers Association.

A native of Biloxi, Miss., Mike and his wife Pam are the parents of two children, Kirsten and Chandler.

## Mark Owens Assistant AD/Media Relations 10th Year/Virginia Tech, 1989



Mark Owens is in his 10th year as Middle Tennessee's media relations director and eighth as assistant athletic director.

Since his arrival on campus, Owens has been instrumental in doubling the size of the media relations staff, improving the quality and quantity of the department's publications, and overseeing the launch of the award-winning official athletics Web site. The Tennessee Sports Writers Association voted Owens' 2001 Blue Raider football media guide best in the state of Tennessee. In 2002, Owens engineered Middle Tennessee's first-ever Heisman Trophy campaign with Dwone Hicks, an effort that garnered the University national attention. A total of 33 all-american honors have been given to student-athletes during Owens' tenure at Middle Tennessee.

A 1989 graduate of Virginia Tech, Owens spent seven years at the University of Memphis as associate media relations director. He joined the U of M staff in 1991 and handled the publicity and promotion of Tiger basketball while also assisting with football. In addition, Owens was responsible for the design and layout of football and basketball media guides that won numerous awards including two national honors.

Owens, a native of Stuart, Virginia, was responsible for the promotional campaigns that landed All-America honors for Anfernee Hardaway, David Vaughn, Lorenzen Wright, and Cedric Henderson. His promotional penny design for Hardaway in 1993 earned national acclaim. Owens also helped promote Tech athletes Will Furrer (for academic All-America honors) and basketball standout Bimbo Coles.

Owens, who was the local media relations director for the 2006 Sun Belt Conference Basketball Tournament, has also served as assistant media coordinator for three conference basketball tournaments and the 1997 NCAA Tournament.

A member of CoSIDA, Owens served on the group's radio and television liaison committee from 1997 to 1998. He is a member of the University Relations committee at Middle Tennessee and the athletic department's scholarship committee.

In April of 2005, Owens was honored by the All-American Football Foundation with the Scoop Hudgins Outstanding Sports Information Director award.

Owens is married to the former Tara Young from Murfreesboro. Owens has a son, Tanner, who is nine years old, and two stepdaughters, Leah and Ashley.

## Matt Riley Assistant AD/Strength & Conditioning 15th Year/Middle Tennessee, 1988



Matt Riley is an assistant athletic director who oversees the strength and conditioning program for more than 300 student-athletes at Middle Tennessee. Riley, who is in his 15th year, was also instrumental in the design of the current weight room located adjacent to the football stadium.

A former offensive lineman under former athletics director and football coach Boots Donnelly, Riley returned to his alma mater to head up the weight and conditioning program and serve as strength coach in 1993 after heading two other programs following his graduation from Middle Tennessee.

Riley, a master strength and conditioning coach, is certified by the International Sports Science Association (ISSA) and CSCCA and is a member of each association as well as the NSCA and MSSC. As a player at Middle Tennessee in the mid-1980s, Riley started on the offensive line of two of the most successful teams in program history. The Blue Raiders advanced into the Division I-AA national semifinals in 1984 and were undefeated and the No. 1-ranked team nationally in 1985.

Riley was an assistant to strength coach Doc Kreis at Middle Tennessee in 1988 before being hired as the head strength and conditioning coach at Tennessee Tech in 1989. He served in that capacity for two years before being named the strength and conditioning coach at Southern Mississippi in 1991, where he worked for two years before returning to his alma mater.

Riley and his wife, Rajayna, have two children: daughter, Madison Cate, and son, Jackson Rhoad.

## Zackie Sanderson Assistant AD/Business Manager 8th Year/Belmont, 1982



Zackie Sanderson is in her eighth year as the athletic business manager at Middle Tennessee. Although her work often goes unnoticed by the general public, she is one of the most important persons in the athletic department.

She assumed her duties after spending two years working in the school's budget office as a financial management analyst and assisting with the preparation of the University budget.



- Media Information
- Preview
- Players
- About Middle Tennessee
- Staff
- 2006 Review
- Opponents
- History
- Records

Her duties include overseeing all financial reporting and budgeting related to athletics.

Sanderson spent nine years with SunTrust Bank as an internal auditor, senior accountant, and internal control officer. She has also worked with Kraft CPAs in Nashville, National Health Investors, Inc., Medisphere Health Partners, Cumberland Science Museum, and Grassmere Wildlife Park in Nashville.

Sanderson, a Belmont graduate, is a native of Nashville and is married to Ron Sanderson of Lexington, Kentucky. The couple has two sons, Steven and Ben.

## Michael Szul Associate AD 2nd Year/Robert Morris, 1998



Michael Szul, a native of Ford City, Pa., is in his second year as an associate athletic director at Middle Tennessee.

Szul oversees event management, facilities, contracts, licensing, and apparel for the athletic department.

Szul spent four years at LSU with the last two years as the Tigers' business manager. He oversaw and balanced the athletic department's \$50 million budget.

His other duties included coordinating travel plans for all football away games, serving as the liaison with the Tiger Athletic Foundation, and regularly working with legislative and internal auditors.

Before being elevated to business manager at LSU, Szul served as an assistant ticket manager for two years beginning in 2001. In that role, he managed daily deposits for all ticket and parking revenue; managed all activities surrounding ticket sales for basketball, football, and baseball; and handled all ticket and business functions for postseason play.

Szul joined the staff at LSU after serving as ticket manager at VMI for a little more than a year. Along with his duties as ticket manager, he was also project manager for the VMI Sports Hall of Fame, served on a committee to help redesign the athletic department Web site, and played a key role in securing corporate sponsorship dollars.

From July 1999 to June 2000, Szul was a graduate intern at the University of South Carolina, where he fulfilled the role of group sales/marketing assistant. Before that, he was a graduate assistant at Indiana University of Pennsylvania.

Szul earned his bachelor's degree in business administration in 1998 from Robert Morris University and his master's in sports science in 2000 from Indiana University of Pennsylvania.



## Jan Worley Executive Aide for Football

Jan Worley is in her 18th year in the Middle Tennessee Athletic Department and currently has the role of executive aide for the Blue Raider football program.

Worley joined the athletic department in 1990 as a secretary for football, baseball, and track.

With the leap to I-A football in 1999, Worley dropped baseball and track to become executive aide for football.

## Diane Turnham Associate AD/SWA 27th Year/Lipscomb, 1980



Diane Turnham, one of the most dedicated and loyal employees in the athletic department, is in her 27th year with the Blue Raiders. Voted Middle Tennessee's employee of the year for 2001-02, Turnham has served two stints as the department's interim athletic director.

On March 1, 2004, Turnham was appointed the acting athletic director when then-AD Boots Donnelly underwent heart surgery. Turnham handled the position for two months.

President Sidney McPhee then turned the reins back over to Turnham as interim athletic director on January 12, 2005, following the resignation of Donnelly. Turnham served in that role for nearly five months until Chris Massaro was hired on April 8, 2005.

In January of 2001, Turnham was promoted to associate athletic director. She oversees women's sports in addition to handling the department's personnel changes.

Before her present role, Turnham was an assistant athletic director for compliance for seven years. She was in charge of overseeing the entire athletic department's compliance with all NCAA rules.

A member of the Sun Belt Conference and NCAA women's Division I soccer committee, Turnham was chair of the SBC's Senior Women's Administrators and also served on the league's executive staff committee up until last spring.

In May of 2003, Turnham was honored by the All-American Football Foundation as the outstanding associate athletic director.

Turnham served as head coach of the women's volleyball team for many years while also serving as the only assistant coach with the women's basketball team. During her tenure as a basketball coach at Middle Tennessee, Turnham earned eight Ohio Valley Conference championships and six trips to the NCAA tournament and was responsible for recruiting possibly the best women's basketball player, Kim Webb, to ever don a Lady Raider uniform. Webb's jersey is now retired.

In volleyball, Turnham is the second winningest coach in school history.

The 1980 graduate of Lipscomb spent four years playing college basketball and was named the team captain her senior year.

Married to Kyle Turnham, the Mount Juliet, Tennessee, native enjoys spending time with her family and cooking in her spare time. The couple has one son, Steven Charles.

The Manchester, Tennessee, native graduated from Middle Tennessee in 1980 and earned her Certified Professional Secretary rating in 1993.

Before coming to Middle Tennessee, Worley lived in Atlanta, where she worked at a computer company called Data General.

Worley resides in Murfreesboro with her husband, Mike, and daughter, Lyndsay, who is a senior at Middle Tennessee.



# Athletic Staff

2006 SJN BELT CONFERENCE CHAMPIONS



**Boniface Amuzu**  
Murphy Center  
Operations Coord.



**John Brooks**  
Ticket Manager



**Brian Burg**  
Director of Operations  
for Men's Basketball



**Jodi Chmielewski**  
Assistant  
Softball Coach



**Allison Clark**  
Assistant Women's  
Basketball Coach



**Joy Conley**  
Ticket Office



**Kermit Davis**  
Head Men's  
Basketball Coach



**Pat Fones**  
Secretary



**Roxanne Forth**  
Secretary



**Chris Gannar**  
Murphy Center  
Event Crew Foreman



**Dean Hayes**  
Head Track Coach



**Khadija Head**  
Assistant Women's  
Basketball Coach




**Amy Hendrichovsky**  
Assistant  
Volleyball Coach



**Tom Hodges**  
Women's Basketball  
Director of Operations



**Dustin Hooks**  
Ticket Office



**Rick Insell**  
Head Women's  
Basketball Coach



**Thomas Johnson**  
Assistant Men's  
Basketball Coach



**Roger Kerr**  
Assistant Track Coach



**Peggy Lewis**  
Ticket Office



**Nikki Loos**  
Assistant  
Marketing Director



**Shirley Lusinski**  
Academic Center  
Secretary



**Jim McGuire**  
Associate Baseball  
Coach



**Mike McLaury**  
Assistant Baseball  
Coach



**Roy Mewbourne**  
BRAA Assistant  
Director



**Jeff Motluck**  
Assistant Volleyball  
Coach



**Alison Ojeda**  
Head Women's  
Tennis Coach



**Matt Peck**  
Head Volleyball  
Coach



**Artie Pepelea**  
Assistant Men's  
Basketball Coach



**Steve Peterson**  
Head Baseball Coach



**Al Pinkins**  
Assistant Men's  
Basketball Coach




# Athletic Staff

2006 SUN BELT CONFERENCE CHAMPIONS

Media Information  
Preview  
Players  
About Middle Tennessee  
Staff  
2006 Review  
Opponents  
History  
Records



**Leigh Podlesny**  
Head Softball Coach



**John Pointer**  
BRAA



**Aston Rhoden**  
Head Soccer Coach



**Adam Sayers**  
Assistant Soccer Coach



**Peggy Schroer**  
BRAA



**Rachael Short**  
Head Women's Golf Coach



**Jim Simpson**  
Director of the Varsity Club



**Brad Smith**  
Marketing Director



**Debbie Strobel**  
Account Manager



**Darrell Towe**  
Murphy Center Manager



**Whit Turnbow**  
Assistant Men's Golf Coach



**Cathy Vaughn**  
Athletic Director's Secretary



**Linda Watson**  
BRAA



**Rita Whitaker**  
Murphy Center



**George Zimmermann**  
Concessions Manager

## Presidential Executive Staff



**Kaylene Gebert**  
Executive Vice President/Provost



**Joe Bales**  
Vice President/Development



**John Cothorn**  
Vice President/Business and Finance



**Robert Glenn**  
Vice President for Student Affairs



**Lucinda Lea**  
Vice President/Information Technology



**Kim Edgar**  
Executive Assistant to the President

## Other Football Support Personnel



**Ginger Freeman**  
Alumni Director



**Vicki Justice-Lowe**  
Athletic Housing



**Robbie Snapp**  
Athletic Financial Aid



**Donna Victory**  
Athletic Certification



## Blue Raiders win opener under Stockstill

### Middle Tennessee 7, Florida International 6

Aug. 31, 2006 □ Floyd Stadium □ Murfreesboro, TN

by Adam Sparks, Daily News Journal

**MURFREESBORO, Tenn.** - Rick Stockstill's head coaching debut wasn't the only first for MTSU Thursday night.

With a 7-6 win over Sun Belt foe Florida International, the Blue Raiders (1-0) snapped a four-game losing streak in home openers — a fact that, in part, got Stockstill's predecessor, Andy McCollum, fired last December.

"We've played that game before. Last year, we don't win that game," MTSU senior quarterback Clint Marks said. "But something was different here. Our defense saved us, and we finished a big game at home like you're supposed to."

In front of a Floyd Stadium crowd of 20,058, the seventh largest in school history, the Blue Raiders were slow on offense and stingy on defense.

MTSU managed only 175 total yards and converted just 2-of-14 third-down attempts.

However, its lone scoring drive held up for the victory.

After MTSU's offense sat stagnant through most of the first half, it took advantage of an FIU miscue to take a 7-6 lead.

Marks was sacked on third down late in the second quarter, but FIU defensive lineman Jonathan Betancourt was called for a 15-yard unsportsmanlike conduct penalty after the play to extend the Blue Raiders' possession.

MTSU responded four plays later when Eugene Gross galloped 33 yards to paydirt. Colby Smith made the extra-point kick to put MTSU ahead at the half.

"I saw daylight and I went to it. But really that touchdown was set up by (three) plays before that when I got about 12, 13 yards on a run," Gross said. "The O-line got some confidence, and they got me a big hole to run through."

"I was just starting to get comfortable running the ball, and then that crease opened up."

Before MTSU's lone score, FIU took the opening kickoff and marched 80 yards to paydirt in 17 plays.

Sophomore tailback Julian Reams had a 12-yard touchdown run to cap the drive, which featured two fourth-down conversions by the Panthers. But Chris

Patullo missed the extra-point kick, and FIU led 6-0 with 7:12 remaining in the first quarter.

"Since I got here, we've talked about finishing ... and we did that (Thursday) night," Stockstill said. "We kept fighting to the end, and that's how you want to finish a game."

"I hope our fans saw a team that never gave up."

FIU pinned the Blue Raiders at their own 2-yard line early in the fourth quarter, but Smith's 79-yard punt flipped the field position advantage.

The Panthers' offense stalled late in the fourth quarter, and Gross had a 12-yard run to extend MTSU's final possession and milk valuable clock time en route to the victory.

Gross finished with 76 rushing yards on 18 carries. Marks was 10-of-17 passing for 79 yards and one interception.

FIU's Keyonvis Bouie, the preseason Sun Belt Defensive Player of the Year, had a game-high 13 tackles, and defensive end Antwan Barnes had four sacks.

#### Game Notes

□ Senior Colby Smith recorded a 79-yard punt late in the fourth quarter which turned the field in the favor of the Blue Raiders. It went down as the second longest punt in school history and equaled the longest ever recorded in the Sun Belt Conference.

□ In the season opener against FIU, Middle Tennessee had seven players make their first career starts. Defensively, Trevor Jenkins, Jonathan Presley, Reggie Doucet and Marcus Brandon all made their first starts, while Jonathan Grigsby, Mark Thompson and Paul Cantrell had starts on the offensive side.

□ QB Clint Marks surpassed Kelly Holcomb for second place on the all-time passing completions list with 10 completions against FIU.

□ Head Coach Rick Stockstill became the first coach at Middle Tennessee to win his opening game since 1970 (Bill Peck).

#### Scoring Summary

Score by Quarters	1	2	3	4	F
Florida International	6	0	0	0	6
Middle Tennessee	0	7	0	0	7

#### 1st Quarter

7:12 FIU Reams 12 run (Patullo kick failed)

#### 2nd Quarter

1:00 MT Gross 33 run (Smith PAT)

	FIU	MT
FIRST DOWNS	15	12
RUSHES-YARDS (NET)	25-97	35-92
PASSING YDS (NET)	150	83
Passes Att-Comp-Int	39-22-0	18-11-1
TOTAL OFFENSE PLAYS-YARDS	64-247	53-175
Fumble Returns-Yards	0-0	0-0
Punt Returns-Yards	3--5	3-6
Kickoff Returns-Yards	2-31	1-20
Interception Returns-Yards	1-20	0-0
Punts (Number-Avg)	8-34.0	9-43.4
Fumbles-Lost	4-1	0-0
Penalties-Yards	4-40	6-51
Possession Time	28:12	31:48
Third-Down Conversions	4 of 16	2 of 14
Fourth-Down Conversions	3 of 3	0 of 0
Red-Zone Scores-Chances	1-1	0-1
Sacks By: Number-Yards	6-37	2-15

**RUSHING:** FIU-Reams, Julian 13-80; Ned, A'mod 8-20; Ellis, John 1-5; Padrick, Josh 3-minus 8. Middle Tennessee-Gross, Eugene 18-76; McNair, DeMarco 9-51; Craddock, Joe 3-minus 3; Marks, Clint 5-minus 32.


**PASSING:** FIU-Padrick, Josh 21-38-0-132; McCall, Paul 1-1-0-18. Middle Tennessee-Marks, Clint 10-17-1-79; Craddock, Joe 1-1-0-4.

**RECEIVING:** FIU-Smith, Samuel 11-66; Williams, Chand 7-68; Whiddon, John H 2-11; Ned, A'mod 1-6; Padrick, Josh 1-minus 1. Middle Tennessee-Henry, Taron 4-39; Williams, Bobby 3-30; Birtsch, Hunter 2-5; Grigsby, J. 1-5; Gross, Eugene 1-4.

**INTERCEPTIONS:** FIU-Singleton, Lion 1-20. Middle Tennessee-None.

**FUMBLES:** FIU-Padrick, Josh 2-0; Williams, Chand 1-0; Ned, A'mod 1-1. Middle Tennessee-None.

Attendance: 20,058  
Total elapsed time: 3:01  
Weather: Mostly Cloudy  
Temperature: 85



Media Information

Preview

Players

About Middle Tennessee

Staff

2006 Review

Opponents

History

Records



## Missed opportunities doom Blue Raiders

**Maryland 24, Middle Tennessee 10**

**Sept. 9, 2006** □ Byrd Stadium □ College Park, MD

by Adam Sparks, Daily News Journal

**COLLEGE PARK, Md.** - MTSU found reasons for optimism in nearly every place but the scoreboard at Maryland.

The Blue Raiders fell to Maryland 24-10 but were mostly weighed down by their own mishaps.

MTSU (1-1) led Maryland (2-0) in total yards, passing yards, first downs and time of possession. However, it played catch-up most of the night.

"Stats are for losers, and we lost this game," MTSU coach Rick Stockstill said.

The Blue Raiders fumbled three times, losing two. They also had some ill-timed penalties and dropped balls that hampered a comeback bid.

Nevertheless, the Byrd Stadium crowd of 47,704 was left in suspense until the final four minutes.

MTSU's last gasp came about six inches short.

Trailing 24-10 on fourth down and five from the Maryland 10-yard line, Jonathan Grigsby's reception was barely short of the first-down sticks.

"We fought the whole way, and if we could've pounded it in there we could've made it 24-17 and tried an onside kick," Stockstill said. "But we had to play perfect to have a chance, and we weren't perfect."

"They deserved to win the game because we didn't play good enough to win."

The Blue Raiders stayed alive thanks to Eugene Gross' two-yard touchdown run in the third quarter and a defensive stand that forced a missed Maryland field goal in the fourth quarter.

However, MTSU could not finish the critical drive to cut the deficit to one score, which stood as a theme throughout the night.

"We had some mistakes to clear up and we really missed some opportunities to score," senior quarterback Clint Marks said. "We moved it pretty good all night, but we just need to finish good things off a little better."

Marks showed considerable poise in the pocket facing a steady Terps pass rush. He finished 22-of-41 passing for 216 yards and one interception.

Gross had 74 rushing yards on 13 carries, surpassing the 2,000-yard mark for this career.

His score in third quarter on a third-and-goal play came on a misdirection pitch.

"We game-planned for that all week. Maryland is a team that bites down hard on the goal line, so it's kind

of hard to stuff it in the middle on them," Gross said.

"So we faked inside with the fullback and went outside with me on the toss and it worked."

MTSU outgained Maryland in the first half and touted drives of 61, 44 and 32 yards, but only three points by the break.

The Blue Raider balked on their first possession of the third quarter, and Maryland countered with a dagger. The Terps took advantage of a short field, marching 41 yards on a brief five-play drive to score on Lance Ball's two-yard run for a 24-3 lead.

It was the last of Maryland's easier points scored on the night.

"We kept giving them the short field and putting our defense in a tough spot," Stockstill said. "I bet for 21 of their points, they didn't go more than 50 yards."

Maryland's first score was set up by Josh Wilson's 61-yard return on the game's opening kickoff. The

Terps then rumbled through MTSU on four consecutive running plays en route to paydirt. Ball scored on a 12-yard scamper up the middle.

After that, the MTSU defense stood firm.

The Terps only had 274 total yards and stalled on numerous drives with the potential to put the game out of reach.

"We came out with a lot of emotions, and we wanted to put on a show for everyone," MTSU linebacker J.K. Sabb said. "We got more relaxed after they scored that first one real quick."

"Once we decided to play ball, we absorbed anything they put to us and we bowed our necks."

Sabb led MTSU with eight tackles, three tackles for loss and two sacks. Justin Rainey and Reggie Doucet added six tackles apiece.

MTSU followed Maryland's quick first strike with a calm 66-yard drive capped by Colby Smith's 42-yard field goal.

The drive included two third-down conversions, Stephen Chicola's seven-yard catch and Gross' 39-yard run on a draw play — his longest gain of the season.

"We had confidence that our defense could stop them after that because they did the same thing last week (against Florida International). But we also gained some confidence in moving the ball," Marks said. "We're just going to take the positives from this and go on to the next one (against Tennessee Tech)."



### Scoring Summary

Score by Quarters	1	2	3	4	F
Middle Tennessee	3	0	7	0	10
Maryland	10	7	7	0	24

### 1st Quarter

12:43 MD Ball 12 run (Ennis kick)

6:42 MT Smith 42 FG

4:06 MD Ennis 37 FG

### 2nd Quarter

7:04 MD Hollenbach 1 run (Ennis kick)

### 3rd Quarter

9:29 MD Ball 2 run (Ennis kick)

1:01 MT Gross 2 run (Smith kick)

	MT	MD
FIRST DOWNS	21	16
RUSHES-YARDS (NET)	33-105	34-135
PASSING YDS (NET)	216	139
Passes Att-Comp-Int	41-22-1	16-11-0
TOTAL OFFENSE PLAYS-YARDS	74-321	50-274
Fumble Returns-Yards	0-0	0-0
Punt Returns-Yards	0-0	1-5
Kickoff Returns-Yards	3-47	3-98
Interception Returns-Yards	0-0	1-15
Punts (Number-Avg)	2-39.0	2-42.0
Fumbles-Lost	3-2	1-1
Penalties-Yards	5-33	3-25
Possession Time	34:04	25:56
Third-Down Conversions	9 of 16	3 of 8
Fourth-Down Conversions	1 of 4	0 of 0
Red-Zone Scores-Chances	1-2	4-5
Sacks By: Number-Yards	2-8	3-11

**RUSHING:** Middle Tennessee—Gross, Eugene 13-74; McNair, DeMarco 13-46; Marks, Clint 6-minus 3; Smith, Colby 1-minus 12. Maryland—Lattimore, K. 13-86; Ball, L. 14-58; Allen, Js. 2-1; TEAM 1-minus 1; Hollenbach, S. 4-minus 9.

**PASSING:** Middle Tennessee—Marks, Clint 22-41-1-216. Maryland—Hollenbach, S. 11-16-0-139.

**RECEIVING:** Middle Tennessee—Williams, Bobby 7-71; Grigsby, J. 7-59; McNair, DeMarco 3-32; Corder, Clinton 3-24; Gross, Eugene 1-23; Chicola, S. 1-7. Maryland—Haynos, J. 3-45; Williams, I. 2-31; Lattimore, K. 2-20; Oquendo, D. 2-15; Heyward-Bey, D. 1-19; Cesa, T. 1-9.

**INTERCEPTIONS:** Middle Tennessee—None. Maryland—Justice, J.J. 1-15.

Attendance: 47,704  
Total elapsed time: 2:46  
Weather: Partly Cloudy  
Temperature: 77



## Blue Raiders roll over old rivals

### Middle Tennessee 44, Tennessee Tech 0

Sept. 14, 2006 □ Floyd Stadium □ Murfreesboro, TN

by Adam Sparks, Daily News Journal

**MURFREESBORO, Tenn.** - Just when MTSU looked to be holding its breath, a sigh of relief followed a six-score second-half outburst in a 44-0 rout of Tennessee Tech.

Clinging to a meager 3-0 halftime lead, the Blue Raiders (2-1) offense came to life with five touchdowns in a 20-minute flurry to pull away from their former Ohio Valley Conference rival amid 20,806 at Floyd Stadium.

"It wasn't our offense catching up with our defense, it was our offense finally catching up to ourselves. It just took until the second half to get some things going," MTSU coach Rick Stockstill said. "But we didn't come in here expecting to put (Tennessee Tech) away. I thought it would be closer than it was. We're happy to death to get a win in this one."

Despite a plethora of injuries, MTSU's defense was superb, earning its first shutout since 2004 and third in the Division I-A era.

Tennessee Tech (0-3) had only been shutout once since being blanked by MTSU in 1992.

"This is the difference between a Division I and (Division I-AA) team. They wear you down," Tennessee Tech coach Doug Malone said.

Facing an MTSU pressure defense, the Golden Eagles had only 10 rushing yards, 135 total yards and fumbled six times (lost two).

The Blue Raiders forced five turnovers, including three interceptions.

"Our defense saved us. They gave us good field position and they got turnovers. We had to step it up to keep pace with them," MTSU senior quarterback Clint Marks said.

The MTSU offense finally caught up early in the third quarter, but it did so with plenty of help from its defense and special teams.

True freshman Phillip Tanner returned the opening kickoff of the second half 61 yards on his first career touch of the football, setting up MTSU's first touchdown.

Eugene Gross dove over right guard five plays later for a one-yard touchdown. Colby Smith missed the extra-point kick, and the Blue Raiders led 9-0.


But that advantage increased quickly.

After MTSU senior Reggie Doucet made the first of his two interceptions on the night, Marks hit Luke Pas-

chall on a post route for the senior wideout's first career touchdown.

Tennessee Tech was stopped on a fourth-down play on its next possession, and MTSU made a two-play trip to paydirt.

Marks scampered 45 yards for the longest run of his career, and junior tailback DeMarco McNair ran untouched for a 16-yard score.



Finishing 10-of-20 passing for 106 yards, two scores and one interception, Marks next hit Taron Henry for a 13-yard touchdown.

Three minutes later, MTSU linebacker Lonnie Clemons scooped a Tennessee Tech fumble and rumbled 40 yards for his first career touchdown.

"It was great to finally get some turnovers," MTSU defensive end Erik Walden said. "That changed the game, and our offense took advantage."

Freshman Desmond Gee added a final score on a 15-yard gallop for his first career touchdown.

MTSU's average starting field position in the second half was the Tennessee Tech 46-yard line. The Blue Raiders took advantage of the short field, converting all six trips to the red zone in the game.

"We struggled to move the ball in the first half. But when you get good field position like we did in the second half, you have to score with it," Marks said.

The first half touted the same lack of offensive fireworks as the Blue Raiders' home opener, a 7-6 win over Florida International.

Smith made a 24-yard field goal, set up by Bobby Williams' 55-yard reception.

Three MTSU running backs and two quarterbacks combined to rush for 174 yards and three touchdowns. Tennessee Tech quarterback Lee Sweeney, a Louisville transfer, was 13-of-27 passing for 125 yards and three interceptions.

The Blue Raiders recorded 16 tackles for loss. Marcus Brandon led with seven tackles and 2.5 tackles for loss.

#### Scoring Summary

Score by Quarters	1	2	3	4	F
Tennessee Tech	0	0	0	0	0
Middle Tennessee	3	0	20	21	44

#### 1st Quarter

4:05 MT Smith 24 FG

#### 3rd Quarter

12:45 MT Gross 1 run (Smith kick failed)  
5:21 MT Paschall 9 pass from Marks (Smith kick)  
:13 MT McNair 16 run (Smith kick)

#### 4th Quarter

11:58 MT Henry 13 pass from Marks (Smith kick)  
8:17 MT Clemons 40 fumble return (Smith kick)  
1:40 MT Gee 15 run (Smith kick)

	TTU	MT
FIRST DOWNS	11	14
RUSHES-YARDS (NET)	33-10	29-174
PASSING YDS (NET)	125	127
Passes Att-Comp-Int	28-13-3	24-12-1
TOTAL OFFENSE PLAYS-YARDS	61-135	53-301
Fumble Returns-Yards	0-0	1-40
Punt Returns-Yards	2-4	2-14
Kickoff Returns-Yards	5-119	1-61
Interception Returns-Yards	1-0	3-62
Punts (Number-Avg)	7-41.1	7-34.1
Fumbles-Lost	6-2	0-0
Penalties-Yards	4-27	7-55
Possession Time	34:11	25:49
Third-Down Conversions	3 of 15	5 of 13
Fourth-Down Conversions	0 of 1	0 of 0
Red-Zone Scores-Chances	0-1	6-6
Sacks By: Number-Yards	1-8	3-21

**RUSHING:** Tennessee Tech-WHITE, Derek 7-14; ASH, Anthony 15-12; COLEMAN, Raymon 4-10; BRITTON, Stephe 1-4; SHIPP, Larry 2-minus 1; HOUSTON, Jarrod 1-minus 8; SWEENEY, Lee 3-minus 21. Middle Tennessee-Gee, Desmond 7-61; Marks, Clint 4-50; McNair, DeMarco 5-29; Gross, Eugene 11-23; Craddock, Joe 2-11.

**PASSING:** Tennessee Tech-SWEENEY, Lee 13-27-3-125; BRITTON, Stephe 0-1-0-0. Middle Tennessee-Marks, Clint 10-20-1-106; Craddock, Joe 2-3-0-21; Jackson, P. 0-1-0-0.

**RECEIVING:** Tennessee Tech-MCNEAL, Brent 3-41; SHIPP, Larry 3-27; SANDERS, Darren 2-23; HOUSTON, Jarrod 2-14; KIRBY, Orlandus 2-10; JACKSON, Daniel 1-10. Middle Tennessee-Williams, Bobby 3-51; Taylor, Rod 2-21; Paschall, Luke 2-20; Henry, Taron 1-13; Cannon, M. 1-11; McNair, DeMarco 1-5; Grigsby, J. 1-5; Gross, Eugene 1-1.

**INTERCEPTIONS:** Tennessee Tech-SMITH, Maurice 1-0. Middle Tennessee-Doucet, Reggie 2-45; Polite, Roy 1-17.

**FUMBLES:** Tennessee Tech-SWEENEY, Lee 2-0; WHITE, Derek 2-1; COLEMAN, Raymon 1-1; DAVIS, Brian 1-0. Middle Tennessee-None.

Attendance: 20,806  
Total elapsed time: 3:04  
Weather: Mostly Cloudy  
Temperature: 70



## #16 Sooners turn back Blue Raiders

Oklahoma 59, Middle Tennessee 0

Sept. 23, 2006 □ Memorial Stadium □ Norman, OK

by Adam Sparks, Daily News Journal

**NORMAN, Okla.** - If Oklahoma was looking for a scuffle to unleash its frustration, it didn't find a fight in MTSU.

Instead, the Blue Raiders handicapped any chance of an upset, falling 59-0 under the weight of their own errors.

"I can't narrow it down to one point, but I know it got away from us fast," MTSU senior quarterback Clint Marks said. "We turned the ball over, and you can't do that here.

"When you play a team like this, the one thing you can't do is make it easy on them. That's what we did. We made it too easy for them to win."

The defeat marked MTSU's largest losing margin in the Division I-A era and was its first shutout since a 55-0 loss at Florida in 2000.

"We killed ourselves early in the game, and then (Oklahoma) had a lot to do with it, too," MTSU coach Rick Stockstill said.

Seething from a 34-33 loss to Oregon one week earlier where questionable officiating was found to have stolen a Sooners' win, No. 17 Oklahoma did not need the men in stripes to determine its non-conference clash with MTSU.

The Blue Raiders gained a season-low 95 yards and committed a season-high five turnovers, four of which led to Oklahoma's 45-0 halftime lead.

Perhaps the storied atmosphere of the Oklahoma's Memorial Stadium and its crowd of 82,346 produced some early butterflies in the Blue Raiders' bellies.

Maybe MTSU (2-2) was just drastically over-matched.

Either way, the Blue Raiders balked on any opportunity to delay the inevitable rout, committing a handful of costly errors in the game's opening minutes.

True freshman Phillip Tanner muffed the opening kickoff, and MTSU started its first possession at its own 5-yard line. The Blue Raiders then called two timeouts in the first 40 seconds of the game.

On the Blue Raiders' next possession, Bobby Williams made back-to-back catches for a combined 37 yards to carry MTSU to the Oklahoma 43-yard line. But Eugene Gross fumbled to squander a possible early scoring opportunity.

"Clint hit Bobby a couple of times there, and things started going good for us for just a minute until Eugene

puts the ball on the ground," Stockstill said. "Turnovers are such momentum killers. They sap the air out of you."

The Sooners (3-1) started five of their eight first-half drives in MTSU territory, and additional Blue Raider turnovers made scoring even easier.

Oklahoma's Zach Latimer returned a Marks' pass 22 yards for a touchdown late in the first quarter.

In between the offense's miscues, the Sooners took advantage of prime field position and mismatches in the passing game.

MTSU's defense limited Heisman Trophy candidate Adrian Peterson to a season-low 128 rushing yards, including a mere 3.3-yard average in the first half. But Peterson also had three touchdowns, finishing off drives sparked by deep passes.

Oklahoma quarterback Paul Thompson was 10-of-14 passing for 219 yards and two touchdowns in the first half alone. Wideout Malcolm Kelly had a single-quarter school-record 134 yards in the first period, including a 73-yard catch. He finished with 164 receiving yards.


Reggie Smith's 61-yard punt return for a touchdown early in the fourth quarter capped the Sooners' dominance of all three phases of the game.

"We understand that we are going to see stiffer and tougher competition as we go, but it is pleasing to go out in those areas and not have penalties and to take care of the football until the end," Oklahoma coach Bob Stoops said.

"That's what we are shooting for, to keep building as a team, to play as well as we're capable of and not worry about who we're playing so much."

Marks and backup quarterback Joe Craddock finished a combined 6-of-20 passing for 73 yards and two interceptions for MTSU. DeMarco McNair had 37 yards on nine rushing attempts.

MTSU senior linebacker J.K. Sabb had a game-high eight tackles, including three tackles for loss.



### Scoring Summary

Score by Quarters	1	2	3	4	F
Middle Tennessee	0	0	0	0	0
Oklahoma	24	21	7	7	59

### 1st Quarter

10:54	OU	Hartley 28 FG
6:37	OU	Kelly 18 pass from Thompson (Hartley kick)
3:28	OU	Peterson 3 run (Hartley kick)
2:58	OU	Latimer 22 INT return (Hartley kick)

### 2nd Quarter

14:56	OU	Peterson 2 run (Hartley kick)
5:22	OU	Gresham 22 pass from Thompson (Hartley kick)
2:32	OU	Peterson 7 run (Hartley kick)

### 3rd Quarter

12:37	OU	Iglesias 15 pass from Thompson (Hartley kick)
-------	----	---

### 4th Quarter

12:55	OU	Smith 61 punt return (Hartley kick)
-------	----	-------------------------------------

	MT	OU
FIRST DOWNS	7	21
RUSHES-YARDS (NET)	28-22	44-190
PASSING YDS (NET)	73	272
Passes Att-Comp-Int	20-6-2	20-14-0
TOTAL OFFENSE PLAYS-YARDS	48-95	64-462
Fumble Returns-Yards	0-0	0-0
Punt Returns-Yards	0-0	3-68
Kickoff Returns-Yards	6-108	1-15
Interception Returns-Yards	0-0	2-33
Punts (Number-Avg)	8-39.0	2-28.5
Fumbles-Lost	4-3	2-2
Penalties-Yards	2-10	2-10
Possession Time	29:49	30:11
Third-Down Conversions	1 of 11	4 of 9
Fourth-Down Conversions	0 of 1	1 of 2
Red-Zone Scores-Chances	0-0	6-7
Sacks By: Number-Yards	1-5	3-22

**RUSHING:** Middle Tennessee-McNair, DeMarco 9-37; Gee, Desmond 6-14; Craddock, Joe 2-3; Gross, Eugene 7-minus 8; Marks, Clint 4-minus 24. Oklahoma-Peterson, Adria 27-128; Patrick, Allen 13-52; Gutierrez, Jaco 2-17; TEAM 1-minus 2; Thompson, Paul 1-minus 5.

**PASSING:** Middle Tennessee-Craddock, Joe 3-11-1-33; Marks, Clint 3-9-1-40. Oklahoma-Thompson, Paul 13-18-0-257; Halzle, Joey 1-2-0-15.

**RECEIVING:** Middle Tennessee-Williams, Bobby 2-37; Grigsby, J. 2-18; Paschall, Luke 1-15; Chicola, S. 1-3. Oklahoma-Kelly, Malcolm 5-164; Iglesias, Juaqu 4-56; Johnson, Manuel 2-22; Gresham, Jermai 1-22; Tennell, Adron 1-11; Peterson, Adria 1-minus 3.

**INTERCEPTIONS:** Middle Tennessee-None. Oklahoma-Latimer, Zach 1-22; Harris, Nic 1-11.

**FUMBLES:** Middle Tennessee-Tanner, Phillip 1-0; Marks, Clint 1-1; Gross, Eugene 1-1; Gee, Desmond 1-1. Oklahoma-Patrick, Allen 2-2.

Attendance: 84,326  
Total elapsed time: 2:43  
Weather: Clear  
Temperature: 77



## Blue Raiders blank Mean Green

### Middle Tennessee 35, North Texas 0

Sept. 30, 2006 □ Fouts Field □ Denton, TX

by Adam Sparks, Daily News Journal

**DENTON, Tex.** - Reversing a five-year curse was supposed to require a magic potion or at least a super-human effort.

Instead, MTSU breezed to a 35-0 win over North Texas Saturday, the Blue Raiders' first victory over the pesky Mean Green in six tries.

"There's a history to this rivalry, and we didn't like any of it until this one. This has been a long time coming, and we knew from experience that North Texas would never quit fighting," MTSU senior safety Jonathan Harris said. "So we just fought harder than they did until it was over, and it feels so good to do it."

In a series that had featured only tight games, MTSU dominated every facet of the contest.

The Blue Raider offense set season highs in total yards (366), rushing yards (212), first downs (24) and time of possession (40:41). On defense, MTSU limited North Texas to only eight first downs and 103 total yards, both season lows for Blue Raider opponents.

MTSU also won the turnover battle 3-0 and committed just three penalties for 15 yards.

"It probably was our most complete game. It was the first time we had no turnovers, but we also created three turnovers. We ran the ball well and were able to throw it, too," MTSU coach Rick Stockstill said. "We also converted (10-of-15) times on third down, so our guys are excited. We're 2-0 in the conference, and that's all we were trying to get to."

North Texas (1-4, 0-1) had been the only Sun Belt team MTSU (3-2, 2-0) had never beaten. But on Saturday, the Mean Green became the first shutout victim for the Blue Raiders in a road Sun Belt game. It was also the worst home conference loss in North Texas school history.

"Tonight was total domination by Middle Tennessee," North Texas coach Darrell Dickey said. "We expect a lot more from our guys, but just didn't get it. It was a game where things could not have gone any worse."

The crowd of 16,986 at Fouts Field was mostly silenced in the early moments of the game.

The Blue Raiders notched two touchdowns on Eugene Gross runs in the first eight minutes and added another score late in the second quarter.

Before the early 21-point burst, MTSU had only scored 13 first-half points the entire season.

On the game's opening series, MTSU linebacker J.K. Sabb jarred the ball loose from North Texas quarterback Woody Wilson, and safety Jonathan Harris recovered for the Blue Raiders.

Four plays later, Gross rumbled 15 yards over the left side to paydirt.

North Texas gained one yard on its next possession, and MTSU answered with an eight-play, 63-yard scoring drive that took only 2:52.

Gross' one-yard touchdown dive put MTSU ahead 14-0 with 7:02 remaining in the first quarter.

MTSU piled on late in the second quarter with a 12-play, 61-yard scoring drive, capped by Clint Marks' four-yard strike to sophomore Bobby Williams.

Gross had eight rushes for 23 yards on the drive, and Marks hit Taron Henry for a 28-yard pass.

Sticking to a punishing ground game, MTSU junior DeMarco McNair ran

seven times for 24 yards on the Blue Raiders' fourth scoring drive.

Jonathan Grigsby's career-long 53-yard reception sparked the drive, and McNair dove in for a one-yard touchdown to put MTSU ahead 28-0 in the third quarter.

True freshman Desmond Gee capped off the rout with a two-yard touchdown run with 26 seconds remaining, finishing a final 15-play, 80-yard march to the end zone.

MTSU scored a touchdown on all five trips inside the 20-yard line.

"We had to run the ball well to win this one, and I thought all three of our running backs played a great game for us," Stockstill said.

Gross finished with 88 yards and two touchdowns on 20 rushes. McNair had 62 yards and one score on 17 carries, and Gee added 59 yards and one touchdown on 16 attempts.

Marks was 13-of-18 passing for 154 yards, one score and no interceptions.



#### Scoring Summary

Score by Quarters	1	2	3	4	F
Middle Tennessee	14	7	7	7	35
North Texas	0	0	0	0	0

#### 1st Quarter

11:20 MT Gross 15 run (Smith kick)  
7:02 MT Gross 1 run (Smith kick)

#### 2nd Quarter

3:19 MT Williams 4 pass from Marks (Smith kick)

#### 3rd Quarter

3:53 MT McNair 1 run (Smith kick)

#### 4th Quarter

:26 MT Gee 2 run (Smith kick)

	MT	UNT
FIRST DOWNS	24	8
RUSHES-YARDS (NET)	57-212	24-40
PASSING YDS (NET)	154	63
Passes Att-Comp-Int	18-13-0	16-7-2
TOTAL OFFENSE PLAYS-YARDS	75-366	40-103
Fumble Returns-Yards	0-0	0-0
Punt Returns-Yards	3-28	1-4
Kickoff Returns-Yards	0-0	6-93
Interception Returns-Yards	2-7	0-0
Punts (Number-Avg)	4-39.0	7-44.9
Fumbles-Lost	0-0	1-1
Penalties-Yards	3-15	4-28
Possession Time	40:41	19:19
Third-Down Conversions	10 of 15	1 of 9
Fourth-Down Conversions	0 of 1	0 of 0
Red-Zone Scores-Chances	5-5	0-0
Sacks By: Number-Yards	5-25	1-6

**RUSHING:** Middle Tennessee-Gross, Eugene 20-88; McNair, DeMarco 17-62; Gee, Desmond 16-59; Marks, Clint 4-3. North Texas-Thomas, Jamario 12-53; Jackson, B. 1-9; Meager, Daniel 4-1; Nwigwe, Joel 1-0; Wilson, Woody 6-minus 23.

**PASSING:** Middle Tennessee-Marks, Clint 13-18-0-154. North Texas-Wilson, Woody 4-12-2-42; Meager, Daniel 3-4-0-21.

**RECEIVING:** Middle Tennessee-Grigsby, J. 3-71; Williams, Bobby 3-24; Paschall, Luke 3-21; Gross, Eugene 2-1; Henry, Taron 1-28; Corder, Clinton 1-9. North Texas-Jackson, B. 2-28; Quinn, Johnny 2-21; Thomas, Jamario 2-2; Muzzy, Zach 1-12.

**INTERCEPTIONS:** Middle Tennessee-Harris, Jon. 1-7; Doucet, Reggie 1-0. North Texas-None.

**FUMBLES:** Middle Tennessee-None. North Texas-Wilson, Woody 1-1.

Attendance: 16,986  
Total elapsed time: 2:50  
Weather: Sunny  
Temperature: 91





## 8th ranked Cardinals finally get past pesky Blue Raiders

**Louisville 44, Middle Tennessee 17**

**Oct. 6, 2006** □ LP Field □ Nashville, TN

by Adam Sparks, Daily News Journal

**NASHVILLE, Tenn.** - MTSU's opening burst wasn't quite enough to pull off college football's largest upset of the season.

The Blue Raiders fell 44-17 to No. 8 Louisville in front of a school record home crowd of 32,797 at LP Field.

"I wasn't disappointed," MTSU coach Rick Stockstill said. "What are we, the 100th team in the country and they're the No. 8 team? So I thought our guys fought their tails off."

Junior Damon Nickson scored from 88 yards on MTSU's opening kick return of the game, but Louisville's No. 1 ranked scoring offense caught fire in the second quarter to fight off a stunning defeat.

Leading 10-3, the Blue Raiders' luck turned late in the first period.

MTSU (3-3) kicker Colby Smith's 47-yard field goal attempt missed by hitting the left upright.

Twenty-one seconds later, Louisville (5-0) tied the game at 10 on Mario Urrutia's 68-yard touchdown catch, the longest scoring pass of quarterback Hunter Cantwell's career.

"We played hard and we showed the nation what we were about," MTSU junior cornerback Bradley Robinson said. "We played well, but they made plays when we gave them a couple of chances."

The Blue Raiders' hold on the game continued to slide in the second quarter, but the MTSU defense kept it close.

Louisville had back-to-back offensive drives of 84 and 52 yards, but only managed two field goals until its last-minute possession of the first half.

The Cardinals went 80 yards in six plays in 1:12, capped by Mario Urrutia's 25-yard high-wire touchdown grab between two MTSU defenders on the first half's final offensive play. That gave Louisville a more comfortable 23-10 advantage at the break.

"That one hurt because we hung in there and fought," Stockstill said. "I thought we were going to intercept it, but they made a great throw and a great catch."

"If we could've held them, it would've been 16-10 at the half and then it's still a pretty close game."


Louisville took its first lead at 13-10 on a 24-yard field goal by Art Carmody. It capped an 11-play, 84-yard drive that featured three gains of 20-plus yards.

MTSU's special teams took control of the game early,

scoring one touchdown and setting up a field goal.

After the Blue Raiders stopped Louisville's first drive and forced Carmody's 31-yard field goal, Nickson went to paydirt on the first kick return of his career.

Nickson cut across the field, burst through the Louisville coverage and broke a tackle from behind to record MTSU's first return for a touchdown of an opening kickoff since 1985.



"From watching film through the week, we knew that they weren't staying in their lanes coming down to cover kicks, so I saw that as a chance for me to explode through there and score," said Nickson, who set an MTSU single-game record with 187 kick return yards in his debut at the position and added his first interception of the season in the third quarter and a team-leading seven tackles.

"When I got the kickoff, all I was thinking was run past everybody and then run even harder until I get to the end zone."

About two minutes later, MTSU senior Jonathan Harris forced and recovered a Louisville fumble on a Blue Raider punt at the Cardinals' 14-yard line in the first quarter.

MTSU capitalized on the turnover with Smith's 23-yard field goal to take an early 10-3 lead.

Louisville's Cantwell passed for a career-high 340 yards and hooked up with Scott Kuhn for a 15-yard touchdown to put Louisville ahead 30-10 in the third quarter.

Louisville added two touchdowns in the fourth quarter on Kolby Smith's 10-yard run and Anthony Allen's 16-yard scoring scamper.

MTSU's Stephen Chicola caught a seven-yard pass from Clint Marks with 3:22 remaining in the fourth period to cap a 13-play, 58-yard drive.

Marks finished 17-of-33 passing for 167 yards and one touchdown. Senior tailback Eugene Gross had 50 rushing yards on 13 carries.

### Scoring Summary

Score by Quarters	1	2	3	4	F
Louisville	10	13	7	14	44
Middle Tennessee	10	0	0	7	17

### 1st Quarter

10:55 UL Carmody 31 FG  
 10:37 MT Nickson 88 kickoff return (Smith kick)  
 6:03 MT Smith 23 FG  
 :06 UL Urrutia 68 pass from Cantwell (Carmody kick)

### 2nd Quarter

7:57 UL Carmody 24 FG  
 3:00 MT Carmody 20 FG  
 :08 UL Urrutia 25 pass from Cantwell (Carmody kick)

### 3rd Quarter

3:57 UL Kuhn 15 pass from Cantwell (Carmody kick)

### 4th Quarter

10:06 UL Smith 10 run (Carmody kick)  
 3:22 MT Chicola 7 pass from Marks (Smith kick)  
 :33 UL Allen 16 run (Carmody kick)

	UL	MT
FIRST DOWNS	26	15
RUSHES-YARDS (NET)	31-186	35-83
PASSING YDS (NET)	340	167
Passes Att-Comp-Int	32-17-1	34-17-1
TOTAL OFFENSE PLAYS-YARDS	63-526	69-250
Fumble Returns-Yards	0-0	1-3
Punt Returns-Yards	4-27	2-18
Kickoff Returns-Yards	4-51	8-220
Interception Returns-Yards	1-43	1-1
Punts (Number-Avg)	3-34.7	6-41.2
Fumbles-Lost	1-1	1-0
Penalties-Yards	3-30	5-55
Possession Time	25:24	34:36
Third-Down Conversions	7 of 13	6 of 17
Fourth-Down Conversions	0 of 0	2 of 3
Red-Zone Scores-Chances	6-6	2-2
Sacks By: Number-Yards	1-4	1-4

**RUSHING:** Louisville-ALLEN, Anthony 7-70; STRIPLING, Geor 8-39; BOLEN, Brock 3-33; DOUGLAS, Harry 1-23; SMITH, Kolby 9-19; SPILLMAN, JaJua 1-7; COUNCIL, Rod 1-minus 1; CANTWELL, H. 1-minus 4. Middle Tennessee-Gross, Eugene 13-50; Gee, Desmond 5-26; McNair, DeMarco 13-24; Marks, Clint 3-minus 4.

**PASSING:** Louisville-CANTWELL, H. 17-32-1-340. Middle Tennessee-Marks, Clint 17-33-0-167; Robinson, Jay 0-1-1-0.

**RECEIVING:** Louisville-DOUGLAS, Harry 5-63; URRUTIA, Mario 4-134; KUHN, Scott 3-47; VAUGHN, Chris 2-27; BARNIDGE, Gary 1-31; RILEY, Jimmy 1-24; SMITH, Kolby 1-14. Middle Tennessee-Williams, Bobby 4-27; Gross, Eugene 3-45; Grigsby, J. 2-36; Gee, Desmond 2-15; Henry, Taron 1-26; Paschall, Luke 1-8; Chicola, S. 1-7; Corder, Clinton 1-5; Robinson, Jay 1-4; McNair, DeMarco 1-minus 6.

**INTERCEPTIONS:** Louisville-RUSSELL, Jon 1-43. Middle Tennessee-Nickson, Damon 1-1.

**FUMBLES:** Louisville-CARTER, Patrick 1-1. Middle Tennessee-TEAM 1-0.

Attendance: 32,797  
 Total elapsed time: 3:19  
 Weather: Clear  
 Temperature: 67



## Strong second half propels Blue Raiders

### Middle Tennessee 35, Louisiana-Monroe 21

Oct. 21, 2006 □ Malone Stadium □ Monroe, LA

by Adam Sparks, Daily News Journal

**MONROE, La.** - MTSU withstood its first deficit in a conference game to make one of its boldest statements of the year.

Posting three unanswered touchdowns in the second half, the Blue Raiders (4-3, 3-0) rallied past Louisiana-Monroe for a 35-21 win in front of 11,717 at Malone Stadium to stay perfect in the Sun Belt.

"With the way we're approaching this thing, we didn't panic and come in at halftime yelling and screaming," MTSU coach Rick Stockstill said. "We were smart about it, and we made adjustments. We told them what the plan was to win the game, and they executed it in the second half and won the game."

MTSU committed four turnovers, but forced none.

Nevertheless, the Blue Raider offense set season highs in rushing (215 yards), passing (234) and total yards (449), and the defense held ULM to only 49 yards and four first downs in the second half.

MTSU permanently stole the game's momentum on true freshman Desmond Gee's 54-yard touchdown grab from Clint Marks early in the fourth quarter.

Junior DeMarco McNair added an 8-yard scoring run to finish a 12-play, 61-yard drive that took seven minutes.

Gee and McNair each ended with career nights.

Gee had six receptions for 109 yards after making just two career catches before Saturday, and McNair rushed for a career-high 91 yards and two scores on 18 carries.

But his most important carry capped the aforementioned game-clinching drive.

"That was very satisfying," MTSU offensive coordinator G.A. Mangus said. "To be up 7 and drive the field like we did, that's the dagger that you always want to deliver."


"We're in great condition to do that in the fourth period, and that was the kind of drive that wins championships."

Marks also played perhaps his best game of the year, completing 19-of-24 passes for 234 yards, two touchdowns and one interception.

The Blue Raiders committed three turnovers in the first half after giving away only one in two previous

conference games this season. As a result, ULM (1-6, 0-4) took a 21-14 halftime lead and put MTSU's unbeaten Sun Belt mark in jeopardy.

However, MTSU's defense clamped down on the Warhawks' high-tempo offense and dual-threat quarterback Kinsmon Lancaster, who was sacked three times by MTSU after being dropped only four times the rest of the season.



"The big thing is that we adjusted our scheme, and we trusted one another to keep playing," MTSU defensive tackle Trevor Jenkins said. "It's about team unity, and we had it when we needed it the most."

MTSU senior running back Eugene Gross recorded his first 100-yard game of the season, finishing with 102 yards on 21 rushes but two fumbles.

Gross' first fumble set up ULM's go-ahead score late in the second quarter. The

Warhawks took over on the 32-yard line and Lancaster hit J.J. McCoy for a touchdown pass on the next snap to put ULM up 21-14 at the break.

"Our offense is starting to click, and our defense really came to play in that second half," MTSU receiver Jay Robinson said. "This was a big win because we fought through a lot after falling behind."

MTSU started strong, scoring methodically on drives of 84 and 66 yards early in the second quarter.

Robinson, a redshirt freshman, caught a 7-yard touchdown pass from Marks, and McNair followed with a 3-yard scoring run midway through the second quarter.

But ULM answered with three straight scoring drives. Lancaster completed 7-of-8 passes for 97 yards in the three scoring drives, as MTSU's usually aggressive defense played on its heels.

The Warhawks drove 80 yards to paydirt on back-to-back drives, which included only 17 combined plays.

ULM running back Erroll Hogan scored on a 2-yard run, and Calvin Dawson added a 3-yard touchdown soon after to tie the game at 14.

#### Scoring Summary

Score by Quarters	1	2	3	4	F
Middle Tennessee	0	14	7	14	35
Louisiana-Monroe	0	21	0	0	21

#### 2nd Quarter

13:48 MT Robinson 7 pass from Marks (Smith kick)  
 10:02 UL Hogan 2 run (Wilson kick)  
 6:05 MT McNair 3 run (Smith kick)  
 2:37 UL Dawson 3 run (Wilson kick)  
 1:13 UL McCoy 32 pass from Lancaster (Wilson kick)

#### 3rd Quarter

9:06 MT Gross 3 run (Smith kick)

#### 4th Quarter

14:22 MT Gee 54 pass from Marks (Smith kick)  
 6:38 MT McNair 8 run (Smith kick)

	MT	ULM
FIRST DOWNS	24	15
RUSHES-YARDS (NET)	46-215	29-102
PASSING YDS (NET)	234	184
Passes Att-Comp-Int	24-19-1	28-15-0
TOTAL OFFENSE PLAYS-YARDS	70-449	57-286
Fumble Returns-Yards	0-0	0-0
Punt Returns-Yards	3-15	0-0
Kickoff Returns-Yards	3-82	3-65
Interception Returns-Yards	0-0	1-0
Punts (Number-Avg)	2-36.0	7-38.6
Fumbles-Lost	3-3	1-0
Penalties-Yards	5-33	7-65
Possession Time	33:08	26:52
Third-Down Conversions	6 of 11	4 of 13
Fourth-Down Conversions	0 of 0	0 of 1
Red-Zone Scores-Chances	4-4	2-2
Sacks By: Number-Yards	3-20	1-4

**RUSHING:** Middle Tennessee-Gross, Eugene 21-100; McNair, DeMarco 18-91; Gee, Desmond 3-18; Marks, Clint 2-9; TEAM 2-minus 3. Louisiana Monroe-Dawson, Calvin 12-72; Hogan, Erroll 4-25; McCoy, J.J. 1-4; Lancaster, K 12-1.

**PASSING:** Middle Tennessee-Marks, Clint 19-24-1-234. Louisiana Monroe-Lancaster, K 15-27-0-184; Payne, Chance 0-1-0-0.

**RECEIVING:** Middle Tennessee-Gee, Desmond 6-109; Williams, Bobby 5-48; Robinson, B. 2-30; Chicola, S. 2-14; McNair, DeMarco 2-6; Paschall, Luke 1-20; Robinson, Jay 1-7. Louisiana Monroe-Sapp, LaGregory 3-62; Zacharie, Zeek 3-36; McNeal, Darrell 3-21; McCoy, J.J. 2-46; Hogan, Erroll 2-15; Dawson, Calvin 2-4.

**INTERCEPTIONS:** Middle Tennessee-None. Louisiana Monroe-James, Greg 1-0.

**FUMBLES:** Middle Tennessee-Gross, Eugene 2-2; Marks, Clint 1-1. Louisiana Monroe-Lancaster, K 1-0.

Attendance: 11,717  
 Total elapsed time: 3:06  
 Weather: Cloudy  
 Temperature: 67



## Nickson gets record four interceptions in key victory

### Middle Tennessee 34, Louisiana-Lafayette 20

Oct. 28, 2006 □ Cajun Field □ Lafayette, LA

by Adam Sparks, Daily News Journal

**LAFAYETTE, La.** - If there were any doubts MTSU belonged atop the Sun Belt Conference, they were squelched at Louisiana-Lafayette.

The Blue Raiders upended league favorite Louisiana-Lafayette 34-20 in front of 21,485 mostly frustrated fans at Cajun Field in a clash of first-place teams.

Spoiling the Ragin' Cajuns' homecoming, the Blue Raiders (5-3, 4-0) started conference play at 4-0 for the first time in the Division I-A era. They are tied with Troy (2-0) atop the Sun Belt standings.

They also claimed a third consecutive conference road win for the first time since the Sun Belt's inception in 2001.

"To be honest, this was a tremendous accomplishment for our guys," MTSU coach Rick Stockstill said. "We beat a team that was the first-place (conference) preseason pick. They had won nine of 11 games, and they had beaten a Conference USA team. We came on the road in a great environment and won, but I'm not going to call that a statement game.

"I just think we're playing smart football, and we're making some plays."

No one made more plays than MTSU junior safety Damon Nickson, who had a school record four interceptions — including one he returned 28 yards for a touchdown in the second quarter.

Two more of Nickson's picks came in the fourth quarter when the Cajuns were trying a last attempt to salvage their six-game conference winning streak.

"This isn't rocket science," ULL coach Rickey Bustle said. "You can't turn the ball over against a good football team and expect to win. ... We just didn't play well and didn't take care of the ball."

Ranking third nationally in fewest turnovers before Saturday's game, ULL (4-3, 1-1) had six giveaways which led to 17 first-half points for MTSU.

The game's first three scores resulted from turnovers.

MTSU quarterback Clint Marks was picked off by ULL's Michael Adams, who jumped in front of Taron Henry's short route and scampered untouched to a 79-yard touchdown return.

But the Blue Raiders and Marks both regained their composure.

Nickson's first interception five minutes later led to MTSU's 10-play, 65-yard scoring drive, capped by

Marks' 22-yard pass to true freshman Desmond Gee. Two plays later, MTSU's Tavares Jones recovered a ULL fumble, and Colby Smith nailed a 31-yard field goal to put the Blue Raiders ahead 10-7.

"That was important because I thought early when we created some turnovers, it gave us some momentum and it kept us in the game," Stockstill said.

MTSU took a 14-point lead with a 61-yard scoring drive and Nickson's interception return, with the two touchdowns separated by only 37 seconds late in the second quarter.

Marks hit Henry twice for 51 yards, and Marks dove over center for the touchdown on a fourth-and-goal play from the 1-foot line.

"We prepared well for this one," said Marks, who was 19-of-26 passing for 244 yards, one touchdown and one interception.

"Our coaches made sure we didn't get too up or

too down, and we made more plays to win the game."

The Blue Raiders maintained their 14-point lead in the second half, while the Cajuns tried to solve MTSU's attacking defense.

ULL tailback Tyrell Fenroy rushed for 90 yards on 16 carries, but no touchdowns.

Quarterback Jerry Babb, the Preseason Sun Belt Player of the Year, was mostly held in check. The senior was sacked twice and tossed a career-high four interceptions.

Babb finished 12-of-24 passing for 182 yards. He also rushed for a mere 45 yards on 11 carries.

"It seemed like if I threw it in a hole, (the receivers) weren't there or I threw it late," Babb said. "But I don't care who you are, even the New England Patriots, you're not going to win with six turnovers."

In the second half, MTSU added Smith's 23-yard field goal and Eugene Gross' 6-yard run, one of three straight Gross runs on the Blue Raiders' dagger of a scoring drive with 5:53 remaining.

Gross finished with 94 yards on 23 carries, as MTSU rushed for 82 of its 101 rushing yards in the second half.



#### Scoring Summary

Score by Quarters	1	2	3	4	F
Middle Tennessee	7	17	0	10	34
Louisiana-Lafayette	7	3	3	7	20

#### 1st Quarter

12:24 UL Adams 79 INT return (Edmiston kick)  
2:37 MT Gee 22 pass from Marks (Smith kick)

#### 2nd Quarter

13:25 MT Smith 31 FG  
9:06 UL Edmiston 47 FG  
5:45 MT Marks 1 run (Smith kick)  
5:08 MT Nickson 28 INT return (Smith kick)

#### 3rd Quarter

5:07 UL Edmiston 25 FG

#### 4th Quarter

9:30 MT Smith 23 FG  
5:53 MT Gross 6 run (Smith kick)  
4:09 UL Fredrick 40 pass from Babb (Edmiston kick)

	MT	ULL
FIRST DOWNS	17	17
RUSHES-YARDS (NET)	37-101	30-154
PASSING YDS (NET)	244	182
Passes Att-Comp-Int	27-19-1	24-12-4
TOTAL OFFENSE PLAYS-YARDS	64-345	54-336
Fumble Returns-Yards	0-0	0-0
Punt Returns-Yards	2-18	1-1
Kickoff Returns-Yards	4-98	4-62
Interception Returns-Yards	4-30	1-79
Punts (Number-Avg)	5-46.4	2-40.0
Fumbles-Lost	1-0	4-2
Penalties-Yards	5-40	4-29
Possession Time	34:32	25:28
Third-Down Conversions	6 of 15	4 of 9
Fourth-Down Conversions	1 of 1	0 of 1
Red-Zone Scores-Chances	4-4	2-2
Sacks By: Number-Yards	2-14	1-7

**RUSHING:** Middle Tennessee-Gross, Eugene 23-94; Gee, Desmond 3-6; McNair, DeMarco 8-5; Marks, Clint 3-minus 4. Louisiana-Lafayette-Fenroy, Tyrell 16-90; Babb, Jerry 11-45; Wallace, Deon 3-19.

**PASSING:** Middle Tennessee-Marks, Clint 19-26-1-244; Gee, Desmond 0-1-0-0. Louisiana-Lafayette-Babb, Jerry 12-24-4-182.

**RECEIVING:** Middle Tennessee-Henry, Taron 5-85; McNair, DeMarco 4-45; Gee, Desmond 2-30; Grigsby, J. 2-28; Gross, Eugene 2-19; Williams, Bobby 2-18; Birtsch, Hunter 1-15; Chicola, S. 1-4. Louisiana-Lafayette-Smith, Derrick 5-70; Fenroy, Tyrell 2-31; Chery, Jason 2-16; Fredrick, Corey 1-40; Nevells, Phillip 1-16; Lee, Louis 1-9.

**INTERCEPTIONS:** Middle Tennessee-Nickson, Damon 4-30. Louisiana-Lafayette-Adams, Michael 1-79.

**FUMBLES:** Middle Tennessee-McNair, DeMarco 1-0. Louisiana-Lafayette-Fenroy, Tyrell 1-1; Babb, Jerry 1-0; Wallace, Deon 1-0; Smith, Derrick 1-1.

Attendance: 21,485  
Total elapsed time: 2:58  
Weather: Clear  
Temperature: 71



## Gross runs for 208 yards to key win over Owls

### Middle Tennessee 35, Florida Atlantic 14

Nov. 4, 2006 □ Floyd Stadium □ Murfreesboro, TN

by Adam Sparks, Daily News Journal

**MURFREESBORO, Tenn.** - MTSU returned to Floyd Stadium for the first time in 51 days, but showed no wear from the road.

The Blue Raiders rolled over Florida Atlantic 35-14 on homecoming to remain unbeaten in Sun Belt Conference play, the team's first 5-0 league start in 14 years.

"That's right. I've never seen 5-0 before, and none of us have," MTSU senior running back Eugene Gross said. "... This was a real homecoming. We've been on the road forever, and we really came to play. It was another big crowd, and we played some good ball back at our house on our new turf."

And there was more news than that.

MTSU earned bowl eligibility for the first time since 2001 and extended its best conference start in the Division I-A era in front of 18,712 at Floyd Stadium.

MTSU (6-3, 5-0) remains in first place in the Sun Belt, tied with Troy (4-4, 3-0).

"That was a tough win and probably as satisfying of a win as we've had this year because we didn't play our best football," MTSU coach Rick Stockstill said. "We made some big plays, but it was a hard game."

"We just never really felt comfortable in the game, and so it feels great to be 5-0. We're so close to reaching our goals, and it's a wonderful feeling right now."

Sandwiched between lulls on both sides of the ball, a handful of game-changing plays determined the outcome.

With MTSU leading 14-7, junior Damon Nickson returned the opening kickoff of the second half 94 yards for a touchdown. Senior linebacker Justin Rainey then scooped a botched FAU (3-6, 2-2) shotgun snap and scampered 50 yards for a score early in the fourth quarter.

"I was on my blitz, and I just picked it up and got a great block from (linebacker J.K. Sabb)," said Rainey, who had a career-high 11 tackles. "From there, I knew I could take it back. I was a quarterback and running back in high school, and I didn't play defense until I got to (MTSU). So I knew how to run with the ball. I just let that 4.5 speed take over."

MTSU was outgained 370 yards to 342, but forced five FAU turnovers. The Blue Raiders also had a key goal line stand late in the third quarter when FAU could not score on four downs inside the 3-yard line, including two dives just inches from the goal line.

"Whatever it takes, we just have the mindset that

we just can't afford to lose," Sabb said. "You've got to have that mentality. We're not thinking about down the road. We're only playing to win today, and we did what we needed to do to make sure that happened."

"It's making plays, and we made them."

Big plays also carried the offense, which wasn't extravagant aside from a few long gains.

Gross finished with a career-high 208 rushing yards on 21 carries. But most of that came on a 76-yard gallop that started on MTSU's 1-yard line and a 56-yard nail-in-the-coffin scoring run with 44 seconds remaining.

"On the last run I kind of knew it," Gross said. "I said, 'Oh yes, that's 200.' That's a great stat, but it was big in winning another big game and that's what is important."

MTSU recovered from a lackluster offensive start.

A potential long pass on the Blue Raiders' first snap of the day went through a wide-open Bobby Williams' hands and was picked off by FAU's Corey Small.

MTSU junior Bradley Robinson returned the favor with his first interception of the season, but the offense stalled after only one first down and Colby Smith missed a 40-yard field goal.

The offense got on track early in the second quarter with a 13-play, 85-yard drive. Clint Marks connected on passes of 23 and 18 yards, and Gross rushed seven times for 37 yards on the drive — including a 2-yard touchdown on a sweep at the pylon.


The MTSU defense helped the offense maintain momentum.

FAU fullback Aaron Sanchez fumbled with 3:46 remaining in the second quarter, and defensive end Sean Mosley made the recovery. MTSU exploited the miscue with a 28-yard scoring drive.

Freshman Desmond Gee had gains of 16 and 10 yards, the latter taking him for a tip-toeing touchdown along the sideline.

"We ran into a very good and well-coached football team," FAU coach Howard Schnellenberger said. "They took advantage of each bad play and turnover we made. They are clearly the best team in the conference right now."

FAU running back Charles Pierre rushed for 86 yards and a 4-yard touchdown in the fourth quarter. Owls backup quarterback Rusty Smith finished 18-of-30 passing for 223 yards with a 9-yard touchdown pass to Casey McGahee.



#### Scoring Summary

Score by Quarters	1	2	3	4	F
Florida Atlantic	0	7	0	7	14
Middle Tennessee	0	14	7	14	35

#### 2nd Quarter

8:04 MT Gross 2 run (Smith kick)  
2:08 MT Gee 10 run (Smith kick)  
:16 FAU McGahee 9 pass from Smith (Leroy kick)

#### 3rd Quarter

14:40 MT Nickson 94 kickoff return (Smith kick)

#### 4th Quarter

10:41 MT Rainey 50 fumble return (Smith kick)  
7:27 FAU Pierre 4 run (Leroy kick)  
:44 MT Gross 56 run (Smith kick)

	FAU	MT
FIRST DOWNS	23	13
RUSHES-YARDS (NET)	45-103	36-271
PASSING YDS (NET)	267	71
Passes Att-Comp-Int	39-21-2	11-5-1
TOTAL OFFENSE PLAYS-YARDS	84-370	47-342
Fumble Returns-Yards	0-0	1-50
Punt Returns-Yards	2-33	1-4
Kickoff Returns-Yards	5-85	3-121
Interception Returns-Yards	1-0	2-75
Punts (Number-Avg)	4-40.5	4-35.2
Fumbles-Lost	3-2	1-1
Penalties-Yards	4-21	6-39
Possession Time	32:16	27:44
Third-Down Conversions	6 of 15	3 of 8
Fourth-Down Conversions	3 of 4	0 of 0
Red-Zone Scores-Chances	2-4	2-3
Sacks By: Number-Yards	1-9	3-28

**RUSHING:** Florida Atlantic-Pierre, C. 22-86; Sanchez, A. 9-31; Manley, B.J. 3-15; Clayton, S. 7-4; Smith, R. 1-0; TEAM 3-minus 33. Middle Tennessee-Gross, Eugene 21-208; Gee, Desmond 6-35; McNair, DeMarco 5-25; Marks, Clint 3-5; TEAM 1-minus 2.

**PASSING:** Florida Atlantic-Smith, R. 18-30-1-223; Clayton, S. 3-9-1-44. Middle Tennessee-Marks, Clint 5-11-1-71.

**RECEIVING:** Florida Atlantic-Simeon, F. 6-97; Harmon, J. 4-66; McGahee, C. 4-24; Grant, J. 3-46; Johnson, C. 1-25; Holley, A. 1-5; Sanchez, A. 1-5; Bonner, C. 1-minus 1. Middle Tennessee-McNair, DeMarco 2-35; Paschall, Luke 1-18; Grigsby, J. 1-11; Birtsch, Hunter 1-7.

**INTERCEPTIONS:** Florida Atlantic-Small, C. 1-0. Middle Tennessee-Robinson, B. 1-52; Clemons, Lonnie 1-23.

**FUMBLES:** Florida Atlantic-TEAM 2-1; Sanchez, A. 1-1. Middle Tennessee-Birtsch, Hunter 1-1.

Attendance: 18,712  
Total elapsed time: 3:01  
Weather: Fair  
Temperature: 61



## Blue Raiders notch program's 500th win

### Middle Tennessee 38, Arkansas State 10

Nov. 11, 2006 □ Indian Stadium □ Jonesboro, AR

by Adam Sparks, Daily News Journal

**JONESBORO, Ark.** - Six down. One to go.

After trouncing Arkansas State 38-10, MTSU is one win shy of claiming its first outright Sun Belt championship.

"We've said all year that it's one game at a time, and now we're only one game away," MTSU senior running back Eugene Gross said.

MTSU (7-3, 6-0 in Sun Belt) also improved to 4-0 in road conference games with an average winning margin of 23 points. The Blue Raiders can complete their first perfect conference slate since 1992 with a home victory over Troy Nov. 25.

The Sun Belt's only other unbeaten team, Troy improved to 4-0 in league play Saturday with a 24-17 win over Florida Atlantic.

"Before the game started, it was a two-game (conference) season, and now it's a one-game season," MTSU coach Rick Stockstill said. "We're close and we know what we've got in front of us. If we win one more, we win the conference. You can't get much closer than we are right now."

Stockstill's seventh win marks the most by a first-year Blue Raider coach since a 9-1 season in 1947 by Charles "Bubber" Murphy, MTSU's all-time winningest coach.

MTSU's fate and momentum turned on Bradley Robinson's 88-yard interception return for a touchdown to put the Blue Raiders ahead 17-3 midway through the third quarter.

The fourth longest interception return in school history, Robinson's score turned away an ASU drive seemingly bound for the end zone. Trailing 10-3 and quickly gaining the game's momentum, the Indians had eaten away more than six minutes and 55 yards on 13 plays to drive to the MTSU 15-yard line.

ASU muscled its way for 28 yards on seven straight runs on the drive to start the second half, but Robinson's game-changing play sucked the air out of the already subdued crowd of 10,176 in Indian Stadium.

"When I made the play, I didn't think about it being that big of a play," Robinson said. "But then when we got late into the third quarter, I could see all the momentum swing, and our offense starting putting up a bunch of points."

Following Robinson's pick, ASU's offensive tide settled and the Blue Raiders outscored the Indians 21-7 in the remainder of the game.

MTSU rushed for 126 yards in the second half, scoring three late touchdowns on the ground.

Freshman Desmond Gee scored untouched on a 7-yard run. Junior DeMarco McNair added scoring bursts of five and 48 yards.

McNair had 98 yards on nine rushes, and Gross added 79 yards on 15 carries.

MTSU quarterback Clint Marks was 11-of-14 passing for 134 yards and guided an offense that committed no turnovers.

"That W feels good, and we did what we had to do to get it," Marks said.

MTSU squandered prime field position in the first half, scoring only 10 points in five possessions that began in favorable spots.

The Blue Raiders returned a squib kick to the 50-yard line to start the game, but only gained two yards on three plays before punting.

MTSU started other first-half drives at its own 41, 34 and 42-yard lines, but only managed a field goal.

The Blue Raiders' lone first-half touchdown was set up by an ASU failed fake punt on the Indians' first possession.


MTSU took over at the ASU 39-yard line and drove to paydirt in seven plays. Gross scored on a one-yard run, the 40th rushing touchdown of his career.

Gross scored again on MTSU's next possession, but the touchdown was negated by a holding penalty and the Blue Raiders settled for Colby Smith's 29-yard field goal to take a 10-0 lead with 3:56 remaining in the first quarter.

MTSU stopped ASU on a fourth-down conversion attempt, but the Blue Raiders couldn't take advantage and also stalled.

ASU answered with an impressive 18-play, 68-yard drive late in the second quarter, but the Blue Raiders held the Indians to minus-1 yard on the possession's final three plays. Josh Arauco made a 33-yard field goal to cut MTSU's lead to 10-3.

The Blue Raiders put together a brief seven-play, 32-yard drive just before halftime, but Smith's 43-yard field goal was blocked.



#### Scoring Summary

Score by Quarters	1	2	3	4	F
Middle Tennessee	10	0	14	14	38
Arkansas State	0	3	0	7	10

#### 1st Quarter

7:51 MT Gross 1 run (Smith kick)  
3:56 MT Smith 29 FG

#### 2nd Quarter

4:58 ASU Arauco 33 FG

#### 3rd Quarter

8:48 MT Robinson 88 INT return (Smith kick)  
2:49 MT Gee 7 run (Smith kick)

#### 4th Quarter

7:30 MT McNair 5 run (Smith kick)  
4:38 ASU Dejohnette 14 pass from Leonard (Arauco kick)  
4:01 MT McNair 48 run (Smith kick)

	MT	ASU
FIRST DOWNS	15	20
RUSHES-YARDS (NET)	37-211	45-162
PASSING YDS (NET)	134	146
Passes Att-Comp-Int	14-11-0	35-14-1
TOTAL OFFENSE PLAYS-YARDS	51-345	80-308
Fumble Returns-Yards	0-0	0-0
Punt Returns-Yards	0-0	2-3
Kickoff Returns-Yards	2-33	7-103
Interception Returns-Yards	1-88	0-0
Punts (Number-Avg)	3-44.7	3-38.3
Fumbles-Lost	1-0	1-0
Penalties-Yards	6-35	5-40
Possession Time	25:42	31:59
Third-Down Conversions	6 of 12	7 of 17
Fourth-Down Conversions	1 of 1	1 of 5
Red-Zone Scores-Chances	4-4	2-3
Sacks By: Number-Yards	5-37	0-0

**RUSHING:** Middle Tennessee-McNair, DeMarco 9-98; Gross, Eugene 15-79; Gee, Desmond 8-25; Marks, Clint 5-9. Arkansas State-Arnold, Reggie 20-115; Wilkerson, C. 8-25; Miller, Chris 1-10; James, Chris 1-4; Thompkins, B. 1-3; Johnson, Tyrell 1-3; Leonard, Corey 13-2.

**PASSING:** Middle Tennessee-Marks, Clint 11-14-0-134. Arkansas State-Leonard, Corey 14-35-1-146.

**RECEIVING:** Middle Tennessee-Gee, Desmond 2-46; Henry, Taron 2-29; Corder, Clinton 2-27; Gross, Eugene 2-1; Chicola, S. 1-19; Paschall, Luke 1-11; Robinson, B. 1-1. Arkansas State-Dejohnette, L. 3-38; Miller, Chris 3-35; Jones, Kevin 2-40; Wilkerson, C. 2-2; James, Chris 1-12; Vincent, Gary 1-9; Smith, Joe 1-8; Arnold, Reggie 1-2.

**INTERCEPTIONS:** Middle Tennessee-Robinson, B. 1-88. Arkansas State-None.

**FUMBLES:** Middle Tennessee-Marks, Clint 1-0. Arkansas State-Leonard, Corey 1-0.

Attendance: 10,176  
Total elapsed time: 3:00  
Weather: Clear  
Temperature: 51



## Gamecocks strong passing attack dooms Blue Raiders

**South Carolina 52, Middle Tennessee 7**

**Nov. 18, 2006** □ Williams-Brice Stadium □ Columbia, SC

by Adam Sparks, Daily News Journal

**COLUMBIA, S.C.** - As soon as MTSU coach Rick Stockstill crashed his homecoming party, his Blue Raiders were shown the door.

In a 52-7 loss to South Carolina, MTSU (7-4) scored on the game's first play, but the Gamecocks (6-5) scored 52 answered points after that.

"It couldn't have started any better," said Stockstill, a South Carolina assistant coach for the previous two seasons. "... It was one of those games where it got out of hand in the second half, but we sure started out real good."

MTSU quarterback Clint Marks hit Desmond Gee for a 73-yard touchdown pass on the first snap to earn a 7-0 lead just 30 seconds into the game and quiet the crowd of 70,442 at Brice-Williams Stadium.

Gee came in motion into the right slot and ran past South Carolina safety Stoney Woodson. Marks hit him in stride, and Gee outran the pursuit to catch the longest passing play for MTSU since 2004.

"I read the defender and cut outside, and then (Marks) threw a pretty ball," Gee said. "I saw (Woodson) stumbling out of the corner of my eye, and I knew I could take it all the way."

"It was a big play. I got chill bumps all over my body when I took it in."

MTSU then recovered a fumble on the Gamecocks' ensuing drive, but could not convert the turnover into points.

The Blue Raiders punted, and South Carolina answered with touchdowns on four straight possessions to race to a 28-7 halftime lead via the streaky trigger of junior quarterback Blake Mitchell — who was 13-of-18 passing for 250 yards and three touchdowns in the first half.

He finished 21-of-28 for a career-high 388 yards and four scores.

The Gamecocks had a well-paced drive of 12 plays for 85 yards, capped by Cory Boyd's 4-yard touchdown run.

Mitchell then completed 6-of-8 passes on the ensuing three quick-strike scoring drives — including a touchdown pass to Andy Boyd (15 yards) and a pair to Sidney Rice (37 and 27 yards).

South Carolina's last three scoring drives of the first half each took less than two minutes of game clock time.

"It was the best game we have played this year," South Carolina coach Steve Spurrier said. "The offense played really well. ... It was a good win. I couldn't help but think that every time we kicked an extra point, why couldn't we have done that last week? But that's how it goes."

MTSU's personnel was outmanned for most of the afternoon, but the Blue Raiders also did little to help themselves.

MTSU reached its season high in penalty yards by halftime and committed 10 fouls for 73 yards in the game.

The Blue Raiders missed five tackles on Cory Boyd's 52-yard reception on a screen pass that set up South Carolina's second touchdown, and MTSU cornerback Bradley Robinson missed another tackle on Cory Boyd's 4-yard first-quarter score.

Thirty-five penalty yards came on special teams, as MTSU took a rare loss in the

battle for field position.

South Carolina widened its halftime lead with 24 points in the second half.

Cory Boyd caught a 19-yard pass, Mike West grabbed a 3-yard scoring pass and Bobby Wallace reeled off an 88-yard touchdown run.

The Blue Raiders did not commit a turnover, but only amassed 200 total yards and 12 first downs. Only 127 yards came after the first-play touchdown.

Marks finished 5-of-13 passing for 110 yards. Eugene Gross had 48 rushing yards on 11 carries.

Sean Mosley and Justin Rainey led MTSU with six tackles apiece.



### Scoring Summary

Score by Quarters	1	2	3	4	F
Middle Tennessee	7	0	0	0	7
South Carolina	14	14	10	14	52

### 1st Quarter

14:30 MT Gee 73 pass from Marks (Smith kick)  
 4:02 USC Boyd 4 run (Succop kick)  
 :12 USC A. Boyd 15 pass from Mitchell (Succop kick)

### 2nd Quarter

8:53 USC Rice 37 pass from Mitchell (Succop kick)  
 3:46 MT Rice 27 pass from Mitchell (Succop kick)

### 3rd Quarter

10:17 USC Succop 28 FG  
 4:35 USC Boyd 19 pass from Mitchell (Succop kick)

### 4th Quarter

9:08 USC West 3 pass from Beecher (Dodds kick)  
 4:42 USC Wallace 88 run (Hooper kick)

	MT	USC
FIRST DOWNS	12	25
RUSHES-YARDS (NET)	32-81	28-154
PASSING YDS (NET)	119	391
Passes Att-Comp-Int	19-6-0	29-22-0
TOTAL OFFENSE PLAYS-YARDS	51-200	57-545
Fumble Returns-Yards	0-0	0-0
Punt Returns-Yards	0-0	5-53
Kickoff Returns-Yards	7-136	2-53
Interception Returns-Yards	0-0	0-0
Punts (Number-Avg)	8-40.5	0-0.0
Fumbles-Lost	3-0	1-1
Penalties-Yards	10-73	5-46
Possession Time	31:43	28:17
Third-Down Conversions	4 of 12	7 of 9
Fourth-Down Conversions	0 of 0	0 of 1
Red-Zone Scores-Chances	0-0	5-5
Sacks By: Number-Yards	1-8	4-24

**RUSHING:** Middle Tennessee—Gross, Eugene 11-48; McNair, DeMarco 7-33; Craddock, Joe 5-20; Gee, Desmond 4-4; Jackson, P. 1-3; Marks, Clint 4-minus 27. South Carolina—Bobby Wallace 3-98; Cory Boyd 18-76; Taylor Rank 5-minus 2; Blake Mitchell 1-minus 8; Mike West 1-minus 10.

**PASSING:** Middle Tennessee—Marks, Clint 5-13-0-110; Craddock, Joe 1-4-0-9; Jackson, P. 0-2-0-0. South Carolina—Blake Mitchell 21-28-0-388; Tommy Beecher 1-1-0-3.

**RECEIVING:** Middle Tennessee—Gee, Desmond 1-73; Henry, Taron 1-11; Chicola, S. 1-10; Gross, Eugene 1-9; Stephens, John 1-9; Williams, Bobby 1-7. South Carolina—Sidney Rice 6-90; Kenny McKinley 5-86; Cory Boyd 2-71; Jared Cook 2-41; Noah Whiteside 2-36; Mike West 2-22; Bobby Wallace 1-19; Andy Boyd 1-15; Freddie Brown 1-11.

**INTERCEPTIONS:** Middle Tennessee—None. South Carolina—None.

Attendance: 70,442  
 Total elapsed time: 3:00  
 Weather: Sunny  
 Temperature: 57



## Troy scores twice in final 2:19 to down Blue Raiders

### Troy 21, Middle Tennessee 20

Nov. 25, 2006 □ Floyd Stadium □ Murfreesboro, TN

by Adam Sparks, Daily News Journal

**MURFREESBORO, Tenn.** - A trip to the Big Easy became extremely difficult for Middle Tennessee State following its performance against Troy.

A crowd of 17,812 at Floyd Stadium witnessed the Blue Raiders lose their season-finale 21-20 to Troy in heartbreaking fashion.

But more damaging was that MTSU let an outright Sun Belt title, New Orleans Bowl bid and a perfect conference season slip away.

"It was a heart-breaking, gut-wrenching loss," MTSU Coach Rick Stockstill said.

MTSU can capture the outright Sun Belt championship and New Orleans Bowl bid only if Troy loses at Florida International this week.

If the Blue Raiders do not get help from FIU or land another bowl, they finished Stockstill's debut season at 7-5, 6-1 in Sun Belt play with a co-conference title.

Other possibilities still exist in at-large bowls — most likely San Diego's Poinsettia Bowl, Detroit's Motor City Bowl, or Toronto's International Bowl.

"I've been in contact with the conference office, ESPN, and a few different bowls, and there's a lot of interest in Middle Tennessee," MTSU Athletics Director Chris Massaro said. "We're a seven-win team, and that puts us in a good position to secure an at-large bowl."

First MTSU must evaluate its outside shot at the New Orleans Bowl, which became quite improbable after the late freefall in Saturday's loss.

"I didn't have a sick feeling when it was happening, but I've got a sick feeling now that it's over," senior quarterback Clint Marks said after the loss.

Troy quarterback Omar Haugabook hit Gary Banks for the 3-yard, game-winning touchdown pass with 14 seconds remaining.

It followed both a successful on-side kick and Smokey Hampton's 19-yard catch on fourth-and-17 to the 3-yard line that kept the Trojans' comeback hopes alive.

Hampton also hauled in a 19-yard touchdown reception with 2:19 remaining that started Troy's rally.

"We never thought it was over, but we just had some letdowns at the end," MTSU defensive end Erik Walden said. "Nothing was real different at the end. (Troy) just got it going and made plays at the end when we usually are the ones making them."

Troy's comeback handed MTSU its only blown half-time lead this season.

For the Blue Raiders, the game seemed to be in

hand when they stopped Troy on a fourth-and-1 play at MTSU's 3 with 6:11 remaining.

But the Blue Raiders made only one first down after the change of possession and didn't get the ball again until a failed Hail Mary on the game's final snap.

"If we could've gotten two first downs there (after the fourth-down stop), I think that could've iced it," Stockstill said. "... But then we let them get down there and score quicker than we should have. But I don't think it was as much of what we didn't do as what they did."

MTSU had no turnovers and committed only two penalties for 10 yards. However, its offense gained only 203 yards, including just 77 yards on the ground.

Troy's Haugabook was 30-of-40 passing for 235 yards, two TDs and one interception.

MTSU scored both of its touchdowns on trick plays involving true freshman Desmond Gee.

On a third-and-1 play from the Troy 15 early in the third quarter, Gee took a reverse handoff and tossed a 15-yard touchdown pass to Stephen Chicola.

Gee also ran for a score on a gimmick play, a 4-yard second-quarter run, when he ducked behind the right guard and took a concealed handoff between his legs from Marks.

Senior receiver Luke Paschall made catches of 30 and 8 yards in the 12-play, 66-yard drive to set up Gee's first score, the freshman's sixth straight game with a touchdown.


Colby Smith made two field goals to give MTSU a 13-7 halftime lead.

Smith's first field goal, a 26-yarder, was set up by senior Justin Rainey's first career interception late in the first quarter.

Haugabook then scored on an 8-yard run to cut MTSU's lead to 10-7.

Smith answered with a career-long 48-yard field goal on the first-half's last play after Bobby Williams made clutch catches of 14 and 18 yards to set up the score.

"One thing you always have to remember is that the game is never over until it's all zeros on the clock," said senior linebacker J.K. Sabb, who led MTSU with nine tackles. "You always have chances to make plays, and we didn't do it. It's football, but it hurts."



#### Scoring Summary

Score by Quarters	1	2	3	4	F
Troy	0	7	0	14	21
Middle Tennessee	0	13	0	7	20

#### 2nd Quarter

14:56	MT	Smith 26 FG
7:08	MT	Gee 4 run (Smith kick)
1:44	TU	Haugabook 8 run (Whibbs kick)
0:00	MT	Smith 48 FG

#### 4th Quarter

11:19	MT	Chicola 15 pass from Gee (Smith kick)
2:19	TU	Hampton 19 pass from Haugabook (Whibbs kick)
:14	TU	Banks 3 pass from Haugabook (Whibbs kick)

	Troy	MT
FIRST DOWNS	19	13
RUSHES-YARDS (NET)	31-81	39-77
PASSING YDS (NET)	235	126
Passes Att-Comp-Int	40-30-1	22-13-0
TOTAL OFFENSE PLAYS-YARDS	71-316	61-203
Fumble Returns-Yards	0-0	0-0
Punt Returns-Yards	6-60	0-0
Kickoff Returns-Yards	3-27	4-74
Interception Returns-Yards	0-0	1-29
Punts (Number-Avg)	6-40.3	7-43.4
Fumbles-Lost	1-0	2-1
Penalties-Yards	4-40	2-10
Possession Time	28:00	32:00
Third-Down Conversions	3 of 14	6 of 16
Fourth-Down Conversions	3 of 4	1 of 1
Red-Zone Scores-Chances	3-5	3-3
Sacks By: Number-Yards	3-16	4-34

**RUSHING:** Troy-Cattouse, Kenny 18-83; Bray, Justin 1-2; Haugabook, Omar 12-minus 4. Middle Tennessee-McNair, DeMarco 15-62; Gee, Desmond 3-16; Gross, Eugene 17-13; Marks, Clint 4-minus 14.

**PASSING:** Troy-Haugabook, Omar 30-40-1-235. Middle Tennessee-Marks, Clint 12-20-0-111; Craddock, Joe 0-1-0-0; Gee, Desmond 1-1-0-15.

**RECEIVING:** Troy-Hampton, Smokey 7-104; Banks, Gary 6-44; Davis, Andrew 5-23; Terry, Mykeal 4-29; Williams, Cornel 3-13; Rutledge, Toris 2-12; Cattouse, Kenny 2-4; East, Marlo 1-6. Middle Tennessee-Gee, Desmond 5-15; Williams, Bobby 3-44; Paschall, Luke 3-43; Chicola, S. 1-15; McNair, DeMarco 1-9.

**INTERCEPTIONS:** Troy-None. Middle Tennessee-Rainey, Justin 1-29.

**FUMBLES:** Troy-Cattouse, Kenny 1-0. Middle Tennessee-TEAM 1-1; Gee, Desmond 1-0.

Attendance: 17,812  
Total elapsed time: 3:11  
Weather: Sunny  
Temperature: 73



## Penalties, turnovers doom MT in first I-A bowl game

### Central Michigan 31, Middle Tennessee 14

Dec. 26, 2006 □ Ford Field □ Detroit, MI

by Adam Sparks, Daily News Journal

**DETROIT, Mich.** - MTSU's season-long spell wore off at Ford Field.

The Blue Raiders' first Division I-A bowl trip was spoiled in a 31-14 loss to Central Michigan in the 10th Annual Motor City Bowl.

A Motor City Bowl record crowd of 54,113 saw MTSU (7-6) stage a late rally, but it couldn't compensate for the early wounds inflicted by the fast-paced CMU (10-4) offense.

"I thought (a comeback) was realistic with five minutes left, and I thought it was realistic with three minutes left," first-year MTSU coach Rick Stockstill said. "They fought to the end, and that's all a coach can ask of his players. There's not a player in that locker room that thought we didn't have a chance."

MTSU recovered from an early 14-point deficit and a CMU offensive burst, but a second wave kept the Blue Raiders at bay.

The Chippewas used only 13 offensive snaps to score two quick touchdowns and three more plays to jump ahead 21-7 in the second quarter. Leading the charge was CMU quarterback Dan LeFevour, the Motor City Bowl most valuable player, who had 218 of his 231 total yards in the first half.

After CMU's starting surge, MTSU struggled to keep pace, as CMU won its first I-A bowl game in the program's third attempt.

Meanwhile, MTSU played its first overall I-A bowl in Stockstill's debut season.

"Our players walk out of here with their heads held high," Stockstill said. "What Middle Tennessee did (Tuesday), you can't put a price tag on. It will help short-term, and it will help this program long-term."

"For what these guys did this season, I will forever be indebted."

MTSU never caught up with CMU, and it took a large leap backward early in the third quarter when Clint Marks was picked off by CMU linebacker Doug Kress, who returned the interception 56 yards for a touchdown.

"Your defense scores in the second half — that really helped," CMU interim coach Jeff Quinn said. "Anytime your kids can step up in that role, you know you're going to have the outcome which we felt and did."

MTSU junior running back DeMarco McNair's 6-yard touchdown cut the Chippewas' advantage to 28-14,

but the rest of the Blue Raiders' fourth-quarter possessions finished short of paydirt.

MTSU outgained CMU 320 yards to 311, but the Blue Raiders were stifled by 103 penalty yards.

Marks finished 25-of-37 for 251 yards and two interceptions. MTSU true freshman Desmond Gee had a career-high nine receptions for 63 yards and a key 39-yard punt return.



However, CMU made its mark early on. Each positive for MTSU was met two-fold by the Mid-American Conference champion Chippewas.

MTSU senior running back Eugene Gross scored on a 3-yard run in the second quarter to cut the CMU lead to 14-7. However, MTSU's ensuing inside kick failed, and CMU answered with a four-play, 51-yard drive capped by LeFevour's 9-yard touchdown run to stretch the Chippewas' lead to 21-7 at halftime.

Any other MTSU scoring threats were countered by a costly penalty, turnover, or loss of possession on downs.

CMU was methodic on its opening possession, driving 69 yards on nine plays to paydirt.

Running back Ontario Sneed scored on a 1-yard dive over right guard, but the Chippewas' march was highlighted by two key third-down conversions.

On third-and-seven, LeFevour tossed a 26-yard pass to Justin Gardner, who slipped behind the MTSU secondary. Then following an MTSU tackle for loss by Jonathan Harris, LeFevour scrambled for 12 yards to the 1-yard line. The Chippewas went ahead 7-0 on the next snap.

MTSU was equally impressive on its first drive, but back-to-back sacks by defensive ends Mike Ogle and Daniel Bazuin stalled the Blue Raiders' progress.

Marks connected on all four passes for 60 yards during the first drive. His 17-yard pass to Jonathan Grigsby on third-and-23 set up a 39-yard field goal attempt, but Colby Smith hooked the kick wide left.

It only took CMU 51 seconds to go ahead 14-0, as Sneed pulled down a 29-yard swing pass for a touchdown. It capped a four-play, 78-yard scoring drive to the 5:53 mark of the first quarter.

CMU's 14 points tied for the second-most scored in a first quarter in the Motor City Bowl's 10-year history.

#### Scoring Summary

Score by Quarters	1	2	3	4	F
Middle Tennessee	0	7	0	7	14
Central Michigan	14	7	7	3	31

#### 1st Quarter

11:06 CM Sneed 1 run (Albreski kick)

5:53 CM Sneed 29 pass from LeFevour (Albreski kick)

#### 2nd Quarter

10:57 MT Gross 3 run (Smith kick)

10:18 CM LeFevour 9 run (Albreski kick)

#### 3rd Quarter

9:27 CM Kress 56 INT return (Albreski kick)

#### 4th Quarter

11:32 MT McNair 6 run (Smith kick)

3:22 CM Albreski 43 FG

	MT	CMU
FIRST DOWNS	19	22
RUSHES-YARDS (NET)	30-61	32-149
PASSING YDS (NET)	259	162
Passes Att-Comp-Int	41-27-2	26-16-0
TOTAL OFFENSE PLAYS-YARDS	71-320	58-311
Fumble Returns-Yards	0-0	0-0
Punt Returns-Yards	1-39	1-3
Kickoff Returns-Yards	4-61	3-46
Interception Returns-Yards	0-0	2-56
Punts (Number-Avg)	5-40.0	4-47.0
Fumbles-Lost	0-0	0-0
Penalties-Yards	10-103	4-55
Possession Time	36:41	23:19
Third-Down Conversions	6 of 15	5 of 12
Fourth-Down Conversions	0 of 1	0 of 0
Red-Zone Scores-Chances	2-2	2-3
Sacks By: Number-Yards	2-11	3-21

**RUSHING:** Middle Tennessee-Gross, Eugene 12-37; McNair, DeMarco 11-23; Gee, Desmond 1-13; Craddock, Joe 1-2; Marks, Clint 5-minus 14. Central Michigan-LeFevour, Dan 15-69; Sneed, Ontario 11-48; Archer, Marcel 4-26; Anderson, Bryan 1-11; LINSON, Damien 1-minus 5.

**PASSING:** Middle Tennessee-Marks, Clint 25-37-2-251; Craddock, Joe 2-4-0-8. Central Michigan-LeFevour, Dan 16-26-0-162.

**RECEIVING:** Middle Tennessee-Gee, Desmond 9-63; Grigsby, J. 5-86; Gross, Eugene 3-24; Williams, Bobby 3-21; Ingram, Pierre 2-15; McNair, DeMarco 2-13; Henry, Taron 1-16; Corder, Clinton 1-13; Cannon, M. 1-8. Central Michigan-Anderson, Bryan 6-51; Sneed, Ontario 6-48; Gardner, Justin 2-30; Cetoutte, Obed 1-20; Linson, Damien 1-13.

**INTERCEPTIONS:** Middle Tennessee-None. Central Michigan-Kress, Doug 1-56; Hissong, Calvin 1-0.

Attendance: 54,113  
Total elapsed time: 3:45  
Weather: Dome  
Temperature: 72



# 2006 Final Statistics

2006 SJN BELT CONFERENCE CHAMPIONS



RECORD:	OVERALL	HOME	AWAY	Sun Belt
ALL GAMES	7-6-0	3-2-0	4-4-0	6-1-0

DATE	OPPONENT	W/L	SCORE	ATT.
8/31	FLORIDA INTERNATIONAL	W	7-6	20,058
9/9	at Maryland	L	24-10	47,704
9/14	TENNESSEE TECH	W	44-0	20,806
9/23	at #16 Oklahoma	L	55-0	84,326
9/30	at North Texas	W	35-0	16,986
10/6	#8 LOUISVILLE (Nashville)	L	44-17	32,797
10/21	at Louisiana-Monroe	W	35-21	11,717
10/28	at Louisiana-Lafayette	W	34-20	21,485
11/4	FLORIDA ATLANTIC	W	35-14	18,712
11/11	at Arkansas State	W	38-10	10,176
11/18	at South Carolina	L	52-7	70,442
11/25	TROY	L	21-20	17,812
12/26	vs Central Michigan	L	31-14	54,113

SCORE BY QUARTERS	1st	2nd	3rd	4th	OT	Total
MT	54	79	62	101	0	296
Opponents	85	103	41	73	0	302

## TEAM STATISTICS

TEAM STATISTICS	MT	OPP
<b>SCORING</b>	<b>296</b>	<b>302</b>
Points Per Game	22.8	23.2
<b>FIRST DOWNS</b>	<b>206</b>	<b>238</b>
Rushing	99	90
Passing	91	134
Penalty	16	14
<b>RUSHING YARDAGE</b>	<b>1705</b>	<b>1563</b>
Yards gained rushing	2056	2038
Yards lost rushing	351	475
Rushing Attempts	474	431
Average Per Rush	3.6	3.6
Average Per Game	131.2	120.2
TDs Rushing	24	17
<b>PASSING YARDAGE</b>	<b>2007</b>	<b>2656</b>
Att-Cmp-Int	313-181-11	372-214-14
Average Per Pass	6.4	7.1
Average Per Catch	11.1	12.4
Average Per Game	154.4	204.3
TDs Passing	9	18
<b>TOTAL OFFENSE</b>	<b>3712</b>	<b>4219</b>
Total Plays	787	803
Average Per Play	4.7	5.3
Average Per Game	285.5	324.5
<b>KICK RETURNS: #-YARDS</b>	<b>46-1061</b>	<b>48-848</b>
<b>PUNT RETURNS: #-YARDS</b>	<b>17-142</b>	<b>31-250</b>
<b>INT RETURNS: #-YARDS</b>	<b>14-292</b>	<b>11-246</b>
<b>KICK RETURN AVERAGE</b>	<b>23.1</b>	<b>17.7</b>
<b>PUNT RETURN AVERAGE</b>	<b>8.4</b>	<b>8.1</b>
<b>INT RETURN AVERAGE</b>	<b>20.9</b>	<b>22.4</b>
<b>FUMBLES-LOST</b>	<b>19-10</b>	<b>26-13</b>
<b>PENALTIES-YARDS</b>	<b>72-552</b>	<b>53-456</b>
Average Per Game	42.5	35.1
<b>PUNTS-YARDS</b>	<b>70-2830</b>	<b>55-2176</b>
Average Per Punt	40.4	39.6
Net punt average	35.1	35.2
<b>TIME OF POSSESSION/GAME</b>	<b>32:11</b>	<b>27:39</b>
<b>3RD-DOWN CONVERSIONS</b>	<b>70/175</b>	<b>58/159</b>
3rd-Down Pct	40%	36%
<b>4TH-DOWN CONVERSIONS</b>	<b>6/13</b>	<b>11/22</b>
4th-Down Pct	46%	50%
<b>SACKS BY-YARDS</b>	<b>36-247</b>	<b>28-169</b>
<b>MISC YARDS</b>	<b>6</b>	<b>16</b>
<b>TOUCHDOWNS SCORED</b>	<b>39</b>	<b>39</b>
<b>FIELD GOALS-ATTEMPTS</b>	<b>8-13</b>	<b>10-17</b>
<b>ON-SIDE KICKS</b>	<b>0-1</b>	<b>2-2</b>
<b>RED-ZONE SCORES</b>	<b>33-36 92%</b>	<b>35-44 80%</b>
<b>RED-ZONE TOUCHDOWNS</b>	<b>27-36 75%</b>	<b>26-44 59%</b>
<b>PAT-ATTEMPTS</b>	<b>38-39 97%</b>	<b>38-39 97%</b>
<b>ATTENDANCE</b>	<b>110185</b>	<b>263444</b>
Games/Avg Per Game	5/22037	7/37635
Neutral Site Games		1/54113

## INDIVIDUAL STATISTICS

RUSHING	GP	Att	Gain	Loss	Net	Avg	TD	Long	Avg/G
Gross, Eugene	13	202	942	60	882	4.4	11	76	67.8
McNair, DeMarco	13	139	632	46	586	4.2	7	48	45.1
Gee, Desmond	13	62	296	19	277	4.5	5	17	21.3
Craddock, Joe	9	13	46	13	33	2.5	0	14	3.7

Jackson, P.	2	1	3	0	3	3.0	0	3	1.5
Smith, Colby	13	1	0	12	-12	-12.0	0	0	-0.9
TEAM	7	4	0	18	-18	-4.5	0	0	-2.6
Marks, Clint	13	52	137	183	-46	-0.9	1	45	-3.5
<b>Total</b>	<b>13</b>	<b>474</b>	<b>2056</b>	<b>351</b>	<b>1705</b>	<b>3.6</b>	<b>24</b>	<b>76</b>	<b>131.2</b>
<b>Opponents</b>	<b>13</b>	<b>431</b>	<b>2038</b>	<b>475</b>	<b>1563</b>	<b>3.6</b>	<b>17</b>	<b>88</b>	<b>120.2</b>

PASSING	G	Effic	Att-Cmp-Int	Pct	Yds	TD	Lng	Avg/G
Marks, Clint	13	120.29	171-283-9	60.4	1917	8	73	147.5
Craddock, Joe	9	55.42	9-24-1	37.5	75	0	19	8.3
Jackson, P.	2	0.00	0-3-0	0.0	0	0	0	0.0
Gee, Desmond	13	278.00	1-2-0	50.0	15	1	15	1.2
Robinson, Jay	6	-200.00	0-1-1	0.0	0	0	0	0.0
<b>Total</b>	<b>13</b>	<b>114.15</b>	<b>181-313-11</b>	<b>57.8</b>	<b>2007</b>	<b>9</b>	<b>73</b>	<b>154.4</b>
<b>Opponents</b>	<b>13</b>	<b>125.94</b>	<b>214-372-14</b>	<b>57.5</b>	<b>2656</b>	<b>18</b>	<b>73</b>	<b>204.3</b>

RECEIVING	G	No.	Yds	Avg	TD	Long	Avg/G
Williams, Bobby	13	36	378	10.5	1	55	29.1
Gee, Desmond	13	27	351	13.0	3	73	27.0
Grigsby, J.	13	24	319	13.3	0	53	24.5
Henry, Taron	13	16	247	15.4	1	30	19.0
McNair, DeMarco	13	16	139	8.7	0	27	10.7
Gross, Eugene	13	16	127	7.9	0	24	9.8
Paschall, Luke	13	13	156	12.0	1	30	12.0
Chicola, S.	13	9	79	8.8	2	19	6.1
Corder, Clinton	13	8	78	9.8	0	18	6.0
Birtsch, Hunter	10	4	27	6.8	0	15	2.7
Robinson, B.	11	3	31	10.3	0	21	2.8
Taylor, Rod	13	2	21	10.5	0	19	1.6
Cannon, M.	7	2	19	9.5	0	11	2.7
Ingram, Pierre	2	2	15	7.5	0	9	7.5
Robinson, Jay	6	2	11	5.5	1	7	1.8
Stephens, John	11	1	9	9.0	0	9	0.8
<b>Total</b>	<b>13</b>	<b>181</b>	<b>2007</b>	<b>11.1</b>	<b>9</b>	<b>73</b>	<b>154.4</b>
<b>Opponents</b>	<b>13</b>	<b>214</b>	<b>2656</b>	<b>12.4</b>	<b>18</b>	<b>73</b>	<b>204.3</b>

PUNT RETURNS	No.	Yds	Avg	TD	Long
Gee, Desmond	12	119	9.9	0	39
Robinson, B.	4	9	2.2	0	5
Nickson, Damon	1	14	14.0	0	14
<b>Total</b>	<b>17</b>	<b>142</b>	<b>8.4</b>	<b>0</b>	<b>39</b>
<b>Opponents</b>	<b>31</b>	<b>250</b>	<b>8.1</b>	<b>1</b>	<b>61</b>

INTERCEPTIONS	No.	Yds	Avg	TD	Long
Nickson, Damon	5	31	6.2	1	28
Doucet, Reggie	3	45	15.0	0	39
Robinson, B.	2	140	70.0	1	88
Harris, Jon.	1	7	7.0	0	7
Clemons, Lonnie	1	23	23.0	0	23
Polite, Roy	1	17	17.0	0	17
Rainey, Justin	1	29	29.0	0	29
<b>Total</b>	<b>14</b>	<b>292</b>	<b>20.9</b>	<b>2</b>	<b>88</b>
<b>Opponents</b>	<b>11</b>	<b>246</b>	<b>22.4</b>	<b>3</b>	<b>79</b>

KICK RETURNS	No.	Yds	Avg	TD	Long
Nickson, Damon	21	605	28.8	2	94
Tanner, Phillip	9	197	21.9	0	61
McNair, DeMarco	8	155	19.4	0	34
Corder, Clinton	3	33	11.0	0	21
Gee, Desmond	3	65	21.7	0	33
Taylor, Rod	1	6	6.0	0	6
TEAM	1	0	0.0	0	0
<b>Total</b>	<b>46</b>	<b>1061</b>	<b>23.1</b>	<b>2</b>	<b>94</b>
<b>Opponents</b>	<b>48</b>	<b>848</b>	<b>17.7</b>	<b>0</b>	<b>61</b>

FUMBLE RETURNS	No.	Yds	Avg	TD	Long
Rainey, Justin	1	50	50.0	1	50
Harris, Jon.	1	3	3.0	0	3
Clemons, Lonnie	1	40	40.0	1	40
<b>Total</b>	<b>3</b>	<b>93</b>	<b>31.0</b>	<b>2</b>	<b>50</b>
<b>Opponents</b>	<b>0</b>	<b>0</b>	<b>0.0</b>	<b>0</b>	<b>0</b>

SCORING	TD	FGs	Kick	Rush	Rcv	Pass	DXP	Saf	Points
Gross, Eugene	11	0-0	0-0	0-0	0	0-0	0	0	66
Smith, Colby	0	8-13	38-39	0-0	0	0-0	0	0	62
Gee, Desmond	8	0-0	0-0	0-0	0	0-0	0	0	48
McNair, DeMarco	7	0-0	0-0	0-0	0	0-0	0	0	42
Nickson, Damon	3	0-0	0-0	0-0	0	0-0	0	0	18
Chicola, S.	2	0-0	0-0	0-0	0	0-0	0	0	12
Henry, Taron	1	0-0	0-0	0-0	0	0-0	0	0	6



# 2006 Final Statistics

2006 SUN BELT CONFERENCE CHAMPIONS

Marks, Clint	1	0-0	0-0	0-0	0	0-0	0	0	6	<b>ALL PURPOSE</b>	<b>G</b>
Robinson, Jay	1	0-0	0-0	0-0	0	0-0	0	0	6	Gross, Eugene	<b>Rush</b>
Williams, Bobby	1	0-0	0-0	0-0	0	0-0	0	0	6	McNair, DeMarco	<b>Rec</b>
Robinson, B.	1	0-0	0-0	0-0	0	0-0	0	0	6	Gee, Desmond	<b>PR</b>
Paschall, Luke	1	0-0	0-0	0-0	0	0-0	0	0	6	Nickson, Damon	<b>KOR</b>
Clemons, Lonnie	1	0-0	0-0	0-0	0	0-0	0	0	6	Williams, Bobby	<b>IR</b>
Rainey, Justin	1	0-0	0-0	0-0	0	0-0	0	0	6	Grigsby, J.	<b>Tot</b>
<b>Total</b>	<b>39</b>	<b>8-13</b>	<b>38-39</b>	<b>0-0</b>	<b>0</b>	<b>0-0</b>	<b>0</b>	<b>0</b>	<b>296</b>	Henry, Taron	<b>Avg/G</b>
<b>Opponents</b>	<b>39</b>	<b>10-17</b>	<b>38-39</b>	<b>0-0</b>	<b>0</b>	<b>0-0</b>	<b>0</b>	<b>0</b>	<b>302</b>	Tanner, Phillip	

<b>TOTAL OFFENSE</b>	<b>G</b>	<b>Plays</b>	<b>Rush</b>	<b>Pass</b>	<b>Total</b>	<b>Avg/G</b>					
Marks, Clint	13	335	-46	1917	1871	143.9					
Gross, Eugene	13	202	882	0	882	67.8					
McNair, DeMarco	13	139	586	0	586	45.1					
Gee, Desmond	13	64	277	15	292	22.5					
Craddock, Joe	9	37	33	75	108	12.0					
Jackson, P.	2	4	3	0	3	1.5					
Smith, Colby	13	1	-12	0	-12	-0.9					
TEAM	7	4	-18	0	-18	-2.6					
<b>Total</b>	<b>13</b>	<b>787</b>	<b>1705</b>	<b>2007</b>	<b>3712</b>	<b>285.5</b>					
<b>Opponents</b>	<b>13</b>	<b>803</b>	<b>1563</b>	<b>2656</b>	<b>4219</b>	<b>324.5</b>					

<b>FIELD GOALS</b>	<b>FGM-FGA</b>	<b>Pct</b>	<b>17-29</b>	<b>30-39</b>	<b>40-49</b>	<b>50-99</b>	<b>Lg</b>	<b>Blk</b>					
Smith, Colby	8-13	61.5	5-5	1-2	2-6	0-0	48	1					

<b>PUNTING</b>	<b>No.</b>	<b>Yds</b>	<b>Avg</b>	<b>Long</b>	<b>TB</b>	<b>FC</b>	<b>I20</b>	<b>Blkd</b>					
Smith, Colby	69	2830	41.0	79	6	17	22	1					
TEAM	1	0	0.0	0	0	0	0	0					
<b>Total</b>	<b>70</b>	<b>2830</b>	<b>40.4</b>	<b>79</b>	<b>6</b>	<b>17</b>	<b>22</b>	<b>1</b>					
<b>Opponents</b>	<b>55</b>	<b>2176</b>	<b>39.6</b>	<b>57</b>	<b>5</b>	<b>10</b>	<b>14</b>	<b>0</b>					

<b>KICKOFFS</b>	<b>No.</b>	<b>Yds</b>	<b>Avg</b>	<b>TB</b>	<b>OB</b>	<b>Retn</b>	<b>Net</b>	<b>YdLn</b>					
King, Matt	47	2731	58.1	8	2								
Smith, Colby	12	656	54.7	2	0								
<b>Total</b>	<b>59</b>	<b>3387</b>	<b>57.4</b>	<b>10</b>	<b>2</b>	<b>848</b>	<b>39.6</b>	<b>25</b>					
<b>Opponents</b>	<b>59</b>	<b>3416</b>	<b>57.9</b>	<b>13</b>	<b>1</b>	<b>1061</b>	<b>35.5</b>	<b>29</b>					

Gross, Eugene	13	882	127	0	0	0	0	0	1009	<b>77.6</b>
McNair, DeMarco	13	586	139	0	155	0	0	0	880	<b>67.7</b>
Gee, Desmond	13	277	351	119	65	0	0	0	812	<b>62.5</b>
Nickson, Damon	13	0	0	14	605	31	0	0	650	<b>50.0</b>
Williams, Bobby	13	0	378	0	0	0	0	0	378	<b>29.1</b>
Grigsby, J.	13	0	319	0	0	0	0	0	319	<b>24.5</b>
Henry, Taron	13	0	247	0	0	0	0	0	247	<b>19.0</b>
Tanner, Phillip	13	0	0	0	197	0	0	0	197	<b>15.2</b>
Robinson, B.	11	0	31	9	0	140	0	0	180	<b>16.4</b>
Paschall, Luke	13	0	156	0	0	0	0	0	156	<b>12.0</b>
Corder, Clinton	13	0	78	0	33	0	0	0	111	<b>8.5</b>
Chicola, S.	13	0	79	0	0	0	0	0	79	<b>6.1</b>
Doucet, Reggie	13	0	0	0	0	45	0	0	45	<b>3.5</b>
Craddock, Joe	9	33	0	0	0	0	0	0	33	<b>3.7</b>
Rainey, Justin	13	0	0	0	0	29	0	0	29	<b>2.2</b>
Birtsch, Hunter	10	0	27	0	0	0	0	0	27	<b>2.7</b>
Taylor, Rod	13	0	21	0	6	0	0	0	27	<b>2.1</b>
Clemons, Lonnie	12	0	0	0	0	23	0	0	23	<b>1.9</b>
Cannon, M.	7	0	19	0	0	0	0	0	19	<b>2.7</b>
Polite, Roy	13	0	0	0	0	17	0	0	17	<b>1.3</b>
Ingram, Pierre	2	0	15	0	0	0	0	0	15	<b>7.5</b>
Robinson, Jay	6	0	11	0	0	0	0	0	11	<b>1.8</b>
Stephens, John	11	0	9	0	0	0	0	0	9	<b>0.8</b>
Harris, Jon.	12	0	0	0	0	7	0	0	7	<b>0.6</b>
Jackson, P.	2	3	0	0	0	0	0	0	3	<b>1.5</b>
Smith, Colby	13	-12	0	0	0	0	0	0	-12	<b>-0.9</b>
TEAM	7	-18	0	0	0	0	0	0	-18	<b>-2.6</b>
Marks, Clint	13	-46	0	0	0	0	0	0	-46	<b>-3.5</b>
<b>Total</b>	<b>13</b>	<b>1705</b>	<b>2007</b>	<b>142</b>	<b>1061</b>	<b>292</b>	<b>5207</b>	<b>400.5</b>		
<b>Opponents</b>	<b>13</b>	<b>1563</b>	<b>2656</b>	<b>250</b>	<b>848</b>	<b>246</b>	<b>5563</b>	<b>427.9</b>		

## DEFENSIVE STATISTICS

	GP	-----Tackles-----			-Sacks-		---Pass Def---			-Fumbles-		Blkd Kick	Saf
		UT	AT	Total	For Loss	No-Yards	Int-Yds	PD	QBH	Rcv-Yds	FF		
25 Sabb, J.K.	13	46	23	69	14.5-69	4.0-30	2	.	.	1	.	.	
1 Rainey, Justin	13	40	29	69	8.5-55	4.0-30	1-29	4	.	1	1	.	
5 Nickson, Damon	13	41	20	61	3.0-13	1.0-8	5-31	2	.	2	.	.	
39 Brandon, Marcus	13	31	18	49	5.5-16	1.0-7	.	3	.	.	.	.	
43 Walden, Erik	13	34	14	48	14.5-90	11.5-83	.	1	.	1-0	3	.	
8 Harris, Jon.	12	32	840	3.5-14	1.0-7	1-7	4	.	3-3	2	.	.	
27 Doucet, Reggie	13	34	640	2.0-3	.	3-45	8	.	.	.	.	.	
45 Mosley, Sean	13	21	19	40	9.5-22	2.0-9	.	2	.	2-0	4	.	
19 Jones, Tavares	13	22	16	38	9.5-43	5.5-38	.	1	1	2-0	.	.	
24 Robinson, B.	11	24	13	37	1.0-3	.	2-140	3	.	.	.	.	
32 Stewart, Dana	13	27	835	3.5-6	1.0-2	.	.	1	.	1-0	1	.	
97 Jenkins, Trevor	13	24	11	35	10.5-24	.	.	.	.	.	.	.	
6 Polite, Roy	13	28	634	3.0-11	.	1-17	8	.	.	.	.	.	
44 Carmichael, D.	11	15	11	26	3.5-15	1.0-9	.	.	.	.	.	.	
29 Clemons, Lonnie	12	10	12	22	1.5-6	.	1-23	.	.	1-40	1	.	
56 Hofacker, Wes	13	13	619	6.0-20	1.0-7	.	.	.	1-0	.	.	.	
7 Suber, Alex	11	13	417	.	.	.	.	.	.	.	.	.	
21 Tanner, Phillip	13	13	316	1.0-3	1.0-3	.	.	.	.	.	.	.	
95 Presley, J.	13	5	813	2.0-12	1.0-7	.	.	.	.	.	.	.	
30 Robinson, Cam	12	5	49	0.5-2	.	.	.	.	.	.	.	.	
89 Taylor, Rod	13	5	27	.	.	.	.	.	.	.	.	.	
98 McCoy, Chris	11	3	36	1.0-7	1.0-7	.	.	.	.	1	.	.	
92 Perry, Brandon	8	1	45	.	.	.	.	.	.	.	.	.	
15 Gantt, Brandon	9	2	35	.	.	.	.	.	.	1	.	.	
78 Mason, Derek	10	3	14	1.0-2	.	.	.	.	.	.	.	.	
22 McNair, DeMarco	13	3	.3	.	.	.	.	.	.	.	.	.	
18 Alley, Dustin	7	3	.3	.	.	.	.	.	.	.	.	.	
42 Parks, Jonathan	12	3	.3	.	.	.	.	.	.	.	.	.	
82 Ingle, Alvin	2	1	12	.	.	.	.	.	.	.	.	.	
80 Corder, Clinton	13	2	.2	.	.	.	.	.	.	.	.	.	
55 Sapp, C.	6	2	.2	.	.	.	.	.	.	.	.	.	
94 Shropshire, D.	13	2	.2	.	.	.	.	.	.	.	.	.	
20 Gross, Eugene	13	1	.1	.	.	.	.	.	.	.	.	.	
11 Dunleavy, C.	1	1	.1	.	.	.	.	.	.	.	.	.	
26 Wilson, Jordan	2	.	11	.	.	.	.	.	.	.	.	.	
90 Anderson, Chris	2	1	.1	.	.	.	.	.	.	.	.	.	
83 Grigsby, J.	13	1	.1	.	.	.	.	.	.	1	.	.	
79 Nix, Brandon	13	.	.	.	.	.	.	.	1-0	.	.	.	
<b>Total</b>	<b>13</b>	<b>512</b>	<b>254</b>	<b>766</b>	<b>105-436</b>	<b>36-247</b>	<b>14-29240</b>	<b>1</b>	<b>13-93</b>	<b>18</b>	<b>1</b>	<b>.</b>	
<b>Opponents</b>	<b>13</b>	<b>507</b>	<b>296</b>	<b>803</b>	<b>84.0-317</b>	<b>28-169</b>	<b>11-24630</b>	<b>11</b>	<b>9-0</b>	<b>11</b>	<b>2</b>	<b>.</b>	

# Team Game-by-Game

2006 SJC BELT CONFERENCE CHAMPIONS



Game	Score	1st Downs	T.O.P.	Rushing (No.-Yds-TD)	Passing (Cmp-Att-Yds-TD)	Total Offense (TP-Yds-TD)	3rd Down Conversions	Turnovers (Int.-Fum-Tot)
Middle Tennessee vs FIU	7 6	12 15	31:48 28:12	35-92-1 25-97-1	11-18-83-0 22-39-150-0	53-175-1 64-247-1	2-14 4-16	1-0-1 0-1-1
Middle Tennessee at Maryland	10 24	21 16	34:04 25:56	33-105-1 34-135-3	22-41-216-0 11-16-139-0	74-321-1 50-274-3	9-16 3-8	1-2-3 0-1-1
Middle Tennessee vs Tennessee Tech	44 0	14 11	25:49 34:11	29-174-3 33-10-0	12-24-127-2 13-28-125-0	53-301-6 61-135-0	5-13 3-15	1-0-1 3-2-5
Middle Tennessee at Oklahoma	0 59	7 21	29:49 30:11	28-22-0 44-190-3	6-20-73-0 14-20-272-3	48-95-0 64-462-8	1-11 4-9	2-3-5 0-2-2
Middle Tennessee at North Texas	35 0	24 8	40:41 19:19	57-212-4 24-40-0	13-18-154-1 7-16-63-0	75-366-5 40-103-0	10-15 1-9	0-0-0 1-2-3
Middle Tennessee vs Louisville	17 44	15 26	34:36 25:24	35-83-0 31-186-2	17-34-167-1 17-32-340-3	69-250-2 63-526-5	6-17 7-13	0-1-1 1-1-2
Middle Tennessee at UL Monroe	35 21	24 15	33:08 26:52	46-215-3 29-102-2	19-24-234-2 15-28-184-1	70-449-5 57-286-3	6-11 4-13	1-3-4 0-0-0
Middle Tennessee at UL Lafayette	34 20	17 17	34:32 25:28	37-101-2 30-154-0	19-27-244-1 12-24-182-1	64-345-4 54-336-2	6-15 4-9	1-0-1 4-2-6
Middle Tennessee vs Florida Atlantic	35 14	13 23	27:44 32:16	36-271-3 45-103-1	5-11-71-0 21-39-267-1	47-342-5 84-370-2	3-8 6-15	1-1-2 2-2-4
Middle Tennessee at Arkansas State	38 10	15 20	25:42 31:59	37-211-4 45-162-0	11-14-134-0 14-35-146-1	51-345-5 80-308-1	6-12 7-17	0-0-0 1-0-1
Middle Tennessee at South Carolina	7 52	12 25	31:43 28:17	32-81-0 28-154-2	6-19-119-1 22-29-391-5	51-200-1 57-545-7	4-12 7-9	0-0-0 0-1-1
Middle Tennessee vs Troy	20 21	13 19	32:00 28:00	39-77-1 31-81-1	13-22-126-0 30-40-235-2	61-203-2 71-316-3	6-16 3-14	0-0-0 1-0-1
Middle Tennessee vs Central Michigan	14 31	19 22	36:41 23:19	30-61-2 32-149-2	27-41-259-0 16-26-162-1	71-320-2 58-311-4	6-15 5-12	2-0-2 0-0-0

## INSIDE THE RED ZONE

Game	Middle Tennessee	Opponent
Florida International	0-1 (0 TD, 0 FG)	1-1 (1 TD, 0 FG)
Maryland	1-2 (1 TD, 0 FG)	4-5 (3 TD, 1 FG)
Tennessee Tech	6-6 (5 TD, 1 FG)	0-1 (0 TD, 0 FG)
Oklahoma	0-0 (0 TD, 0 FG)	6-7 (5 TD, 1 FG)
North Texas	5-5 (5 TD, 0 FG)	0-0 (0 TD, 0 FG)
Louisville	2-2 (1 TD, 1 FG)	6-6 (3 TD, 3 FG)
UL Monroe	4-4 (4 TD, 0 FG)	2-2 (2 TD, 0 FG)
UL Lafayette	4-4 (2 TD, 2 FG)	2-2 (0 TD, 2 FG)
Florida Atlantic	2-3 (2 TD, 0 FG)	2-4 (2 TD, 0 FG)
Arkansas State	4-4 (3 TD, 1 FG)	2-3 (1 TD, 1 FG)
South Carolina	0-0 (0 TD, 0 FG)	5-5 (4 TD, 1 FG)
Troy	3-3 (2 TD, 1 FG)	3-5 (3 TD, 0 FG)
Central Michigan	2-2 (2 TD, 0 FG)	2-3 (2 TD, 0 FG)
<b>Total</b>	<b>33-36 (27 TD, 6 FG)</b>	<b>35-44 (26 TD, 9 FG)</b>

## BLUE RAIDERS ON OPENING DRIVES

Game	1st Half	2nd Half
Florida International	Punt	Punt
Maryland	FG	Punt
Tennessee Tech	Punt	TD
Oklahoma	Punt	Punt
North Texas	TD	Punt
Louisville	TD (KO Return)	Punt
UL Monroe	INT	TD
UL Lafayette	INT	Punt
Florida Atlantic	INT	TD (KO Return)
Arkansas State	Punt	TD
South Carolina	TD	Punt
Troy	Punt	Punt
Central Michigan	MFG	Interception

## TAKEAWAY/GIVEAWAY

Game	Middle Tennessee			Opponents			DIF
	FUM	INT	TOT	FUM	INT	TOT	
FIU	0	1	1	1	0	1	0
UM	2	1	3	1	0	1	-2
TTU	0	1	1	2	3	5	+4
OU	3	2	5	2	0	2	-3
UNT	0	0	0	1	2	3	+3
UL	0	1	1	1	1	2	+1
ULM	3	1	4	0	0	0	-4
ULL	0	1	1	2	4	6	+5
FAU	1	1	2	2	2	4	+2
ASU	0	0	0	0	1	1	+1
USC	0	0	0	1	0	1	+1
Troy	0	0	0	0	1	1	+1
Central Mich.	0	2	2	0	0	0	-2
<b>Total</b>	<b>9</b>	<b>11</b>	<b>20</b>	<b>13</b>	<b>14</b>	<b>27</b>	<b>+7</b>

## KICKOFFS

**COLBY SMITH**  
 Touchbacks: 2  
 Opponent Returns: 8  
 Fair Catches: 0  
 Onside Kick: 2  
 Average Depth: 7.3 (73) (on-side kick not included)  
 Average Drive Start: 26.4 (264) (on-side kick not included)

**MATT KING**  
 Touchbacks: 8  
 Opponent Returns: 36  
 Fair Catches: 1  
 Out of Bounds: 2  
 Average Depth: 6.3 (295) (on-side kick not included)  
 Average Drive Start: 25.5 (1,197) (on-side kick not included)



# Individual Game-by-Game

2006 SUN BELT CONFERENCE CHAMPIONS

- Media Information
- Preview
- Players
- About Middle Tennessee
- Staff
- 2006 Review
- Opponents
- History
- Records

RUSHING	No-Yds/TD	FIU	UM	TTU	OU	NT	UL	ULM	ULL	FAU	ASU	USC	Troy	CMU
Gross, Eugene	202-882/11	18-76/1	13-74/1	11-23/1	7--8/0	20-88/2	13-50/0	21-100/1	23-94/1	21-208/2	15-79/1	11-48/0	17-13/0	12-37/1
McNair, DeMarco	139-586/7	9-51/0	13-46/0	5-29/1	9-37/0	17-62/1	13-24/0	18-91/2	8-5/0	5-25/0	9-98/2	7-33/0	15-62/0	11-23/1
Gee, Desmond	62-277/5	-	-	7-61/1	6-14/0	16-59/1	5-26/0	3-18/0	3-6/0	6-35/1	8-25/1	4-4/0	3-16/1	1-13/0
Craddock, Joe	13-33/0	3--3/0	DNP	2-11/0	2-3/0	DNP	-	DNP	-	-	DNP	5-20/0	-	1-2/0
Jackson, P.	1-3/0	DNP	DNP	-	DNP	DNP	DNP	DNP	DNP	DNP	DNP	1-3/0	DNP	DNP
Smith, Colby	1--12/0	-	1--12/0	-	-	-	-	-	-	-	-	-	-	-
Marks, Clint	52--46/1	5--32/0	6--3/0	4-50/0	4--24/0	4-3/0	3--4/0	2-9/0	3--4/1	3-5/0	5-9/0	4--27/0	4--14/0	5--14/0

RECEIVING	No-Yds/TD	FIU	UM	TTU	OU	NT	UL	ULM	ULL	FAU	ASU	USC	Troy	CMU
Williams, Bobby	36-378/1	3-30/0	7-71/0	3-51/0	2-37/0	3-24/1	4-27/0	5-48/0	2-18/0	-	-	1-7/0	3-44/0	3-21/0
Gee, Desmond	27-351/3	-	-	-	-	-	2-15/0	6-109/1	2-30/1	-	2-46/0	1-73/1	5-15/0	9-63/0
Grigsby, J.	24-319/0	1-5/0	7-59/0	1-5/0	2-18/0	3-71/0	2-36/0	-	2-28/0	1-11/0	-	-	-	5-86/0
Henry, Taron	16-247/1	4-39/0	-	1-13/1	-	1-28/0	1-26/0	-	5-85/0	-	2-29/0	1-11/0	-	1-16/0
Paschall, Luke	13-156/1	-	-	2-20/1	1-15/0	3-21/0	1-8/0	1-20/0	-	1-18/0	1-11/0	-	3-43/0	-
McNair, DeMarco	16-139/0	-	3-32/0	1-5/0	-	-	1-6/0	2-6/0	4-45/0	2-35/0	-	-	1-9/0	2-13/0
Gross, Eugene	16-127/0	1-4/0	1-23/0	1-1/0	-	2-1/0	3-45/0	-	2-19/0	-	2-1/0	1-9/0	-	3-24/0
Chicola, S.	9-79/2	-	1-7/0	-	1-3/0	-	1-7/1	2-14/0	1-4/0	-	1-19/0	1-10/0	1-15/1	-
Corder, Clinton	8-78/0	-	3-24/0	-	-	1-9/0	1-5/0	-	-	-	2-27/0	-	-	1-13/0
Robinson, B.	3-31/0	-	-	DNP	-	-	-	2-30/0	DNP	-	1-1/0	-	-	-
Birtsch, Hunter	4-27/0	2-5/0	-	-	-	-	-	-	1-15/0	1-7/0	-	DNP	DNP	DNP
Taylor, Rod	2-21/0	-	-	2-21/0	-	-	-	-	-	-	-	-	-	-
Cannon, M.	2-19/0	-	-	1-11/0	DNP	DNP	DNP	-	-	DNP	DNP	-	DNP	1-8/0
Ingram, Pierre	2-15/0	DNP	DNP	DNP	DNP	DNP	DNP	DNP	-	DNP	DNP	DNP	DNP	2-15/0
Robinson, Jay	2-11/1	DNP	DNP	DNP	DNP	DNP	1-4/0	1-7/1	-	-	-	-	DNP	DNP
Stephens, John	1-9/0	-	-	-	DNP	DNP	-	-	-	-	-	1-9/0	-	-

## PASSING

#17 Marks, Clint	Att	Comp	Int	Pct	Yards	TD	Long	Sack	Yds	Effic
FIU	17	10	1	58.8	79	0	18	5	32	86.1
Maryland	41	22	1	53.7	216	0	25	3	11	93.0
Tennessee Tech	20	10	1	50.0	106	2	55	1	8	117.5
Oklahoma	9	3	1	33.3	40	0	22	3	22	48.4
North Texas	18	13	0	72.2	154	1	53	1	6	162.4
Louisville	33	17	0	51.5	167	1	32	1	4	104.0
Louisiana Monroe	24	19	1	79.2	234	2	54	1	4	180.2
Louisiana-Lafayette	26	19	1	73.1	244	1	30	1	7	156.9
Florida Atlantic	11	5	1	45.5	71	0	23	1	9	81.5
Arkansas State	14	11	0	78.6	134	0	35	0	0	159.0
South Carolina	13	5	0	38.5	110	1	73	3	23	134.9
Troy	20	12	0	60.0	111	0	30	3	16	106.6
Central Michigan	37	25	2	67.6	251	0	25	3	21	113.7
<b>TOTALS</b>	<b>283</b>	<b>171</b>	<b>9</b>	<b>60.4</b>	<b>1917</b>	<b>8</b>	<b>73</b>	<b>26</b>	<b>163</b>	<b>120.3</b>

#12 Craddock, Joe	Att	Comp	Int	Pct	Yards	TD	Long	Sack	Yds	Effic
FIU	1	1	0	100.0	4	0	4	1	5	133.6
Tennessee Tech	3	2	0	66.7	21	0	19	0	0	125.5
Oklahoma	11	3	1	27.3	33	0	15	0	0	34.3
South Carolina	4	1	0	25.0	9	0	9	1	1	43.9
Troy	1	0	0	0.0	0	0	0	0	0	0.0
Central Michigan	4	2	0	50.0	8	0	5	0	0	66.8
<b>TOTALS</b>	<b>24</b>	<b>9</b>	<b>1</b>	<b>37.5</b>	<b>75</b>	<b>0</b>	<b>19</b>	<b>2</b>	<b>6</b>	<b>55.4</b>

#10 Jackson, P.	Att	Comp	Int	Pct	Yards	TD	Long	Sack	Yds	Effic
Tennessee Tech	1	0	0	0.0	0	0	0	0	0	0.0
South Carolina	2	0	0	0.0	0	0	0	0	0	0.0
<b>TOTALS</b>	<b>3</b>	<b>0</b>	<b>0</b>	<b>0.0</b>	<b>0</b>	<b>0</b>	<b>0</b>	<b>0</b>	<b>0</b>	<b>0.0</b>

## PUNTING

No-Avg-In20	46 Smith
Florida International	9-43.4-4
Maryland	2-39.0-1
Tennessee Tech	6-39.8-2
Oklahoma	8-39.0-1
North Texas	4-39.0-2
Louisville	6-41.2-2
Louisiana-Monroe	2-36.0-1
Louisiana-Lafayette	5-46.4-2
Florida Atlantic	4-35.2-1
Arkansas State	3-44.7-2
South Carolina	8-40.5-2
Troy	7-43.4-0
Central Michigan	5-40.0-2

## FIELD GOALS

Made	Missed	46 Smith
Florida International		40
Maryland		42
Tennessee Tech		24
Oklahoma		None
North Texas		None
Louisville		23, 47
Louisiana-Monroe		None
Louisiana-Lafayette		31, 23
Florida Atlantic		40
Arkansas State		29, 43
South Carolina		None
Troy		26, 48
Central Michigan		39

# 2006 Start Chart/Tackles

2006 SJN BELT CONFERENCE CHAMPIONS



## OFFENSE

OPPONENT	QB	TB	WR	WR	WR	TE	LT	LG	C	RG	RT
FIU	Marks	Gross	Williams	Grigsby	Henry	Corder	Dunbar	Thompson	Cantrell	Nix	Franklin
Maryland	Marks	Gross	Williams	Chicola (te)	Henry	Corder	Dunbar	Price	Cantrell	Nix	Franklin
TTU	Marks	Gross	Birtsch (fb)	Grigsby	Henry	Corder	Dunbar	Nix	Cantrell	Price	Franklin
Oklahoma	Marks	McNair	Gross (fb)	Paschall	Henry	Chicola	Dunbar	Nix	Cantrell	Price	Thompson
North Texas	Marks	Gross	Williamson (fb)	Williams	Henry	Chicola	Dunbar	Thompson	Cantrell	Gates	Franklin
Louisville	Marks	Gross	Birtsch (fb)	Williams	Henry	Chicola	Dunbar	Thompson	Cantrell	Gates	Franklin
ULM	Marks	Gross	Chicola (te)	Paschall	Grigsby	Corder	Dunbar	Thompson	Cantrell	Gates	Franklin
ULL	Marks	Gross	Birtsch (fb)	Williams	Henry	Corder	Dunbar	Thompson	Cantrell	Gates	Franklin
FAU	Marks	Gross	Birtsch	Williams	Henry	Corder	Dunbar	Thompson	Gates	Nix	Franklin
Arkansas St.	Marks	Gross	Gee (wr)	Williams	Henry	Corder	Dunbar	Nix	Cantrell	Gates	Franklin
USC	Marks	Gross	Gee (wr)	Williams	Henry	Corder	Dunbar	Nix	Cantrell	Gates	Franklin
Troy	Marks	Gross	Dutton (fb)	Williams	Henry	Corder	Dunbar	Nix	Cantrell	Gates	Franklin
CMU	Marks	Gee (wr)	Williams	Grigsby	Henry	Chicola	Dunbar	Nix	Cantrell	Gates	Franklin

## DEFENSE

OPPONENT	LE	T	T	RE	SAM	MIKE	WILL	LC	SS	FS	RC
FIU	Jones	Jenkins	Presley	Mosley	Brandon	Dunleavy	Sabb	Robinson	Harris	Nickson	Doucet
Maryland	Jones	Jenkins	Hofacker	Mosley	Brandon	Rainey	Sabb	Robinson	Harris	Nickson	Polite
TTU	Jones	Jenkins	Hofacker	Mosley	Brandon	Rainey	Sabb	Doucet	Stewart	Nickson	Polite
Oklahoma	Jones	Jenkins	Hofacker	Mosley	Brandon	Rainey	Sabb	Robinson	Harris	Nickson	Polite
North Texas	Jones	Jenkins	Hofacker	Mosley	Brandon	Rainey	Sabb	Robinson	Harris	Nickson	Polite
Louisville	Jones	Jenkins	Hofacker	Mosley	Brandon	Rainey	Sabb	Robinson	Harris	Nickson	Doucet
ULM	Jones	Jenkins	Clemons (lb)	Mosley	Suber (db)	Rainey	Sabb	Polite	Harris	Nickson	Doucet
ULL	Jones	Jenkins	Hofacker	Mosley	Brandon	Rainey	Clemons	Polite	Harris	Nickson	Suber
FAU	Jones	Jenkins	Hofacker	Mosley	Brandon	Rainey	Clemons	Polite	Harris	Nickson	Suber
Arkansas St.	Jones	Jenkins	Hofacker	Mosley	Brandon	Rainey	Clemons	Robinson	Harris	Nickson	Polite
USC	Jones	Jenkins	Hofacker	Mosley	Brandon	Rainey	Clemons	Robinson	Harris	Nickson	Polite
Troy	Jones	Jenkins	Hofacker	Mosley	Brandon	Rainey	Sabb	Robinson	Harris	Nickson	Doucet
CMU	Jones	Jenkins	Hofacker	Mosley	Suber (db)	Rainey	Sabb	Robinson	Harris	Nickson	Doucet

## 2006 GAME-BY-GAME TACKLES

TOTAL TACKLES	UA-A	TOT	FIU	MD	TTU	OU	NT	UL	ULM	ULL	FAU	ASU	USC	TU	CM
Sabb, J.K. LB	46-23	69	3-3	4-4	5-0	6-2	5-3	2-2	2-2	3-2	2-1	1-1	4-1	8-1	1-1
Rainey, Justin LB	40-29	69	2-4	4-2	4-0	3-1	1-0	3-1	2-1	2-4	8-3	3-3	4-2	3-4	2-3
Nickson, Damon	40-20	60	4-2	1-3	3-0	2-2	1-2	7-0	4-1	5-1	1-0	3-4	5-0	2-2	3-2
Brandon, Marcus LB	31-18	49	3-2	1-1	5-2	1-0	2-1	2-2	1-0	2-2	6-2	1-2	3-1	4-0	1-2
Walden, Erik DE	34-14	48	1-0	2-1	3-1	4-1	0-0	5-1	3-0	0-1	3-0	5-2	3-0	4-2	3-3
Harris, Jon.	33-8	41	1-1	3-1	DNP	2-0	0-1	5-0	4-1	3-1	2-0	2-1	2-1	6-0	3-1
Doucet, Reggie CB	34-6	40	4-0	4-2	3-0	3-0	0-0	3-1	2-0	4-0	2-0	3-2	2-0	5-0	0-0
Mosley, Sean DE	20-19	39	0-1	2-0	2-1	2-3	2-1	1-2	2-1	1-0	2-3	1-0	1-5	3-2	1-0
Jones, Tavares DE	22-16	38	1-0	1-1	0-2	2-2	5-0	1-3	4-1	1-0	4-0	1-1	0-2	1-2	2-1
Robinson, B. CB	24-13	37	5-0	2-1	DNP	0-2	3-2	1-0	3-1	DNP	6-0	0-2	1-0	1-1	3-3
Jenkins, Trevor DL	25-11	36	3-0	2-3	1-1	2-0	0-1	3-1	3-2	3-1	1-0	4-1	0-0	1-1	2-0
Stewart, Dana	27-8	35	1-0	1-0	5-0	3-2	2-1	2-2	1-0	4-0	3-0	1-1	2-0	3-1	0-0
Polite, Roy CB	28-6	34	3-0	4-0	0-1	2-1	1-0	0-1	3-0	1-0	4-0	3-2	2-0	2-0	3-1
Carmichael, D. LB	15-11	26	DNP	1-0	3-1	2-2	0-2	1-0	1-0	0-1	0-0	7-3	DNP	DNP	1-1
Clemons, Lonnie LB	10-12	22	0-0	0-1	1-0	0-0	DNP	0-0	1-0	0-4	2-2	2-4	1-1	2-0	1-0
Hofacker, Wes DL	13-6	19	2-0	1-0	4-0	0-0	0-1	0-0	1-0	0-0	2-1	0-1	2-2	1-1	0-0
Tanner, Phillip DB/RB	13-3	16	0-0	0-0	1-1	1-0	2-1	1-0	1-0	0-1	4-0	2-0	0-0	1-0	0-0
Suber, Alex DB	13-3	16	0-0	0-0	0-0	DNP	0-0	0-0	2-0	1-1	4-0	0-0	2-0	1-2	3-0
Presley, J. DL	5-8	13	1-0	0-1	0-0	2-0	1-0	0-0	0-0	0-0	1-0	0-1	0-2	0-4	0-0
Robinson, Cam LB	5-4	9	DNP	1-0	1-1	1-1	1-0	0-0	0-0	0-0	0-0	0-1	1-1	0-0	0-0
McCoy, Chris DE	3-3	6	2-0	0-1	0-0	0-1	0-0	0-0	0-1	1-0	0-0	0-0	0-0	0-0	DNP
Gantt, B. S	2-3	5	0-0	0-0	1-0	0-1	0-1	0-0	DNP	0-1	0-0	0-0	1-0	0-0	0-0
Perry, Brandon DT	2-3	5	DNP	DNP	DNP	0-1	0-0	DNP	1-0	0-0	0-0	0-2	1-0	0-0	DNP
Sapp, C. DL	2-0	2	0-0	0-0	1-0	1-0	0-0	DNP	DNP	DNP	0-0	DNP	0-0	DNP	0-0
Anderson, Chris DL	1-0	1	1-0	DNP	0-0	DNP	DNP	DNP	DNP	DNP	DNP	DNP	DNP	DNP	DNP
Dunleavy, C. LB	1-0	1	1-0	DNP	DNP	DNP	DNP	DNP	DNP	DNP	DNP	DNP	DNP	DNP	DNP



# Player Participation

2006 SUN BELT CONFERENCE CHAMPIONS

No.	Name	GP/GS	FIU	MD	TTU	OU	NT	UL	ULM	ULL	FAU	ASU	USC	TU	CMU
18	Alley, Dustin	7/-	...	...	...	...	...	...	XXX	XXX	XXX	XXX	XXX	XXX	XXX
90	Anderson, Chris	2/-	XXX	...	XXX	...	...	...	...	...	...	...	...	...	...
61	Becher, Cade	8/-	XXX	XXX	XXX	XXX	XXX	XXX	...	XXX	...	...	XXX	...	...
47	Bell, Walt	11/-	XXX	XXX	XXX	XXX	XXX	XXX	XXX	XXX	...	...	XXX	XXX	XXX
38	Birtsch, Hunter	10/4	XXX	XXX	START	XXX	XXX	START	XXX	START	START	START	XXX	...	...
70	Bortner, R.	12/-	XXX	XXX	XXX	XXX	XXX	XXX	XXX	XXX	...	...	XXX	XXX	XXX
39	Brandon, Marcus	13/11	START	START	START	START	START	START	XXX	START	START	START	START	START	XXX
88	Cannon, M.	7/-	XXX	XXX	XXX	...	...	...	XXX	XXX	...	...	XXX	...	XXX
50	Cantrell, Paul	12/12	START	START	START	START	START	START	START	START	...	START	START	START	START
44	Carmichael, D.	11/-	...	XXX	XXX	XXX	XXX	XXX	XXX	XXX	XXX	...	XXX	XXX	XXX
85	Chicola, S.	13/7	XXX	START	XXX	START	START	START	XXX	XXX	START	XXX	XXX	START	...
29	Clemons, Lonnie	12/5	XXX	XXX	XXX	XXX	...	XXX	START	START	START	START	START	XXX	XXX
80	Corder, Clinton	13/9	START	START	START	XXX	XXX	START	XXX	START	START	START	START	START	XXX
12	Craddock, Joe	9/-	XXX	...	XXX	XXX	...	XXX	...	XXX	XXX	...	XXX	XXX	XXX
27	Doucet, Reggie	13/5	START	XXX	START	XXX	XXX	START	START	XXX	XXX	XXX	XXX	START	XXX
54	Dunbar, F.	13/13	START	START	START	START	START	START	START	START	START	START	START	START	START
11	Dunleavy, C.	1/1	START	...	...	...	...	...	...	...	...	...	...	...	...
40	Dutton, Josh	5/1	...	...	...	...	...	...	XXX	...	XXX	...	XXX	START	XXX
73	Franklin, G.	12/12	START	START	START	...	START	START	START	START	START	START	START	START	START
15	Gantt, Brandon	9/-	...	...	XXX	XXX	XXX	XXX	...	XXX	XXX	...	XXX	XXX	XXX
57	Gates, Marcus	11/9	...	...	XXX	XXX	START	START	START	START	START	START	START	START	START
2	Gee, Desmond	13/3	XXX	XXX	XXX	XXX	XXX	XXX	XXX	XXX	START	START	START	XXX	START
83	Grigsby, J.	13/4	START	XXX	START	XXX	XXX	XXX	START	XXX	XXX	XXX	XXX	XXX	START
20	Gross, Eugene	13/12	START	START	START	START	START	START	START	START	START	START	START	START	XXX
8	Harris, Jon	12/12	START	START	...	START	START	START	START	START	START	START	START	START	START
75	Hawkins, Chris	-/-	...	...	...	...	...	...	...	...	...	...	...	...	...
13	Henry, Taron	13/12	START	START	START	START	START	START	XXX	START	START	START	START	START	START
56	Hofacker, Wes	13/11	XXX	START	START	START	START	START	XXX	START	START	START	START	START	START
65	Howard, Darrell	3/-	...	...	XXX	XXX	...	XXX	...	...	...	...	...	...	...
82	Ingle, Alvin	2/-	...	XXX	XXX	...	...	...	...	...	...	...	...	...	...
4	Ingram, Pierre	2/-	...	...	...	...	...	...	XXX	...	...	...	...	...	XXX
10	Jackson, P.	2/-	...	...	XXX	...	...	...	...	...	...	...	XXX	...	...
97	Jenkins, Trevor	13/13	START	START	START	START	START	START	START	START	START	START	START	START	START
19	Jones, Tavares	13/13	START	START	START	START	START	START	START	START	START	START	START	START	START
35	King, Matt	11/-	...	XXX	XXX	...	XXX	XXX	XXX	XXX	XXX	XXX	XXX	XXX	XXX
76	Lewis, Jamal	-/-	...	...	...	...	...	...	...	...	...	...	...	...	...
96	Long, Matt	1/-	...	...	...	...	...	...	...	...	...	XXX	...	...	...
17	Marks, Clint	13/13	START	START	START	START	START	START	START	START	START	START	START	START	START
78	Mason, Derek	10/-	...	XXX	XXX	XXX	XXX	...	XXX	XXX	XXX	...	XXX	XXX	XXX
98	McCoy, Chris	11/-	XXX	XXX	XXX	XXX	XXX	XXX	XXX	XXX	...	XXX	XXX	...	...
22	McNair, DeMarco	13/1	XXX	XXX	XXX	START	XXX	XXX	XXX	XXX	XXX	XXX	XXX	XXX	XXX
45	Mosley, Sean	13/13	START	START	START	START	START	START	START	START	START	START	START	START	START
5	Nickson, Damon	13/13	START	START	START	START	START	START	START	START	START	START	START	START	START
79	Nix, Brandon	13/9	START	START	START	START	XXX	XXX	XXX	START	START	START	START	START	START
42	Parks, Jonathan	12/-	XXX	XXX	XXX	XXX	XXX	XXX	XXX	XXX	...	XXX	XXX	XXX	XXX
81	Paschall, Luke	13/2	XXX	XXX	XXX	START	XXX	XXX	START	XXX	XXX	XXX	XXX	XXX	XXX
92	Perry, Brandon	8/-	...	...	...	XXX	XXX	...	XXX	XXX	XXX	XXX	XXX	XXX	...
6	Polite, Roy	13/10	XXX	START	START	START	START	XXX	START	START	START	START	START	XXX	START
95	Presley, J.	13/1	START	XXX	XXX	XXX	XXX	XXX	XXX	XXX	XXX	XXX	XXX	XXX	XXX
77	Price, David	9/3	XXX	START	START	START	XXX	XXX	XXX	XXX	...	...	XXX	...	...
1	Rainey, Justin	13/12	XXX	START	START	START	START	START	START	START	START	START	START	START	START
31	Raymond, David	4/-	...	XXX	...	...	XXX	XXX	...	...	...	XXX	...	...	...
63	Ritter, Chris	2/-	...	...	XXX	XXX	...	...	...	...	...	...	...	...	...
91	Roberts, B.	1/-	...	...	XXX	...	...	...	...	...	...	...	...	...	...
24	Robinson, B.	11/9	START	START	...	START	START	START	XXX	...	XXX	START	START	START	START
30	Robinson, Cam	12/-	...	XXX	XXX	XXX	XXX	XXX	XXX	XXX	XXX	XXX	XXX	XXX	XXX
9	Robinson, Jay	6/-	...	...	...	...	XXX	XXX	XXX	XXX	XXX	XXX	XXX	...	...
36	Robinson, Ryan	2/-	...	...	XXX	...	...	...	...	...	XXX	...	...	...	...
25	Sabb, J.K.	13/9	START	START	START	START	START	START	START	XXX	XXX	XXX	XXX	START	START
55	Sapp, C.	6/-	...	...	XXX	XXX	XXX	...	...	XXX	...	XXX	...	XXX	...
94	Shropshire, D.	13/-	XXX	XXX	XXX	XXX	XXX	XXX	XXX	XXX	XXX	XXX	XXX	XXX	XXX
46	Smith, Colby	13/-	XXX	XXX	XXX	XXX	XXX	XXX	XXX	XXX	XXX	XXX	XXX	XXX	XXX
18	Steed, Ronald	3/-	XXX	XXX	XXX	...	...	...	...	...	...	...	...	...	...
41	Stephens, John	11/-	XXX	XXX	XXX	...	...	XXX	XXX	XXX	XXX	XXX	XXX	XXX	XXX
32	Stewart, Dana	13/1	XXX	XXX	START	XXX	XXX	XXX	XXX	XXX	XXX	XXX	XXX	XXX	XXX
7	Suber, Alex	11/4	XXX	XXX	...	XXX	XXX	XXX	START	START	START	...	XXX	XXX	START
21	Tanner, Phillip	13/-	XXX	XXX	XXX	XXX	XXX	XXX	XXX	XXX	XXX	XXX	XXX	XXX	XXX
89	Taylor, Rod	13/-	XXX	XXX	XXX	XXX	XXX	XXX	XXX	XXX	XXX	XXX	XXX	XXX	XXX
72	Thompson, Mark	13/7	START	XXX	XXX	START	START	START	START	START	START	XXX	XXX	XXX	XXX
43	Walden, Erik	13/-	XXX	XXX	XXX	XXX	XXX	XXX	XXX	XXX	XXX	XXX	XXX	XXX	XXX
87	Williams, Bobby	13/9	START	START	XXX	XXX	START	START	XXX	START	START	XXX	START	START	START
33	Williamson, Coy	5/1	XXX	XXX	XXX	XXX	START	...	...	...	...	...	...	...	...
26	Wilson, Jordan	2/-	XXX	...	XXX	...	...	...	...	...	...	...	...	...	...

Career Games Played/Started					
No.	Name	Career GP-GS	2005 GP-S	2004 GP-S	2003 GP-S
1	J. Rainey	28-21	3-0	12-8	-
2	D. Gee	13-3	-	-	-
3	S. Simpson	0-0	-	-	-
4	P. Ingram	27-3	8-0	10-3	6-0
5	D. Nickson	35-22	11-3	11-6	-
6	Polite	35-11	11-0	11-1	-
7	A. Suber	14-4	3-0	-	-
8	J. Harris	34-30	11-10	9-8	2-0
9	J. Robinson	6-0	-	-	-
10	P. Jackson	2-0	-	-	-
11	C. Dunleavy	12-5	11-4	-	-
12	J. Craddock	10-0	0-0	-	-
13	T. Henry	33-18	11-4	9-2	-
17	C. Marks	42-36	11-11	11-10	7-2
18	D. Alley	7-0	0-0	0-0	0-0
19	T. Jones	35-14	11-1	11-0	-
20	E. Gross	47-33	11-9	11-5	12-7
21	P. Tanner	13-0	-	-	-
22	D. McNair	24-1	0-0	11-0	-
23	A. Webb	0-0	-	-	-
24	Robinson	33-30	11-11	11-10	-
25	J.K. Sabb	24-18	11-10	-	-
27	R. Doucet	24-5	11-0	-	-
29	L. Clemons	23-6	11-0	-	-
30	C. Robinson	12-0	-	-	-
31	D. Raymond	4-0	-	-	-
32	Stewart	31-1	8-0	10-0	-
33	C. Williamson	5-1	-	-	-
36	R. Robinson	1-0	-	-	-
36	M. Zacco	0-0	-	-	-
37	A. Glover	22-0	11-0	11-0	-
38	H. Birtsch	25-6	11-13-0	1-1	-
39	M. Brandon	25-12	10-0	2-0	-
40	J. Dutton	6-1	-	-	-
41	Stephens	18-0	7-0	-	-
42	J. Parks	25-0	0-0	1-0	11-0
43	E. Walden	34-12	11-8	10-4	-
44	D. Carmichael	11-0	-	-	-
45	S. Mosley	35-27	11-5	11-9	-
46	C. Smith	47-0	11-0	11-0	12-0
47	W. Bell	37-1	11-1	11-0	4-0
48	A. Wade	0-0	-	-	-
49	A. Wicker	0-0	-	-	-
50	P. Cantrell	30-12	11-0	7-0	-
52	G. Tucker	0-0	-	-	-
54	F. Dunbar	24-18	11-5	-	-
55	C. Sapp	25-4	4-0	5-1	10-3
56	W. Hofacker	13-11	-	-	-
57	M. Gates	45-26	11-8	11-9	12-0
61	C. Becher	18-0	7-0	2-0	-
62	E. Lettsome	0-0	-	-	-
63	C. Ritter	2-0	0-0	-	-
65	D. Howard	4-0	1-0	-	-
70	R. Bortner	24-6	11-6	-	-
71	J.C. Moore	0-0	-	-	-
72	M. Thompson	13-7	0-0	-	-
73	G. Franklin	45-44	11-11	11-11	11-10
75	C. Hawkins	0-0	-	-	-
76	J. Lewis	0-0	-	-	-
77	D. Price	10-3	-	-	-
78	D. Mason	11-0	0-0	-	-
79	B. Nix	32-15	11-6	8-0	-
80	C. Corder	36-12	11-0	-	12-3
81	L. Paschall	25-2	4-0	4-0	4-0
82	A. Ingle	2-0	-	-	-
83	J. Grigsby	18-4	5-0	-	-
84	D. Galvin	0-0	0-0	-	-
85	S. Chicola	35-18	11-8	11-4	-
86	P. Honeycutt	0-0	0-0	-	-
87	B. Williams	24-20	11-10	-	-
88	M. Cannon	10-1	2-1	-	-
89	R. Taylor	13-0	-	-	-
90	C. Anderson	2-0	0-0	-	-
91	B. Roberts	1-0	-	-	-
92	B. Perry	16-0	8-0	-	-
94	M. Long	0-0	-	-	-
95	J. Presley	18-1	5-0	-	-
96	D. Shropshire	13-0	-	-	-
97	T. Jenkins	23-13	10-0	-	-
98	C. McCoy	12-0	-	-	-

# 2006 Long Plays

2006 SJC BELT CONFERENCE CHAMPIONS



## 20-YARD PLUS PLAYS

Yards	Type	Player(s)	Opponent
*94	KR	Nickson, Damon	Florida Atlantic
*88	KR	Nickson, Damon	Louisville
76	Rush	Gross, Eugene	Florida Atlantic
*73	Pass	Gee, Desmond from Marks, Clint	South Carolina
61	KR	Tanner, Phillip	Tennessee Tech
*56	Rush	Gross, Eugene	Florida Atlantic
55	Pass	Williams, Bobby from Marks, Clint	Tennessee Tech
*54	Pass	Gee, Desmond from Marks, Clint	Louisiana Monroe
53	Pass	Grigsby, J. from Marks, Clint	North Texas
52	INT	Robinson, B.	Florida Atlantic
*50	FR	Rainey, Justin	Florida Atlantic
*48	Rush	McNair, DeMarco	Arkansas State
45	Rush	Marks, Clint	Tennessee Tech
*40	FR	Clemons, Lonnie	Tennessee Tech
40	KR	Nickson, Damon	Louisville
39	PR	Gee, Desmond	Central Michigan
39	Rush	Gross, Eugene	Maryland
39	INT	Doucet, Reggie	Tennessee Tech
37	KR	Nickson, Damon	Louisiana-Lafayette
35	KR	Nickson, Damon	Louisiana Monroe
35	Pass	Gee, Desmond from Marks, Clint	Arkansas State
34	KR	McNair, DeMarco	Oklahoma
34	KR	Nickson, Damon	Troy
*33	Rush	Gross, Eugene	FIU
33	KR	Gee, Desmond	Louisville
32	Pass	Grigsby, J. from Marks, Clint	Louisville
30	Pass	Henry, Taron from Marks, Clint	Louisiana-Lafayette
30	Pass	Paschall, Luke from Marks, Clint	Troy
29	INT	Rainey, Justin	Troy
29	KR	Tanner, Phillip	Louisiana Monroe
28	KR	Tanner, Phillip	Louisiana-Lafayette
28	Pass	Henry, Taron from Marks, Clint	North Texas
*28	INT	Nickson, Damon	Louisiana-Lafayette
27	KR	Nickson, Damon	Central Michigan
27	Pass	McNair, DeMarco from Marks, Clint	Louisiana-Lafayette
27	KR	Nickson, Damon	South Carolina
26	Rush	Gross, Eugene	Louisiana-Lafayette
26	Pass	Gee, Desmond from Marks, Clint	Louisiana Monroe
26	KR	Nickson, Damon	South Carolina
26	Pass	Henry, Taron from Marks, Clint	Louisville
25	Pass	Grigsby, J. from Marks, Clint	Central Michigan
25	Pass	Grigsby, J. from Marks, Clint	Maryland
24	Pass	Williams, Bobby from Marks, Clint	Maryland
24	Pass	Gross, Eugene from Marks, Clint	Louisville
24	Rush	Gross, Eugene	Arkansas State
24	KR	Nickson, Damon	Troy
23	Pass	Gross, Eugene from Marks, Clint	Maryland
23	Pass	McNair, DeMarco from Marks, Clint	Florida Atlantic
23	Rush	McNair, DeMarco	Arkansas State
23	INT	Clemons, Lonnie	Florida Atlantic
22	Pass	Williams, Bobby from Marks, Clint	Oklahoma
22	KR	Nickson, Damon	Louisiana-Lafayette
22	Pass	Henry, Taron from Marks, Clint	Louisiana-Lafayette
22	Pass	Henry, Taron from Marks, Clint	Arkansas State
22	Rush	McNair, DeMarco	Troy
*22	Pass	Gee, Desmond from Marks, Clint	Louisiana-Lafayette
21	Pass	Gee, Desmond from Marks, Clint	Louisville
21	Rush	Gross, Eugene	Florida Atlantic
21	KR	Corder, Clinton	Arkansas State
21	Pass	Robinson, B. from Marks, Clint	Louisiana Monroe
20	Pass	Henry, Taron from Marks, Clint	Louisiana-Lafayette
20	KR	Nickson, Damon	South Carolina
20	KR	McNair, DeMarco	FIU
20	Pass	Paschall, Luke from Marks, Clint	Louisiana Monroe*

\*touchdown scored on play

## LONG PLAYS BY THE NUMBERS

Long Plays By Yards	No.	TD
100+	0	0
90-99	1	1
80-89	1	1
70-79	2	1
60-69	1	0

50-59	7	3
40-49	4	2
30-39	13	1
20-29	37	2

Long Plays By Type	No.	TD
Rushing	11	3
Passing	28	3
Punt returns	1	0
Kick returns	19	2
Interceptions	5	1
Fumble returns	2	2
Other	0	0
<b>TOTAL</b>	<b>66</b>	<b>11</b>

## 20-YARD PLUS BY PLAYER

Player	No.	TD	R	P	KR	PR	IR	FR
Nickson, Damon	13	3	0	0	12	0	1	0
Gross, Eugene	9	2	7	2	0	0	0	0
Gee, Desmond	8	3	0	6	1	1	0	0
McNair, DeMarco	7	1	3	2	2	0	0	0
Henry, Taron	7	0	0	7	0	0	0	0
Grigsby, J.	5	0	0	5	0	0	0	0
Tanner, Phillip	3	0	0	0	3	0	0	0
Williams, Bobby	3	0	0	3	0	0	0	0
Clemons, Lonnie	2	1	0	0	0	0	1	1
Rainey, Justin	2	1	0	0	0	0	1	1
Robinson, B.	2	0	0	1	0	0	1	0
Paschall, Luke	2	0	0	2	0	0	0	0
Corder, Clinton	1	0	0	0	1	0	0	0
Doucet, Reggie	1	0	0	0	0	0	1	0
Marks, Clint	1	0	1	0	0	0	0	0
<b>TOTAL</b>	<b>66</b>	<b>11</b>	<b>11</b>	<b>28</b>	<b>19</b>	<b>1</b>	<b>5</b>	<b>2</b>

## LONGEST PLAYS OF THE YEAR

### Rushing

76 Gross, Eugene vs Florida Atlantic (11/4/2006)

### Rushing Touchdown

56 Gross, Eugene vs Florida Atlantic (11/4/2006)

### Passing

72 Gee, Desmond from Marks, Clint vs South Carolina (11/18/2006)

### Passing Touchdown

54 Gee, Desmond from Marks, Clint vs Louisiana Monroe (10/21/2006)

### Punt Return

39 Gee, Desmond vs Central Michigan (12/26/2006)

### Kick Return

94 Nickson, Damon vs Florida Atlantic (11/4/2006)

### Interception Return

88 Robinson, B. vs Arkansas State (11/11/06)

### Fumble Return

50 Rainey, Justin vs Florida Atlantic (11/4/2006)

### Punt

79 Smith, Colby vs FIU (8/31/2006)

### Field Goal

48 Smith, Colby vs Troy (11/25/2006)



# Offensive/Defensive Drives

2006 SUN BELT CONFERENCE CHAMPIONS

## OFFENSE

Game 1 PL-YDS	Florida International Time	Result	Score
3-(-1)	2:11	Punt	0-6
4-28	2:38	Punt	0-6
5-12	3:26	MFG	0-6
5-21	2:51	Punt	0-6
10-82	4:24	TD	7-6
4-10	2:17	Punt	7-6
6-15	3:51	Punt	7-6
1-0	:34	INT	7-6
3-6	:01	Punt	7-6
3-(-12)	2:36	Punt	7-6
3-3	2:22	Punt	7-6
7-31	3:58	Punt	7-6

Game 2 PL-YDS	Maryland Time	Result	Score
13-66	6:01	FG	3-7
4-16	2:08	Fumble	3-10
10-41	3:44	Downs	3-10
9-20	3:54	Fumble	3-17
4-31	1:11	Clock	3-17
3-(-11)	3:13	Punt	3-17
17-80	8:28	TD	10-24
4-20	3:01	Punt	10-24
2-0	:36	INT	10-24
9-53	2:42	Downs	10-24

Game 3 PL-YDS	Tennessee Tech Time	Result	Score
3-7	2:01	Punt	0-0
8-82	3:30	FG	3-0
5-14	2:20	Punt	3-0
3-(-3)	1:13	Punt	3-0
3-1	1:05	Punt	3-0
3-0	2:40	Punt	3-0
3-(-3)	1:33	Punt	3-0
5-29	2:15	TD	9-0
1-0	:18	INT	9-0
3-7	:52	TD	16-0
2-61	:28	TD	23-0
3-16	1:34	TD	30-0
3-3	1:52	Punt	30-0
9-82	4:08	TD	44-0

Game 4 PL-YDS	Oklahoma Time	Result	Score
3-8	1:33	Punt	0-0
5-28	2:27	Fumble	0-3
4-6	2:28	Punt	0-10
1-0	:25	INT	0-17
3-5	1:43	Punt	0-24
1-(-2)	:32	fumble	0-31
3-(-13)	2:12	Punt	0-31
3-4	2:23	Clock	0-45
4-11	2:33	Punt	0-52
2-5	1:00	INT	0-52
5-23	3:08	Punt	0-59
3-1	1:59	Punt	0-59
5-10	3:23	Punt	0-59
6-9	2:59	Downs	0-59

Game 5 PL-YDS	North Texas Time	Result	Score
4-26	1:44	TD	7-0
8-63	2:52	TD	14-0
7-16	3:52	Downs	14-0
6-17	3:16	Punt	14-0
12-61	5:59	TD	21-0
6-12	2:04	Punt	21-0
3-9	2:29	Punt	21-0
9-78	5:11	TD	28-0
5-17	3:41	Punt	28-0
15-80	9:33	TD	35-0

Game 6 PL-YDS	Louisville Time	Result	Score
3-0	1:44	Punt	7-3
4-8	2:03	FG	10-3
9-28	3:46	MFG	10-3
9-43	3:10	Punt	10-10
3-1	1:18	Punt	10-13
3-(-5)	1:40	Punt	10-16
3-5	2:00	Punt	10-23
10-48	5:45	Downs	10-23
4-29	2:02	Punt	10-30
9-38	3:25	INT	10-30
13-58	6:44	TD	17-37
1-(-13)	:33	Clock	17-44

Game 7 PL-YDS	Louisiana-Monroe Time	Result	Score
6-33	2:43	INT	0-0
6-35	3:40	Punt	0-0
11-84	4:37	TD	7-0
9-66	3:57	TD	14-7

3-12	1:06	Fumble	14-14
3-1	:45	Fumble	14-21
5-67	2:18	TD	21-21
3-2	1:41	Punt	21-21
3-77	:27	TD	28-21
12-61	7:00	TD	35-21
7-35	3:31	Fumble	35-21
2-(-8)	1:23	Clock	35-21

Game 8 PL-YDS	Louisiana-Lafayette Time	Result	Score
2-13	:34	INT	0-7
3-7	2:36	Punt	0-7
10-65	4:08	TD	7-7
7-32	3:32	FG	10-7
8-61	3:21	TD	17-10
5-14	2:22	Punt	24-10
7-41	5:03	Punt	24-10
6-19	3:24	Punt	24-13
10-45	5:00	FG	27-13
3-41	1:19	TD	34-13
3-5	:49	Punt	34-20
3-7	2:24	Clock	34-20

Game 9 PL-YDS	Florida Atlantic Time	Result	Score
1-0	:22	INT	0-0
5-15	4:36	MFG	0-0
5-15	2:48	Punt	0-0
13-85	6:36	TD	7-0
4-8	2:33	Punt	7-0
3-28	1:25	TD	14-0
5-(-6)	3:40	Punt	21-7
5-98	3:22	Fumble	21-7
4-18	3:44	TD	28-14
3-56	1:27	Punt	35-14

Game 10 PL-YDS	Arkansas State Time	Result	Score
3-2	1:56	Punt	0-0
7-39	3:29	TD	7-0
8-47	2:05	FG	10-0
6-20	3:48	Punt	10-0
8-32	4:42	MFG	10-3
7-56	3:05	TD	24-36
4-20	2:12	Punt	24-3
6-57	3:32	TD	31-3
1-48	:22	TD	38-10
3-9	2:19	Clock	38-10

Game 11 PL-YDS	South Carolina Time	Result	Score
1-73	:30	TD	7-0
5-5	2:46	Punt	7-0
3-4	2:07	Punt	7-7
6-11	4:26	Punt	7-14
6-(-8)	3:41	Punt	7-21
3-4	1:58	Punt	7-28
3-13	:17	Clock	7-28
3-1	1:42	Punt	7-31
9-16	5:23	Punt	7-38
4-22	3:59	Punt	7-45
8-46	4:42	Clock	7-52

Game 12 PL-YDS	Troy Time	Result	Score
3-(-11)	:52	Punt	0-0
12-39	6:15	FG	3-0
12-66	6:07	TD	10-0
3-1	1:20	Punt	10-0
8-44	1:44	FG	13-7
5-11	3:45	Punt	13-7
3-(-9)	2:01	Punt	13-7
3-4	1:56	Punt	13-7
3-2	1:14	Punt	13-7
5-48	2:50	TD	20-7
5-18	2:38	Punt	20-7
1-0	:03	Clock	20-21

Game 13 PL-YDS	Central Michigan Time	Result	Score
8-50	5:05	MFG	0-7
3-0	:39	Punt	0-14
12-80	6:01	TD	7-14
7-35	4:31	Punt	7-21
6-15	1:58	Punt	7-21
9-33	5:23	INT	7-28
3-(-15)	2:09	Punt	7-28
9-41	4:51	Punt	7-28
4-14	1:55	TD	14-28
4-9	:40	MFG	14-28
7-59	2:38	INT	14-31

Game 1 PL-YDS	Florida International Time	Result	Score
17-80	7:48	TD	6-0
6-24	2:33	Punt	6-0
2-16	:57	Fumble	6-0
3-6	1:25	Punt	6-0
6-26	2:12	Punt	6-0
1-(-2)	1:00	Clock	6-7
4-22	2:06	Punt	6-7
3-5	1:06	Punt	6-7
8-15	5:05	MFG	6-7
3-8	1:06	Punt	6-7
5-31	2:26	Punt	6-7
6-20	2:15	Punt	6-7
1-(-2)	:18	Clock	6-7

Game 2 PL-YDS	Maryland Time	Result	Score
4-39	2:17	TD	7-0
7-47	2:36	FG	10-3
3-(-2)	1:51	Punt	10-3
9-61	4:19	TD	17-3
5-20	1:59	MFG	17-3
5-41	2:18	TD	24-3
11-34	6:30	MFG	24-10
3-7	1:58	Punt	24-10
6-22	3:14	Clock	24-10

Game 3 PL-YDS	Tennessee Tech Time	Result	Score
5-32	3:05	Punt	0-0
3-9	2:19	Punt	0-0
3-9	2:42	Punt	0-3
3-(-3)	1:43	Punt	0-3
3-0	2:30	Punt	0-3
4-12	1:15	INT	0-3
3-(-3)	1:21	Punt	0-3
2-(-14)	:43	Clock	0-3
9-38	4:53	MFG	0-9
3-1	1:21	INT	0-9
11-41	4:40	Downs	0-16
3-(-4)	1:41	INT	0-23
2-22	:51	Fumble	0-30
2-20	:58	Fumble	0-37
3-7	2:29	Punt	0-37
3-7	1:40	Clock	0-44

Game 4 PL-YDS	Oklahoma Time	Result	Score
7-27	2:33	FG	3-0
5-48	1:39	TD	10-0
3-76	:35	TD	17-0
5-62	1:13	TD	31-0
4-6	2:27	Downs	31-0
9-52	4:26	TD	38-0
5-24	2:38	TD	45-0
5-67	2:06	TD	52-0
12-51	6:59	Punt	52-0
2-(-3)	:50	Fumble	52-0
4-21	2:14	Punt	59-0
2-13	1:13	Fumble	59-0
2-13	1:01	Clock	59-0

Game 5 PL-YDS	North Texas Time	Result	Score
4-4	1:56	Fumble	0-0
3-2	1:26	Punt	0-7
6-14	2:47	INT	0-14
3-1	:33	Punt	0-14
3-(-5)	2:16	Punt	0-14
3-7	1:14	Punt	0-21
1-3	:01	Clock	0-21
3-(-13)	2:31	Punt	0-21
3-16	:56	Punt	0-21
5-22	2:12	Punt	0-28
5-37	2:50	Punt	0-28
1-15	:26	Clock	0-35

Game 6 PL-YDS	Louisville Time	Result	Score
10-59	4:23	FG	3-0
3-0	:47	Punt	3-7
3-3	1:50	Punt	3-10
2-70	:21	Punt	10-10
11-84	3:59	FG	13-10
9-52	3:39	FG	16-10
6-80	1:12	TD	23-10
3-6	1:37	Punt	23-10
5-69	1:41	TD	30-10
4-24	1:33	INT	30-10
4-44	1:51	TD	37-10
6-50	2:49	TD	44-17

Game 7 PL-YDS	Louisiana-Monroe Time	Result	Score
4-20	2:32	Punt	0-0

4-28	2:40	Punt	0-0
9-80	3:46	TD	7-7
8-80	3:28	TD	14-14
1-32	:18	TD	21-14
3-5	:28	Clock	21-14
6-4	3:36	Punt	21-14
3-0	1:50	Punt	21-21
9-38	5:46	Punt	21-21
3-0	:44	Punt	21-28
3-1	:54	Punt	21-35
4-2	:50	Downs	21-35

Game 8 PL-YDS	Louisiana-Lafayette Time	Result	Score
4-18	1:57	Fumble	0-0
5-28	3:08	INT	7-0
2-19	:40	Fumble	7-7
9-47	4:19	FG	10-10
1-5	:37	INT	10-24
3-1	2:26	Punt	10-24
13-86	5:07	FG	13-24
3-8	1:56	Punt	13-24
5-22	2:18	Downs	13-27
6-80	1:44	TD	20-34
3-16	:39	INT	20-34
2-11	:17	INT	20-34

Game 9 PL-YDS	Florida Atlantic Time	Result	Score
12-48	5:16	MFG	0-0
2-2	1:06	INT	0-0
6-8	3:05	Punt	0-0
3-6	1:34	Punt	0-0
3-6	1:45	Punt	0-7
1-(-3)	:13	Fumble	0-7
7-74	1:52	TD	7-14
3-(-13)	1:42	Punt	7-21
15-80	6:53	Downs	7-21
9-49	3:22	Fumble	7-28
14-81	3:14	TD	14-28
9-37	1:32	INT	14-28
1-(-2)	:44	Clock	14-35

Game 10 PL-YDS	Arkansas State Time	Result	Score
5-19	1:44	Downs	0-0
3-0	1:39	Punt	0-7
7-47	3:47		



# 2006 Superlatives

2006 SJC BELT CONFERENCE CHAMPIONS



## INDIVIDUAL GAME HIGHS

Rushes	23	Gross, Eugene at Louisiana-Lafayette (Oct 28, 2006)
Yards Rushing	208	Gross, Eugene vs Florida Atlantic (Nov. 4, 2006)
TD Rushes	2	Gross, Eugene at North Texas (Sep 30, 2006) McNair, DeMarco at Louisiana Monroe (Oct 21, 2006) Gross, Eugene vs Florida Atlantic (Nov. 4, 2006) McNair, DeMarco at Arkansas State (Nov 11, 2006)
Long Rush	76	Gross, Eugene vs Florida Atlantic (Nov. 4, 2006)
Pass attempts	41	Marks, Clint at Maryland (Sep 09, 2006)
Pass completions	25	Marks, Clint vs Central Michigan (Dec 26, 2006)
Yards Passing	251	Marks, Clint vs Central Michigan (Dec 26, 2006)
TD Passes	2	Marks, Clint vs Tennessee Tech (Sep 14, 2006) Marks, Clint at Louisiana Monroe (Oct 21, 2006) Marks, Clint at South Carolina (Nov 18, 2006)
Long Pass	73	Gee, Desmond vs Central Michigan (Dec 26, 2006)
Receptions	9	Gee, Desmond at Louisiana Monroe (Oct 21, 2006)
Yards Receiving	109	Henry, Taron vs Tennessee Tech (Sep 14, 2006) Paschall, Luke vs Tennessee Tech (Sep 14, 2006) Williams, Bobby at North Texas (Sep 30, 2006) Chicola, S. vs Louisville (Oct. 6, 2006) Gee, Desmond at Louisiana Monroe (Oct 21, 2006) Robinson, Jay at Louisiana Monroe (Oct 21, 2006) Gee, Desmond at Louisiana-Lafayette (Oct 28, 2006) Gee, Desmond at South Carolina (Nov 18, 2006) Chicola, S. vs Troy (Nov 25, 2006)
Long Reception	73	Gee, Desmond at South Carolina (Nov 18, 2006)
Field Goals	2	Smith, Colby at Louisiana-Lafayette (Oct 28, 2006) Smith, Colby vs Troy (Nov 25, 2006)
Long Field Goal	48	Smith, Colby vs Troy (Nov 25, 2006)
Punts	9	Smith, Colby vs FIU (Aug 31, 2006)
Punting Avg	46.4	Smith, Colby at Louisiana-Lafayette (Oct 28, 2006)
Long Punt	79	Smith, Colby vs FIU (Aug 31, 2006)
Long Punt Return	39	Gee, Desmond vs Central Michigan (Dec 26, 2006)
Long Kickoff Return	94	Nickson, Damon vs Florida Atlantic (Nov. 4, 2006)
Tackles	11	Rainey, Justin vs Florida Atlantic (Nov. 4, 2006)
Sacks	2.5	Walden, Erik vs Troy (Nov 25, 2006)
Tackles For Loss	3.5	Walden, Erik vs Troy (Nov 25, 2006)
Interceptions	4	Nickson, Damon at Louisiana-Lafayette (Oct 28, 2006)

## TEAM GAME HIGHS

Rushes	57	at North Texas (Sep 30, 2006)
Yards Rushing	271	vs Florida Atlantic (Nov. 4, 2006)
Yards Per Rush	7.5	vs Florida Atlantic (Nov. 4, 2006)
TD Rushes	4	at North Texas (Sep 30, 2006) at Arkansas State (Nov 11, 2006) at Maryland (Sep 09, 2006) vs Central Michigan (Dec 26, 2006)
Pass attempts	41	vs Central Michigan (Dec 26, 2006)
Pass completions	27	vs Central Michigan (Dec 26, 2006)
Yards Passing	259	vs Central Michigan (Dec 26, 2006)
Yards Per Pass	9.8	at Louisiana Monroe (Oct 21, 2006)
TD Passes	2	vs Tennessee Tech (Sep 14, 2006) at Louisiana Monroe (Oct 21, 2006)
Total Plays	75	at North Texas (Sep 30, 2006)
Total Offense	449	at Louisiana Monroe (Oct 21, 2006)
Yards Per Play	7.3	vs Florida Atlantic (Nov. 4, 2006)
Points	44	vs Tennessee Tech (Sep 14, 2006)
Sacks By	6	at North Texas (Sep 30, 2006)
First Downs	24	at North Texas (Sep 30, 2006) at Louisiana Monroe (Oct 21, 2006)
Penalties	10	at South Carolina (Nov 18, 2006) vs Central Michigan (Dec 26, 2006)
Penalty Yards	103	vs Central Michigan (Dec 26, 2006)
Turnovers	5	at Oklahoma (Sep 23, 2006)
Interceptions By	4	at Louisiana-Lafayette (Oct 28, 2006)

## OPPONENT INDIVIDUAL GAME HIGHS

Rushes	27	Peterson, Adria, at Oklahoma (Sep 23, 2006)
Yards Rushing	128	Peterson, Adria, at Oklahoma (Sep 23, 2006)
TD Rushes	3	Peterson, Adria, at Oklahoma (Sep 23, 2006)
Long Rush	88	Bobby Wallace, at South Carolina (Nov 18, 2006)
Pass attempts	40	Haugabook, Omar, vs Troy (Nov 25, 2006)
Pass completions	30	Haugabook, Omar, vs Troy (Nov 25, 2006)
Yards Passing	388	Blake Mitchell, at South Carolina (Nov 18, 2006)
TD Passes	4	Blake Mitchell, at South Carolina (Nov 18, 2006)
Long Pass	73	Thompson, Paul, at Oklahoma (Sep 23, 2006)
Receptions	11	Smith, Samuel, vs FIU (Aug 31, 2006)
Yards Receiving	164	Kelly, Malcolm, at Oklahoma (Sep 23, 2006)
TD Receptions	2	Urrutia, Mario, vs Louisville (Oct. 6, 2006) Sidney Rice, at South Carolina (Nov 18, 2006)
Long Reception	73	Kelly, Malcolm, at Oklahoma (Sep 23, 2006)
Field Goals	3	Carmody, Art, vs Louisville (Oct. 6, 2006)
Long Field Goal	47	Edmiston, Drew, at Louisiana-Lafayette (Oct 28, 2006)
Punts	8	Cook, Chris, vs FIU (Aug 31, 2006)
Punting Avg	47.0	Mikulec, Tony, vs Central Michigan (Dec 26, 2006)
Long Punt	57	Spencer, Truman, at North Texas (Sep 30, 2006)
Long Punt Return	61	Smith, Reggie, at Oklahoma (Sep 23, 2006)
Long Kickoff Return	61	Wilson, J., at Maryland (Sep 09, 2006)
Tackles	13	Bouie, Keyonvis, vs FIU (Aug 31, 2006) Myles, Lamar, vs Louisville (Oct. 6, 2006)
Sacks	4.0	Barnes, Antwan, vs FIU (Aug 31, 2006)
Tackles For Loss	4.0	Barnes, Antwan, vs FIU (Aug 31, 2006) Alexander, Rufu, at Oklahoma (Sep 23, 2006)
Interceptions	1	Singleton, Lion, vs FIU (Aug 31, 2006) Justice, J.J., at Maryland (Sep 09, 2006) Smith, Maurice, vs Tennessee Tech (Sep 14, 2006) Harris, Nic, at Oklahoma (Sep 23, 2006) Latimer, Zach, at Oklahoma (Sep 23, 2006) Russell, Jon, vs Louisville (Oct. 6, 2006) James, Greg, at Louisiana Monroe (Oct 21, 2006) Adams, Michael, at Louisiana-Lafayette (Oct 28, 2006) Small, C., vs Florida Atlantic (Nov. 4, 2006) Hissong, Calvin, vs Central Michigan (Dec 26, 2006) Kress, Doug, vs Central Michigan (Dec 26, 2006)


## OPPONENT TEAM GAME HIGHS

Rushes	45	vs Florida Atlantic (Nov. 4, 2006) at Arkansas State (Nov 11, 2006)
Yards Rushing	190	at Oklahoma (Sep 23, 2006)
Yards Per Rush	6.0	vs Louisville (Oct. 6, 2006)
TD Rushes	3	at Maryland (Sep 09, 2006) at Oklahoma (Sep 23, 2006) vs Troy (Nov 25, 2006)
Pass attempts	40	vs Troy (Nov 25, 2006)
Pass completions	30	vs Troy (Nov 25, 2006)
Yards Passing	391	at South Carolina (Nov 18, 2006)
Yards Per Pass	13.6	at Oklahoma (Sep 23, 2006)
TD Passes	5	at South Carolina (Nov 18, 2006)
Total Plays	84	vs Florida Atlantic (Nov. 4, 2006)
Total Offense	545	at South Carolina (Nov 18, 2006)
Yards Per Play	9.6	at South Carolina (Nov 18, 2006)
Points	59	at Oklahoma (Sep 23, 2006)
Sacks By	6	vs FIU (Aug 31, 2006)
First Downs	26	vs Louisville (Oct. 6, 2006)
Penalties	7	at Louisiana Monroe (Oct 21, 2006)
Penalty Yards	65	at Louisiana Monroe (Oct 21, 2006)
Turnovers	6	at Louisiana-Lafayette (Oct 28, 2006)
Interceptions By	2	at Oklahoma (Sep 23, 2006) vs Central Michigan (Dec 26, 2006)




## Middle Tennessee


**SHUT OUT AN OPPONENT:** September 30, 2006, at North Texas. Score: 35-0  
**RUSHED FOR MORE THAN 300 YARDS:** November 30, 2002, vs Utah State (316 yards)  
**RUSHED FOR MORE THAN 400 YARDS:** November 7, 1998, vs Tennessee-Martin (469 yards)  
**PASSED FOR MORE THAN 300 YARDS:** December 3, 2005 vs FIU (316 yards)  
**HAD MORE THAN 500 YARDS TOTAL OFFENSE:** October 9, 2004, vs Arkansas State (551 yards)  
**HAD MORE THAN 600 YARDS TOTAL OFFENSE:** October 6, 2001, vs Idaho (685 yards)  
**SCORED MORE THAN 50 POINTS:** November 15, 2003, vs Louisiana-Lafayette (51 points)  
**SCORED ON ITS FIRST PLAY FROM SCRIMMAGE:** November 18, 2006 vs South Carolina (Clint Marks to Desmond Gee for 73 yards)  
**FAILED TO HAVE AT LEAST 150 YARDS OF TOTAL OFFENSE:** September 23, 2006 vs Oklahoma (95 yards)  
**FAILED TO RUSH FOR MORE THAN 100 YARDS:** December 26, 2006 vs Central Michigan (30 carries, 61 yards)  
**FAILED TO PASS FOR MORE THAN 100 YARDS:** November 4, 2006 vs Florida Atlantic (71 yards)  
**HELD AN OPPONENT TO LESS THAN 100 YARDS RUSHING:** November 25, 2006, vs Troy (81 yards)  
**HELD AN OPPONENT TO LESS THAN 100 YARDS PASSING:** September 30, 2006, at North Texas (63 yards)  
**HELD AN OPPONENT TO LESS THAN 200 YARDS TOTAL OFFENSE:** September 30, 2006, at North Texas (103 yards)  
**HELD AN OPPONENT TO LESS THAN 300 YARDS TOTAL OFFENSE:** November 25, 2006, vs Troy (235 yards)  
**RETURNED A KICKOFF FOR A TOUCHDOWN:** November 4, 2006 vs Florida Atlantic (Damon Nickson - 94 yards)  
**RETURNED OPENING KICKOFF FOR A TOUCHDOWN:** October 6, 2006 vs Louisville (Damon Nickson - 88 yards)  
**RETURNED A PUNT FOR A TOUCHDOWN:** September 11, 2004 vs Akron (Kerry Wright - 75 yards)  
**RETURNED A BLOCKED PUNT FOR A TOUCHDOWN:** Nov. 16, 2002, vs UL-Monroe (Chris Henry - 5 yards)  
**BLOCKED AN OPPONENT PUNT:** November 26, 2005, vs Troy (Sean Mosley)  
**BLOCKED A FIELD GOAL:** November 25, 2006 vs Troy (Justin Rainey)  
**RETURNED A PASS INTERCEPTION FOR A TOUCHDOWN:** November 11, 2006 vs Arkansas State (Bradley Robinson - 88 yards)  
**RETURNED A FUMBLE FOR A TOUCHDOWN:** November 4, 2006 vs Florida Atlantic (Justin Rainey - 50 yards)  
**SCORED A SAFETY:** October 24, 1998, vs Eastern Illinois  
**SCORED ON OFFENSE, DEFENSE AND SPECIAL TEAMS:** November 4, 2006 vs Florida Atlantic  
**PLAYER RUSHED FOR MORE THAN 100 YARDS:** November 4, 2006, vs Florida Atlantic (Eugene Gross - 208 yards)  
**TWO PLAYERS RUSHED FOR MORE THAN 100 YARDS:** Nov. 2, 2002, vs New Mexico St. (Dwone Hicks 120 yds & ReShard Lee 116 yds)  
**PLAYER RUSHED FOR MORE THAN 200 YARDS:** November 4, 2006, vs Florida Atlantic (Eugene Gross - 208 yards)  
**PLAYER HAD 100 OR MORE YARDS RECEIVING:** October 21, 2006 vs Louisiana-Monroe (Desmond Gee - 6-109)  
**TWO PLAYERS HAD 100 OR MORE RECEIVING YARDS:** October 9, 2004, vs Arkansas St. (Kerry Wright (178) & Chris Henry (100))  
**PLAYED AN OVERTIME GAME:** November 15, 2003 vs Louisiana-Lafayette (ULL 57, MT 51)  
**DID NOT COMMIT A TURNOVER:** November 11, 2006 vs Arkansas State



## Opponent

**MIDDLE TENNESSEE WAS SHUT OUT:** September 23, 2006, by Oklahoma. Score: 59-0  
**RUSHED FOR MORE THAN 250 YARDS:** October 11, 2003, by New Mexico State (318 yards)  
**RUSHED FOR MORE THAN 400 YARDS:** September 12, 1992, by Nebraska (490 yards)  
**PASSED FOR MORE THAN 300 YARDS:** November 18, 2006 by South Carolina (391 yards)  
**PASSED FOR MORE THAN 400 YARDS:** November 15, 2003, by UL-Lafayette (435 yards)  
**HAD MORE THAN 500 YARDS TOTAL OFFENSE:** November 18, 2006 by South Carolina (545 yards)  
**HAD MORE THAN 600 YARDS TOTAL OFFENSE:** November 6, 2004 by New Mexico State (606 yards)  
**HELD MT TO LESS THAN 100 YARDS OF TOTAL OFFENSE:** September 23, 2006, by Oklahoma (95 yards)  
**HELD MT TO LESS THAN 50 TOTAL RUSHING YARDS:** September 23, 2006, by Oklahoma (22 yards)  
**HELD MT TO LESS THAN 100 TOTAL PASSING YARDS:** November 4, 2006, by Florida Atlantic (71 yards)  
**SCORED 50 POINTS:** November 18, 2006, by South Carolina. Score: 52-7  
**RETURNED A KICKOFF FOR A TOUCHDOWN:** October 9, 1999, by Arkansas (Cedric Cobbs - 95 yards)  
**RETURNED A PUNT FOR A TOUCHDOWN:** September 23, 2006, by Oklahoma (Reggie Smith - 61 yards)  
**RETURNED A BLOCKED PUNT FOR A TOUCHDOWN:** August 28, 2003 vs Florida Atlantic (S. Earls)  
**BLOCKED A PUNT:** September 14, 2006, vs Tennessee Tech (Broder Jamison)  
**BLOCKED A FIELD GOAL:** November 11, 2006, by Arkansas State (Josh Williams)  
**RETURNED A PASS INTERCEPTION FOR A TOUCHDOWN:** December 26, 2006, by Central Michigan (Doug Kress - 56 yards)  
**SCORED A SAFETY:** September 3, 2005 by Alabama  
**PLAYER RUSHED FOR 100 YARDS:** September 23, 2006, Oklahoma (Andrian Peterson - 128 yards)  
**PLAYER HAD 100 OR MORE YARDS RECEIVING:** September 23, 2006, Oklahoma (Malcolm Kelly - 164 yards)  
**HAD A 100-YARD RUSHER AND RECEIVER:** September 23, 2006, Oklahoma (Adrian Peterson - 128 yards rushing; Malcolm Kelly - 164 yards rec.)  
**PLAYER RUSHED FOR 200 YARDS:** October 26, 2002, by Idaho (Blair Lewis - 221 yards)





BELT • OPPONENTS **SUN BELT • OPPONENTS**


# Sun Belt Conference

2006 SUN BELT CONFERENCE CHAMPIONS

## Sun Belt Conference

601 Poydras Street  
Suite 2355  
New Orleans, LA 70130-6078  
504.299.9066  
SunBeltSports.org

### SBC Staff



Wright Waters



Bert Carter




Kathy Keene




Rick Mello



Todd Stewart



Bryant Carter



John McElwain



Travis Llewellyn

Wright Waters .....Commissioner  
Bert Carter ..... Associate Commissioner/CFO  
Kathy Keene ..... Associate Commissioner/Compliance/General Counsel  
Rick Mello ..... Associate Commissioner/Sports Administration  
Todd Stewart ..... Associate Commissioner/Media Relations  
Bryant Carter ..... Assistant Commissioner/Sports Administration  
John McElwain ..... Director of Media Relations  
Travis Llewellyn ..... Director of Multimedia/New Media  
Chauntrell Shelby ..... Chief Administrative Officer  
Kelly Oravet ..... Media Relations Assistant  
Don Lucas ..... Coordinator of Football Officials

While there are 31 NCAA conferences that sponsor multiple sports, the Sun Belt is one of only eleven to participate in the Bowl Championship Series (BCS) and Division 1-A football, now known as the Football Bowl Subdivision. The Sun Belt was formed in 1976 with six members competing in four men's sports, and today comprises 13 institutions of higher learning while sponsoring 19 championship sports for men and women. The conference has influence in a region that covers eight states, representing 113 total electoral votes. Thus, if you carry the Sun Belt, you are almost halfway to the White House!

The Sun Belt Conference enters its 32nd season in 2007-2008 with a proud history of athletic and academic success. The conference sponsors 10 women's sports - basketball, cross country, golf, soccer, softball, swimming and diving, tennis, indoor and outdoor track and field, and volleyball; and nine men's sports - baseball, basketball, cross country, football, golf, swimming and diving, tennis, and indoor and outdoor track and field.

Each of the 19 sports has seen numerous team and individual accomplishments, and 12 Sun Belt Conference schools are currently graduating their student-athletes at rates higher than the student body. All Sun Belt schools are committed to excellence, and facility upgrades and expansion are occurring on virtually every campus.

Because of its status as a member of the Division 1-A football coalition, the Sun Belt Conference has a permanent seat on the NCAA's 16-member board of directors. As a result, the conference has a crucial voice on some of the most pressing issues in college athletics and will always have a role in the implementation of any future NCAA legislation and guidelines.

The conference continues to use television to grow and promote the league. Adding volleyball, baseball, and softball to the conference's television package has resulted in more national and regional exposure for the league than at any time in its history. The conference's regional television package reaches over 20 million households with live events. Additionally, ESPN televised the conference's men's basketball championship game for the 27th straight season in 2007, marking the network's longest affiliation with any conference in the country.

The Sun Belt Conference has partnered with XOS Technologies to deliver a full-service, customized, public and premium Web site to provide fans with a broad range of real-time information and content about the conference's athletic teams. The Sun Belt is one of the few conferences in the nation to provide video highlights and features on its Web site from each of the league's respective championships. This technology serves as a great recruiting tool for schools because anyone in the world with Internet access may view the conference's championship events. Fans in five different countries viewed the conference's most recent soccer championship.

Prominent Sun Belt alumni include United States Secretary of State Condoleezza Rice (Denver), NFL Hall of Fame football player "Mean" Joe Greene (North Texas), Arizona Diamondbacks All-Star baseball player Luis Gonzalez (South Alabama), former member of the United States Senate and House of Representatives John Breaux (Louisiana-Lafayette), country music superstar Tim McGraw (Louisiana-Monroe), and actor Andy Garcia (FIU).

The conference's first 30 years have produced numerous individual national champions along with Olympic track medalists. Sun Belt teams have also participated in the men's NCAA Final 4 (UNC-Charlotte in 1977), the College World Series (Louisiana-Lafayette in 2000), and the women's College World Series (Louisiana-Lafayette in 1993, 1995, 1996, 2003) and the conference has had 10 players selected in the first round of the NBA Draft.



# Sun Belt Conference

2006 SUN BELT CONFERENCE CHAMPIONS



## 2001 FINAL SUN BELT CONFERENCE STANDINGS

	Conference				Overall				H	A	N	Streak
	W-L	Pct.	Pts.	Opp.	W-L	Pct.	Pts.	Opp.				
\$#North Texas	5-1	.833	200	104	5-6	.455	255	248	3-1	2-4	0-1	L1
#Middle Tennessee	5-1	.833	248	152	8-3	.727	408	286	5-0	3-3	0-0	W1
New Mexico State	4-2	.667	209	163	5-7	.417	286	400	2-2	3-5	0-0	L1
UL Lafayette	2-4	.333	163	192	3-8	.273	234	365	2-3	1-5	0-0	L3
Arkansas State	2-4	.333	90	194	2-9	.182	177	357	2-4	0-5	0-0	L4
UL Monroe	2-4	.333	105	152	2-9	.182	148	351	1-4	1-5	0-0	L1
Idaho	1-5	.167	234	292	1-10	.091	313	495	1-4	0-6	0-0	L2

# = co-champions \$ = New Orleans Bowl representative

## 2002 FINAL SUN BELT CONFERENCE STANDINGS

	Conference				Overall				H	A	N	Streak
	W-L	Pct.	Pts.	Opp.	W-L	Pct.	Pts.	Opp.				
*^North Texas	6-0	1.000	159	59	8-5	.615	249	192				W7
New Mexico State	5-1	.833	177	160	7-5	.583	327	328	5-0	2-5	0-0	W1
Arkansas State	3-3	.500	125	109	6-7	.462	259	361	4-3	2-4	0-0	W1
Middle Tennessee	2-4	.333	158	151	4-8	.333	297	332	3-2	1-6	0-0	W1
Louisiana-Monroe	2-4	.333	140	176	3-9	.250	236	451				W1
Louisiana-Lafayette	2-4	.333	117	178	3-9	.250	203	352	3-2	0-7	0-0	L2
Idaho	1-5	.167	123	166	2-10	.167	285	428				L4

\* = Sun Belt Champion ^ = New Orleans Bowl representative

## 2003 FINAL SUN BELT CONFERENCE STANDINGS

	Conference				Overall				H	A	N	Streak
	W-L	Pct.	Pts.	Opp.	W-L	Pct.	Pts.	Opp.				
*^North Texas	7-0	1.000	237	142	9-4	.692	358	285	5-0	4-3	0-1	L1
Louisiana-Lafayette	4-3	.571	225	228	4-8	.333	266	415	3-3	1-5	0-0	W2
Middle Tennessee	4-3	.571	213	204	4-8	.333	332	375	2-4	2-4	0-0	W1
Arkansas State	3-4	.429	131	273	5-7	.417	242	401	4-1	1-6	0-0	L2
Utah State	3-4	.429	193	136	3-9	.250	264	315	3-2	0-7	0-0	L3
Idaho	3-4	.429	191	171	3-9	.250	248	314	1-4	2-5	0-0	W2
New Mexico State	2-5	.286	154	172	3-9	.250	262	341	2-3	1-6	0-0	L2
Louisiana-Monroe	1-6	.143	180	249	1-11	.083	239	467	0-5	1-6	0-0	L5

\* = Sun Belt Champion ^ = New Orleans Bowl representative

## 2004 FINAL SUN BELT CONFERENCE STANDINGS

	Conference				Overall				H	A	N	Streak
	W-L	Pct.	Pts.	Opp.	W-L	Pct.	Pts.	Opp.				
*^North Texas	7-0	1.000	251	153	7-5	.583	309	358	4-1	3-3	0-1	L1
Troy	5-2	.714	197	96	7-5	.583	286	200	5-0	2-4	0-1	L1
New Mexico State	4-3	.571	187	182	5-6	.455	273	355	4-1	1-5	0-0	L1
Louisiana-Monroe	4-3	.571	153	172	5-6	.455	211	303	3-1	2-4	0-1	W1
Middle Tennessee	4-4	.500	202	190	5-6	.455	269	293	4-1	1-5	0-0	L1
Arkansas State	3-4	.429	136	185	3-8	.273	215	365	2-2	1-6	0-0	L1
Louisiana-Lafayette	2-5	.286	145	167	4-7	.364	242	272	3-2	1-5	0-0	L3
Utah State	2-5	.286	124	181	3-8	.273	184	333	2-2	1-6	0-0	W1
Idaho	2-5	.286	154	218	3-9	.250	245	473	1-1	1-7	1-1	L2

\* = Sun Belt Champion ^ = New Orleans Bowl representative

## 2005 FINAL SUN BELT CONFERENCE STANDINGS

	Conference				Overall				H	A	N	Streak
	W-L	Pct.	Pts.	Opp.	W-L	Pct.	Pts.	Opp.				
#^Arkansas State	5-2	.714	182	163	6-6	.500	294	303	5-1	1-4	0-1	L1
#Louisiana-Lafayette	5-2	.714	203	161	6-5	.545	286	304	3-2	3-3	0-0	W5
#Louisiana-Monroe	5-2	.714	194	186	5-6	.455	239	339	2-3	3-3	0-0	L1
Florida International	3-4	.429	172	191	5-6	.455	257	323	4-1	1-5	0-0	W3
Middle Tennessee	3-4	.429	176	124	4-7	.364	210	206	1-4	3-3	0-0	L1
Troy	3-4	.429	100	121	4-7	.364	175	255	3-2	1-5	0-0	L2
Florida Atlantic	2-5	.286	109	179	2-9	.182	148	339	1-3	1-6	0-0	L1
North Texas	2-5	.286	131	142	2-9	.182	157	346	0-5	2-4	0-0	L6

# = Tri-Champions ^ = New Orleans Bowl representative

## 2006 FINAL SUN BELT CONFERENCE STANDINGS

	Conference				Overall				H	A	N	Streak
	W-L	Pct.	Pts.	Opp.	W-L	Pct.	Pts.	Opp.				
#\$Troy	6-1	.857	177	136	8-5	.615	296	289	4-1	3-4	1-0	W3
#^Middle Tennessee	6-1	.857	204	92	7-6	.538	296	302	3-2	4-3	0-1	L3
Arkansas State	4-3	.571	126	143	6-6	.500	182	289	3-2	3-4	0-0	L1
Florida Atlantic	4-3	.571	129	100	5-7	.417	181	299	3-2	2-5	0-0	W2
Louisiana-Lafayette	3-4	.429	126	151	6-6	.500	248	296	3-3	3-3	0-0	L1
Louisiana-Monroe	3-4	.429	162	113	4-8	.333	262	267	2-3	2-5	0-0	W2
North Texas	2-5	.286	76	147	3-9	.250	154	304	2-3	1-6	0-0	L2
Florida International	0-7	.000	54	172	0-12	.000	115	313	0-5	0-7	0-0	L12

# = co-champions \$ = New Orleans Bowl representative ^ = Motor City Bowl representative



# Sun Belt Conference Honor Roll

2006 SUN BELT CONFERENCE CHAMPIONS

## 2006 All-Sun Belt Conference Teams

### FIRST TEAM OFFENSE

QB	Omar Haugabook (Troy, Jr.)
RB	Tyrell Fenroy (ULL, So.)
RB	Calvin Dawson (ULM, Jr.)
WR	Johnny Quinn (UNT, Sr.)
WR	Gary Banks (Troy, Jr.)
TE	Samuel Smith (FIU, Sr.)
OL	Tanner Jenkins (ASU, Sr.)
OL	Nello Faulk (FAU, Sr.)
OL	Brandon Cox (ULL, Sr.)
OL	Dylan Lineberry (UNT, Sr.)
OL	Zach Yenser (Troy, Sr.)

### FIRST TEAM DEFENSE

DL	Antwan Barnes (FIU, Sr.)
DL	<b>Erik Walden (MT, Jr.)</b>
DL	Josh Pinnick (FAU, Jr.)
DL	<b>Tavares Jones (MT, Jr.)</b>
LB	Alexander Bostic III (FIU, Sr.)
LB	Keyonvis Bouie (FIU, Sr.)
LB	<b>J. K. Sabb (MT, Sr.)</b>
DB	Tyrell Johnson (ASU, Jr.)
DB	Kevin Payne (ULM, Sr.)
DB	<b>Damon Nickson (MT, Jr.)</b>
DB	Brannon Condren (Troy, Sr.)

### FIRST TEAM SPECIAL TEAMS

K	Drew Edmiston (ULL, So.)
P	<b>Colby Smith (MT, Sr.)</b>
RS	<b>Damon Nickson (MT, Jr.)</b>
All Purpose	<b>Desmond Gee (MT, Fr.)</b>

### SECOND TEAM OFFENSE

QB	<b>Clint Marks (MT, Sr.)</b>
RB	Reggie Arnold (ASU, Fr.)
RB	<b>Eugene Gross (MT, Sr.)</b>
WR	Chandler Williams (FIU, Sr.)
WR	LaGregory Sapp (ULM, So.)
TE	Zeek Zacharie (ULM, So.)
OL	Matt Mandich (ASU, So.)
OL	<b>Franklin Dunbar (MT, So.)</b>
OL	<b>Germayle Franklin (MT, Sr.)</b>
OL	Kyle Cunningham (ULM, Jr.)
OL	Kirbie Bodiford (Troy, Sr.)

### SECOND TEAM DEFENSE

DL	Jamarrow James (ASU, Sr.)
DL	Jervonte Jackson (FAU, So.)
DL	Jeremiah Chapman (UNT, Jr.)
DL	Franklin Lloyd (Troy, Sr.)
LB	Koby McKinnon (ASU, Jr.)
LB	Devrett Wade (ASU, Sr.)
LB	<b>Justin Rainey (MT, Sr.)</b>
DB	Khayyam Burns (ASU, Jr.)
DB	Taheem Acevedo (FAU, Jr.)
DB	Kris Bartels (FAU, Jr.)
DB	Lionell Singleton (FIU, Jr.)

### SECOND TEAM SPECIAL TEAMS

K	Cole Wilson (ULM, Jr.)
P	Truman Spencer (UNT, So.)
RS	Leodis McKelvin (Troy, Jr.)



Tavares Jones was rewarded for a solid season in 2006 by being named first team All-SBC.

All Purpose Michael Desormeaux (ULL, So.)

### HONORABLE MENTION

Oren O'Neal (ASU, Sr., RB), Jonathan Najm (ASU, Sr., DL), Charles Pierre (FAU, So., RB), Cergile Sincere (FAU, Jr., LB), Josh Padrick (FIU, Sr., QB), Ashlyn Parker (FIU, Fr., WR), Rodney Hardeway (ULL, Jr., DL), Jesse Newman (ULL, Jr., OL), Adam Hill (ULM, Jr., OL), Josh Thompson (ULM, So., DB), Maurice Holman (UNT, Jr., LB), Aaron Weathers (UNT, Jr., DB), Kenny Cattouse (Troy, Jr., RB), Boris Lee (Troy, Fr., LB)

**PLAYER OF THE YEAR:** Omar Haugabook (Troy, Jr.)

**OFF. PLAYER OF THE YEAR:** Omar Haugabook (Troy, Jr.)

**DEF. PLAYER OF THE YEAR:** Keyonvis Bouie (FIU, Sr., LB)

**NEWCOMER OF THE YEAR:** Omar Haugabook (Troy, Jr.)

**FRESHMAN OF THE YEAR:** Reggie Arnold (ASU, Fr.)

## All-Sun Belt Conference Honors

### 2001

**First Team:** Wes Counts, qb; Dwone Hicks, rb; Kendall Newson, wr; Brandon Westbrook, ol; Tanaka Scott, de; Scotty Brown, lb; Jykine Bradley, db

**Second Team:** Glen Elarbee, ol; Michael Woods, fs; Robert Billings, p

**Player of Year:** Wes Counts, qb

**Offensive Player of Year:** Dwone Hicks, rb

**Players of the Week:** Dwone Hicks (9/3), Wes Counts (9/24, 10/8), ReShard Lee (10/1), Kendall Newson (10/29), Jykine Bradley (9/3), Scotty Brown (9/24, 10/1, 11/19), Robert Billings (9/24, 10/1)

### 2002

**First Team:** Robert Billings, p; ReShard Lee, all-purpose; Brandon Westbrook, ol

**Second Team:** Tyrone Calico, wr; Glen Elarbee, c; Dwone Hicks, rb; Brian Kelly, pk

**Players of the Week:** ReShard Lee (9/2), Andrico Hines (10/21), Robert Billings (11/4)

### 2003

**First Team:** B. Westbrook, ol; Kerry Wright, wr

**Second Team:** Demetrios Walker, de; Michael Woods, db; Brian Kelly, pk

**Players of the Week:** Robert Billings (11/10), Andrico Hines (9/22, 10/20, 11/10), Brandon Lynch (9/22), Will Martin (11/26), Michael Woods (10/13)

### 2004

**First Team:** Kerry Wright, wr

**Second Team:** Quinton Staton, ol; Colby Smith, pk

**Players of the Week:** Clint Marks (10/11)

### 2005

**First Team:** Jeff Littlejohn, dt; C. Saintil, wr

**Second Team:** Germayle Franklin, ol; Eugene Gross, rb; Willie Hall, ol; J.K. Sabb, lb; Quinton Staton, dl; Colby Smith, p

**Players of the Week:** Jonathan Bonner (10/3), Colby Smith (10/3), Eugene Gross (10/17), Cleannord Saintil (10/24), Clint Marks (11/7)

### 2006

**First Team:** Desmond Gee, ap; Tavares Jones, de; Damon Nickson, db; Damon Nickson, returner; J.K. Sabb, lb; Colby Smith, p; Erik Walden, de

**Second Team:** Franklin Dunbar, ot; Germayle Franklin, ot; Eugene Gross, rb; Clint Marks, qb; Justin Rainey, lb

**Players of the Week:** Colby Smith (9/24, 10/30, 11/13), J.K. Sabb (10/2), Damon Nickson (10/9, 10/30, 11/6), Clint Marks (10/30), Eugene Gross (11/6), Justin Rainey (11/6), Bradley Robinson (11/13)



Andrico Hines earned four POW honors.

# 2007 Opponents

2006 SUN BELT CONFERENCE CHAMPIONS



## FLORIDA ATLANTIC


Game 1 • Sept. 1 • Lockhart Stadium

FAUSports.com

### General Information

**Name:** Florida Atlantic  
**Founded:** 1961  
**Nickname:** Owls  
**Conference:** Sun Belt  
**Stadium:** Lockhart (20,500)  
**President:** Frank T. Brogan  
**Athletics Director:** Craig Angelos  
**Head Coach:** Howard Schnellenberger (Kentucky, 1956)  
**Record at FAU:** 33-37 (6 yrs.)  
**2006 Record:** 5-7  
**2006 Bowl:** None  
**Starters Ret./Lost:** 18/6

**Location:** Boca Raton, FL  
**Enrollment:** 26,000  
**Colors:** Blue & Red  
**Series:** FAU leads 2-1



**Overall:** 133-114-3 (22 yrs)  
**SBC Record:** 4-3  
**Final AP Rank:** None  
**Lettermen Return.:** 51

### Media Relations Office

**FB Contact:** Katrina McCormack  
**Office:** 561.297.3163 **Cell:** 561.251.5588  
**Email:** kmccormi@fau.edu  
**Assistant MRD:** Dawn Elston  
**Press Box Phone:** 561-251-5588  
**Overnight Address:** Oxley Center, 777 Glades Road, Boca Raton, FL 33431

### 2007 Schedule

S1 Middle Tennessee	O20 at Louisiana-Laf.
S8 at Oklahoma State	O27 Louisiana-Monroe
S15 Minnesota	N10 Arkansas State
S22 at North Texas	N17 at Florida
S29 at Kentucky	N24 at FIU
O6 USF	D1 at Troy

## LOUISVILLE

Game 2 • Sept. 6 • Cardinal Stadium

UofLsports.com

### General Information

**Name:** University of Louisville  
**Founded:** 1798  
**Nickname:** Cardinals  
**Conference:** Big East  
**Stadium:** Cardinal Stadium (42,000)  
**President:** Dr. James Ramsey  
**Athletics Director:** Tom Jurich  
**Head Coach:** Steve Kragthorpe (West Texas State, 1988)  
**Record at UL:** 0-0 (1st year)  
**2006 Record:** 12-1  
**2006 Bowl:** Orange  
**Starters Ret./Lost:** 25/1

**Location:** Louisville, KY  
**Enrollment:** 24,000  
**Colors:** Red & Black  
**Series:** First Meeting



**Overall:** 29-22 (4 years)  
**Big East Record:** 6-1  
**Final AP Rank:** 6th  
**Lettermen Return.:** 57

### Media Relations Office

**FB Contact:** Rocco Gasparro  
**Office:** 502.852.0102 **Home:** 502.262.2258  
**Email:** rocco.gasparro@louisville.edu  
**Associate AD/Media Relations:** Kenny Klein  
**Press Box Phone:** 502.852.6793  
**Overnight Address:** 2100 South Floyd Street, Louisville, KY 40208

### 2007 Schedule

A30 Murray State	O13 at Cincinnati
S6 Middle Tennessee	O19 at Connecticut
S15 at Kentucky	O27 Pittsburgh
S22 Syracuse	N8 at West Virginia
S29 at N.C. State	N17 at USF
O5 Utah	N29 Rutgers

## LSU

Game 3 • Sept. 15 • Tiger Stadium

LSUsports.net

### General Information

**Name:** Louisiana State Univ.  
**Founded:** 1860  
**Nickname:** Tigers  
**Conference:** SEC  
**Stadium:** Tiger (92,400)  
**Chancellor:** Sean O'Keefe  
**Athletics Director:** Skip Bertman  
**Head Coach:** Les Miles (Michigan, 1976)  
**Record at LSU:** 22-4 (2 yrs.)  
**2006 Record:** 11-2  
**2006 Bowl:** Sugar Bowl  
**Starters Ret./Lost:** 15/9

**Location:** Baton Rouge, LA  
**Enrollment:** 31,234  
**Colors:** Purple & Gold  
**Series:** LSU leads 1-0



**Overall:** 50-25 (7 years)  
**SEC Record:** 6-2  
**Final AP Rank:** 3  
**Lettermen Return.:** 46

### Media Relations Office

**FB Contact:** Michael Bonnette  
**Office:** 225.578.8226 **Home:** 225.766.2702  
**Email:** mbonnet@lsu.edu  
**Assistant MRD:** Brian Miller, Laurie Cannon  
**Press Box Phone:** 225.578.6122  
**Overnight Address:** LSU Athletic Admin. Bldg., 5th Floor, N. Stadium Road at Nicholson Drive, Baton Rouge, LA 70894

### 2007 Schedule

A30 at Mississippi State	O13 at Kentucky
S8 Virginia Tech	O20 Auburn
S15 Middle Tennessee	N3 at Alabama
S22 South Carolina	N10 Louisiana Tech
S29 at Tulane	N17 at Ole Miss
O6 Florida	N23 Arkansas

## WESTERN KENTUCKY

Game 4 • Sept. 20 • Floyd Stadium

WKUsports.com

### General Information

**Name:** Western Kentucky  
**Founded:** 1906  
**Nickname:** Hilltoppers  
**Conference:** SBC  
**Stadium:** L.T. Smith Stadium  
**President:** Dr. Gary Ransdell  
**Athletics Director:** Dr. Wood Selig  
**Head Coach:** David Elson  
**Record at WKU:** 30-17 (4 yrs.)  
**2006 Record:** 6-5  
**2006 Bowl:** None  
**Starters Ret./Lost:** 16/9

**Location:** Bowling Green, KY  
**Enrollment:** 18,645  
**Colors:** Red & White  
**Series:** MT leads 29-27-1



**Overall:** Same  
**SBC Record:** NA  
**Final AP Rank:** None  
**Lettermen Return.:** 40

### Media Relations Office

**FB Contact:** Brian Fremund  
**Office:** 270.745.5045 **Cell:** 270.320.0120  
**Email:** brian.fremund@wku.edu  
**Assistant MRD:** Chris Glowacki  
**Press Box Phone:** 270.745.6941  
**Overnight Address:** 1140 Diddle Arena, 1605 Avenue of Champions, Bowling Green, KY 42101-6412

### 2007 Schedule

S1 at Florida	O20 at Indiana State
S8 West Virginia Tech	O27 North Carolina Cent.
S15 Eastern Kentucky	N3 at Chattanooga
S20 at Middle Tennessee	N10 Troy
S29 at Bowling Green	N17 Morehead State
O13 at Ball State	N24 at North Texas

## FLORIDA INTERNATIONAL

Game 5 • Sept. 29 • Floyd Stadium

FIUsports.com

### General Information

**Name:** Florida International  
**Founded:** 1965  
**Nickname:** Golden Panthers  
**Conference:** Sun Belt  
**Stadium:** Orange Bowl (72,319)  
**President:** Dr. Modesto A. Maidique  
**Athletics Director:** Pete Garcia  
**Head Coach:** Mario Cristobal (Miami, FL, 1993)  
**Record at FIU:** 0-0 (1st year)  
**2006 Record:** 0-12  
**2006 Bowl:** None  
**Starters Ret./Lost:** 17/8

**Location:** Miami, FL  
**Enrollment:** 38,000  
**Colors:** Blue & Gold  
**Series:** Tied 1-1



**Overall:** Same  
**SBC Record:** 0-7  
**Final AP Rank:** None  
**Lettermen Return.:** 46

### Media Relations Office

**FB Contact:** Evan Koch  
**Office:** 305.348.2084 **Cell:** 786.376.2999  
**Email:** koche@fiu.edu  
**Assistant MRD:** Rich Kelch  
**Press Box Phone:** TBA  
**Overnight Address:** 11200 Southwest 8 Street, GPA 260, Miami, FL 33199

### 2007 Schedule

S1 at Penn State	O20 at Louisiana-Monroe
S8 Maryland	O27 at Arkansas
S15 at Miami, FL	N3 at Arkansas State
S22 at Kansas	N17 Louisiana-Lafayette
S29 at Middle Tennessee	N24 Florida Atlantic
O6 Troy	D1 North Texas

## VIRGINIA


Game 6 • Oct. 6 • Floyd Stadium

VirginiaSports.com

### General Information

**Name:** University of Virginia  
**Founded:** 1819  
**Nickname:** Cavaliers, Wahoos  
**Conference:** ACC  
**Stadium:** Scott Stadium (61,500)  
**President:** Dr. John T. Casteen, III  
**Athletics Director:** Craig Littlepage  
**Head Coach:** Al Groh (Virginia, 1967)  
**Record at UVA:** 42-33 (6 yrs.)  
**2006 Record:** 5-7  
**2006 Bowl:** None  
**Starters Ret./Lost:** 21/3

**Location:** Charlottesville, VA  
**Enrollment:** 20,397  
**Colors:** Orange & Blue  
**Series:** First Meeting



**Overall:** 68-73 (12 yrs.)  
**ACC Record:** 4-4  
**Final AP Rank:** None  
**Lettermen Return.:** 34

### Media Relations Office

**FB Contact:** Michael Colley  
**Office:** 434.982.5533 **Home:** 434.975.5477  
**Email:** mediamike@virginia.edu  
**Assistant AD/Media Relations:** Jim Daves  
**Press Box Phone:** 434.296.5910  
**Overnight Address:** 295 Massie Road, Charlottesville, VA 22904

### 2007 Schedule

S1 at Wyoming	O13 Connecticut
S8 Duke	O20 at Maryland
S15 at North Carolina	O27 at N.C. State
S22 Georgia Tech	N3 Wake Forest
S29 Pittsburgh	N10 at Miami
O6 at Middle Tennessee	N24 Virginia Tech



# 2007 Opponents

2006 SUN BELT CONFERENCE CHAMPIONS

## MEMPHIS

Game 7 • Oct. 13 • Liberty Bowl

GoTigersGo.com

### General Information

**Name:** University of Memphis  
**Founded:** 1912  
**Nickname:** Tigers  
**Conference:** C-USA  
**Stadium:** Liberty Bowl Memorial Stadium (62,380)  
**President:** Dr. Shirley Raines  
**Athletics Director:** R.C. Johnson  
**Head Coach:** Tommy West (Tennessee, 1976)  
**Record at UM:** 34-38 (6 yrs.)  
**2006 Record:** 2-10  
**2006 Bowl:** None  
**Starters Ret./Lost:** 15/10

**Location:** Memphis, TN  
**Enrollment:** 20,562  
**Colors:** Royal Blue & Gray  
**Series:** MT leads 12-7-1

**Overall:** 69-73 (12 years)  
**C-USA Record:** 1-7  
**Final AP Rank:** None  
**Lettermen Return.:** 47



### Media Relations Office

**FB Contact:** Jennifer Rodrigues  
**Office:** 901.678.2397 **Home:** 901.737.5552  
**Email:** jmpowers@memphis.edu  
**Assistant:** Brandon Kolditz  
**Press Box Phone:** 901.272.0136  
**Overnight Address:** 203 Athletic Office Building, Memphis, TN 38152

### 2007 Schedule

S1 Ole Miss	O20 at Rice
S8 at Arkansas State	O27 at Tulane
S15 Jacksonville State	N3 East Carolina
S22 at UCF	N10 at Southern Miss
O2 Marshall	N17 UAB
O13 Middle Tennessee	N24 SMU

## ARKANSAS STATE

Game 8 • Oct. 20 • Floyd Stadium

ASUIndians.com

### General Information

**Name:** Arkansas State Univ.  
**Founded:** 1909  
**Nickname:** Indians  
**Conference:** Sun Belt  
**Stadium:** Indian Stadium (30,406)  
**President:** Dr. Les Wyatt  
**Athletics Director:** Dr. Dean Lee  
**Head Coach:** Steve Roberts (Ouachita Baptist, 1987)  
**Record at ASU:** 26-34 (5 yrs.)  
**2006 Record:** 6-6  
**2006 Bowl:** None  
**Starters Ret./Lost:** 20/8

**Location:** Jonesboro, AR  
**Enrollment:** 10,508  
**Colors:** Scarlet & Black  
**Series:** MT leads 7-1

**Overall:** 75-67-1 (13 yrs.)  
**SBC Record:** 4-3  
**Final AP Rank:** None  
**Lettermen Return.:** 53



### Media Relations Office

**FB Contact:** Jerry Scott  
**Office:** 870.972.3405 **Cell:** 870.243.6021  
**Email:** jscott@astate.edu  
**Assistant:** Van Provence  
**Press Box Phone:** 870.972.2541  
**Overnight Address:** 217 Olympic Drive, Convocation Center, Jonesboro, AR 72401

### 2007 Schedule

S1 at Texas	O20 at Middle Tennessee
S8 Memphis	O27 Troy
S15 SMU	N3 FIU
S22 at Tennessee	N10 at Florida Atlantic
O6 at Louisiana-Monroe	N15 North Texas
O13 Louisiana-Lafayette	N24 at Southern Miss

## NORTH TEXAS

Game 9 • Oct. 27 • Fouts Field

MeanGreenSports.com

### General Information

**Name:** Univ. of North Texas  
**Founded:** 1890  
**Nickname:** Mean Green  
**Conference:** Sun Belt  
**Stadium:** Fouts Field (30,500)  
**President:** Dr. Gretchen Bataille  
**Athletics Director:** Rick Villarreal  
**Head Coach:** Todd Dodge (Texas, 1987)  
**Record at UNT:** 0-0 (1st year)  
**2006 Record:** 3-9  
**2006 Bowl:** None  
**Starters Ret./Lost:** 16/8

**Location:** Denton, TX  
**Enrollment:** 31,112  
**Colors:** Green & White  
**Series:** UNT leads 5-1

**Overall:** Same  
**SBC Record:** 2-5  
**Final AP Rank:** None  
**Lettermen Return.:** 46



### Media Relations Office

**FB Contact:** Eric Capper  
**Office:** 940.565.2476 **Home:** 940.498.1011  
**Email:** ecapper@unt.edu  
**Assistant MRD:** Stephen Howard  
**Press Box Phone:** 940.565.2476  
**Overnight Address:** 1301 S. Bonnie Brae, Denton, TX 76207

### 2007 Schedule

S1 at Oklahoma	O20 at Troy
S8 at SMU	O27 Middle Tennessee
S22 Florida Atlantic	N10 Navy
S29 at Arkansas	N15 at Arkansas State
O6 at Louisiana-Lafayette	N24 Western Kentucky
O13 Louisiana-Monroe	D1 at Florida Int.

## LOUISIANA-MONROE

Game 10 • Nov. 3 • Malone Stadium

ULMAthletics.com

### General Information

**Name:** Louisiana-Monroe  
**Founded:** 1931  
**Nickname:** Warhawks  
**Conference:** Sun Belt  
**Stadium:** Malone Stadium (30,427)  
**President:** Dr. James Cofer  
**Athletics Director:** Bobby Staub  
**Head Coach:** Charlie Weatherbie (Oklahoma State, 1977)  
**Record at ULM:** 15-31 (4 yrs.)  
**2006 Record:** 4-8  
**2006 Bowl:** None  
**Starters Ret./Lost:** 19/5

**Location:** Monroe, LA  
**Enrollment:** 8,571  
**Colors:** Maroon & Gold  
**Series:** MT leads 5-2

**Overall:** 60-95 (14 years)  
**SBC Record:** 3-4  
**Final AP Rank:** None  
**Lettermen Return.:** 44



### Media Relations Office

**FB Contact:** Judy Willson  
**Office:** 318.342.5463 **Home:** 318.791.8700  
**Email:** willson@ulm.edu  
**Assistant MRD:** John Holinka  
**Press Box Phone:** 318.342.5471  
**Overnight Address:** Malone Stadium, 308 Stadium Drive, Monroe, LA 71209

### 2007 Schedule

A30 Tulsa	O20 Florida International
S8 at Clemson	O27 at Florida Atlantic
S15 at Texas A&M	N3 Middle Tennessee
S29 at Troy	N10 Grambling State
O6 Arkansas State	N17 at Alabama
O13 at North Texas	N24 at Louisiana-Lafayette

## LOUISIANA-LAFAYETTE

Game 11 • Nov. 10 • Floyd Stadium

RaginCajuns.com

### General Information

**Name:** Louisiana-Lafayette  
**Founded:** 1900  
**Nickname:** Ragin' Cajuns  
**Conference:** Sun Belt  
**Stadium:** Cajun Field (31,000)  
**President:** Dr. Ray Authement  
**Interim AD:** David Walker  
**Head Coach:** Rickey Bustle (Clemson, 1976)  
**Record at ULL:** 23-35 (5 yrs.)  
**2006 Record:** 6-6  
**2006 Bowl:** None  
**Starters Ret./Lost:** 14/9

**Location:** Lafayette, LA  
**Enrollment:** 16,561  
**Colors:** Vermilion & White  
**Series:** Tied 4-4

**Overall:** Same  
**SBC Record:** 3-4  
**Final AP Rank:** None  
**Lettermen Return.:** 43



### Media Relations Office

**FB Contact:** Daryl Cetnar  
**Office:** 337.482.6331 **Home:** 337.291.2918  
**Email:** sportsinfo@louisiana.edu  
**Assistant MRD:** Chris Yandle  
**Press Box Phone:** 337.851.2255  
**Overnight Address:** Sports Information, 201 Reinhardt Dr., Lafayette, LA 70506

### 2007 Schedule

S1 at South Carolina	O13 at Arkansas State
S8 Ohio	O20 Florida Atlantic
S15 McNeese State	N3 at Tennessee
S22 Troy	N10 at Middle Tennessee
S29 at UCF	N17 at Florida Inter.
O6 North Texas	N24 Louisiana-Monroe

## TROY

Game 12 • Nov. 20 • Movie Gallery

TroyTrojans.com

### General Information

**Name:** Troy University  
**Founded:** 1887  
**Nickname:** Trojans  
**Conference:** Sun Belt  
**Stadium:** Movie Gallery (30,000)  
**President:** Dr. Jack Hawkins Jr.  
**Athletics Director:** Steve Dennis  
**Head Coach:** Larry Blakeney  
**Record at TU:** 128-64-1 (16 yrs.)  
**2006 Record:** 8-5  
**2006 Bowl:** New Orleans Bowl  
**Starters Ret./Lost:** 14/8

**Location:** Troy, AL  
**Enrollment:** 28,255  
**Colors:** Cardinal, Silver, Black  
**Series:** MT leads 11-3

**Overall:** Same  
**SBC Record:** 6-1  
**Final AP Rank:** None  
**Lettermen Return.:** 51



### Media Relations Office


**FB Contact:** Ricky Hazel  
**Office:** 334.670.3832 **Home:** 334.670.6970  
**Email:** jehazel@troy.edu  
**Assistant MRD:** Jim Stephan  
**Press Box Phone:** 334.670.3229  
**Overnight Address:** Davis Fieldhouse, 5000 Veterans Stadium Drive, Troy, AL 36082

### 2007 Schedule

S1 at Arkansas	O20 North Texas
S8 at Florida	O27 at Arkansas
S14 Oklahoma State	N3 at Georgia
S22 at Louisiana-Lafayette	N10 at Western Kentucky
S29 Louisiana-Monroe	N20 Middle Tennessee
O6 at FIU	D1 Florida Atlantic







Johnny "Red" Floyd Stadium was constructed in 1933 as Horace Jones Field. The facility had portable bleachers for about the first 15 years until a major renovation put concrete grandstands in place in the 1940s.

Division I in today's terms with a 57-7 win over Memphis State.

- In the final game of the 1925 season, the Middle Tennessee Teachers College (as it was known from 1925 to 1942) took its longest road trip of the team's existence. The Normals made their way to central Florida to take on Stetson. The Hatters won the game 10-0 in a contest played on a natural surface of sand.

- In 1926, Frank Faulkinberry began his first season at the helm. Not only did Faulkinberry serve as football coach, he was also the school's basketball and baseball coach as well as a professor. He produced an overall 32-24-4 record during his seven years as head coach.

- In a game against North Alabama in 1927, 76 points were put up by MTSTC, which still stands as the most points scored in one game.

- In 1929, the football team played its first ten-game schedule, going 6-3-1 on the season.

## 1930s

- The 1930s brought definitive change within the football program. In 1933, the team had a new place to play their home games, Horace Jones Field. E.M. Waller coached the team for the next two years.

- After witnessing a 70-7 loss to Murray State, Horace Jones - although he never played or coached football - helped initiate the recruiting of football players. His first recruit...Charles Murphy.

- In 1934, the *Daily News Journal* held a contest to give the school's athletic team's a specific nickname. The Pedagogues, Normals, and Teachers had all been used. Charles Sarver, a member of the football team, won the \$5 contest with the name Blue Raiders. Sarver had been a fan of the Colgate Red Raiders and substituted the school's blue for Colgate's red.

- In 1935, the season saw the return of Johnny "Red" Floyd. As in his first stint in 1917, Floyd led the Blue Raiders to another undefeated season including revenge over Murray and a win over Tennessee Tech for the first time in seven years.

## 1910s

- In 1912, the Middle Tennessee Normal School strapped up and donned the pads for the first time as L. E. (Mutt) Weber, a student no less, coached the Normals or Pedagogues depending on who you ask. Although it is unlikely that this group of men actually played an organized game against another institution (since no records exist), the foundation for football had been laid at the Normal School in Murfreesboro.

- By 1913, a buzz had been created by a group of young men forming a football team the previous year, which prompted the administration to appoint an official coach for the team. Alfred B. Miles, a biology and physiology professor, took the reins of the football team. In 1913, the Normal School played its first official game, a 47-0 win against MBA. Although it's unknown what level of talent the team played against, they went on to a 5-1-1 record including a tie against Vanderbilt's "B" squad.

- The following season, the Normal School rolled to an undefeated season, winning five straight games after a tie against Cumberland in the opener.

- In 1917, Miles left the school due

to World War I. Although he returned in 1919, a young man by the name of Johnny "Red" Floyd took over for him that season. Interestingly enough, Floyd was a football player at Vanderbilt at the time. However, no football was played at Vanderbilt that year.


- In his first season as a football coach, Floyd led the Normal school to an undefeated 7-0 season.

- No football was played in 1918 due to the war, and Floyd returned to Vanderbilt the following season. Miles also returned in 1919 to coach the team once again and led the Normals to their second straight undefeated season and third in the program's six years of play.

## 1920s

- Miles continued to coach the team through the early part of the decade, but his final year came in 1923. Miles was credited with a 34-15-4 record as the Normal School's first officially recognized coach.

- Guy Stephenson coached the team in 1924 and 1925. Although Stephenson produced only a 4-9-2 record, he did give the school its first win over an opponent which we would refer to as



Along with Max Arnold and Charlie Lyons, Maxie Runion (64) was named an All-American in 1950.

## 1950s

- The 1950 season produced the first all-American selections in the school's history: fullback Max Arnold, halfback Maxie Runion, and guard Charles Lyons.

- On November 18, 1950, Middle Tennessee traveled by plane for the first time in school history when the team flew to Beaumont, Texas., to face Lamar Tech. The Blue Raiders won the game 27-0. Maxie Runion, the All-American halfback, took a one-week train ride because he was afraid to fly. He returned a punt for a TD in the win.

- In 1952, Middle Tennessee joined the Ohio Valley Conference. Bobby Young, Howard Alsup, and Garnett Rather became the first Blue Raiders to be selected to the All-Conference team.

- The Blue Raiders won their first conference title with a 5-0 OVC record in 1956. Fullback Terry Sweeney earned All-American honors and the team made their first bowl appearance (a 27-13 loss to Sam Houston State) in the Refrigerator Bowl.

- Charles Murphy's 1957 team won their second straight OVC Championship and capped a perfect 10-0 season by shutting out Tennessee Tech 22-0. In the process, MT recorded win number 200 against Chattanooga 20-6. Ends Jerry Hurst and G. E. McCormack and tackle Ralph Massey earned All-American honors.

- The Blue Raiders made it three years in a row when they shared the OVC title with Tennessee Tech in 1958.

- In 1959, with Middle Tennessee and Tennessee Tech tied at 5-0 in conference play, the two rivals battled to a 21-21 tie, and the teams shared the OVC crown for a second consecutive season. It was also the fourth straight conference title for the Blue Raiders.

- Middle Tennessee picked up its first bowl victory in the Tangerine Bowl (now called the Citrus Bowl) with a 21-12 win over Presbyterian capping an 11-0-1 season.

## 1960s

- The decade was Middle Tennessee's most prolific for wins. The Blue Raiders won 75 of their 105 games (winning percentage of .714). Prior to the 1960 season, Horace Jones Field was expanded to seat 10,000.

- For the second time in three seasons, Middle Tennessee played in the Tangerine Bowl in 1961 but was defeated by Lamar Tech.

- In 1962, the Blue Raiders shared the OVC title with Morehead State, Eastern Kentucky, and East Tennessee State.

- End George Dykes (1963), halfback Jimbo Pearson (1964), and Keith Atchley (1965) earned All-American honors.

- The 1964 squad won the OVC title and played in their final bowl game to date, a 20-0 win in the Grantland Rice Bowl over Muskingum.

- In 1965, MTSC acquired university status.

- Charles Murphy led the 1965 team to his fourth and final undefeated season as well as his seventh OVC Championship. Teddy Morris and Keith Atchley became co-OVC Players of the Year, the first Blue Raiders to win this honor.

- At the end of the 1965 season, Teddy Morris left the University as the most prolific passer in school history. Following the season, Morris' number 14

- Floyd's first loss as a head coach did not come until the following year in the opener against Vanderbilt.
- The 1937 season saw the Blue Raiders play a 13-13 tie against rival Tennessee Tech. At the end of the season, unsatisfied by the tie, the two teams decided to play a second game. The Blue Raiders won 29-0. Middle Tennessee also reached the 100-win plateau that season with a 19-0 victory over Austin Peay.
- Floyd retired following his only losing season in 1938.


## 1940s

- Horace Jones Field was given a face-lift in 1940 when expansion added permanent concrete grandstands.

- The school's name was changed in 1943 to Middle Tennessee State College; however, no football was played from 1943 to 1945 due to World War II.

- In 1947, the winningest coach to ever walk the sidelines of Horace Jones Field began the first of his 22 years leading the Blue Raiders. Charles "Bubber" Murphy led his team to a 9-1 record that first year.

- Although he had to weather the critics after switching the offensive system to the wing-T the following year, which produced a mediocre 4-4 mark, Murphy led the team to the first of his four undefeated seasons the next year.




Coach "Bubber" Murphy is the all-time winningest coach in school history with 155 victories.



# Blue Raider History

2006 SUN BELT CONFERENCE CHAMPIONS



James "Boots" Donnelly became the 12th coach of Middle Tennessee in 1979. Donnelly later served as athletic director.

became the first and only number to be retired at Middle Tennessee.

- The opening game of the 1967 season saw the Blue Raiders play Navy Pensacola, a team of former college all-stars. The Navy team was led by 1963 Heisman Trophy winner Roger Staubach. In the 28-7 victory, the Blue Raiders held Staubach to 16 of 45 passing for 137 yards and three interceptions, all by Mike Matheny.

- In 1968, Charles Murphy endured his only losing season in 22 years as head coach and resigned with 16 conference titles as the winningest coach in Blue Raider history at 155-63-8, a winning percentage of .704.

## 1970s

- Three different coaches led the Blue Raiders from 1969 to 1978. Bill Peck had the best tenure with a 25-23 record in five seasons.

- Middle Tennessee reached the 300-win mark with a 24-6 victory over Austin Peay on October 21, 1972.

- The *Nashville Banner* named Teddy Morris as the Offensive Player of the De-

cade for the 1960s.

- On September 8, 1973, the Blue Raiders played their first-ever game against in-state rival Tennessee State at Vanderbilt's Dudley Field.

- Due to the use of Horace Jones Field by Riverdale and Oakland High Schools, Middle Tennessee installed artificial turf. The first game on the new surface was a 23-13 win over Tennessee-Chatanooga on Oct. 2, 1971.

- Following a stellar career, Ray Oldham became the first Blue Raider to be selected in the NFL draft in 1973 going in the eighth round to the Baltimore Colts.

- Mike Moore was named OVC Player of the Year in 1975 and earned All-American status in 1976.

- Charles Murphy, Teddy Morris, and Horace Jones became the first inductees to the Blue Raider Hall of Fame in 1976.

- After reclassification of the football structure by the NCAA in 1978, Middle Tennessee played its first game against a Division I-A team - Tennessee State, which was classified I-A from 1978 to 1981. The game was a 13-6 loss on September 2, 1978.

- Prior to the 1979 season, James "Boots" Donnelly became the twelfth man to coach the Blue Raiders.

## 1980s

- During the 1980s, the football program produced more talent than in any

other decade. Five All-Americans and seven OVC Players of the Year played on the Horace Jones carpet.

- Roger Carroll (1983), Kelly Potter (1984), Don Griffin (1984), and Don Thomas (1988) earned All-American honors.

- OVC Player of the Year honors went to Dennis Mix (1982), Vince Hall and Randy Carr (1984), Marvin Collier and Don Griffin (1985), Don Thomas (1988), and Anthony Coleman (1989).


- James Griffin was selected in the seventh round of the 1983 NFL Draft by the Cincinnati Bengals.

- In 1984, Boots Donnelly led the Blue Raiders to their first ever I-AA playoff appearance. Middle Tennessee reached the semifinals after defeating Eastern Kentucky (27-19) and Indiana State (42-41, 3 OT) before losing to Louisiana Tech (21-13). The team set a school record of 11 wins with a victory over Indiana State.


- The 1985 team posted 11 wins again on their way to the OVC Championship, a second straight playoff appearance, and the number one ranking in the nation. However, Georgia Southern knocked the Blue Raiders out of the playoffs in the first round.

- Don Griffin (1986) and Tony Burse (1987) were selected in the sixth and seventh rounds, respectively, by San Francisco and Seattle.

- On September 21, 1989, Middle Tennessee played one of the most infamous games in school history. The



The 1985 team went 11-0 in the regular season and was ranked No. 1 in the nation while grabbing an OVC championship.



*Don Griffin, a sixth round NFL Draft pick, had 13 career interceptions as a Blue Raider.*

game, scheduled in Statesboro, Georgia against Georgia Southern, went on as planned despite the effects of approaching Hurricane Hugo. Coined the Hurricane Bowl, the Blue Raiders fell to the Eagles 26-0 in a driving rain with wind gusts up to 50 mph.

▪ Middle Tennessee won the OVC in 1989 and returned to the playoffs, where they defeated Appalachian State 24-21 in the first round to set up a rematch with Georgia Southern. The Eagles ended the Blue Raiders' season for the second time in five years on their way to the national championship.

## 1990s

▪ The 1990 Blue Raiders won their second straight OVC title and collected 11 wins for the third time in school history. The eleventh was a first-round playoff win over Jackson State. Boise State ended the Blue Raiders' season with a 20-13 win in the quarterfinals.

▪ The 1990 team also helped the program reach another milestone: 400 wins. Number 400 came on September 22, 1990, against Western Kentucky 20-7.

▪ In 1991, Middle Tennessee had to endure an unusual schedule that gave the team only three home games. The team got an additional home game when the University was granted a first-

round playoff game by the NCAA.

▪ One of the road games that season included a trip to Tallahassee, Florida, to face the number one team in the nation, the Florida State Seminoles. Although MT kept the game interesting for 30 minutes, the Seminoles pulled away from their slim 20-10 halftime lead to win the game by a final score of 39-10.

▪ The first-round playoff game at Horace Jones Field in 1991 marked the third straight year Middle Tennessee had advanced to the playoffs. In overtime, Middle Tennessee edged into the second round with a 20-19 victory over Sam Houston State. The season ended in the second round with a loss to conference nemesis Eastern Kentucky.

▪ Tailback Joe Campbell became the first two-time All-American at Middle Tennessee, earning the honors in 1990 and 1991. Campbell also shared OVC Player of the Year with defensive back Marty Carter.

▪ Carter became the fifth Blue Raider to be selected in the NFL Draft when he was taken in the eighth round by Tampa Bay in 1991.

▪ Middle Tennessee's first road game of the 1992 season led the team to Lincoln, Nebraska, to face the nation's number one team for a second consecutive year. MT held the potent Nebraska option offense to only two first half touchdowns and a slim 14-7 lead at halftime. Nebraska's superior depth and size advantage proved to be too much, and the Cornhuskers rolled to a 48-7 win.

▪ The 76,194 in attendance in Nebraska's Memorial Stadium was the largest crowd to witness a Middle Tennessee game to that date.

▪ On October 3, 1992, the Blue Raiders played their second Division I-A team of the season. MT upset Northern Illinois by a score of 21-13. The win marked the first time a Blue Raider team had defeated a I-A team since reclassification by the NCAA in 1978.

▪ On November 14, 1992, Middle Tennessee recorded its largest margin of victory with a 70-0 win over Morehead State.

▪ Steve McAdoo became Middle Tennessee's second two-time All-American in 1992.

▪ For the fourth consecutive year, Middle Tennessee advanced to the I-AA playoffs and lost in the second round. The Blue Raiders advanced to round two after a 35-10 victory over Appalachian State but lost to the eventual national champs, Marshall, by a score of 35-21.


▪ Mike Caldwell was named 1992 OVC Player of the Year and was selected in the third round by the Cleveland Browns. As the 83rd overall selection, Caldwell was the highest Blue Raider to be selected in the NFL Draft to date.

▪ Walter Dunson was also drafted in '92 in the fifth round by the San Diego Chargers, marking the first time in Middle Tennessee history two players were selected in the NFL Draft in the same year.

▪ On September 4, 1993, MT played outside of the continental United States for the first time, at the University of Hawaii. The Rainbows defeated Middle Tennessee 35-14.

▪ The 1994 Blue Raiders returned to the playoffs but were eliminated by Marshall for the second time in three years.

▪ Kippy Bayless became Middle Ten-



*Mike Caldwell was the 1992 OVC Player of the Year and went on to be drafted by the Browns in the third round.*

# Blue Raider History

2006 SUN BELT CONFERENCE CHAMPIONS

nessee's first two-time OVC Player of the Year, winning the honor in back-to-back seasons in 1993 and 1994.

- During March of 1993, the Steering Committee submitted a plan for inter-collegiate athletics titled "Moving to the Highest Level," a plan to move up to Division I-A in football.

- On August 24, 1995, a \$25 million stadium expansion was announced. Five days later, the university announced that the football program would move to Division I-A.

- On May 31, 1996, the OVC, by a 9-0 vote, allows MT to leave the conference in football to compete as a Division I-A Independent. In December, Athletic Director Lee Fowler announced that the move to I-A would be delayed until 1999.

- Following the 1997 season, Jonathan Quinn became a third-round draft pick of the Jacksonville Jaguars as the 86th overall selection.

- On September 5, 1998, MT opened the newly renovated Floyd Stadium against Tennessee State. A Middle Tennessee and OVC record crowd of 27,568 witnessed a thrilling 28-27 win by the Blue Raiders.

- After 20 seasons at the helm of the Blue Raiders, Boots Donnelly announced on September 30, 1998, that

he would retire from coaching at the end of the season.

- On December 8, 1999, Andy McCollum was named Middle Tennessee's head coach to lead the Blue Raiders into Division I-A.

- On September 1, 1998, Middle Tennessee was officially recognized as a Division I-A member by the NCAA in a ceremony held at Floyd Stadium. MT became one of only 114 schools in America competing at the highest level.

- The Blue Raiders traveled to Starkville, Mississippi, on September 4, 1999, to play their first-ever game as a Division I-A member against SEC power Mississippi State. The Bulldogs won the contest 40-7.

- Two weeks later, on September 18, Middle Tennessee got their first win as a Division I-A team with a 52-42 shootout win over I-AA Wofford.


- On November 4, 1999, Middle Tennessee accepted an invitation to move all its athletic teams to the Sun Belt Conference effective July 1, 2000. This move ended a 48-year association with the Ohio Valley Conference.

- On November 13, 1999, Central Florida became the first Division I-A opponent to travel to Middle Tennessee for a game at Floyd Stadium. MT fell to the Golden Knights 39-10.

- Middle Tennessee completed its first year at the Division I-A level with a win over East Tennessee State, which gave the Blue Raiders a 3-8 record in its first I-A season.

## 2000s

- On October 7, 2000, sophomore running back Dwone Hicks shattered the school's single-game rushing mark with 311 yards and six touchdowns in a home win against Louisiana Tech. The effort was recognized on ESPN and earned him Independent Player of the Week honors by *College Football News*.



*Kendall Newson, who is the career leader in receptions at MT, was the first player in the I-A era to be drafted by the NFL.*

- Middle Tennessee, in just its second year of I-A football, recorded a winning season with a 41-38 (2OT) victory against Louisiana-Lafayette at home on Nov. 18, 2000.


- For his team's efforts in 2000, Andy McCollum was named the Tennessee Sports Writers Association Coach of the Year.

- Middle Tennessee made history on Aug. 30, 2001, by traveling up the road to Nashville and upsetting rival Vanderbilt 37-28. The win marked the Blue Raiders' first-ever victory over the Commodores and the first over a team from the SEC.

- The Sept. 24 issue of *Sports Illustrated* listed Dwone Hicks as a Dark Horse Heisman Trophy candidate.

- Middle Tennessee entered the NCAA record books on Oct. 6, 2001, for the most combined points by two teams in a single game. The Blue Raiders defeated Idaho at Floyd Stadium 70-58 after leading 42-10 at the half. In all, the two teams combined for 128 points, 1,445 total yards of offense, 18 touchdowns, 67 first downs, and 166 offensive plays.

- The greatest comeback victory in



*Tyrone Calico became the highest drafted player in school history when he was taken in the second round by the Titans in 2002.*



school history occurred on Oct. 27, 2001, against New Mexico State. The Blue Raiders entered the fourth quarter down 24 points but managed to score on every offensive possession the rest of the way to eke out a 39-35 victory. In the fourth quarter alone, quarterback Wes Counts completed 13 of 16 passes for 218 yards, and receiver Kendall Newson hauled in seven passes for 119 yards.

- On Nov. 3, 2001, Middle Tennessee clinched a Sun Belt Conference co-championship by defeating Arkansas State 54-6 at Floyd Stadium.

- On January 15, 2002, former Blue Raider Hall of Fame football coach James "Boots" Donnelly was named the school's fifth full-time athletic director.

- For the second time in three I-A seasons, Head Coach Andy McCollum was tabbed the 2001 Tennessee Sports Writers Association Coach of the Year. McCollum guided the Blue Raiders to an impressive 8-3 mark and a league championship.

- Middle Tennessee kicked off its first-ever Heisman Trophy promotional campaign in April of 2002 for Dwone Hicks.

- On April 21, wide receiver Kendall Newson became the first drafted player since Sulecio Sanford was taken in the seventh round by the Chicago Bears in 1999. Newson was picked in the seventh round by the Jacksonville Jaguars as the 222nd selection overall.

- In 2002, the Blue Raiders played in a school record seven televised games.

- In August of 2002, Middle Tennessee received a vote in the Preseason Associated Press College Football Top 25 Poll for the first time in school history. The Blue Raiders earned a total of one vote, which ranked them No. 50 overall in the preseason poll, then jumped to No. 49 in the first regular season poll.

- On September 7, 2002, the Blue Raiders traveled to Knoxville, Tennessee, to take on the Tennessee Vols for the first time in school history. MT played in front of 107,672 fans, the biggest crowd to ever see a Blue Raider team play.

- Wide receiver Tyrone Calico became the highest drafted player in school history when the Tennessee Titans select-

ed him in the second round on April 26 at the NFL Draft as the 60th pick overall.

- On Nov. 15, 2003, the Blue Raiders played a record four overtimes in their home loss to Louisiana-Lafayette (57-51). In all, MT played three overtime games during the season.

- On January 12, 2005, Boots Donnelly stepped down as athletic director.

- On April 8, 2005, Chris Massaro was named the sixth athletic director in school history.

- On May 19, 2005, Middle Tennessee announced a home football game with ACC member Virginia. The Wahoos will be the first ACC team to ever play in Floyd Stadium.

- On November 21, 2005, the school announced that Andy McCollum would be relieved of his duties as head coach effective at the end of the season. McCollum elected to coach the remaining two games on the schedule.


- On December 6, 2005, the Sun Belt Conference announced that Blue Raider defensive tackle Jeff Littlejohn was the 2005 SBC Defensive Player of the Year. Littlejohn became the first Defensive Player of the Year at MT since Mike Caldwell in 1992.

- On December 12, 2005, a new era of Middle Tennessee football began with the hiring of Rick Stockstill as the school's 14th head coach.

- On April 8 before the Blue-White Spring Game, Athletic Director Chris Massaro announced that a new synthetic turf would be installed for the 2006 season.

- In Head Coach Rick Stockstill's first season (2006) at the helm, the Blue Raiders won a Sun Belt Conference championship and were selected for their first bowl game in the I-A era. Middle Tennessee faced Central Michigan in the Motor City Bowl at Ford Field in Detroit on ESPN December 26.

- Junior safety/kick returner Damon Nickson became the program's first All-American in the I-A era. Nickson was



*Middle Tennessee conducted a Heisman trophy campaign in 2002 for Dwone Hicks.*

picked as a second team All-American by *Sports Illustrated*.

- Middle Tennessee set a single-season attendance record in 2006 with an average of 22,037 per game. The program also set a new single-game home attendance mark when 32,797 watched the Blue Raiders take on no. 8 Louisville at LP Field in Nashville.

- At the 2007 Spring Game, Athletic Director Chris Massaro announced that new video boards would be installed in Floyd Stadium and Murphy Center for the 2007-2008 school year.



# Blue Raider Scoreboard

2006 SUN BELT CONFERENCE CHAMPIONS

## All-Time Record 500-358-28 (.580)

Middle Tennessee football began in 1911, but there are only records of one game each in 1911 and 1912.

### 1911 (0-1)

**Coach: L.E. Mutt Weber**

Nov. 11 Fitzgerald and Clark..... L 6-0

### 1912 (1-0)

**Coach: L.E. Mutt Weber**

Oct. 12 Fitzgerald and Clark..... W 29-7

### 1913 (5-1-1)

**Coach: Alfred B. Miles**

MBA ..... W 47-0  
Bowen ..... W 29-0  
at Fitzgerald and Clark ..... W 32-0  
Vanderbilt "B" ..... T 0-0  
Vanderbilt Meds ..... W 16-14  
Hume-Fogg ..... W 33-0  
at Morgan ..... L 7-34

### 1914 (5-0-1)

**Coach: Alfred B. Miles**

at Cumberland ..... T 0-0  
Vanderbilt "B" ..... W 9-6  
Morgan ..... W 30-0  
Oct. 10 Western Kentucky ..... W 47-0  
Castle Heights ..... W 21-7  
Vanderbilt Meds ..... W 25-0

### 1915 (2-3-1)

**Coach: Alfred B. Miles**

at Vanderbilt ..... L 0-51  
Cumberland ..... T 0-0  
at Castle Heights ..... W 20-0  
Chatt. Central ..... L 0-20  
Vanderbilt "B" ..... L 0-14  
Nov. 12 at Western Kentucky ..... W 47-0  
SW Presbyterian ..... W 14-7



**Alfred B. Miles**  
1913-16; 1919-23  
(35-16-4)  
(.672)



**Johnny "Red" Floyd**  
1917; 1935-38  
(30-8-1)  
(.782)



**Guy Stephenson**  
1924-25  
(4-9-2)  
(.333)



**Frank Faulkinberry**  
1926-32  
(33-26-4)  
(.555)

### 1916 (5-2-0)

**Coach: Alfred B. Miles**

Sept. 30 at Chattanooga ..... L 7-20  
Sewanee ..... L 7-10  
Castle Heights ..... W 20-0  
Cumberland ..... W 49-0  
at SW Presbyterian ..... W  
Chatt. Central ..... W 14-0  
Vanderbilt "B" ..... W 14-0

### 1917 (7-0-0)

**Coach: Johnny (Red) Floyd**

Sewanee Military Acad. .... W 33-0

Sewanee "B" ..... W 38-0  
at Vanderbilt "B" ..... W 13-0  
at Tennessee Tech ..... W 26-0  
at Castle Heights ..... W 31-0  
at Baylor (Chatt.) ..... W 32-0  
at Bedford Co. Stars ..... W 28-0

### 1918

**No Football (WW I)**

### 1919 (6-0-0)

**Coach: Alfred B. Miles**

Oct. 18 Chattanooga ..... W 49-0  
Vanderbilt Meds ..... W 17-0  
Union (Tenn.) ..... W 41-6  
at Cumberland ..... W 41-0  
(Only scores available)

### 1920 (4-1-0)

**Coach: Alfred B. Miles**

Bethel (Ky.) ..... W 28-0  
Maryville ..... W 33-14  
Bethel (Ky.) ..... W 44-0  
Vanderbilt ..... L 0-34  
at Vanderbilt Meds ..... W 21-6

### 1921 (3-2-1)

**Coach: Alfred B. Miles**

at Vanderbilt ..... L 0-34  
Sewanee "B" ..... W 7-0  
Vanderbilt "B" ..... W 14-13  
at Tennessee Meds ..... L 0-20  
Nov. 11 Western Kentucky ..... W 15-7  
at Union (Tenn.) ..... T 0-0

### 1922 (2-6-0)

**Coach: Alfred B. Miles**

at Vanderbilt ..... L 0-38  
Oct. 6 at Western Kentucky ..... L 0-31  
Bethel (Ky.) ..... L 0-9  
Bryson ..... W 13-12  
at Southwestern ..... W 7-0  
Sewanee Frosh ..... L 0-19  
Vanderbilt Frosh ..... L 0-25  
at Union (Tenn.) ..... L 0-41

### 1923 (3-1-0)

**Coach: Alfred B. Miles**

Bethel (Tenn.) ..... W 24-0  
Evansville ..... W 51-12  
Bethel (Ky.) ..... W 28-0  
Nashville Central ..... L 6-20

### 1924 (1-5-0)

**Coach: Guy Stephenson**

Bethel (Ky.) ..... L 0-13  
Oct. 18 Western Kentucky ..... L 0-44  
Tennessee Tech ..... L 0-6  
Maryville ..... L 0-28  
at Bethel (Tenn.) ..... W 14-0  
at Cumberland ..... L 0-32

### 1925 (3-4-2)

**Coach: Guy Stephenson**

at Vanderbilt ..... L 0-27  
Oct. 3 at Sewanee ..... L 0-53  
Oct. 10 Bryson ..... W 13-6  
Oct. 17 Western Kentucky ..... T 7-7  
Oct. 24 at Tennessee Tech ..... T 0-0  
Oct. 31 Bethel (Tenn.) ..... W 30-12  
Nov. 5 at Murray State ..... L 0-6  
Nov. 13 Memphis State ..... W 57-7  
Stetson ..... L 0-10



The 1913 team recorded five shutouts during its 5-1-1 campaign under Alfred Miles.



# Blue Raider Scoreboard

2006 SJN BELT CONFERENCE CHAMPIONS



## 1926 (4-2-1)

**Coach: Frank Faulkinberry**

at Vanderbilt "B".....	W 12-0
Ogden (Ky.) .....	W 40-0
Oct. 22 at Memphis State .....	W 27-0
Oct. 29 Cumberland.....	W 23-7
Nov. 6 Murray State.....	T 0-0
at Vanderbilt .....	L 0-69
at Sewanee .....	L 0-48

## 1927 (6-2-0)

**Coach: Frank Faulkinberry**

Jacksonville State .....	W 13-0
at Cumberland .....	W 19-0
Oct. 14 Memphis State .....	W 47-6
at Union (Tenn.) .....	L 14-33
North Alabama .....	W 76-7
Nov. 5 at Murray State .....	L 7-13
Tennessee Tech.....	W 13-0
Bryson .....	W 13-0

## 1928 (2-4-1)

**Coach: Frank Faulkinberry**

Jacksonville State .....	W 6-0
Cumberland .....	L 0-13
Oct. 20 Western Kentucky.....	L 0-19
Oct. 26 at Memphis State .....	T 13-13
Nov. 3 Murray State.....	L 6-14
Bethel (Tenn.).....	W 32-0
at Tennessee Tech.....	L 12-25

## 1929 (6-3-1)

**Coach: Frank Faulkinberry**

Sept. 21 at Chattanooga.....	L 0-40
Sept. 28 at Western Kentucky.....	L 0-19
Oct. 5 Cumberland.....	W 6-0
Oct. 12 North Alabama .....	W 21-7
Oct. 18 at Maryville .....	L 0-6
Oct. 26 Vanderbilt Frosh .....	W 13-0
Nov. 2 at Murray State .....	W 6-0
Nov. 8 Sewanee Frosh .....	W 13-7
Nov. 16 Piedmont.....	W 13-0
Nov. 30 at Tenn. Tech .....	T 13-13

## 1930 (5-5-1)

**Coach: Frank Faulkinberry**

Sept. 13 at Vanderbilt.....	L 0-28
Sept. 20 at Chattanooga .....	L 0-25
Sept. 27 LMU .....	W 36-0
Oct. 4 at Vanderbilt .....	L 0-13
Oct. 11 North Alabama .....	W 18-0
Oct. 18 at Western Kentucky .....	L 7-13
Oct. 25 at Tenn. Wesleyan .....	L 6-13
Nov. 1 Murray State.....	W 19-0
Nov. 8 Bethel (Tenn.).....	W 27-0
Nov. 15 at Piedmont.....	W 12-6
Nov. 29 Tennessee Tech .....	T 0-0

## 1931 (6-4-0)

**Coach: Frank Faulkinberry**

Sept. 19 at Chattanooga.....	L 0-19
Sept. 26 LMU .....	W 47-0
Oct. 2 at UT Martin .....	W 19-0
Oct. 9 at Bethel (Ky.).....	W 25-0
Oct. 17 at Western Kentucky .....	L 0-12
Oct. 24 Tenn. Wesleyan .....	W 26-6
Oct. 31 at Murray State .....	L 7-13
Nov. 7 Memphis State .....	W 15-0
Nov. 14 Miami (Fla.).....	W 20-0
Nov. 26 at Tennessee Tech.....	L 7-19



**E. M. Waller**  
1933-34  
(3-14-1)  
(.194)



**Herc Alley**  
1939  
(1-6-1)  
(.188)



**E. W. Midgett**  
1940-42; 1946  
(17-12-3)  
(.578)



**Charles Murphy**  
1947-68  
(155-63-8)  
(.704)

## 1932 (4-6-0)

**Coach: Frank Faulkinberry**

Sept. 17 at Sewanee.....	L 0-12
Sept. 24 at Maryville .....	L 6-12
Oct. 1 UT-Martin.....	W 18-7
Oct. 8 at Chattanooga.....	L 0-26
Oct. 15 Western Kentucky.....	L 7-21
Oct. 29 Murray State.....	L 6-7
Nov. 5 at Memphis State .....	W 6-0
Nov. 12 Union (Tenn.).....	W 14-7
Nov. 24 Tennessee Tech .....	L 6-32
Dec. 3 at Miami (Fla.).....	W 7-0

## 1933 (1-7-1)

**Coach: E. M. Waller**

Sept. 30 at Western Kentucky.....	L 0-32
Oct. 7 at Chattanooga.....	L 0-46
Oct. 14 Jacksonville State .....	T 0-0
Oct. 21 Maryville .....	W 25-0
Oct. 28 at Murray State .....	L 7-70
Nov. 3 Memphis State .....	L 6-21
Nov. 11 Cumberland.....	L 6-12
Nov. 17 Union (Tenn.).....	L 0-7
Nov. 30 at Tennessee Tech.....	L 0-6

## 1934 (2-7-0)

**Coach: E. M. Waller**

Sept. 28 Freed-Hardeman .....	W 18-0
Oct. 6 at Chattanooga.....	L 0-9
Oct. 12 Union (Tenn.).....	W 6-0
Oct. 20 at Cumberland.....	L 0-12
Oct. 26 Western Ky.....	L 0-14
Nov. 3 at Memphis State .....	L 0-18
Nov. 10 Murray State.....	L 0-12
Nov. 16 at Maryville .....	L 6-13
Nov. 29 at Tennessee Tech.....	L 0-12

## 1935 (8-0-0)

**Coach: Johnny (Red) Floyd**

Sept. 27 Cumberland.....	W 13-6
Oct. 4 North Alabama .....	W 20-0
Oct. 11 at Union (Tenn.).....	W 7-0
Oct. 18 Memphis State .....	W 35-0
Oct. 25 Western Kentucky.....	W 7-0

Nov. 9 at Murray State.....	W 19-6
Nov. 15 Maryville .....	W 20-7
Nov. 28 at Tennessee Tech.....	W 7-6

## 1936 (7-1-0)

**Coach: Johnny (Red) Floyd**

Sept. 26 at Vanderbilt.....	L 0-45
Oct. 2 North Alabama.....	W 12-0
Oct. 9 Troy State.....	W 19-0
Oct. 17 at Western Kentucky.....	W 9-0
Oct. 23 Murray State.....	W 19-14
Oct. 31 at Memphis State .....	W 19-0
Nov. 7 Austin Peay.....	W 27-0
Nov. 26 Tennessee Tech .....	W 7-6

## 1937 (6-1-1)

**Coach: Johnny (Red) Floyd**

Sept. 24 Memphis State .....	W 20-6
Oct. 1 Troy State.....	W 13-0
Oct. 8 Jacksonville State .....	W 27-0
Oct. 15 at Murray State.....	L 14-21
Oct. 27 Tennessee Tech .....	T 13-13
Nov. 5 Austin Peay.....	W 19-0
Nov. 12 Delta State.....	W 7-0
Nov. 25 at Tennessee Tech.....	W 29-0

## 1938 (2-6-0)

**Coach: Johnny (Red) Floyd**

Sept. 23 Jacksonville State .....	W 13-0
Sept. 30 Murray State.....	L 0-34
Oct. 7 at Tennessee Tech.....	L 0-7
Oct. 15 at Memphis State .....	L 7-26
Oct. 28 Tenn. Wesleyan.....	L 6-12
Tusculum .....	W 39-0
Nov. 11 at Delta State.....	L 0-25
Nov. 24 Tennessee Tech .....	L 0-12

## 1939 (1-6-1)

**Coach: Herc Alley**

Sept. 22 Jacksonville State .....	T 6-6
Sept. 29 Murray State.....	L 2-14
Oct. 13 Memphis State .....	L 6-25
Oct. 20 at Cumberland.....	L 6-14
Oct. 28 Western Kentucky.....	L 2-26
Nov. 11 Union (Tenn.).....	L 13-0
Nov. 17 Troy State.....	W 14-7
Nov. 25 at Tennessee Tech.....	L 3-20

## 1940 (4-4-0)

**Coach: E. W. Midgett**

Sept. 27 Jacksonville State .....	W 46-7
Oct. 4 Austin Peay.....	W 35-6
Oct. 12 at Memphis State .....	L 7-14
Oct. 19 Cumberland.....	W 13-0
Oct. 26 at Western Kentucky.....	L 0-13
Nov. 7 at Union (Tenn.).....	L 0-20
Nov. 16 Murray State.....	L 0-18
Nov. 28 Tennessee Tech .....	W 6-0

## 1941 (4-3-1)

**Coach: E. W. Midgett**

Oct. 3 Western Kentucky.....	L 7-15
Oct. 10 Austin Peay.....	W 28-0
Oct. 17 Gordon.....	W 26-0
Oct. 31 Memphis State .....	W 13-12
Nov. 8 at Delta State.....	W 26-6
Nov. 15 at Murray State.....	L 6-34
Nov. 20 Union (Tenn.).....	T 14-14
Nov. 27 at Tennessee Tech.....	L 0-6



# Blue Raider Scoreboard

2006 SUN BELT CONFERENCE CHAMPIONS

## 1942 (4-2-1)

**Coach: E. W. Midgett**

Sept. 24	at Memphis State .....	W 21-13
Oct. 3	Troy State.....	W 20-0
Oct. 9	Camp Forrest .....	W 26-7
Oct. 22	Maryville .....	W 19-13
Oct. 31	at Tampa.....	L 0-13
Nov. 14	at Murray State.....	T 14-14
Nov. 25	Tennessee Tech .....	L 7-25

## 1943-45 No Football (WW II)

## 1946 (5-3-1)

**Coach: E. W. Midgett**

Sept. 26	Jacksonville St. ....	W 21-0
Oct. 3	Milligan .....	T 0-0
Oct. 11	at Union (Tenn.).....	W 14-7
Oct. 17	at Austin Peay.....	W 42-9
Oct. 24	Cumberland.....	W 28-0
Nov. 2	at Maryville .....	L 6-20
Nov. 9	at Centre .....	L 10-18
Nov. 15	Troy State.....	W 12-0
Nov. 28	at Tennessee Tech.....	L 7-21

## 1947 (9-1-0)

**Coach: Charles Murphy**

at Southeast Missouri.....	W 12-0	
Sept. 15	Memphis State .....	W 20-0
	at Milligan .....	W 7-0
Union (Tenn.) .....	W 19-6	
at Austin Peay .....	W 33-0	
at Cumberland .....	W 41-12	
Maryville .....	L 6-13	
Nov. 15	at Troy State.....	W 41-17
East Tennessee .....	W 26-13	
Tennessee Tech.....	W 19-0	

## 1948 (5-5-0)

**Coach: Charles Murphy**

Southeast Missouri.....	W 20-7	
at Maryville .....	W 13-12	
at Union (Tenn.) .....	W 13-9	
Arkansas State .....	W 14-7	
Milligan .....	L 0-7	
at East Tennessee .....	L 0-2	
Nov. 6	at Memphis State .....	L 0-13
Nov. 11	Murray State.....	L 12-26
Cumberland .....	W 13-0	
at Tennessee Tech.....	L 7-32	

## 1949 (8-0-1)

**Coach: Charles Murphy**

Sept. 22	Millington Navy .....	W 25-13
Sept. 30	Maryville .....	W 45-13
Oct. 8	Union (Tenn.).....	W 32-18
Oct. 15	at Arkansas State.....	W 25-12
Oct. 22	at Milligan .....	W 19-0
Oct. 28	East Tennessee.....	W 30-0
Nov. 5	at North Alabama .....	W 54-16
Nov. 12	at Murray State.....	T 7-7
Nov. 24	Tennessee Tech .....	W 14-0

## 1950 (9-2-0)

**Coach: Charles Murphy**

Sept. 16	at Millington Navy.....	W 33-0
Sept. 23	at Vanderbilt.....	L 0-47
Sept. 30	Milligan .....	W 48-6
Oct. 7	at Union (Tenn.).....	W 45-0
Oct. 13	Austin Peay .....	W 34-14
Oct. 20	Morehead State .....	L 7-31
Oct. 28	at East Tennessee.....	W 21-6



Charles Murphy became head coach at Middle Tennessee in 1947 and served until his retirement in 1981.

Nov. 4	North Alabama .....	W 26-6
Nov. 11	Murray State.....	W 34-14
Nov. 18	at Lamar Tech .....	W 27-0
Nov. 30	at Tennessee Tech.....	W 28-7

## 1951 (7-2-2)

**Coach: Charles Murphy**

Sept. 15	Carson-Newman.....	W 38-0
Sept. 22	at Vanderbilt.....	L 7-22
Sept. 29	Sewart AFB.....	W 46-6
Oct. 6	Union (Tenn.).....	W 60-6
Oct. 13	at Austin Peay.....	W 27-6
Oct. 20	at Morehead State .....	W 33-13
Oct. 26	Emory and Henry.....	T 20-20
Nov. 3	at North Alabama .....	W 21-0
Nov. 10	at Murray State.....	L 7-19
Nov. 15	East Tennessee.....	W 45-0
Nov. 22	Tennessee Tech .....	T 14-14

## 1952 (6-5-0; 2-2 OVC)

**Coach: Charles Murphy**

Sept. 14	at Carson-Newman.....	W 19-7
Sept. 21	at W. Kentucky.....	L 19-33
Sept. 27	Sewart AFB.....	W 18-0
Oct. 5	at Chattanooga.....	L 13-39
Oct. 11	Troy State.....	W 33-7
Oct. 18	Morehead State .....	W 27-6
Oct. 25	at Emory and Henry.....	L 7-27
Nov. 1	North Alabama .....	L 18-34
Nov. 8	Murray State.....	L 13-20
Nov. 15	at East Tennessee.....	W 28-14
Nov. 27	at Tennessee Tech.....	W 19-7

## 1953 (7-4-0; 3-2 OVC)

**Coach: Charles Murphy**

Sept. 19	Western Kentucky.....	W 13-0
Sept. 26	at Eastern Ky.....	L 6-15
Oct. 3	Sewart AFB.....	W 33-0
Oct. 10	at Troy State.....	W 6-0
Oct. 17	at Morehead State .....	W 14-0
Oct. 24	Memphis State .....	W 26-20

Oct. 31	at North Alabama .....	L 0-14
Nov. 7	at Murray State.....	W 28-25
Nov. 14	at East Tennessee.....	W 34-28
Nov. 21	at Vanderbilt.....	L 13-31
Nov. 26	Tennessee Tech .....	L 13-46

## 1954 (4-4-2; 2-2-1 OVC)

**Coach: Charles Murphy**

Sept. 18	Sewart AFB.....	W 52-0
Sept. 24	*Eastern Kentucky .....	L 0-26
Oct. 2	*at Western Kentucky.....	L 6-7
Oct. 8	Austin Peay .....	T 7-7
Oct. 16	*Morehead State .....	W 20-13
Oct. 23	at Memphis State .....	L 7-27
Oct. 30	North Alabama .....	W 27-26
Nov. 6	*Murray State.....	W 21-13
Nov. 13	at East Tennessee.....	L 6-30
Nov. 25	*at Tennessee Tech.....	T 7-7

\*Ohio Valley Conference Games

## 1955 (7-2-1)

**Coach: Charles Murphy**

Sept. 16	Morris Harvey .....	W 14-7
Sept. 23	at Eastern Ky.....	W 21-14
Oct. 1	Western Ky.....	W 25-13
Oct. 8	at Austin Peay.....	T 14-14
Oct. 15	at Morehead State .....	W 21-0
Oct. 22	at Vanderbilt.....	L 0-46
Oct. 29	North Alabama .....	W 25-21
Nov. 5	at Murray State.....	W 33-28
Nov. 12	East Tennessee.....	W 20-7
Nov. 24	Tennessee Tech .....	L 14-55

## 1956 (7-3; 5-0 OVC)

**OVC Champions  
Coach: Charles Murphy**

Sept. 15	at Morris Harvey .....	L 0-6
Sept. 21	Austin Peay .....	W 38-20
Sept. 29	*at Western Kentucky .....	W 7-6
Oct. 6	*Eastern Kentucky .....	W 26-19
Oct. 13	*Morehead State .....	W 20-12

Media Information Preview Players About Middle Tennessee Staff 2006 Review Opponents History Records

# Blue Raider Scoreboard

2006 S J N BELT CONFERENCE CHAMPIONS



Oct. 27	at Vanderbilt.....	L 13-23
Nov. 3	*Murray St.....	W 39-7
Nov. 10	at East Tennessee.....	W 20-6
Nov. 22	*at Tennessee Tech.....	W 26-6
Refrigerator Bowl		
Dec. 1	Sam Houston St.....	L 13-27
*Ohio Valley Conference Games		

**1957 (10-0; 5-0 OVC)  
OVC Champions  
(Ranked No. 1 in final NAIA poll)**

**Coach: Charles Murphy**

Sept. 14	at North Alabama.....	W 26-0
Sept. 28	Jacksonville State.....	W 25-0
Oct. 4	*Western Kentucky.....	W 26-7
Oct. 12	*at E. Kentucky.....	W 35-14
Oct. 19	Chattanooga.....	W 20-6
Oct. 26	*at Morehead State.....	W 18-6
Nov. 2	at Austin Peay.....	W 14-0
Nov. 9	*at Murray State.....	W 22-0
Nov. 16	East Tennessee.....	W 33-7
Nov. 28	*Tennessee Tech.....	W 22-0
*Ohio Valley Conference Games		

**1958 (8-2; 5-1 OVC)  
OVC Co-Champions**

**Coach: Charles Murphy**

Sept. 20	Austin Peay.....	W 12-0
Sept. 27	at Jacksonville St.....	W 18-6
Oct. 4	*Western Kentucky.....	W 10-7
Oct. 10	*Eastern Kentucky.....	W 14-0
Oct. 17	at Chattanooga.....	L 7-18
Oct. 25	*Morehead State.....	W 34-6
Nov. 1	North Alabama.....	W 34-6
Nov. 8	*Murray State.....	W 40-0
Nov. 15	*at East Tenn.....	W 27-20
Nov. 27	*at Tennessee Tech.....	L 0-14
*Ohio Valley Conference Games		

**1959 (10-0-1; 5-0-1 OVC)  
OVC Co-Champions**

**Coach: Charles Murphy**

Sept. 19	at Austin Peay.....	W 36-0
Sept. 26	Jacksonville State.....	W 21-20
Oct. 3	*Western Kentucky.....	W 37-2
Oct. 10	*at E. Kentucky.....	W 14-6
Oct. 17	Chattanooga.....	W 28-0
Oct. 24	*at Morehead State.....	W 27-0
Oct. 31	at North Alabama.....	W 34-26
Nov. 7	*at Murray State.....	W 55-0
Nov. 14	*East Tennessee.....	W 30-6
Nov. 26	*Tennessee Tech.....	T 21-21
Tangerine Bowl		
Jan. 1	Presbyterian.....	W 21-12
*Ohio Valley Conference Games		

**1960 (5-5; 4-3 OVC)**

**Coach: Charles Murphy**


Sept. 17	Austin Peay.....	W 6-0
Sept. 24	at Jacksonville St.....	L 0-19
Oct. 1	*at W. Kentucky.....	L 13-20
Oct. 7	*Eastern Kentucky.....	W 14-12
Oct. 14	at Chattanooga.....	L 6-24
Oct. 22	*Morehead State.....	W 28-0
Oct. 29	*North Alabama.....	L 6-7
Nov. 5	*Murray State.....	W 20-3
Nov. 12	*at East Tennessee.....	W 14-6
Nov. 24	*at Tennessee Tech.....	L 8-35
*Ohio Valley Conference Games		



**Bill Peck**  
1970-74  
(27-25-2)  
(.519)



**Ben Hurt**  
1975-78  
(12-31-1)  
(.273)



**Boots Donnelly**  
1979-98  
(140-87-1)  
(.616)

**1961 (7-4; 5-1 OVC)**

**Coach: Charles Murphy**

Sept. 16	at Austin Peay.....	W 40-7
Sept. 23	*at Morehead St.....	W 19-14
Sept. 30	*Western Kentucky.....	W 14-6
Oct. 7	*at E. Kentucky.....	W 22-15
Oct. 14	Pensacola Navy.....	L 7-12
Oct. 21	Chattanooga.....	L 12-25
Oct. 28	at North Alabama.....	W 13-3
Nov. 4	*at Murray State.....	W 27-18
Nov. 11	*East Tennessee.....	W 27-0
Nov. 23	*Tennessee Tech.....	L 6-7
Tangerine Bowl		
Dec. 29	Lamar Tech.....	L 14-21
*Ohio Valley Conference Games		

**1962 (6-4; 4-2 OVC)**

**Coach: Charles Murphy**

Sept. 15	Austin Peay.....	W 28-0
Sept. 22	*Morehead State.....	W 7-0
Sept. 29	*at W. Kentucky.....	W 17-0
Oct. 6	*Eastern Kentucky.....	L 8-28
Oct. 13	at Pensacola Navy.....	L 0-14
Oct. 20	at Chattanooga.....	L 13-34
Oct. 27	North Alabama.....	W 33-2
Nov. 3	*Murray State.....	W 23-6
Nov. 10	*at East Tennessee.....	L 12-20
Nov. 22	*at Tennessee Tech.....	W 20-0
*Ohio Valley Conference Games		

**1963 (8-2; 6-1 OVC)**

**Coach: Charles Murphy**

Sept. 21	at North Alabama.....	W 41-13
Sept. 28	UT-Martin.....	W 21-14
Oct. 5	*Western Kentucky.....	L 6-16
Oct. 12	*at E. Kentucky.....	W 33-28
Oct. 19	Chattanooga.....	L 0-7
Oct. 26	*at Morehead State.....	W 27-7
Nov. 2	*at Austin Peay.....	W 27-0
Nov. 9	*at Murray State.....	W 14-7
Nov. 16	*East Tennessee.....	W 23-0
Nov. 28	*Tennessee Tech.....	W 21-14
*Ohio Valley Conference Games		

**1964 (8-2-1; 6-1 OVC)  
OVC Champions**

**Coach: Charles Murphy**

Sept. 19	North Alabama.....	W 21-3
Sept. 26	at UT-Martin.....	T 0-0
Oct. 3	*at Western Kentucky.....	W 9-0
Oct. 10	*Eastern Kentucky.....	W 20-13
Oct. 17	at Chattanooga.....	L 14-19
Oct. 24	*Morehead State.....	W 13-0
Oct. 31	*Austin Peay.....	L 7-9
Nov. 7	*Murray State.....	W 14-12
Nov. 14	*at East Tennessee.....	W 14-9
Nov. 26	*at Tennessee Tech.....	W 24-0

**Grantland Rice Bowl**

Dec. 12	Muskingum (Ohio).....	W 20-0
*Ohio Valley Conference Games		

**1965 (10-0; 7-0 OVC)  
OVC Champions**

**Coach: Charles Murphy**

Sept. 18	at North Alabama.....	W 44-14
Sept. 25	UT-Martin.....	W 24-14
Oct. 2	*Western Kentucky.....	W 21-0
Oct. 9	*at Eastern Kentucky.....	W 14-10
Oct. 16	Chattanooga.....	W 30-7
Oct. 23	*at Morehead State.....	W 30-28
Oct. 30	*at Austin Peay.....	W 24-20
Nov. 6	*at Murray State.....	W 28-24
Nov. 13	*East Tennessee.....	W 43-19
Nov. 25	*Tennessee Tech.....	W 28-21
*Ohio Valley Conference Games		

**1966 (7-3; 5-2 OVC)**

**Coach: Charles Murphy**

Sept. 17	Pensacola Navy.....	W 14-12
Sept. 24	at UT Martin.....	W 10-3
Oct. 1	*at Western Kentucky.....	W 33-9
Oct. 8	*Eastern Kentucky.....	W 22-20
Oct. 15	at Chattanooga.....	L 0-5
Oct. 22	*Morehead State.....	W 20-7
Oct. 29	*Austin Peay.....	L 7-13
Nov. 5	*Murray State.....	W 33-0
Nov. 12	*at East Tennessee.....	L 0-12
Nov. 24	*at Tennessee Tech.....	W 21-14
*Ohio Valley Conference Games		

**1967 (5-5; 4-3 OVC)**

**Coach: Charles Murphy**

Sept. 16	at Pensacola Navy.....	W 28-7
Sept. 23	*at Morehead State.....	L 19-21
Sept. 30	Chattanooga.....	L 13-30
Oct. 7	*Eastern Kentucky.....	L 7-14
Oct. 14	*Murray State.....	L 14-35
Oct. 21	*at Austin Peay.....	W 34-20
Oct. 28	at UT-Martin.....	L 36-44
Nov. 4	*Western Kentucky.....	W 16-14
Nov. 11	*at East Tennessee.....	W 36-26
Nov. 23	*Tennessee Tech.....	W 33-20
*Ohio Valley Conference Games		

**1968 (2-8; 1-6 OVC)**

**Coach: Charles Murphy**

Sept. 21	Pensacola Navy.....	L 7-12
Sept. 28	*Morehead State.....	W 28-18
Oct. 5	at Chattanooga.....	L 15-28
Oct. 12	*at Eastern Kentucky.....	L 21-49
Oct. 19	*at Murray State.....	L 13-35
Oct. 26	*Austin Peay.....	L 13-46
Nov. 2	UT-Martin.....	W 24-17
Nov. 9	*at W. Kentucky.....	L 2-43
Nov. 16	*East Tennessee.....	L 21-24
Nov. 28	*at Tennessee Tech.....	L 3-7
*Ohio Valley Conference Games		



# Blue Raider Scoreboard

2006 SUN BELT CONFERENCE CHAMPIONS

## 1969 (1-9; 1-6 OVC)

Coach: Don Fuoss

Sept. 20	at Pensacola Navy.....	L 20-26
Sept. 27	*at Morehead State.....	L 9-35
Oct. 4	Chattanooga.....	L 3-7
Oct. 11	*Eastern Kentucky.....	L 0-14
Oct. 18	*Murray State.....	W 31-24
Oct. 25	*at Austin Peay.....	L 17-20
Nov. 1	at Ball State.....	L 12-14
Nov. 8	*Western Kentucky.....	L 14-28
Nov. 15	*at East Tennessee.....	L 21-27
Nov. 27	*at Tennessee Tech.....	L 7-21

\*Ohio Valley Conference Games

## 1970 (6-3-1)

Coach: Bill Peck

Sept. 19	UT-Martin.....	W 28-7
Sept. 26	*Morehead State.....	W 14-6
Oct. 3	at Chattanooga.....	W 24-8
Oct. 10	*at Eastern Kentucky.....	L 10-24
Oct. 17	*at Murray State.....	L 0-20
Oct. 24	Austin Peay.....	W 44-0
Oct. 31	Ball State.....	W 14-7
Nov. 7	*at Western Kentucky.....	W 17-13
Nov. 14	*East Tennessee.....	T 3-3
Nov. 26	*at Tennessee Tech.....	L 13-17

\*Ohio Valley Conference Games

## 1971 (7-4; 5-2 OVC)

Coach: Bill Peck

Sept. 11	at North Alabama.....	L 14-24
Sept. 18	at UT-Martin.....	L 0-28
Sept. 25	*at Morehead State.....	W 9-7
Oct. 2	Chattanooga.....	W 23-13
Oct. 9	*Eastern Kentucky.....	W 31-18
Oct. 16	*Murray State.....	L 15-24
Oct. 23	*at Austin Peay.....	W 19-7
Oct. 30	Ball State.....	W 28-7
Nov. 6	*Western Kentucky.....	W 27-13
Nov. 13	*at East Tennessee.....	W 27-23
Nov. 20	*Tennessee Tech.....	L 3-14

\*Ohio Valley Conference Games

## 1972 (7-3-1; 4-2-1 OVC)

Coach: Bill Peck


Sept. 9	North Alabama.....	W 31-10
Sept. 16	UT-Martin.....	W 30-3
Sept. 23	*Morehead State.....	T 35-35
Sept. 30	at Chattanooga.....	W 17-13
Oct. 7	*at Eastern Kentucky.....	L 0-13
Oct. 14	*at Murray State.....	W 14-13
Oct. 21	*Austin Peay.....	W 24-6
Oct. 28	at Ball State.....	L 0-24
Nov. 4	*at Western Kentucky.....	W 21-17
Nov. 11	*East Tennessee.....	W 34-24
Nov. 18	*at Tennessee Tech.....	L 10-24

\*Ohio Valley Conference Games  
(final season with natural grass)

## 1973 (4-7; 3-4 OVC)

Coach: Bill Peck

Sept. 8	Tennessee State (n).....	L 0-23
Sept. 15	at UT-Martin.....	W 7-0
Sept. 22	*at Morehead State.....	L 22-28
Sept. 29	Western Carolina.....	L 7-24
Oct. 6	*Eastern Kentucky.....	L 28-29
Oct. 13	*Murray State.....	W 17-14
Oct. 20	*at Austin Peay.....	W 23-20
Oct. 27	at Ball State.....	L 3-34
Nov. 3	*Western Kentucky.....	L 8-42
Nov. 10	*at East Tennessee.....	L 16-40
Nov. 17	*Tennessee Tech.....	W 17-10



Boots Donnelly averaged seven wins a season during his 20 years at the helm of the Blue Raiders.

(n) - At Vanderbilt

\*Ohio Valley Conference Games

## 1974 (3-8; 2-5 OVC)

Coach: Bill Peck

Sept. 7	Tennessee State (n).....	W 20-10
Sept. 14	at Appalachian State.....	L 7-18
Sept. 28	*Morehead State.....	W 23-14
Oct. 5	Chattanooga.....	L 7-24
Oct. 12	*at E. Kentucky.....	L 17-21
Oct. 19	*at Murray State.....	L 12-14
Oct. 26	*Austin Peay.....	W 45-16
Nov. 2	Ball State.....	L 14-43
Nov. 9	*at Western Kentucky.....	L 10-36
Nov. 16	*East Tennessee.....	L 7-17
Nov. 23	*at Tennessee Tech.....	L 2-41

(n) - At Vanderbilt  
\*Ohio Valley Conference Games

## 1975 (4-7; 3-4 OVC)

Coach: Ben Hurt

Sept. 6	Tennessee State (n).....	L 14-21
Sept. 13	Carson-Newman.....	W 22-21
Sept. 27	*at Morehead State.....	W 12-10
Oct. 4	at Chattanooga.....	L 10-27
Oct. 11	*Eastern Kentucky.....	L 24-34
Oct. 18	*Murray State.....	W 17-5
Oct. 25	*at Austin Peay.....	L 13-17
Nov. 1	*at Western Carolina.....	W 44-28
Nov. 8	Western Kentucky.....	L 10-24
Nov. 15	*at East Tennessee.....	L 20-37
Nov. 22	*Tennessee Tech.....	L 3-30

(n) - At Vanderbilt  
\*Ohio Valley Conference Games

## 1976 (4-7; 2-5 OVC)

Coach: Ben Hurt

Sept. 4	Tennessee State (n).....	L 17-26
Sept. 11	at Carson-Newman.....	W 35-20
Sept. 18	UT-Martin.....	L 3-38
Sept. 25	*Morehead State.....	W 21-0
Oct. 2	Chattanooga.....	W 35-28
Oct. 9	*at Eastern Kentucky.....	L 14-40
Oct. 16	*at Murray State.....	L 20-24
Oct. 30	*Austin Peay.....	L 9-21
Nov. 6	*at Western Kentucky.....	L 7-38

Nov. 13	*East Tennessee.....	W 34-13
Nov. 20	*at Tennessee Tech.....	L 10-33

(n) - At Vanderbilt

\*Ohio Valley Conference Games

## 1977 (3-8; 3-4 OVC)

Coach: Ben Hurt

Sept. 3	Tennessee State (n).....	L 0-27
Sept. 17	at UT-Martin.....	L 0-27
Sept. 24	*at Morehead State.....	L 21-24
Oct. 1	at Chattanooga.....	L 7-38
Oct. 8	*Eastern Kentucky.....	W 19-10
Oct. 15	*Murray State.....	L 9-13
Oct. 22	at Delaware.....	L 7-60
Oct. 29	*at Austin Peay.....	W 15-6
Nov. 5	*Western Kentucky.....	W 21-19
Nov. 12	*at East Tennessee.....	L 17-38
Nov. 19	*Tennessee Tech.....	L 9-21

(n) - At Vanderbilt  
\*Ohio Valley Conference Games

## 1978 (1-9-1; 1-5 OVC)

Coach: Ben Hurt

Sept. 2	Tennessee State (n).....	L 6-13
Sept. 16	UT-Martin.....	L 17-28
Sept. 23	*Morehead State.....	W 9-6
Sept. 30	Chattanooga.....	T 14-14
Oct. 7	*at Eastern Kentucky.....	L 12-42
Oct. 14	*at Murray State.....	L 7-33
Oct. 21	Delaware.....	L 3-53
Oct. 28	*Austin Peay.....	L 17-28
Nov. 4	*at Western Kentucky.....	L 0-54
Nov. 11	East Tennessee.....	L 0-34
Nov. 18	*at Tennessee Tech.....	L 10-35

(n) - At Vanderbilt  
\*Ohio Valley Conference Games

## 1979 (1-9; 1-5 OVC)

Coach: Boots Donnelly

Sept. 8	North Alabama.....	L 17-20
Sept. 15	at UT-Martin.....	L 23-31
Sept. 22	*at Morehead State.....	L 7-28
Oct. 6	*Eastern Kentucky.....	L 10-52
Oct. 13	*Murray State.....	L 8-29
Oct. 20	at Chattanooga.....	L 15-59
Oct. 27	*at Austin Peay.....	L 14-31

Media Information

Preview

Players

About Middle Tennessee

Staff

2006 Review

Opponents

History

Records

# Blue Raider Scoreboard

2006 SJN BELT CONFERENCE CHAMPIONS



Nov. 3	*Western Kentucky	.....L 12-17
Nov. 10	at East Tennessee	.....L 14-52
Nov. 17	*Tennessee Tech	.....W 17-14
*Ohio Valley Conference Games		

## 1980 (2-8; 2-5 OVC)

Coach: Boots Donnelly

Sept. 6	at North Alabama	.....L 0-36
Sept. 13	Chattanooga	.....L 7-32
Sept. 27	*Morehead State	.....L 10-17
Oct. 4	Western Carolina	.....L 10-24
Oct. 11	*at Eastern Kentucky	.....L 0-24
Oct. 18	*at Murray State	.....L 6-38
Oct. 25	*Austin Peay	.....L 3-7
Nov. 8	*at Western Kentucky	.....L 15-30
Nov. 15	*Akron	.....W 13-9
Nov. 22	*Tennessee Tech	.....W 21-7
*Ohio Valley Conference Games		

## 1981 (6-5; 4-4 OVC)

Coach: Boots Donnelly

Sept. 5	*at Akron	.....W 10-7
Sept. 12	at Chattanooga	.....L 19-42
Sept. 19	UT-Martin	.....W 6-3
Sept. 26	*at Morehead State	.....W 20-7
Oct. 3	at Western Carolina	.....W 23-10
Oct. 10	*Eastern Kentucky	.....L 7-23
Oct. 17	*Murray State	.....W 14-9
Oct. 24	*at Austin Peay	.....L 9-14
Oct. 31	*Youngstown State	.....L 10-13
Nov. 14	*Western Kentucky	.....W 31-17
Nov. 21	*Tennessee Tech	.....L 9-28
*Ohio Valley Conference Games		

## 1982 (8-3; 5-3 OVC)

Coach: Boots Donnelly

Sept. 4	at Savannah State	.....W 12-3
Sept. 11	Elizabeth City	.....W 34-0
Sept. 18	Liberty Baptist	.....W 27-0
Sept. 25	*Morehead State	.....W 30-7
Oct. 2	*Akron (ABC Reg. TV)	.....L 16-19
Oct. 9	*at Eastern Kentucky	.....L 10-35
Oct. 16	*at Murray State	.....W 27-9
Oct. 23	*Austin Peay	.....W 24-7
Oct. 30	*at Youngstown State	.....L 10-11
Nov. 6	at Western Kentucky	.....W 31-16
Nov. 20	*at Tennessee Tech	.....W 10-3
*Ohio Valley Conference Games		

## 1983 (8-2; 5-2 OVC)

Coach: Boots Donnelly

Sept. 3	Savannah State	.....W 51-0
Sept. 17	at UT-Martin	.....W 39-3
Sept. 24	*at Morehead State	.....W 56-17
Oct. 1	*at Akron	.....W 26-3
Oct. 8	*Eastern Kentucky	.....L 7-14
Oct. 15	*Murray State	.....W 17-14
Oct. 22	*at Austin Peay	.....W 31-17
Oct. 29	*Youngstown State	.....W 35-24
Nov. 5	Western Kentucky	.....W 26-7
Nov. 19	*Tennessee Tech	.....L 8-12
*Ohio Valley Conference Games		

## 1984 (11-3; 5-2 OVC)

Coach: Boots Donnelly

Sept. 1	Lenoir-Rhyne	.....W 31-0
Sept. 15	at Jacksonville State	.....W 27-11
Sept. 22	*Morehead State	.....W 42-28
Sept. 29	*Akron	.....W 16-3
Oct. 6	*at Eastern Kentucky	.....W 22-10
Oct. 13	*at Murray State	.....W 19-16
Oct. 20	*Austin Peay	.....L 7-16



The 1988 team blocked a school record nine punts and recorded three shutouts.

Oct. 27	*at Youngstown State	.....L 13-23
Nov. 3	at Western Kentucky	.....W 45-24
Nov. 10	Ga. Southern	.....W 42-7
Nov. 17	*at Tennessee Tech	.....W 28-10
NCAA I-AA Playoffs		

Nov. 24	at E. Kentucky	.....W 27-10
Dec. 1	^at Indiana State	.....W 42-41(30T)
Dec. 8	Louisiana Tech	.....L 13-21
*OVC Games ^NCAA TV		

## 1985 (11-1; 7-0 OVC)

OVC Champions

Coach: Boots Donnelly

Sept. 7	Lenoir-Rhyne	.....W 37-6
Sept. 14	at Ga. Southern	.....W 35-10
Sept. 21	Jacksonville State	.....W 55-21
Sept. 28	*at Morehead St.	.....W 33-14
Oct. 12	*E. Kentucky	.....W 28-14
Oct. 19	*Murray St.	.....W 31-24(2 OT)
Oct. 26	at Austin Peay	.....W 17-14
Nov. 2	Youngstown State	.....W 28-21(OT)
Nov. 9	Western Kentucky	.....W 41-9
Nov. 16	*at Akron	.....W 17-0
Nov. 23	*Tennessee Tech	.....W 45-12
NCAA I-AA Playoffs		
Dec. 7	Ga. Southern	.....L 21-28
*Ohio Valley Conference Games		

## 1986 (6-5; 3-4 OVC)

Coach: Boots Donnelly

Aug. 30	Miles	.....W 47-0
Sept. 6	Tennessee State (n)	.....L 6-7
Sept. 20	Georgia Southern	.....L 31-34
Sept. 27	*at E. Kentucky	.....L 3-28
Oct. 4	*at Austin Peay	.....L 0-7(OT)
Oct. 11	*Akron	.....W 24-12
Oct. 18	at S.W. Missouri	.....W 42-19
Oct. 25	at Youngstown State	.....W 49-14
Nov. 8	*Morehead State	.....W 24-7
Nov. 15	*at Murray State	.....L 7-21
Nov. 22	*Tennessee Tech	.....W 21-6

(n) at Nashville
*Ohio Valley Conference Games

## 1987 (6-5; 5-2 OVC)

Coach: Boots Donnelly

Sept. 5	*Tennessee State (n1)	.....W 55-19
Sept. 19	at Georgia Southern	.....L 13-17
Sept. 26	at Western Kentucky	.....L 16-28
Oct. 3	*Austin Peay	.....W 38-16
Oct. 10	Mississippi Valley (n2)	.....W 38-7
Oct. 17	*Eastern Kentucky	.....W 17-16
Oct. 25	Winston-Salem	.....L 8-11
Oct. 31	*Youngstown State	.....L 16-17
Nov. 7	*at Morehead State	.....L 3-7
Nov. 14	*Murray State	.....W 27-9
Nov. 21	*at Tennessee Tech	.....W 17-13
(n1) - At Vanderbilt		
(n2) - At Memphis		
*Ohio Valley Conference Games		

## 1988 (7-4; 4-2 OVC)

Coach: Boots Donnelly

Sept. 3	*Tennessee State (n1)	.....W 14-7
Sept. 10	at Northern Illinois	.....L 10-14
Sept. 17	Western Kentucky	.....W 13-10
Sept. 24	Georgia Southern	.....W 26-10
Oct. 1	Alcorn State (n2)	.....L 19-21
Oct. 8	Mississippi Valley	.....W 40-3
Oct. 15	*Morehead State	.....W 49-0
Oct. 22	*at Austin Peay	.....W 36-0
Nov. 5	*at Eastern Kentucky	.....L 14-27
Nov. 12	*at Murray State	.....L 22-23
Nov. 19	*Tennessee Tech	.....W 51-0
(n1) - At Vanderbilt		
(n2) - At Jackson, Miss.		
*Ohio Valley Conference Games		

## 1989 (9-4; 6-0 OVC)

OVC Champions

Coach: Boots Donnelly

Sept. 2	Tennessee State (n)	.....W 36-7
---------	---------------------	-------------



# Blue Raider Scoreboard

2006 SUN BELT CONFERENCE CHAMPIONS

Sept. 9	at East Tennessee	.....	W 41-6
Sept. 16	at Western Kentucky	.....	L 16-31
Sept. 21	^at Georgia Southern	.....	L 0-26
Sept. 30	Chattanooga	.....	W 24-7
Oct. 7	at N.C. State	.....	L 14-35
Oct. 14	*at Morehead State	.....	W 34-3
Oct. 21	*Austin Peay	.....	W 46-7
Nov. 4	Eastern Kentucky	.....	W 24-19
Nov. 11	*Murray State	.....	W 32-15
Nov. 18	*at Tennessee Tech	.....	W 24-3
NCAA I-AA Playoffs			
Nov. 25	Appalachian State	.....	W 24-21
Dec. 2	at Georgia Southern	.....	L 3-45

\*Ohio Valley Conference Games  
(n) - At Vanderbilt  
^ESPN

## 1990 (11-2; 5-1 OVC)

### Co-OVC Champions

Coach: Boots Donnelly

Sept. 1	*Tennessee State (n)	.....	W 38-6
Sept. 8	Georgia Southern	.....	W 16-13
Sept. 15	East Tennessee	.....	W 48-14
Sept. 22	Western Kentucky	.....	W 20-7
Sept. 29	at Chattanooga	.....	W 24-17
Oct. 6	*at Eastern Kentucky	.....	L 7-10
Oct. 13	UT-Martin	.....	W 65-17
Oct. 20	*at Austin Peay	.....	W 56-7
Oct. 27	*Morehead State	.....	W 37-0
Nov. 10	*at Murray State	.....	W 31-10
Nov. 17	*Tennessee Tech	.....	W 42-0

NCAA I-AA Playoffs

Nov. 24	Jackson State	.....	W 28-7
Dec. 1	^at Boise State	.....	L 13-20

\*Ohio Valley Conference Games  
(n) - At Vanderbilt  
^WSMV TV 4

## 1991 (9-4; 6-1 OVC)

Coach: Boots Donnelly

Sept. 7	*Tennessee State (n)+	.....	W 42-6
Sept. 21	*at Eastern Kentucky	.....	L 7-17
Sept. 28	*Murray State	.....	W 35-3
Oct. 5	at Western Kentucky	.....	W 23-21
Oct. 12	*at Austin Peay	.....	W 23-8
Oct. 19	^at Florida State (#1)	.....	L 10-39
Oct. 26	*S.E. Missouri	.....	W 52-0
Oct. 31	*UT-Martin	.....	W 51-14
Nov. 9	at Cincinnati	.....	L 10-30
Nov. 16	*at Morehead State	.....	W 31-3
Nov. 23	*at Tennessee Tech	.....	W 28-10

NCAA I-AA Playoffs

Nov. 30	Sam Houston	.....	W 20-19(OT)
Dec. 7	at Eastern Kentucky	.....	L 13-23


\*Ohio Valley Conference Games  
+at Vanderbilt Stadium  
^WSMV TV 4

## 1992 (10-3; 8-0 OVC)

### OVC Champions

Coach: Boots Donnelly

Sept. 5	*Tennessee State (n)+	.....	W 35-31
Sept. 12	at Nebraska (#11)	.....	L 7-48
Sept. 26	*at Murray State	.....	W 66-6
Oct. 3	at Northern Illinois	.....	W 21-13
Oct. 10	*Austin Peay	.....	W 49-10
Oct. 17	*Eastern Kentucky	.....	W 38-7
Oct. 24	*at SE Missouri	.....	W 30-16
Oct. 31	at Georgia Southern	.....	L 10-13
Nov. 7	*at UT-Martin	.....	W 14-0
Nov. 14	*Morehead State	.....	W 70-0
Nov. 21	*Tennessee Tech	.....	W 21-0



The first team in the I-A era was the 1999 squad, which competed as an Independent.

NCAA I-AA Playoffs

Nov. 28	Appalachian State	.....	W 35-10
Dec. 5	at Marshall	.....	L 21-35

\*Ohio Valley Conference Games  
+Vanderbilt Stadium

## 1993 (5-6; 4-4 OVC)

Coach: Boots Donnelly

Sept. 4	^at Hawaii	.....	L 14-35
Sept. 18	Campbellsville	.....	W 70-13
Sept. 25	*Murray State	.....	W 45-3
Oct. 2	*Tennessee State + (n)	.....	L 33-34
Oct. 9	*at UT-Martin	.....	L 14-24
Oct. 16	*at Morehead State	.....	W 45-0
Oct. 23	*SE Missouri	.....	W 31-10
Oct. 30	at Tulsa	.....	L 17-38
Nov. 6	*Austin Peay	.....	W 44-10
Nov. 13	*at Eastern Kentucky	.....	L 27-33
Nov. 20	*at Tennessee Tech	.....	L 14-35

\*Ohio Valley Conference Games

+at Vanderbilt Stadium

^Sports South TV

## 1994 (8-3-1; 7-1 OVC)

Coach: Boots Donnelly

Sept. 3	*at Tennessee State	.....	W 45-10
Sept. 10	at James Madison	.....	L 22-24
Sept. 24	*at Murray State	.....	W 23-21
Oct. 1	*Eastern Kentucky	.....	L 27-28
Oct. 8	*UT-Martin	.....	W 38-7
Oct. 15	*Morehead State	.....	W 63-6
Oct. 22	*at Southeast Missouri	.....	W 38-14
Oct. 29	Jacksonville State	.....	W 45-37
Nov. 5	*at Austin Peay	.....	W 28-3
Nov. 12	Illinois State	.....	T 27-27
Nov. 19	*Tennessee Tech	.....	W 31-3

NCAA I-AA Playoffs

Nov. 26	at Marshall	.....	L 14-49
---------	-------------	-------	---------

\*Ohio Valley Conference Games

## 1995 (7-4; 6-2 OVC)

Coach: Boots Donnelly

Sept. 2	*Tennessee State	.....	W 11-7
Sept. 9	Georgia Southern (n)	.....	L 26-34
Sept. 16	*at Morehead State	.....	W 42-0
Sept. 23	*Murray State	.....	L 0-34
Sept. 30	UAB	.....	W 28-13
Oct. 7	*at Austin Peay	.....	W 43-0
Oct. 14	*at Eastern Kentucky	.....	L 21-34
Oct. 21	*SE Missouri	.....	W 42-0
Nov. 4	*UT Martin	.....	W 45-17
Nov. 11	*at Tennessee Tech	.....	W 31-6
Nov. 18	at Texas A&M	.....	L 14-56

(n) - At Atlanta, Ga.

\*Ohio Valley Conference Games

## 1996 (6-5; 4-4 OVC)

Coach: Boots Donnelly

Aug. 31	at Louisiana Tech	.....	L 0-20
Sept. 7	*at Tennessee State	.....	L 14-24
Sept. 14	Chattanooga	.....	W 16-9
Sept. 28	*at Murray State	.....	L 7-34
Oct. 5	at Jacksonville State	.....	W 30-23
Oct. 12	*Austin Peay	.....	W 50-14
Oct. 19	*Eastern Kentucky	.....	L 13-20
Oct. 26	*at SE Missouri	.....	L 13-16 (OT)
Nov. 9	*at UT Martin	.....	W 30-12
Nov. 16	*Eastern Ill.	.....	W 31-24
Nov. 23	*Tennessee Tech	.....	W 16-10

\*Ohio Valley Conference Games

## 1997 (4-6; 2-5 OVC)

Coach: Boots Donnelly

Sept. 6	*at Tennessee State	.....	L 16-25
Sept. 13	^at Chattanooga	.....	L 24-33
Sept. 27	*Murray State	.....	L 17-35
Oct. 4	Jacksonville State	.....	W 27-16
Oct. 11	*at UT Martin	.....	W 37-24
Oct. 18	*at Eastern Illinois	.....	L 17-30
Oct. 25	*SE Missouri	.....	W 55-6
Nov. 8	Austin Peay	.....	W 59-10
Nov. 15	*at Eastern Kentucky	.....	L 20-35

# Blue Raider Scoreboard

2006 SUN BELT CONFERENCE CHAMPIONS



Nov. 22 \*at Tennessee Tech.....L 20-30  
 \*Ohio Valley Conference Games  
 ^Sports South TV  
 \$WSMV TV 4

## 1998 (5-5; 5-2 OVC)

Coach: Boots Donnelly

Sept. 5 \*Tennessee State.....W 28-27  
 Sept. 12 at Illinois.....L 20-48  
 Sept. 19 at Jacksonville.....L 7-10  
 Sept. 26 \*#12 Eastern Kentucky.....L 24-28  
 Oct. 3 \*at Tennessee Tech.....W 19-16  
 Oct. 10 \*#13 Murray State.....W 35-14  
 Oct. 24 \*#21 Eastern Illinois.....L 32-35  
 Oct. 31 \*at SE Missouri.....W 21-19  
 Nov. 7 \*at UT-Martin.....W 47-33  
 Nov. 14 at UAB.....L 17-26

(rankings were I-AA)

\*Ohio Valley Conference Games



**Andy McCollum**

1999-2005

(34-45-0)

(.430)

1999

(3-8 [Independent])

Home: 3-2; Road: 0-6

Coach: Andy McCollum

Sept. 4 at Mississippi State.....L 7-40  
 Sept. 11 at Arizona (#19).....L 19-34  
 Sept. 18 Wofford.....W 52-42  
 Sept. 25 at UL-Lafayette.....L 31-45  
 Oct. 2 Troy State (HC) (CSSE TV).....L 31-48  
 Oct. 9 at Arkansas.....L 6-58  
 Oct. 16 at Louisiana Tech.....L 18-42  
 Oct. 30 at UL-Monroe.....L 0-10  
 Nov. 6 UT Martin.....W 70-14  
 Nov. 13 UCF.....L 14-39  
 Nov. 20 East Tennessee.....W 24-7  
 (First season as a I-A member)

2000

(6-5 [Independent])

Home: 5-0; Road: 1-5

Coach: Andy McCollum

Sept. 2 at Illinois (#21).....L 6-35  
 Sept. 9 ^at Florida (#8).....L 0-55  
 Sept. 16 Murray State.....W 44-28  
 Sept. 23 at Maryland.....L 27-45  
 Oct. 7 Louisiana Tech.....W 49-21  
 Oct. 14 UL-Monroe (HC).....W 28-0  
 Oct. 21 at UAB%.....L 9-14  
 Oct. 28 at Mississippi State (#20)\$.....L 35-61  
 Nov. 4 at Connecticut.....W 66-10  
 Nov. 11 South Florida#.....W 45-9  
 Nov. 18 UL-Lafayette.....W 41-38 (2 ot)  
 ^Sunshine Network TV %WSMV TV 4  
 \$CSSS TV #FSN Florida TV

## 2001 (8-3; 5-1/T1st SBC) Home: 5-0; Road: 3-3 Co-SBC Champions

Coach: Andy McCollum

Aug. 30 at Vanderbilt.....W 37-28  
 Sept. 8 ^Troy State.....W 54-17  
 Sept. 22 \*at UL-Monroe.....W 38-20  
 Sept. 29 \*at UL-Lafayette.....W 26-9  
 Oct. 6 \*Idaho.....W 70-58  
 Oct. 13 \*at North Texas.....L 21-24  
 Oct. 20 at Ole Miss.....L 17-45  
 Oct. 27 \*New Mexico State.....W 39-35  
 Nov. 3 \*Arkansas State.....W 54-6  
 Nov. 10 #at LSU.....L 14-30  
 Nov. 17 #Connecticut.....W 38-14  
 \*Sun Belt Conference games  
 ^CSSTV #WSMV TV 4

2002

(4-8; 2-4/T4th SBC)  
Home: 3-2; Road: 1-6

Coach: Andy McCollum

Aug. 31 ^at Alabama.....L 34-39  
 Sept. 7 %at Tennessee (#4).....L 3-26  
 Sept. 21 at Kentucky.....L 22-44  
 Sept. 28 SE Missouri.....L 14-24  
 Oct. 5 \*at Arkansas State.....L 7-13  
 Oct. 12 at Vanderbilt.....W 21-20  
 Oct. 19 \$\*UL-Lafayette.....W 48-35  
 Oct. 26 #\*at Idaho.....L 18-21  
 Nov. 2 \*at New Mexico State.....L 21-24  
 Nov. 16 \$\*UL-Monroe.....W 44-28  
 Nov. 23 \$\*North Texas.....L 20-30  
 Nov. 30 Utah State.....W 45-28  
 \*Sun Belt Conference games  
 ^JP Sports TV %Pay-Per-View  
 \$ESPN Regional TV #Fox Sports NW

2003

(4-8; 4-3/T2nd SBC)  
Home: 2-4; Road: 2-4

Coach: Andy McCollum

Aug. 28 Florida Atlantic.....L 19-20  
 Sept. 6 #at Georgia (#8).....L 10-29  
 Sept. 13 at Clemson.....L 14-37  
 Sept. 20 at Missouri (#23).....L 40-41 (ot)  
 Oct. 4 Temple.....L 36-44  
 Oct. 11 \*New Mexico State.....W 35-18  
 Oct. 18 \*at Idaho.....W 28-21 (ot)  
 Oct. 25 %\*North Texas.....L 28-33  
 Nov. 1 \*at Utah State.....L 20-41  
 Nov. 8 ^%Troy State.....W 27-20  
 Nov. 15 \*UL-Lafayette.....L 51-57 (4ot)  
 Nov. 20 %\*at Arkansas State.....W 24-14  
 \*Sun Belt Conference games ^Designated Sun Belt game  
 #Pay-Per-View %ESPN Regional TV

2004

(5-6; 4-4/5th SBC)  
Home: 4-1; Road: 1-5

Coach: Andy McCollum

Sept. 11 at Akron.....W 31-24  
 Sept. 18 %Florida Atlantic.....L 20-27  
 Sept. 25 %\*at UL-Lafayette.....L 17-24  
 Oct. 2 \*at North Texas.....L 21-30  
 Oct. 9 \*Arkansas State.....W 45-17  
 Oct. 16 ^at #22 Florida.....L 16-52  
 Oct. 23 \*Idaho.....W 34-14  
 Oct. 30 \*Utah State.....W 21-0  
 Nov. 6 \*at New Mexico State.....L 10-44  
 Nov. 13 \*UL-Monroe.....W 37-24

Nov. 20 \*at Troy.....L 17-37  
 \*Sun Belt Conference Games  
 ^Pay-Per-View %ESPN Regional TV  
 Note: 10/16 UF game originally scheduled for 9/4 but was moved due to Hurricane Frances.

2005

(4-7; 3-4/T4th SBC)  
Home: 4-1; Road: 1-5

Coach: Andy McCollum

Sept. 3 at Alabama (#24)^.....L 7-26  
 Sept. 10 \*North Texas%.....L 7-14  
 Sept. 17 Akron.....L 7-17  
 Oct. 1 at Vanderbilt#.....W 17-15  
 Oct. 15 \*at Florida Atlantic.....W 35-14  
 Oct. 22 \*Louisiana-Lafayette.....L 10-13  
 Nov. 5 \*Arkansas State@.....W 45-7  
 Nov. 12 \*Louisiana-Monroe@.....L 31-34  
 Nov. 19 at N.C. State.....L 3-24  
 Nov. 26 \*at Troy+.....W 17-7  
 Dec. 3 \*at Florida International.....L 31-35  
 \*Sun Belt Conference Games

^WB 58 TV

#UPN 30 TV

+ESPNU

Note: 12/3 FIU game originally scheduled for 10/29 but was moved due to Hurricane Wilma.

%ESPN Regional

@MTV



**Rick Stockstill**

2006-Present

(7-6-0)

(.538)

2006

(7-6; 6-1/T1st SBC)

Home: 3-2; Road: 4-3; Neutral: 0-1

Coach: Rick Stockstill

Aug. 31 \*FIU %.....W, 7-6  
 Sept. 9 at Maryland \$.....L, 10-24  
 Sept. 14 Tennessee Tech +.....W, 44-0  
 Sept. 23 at Oklahoma (#16).....L, 0-59  
 Sept. 30 \*at North Texas %.....W, 35-0  
 Oct. 6 Louisville (#8) (Nashville) @.....L, 17-44  
 Oct. 21 \*at Louisiana-Monroe.....W, 35-21  
 Oct. 28 \*at Louisiana-Lafayette.....W, 34-20  
 Nov. 4 \*Florida Atlantic \$.....W, 35-14  
 Nov. 11 \*at Arkansas State.....W, 38-10  
 Nov. 18 at South Carolina.....L, 7-52  
 Nov. 25 \*Troy \$.....L, 20-21

Motor City Bowl

Dec. 26 vs Central Michigan ^.....L, 14-31

\*Sun Belt Conference Games

^ESPN

+ESPNU

\$CSSS

%ESPN Regional

@ESPN2

&PPV



# Record vs All Opponents


2006 SUN BELT CONFERENCE CHAMPIONS

## MT vs CONFERENCES

Conference	W	L	T	Pct
ACC	0	5	0	.000
Big 12	0	4	0	.000
Big East	0	2	0	.000
Big Sky	0	1	0	.000
Big Ten	0	2	0	.000
Gen. Collegiate	1	1	0	.500
College Athletic	1	3	0	.250
Conference USA	0	1	0	.000
Gateway	2	0	1	.833
Gulf South	40	8	0	.833
Independent	11	11	0	.500
Mid-American	3	6	0	.333
Ohio Valley	195	116	4	.625
PAC 10	0	1	0	.000
SEC	3	25	0	.107
Southland	0	2	0	.000
Southern	39	44	2	.471
Sou. Intercoll.	3	0	0	1.000
Sun Belt	24	17	0	.585
SWAC	3	1	0	.750
Yankee	0	3	0	.000

Emory and Henry	0-1-1	1951	1952	Savannah State	2-0-0	1982	1983
Evansville	1-0-0	1923	1923	Sewanee	0-3-0	1916	1932
Florida	0-2-0	2000	2004	Sewanee "B"	2-0-0	1917	1920
<b>Florida Atlantic</b>	<b>2-2-0</b>	<b>2003</b>	<b>2006</b>	Sewanee Frosh	1-1-0	1922	1929
<b>Florida Int'l</b>	<b>1-1-0</b>	<b>2005</b>	<b>2006</b>	Sewanee Military	1-0-0	1917	1917
Florida State	0-1-0	1991	1991	Sewart AFB	4-0-0	1951	1954
Freed-Hardeman	1-0-0	1934	1934	S.E. Missouri	9-2-0	1947	2002
F&C	1-0-0	1913	1913	South Carolina	0-1-0	2006	2006
Georgia	0-1-0	2003	2003	South Florida	1-0-0	2000	2000
Georgia Southern	4-7-0	1984	1995	Sou. Presbyterian	2-0-0	1915	1916
Gordon	1-0-0	1941	1941	Southwestern	1-0-0	1922	1922
Hawaii	0-1-0	1993	1993	SW Missouri	1-0-0	1986	1986
Hume-Fogg	1-0-0	1913	1913	Stetson	0-1-0	1925	1925
Idaho	3-1-0	2001	2004	Tampa	0-1-0	1942	1942
Illinois	0-2-0	1998	2000	Temple	0-1-0	2003	2003
Illinois State	0-0-1	1994	1994	Tennessee	0-1-0	2002	2002
Indiana State	1-0-0	1984	1984	Tennessee-Martin	20-7-1	1931	1999
Jackson State	1-0-0	1990	1990	Tennessee State	10-9-0	1973	1998
Jacksonville State	14-2-2	1927	1998	Tennessee Tech	36-32-7	1917	2006
James Madison	0-1-0	1994	1994	Tenn. Wesleyan	0-2-0	1930	1938
Kentucky	0-1-0	2002	2002	Texas A&M	0-1-0	1995	1995
Lamar Tech	1-1-0	1950	1961	<b>Troy</b>	<b>11-3-0</b>	<b>1936</b>	<b>2006</b>
Lenoir-Rhyne	2-0-0	1984	1985	Tulsa	0-1-0	1993	1993
Liberty Baptist	1-0-0	1982	1982	Tusculum	1-0-0	1938	1938
Lincoln Memorial	2-0-0	1930	1931	UAB (Ala.-B'ham)	1-2-0	1995	2000
<b>UL-Lafayette</b>	<b>4-4-0</b>	<b>1999</b>	<b>2006</b>	Union (Tenn.)	11-3-2	1921	1951
<b>UL-Monroe</b>	<b>5-2-0</b>	<b>1999</b>	<b>2006</b>	UT Meds	0-1-0	1921	1921
Louisiana Tech	1-3-0	1984	2000	Utah State	2-1-0	2002	2004
<b>Louisville</b>	<b>0-1-0</b>	<b>2006</b>	<b>2006</b>	Vanderbilt	3-12-0	1915	2005
<b>LSU</b>	<b>0-1-0</b>	<b>2001</b>	<b>2001</b>	Vanderbilt "B"	5-1-1	1913	1926
Marshall	0-2-0	1992	1994	Vanderbilt Frosh	1-1-0	1922	1929
Maryland	0-2-0	2000	2006	Vanderbilt Meds	2-0-0	1913	1914
Maryville	6-6-0	1920	1949	<b>Virginia</b>	<b>0-0-0</b>	<b>2007</b>	<b>2007</b>
<b>Memphis</b>	<b>12-7-1</b>	<b>1925</b>	<b>1954</b>	Western Carolina	2-2-0	1973	1981
Miami (Fla.)	2-0-0	1931	1932	<b>Western Kentucky</b>	<b>29-27-1</b>	<b>1914</b>	<b>1991</b>
Miles	1-0-0	1986	1986	Winston-Salem	0-1-0	1987	1987
Milligan	3-1-1	1946	1950	Wofford	1-0-0	1999	1999
Millington Navy	2-0-0	1949	1950	Youngstown State	3-4-0	1981	1987
Mississippi	0-1-0	2001	2001				
Mississippi State	0-2-0	1999	2000				
Mississippi Valley	2-0-0	1987	1988				
Missouri	0-1-0	2003	2003				
M.B.A.	1-0-0	1913	1913				
Morehead State	37-8-1	1950	1995				
Morgan	1-1-0	1913	1924				
Morris Harvey	1-1-0	1955	1956				
Murray State	37-29-3	1925	2000				
Muskingum	1-0-0	1964	1964				
Nebraska	0-1-0	1992	1992				
New Mexico State	2-2-0	2001	2004				
North Alabama	19-6-0	1927	1980				
N. Carolina State	0-2-0	1989	2005				
<b>North Texas</b>	<b>1-5-0</b>	<b>2001</b>	<b>2006</b>				
Northern Illinois	1-1-0	1988	1992				
Oklahoma	0-1-0	2006	2006				
Ogden	1-0-0	1926	1926				
Pensacola Navy	2-4-0	1961	1969				
Piedmont	2-0-0	1929	1930				
Presbyterian	1-0-0	1959	1959				
Sam Houston State	1-1-0	1956	1991				

School	W-L-T	First Met	Last Met
Akron	7-2-0	1980	2005
Alabama	0-2-0	2002	2005
Alcorn State	0-1-0	1988	1988
Appalachian State	1-1-0	1974	1989
Arizona	0-1-0	1999	1999
Arkansas	0-1-0	1999	1999
<b>Arkansas State</b>	<b>7-1-0</b>	<b>1948</b>	<b>2006</b>
Austin Peay	38-12-2	1936	1997
Ball State	2-4-0	1969	1974
Baylor (Chatt.)	1-0-0	1917	1917
Bedford County	1-0-0	1917	1917
Bethel (Ky.)	3-2-0	1920	1936
Bethel (Tenn.)	5-0-0	1923	1931
Boise State	0-1-0	1990	1990
Bowen	1-0-0	1913	1913
Bryson	3-0-0	1922	1927
Campbellsville	1-0-0	1993	1993
Camp Forrest	1-0-0	1942	1942
Carson-Newman	4-0-0	1951	1976
Castle Heights	4-0-0	1914	1917
Central Florida	0-1-0	1999	1999
Central Michigan	0-1-0	2006	2006
Centre	0-1-0	1946	1946
Chattanooga	11-25-1	1916	1997
Chattanooga Central	1-1-0	1915	1916
Cincinnati	0-1-0	1991	1991
Clemson	0-1-0	2003	2003
Connecticut	2-0-0	2000	2001
Cumberland	9-5-2	1914	1948
Delaware	0-2-0	1977	1978
Delta State	2-1-0	1937	1941
Eastern Illinois	1-2-0	1996	1998
E. Kentucky	19-29-0	1953	1998
E. Tennessee	23-12-1	1947	1999
Elizabeth City	1-0-0	1982	1982




Middle Tennessee regularly faces some of the best teams in the country.



# Record vs 2007 Opponents

2006 SJC BELT CONFERENCE CHAMPIONS



Middle Tennessee will host ACC member Virginia at Floyd Stadium in 2007.

## Florida Atlantic

(Series tied 2-2)

Year	W/L	Score	Site
2003	L	20-19	H
2004	L	27-20	H
2005	W	35-14	A
2006	W	35-14	H

At Murfreesboro: 1-2

At Miami: 1-0

## Louisville

(UL leads 1-0)

Year	W/L	Score	Site
2006	L	44-17	H*

At Murfreesboro: 0-0

At \*Nashville: 0-1

At Louisville: 0-0

## Louisiana State

(LSU leads 1-0)

Year	W/L	Score	Site
2001	L	30-14	A

At Murfreesboro: 0-0

At Baton Rouge: 0-1

## Western Kentucky

(MT leads 29-27-1)

Year	W/L	Score	Site
1914	W	47-0	H
1915	W	47-0	A
1921	W	15-7	H
1922	L	31-0	A
1924	L	44-0	H
1925	T	7-7	H
1928	L	19-0	H
1929	L	19-0	A
1930	L	13-7	A
1931	L	12-0	A
1932	L	21-7	H
1933	L	32-0	A
1934	L	14-0	H
1935	W	7-0	H
1936	W	9-0	A
1939	L	26-2	H
1940	L	13-0	A
1941	L	15-7	H
1952	L	33-19	A
1953	W	13-0	H

1954	L	7-6	A
1955	W	25-13	H
1956	W	7-6	A
1957	W	26-7	H
1958	W	10-7	H
1959	W	37-2	H
1960	L	20-13	A
1961	W	14-6	H
1962	W	17-0	A
1963	L	16-6	H
1964	W	9-0	A
1965	W	21-0	H
1966	W	33-9	A
1967	W	16-14	H
1968	L	43-2	A
1969	L	28-14	H
1970	W	17-13	A
1971	W	27-13	H
1972	W	21-17	A
1973	L	42-8	H
1974	L	36-10	A
1975	L	24-10	H
1976	L	38-7	A
1977	W	21-19	H
1978	L	54-0	A
1979	L	17-12	H
1980	L	30-15	A
1981	W	31-17	H
1982	W	31-16	A
1983	W	26-7	H
1984	W	45-24	A
1985	W	41-9	H
1987	L	28-16	A
1988	W	13-10	H
1989	L	31-16	A
1990	W	20-7	H
1991	W	23-21	A

At Murfreesboro: 18-11-1

At Bowling Green: 11-16

## Florida International

(Series tied 1-1)

Year	W/L	Score	Site
2005	L	35-31	A
2006	W	7-6	H

At Murfreesboro: 1-0

At Miami: 0-1

## Virginia

(First Meeting)

Year	W/L	Score	Site
First Meeting			

At Murfreesboro: 0-0

At Charlottesville: 0-0

## Memphis

(MT leads 12-7-1)

Year	W/L	Score	Site
1925	W	57-7	H
1926	W	27-0	A
1927	W	47-6	H
1928	T	13-13	A
1931	W	15-0	H
1932	W	6-0	A
1933	L	21-6	H
1934	L	18-0	A
1935	W	35-0	H
1936	W	19-0	A
1937	W	20-6	H
1938	L	26-7	A
1939	L	25-6	H
1940	L	14-7	A
1941	W	13-12	H
1942	W	21-13	A
1947	W	20-0	H
1948	L	13-0	A
1953	W	26-20	H

1954 L 27-7 A

At Murfreesboro: 8-2

At Memphis: 4-5-1

## Arkansas State

(MT leads 7-1)

Year	W/L	Score	Site
1948	W	14-7	H
1949	W	25-12	A
2001	W	54-6	H
2002	L	13-7	A
2003	W	24-14	A
2004	W	45-17	H
2005	W	45-7	H
2006	W	38-10	A

At Murfreesboro: 4-0

At Jonesboro: 3-1

## North Texas

(UNT leads 5-1)

Year	W/L	Score	Site
2001	L	24-21	A
2002	L	30-20	A
2003	L	33-28	H
2004	L	30-21	A
2005	L	14-7	H
2006	W	35-0	A

At Murfreesboro: 0-3

At Denton: 1-2

## Louisiana-Monroe

(MT leads 5-2)

Year	W/L	Score	Site
1999	L	10-0	A
2000	W	28-0	H
2001	W	38-20	A
2002	W	44-28	H
2004	W	37-24	H
2005	L	34-31	H
2006	W	35-21	A

At Murfreesboro: 3-1

At Monroe: 2-1

## Louisiana-Lafayette

(Series tied 4-4)

Year	W/L	Score	Site
1999	L	45-31	A
2000	W	41-38 (2ot)	H
2001	W	26-9	A
2002	W	48-35	H
2003	L	57-51 (4ot)	H
2004	L	24-17	A
2005	L	13-10	H
2006	W	34-20	A

At Murfreesboro: 2-2

At Lafayette: 2-2

## Troy University

(Middle Tennessee leads 11-3-0)

Year	W/L	Score	Site
1936	W	19-0	H
1937	W	13-0	A
1939	W	14-7	H
1942	W	20-0	H
1946	W	12-0	H
1947	W	41-17	A
1952	W	33-7	H
1953	W	6-0	A
1999	L	48-31	H
2001	W	54-17	H
2003	W	27-20	H
2004	L	37-17	A
2005	W	17-7	A
2006	L	21-20	H

At Middle Tennessee: 7-2

At Troy University: 4-1

# Blue Raider Hall of Fame

2006 SUN BELT CONFERENCE CHAMPIONS

## 2007 Inductees

### A

Howard Alsup (2001)  
Max Arnold (1994)  
Greg Artis (2001)  
Ralph Askins (1984)  
Keith Atchley (1986)

### B

Elmer "Moody" Bain (1982)  
Miles "Moe" Baskin (1992)  
Mary Beasley (1984)  
John Bragg (1993)  
Willie Brown (1979)  
Bill Burkett (1996)

### C

George Camp (2003)  
George Claxton (1995)  
Julian Crocker (1991)  
Greg Cunningham (2007)

### D

Jack Deere (1985)  
Boots Donnelly (1993)  
George Dykes (1987)

### E

Jimmy Earle (1980)  
Dr. Kenneth Ezell (1981)

### F

Frank Faulkinberry (1977)  
Johnny "Red" Floyd (1979)  
George Frost (1996)

### G


Ken Gerhart (2002)  
Larry Gilbert (1994)  
Charlie Greer (1983)  
Don Griffin (1998)

### H


Henry Hackman (1978)  
Monte Hale, Sr. (1981)  
Vince Hall (2006)  
James "Jaybird" Hamblen (1991)  
John Hambrick (1995)  
Dean Hayes (1982)  
Joe Black Hayes (1997)  
Tommy Haynes (1988)  
Gary Head (1999)  
Vernon "Buck" Hindman (1980)  
Charlie Holt, Sr. (1989)  
Jerry Hurst (1988)

### J

Jimmy Jackson (1994)  
Joe B. Jackson (2004)  
Dr. O. Tom Johns (2002)  
Gerald "Mama" Johnson (1989)  
Horace Jones (1976)



Greg Cunningham



Mike Moore



Larry Stewart

### K

Emmett Kennon (1997)  
Charlie Kerr (1981)

### M

Elmer "Molly" Malone (1982)  
Clark Maples (2003)  
Bill Martin (2004)  
Barry McClure (1996)  
G.E. McCormack (1995)  
Jennifer McFall (1999)  
Roland McGhee (2005)  
Roxie McHenry (1999)  
Gene McIntire (1993)  
Charles W. Miller (1992)  
Dennis Mix (2005)  
Johnny Moore (2001)  
Mike Moore (2007)  
Teddy Morris (1976)  
Charles M. "Bubber" Murphy (1976)

### N

Joe Nunley (1985)

### O

Brian Oldfield (2000)  
Ray Oldham (1983)  
John Richard "Dick" Osteen (1990)  
Herbert Owenby (2003)

### P

Dr. E.K. Patty (1977)  
Homer Pittard (1985)  
John Price (1984)  
J.B. Procter (1992)  
Ray Purvis (1978)

### R

Dionne Rose (2006)  
Maxie Runion (1977)

### S

Charles Sarver (1987)  
Kola Sharpe (1978)  
Dale Short (2000)  
Tim Sisneros (2005)  
Gene Sloan (1989)  
Reese Smith (1986)  
Stephen B. Smith (2004)  
Woodrow Smitherman (1986)  
Cromer Smotherman (1990)  
Leonard Staggs (2002)  
John Stanford (1987)  
Larry Stewart (2007)  
Dwight Stone (1998)  
Dr. Hubert Swann (1988)

### T

Chuck Taylor (1985)  
Claude "Sleepy" Taylor (2000)  
B.H. Thompson (1980)  
Ken Trickey (1991)

### V

Vic Varallo (1983)  
Kenneth Victory (1990)

### W

Billy Walker (1998)  
Kim Webb (1997)

### Y

Jack Yearwood (2006)  
Bobby Young (1979)

## BLUE RAIDER HALL OF FAME

Started: 1976

First Inductees: Charles M. "Bubber" Murphy, Teddy Morris, Horace Jones

Purpose: To identify and honor in a permanent manner those individuals who have achieved excellence in athletics at Middle Tennessee and those others who have contributed to the advancement of athletics at the University by their support in time or resources or both.

Eligibility: 1) Individuals who shall be designated as eligible for Hall of Fame honors shall be limited to those generally referred to as Alumni Varsity Club members or for others who may have earned at least one letter in organized athletic competition since the establishment of the institution, or those who

2) have achieved excellence in athletics at the University and who have been officially disassociated as a student for a period of at least ten (10) years;

OR

3) have advanced and enhanced the concept of athletics at the University through their talents as coaches;

OR

4) have contributed in a substantial and unusual way to the advancement of athletics at the University, or who may be classed as nonathletes or coaches, and who may or may not have matriculated at the University.

# Homecoming/Retired Jersey

2006 SJN BELT CONFERENCE CHAMPIONS



## Blue Raiders are 46-19-2 on Homecoming


Date	Opponent	Result	Date	Opponent	Result	Date	Opponent	Result
1937	Tennessee Tech	T 13-13	Oct. 21, 1961	UT-Chattanooga	L 12-25	Oct. 20, 1984	Austin Peay	L 7-16
1938	Tennessee Tech	L 0-12	Nov. 7, 1962	Murray State	W 23-6	Oct. 19, 1985	Murray State	W 31-24 (2 OT)
1939	Union (Tenn.)	L 3-20	Nov. 16, 1963	East Tennessee	W 23-0	Oct. 11, 1986	Akron	W 24-12
1940	Tennessee Tech	W 6-0	Nov. 7, 1964	Murray State	W 14-12	Oct. 31, 1987	Youngstown State	L 16-17
1941	Memphis State	W 13-12	Nov. 13, 1965	East Tennessee	W 43-19	Oct. 15, 1988	Morehead State	W 49-0
1942	Tennessee Tech	L 6-25	Nov. 5, 1966	Murray State	W 33-0	Oct. 21, 1989	Austin Peay	W 46-7
1943-45	No Team (WW II)		Nov. 4, 1967	Western Kentucky	W 16-14	Oct. 27, 1990	Morehead State	W 37-0
1946	Troy State	W 12-0	Nov. 2, 1968	UT-Martin	W 24-17	Oct. 26, 1991	Southeast Missouri	W 52-0
1947	Tennessee Tech	W 19-0	Oct. 18, 1969	Murray State	W 31-24	Oct. 10, 1992	Austin Peay	W 49-10
1948	Murray State	L 12-26	Oct. 24, 1970	Austin Peay	W 44-0	Oct. 23, 1993	Southeast Missouri	W 31-10
1949	Tennessee Tech	W 14-0	Oct. 30, 1971	Ball State	W 28-7	Oct. 8, 1994	UT-Martin	W 38-7
Nov. 11, 1950	Murray State	W 34-14	Oct. 21, 1972	Austin Peay	W 24-6	Nov. 4, 1995	UT-Martin	W 45-17
Nov. 22, 1951	Tennessee Tech	T 14-14	Nov. 3, 1973	Western Kentucky	L 8-42	Oct. 12, 1996	Austin Peay	W 50-14
Nov. 9, 1952	Murray State	L 13-20	Oct. 26, 1974	Austin Peay	W 45-16	Oct. 4, 1997	Jacksonville State	W 27-16
Nov. 26, 1953	Tennessee Tech	L 13-46	Oct. 18, 1975	Murray State	W 17-5	Oct. 10, 1998	Murray State	W 35-14
Nov. 7, 1954	Murray State	W 21-13	Oct. 30, 1976	Austin Peay	L 9-21	Oct. 2, 1999	Troy State	L 31-48
Nov. 24, 1955	Tennessee Tech	L 14-55	Oct. 15, 1977	Murray State	L 9-13	Oct. 14, 2000	Louisiana-Monroe	W 28-0
Nov. 3, 1956	Murray State	W 39-7	Oct. 28, 1978	Austin Peay	L 17-28	Nov. 3, 2001	Arkansas State	W 54-6
Oct. 4, 1957	Western Kentucky	W 26-7	Oct. 13, 1979	Murray State	L 8-29	Nov. 16, 2002	Louisiana-Monroe	W 44-28
Nov. 8, 1958	Murray State	W 40-0	Oct. 25, 1980	Austin Peay	L 3-7	Oct. 11, 2003	New Mexico St.	W 35-18
Oct. 3, 1959	Western Kentucky	W 37-2	Oct. 31, 1981	Youngstown State	L 10-13	Oct. 30, 2004	Utah State	W 21-0
Nov. 5, 1960	Murray State	W 20-3	Oct. 22, 1982	Austin Peay	W 24-7	Oct. 22, 2005	Louisiana-Lafayette	L 13-10
			Oct. 15, 1983	Murray State	W 17-14	Nov. 4, 2006	Florida Atlantic	W 35-14

## University retires Teddy Morris' number in 1965

Teddy Morris was something special from the moment he came to Middle Tennessee as a young freshman in the fall of 1962.

By the time he graduated, his stellar play had helped bring the Blue Raiders 32 wins (against only eight losses and a tie), a record which yielded three Ohio Valley Conference championships.

When his playing days were complete, Morris held a number of Middle Tennessee career records: touchdown passes (41), yards per completion (14.7), and points scored by passing (252). Morris still ranks fifth in passing yards with 4,799 while also standing fifth in pass completions with 326.



He was the OVC's Offensive Player of the Year in 1965 after leading the Blue Raiders to an unblemished 10-0 season. In 1970, he was named the OVC Offensive Player of the Decade by the *Nashville Banner*.

No player has worn number 14 since Morris finished his career in 1965. No player will ever wear that number again. It's a significant tribute to one of the finest athletes in Middle Tennessee football history.

Morris, who was later an assistant coach for Middle

Tennessee from 1970 to 1973, joined Horace Jones and Charles Murphy as the first three to be inducted into the Blue Raider Hall of Fame in 1976.

Morris is currently residing in Murfreesboro and working in private business.

### Blue Raider Milestones

#### Games

- No. 1 - Fitzgerald and Clark 6, MT 0, 1911
- No. 100 - Murray State 14, MT 6, 1928
- No. 200 - MT 14, Troy 7, 1939
- No. 300 - MT 14, Morehead State 0, 1953
- No. 400 - MT 21, UT-Martin 14, 1963
- No. 500 - MT 34, ETSU 24, 1972
- No. 600 - MT 34, Elizabeth City 0, 1982
- No. 700 - MT 37, Morehead State 0, 1990
- No. 800 - Troy 48, MT 31, 1999

**(887 games entering 2007 season)  
(92 total I-A games entering 2007 season)**

#### Wins

- No. 1 - MT 29, Fitzgerald and Clark 7, 1912
- No. 100 - MT 20, Memphis State 6, 1937
- No. 200 - MT 18, Morehead State 6, 1957
- No. 300 - MT 21, Western Kentucky 17, 1972
- No. 400 - MT 24, Chattanooga 17, 1990
- No. 500 - MT 35, Florida Atlantic 14, 2006

**(500 wins entering 2007 season)**

#### Losses

- No. 1 - Fitzgerald and Clark 6, MT 0, 1911
- No. 100 - Morehead State 31, MT 7, 1950
- No. 200 - Murray State 24, MT 20, 1976
- No. 300 - Eastern Illinois 30, MT 17, 1997



# All-Time Coaching Records

2006 SUN BELT CONFERENCE CHAMPIONS

## Coaching Victories

Charles Murphy	.....	155-63-8
Boots Donnelly	.....	140-87-1
Alfred Miles	.....	35-16-4
Andy McCollum	.....	34-45-0
Frank Faulkinberry	.....	33-26-4
"Red" Floyd	.....	30-8-1
Bill Peck	.....	27-25-2
E.W. Midgett	.....	17-12-3
Ben Hurt	.....	12-31-1
<b>Rick Stockstill</b>	.....	<b>7-6-0</b>
Guy Stephenson	.....	4-9-2
E. M. Waller	.....	3-14-1
Herc Alley	.....	1-6-1
Don Fuoss	.....	1-9-0
L. T. Mutt Weber	.....	1-1-0



Year	Coach	W-L-T	Captain/Alt. Captain
1911	L.T. Mutt Weber	0-1-0	No Record
1912	L.T. Mutt Weber	1-0-0	No Record
1913	Alfred B. Miles	5-1-1	W. B. McKnight
1914	Alfred B. Miles	5-0-1	W. E. Ragland
1915	Alfred B. Miles	2-3-1	No Record
1916	Alfred B. Miles	5-2-0	Cass Miles
1917	Johnny (Red) Floyd	7-0-0	P. V. Overall
1918	No Football - World War I		
1919	Alfred B. Miles	6-0-0	Rupert Smith
1920	Alfred B. Miles	4-1-0	No Record
1921	Alfred B. Miles	3-2-1	Boots Ridley
1922	Alfred B. Miles	2-6-0	Dewey Hunter
1923	Alfred B. Miles	3-1-0	Bob King
1924	Guy Stephenson	1-5-0	Kenneth Miles
1925	Guy Stephenson	3-4-2	Keathly Presgrove
1926	Frank A. Faulkinberry	4-2-1	J. R. Ralston
1927	Frank A. Faulkinberry	6-2-0	Henry Hackman
1928	Frank A. Faulkinberry	2-4-1	Hubert Swann
1929	Frank A. Faulkinberry	6-3-1	John Dixon
1930	Frank A. Faulkinberry	5-5-1	Julian Crocker
1931	Frank A. Faulkinberry	6-4-0	Emerson Hendrix
1932	Frank A. Faulkinberry	4-6-0	Luther Smith
1933	E. M. Waller	1-7-1	Brownlow Sharpe
1934	E. M. Waller	2-7-0	Buck Edwards
1935	Johnny (Red) Floyd	8-0-0	Homer Pittard
1936	Johnny (Red) Floyd	7-1-0	Miles Baskins
1937	Johnny (Red) Floyd	6-1-1	Joe Troop/J. Hambrick
1938	Johnny (Red) Floyd	2-6-0	J. Thompson/W.Hoffman
1939	Herc Alley	1-6-1	Sam Smith
1940	E. W. Midgett	4-4-0	E. Patty/T. Hudson
1941	E. W. Midgett	4-3-1	D. Adamson/B. McDonald
1942	E. W. Midgett	4-2-1	Davenport/Smith/Burkett
1943	No Football - World War II		
1944	No Football - World War II		
1945	No Football - World War II		
1946	E. W. Midgett	5-3-1	G. McIntyre/B. Burkett
1947	Charles M. Murphy	9-1-0	H. Brandon/L. Staggs
1948	Charles M. Murphy	5-5-0	A. Varallo/B. Nesbitt
1949	Charles M. Murphy	8-0-1	J. Adams/Fred Grider
1950	Charles M. Murphy	9-2-0	J. McCoy/F. Atchley
1951	Charles M. Murphy	7-2-2	C. Lyons/M. Runion
1952	Charles M. Murphy	6-5-0	J. Lofton/John R. Smith
1953	Charles M. Murphy	7-4-0	H. Alsop/G. Rather
1954	Charles M. Murphy	4-4-2	Joe Collier/Garner Ezell
1955	Charles M. Murphy	7-2-1	G. Haley/S. Corban
1956	Charles M. Murphy	7-3-0	T. Sweeney/Ben Hurt
1957	Charles M. Murphy	*10-0-0	B. Rolman/R. Massey

1958	Charles M. Murphy	*8-2-0	Harold Greer/Roy Hall
1959	Charles M. Murphy	*10-0-1	Bucky Pitts/Brady Luckett
1960	Charles M. Murphy	5-5-0	J. Windham/Nicky Lynch
1961	Charles M. Murphy	7-4-0	Don Faulk/Jerry Pearson
1962	Charles M. Murphy	*6-4-0	Evans/Winters/Drennon
1963	Charles M. Murphy	8-2-0	Jackie Pope/Calvin Short
1964	Charles M. Murphy	*8-2-1	J. Armstrong/H. Petty
1965	Charles M. Murphy	*10-0-0	K. Atchley/W. Randolph
1966	Charles M. Murphy	7-3-0	Larry Dotson/Jerry Smith
1967	Charles M. Murphy	5-5-0	M. Matheny/B. Robertson
1968	Charles M. Murphy	2-8-0	Daniel/Mathews/Claxton
1969	Donald E. Fuoss	1-9-0	Game Captains
1970	Bill Peck	6-3-1	D. Duvall/T. Edwards
1971	Bill Peck	7-4-0	Jim Inglis/Danny Buck
1972	Bill Peck	7-3-1	C. Holt/Greg Gregory
1973	Bill Peck	4-7-0	Joe Pelt /Ed Witherspoon
1974	Bill Peck	3-8-0	Orsillo/Flippin/Rohrdanz
1975	Ben Hurt	4-7-0	Boyd/Emert/Woodfork
1976	Ben Hurt	4-7-0	Dunster/ Wright/Wright
1977	Ben Hurt	3-8-0	Moore/Buck/Murphy
1978	Ben Hurt	1-9-1	R. Rogers/S. Wright
1979	Boots Donnelly	1-9-0	Game Captains
1980	Boots Donnelly	2-8-0	Bryant/Dickerson/Ridings
1981	Boots Donnelly	6-5-0	S. Bryant/G. Wilkins
1982	Boots Donnelly	8-3-0	Ridings/Mix/Dickerson
1983	Boots Donnelly	8-2-0	Roger Carroll/Allen Ball
1984	Boots Donnelly	11-3-0	Greg Casteel/Randy Car
1985	Boots Donnelly	*11-1-0	Mike Clark/Don Griffin
1986	Boots Donnelly	6-5-0	C. Andrews/R. Colvard.
1987	Boots Donnelly	6-5-0	G. Anderson, D. Thomas
1988	Boots Donnelly	7-4-0	M. Collier/D. Thomas
1989	Boots Donnelly	*9-4-0	Van Dangler/M. James
1990	Boots Donnelly	*11-2-0	P. Ironside/Marty Carter
1991	Boots Donnelly	9-4-0	J. Campbell/S. Boykin
1992	Boots Donnelly	*10-3-0	S. McAdoo/M. Caldwell
1993	Boots Donnelly	5-6-0	M. Jordan/Curt Watkins
1994	Boots Donnelly	8-3-1	K. Holcomb/M. Tate
1995	Boots Donnelly	7-4-0	B. Lyons/N. Claybrooks
1996	Boots Donnelly	6-5-0	A. Hicks/A. McCord
1997	Boots Donnelly	4-6-0	L. McGill/Jonathan Quinn
1998	Boots Donnelly	5-5-0	M. Lowe, M. Norwood
1999	Andy McCollum	3-8-0	Game Captains
2000	Andy McCollum	6-5-0	Game Captains
2001	Andy McCollum	*8-3-0	Game Captains
2002	Andy McCollum	4-8-0	Game Captains
2003	Andy McCollum	4-8-0	Game Captains
2004	Andy McCollum	5-6-0	Game Captains
2005	Andy McCollum	4-7-0	Game Captains
2006	Rick Stockstill	*7-6-0	Eugene Gross, Jonathan Harris, Clint Marks, Justin Rainey

\*Conference Champions

## Coach of the Year Honors

Coach	Year	Honor
Charles Murphy	1965	OVC
Bill Peck	1970	OVC
Boots Donnelly	1983	co-OVC
Boots Donnelly	1984	NCAA Region 3
Boots Donnelly	1985	OVC, NCAA Region 3
Boots Donnelly	1988	Tennessee Sports Writers
Boots Donnelly	1989	OVC
Boots Donnelly	1994	Tennessee Sports Writers
Andy McCollum	2000	Tennessee Sports Writers
Andy McCollum	2001	Tennessee Sports Writers
Rick Stockstill	2006	Sun Belt Conference
Rick Stockstill	2006	Tennessee Sports Writers
Rick Stockstill	2006	ESPN.com

# All-Time Coaches Roster

2006 SJN BELT CONFERENCE CHAMPIONS



Akin, Travis - Asst., 1957  
Aldridge, Miles - Asst., 1999-2000  
Alley, Herc - Head Coach, 1940  
Anderson, Blake - Asst., 2002-2004  
Armstrong, Jack - GA, 1965  
Askern, Brice - Asst., 1982-83  
Bailey, Carey - Asst., 2003  
Bailey, Ron - GA, 1970  
Bailey, Terry - GA, 1962  
Baldwin, Bobby - Asst., 1975-76  
Barnes, Ray - Asst., 1991-96  
Bird, Steve - Asst., 1999-2000  
Bobo, John - Asst., 1997-98  
Boyd, Shap - GA, 1985  
Bradford, Todd - Asst., 2002  
Bradley, J. - GA, 1984  
**Brock, Brent - Asst., 2006-**  
Brown, Earl - 1984-85  
Buckner, Don - GA, 1970  
Bunio, Ed - Asst., 1979-94  
Burnoski, Richard - GA, DFP 2004-2005  
Butler, Charles - GA, 1966-67; Asst., 1968-71; 1987-93  
Camp, Gary - GA, 2000-01  
Campbell, Steve - Asst., 2002  
Carter, Wilson - GA, 1973  
Catavolos, George - Asst., 1969  
Chizik, Gene - Asst., 1990-91  
Clayborne, L. E. - GA, 1964-65  
Collins, Mike - Asst., 2004 (never made start of season)  
Corbett, Sean - GA, 1996; Asst., 1997-98  
Cox, Jake - GA, 2003  
Crenic, Danny - Asst., 1979  
Criner, Mark - Asst., 2004-2005  
Crook, Monte - Asst., 1974-76  
Csir, John - GA, 1977  
Culley, David - Asst., 1982  
Davis, Heath - GA/TE, 2002-2003  
Davis, Steve - Asst., 2001-2003  
Deere, Jack - Asst., 1958-62  
**Diaz, Manny - Asst., 2006-**  
Donnelly, Boots - HC, 1979-98  
Dotson, Larry - GA, 1967  
D'Ottavio, Billy - Asst., 1995-96  
Drivas, Harry - GA, 1968  
Dyer, Hal - Asst., 1970-71  
Elarbee, Glen - GA, 2003-2004  
Farrell, Brendan - GA, 2005  
Faulkinberry, Frank - HC, 1926-32  
Fedora, Larry - Asst., 1999-2001  
Ferguson, Lebron - GA, 1992  
Finley, Jim - Asst., 1969-72  
Fisher, Dean - Asst., 1971-73  
Fisher, Frank - GA, 1985  
Fiveash, Tom - Asst., 1979-80, 1983-90; 1994-98  
Flippin, Harry - GA, 1975  
Floyd, Johnny (Red) - HC, 1917; 1935-38  
Fouquier, Kevin - Asst., 2001-2005  
Fountain, Scott - Asst., 2004-2005  
Freeman, Nooby - Asst., 1935-43  
Fullam, Steve - GA, 1990  
Fuoss, Don - Head Coach, 1969  
George, Mickey - GA, 1964  
Gooden, Chad - GA, 1993  
**Goss, Antonio - Asst., 2006-**  
Green, Dom - GA, 1994-95; Asst., 1997-98  
Greer, Charlie - Asst., 1950-51; 1956-57; 1962  
Gregory, Greg - GA, 1973  
Hall, Dan - GA, 1994-95  
Hall, Roy - GA, 1964  
Hargis, Mike - GA, 1975



*Manny Diaz is one of the youngest defensive coordinators in the country.*

Harris, Bobby Ray - GA, 1994  
Harvey, Jim - GA, 1965; 1968  
Hasty, Gerald - Asst., 1974  
Hayes, Joe Black - Asst., 1950-68  
Hayes, John T. - Asst., 1955  
Helton, L. T. - Asst., 1980-84  
Henderson, Curtis - GA, 2001  
**Herrin, Les - Asst., 2006-**  
Herzog, Ricky - Asst., 1997-98  
Hinshaw, Darin - Asst., 2001-  
Hooker, Bubba - Asst., 1979-80  
Hughes, Ray - Asst., 1974-78  
Hurt, Ben - Head Coach, 1975-78  
Ironsides, Phil - 1992  
Jackson - Asst., 1938  
Jamison, Jamie - GA, 1970-71  
Jennings, John - Asst., 1979  
Johnson, James - Asst., 1999  
Jones, Billy Mack - Asst., 1954-57  
Jones, Derek - Asst., 2005  
Jones, Tom - Asst., 1985-86  
Jordan, Michael - GA, 1994  
Jordan, Nance - Asst., 1942-43  
Karl, Dan - Asst., 1999 (never made start of season)  
**Kaufman, Art - Asst., 2005-**  
Kerr, Bob - GA, 1963  
Kirksey, Larry - Asst. 2006  
Laster, Kent - Asst., 2004  
Law, Clarence - GA, 1962  
Lear, Don - Asst., 1961-68  
Lewis, Cliff - Asst., 1997-98  
Lisle, Joe - GA, 1992-93  
Little, Joe - Asst., 1949-51  
Lock, Bobby - Asst., 1958-59  
Majors, Larry - GA, 1966  
**Mangus, G.A. - Asst., 2006-**  
Martin, Leo - Asst., 1978  
Martin, Ron - Asst., 1970  
Matthews, Tate - GA, 1996  
McAdoo, Steve - GA, 1996; Asst., 1997-1998  
McCarty, Tim - GA, 1988-89  
McManus, Jason - GA, 2000-2002  
McCullum, Andy - Asst., 1982-88; HC, 1999-2005

McMahan, Howard - Asst. 2000-01  
McPhail, Thomas - GA, 1990  
Meziere, Carl - GA, 1992  
Middleton, Albert - asst., 1934-45  
Middgett, E. W. - Head Coach, 1940-46  
Miller, Ed - GA, 1973  
Monroe, Benny - Asst., 1977-78  
Morris, Teddy - Asst., 1970-73  
Murphy, C. M. (Bubber) - HC, 1947-68; Athletic Director, 1950-80  
Newsome, Randy - Asst., 1987  
Oakes, Ed - Asst., 1983-84  
O'Neal, Preston - Asst., 1986-93  
Osteen, Dick - Asst., 1934  
Parsons, Myers - Asst., 1975-77  
Patty, E. K. - Asst., 1949-55  
Peck, Bill - Asst., 1969; HC, 1970-74  
Peveto, Bradley Dale - Asst., 2003-04  
Phillips, Jim - GA, 1974  
Pippin, Randy - Asst., 1988-89  
Pittman, Jack - GA, 1992-93  
Powell, Hagan - Asst., 1936  
Purvis, Ray - Asst., 1960  
Reynolds, Francis - Asst., 1961  
Ridings, Rob - GA, 1984; Asst., 1984  
Riel, Francis - Asst., 1950-51  
Roark, Eric - Asst. 1990-96  
Robins, Alex - Asst., 1983-2005  
Rodgers, Kacy - Asst., 1999-2001  
Rolman, Buck - Asst., 1958-59  
Romine, W. R. - Asst., 1941  
Salyer, Wes - GA, 1996; Asst., 1997-98  
Sanders, Joe - Asst., 1980-82  
Scott, Andy - GA, 1995  
Sells, Jack - Asst., 1987  
Shackelford, Duke - Asst., 1979  
Shipp, Ken - Asst., 1956  
Short, Calvin - GA, 1966  
**Simmons, Willie - Asst., 2007-**  
Smitherman, Woody - Asst., 1939  
Sorrrell, Henry - Asst., 1972-73  
**Stephens, Jimmy Ray - Asst., 2006-**  
**Stockstill, Rick - HC, 2006-**  
Stowe, Durwood - GA, 1949  
Swanson, Mike - GA, 1977  
Sweeney, Terry - Asst., 1963-67  
Sypult, Jim - Asst., 1974-78  
Tanney, Todd - Asst., 1994-96  
Tate, Fred - Asst., 2002  
Taylor, Marshall - Asst., 1977-78  
Therrell, Dennis - Asst., 1985-86  
Tomlinson, Alan - GA, 1990  
Vinklarek, Ronnie - Asst., 2003  
Wagner, Otis - Asst., 1972-74  
Walker, Floyd - Asst., 1992-2005  
Waller, E. M. - Head Coach, 1934-35  
Walls, Marcus - GA, 1999-2000  
Watson, Jeff - GA, 1999-2000  
**Watts, Justin - Asst., 2006-**  
West, Lou - Asst., 1981-82  
Whaley, Gary - Asst., 1964-73  
Wickline, Joe - Asst., 1999-2001  
Windham, Joe - GA, 1961  
Wise, Bill - GA, 1969  
Wood, Chuck - Asst., 1981  
Wood, Toby - GA, 1967-68  
Woodford, Mike - Asst., 1985; 1999-2000  
Wright, Gary - GA, 1971



# All-Time Lettermen

2006 SUN BELT CONFERENCE CHAMPIONS


## A

Ernest Adams, '49, '51-52  
Shorty Adams, '49  
Lonnie Adams, '77  
Ralph Adams, '57-59  
Dave Adamson, '39-41  
Michael Agee, '95  
Jerome Agnew, '98  
Travis Akin, '53-56  
Vince Akridge, '92, '94-95  
Gabe Alaniz, '99  
Guy Albanese, '78-79  
Crawford Alexander, '55  
Louis Alford, '62-63  
Robert Alford, '84-87  
Dan Allen, '82-83  
Jerry Allen, '62  
Shawn Allen, '03  
Joel Alsobrook, '91-92  
Howard Alsup, '50-53  
Wardell Alsup, '00-03  
Doug Althouse, '85-86  
Gerald Anderson, '84-87  
John Anderson, '28  
Lavon Anderson, '74  
Sonny Anderson, '72-75  
Cecil Andrews, '83-86  
Jack Armstrong, '61-64  
Max Arnold, '49-50  
Randy Arnold, '00-03  
Kayro Arwine, '73  
Bennie Arp, '66  
Archie Arrington, '70, '72-74  
Ralph Askins, '26-29  
Jeff Ast, '82-83  
Frank Atchley, '47-50  
Keith Atchley, '62-65  
Claude Austin, '27  
Charles Ayers, '47

## B

James Babb, '50  
Terry Bailey, '59-61  
Psalms Bailey, '92-93  
Wayne Bailey, '56-59  
Elmer Bain, '46-47  
Kevin Baker, '82-85  
Lee Baker, '04  
Scott Baker, '93-95  
Danny Baldwin, '69  
Allen Ball, '82-83  
J. Ballard, '49-50, '52-53  
Ken Bankston, '75-76  
Gary Barnes, '95-96  
Kurt Barnes, '84  
Tommy Barnes, '86-88  
Paul Barnett, '65-67  
Jonathan Barry, '99, '01-02  
Robert Baskin, '38  
Miles Baskins, '34-36  
Robert Bass, '35-36  
Karl Bates, '96

David Battle, '39  
Jean Battle, '34-35  
Kippy Bayless, '91-94  
Henry Bean, '79-82  
Theron Bean, '92-95  
Hartwell Beasley, '34  
Tommy Beaver, '74-75  
Cade Becher, '05-06  
Dick Beck, '47-50  
John Beene, '66-69  
Tommy Beene, '68-70  
Gary Bell, '70-72  
Morris Bell, '76-77  
Ray Bell, '57-59  
Reggie Bell, '76, '78-79  
Walt Bell, '03-05-06  
Barry Benham, '89, '91  
**Hunter Birtsch, '04-05-06**  
John Blankenship, '69-72  
Blankenship, '46  
Robert Billings, '00-03  
W. Blackman, '42, '46-48  
Alan Blackwell, '78  
Roger Blackwood, '54-55  
Chris Blair, '94-96  
David Blair, '62  
Thomas Blair, '38  
Kareem Bland, '99-02  
Tony Blossom, '79  
William J. Boaz, '46  
Maxie Boles, '62-63  
Jonathan Bonner, '02-05  
Tommy Bomar, '51  
Ray Bonner, '69-72  
**Richard Bortner, '05-06**  
John Boss, '29  
William Bostick, '41  
Joe Bowers, '76-77  
Tommy Bowers, '72  
Joe Boyd, '80-81  
Melvin Boyd, '72-75  
Andre Boykin, '92-93  
Scott Boykin, '89-91  
Jykine Bradley, '99-01  
Tony Bradley, '84, '87-88  
Joe Brakebill, '66  
Percy Bramblett, '30  
Henry Brandon, '41, '46  
Marcus Brandon, '05-06  
Tom Brandon, '33  
Bill Brasch, '01-03  
James Bratten, '57  
Derwin Brewer, '88-90  
Rick Brito, '82-84  
Jerry Broadbent, '64  
Gary Brooks, '80, '83  
James A. Brooks, '41-42  
Bill Brown, '48  
Bob Brown, '48-49  
Bob Brown, '56  
Danny Brown, '81-83  
Duane Brown, '61-64



Randy Arnold

Earl Brown, '79-82  
E. N. Brown, '58-59  
George Brown, '49-54  
Isaiah Brown, '97-00  
Joe Brown, '26  
Raleigh Brown, '42, '46  
Scotty Brown, '98-01  
Shavaskey Brown, '02-03  
Bo Browne, '97-00  
Joe Bruce, '56-58  
Chris Bryan, '72-73  
Barry Bryant, '35-37  
Billy Bryant, '39-40  
Bruce Bryant, '78  
Quenton Bryant, '76  
Sammy Bryant, '80-81  
Guy Buchanan, '47-50  
Brett Bucher, '00-01  
Danny Buck, '68-71  
Tony Buck, '74-77  
Andre Buford, '80-81  
Dejuan Buford, '84-86/'88  
Andra Bullock, '74-77  
Greg Bullock, '83-85  
Billy Burch, '40  
Gary Burch, '55  
Lonnie Burch, '79-80  
Jimmy Burcham, '50  
Gary Burchfield, '74-77  
Rick Burchfield, '72-73  
Dennis Burke, '02-05  
Bill Burkett, '41-42  
Bob Burkett, '41-42, '46  
Wilburn Burkett, '46-47  
David Burnett, '49-51  
Jackie Burnett, '53  
Chris Burns, '89-91  
Pratt Burroughs, '41  
Tony Burse, '83-86  
Joey Burstyne, '98  
Sam Burton, '40-41  
Scot Burton, '79-82  
Robert Bush, '84

Chas Butler, '56, '59-60  
Taylor Butts, '25  
Frank Buzby, '46

## C

Cain, '41  
Mike Caldwell, '89-92  
Tyrone Calico, '99-02  
Jonathan Callahan, '03-04  
Don Calloway, '00-03  
Daniel Calvo, '96-98  
Ronnie Camp, '61-64  
C. Campbell, '36-38  
Joe Campbell, '88-91  
Ben Canada, '49-51  
Herbert Cannon, '87  
Paul Cantrell, '04-05-06  
Ken Caplenor, '65-66  
Charlie Care, '55  
**Danny Carmichael, '06**  
Gene Carney, '67-69  
John Carothers, '73  
Hilrey Carr, '59-60  
Randy Carr, '82-84  
Derrick Carrol, '93  
Roger Carroll, '80-83  
Ed Carson, '56-58  
Brian Carter, '83  
James Carter, '34-35  
Jesse Carter, '70  
Marty Carter, '88-90  
Mike Carter, '80-81  
Paul Carter, '79  
Billy Cartwright, '41-42  
Johnny Carver, '74-77  
Greg Casteel, '81-84  
John Caveness, '77  
Ronnie Cecil, '74-77  
Leon Cesar, '03-04  
Chamberland, '46  
Raymond Chaney, '04  
Richard Chaney, '54  
John Chapman, '72

Clinton Charles, '33  
Melvin Charles, '27-29  
Brian Chastain, '95-96  
Bill Cherry, '78-81  
**Stephen Chicola, '04-05-06**  
Chas. Chitwood, '42, '46  
Nares Choo-bua, '69  
Harvey Clark, '46  
Mike Clark, '82-85  
Charlie Clarke, '96-98  
George Claxton, '64-67  
L. E. Clayborne, '62  
Nath. Claybrooks, '93-95  
**Lonnie Clemons, '05-06**  
Ken Coffee, '69-72  
Clyde Cole, '46  
Anthony Coleman, '87-90  
Tyrone Coleman, '85-86  
Joe Collier, '53-54  
Marvin Collier, '85-88  
Boo Collins, '92  
Lem Collins, '89-91  
Steve Colquitt, '67  
Roo'velt Colvard, '83-86  
Danny Colwell, '82-83  
Doug Cone, '47-50  
Korey Conner, '98-00  
Brandon Conwill, '98  
Dallas Cook, '51-54  
Brad Cooper, '00-01  
Dwayne Copeland, '73-74  
Kevin Copeland, '03-04  
Jack Corban, '57-59  
Sid Corban, '53-56  
Charley Corbin, '25-26  
**Clinton Corder, '03, '05-06**  
Greg Cornell, '83-84  
Mickey Corwin, '83-84  
Ken Coulter, '97  
James Counce, '91-94  
Wes Counts, '98-01  
Nicky Coutras, '53-56  
Brad Cowan, '85-88  
Mike Cowan, '67-69  
Phil Cowan, '81-84  
John Cox, '46-49  
Mike Cox, '84-85  
Ricky Cox, '80-81  
David Coy, '00-02  
Anthony Crabtree, '91  
Rashaad Craft, '97, '99-00  
Jack Crawford, '70-72  
John Crawford, '02-05  
Mike Crenshaw, '89-90  
O. Crenshaw, '88-91  
Matt Crews, '88-90  
Tommy Criner, '95  
Julian Crocker, '27-30  
Ray Cross, '51  
Walt Crowder, '90-92  
John Csir, '75

## D

Charles Daniel, '65-68  
Chuck Daniel, '87-90  
Melvin Daniels, '70-73  
Curtis Daniely, '99-02  
Steve Dark, '90-92  
Emory Davenport, '40-42  
Brian Davis, '93-94  
Charlie Davis, '32  
Freeman Davis, '85-87  
Gary Davis, '95, '97-98  
Joe Davis, '46  
Joe Davis, '47  
Kevin Davis, '03  
Michael Davis, '84-85  
Ricky Davis, '76  
Todd Davis, '88-89  
John W. Deal, '39  
Greg Deathridge, '77-78  
Eddie Deeb, '78-79  
Jack Deere, '41, '46-47  
Kevin Dees, '70  
Byran DeGraffenreid, '96  
Dino Delulius, '82-85  
Jack Delay, '30  
Gerry DeLuca, '56  
Billy Derrick, '51  
R. Derryberry, '27-28  
Tim Dickerson, '79-82  
Rich Dickson, '73-75  
John Diefenbach, '75-78  
Van Dingle, '86-89  
Scott Dirkson, '91-93  
John Dixon, '26-29  
Dexter Dodson, '70-73  
Keith Dollar, '97-00  
Quan Domineck, '01-02  
Kenny Donaldson, '89-90  
Boots Donnelly, '62-64  
John Dooley, '83-84  
Bill Dotson, '55-58  
Larry Dotson, '63-66  
Reggie Doucet, '05-06  
Gary Draper, '65-68  
Joe Drennan, '59-62  
Jayme Duarte, '94  
Fernando Duggan, '46  
Joe Duggar, '46  
Kenneth Duke, '51-53  
John Dukes, '75  
**Franklin Dunbar, '05-06**  
Todd Duncan, '87-88  
Jimmy Dunlap, '53-56  
**Chance Dunleavy, '05**  
Jimmy Dunn, '66-69  
Jeff Dunner, '95-96  
Walter Dunson, '90-92  
Jim Dunster, '75  
Billy Durham, '98-01  
Sheldon Durham, '01-02  
David Duvall, '67-70  
Andre Dyer, '86-89

# All-Time Lettermen

2006 SJN BELT CONFERENCE CHAMPIONS



George Dykes, '61-63

## E

Bobby J. Easter, '74-75  
Glenn Eden, '56-58  
Bobby Edens, '66-68  
Tony Edge, '98  
Steve Edging, '65-66  
Ryan Edmiston, '02-03  
Marion Edney, '28  
Buck Edwards, '33-34  
Kenny Edwards, '02-03  
Taylor Edwards, '67-70  
Jason Elam, '04-05  
Glen Elarbee, '99-02  
LeBron Elder, '97-00  
Kolas Elion, '76, '79-80  
Mike Ellies, '93-94  
Kenneth Ellis, '39-40  
Steve Ellison, '00-01  
Mallory Elrod, '65  
John Emert, '73-75  
Rodney English, '71-74  
Vic Esposito, '87  
Bill Etter, '50-53  
Marty Euverard, '85-88  
Billy Joe Evans, '59-62  
Steve Evans, '66  
William Evans, '39-40  
Pat Everett, '89  
Joe Evilsizer, '04  
Garner Ezzell, '52-54  
Sam Ezelle, '59-60

## F

Mike Fairbanks, '87-90  
Bill Fandrick, '50-51  
Wade Farrar, '28  
Don Faulk, '59-61  
Bryan Faulkner, '89-91  
Hulsey Ferrell, '41  
Rickey Field, '77-79  
Mike Finney, '70-73  
Dean Fisher, '59  
George Fisher, '42  
Alvin Fite, '01-04  
Tom Fiveash, '63-65  
Ralph Fleming, '46-48  
Harry Flippen, '71-74  
Frank Ford, '49-50  
Clayton Foster, '33  
Charles Fowler, '25  
Carson Francis, '71-74  
Jermaine Francis, '99-00  
Gerry Francisco, '85  
Anthony Franklin, '92-93  
Don Franklin, '55-58  
Germayle Franklin, '03-04-05-06  
Ike Franklin, '66-68  
Joe Franklin, '93  
William Fraser, '46  
Robert Frazier, '84-85  
Otis Freeman, '25-27


David Fritts, '72-73, '75  
George Frost, '53-55  
Lucas Frost, '99-01  
Robert Fry, '38  
Lyle Fulton, '42  
John Fuqua, '75

## G

Mike Gaines  
Tony Gaines, '90-91  
Carlton Galbraith, '55-56  
Howard Gamble, '49  
Jack Gamble, '54-55  
Bobby Gann, '59, '61  
Julius Gant, '01-02-03  
Kelvin Garr, '94-96  
Bob Garrett, '54  
John Garrett, '82-85  
Marcus Gates, '03-04-05-06  
Bobby Gatlin, '68-69  
Chris Gatlin, '99-02  
Kyle Gay, '97-98

## Desmond Gee, '06

Kelvin German, '02-03  
T. J. Gentle, '94-95  
Mickey George, '62  
Vern Geren, '64  
Carlos Geter, '95  
Hester Gibbs, '57-59  
Mike Gibson, '88-91  
Leroy Gifford, '87-90  
Frank Giles, '51  
John Glassburner, '89  
Anthony Glover, '04-05  
Elbert Glover, '46  
John Gooch, '25  
George Goodson, '74-77  
Michael Gordon, '88  
Ronnie Gordon, '96  
Wade Gosa, '82  
Matt Graham, '98  
Phil Grammer, '60-63  
George Grau, '42  
Joey Graves, '73  
Anthony Green, '87-90  
DeMarcus Green, '04  
Kelverrick Green, '96-99  
Charlie Greer, '38-40  
Harold Greer, '56-58  
J. D. Greer, '46  
Charles Gregory, '79, '81  
Greg Gregory, '69-72  
Jesse Gregory, '27-28  
Fred Grider, '47-50  
Clay Griffin, '96-97-98  
Don Griffin, '82-85  
James Griffin, '79-82  
**Jonathan Grigsby, '05-06**  
Eric Groat, '93-94  
Eugene Gross, '03-04-05-06  
Ralph Gunter, '04  
Charles Gupton, '62-63



Brian Kelly

## H

Henry Hackman, '25-27  
George Haley, '53-55  
Howard Haley, '53-54  
Jerry Hale, '46  
Barry Hall, '97-98-99-00  
Roy Hall, '56-58  
Vince Hall, '81-84  
William Hall, '56-58  
Willie Hall, '03-05  
Hall, '46  
Frank Halliburton, '60-62  
Bob Hallum, '56-57  
Charles Hallum, '60  
Joe Hallum, '53-55  
James Hamblen, '36-37  
Curtis Hambrick, '46  
John Hambrick, '35-37  
Butch Hamby, '79-82  
Alex Hamlett, '51-53  
Andrew Hardaway, '50  
Bobby Hardison, '49-51  
Frank Harges, '32  
Jeff Harlan, '34-35  
Greg Harper, '95-96  
J. W. Harper, '69-72  
Chris Harris, '91  
Dee Harris, '49  
Earl Harris, '62-64  
Elijah Harris, '29-32  
Hunter Harris, '68-70  
John Harris, '69-72  
Jonathan Harris, '04-05-06  
Josh Harris, '03-05  
Lonnie Harris, '72  
Ricky Harris, '76-77  
Tillman Harris, '53-56  
Vincent Harris, '76  
Harris, '26-28  
Turk Harrison, '49-50  
Pat Harrison, '46  
Rodney Hart, '85-87  
Gary Harton, '77

Jim Harvey, '61-64  
Marcus Harvey, '99-00  
Norman Hasty, '37-38  
Xavier Hatnot, '99-00  
Avery Hatten, '01-02  
Dick Hawk, '51  
James Hawk, '57  
Gerald Hayes, '61  
John T. Hayes, '51-53  
Larry Hayes, '67-68  
Rodney Hayes, '65-68  
Steve Heard, '86-87  
Tri Heard, '97-98  
Glen Heath, '80  
Ernest Henderson, '87-89  
Geno Henderson, '99  
Emerson Hendrix, '29-32  
Garland Henley, '95-96  
Chris Henry, '02-05  
John Henry, '03  
**Taron Henry, '04-05-06**  
Harold Hershey, '51  
David Herbert, '66  
Ed Hessey, '34  
Brownie Hickam, '46  
Ant. Hicks, '92-93, '95-96  
Dwone Hicks, '99-00-01-02  
Jim Hicks, '74  
Pat Hicks, '92-94  
Rod Higgins, '00-01  
Kenneth Highsmith, '93-94  
Edward Hildreth, '46  
Gray Hill, '63  
Vernon Hindman, '29-30  
Andrico Hines, '02-03  
Chris Hinson, '80  
Doug Hintemeyer, '85-87  
Jim Hite, '49-51  
Harold Hitt, '49-51  
Billy Hix, '53-55  
Bob Hlodan, '64-66  
Bill Hobbs, '61-63  
Everett Hobson, '82-83  
Frank Hobson, '28-30

William Hodges, '40-41  
**Wes Hofacker, '06**  
William Hoffman, '36-38  
Kelly Holcomb, '91-94  
Pedro Holiday, '03-04  
Rick Holliday, '94-96  
Buford Holman, '53  
Pete Holmes, '49  
Charles Holt, '32  
Charles Holt, '69-72  
Jerrin Holt, '03-04  
J. Holt, '46-47  
Seaborn Holt, '30-32  
Doug Homan, '84-85  
Anthony Hood, '00-01  
Reed Hooper, '36  
Bryant House, '05  
Carnell Houston, '98-99  
Randy Houston, '90-92  
Eph Hoover, Jr., '41  
John Hoover, '33-35  
William Hoover, '36-37  
Randy Horn, '89  
Marcel Horne, '03-04  
Joe Horning, '83-85  
Ryan Hornsby, '04  
Chris Hough, '01-02  
Marcus Howard, '51  
Smith Howard, '29  
John Howell, '46  
Chris Howington, '98-99-00  
Billy Hudson, '40  
Tommy Hudson, '38-39  
L. S. Huffines, '25  
Richard Hughes, '70  
Jerry Hurst, '56-57  
Ben Hurt, '54-56

## I

Boo Ingle, '79  
Jim Inglis, '69-71  
Pierre Ingram, '03-04-05-06  
Phil Ironside, '88-90  
James Isabell, '72-73

## J

Kerry Jackson, '91-92  
Jimmy Jackson, '47-50  
Joe Jackson, '46-48  
J. W. Jackson, '34-35  
Robert Jackson, '46  
Terry Jackson, '04  
Todd Jackson, '34-36  
Todd Jackson, '86-87  
DeAndre James, '96  
Greg James, '89-91  
Melvin James, '87-89  
Jamie Jamison, '66-69  
Jesse Jamison, '25-26  
**Trevor Jenkins, '05-06**  
William Jenkins, '71-74  
Doris Jernigan, '54  
Loyal Jobe, '76

Chris Johnson, '99-03  
Dwight Johnson, '84, '86  
Edward Johnson, '42  
Gerald Johnson, '50-51  
Hansford Johnson, '98-01  
Jason Johnson, '00-01  
Josh Johnson, '80-81  
P. J. Johnson, '93  
Ron Johnson, '67-70  
Terrell Johnson, '94-95  
Thomas Johnson, '01-04  
Vince Johnson, '85-86  
Virgie Johnson, '25  
Wade Johnson, '87-90  
Jarvis Jolly, '94-96  
Marshan Jolly, '81-83  
Dominic Jones, '02-03  
Glen Jones, '99-00  
Joe Jones, '46  
Joe Jones, '66-67  
Mike Jones, '65-67  
Mitchell Jones, '51-53  
Reggie Jones, '01-02  
**Tavares Jones, '04-05-06**  
Mike Jordan, '90-93  
Hashem Joyner, '01-02-03  
Reuben Justice, '69-72

## K

Tim Kalthoff, '67-68  
Konrad Kaul, '95-97-98  
Chris Keen, '74-77  
Brian Kelly, '00-03  
Byron Kelly, '71, '74  
Mike Kelly, '88-90  
Shawn Kelley, '94-96  
Mario Kelso, '98-99  
Kelton, '46  
Jerry Kemp, '53-56  
Louis Kemp, '00-02  
Bill Kennedy, '87-90  
Jim Kennedy, '49-50  
Monte Kennedy, '49-50  
Emmett Kennon, '37  
David Kercell, '82-85  
Bob Kerr, '62  
Charles Kerr, '30-32  
Robert Kerr, '28-30  
Brian Kidd, '94-97  
Caneil Kimpson, '92-93  
Andy King, '66-67  
Desmond King, '93  
Julian King, '59  
**Matt King, '06**  
Ralph King, '05  
Terrence King, '99-00  
Richard Kinley, '87-90  
Glen Kinnard, '42, '46  
Jerry Kirby, '68-71  
Brian Knight, '76-79  
Tillman Knox, '46  
Leigh Kolka, '73-75  
Rhett Kopp, '95-96



# All-Time Lettermen

2006 SUN BELT CONFERENCE CHAMPIONS

Jason Krupinski, '04


## L

Mike Lafleur, '93-94  
 Albert Lane, '80, '82-83  
 Jim Lane, '42, '46-47  
 Bobby Langford, '64-67  
 Tom Lambert, '53  
 Wes Langford, '96  
 Herman Lassiter, '42  
 Tommy Latimer, '72-73  
 Clarence Law, '59-60  
 Robert Lawhorn, '46-47  
 Danny Lawrence, '91-93  
 Tom Lawson, '46-48  
 Larry Leahon, '61-62  
 Jeff Lee, '92-94  
 Ralph Lee, '89  
 ReShard Lee, '01-02  
 Luke Leitz, '75-78  
 Tony Leonard, '88  
 Onesimus Leslie, '91-92  
 LaShawn Lester, '98  
 David Lill, '98  
 Brock Lillis, '99-00  
 Jim Lincoln, '51-53  
 Linnville, '46  
 Joe Lisle, '87-89  
 David Little, '81-82  
 Jeff Littlejohn, '02-05  
 Bobby Locke, '55-56  
 Chip Lockhart, '94  
 Jerry Lockhart, '80-83  
 Jim Loftin, '50-51  
 Donte Lofton, '82-85  
 Glendon London, '46  
 Frank Long, '73-76  
 Darrell Love, '96-97-98  
 Joe Love, '49  
 Charles Lowe, '57-59  
 Matt Lowe, '95-97-98  
 Brady Luckett, '57-59  
 Sean Luckett, '91-94  
 Robert Lumpkin, '38  
 George Lunn, '51  
 Brandon Lynch, '00-03  
 Nicky Lynch, '58-60  
 George Lyon, '71-74  
 Brigham Lyons, '49-51  
 Charlie Lyons, '49-51  
 Tony Lyons, '90

## M

John Madrick, '01-02  
 John Major, '67  
 Tracy Majors, '88-91  
 Bob Malia, '86-87  
 Elmer Malone, '26-30  
 Clark Maples, '63-64  
 Bill Marbet, '68-71  
 Clint Marks, '03-04-05-06  
 Ron Marshall, '76-77  
 Darrell Martin, '83-84

David Martin, '55  
 Dick Martin, '85-86  
 Hillary Martin, '42, '46-47  
 Ricky Martin, '87-90  
 Ron Martin, '64-65  
 Ronnie Martin, '71  
 Will Martin, '02-03  
**Derek Mason, '06**  
 C. Massengale, '84-86  
 Andy Massey, '93-95  
 John Massey, '55  
 Ralph Massey, '54-57  
 Mike Matheny, '65-67  
 James Mathews, '65-68  
 Larry Mathews, '64-67  
 Mick Mathis, '83-84, '86  
 Gil Matias, '99-00  
 Kenny Mattison, '89-91  
 Chris Matussek, '98-01  
 Tony Matussek, '61-62  
 Gary Maxwell, '73  
 Gentry Mayo, '51  
 Frankie Mays, '77  
 Steve McAadoo, '89-92  
 Nick McAfee, '02-05  
 Eric McBroom, '92, '94  
 Jimmy McCamey, '87-90  
 D. McCamish, '64-65  
 James McCarroll, '56-59  
 James McClellan, '77-78  
 Joe McClendon, '00-01  
 Bobby McClintock, '40-41  
 Thomas McCollum, '98  
 Chuck McConville, '84  
 Anthony McCord, '93-96  
 John McCord, '46  
 G. E. McCormack, '55-56  
 Bob McCown, '51  
**Chris McCoy, '06**  
 James McCoy, '47-50  
 William McCrory, '36-40  
 Gary McCroskey, '77-78  
 H. McCullough, '49-50  
 Marty McCullough, '51-53  
 Mick McCullough, '80-81  
 Kenny McDaniel, '83-85  
 Andrew McDonald, '97-98  
 Billy McDonald, '39-41  
 Lebrian McGill, '94-97  
 Clofton McGehee, '34-36  
 H. McHorney, '71-72  
 G. McIntire, '40-41, '46  
 Everett McIntire, '35-37  
 James McKenzie, '91-93  
 Mark McKinnon, '80-83  
 Typail McMullen, '96  
 Glen McMurray, '86  
 Jeremy McMurry, '95-96  
**DeMarco McNair, '04-06**  
 Howard McPeak, '46-47  
 Doyle Meacham, '37  
 Jim Merryman, '79-82  
 Johnny Miles, '49-50



Brandon Lynch

Kenneth Miles, '25  
 Brad Miller, '48-49  
 Charlie Miller, '36-38  
 Ed Miller, '69-72  
 Eran Miller, '96-97-98  
 Larry Miller, '76, '78-80  
 Randall Miller, '71-72  
 Ray Miller, '00  
 Brown Mims, '35-36  
 Dennis Mimmis, '91-94  
 Barry Minatra, '75-78  
 Bill Ming, '76-79  
 Anthony Mitchell, '93  
 Pat Mitchell, '46-47  
 Ricky Mitchell, '87-90  
 Dennis Mix, '79-82  
 Joey Montalbano, '00-03  
 Robert Montgomery, '73  
 Roo'velt Montgomery, '91  
 Jack Moore, '49  
 Jay Moore, '93-96  
 Judd Moore, '97-98  
 Johnny Moore, '57-59  
 Mike Moore, '74-77  
 Tim Moore, '76  
 W. Moore, '29-30, '32-33  
 Bob Moorhead, '84-85  
 Joe Moos, '00-01  
 Joe Morgan, '50  
 Mike Morgan, '94-96  
 Blake Morris, '01  
 Teddy Morris, '62-65  
 Mark Morrison, '83-86  
 Pat Morrison, '65-67  
**Sean Mosley, '04-05-06**  
 Jimmy Moss, '71-72  
 Demetric Mostiller, '93-96  
 Robert Mullins, '85-86  
 Mike Mulvihill, '70  
 C'man Murdock, '69-72  
 Bubber Murphy, '35-37  
 Rick Murphy, '85  
 Stan Murphy, '75-76  
 Woody Murphy, '93-94

Bo Murray, '49-50  
 Joel Musgrave, '67  
 Darren Mustin, '04  
 Bart Myers, '88-91

## N

Jim Nabors, '59-61  
 Jim Neeley, '54  
 Terrell Nesmith, '96-97  
 Larry Nelson, '48  
 Steve Nesbitt, '68-69  
 Wm. Nesbitt, '42, '46-48  
 Kendall Newson, '98-01  
 Sam Nichols, '41  
**Damon Nickson, '04-05-06**  
 Mike Nihill, '88-91  
**Brandon Nix, '04-05-06**  
 George Noe, '57-60  
 Kenny Nolan, '71-72  
 Jimmie Norton, '34  
 Matt Norwood, '97-98  
 Mike Nourse, '86-87  
 Danny Nowell, '68

## O

Ray Oldham, '69-72  
 Tommy Opincar, '97  
 Bob Orsillo, '72-74  
 Bobby Osteen, '51-54  
 Herman Osteen, '26  
 Richard Osteen, '28-32  
 William Overby, '33-34  
 Ralph Overton, '66-68  
 Hoyte Owen, '33-34  
 Adrian Owens, '90-93  
 Antoine Owens, '04  
 Herbert Owenby, '64-67

## P

Ray Palhegyi, '84-85  
 Alvin Palmer, '74-77  
 Jamison Palmer, '99, '01  
 Smartt Paris, '30-33  
 Brandon Parker, '01-02-03

Joe Parker, '65-67  
 Shelby Parker, '95  
 Joe Parks, '25  
**Jonathan Parks, '03, '05-06**  
 Reggie Parks, '94-95  
 Vince Parks, '88-92  
 Luke Paschall, '04-05-06  
 Kevin Pascoe, '99-02  
 Lee Pate, '34  
 Andy Patterson, '88-91  
 Greg Patterson, '94  
 Harold Patterson, '68-70  
 Herbert Patterson, '68-71  
 Homer Patton, '77-78  
 Tommy Patton, '53  
 Elbert Patty, '38-40  
 Keith Pauldo, '97-00  
 Bobby Payne, '03-05  
 Nick Payne, '99-01  
 Jerry Pearson, '59-61  
 Jimbo Pearson, '60-61, '63-64  
 Tony Pearson, '87  
 Wade Peery, '83-86  
 Joe Pelt, '71-73  
**Brandon Perry, '05**  
 Garth Petrilli, '91-94  
 David Petty, '62-64  
 Martez Phelps, '97-00  
 Lance Phillips, '00-01  
 Witcher Phillips, '41-42  
 Larry Pickett, '83-86  
 Ron Pierce, '62  
 Eddie Pigue, '60-62  
 Delvin Pikes, '98-00  
 C. Pinkleton, '49-50, '55  
 Homer Pittard, '34-35  
 Jack Pittman, '85-88  
 Mike Pittman, '84-87  
 Aaron Pitts, '02-03  
 Bucky Pitts, '57-59  
 Don Plonk, '54-56  
**Roy Polite, '04-05-06**  
 Greg Pollard, '89-90  
 Jackie Pope, '62  
 Kenneth Pope, '93  
 Charlie Porter, '80-81  
 Nate Porter, '70-73  
 Kelly Potter, '81-84  
 Michael Prather, '92  
 Keathley Presgrove, '25  
**Jonathan Presley, '05-06**  
 Willis Presley, '38-40  
**David Price, '06**  
 Ben Pridemore, '55-56  
 Reggie Primas, '99-00  
 Alan Prince, '42, '46-48  
 Tony Prince, '89  
 Jonathan Proby, '99-02  
 J. B. Proctor, '49  
 Jeremy Pruitt, '93-94  
 James Pryor, '73-74  
 Nat Puckett, '36-37

Ray Purvis, '56-59  
 Larry Puryear, '58-60  
 Steve Puryear, '81-82  
 DeJuan Pye, '90

## Q

Jonathan Quinn, '95-97

## R

Jimmy Rader, '69-70  
 Robert Rader, '80-83  
 Justin Rainey, '03, '05-06  
 J. R. Ralston, '25-26  
 W. T. Ralston, '25-26  
 William Randolph, '62-65  
 Muhammad Rashada, '00-03  
 Garnett Rather, '51-53  
 Keon Raymond, '04-05  
 Robert Rawdings, '38  
 Sam Rawls, '42  
 Howard Ray, '51  
 Keegan Ray, '96-99  
 H. Reasonover, '41-42  
 Jamie Redmond, '89-92  
 Doyle Reece, '51  
 Van Reed, '51-53, '56  
 William Reed, '46-47  
 Dale Reese, '70  
 Clay Rein, '95-96  
 Bob Reynolds, '30-32  
 Francis Reynolds, '53-55  
 Charles Rice, '60-62  
 Kevin Rich, '97  
 John Richards, '73  
 Kevin Richer, '98-99  
 Robbie Ridings, '79-82  
 Larry Ridley, '96  
 Clyde Riggs, '25  
 Matt Riley, '84-85  
 Kyle Ringley, '04-05  
 Lester Rizer, '54-56  
 Jay Roberson, '91  
 Robbie Roberts, '93-95  
 Bill Robertson, '63-66  
 Jimmy Roberto, '81-82  
**Bradley Robinson, '04-05-06**  
 Brown Robinson, '37-39  
**Cam Robinson, '06**  
 Gerald Robinson, '79-82  
 Kelvin Robinson, '87-90  
 Michael Robinson, '74-77  
 Mike Robinson, '74-77  
 Dean Rodenbeck, '70-73  
 Billy Rogers, '53-55  
 Robbie Rogers, '75-78  
 Fred Rohrdanz, '72-74  
 Buck Rolman, '53-56  
 Oscar Rose, '27-28  
 Kenneth Ross, '59-61  
 Robert Roth, '30-32  
 Manson Rowan, '55  
 Don Rucker, '54-55  
 Charles Rudder, '39



# All-Time Lettermen

2006 SJN BELT CONFERENCE CHAMPIONS




Maxie Runion, '49-51  
Garland Russell, '49  
Willis Rust, '29  
Mac Rutherford, '37-39

## S

J.K. Sabb, '05-06  
Eugene Sadler, '53-54  
Mark Sadler, '94-95  
Cleannord Saintil, '04-05  
Anderson Sanders, '78  
Jimmy Sanders, '76-77  
Robert Sanders, '46  
Gary Sands, '33-34  
Brown Sanford, '79-81  
Sulecio Sanford, '97-98  
Christopher Sapp, '03, '05-06  
Charles Sarver, '33-35  
J. O. Sarver, '37-39  
Robert Sarvis, '38-40  
Jim Saunders, '49  
Randy Saunders, '76-78  
Larry Sawyer, '70-71  
Sean Saylor, '99-00-01  
Devarick Scandrett, '02-05  
Arthur Scates, '40  
Steve Scates, '74-75  
John Schneider, '75  
Bob Schomberg, '67  
Andy Scott, '92  
Jeff Scott, '80  
Tanaka Scott, '00-01  
Bob Searcy, '49-51  
Robert Seay, '35-37  
Garrett Self, '84-87  
P. Sensabaugh, '92-93  
Bill Settle, '60-63  
Talmadge Sharber, '46  
Brownlow Sharpe, '30-33  
George Sharpe, '33-34  
Eugene Shaw, '97  
Jonathan Shaw, '01  
Mike Shawen, '71-74  
Rodney Shelton, '93-94  
Brent Shepard, '86-88  
Kenneth Shipp, '48-49  
Jeff Shockley, '75-76  
Raymone Shockley, '92  
Calvin Short, '61-63  
**Derek Shropshire, '06**  
Pat Siegfried, '76-78  
Kabote Sikyala, '02  
Evans Simmons, '33-34  
Polenski Simms, '97  
Cory Simpson, '92-94  
Clay Sistrunk, '80  
Ed Skinner, '73-74  
Dennis Smart, '86  
Doris Smartt, '41  
Maury Smartt, '42  
David Smiley, '64  
Antonio Smith, '95

Bobby Ray Smith, '53-54  
Brian Smith, '04-05  
Carter Smith, '35-37  
Charles Smith, '53-56  
Chris Smith, '88-91  
Colby Smith, '03-04-05-06  
Demetrius Smith, '91  
Doyle Smith, '37-39  
Floyd Smith, '28  
Henry Smith, '77  
Herman Smith, '30-32  
Howard Smith, '61-63  
Jerry Smith, '62-65  
John R. Smith, '49-51  
Luther Smith, '29-32  
O.J. Smith, '91  
Otis Smith, '47-48  
Reese Smith, '42  
Roger Smith, '39-41  
Ryan Smith, '99  
Sam Smith, '37-39  
Samuel Smith, '01-02  
Urban Smith, '26  
Van Smith, '81  
Vincent Smith, '98  
Walter Smith, '82  
W'dy Smitherman, '35-37  
Tom Smogorzewski, '77  
E. H. Smotherman, '46  
Scott Smykal, '85  
Jerome Snead, '25  
Christopher Snorton, '94  
Kendall Solomon, '97-98  
Jacob Sorrells, '97  
Sparkman, '49  
Jeff Spencer, '80-83  
Spook Spickard, '75  
Jason Spray, '99-01  
Steve Spurling, '84-87  
Bill Spurlock, '79-80  
Dino Stafford, '89, '91  
Leonard Staggs, '46-47  
Jerry Stapleton, '58-60  
Quinton Staton, '04-05  
Rick Steadman, '72-75  
Ronald Steed, '04-05  
Cedric Stegall, '95, '97-98  
**John Marc Stephens, '05**  
Wes Stephens, '98-01  
John Stevens, '80  
LoHarrell Stevenson, '69  
Melvin Stevenson, '91  
**Dana Stewart, '04-05-06**  
David Stewart, '69-72  
Harold Stewart, '35  
Steve Stewman, '70  
Connie Stone, '84  
Dwight Stone, '85-86  
Don Stotser, '50-52  
**Alex Suber, '05-06**  
Tom Suddarth, '41-42  
Darius Sullivan, '90  
Edward Sullivan, '49



David Youell

Jimmy Sullivan, '55  
Tony Sutton, '02-03  
Chuck Swafford, '86-89  
John Swafford, '48-50  
Hubert Swan, '26-28  
Terry Sweeney, '55-56

## T

Burt Talley, '92-95  
**Phillip Tanner, '06**  
Jim Tate, '94  
John Tate, '87-89  
Markee Tate, '92-94  
Charles Taylor, '40  
Jeff Taylor, '90  
**Rod Taylor, '06**  
Ron Taylor, '68-70  
Corey Teague, '91-94  
Ronald Teague, '79  
Ervin Templeton, '29  
Brandon Thomas, '94-97  
Claude Thomas, '51  
Darrien Thomas, '86-87  
Dickie Thomas, '66-68  
Don Thomas, '85-88  
Hamp Thomas, '34-35  
Jeff Thomas, '96-99  
Mike Thomas, '94  
Wm. Thomas, '79-80, '81-82  
Frank Thomason, '56-59  
Joe Thompkins, '46  
Andy Thompson, '66-69  
B. H. Thompson, '25-27  
Craig Thompson, '84  
J. B. Thompson, '36-38  
Jerry Thompson, '76-79  
Jim Thompson, '68-69  
**Mark Thompson, '06**  
Mitch Thompson, '53-54  
Sam Thompson, '29-30  
William Threlkeld, '37-38  
Wm. Threberry, '25  
Don Thweatt, '53  
Frank Tice, '47-50

Diko Tinch, '99-00  
Kenny Tippins, '85-88  
Danny Tolbert, '03-04  
Emanuel Toles, '79-82  
Montrell Toney, '91-92  
Alton Treadway, '51-52  
Joe Troop, '35-37  
Brett Trott, '02-03  
Jabbar Troutman, '91-92  
Bernie Tucker, Jr., '40-41  
David Tucker, '76-79  
Kevin Tucker, '68  
Tommy Tucker, '41  
Matt Tulloss, '92  
Kyle Turnbow, '05  
Paul Turner, '28

## U

Dutch Uhlian, '27-28  
Mike Underwood, '92  
Reggie Upshaw, '95-96  
David Upton, '84

## V

Nat Vance, '46  
Jerry Vanderpool, '01-04  
Larry Vantrease, '72  
Vic Varallo, '46-48  
Frank Victory, '64-67  
Jim Violette, '64-65  
Brian Volley, '97-98

## W

Dwight Wade, '86  
David Waggoner, '83-84  
G'ville Waggoner, '34-36  
**Erik Walden, '04-05-06**  
Mal Waldrep, '97  
Billy Walker, '64-67  
Brent Walker, '99-00  
Charlie Walker, '97-99  
Demetrius Walker, '01-03  
Floyd Walker, '86-87  
Toby Walker, '94, '96

Joe Wallace, '33  
Doug Waller, '02  
Waller, '26  
James Walls, '46  
Jeff Walsh, '72  
Don Ward, '67-68  
Robert Warden, '38  
Billy Warren, '63-66  
Derrick Warren, '85  
Vernon Warren, '83-84  
Tom Wascura, '69  
Art. Washington, '81-82  
H. L. Wasson, '36-38  
Curt Watkins, '90-93  
David Watson, '91-94  
Doug Watson, '47-50  
F. Watson, '39-40, '46  
Gene Watson, '60  
Hulon Watson, '57  
Whit Watson, '57-59  
Phil Watts, '65-66  
Alex Weaver, '02-03  
Jeremiah Weaver, '04-05  
Lamumba Weems, '93  
Shingo Weems, '92  
Tom Weingartner, '72-75  
Tony Wesley, '98  
Claude West, '27  
Duane West, '78  
George West, '53-54  
Brandon Westbrook, '00-03  
Gary Whaley, '60-63  
Larry Whaley, '60-63  
Lamar Whatley, '81  
Paul Wheeler, '02-05  
Andy Whitaker, '89  
Bill White, '60  
Kris White, '94  
Yearwood White, '46  
Kenrick Whitehead, '97-98  
Delmas Whitten, '51-53  
Richard Widener, '95  
Joe Wiggins, '59  
Jim Wilhite, '64-67  
Greg Wilkins, '79-80  
Mark Willless, '87  
Anthony Williams

**Bobby Williams, '05-06**  
Buck Williams, '95-96  
Camp'll Williams, '46-48  
Darrell Williams, '77  
Don Williams, '53  
Jimmy Williams, '69-70  
Lambert Williams, '27  
Ralph Williams, '58-61  
Ed Willis, '71-72  
Josh Willoughby, '01-03  
Elmo Wilson, '75  
Jermaine Wilson, '93, '95-97  
Jimmy Wilson, '55  
Jordan Wilson, '05  
Mark Wilson  
Tommy Wilson, '54

Gene Windham, '57-59  
Joe Windham, '57-60  
Tommy Winfree, '71-72  
Wayne Winters, '60-62  
Ed Witherspoon, '72  
Arsey Womack, '46  
Gary Womack, '82-84  
Mike Womack, '67-68  
Toby Wood, '65-66  
Jeff Woodard, '77  
James Woodfin, '30  
John Woodfin, '26-27  
Michael Woods, '00-03  
Bob Woody, '30  
David Woolridge, '84  
Mark Worrell, '97  
Worsham, '29  
Eddie Wright, '73-76  
Gary Wright, '67-70  
Kerry Wright, '01-04  
Knox Wright, '54  
Stan Wright, '76-79  
Tom Wright, '73-76

## Y

Linnie Yarbrough, '04-05  
Carl Yates, '37-39  
Scotty Yeaman, '62-63  
Wheeler Yeargin, '27  
Jack Yearwood, '42, '46-48  
Brian Yorston, '92-94  
David Youell, '99-02  
Bobby Young, '51-53  
Hubert Young, '32  
Rodney Young, '87  
Shawn Young, '97  
Trent Young, '92-95  
Tom Youree, '53-54

## Z

Ed Zaunbrecher, '69-72  
Kai Zeigler, '01-02  
Brad Zeitner, '82-83



# Blue Raider All-Americans

2006 SUN BELT CONFERENCE CHAMPIONS

## First Team

### Max Arnold

FB ● 1950  
Associated Press Little All-American

### Charles Lyons

G ● 1950  
Associated Press Little All-American

### Maxie Runion

HB ● 1950  
Associated Press Little All-American

### Terry Sweeney

FB ● 1956  
Associated Press Little All-American  
Williamson Mid-Bracket  
NAIA All-American

### Ralph Massey

T ● 1957  
Williamson Mid-Bracket

### G. E. McCormack


E ● 1957  
NAIA All-American

### Jackie Pope

RB ● 1962  
Associated Press Little All-American

### George Dykes

E ● 1963  
Associated Press Little All-American  
Williamson Mid-Bracket



Max Arnold

### Jimbo Pearson

HB ● 1964  
Associated Press Little All-American

### Keith Atchley

G ● 1965  
Associated Press Little All-American

### Roger Carroll

OG ● 1983  
Kodak AFCA

### Kelly Potter

PK ● 1984  
Kodak AFCA

### Don Griffin

FS ● 1985  
Kodak AFCA

### Don Thomas

LB ● 1988  
Associated Press

### Jimmy McCamey

CB ● 1989  
Sports Network

### Joe Campbell

TB ● 1990, 1991  
Associated Press (1990)  
Kodak AFCA (1990, 1991)  
Walter Camp (1990)  
Sports Network (1990)

### Steve McAdoo

OT ● 1991, 1992  
Associated Press (1991, 1992)  
Kodak AFCA (1991, 1992)

## Second and Third Team All-Americans

### Tommy Barnes

2nd team Associated Press (1988)

### Mike Caldwell

3rd team Associated Press (1992)

### Steve Dark

3rd team Associated Press (1992)

### Patrick Hicks

3rd team Associated Press (1993-94)

### Randy Houston

3rd team Associated Press (1992)

### Jerry Hurst

2nd team Associated Press (1957)

### Steve McAdoo

3rd team Associated Press (1990)  
2nd team Sports Network (1991)

### Jimmy McCamey

3rd team Associated Press (1989)

### Anthony McCord

2nd team Associated Press (1992)

### Dennis Mix

2nd team Associated Press (1982)

### Mike Moore

2nd team Associated Press (1976)

### Damon Nickson

2nd team Sports Illustrated.com (2006)  
2nd team Scout.com (2006)

### Cedric Stegall

3rd team Associated Press (1998)

### Kenny Tippins

3rd team Associate Press (1989)

## Other

### Keith Atchley

HM Little All-American (1964)

### Charlie Greer

HM Little All-American (1940)

### Dennis Mix

HM Associated Press All-American (1981)

### Buck Rolman

HM Little All-American (1957)

### Pat Hicks

OG ● 1993  
Kodak AFCA

### Nathaniel Claybrooks


LB ● 1995  
Kodak AFCA  
Associated Press




Damon Nickson

# NFL Draft Selections


2006 SUN BELT CONFERENCE CHAMPIONS



Mike Caldwell enjoyed a solid NFL career after being drafted by the Browns in 1993.



Don Griffin was drafted and played for the San Francisco 49ers for eight years.



Kendall Newson was the first drafted player in the I-A era for the Blue Raiders.

2003			
Player	Pos.	RD	Pick
Tyrone Calico (Tennessee)	WR	2	60

2002			
Player	Pos.	RD	Pick
Kendall Newson (Jacksonville)	WR	7	222

1999			
Player	Pos.	RD	Pick
Sulecio Sanford (Chicago)	WR	7	221

1998			
Player	Pos.	RD	Pick
Jonathan Quinn (Jacksonville)	QB	3	86

1997			
Player	Pos.	RD	Pick
Anthony Hicks (Green Bay)	LB	5	160

1993			
Player	Pos.	RD	Pick
Mike Caldwell (Cleveland)	LB	3	83
Walter Dunson (San Diego)	WR	5	134

1992			
Player	Pos.	RD	Pick
Chris Burns (Cincinnati)	DT	6	142
Joe Campbell (LA Rams)	RB	6	144

1991			
Player	Pos.	RD	Pick
Marty Carter (Tampa Bay)	DB	8	207

1987			
Player	Pos.	RD	Pick
Tony Burse (Seattle)	RB	12	324


1986			
Player	Pos.	RD	Pick
Don Griffin (San Francisco)	DB	6	162

1983			
Player	Pos.	RD	Pick
James Griffin (Cincinnati)	DB	7	193

1978			
Player	Pos.	RD	Pick
Mike Moore (Miami)	RB	12	331

1976			
Player	Pos.	RD	Pick
Bobby Joe Easter (Buffalo)	RB	8	226
Tony Williams (Buffalo)	WR	14	392

1975			
Player	Pos.	RD	Pick
Dwaine Copeland (Miami)	RB	17	439



Tyrone Calico is the highest drafted player in Blue Raider history.

1973			
Player	Pos.	RD	Pick
Ray Oldham (Baltimore)	DB	8	189

1968			
Player	Pos.	RD	Pick
Bob Langford (Denver)	T	10	252

1958			
Player	Pos.	RD	Pick
Joe Bruce (Detroit)	T	26	313
Bobby Halum (Chicago)	B	30	352

1957			
Player	Pos.	RD	Pick
Gerry DeLucca (Chicago)	T	7	84
Jerry Hurst (San Francisco)	E	10	116


1956			
Player	Pos.	RD	Pick
Billy Hix (Philadelphia)	T	16	185
Terry Sweeney (Baltimore)	B	30	354

1954			
Player	Pos.	RD	Pick
Howard Alsup (San Francisco)	T	21	251



# Players in the Pros

2006 SUN BELT CONFERENCE CHAMPIONS



Kelly Holcomb is in his first season with the Philadelphia Eagles and his 11th overall in the NFL.

		Atlanta	1999-2001	Kendall Newson	WR	Jacksonville	2002
		Detroit	2001			Miami	2003-05
Bill Cherry	C	Green Bay	1986-88	Ray Oldham	DB	Baltimore	1973-77
						Pittsburgh	1978
Gerry DeLucca		Philadelphia	1959			New York Giants	1979
		Boston Patriots	1960-61			Detroit	1980-82
		Buffalo	1962				
		N.E. Patriots	1963-64	Jonathan Quinn	QB	Jacksonville	1998-2001
						Kansas City	2002-2003
Walter Dunson	WR	San Diego	1993-94			Chicago	2003-2004
Don Griffin	DB	San Francisco	1986-93	Jamie Redmond	DB	Denver	1994
		Cleveland	1994-95				
		Philadelphia	1996-97	Sulecio Sanford	WR	Chicago Bears	1999-2001
						Miami	2002
James Griffin	DB	Cincinnati	1983-85				
		Detroit	1986-89	<b>Devarick Scandrett</b>	DE	Green Bay Packers	2007-
Barry Hall	OL	Tennessee	2001-2002	Dwight Stone	WR	Pittsburgh	1987-94
		Houston	*2002			Carolina	1995-98
						NY Jets	1999-2000
Dwone Hicks	RB	Tennessee	2003				
		Chicago	2003	Kenny Tippins	LB	Dallas	1989
						Atlanta	1990-96
<b>Kelly Holcomb</b>	QB	Indianapolis	1997-2000				
		Cleveland	2001-2004	Demetrios Walker	DE	Kansas City	*2003
		Buffalo	2005-2006				
		Philadelphia	2007-	Brandon Westbrook	OL	New York Jets	*2003
Pedro Holiday	WR	Washington	*2005	Kerry Wright	WR	Indianapolis Colts	*2005
<b>Thomas Johnson</b>	DL	Dallas	2005-				
<b>ReShard Lee</b>	RB	Dallas	2003-2004				
		Green Bay	2005	<b>Jykin Bradley</b>	DB	<b>Hamilton</b>	<b>2005-</b>
		Oakland	2006-	Steve McAdoo	OT	Shreveport	1994-95
David Little	TE	Kansas City	1984	Vincent Parks	SE	Ottawa	1994-95
		Philadelphia	1985-90	Sulecio Sanford	WR	Calgary	2004
						Hamilton	2006
Brandon Lynch	S	Tennessee	*2003	Demetrios Walker	DL	Hamilton	2005-2006
		Indianapolis	2004-2006				


## CFL

Player	Pos.	Team(s)	Years
<b>Jykin Bradley</b>	DB	<b>Hamilton</b>	<b>2005-</b>
Steve McAdoo	OT	Shreveport	1994-95
Vincent Parks	SE	Ottawa	1994-95
Sulecio Sanford	WR	Calgary	2004
		Hamilton	2006
Demetrios Walker	DL	Hamilton	2005-2006

\*Released during preseason camp




Dwight Stone




Thomas Johnson



Ray Oldham




Jonathan Quinn



ReShard Lee

# All-Conference Players

2006 SUN BELT CONFERENCE CHAMPIONS



Wide receiver Kerry Wright was a first team all-conference pick in 2003 and 2004.

**1956**  
Damon Nickson, DB  
Damon Nickson, Returner  
J.K. Sabb, LB  
Colby Smith, P  
Erik Walden, DE

**Second Team**  
Franklin Dunbar, OL  
Germayle Franklin, OL  
Eugene Gross, RB  
Clint Marks, QB  
Justin Rainey, LB

**ALL-OVC**  
First Team ONLY

**1952**  
Bobby Young, RB  
Howard Alsup, DT  
Garrett Rather, DB

**1956**  
Jerry Hurst, E  
Gerry DeLuca, T  
Harold Greer, G  
Don Plonk, C  
Terry Sweeney, FB


**1957**  
Jerry Hurst, E  
G. E. McCormack, E  
Ralph Massey, T  
Lester Rizer, G  
Bobby Hallum, QB  
Buck Rolman, HB

**1958**  
Don Franklin, T  
Bobby Hallum, QB  
Bucky Pitts, HB

**1959**  
Brady Luckett, E  
Ralph Adams, T  
Ray Purvis, HB  
Bucky Pitts, HB  
Gene Windham, FB

**1960**  
Joe Windham, G  
Larry Puryear, FB

**1961**  
George Dykes, E  
Terry Bailey, QB



Quarterback Wes Counts was the 2001 Sun Belt Conference Player of the Year.

## ALL-SBC 2001

### First Team

Jykine Bradley, DB  
Scotty Brown, LB  
Wes Counts, QB  
Dwone Hicks, RB  
Kendall Newson, WR  
Tanaka Scott, DE  
Brandon Westbrook, OT

### Second Team

Robert Billings, P  
Glen Elarbee, C  
ReShard Lee, RB  
Michael Woods, FS

## 2002

### First Team

Robert Billings, P  
ReShard Lee, RB  
Brandon Westbrook, OL

### Second Team

Tyrone Calico, WR  
Glen Elarbee, C  
Dwone Hicks, RB  
Brian Kelly, PK

## 2003

### First Team

Brandon Westbrook, OL  
Kerry Wright, WR

## Second Team

Brian Kelly, PK  
Demetrios Walker, DE  
Michael Woods, DB

## 2004

### First Team

Kerry Wright, WR

## Second Team

Colby Smith, PK  
Quinton Staton, OL

## 2005

### First Team

Jeff Littlejohn, DT  
Cleannord Saintil, WR

## Second Team

Germayle Franklin, OL  
Eugene Gross, RB  
Willie Hall, OL  
Colby Smith, P  
Quinton Staton, DL


## HM

Clint Marks, QB  
Bradley Robinson, DB

## 2006

### First Team

Desmond Gee, All-Purpose  
Tavares Jones, DE



Tanaka Scott led the Blue Raiders in sacks in 2000 and was a first team all-SBC pick in 2001.

## PLAYERS OF THE YEAR

### Sun Belt Conference

Name	Pos.	Type	Year
Wes Counts	QB	Overall	2001
Dwone Hicks	RB	Offensive	2001
Jeff Littlejohn	DT	Defensive	2005


### Ohio Valley Conference

Name	Pos.	Year
Teddy Morris	QB	1965
Keith Atchley	DT	1965
Mike Moore	RB	1975
Dennis Mix	DE	1982
Vince Hall	TB	1984
Randy Carr	LB	1984
Marvin Collier	QB	1985
Don Griffin	FS	1985
Don Thomas	LB	1988
Anthony Coleman	LB	1989
Joe Campbell	TB	1990
Marty Carter	FS	1990
Mike Caldwell	DE	1992
Kippy Bayless	TB	1993, 1994



# All-Conference Players

2006 SUN BELT CONFERENCE CHAMPIONS




Marvin Collier, who guided MT to a No. 1 ranking in 1985, was a first team all-conference pick.

Kelly Potter, PK  
Steve Puryear, DB  
Don Griffin, DB  
Jeff Spencer, DT  
William Thomas, DE

**1984**  
Rick Brito, C  
Randy Carr, LB  
Mike Clark, TE  
Mickey Corwin, QB  
Phil Cowan, OG  
Robert Frazier, DE  
Don Griffin, DB  
Vince Hall, RB  
Kelly Potter, PK  
Gary Womack, DG

**1985**  
Gerald Anderson, RB  
Cecil Andrews, OG  
Tony Burse, FB  
Marvin Collier, QB  
Roosevelt Colvard, LB  
Mike Clark, TE  
Don Griffin, DB  
David Kercell, OT

**1986**  
Cecil Andrews, OG  
Dejuan Buford, DB  
Tony Burse, FB  
Roosevelt Colvard, LB  
Dwight Stone, RB



Demetric Mostiller was a first team all-conference pick as a receiver and kick returner in 1996.


**1987**  
Darrien Thomas, DB  
Kenny Tippins, DE

**1988**  
Tommy Barnes, DB  
Chuck Daniel, P  
Jack Pittman, DT  
Don Thomas, LB  
Kenny Tippins, DE

**1989**  
Joe Campbell, RB  
Anthony Coleman, LB  
Chuck Daniel, P  
Melvin James, TE  
Wade Johnson, FB  
Jimmy McCamey, DB  
Greg Pollard, DE

**1990**  
Joe Campbell, RB  
Marty Carter, DB  
Anthony Coleman, LB  
Matt Crews, PK  
Phil Ironside, QB  
Wade Johnson, FB  
Steve McAdoo, OT  
Jimmy McCamey, DB  
Vince Parks, WR  
Greg Pollard, DE

**1991**  
Scott Boykin, LB



Sulecio Sanford, who was drafted by the Chicago Bears, was an all-conference pick in 1998.

Chris Burns, DL  
Joe Campbell, RB  
Steve Dark, TE  
Steve McAdoo, OT  
Vince Parks, WR  
Garth Petrilli, K  
Jamie Redmond, DB

**1992**  
Mike Caldwell, DE  
Walt Crowder, FB  
Steve Dark, TE  
Kelly Holcomb, QB  
Randy Houston, DG  
Steve McAdoo, OT  
Eric McBroom, DB  
Garth Petrilli, PK  
Jamie Redmond, DB

**1993**  
Kippy Bayless, TB  
Pat Hicks, OT  
Garth Petrilli, PK

**1994**  
Kippy Bayless, TB  
Nathaniel Claybrooks, LB  
Pat Hicks, OT  
Kelly Holcomb, QB  
Eric McBroom, DB  
Garth Petrilli, PK  
Cory Simpson, SE

**1995**  
Nathaniel Claybrooks, LB  
Anthony Hicks, DE  
Anthony McCord, DE  
Dee Mostiller, SE  
Burt Talley, OT

**1996**  
Anthony Hicks, DE  
Byran DeGraffenreid, DT  
Dee Mostiller, SE/KR

**1997**  
Gary Davis, TE

**1998**  
Cedric Stegall, DB  
Matt Norwood, C  
Sulecio Sanford, KR

Larry Dotson, LB  
Steve Edging, DB

**1975**  
Mike Moore, RB  
John Csir, DE

**1967**  
Billy Walker, QB  
George Claxton, E  
Mike Matheny, DB

**1976**  
Mike Moore, RB

**1968**  
Ron Taylor, P

**1977**  
Darrell Williams, C  
Mike Moore, RB  
Reggie Bell, DT  
Mo Bell, LB  
Randy Saunders, P

**1969**  
Andy Thompson, OT  
David Duvall, LB

**1978**  
Stan Wright, LB

**1970**  
Charlie Holt, OT  
Ed Miller, DB

**1981**  
Kelly Potter, PK  
Dennis Mix, DE  
Emanuel Toles, DT  
James Griffin, DB

**1971**  
Jim Inglis, OG  
Ray Oldham, DB  
Mike Shawen, P

**1982**  
Dennis Mix, DE  
Emanuel Toles, DT  
James Griffin, DB  
Rob Ridings, LB

**1972**  
Bob Orsillo, OT  
Charlie Holt, OG  
Ray Oldham, DB

**1983**  
Vince Hall, RB  
Mickey Corwin, QB  
Roger Carroll, OG  
Marshan Jolley, SE

**1973**  
Nate Porter, DB

**1974**  
Mike Shawen, P

# Miscellaneous Honors


2006 SUN BELT CONFERENCE CHAMPIONS



Damon Nickson became the first National Defensive Player of the Week in school history last season.



Colby Smith joins Andrico Hines and Robert Billings as the players with the most SBC POW awards.



Offensive tackle Brandon Westbrook was a freshman All-American in 2000.

## National Defensive Player of Week

Damon Nickson

Oct. 30: Bronco Nagurski and Walter Camp

## 2001 Sun Belt Players of Week

Sept. 3: Dwone Hicks, Offense

Jykine Bradley, Defense

Sept. 24: Wes Counts, Offense

Scotty Brown, Defense

Robert Billings, Special Teams

Oct. 1: ReShard Lee, Offense

Scotty Brown, Defense

Robert Billings, Special Teams

Oct. 8: Wes Counts, Offense

Oct. 29: Kendall Newson, Offense

Nov. 19: Scotty Brown, Defense

## 2002 Sun Belt Players of Week

Sep. 2: ReShard Lee, Special Teams

Oct. 21: Andrico Hines, Offense

Nov. 4: Robert Billings, Spec. Teams

## 2003 Sun Belt Players of Week

Sept. 22: Andrico Hines - Offense

Sept. 22: Brandon Lynch - Defense

Oct. 13: Michael Woods - Defense

Oct. 20: Andrico Hines - Offense

Nov. 10: Andrico Hines - Offense

Robert Billings - Special Teams

Nov. 26: Will Martin - Defense

## 2004 Sun Belt Players of Week

Oct. 11: Clint Marks, Offense

## 2005 Sun Belt Players of Week

Oct. 3: Jonathan Bonner, Defense

Colby Smith, Special Teams

Oct. 17: Eugene Gross, Offense

Oct. 24: Cleannord Saintil, Special Teams

Nov. 7: Clint Marks, Offense

## 2006 Sun Belt Players of Week

Sept. 4: Colby Smith, Special Teams

Oct. 2: J.K. Sabb, Defense

Oct. 9: Damon Nickson, Special Teams

Oct. 30: Clint Marks, Offense

Damon Nickson, Defensive

Colby Smith, Special Teams

Nov. 6: Eugene Gross, Offense

Justin Rainey, Defense

Damon Nickson, Special Teams

Nov. 13: Bradley Robinson, Defense

Colby Smith, Special Teams

## 2001 USA Today.com SBC Players of Week

Sept. 1: Dwone Hicks, Sept. 22: Dwone Hicks, Sept. 29:

Wes Counts, Oct. 6: Wes Counts

Oct. 27: Wes Counts, Nov. 17: Dwone Hicks

## Freshman All-American

Name	Year	Pos.	Pub.
B. Westbrook	2000	OT	CFN

## Football News All-Independent.

Name	Year	Pos.	Team
Keegan Ray	1999	P	1st

## CFN All-Independent

Name	Year	Pos.	Team
Barry Hall	2000	OT	1st
Dwone Hicks	2000	RB	1st
Kendall Newson	2000	WR	1st

## CFN All-SBC

Name	Year	Pos.	Team
Jykine Bradley	2001	DB	1st
Scotty Brown	2001	LB	1st
Wes Counts	2001	QB	1st
Glen Elarbee	2001	C	1st
*#Dwone Hicks	2001	RB	1st
Kendall Newson	2001	WR	1st
Tanaka Scott	2001	DE	1st
B. Westbrook	2001-02	OT	1st

\*SBC Player of Year

#SBC Offensive Player of Year

## OVC All-Half Century Team

WR Dee Mostiller (1993-96), OL Steve McAdoo (1989-92), PK Kelly Potter (1981-84), PK Garth Petrilli (1991-94), DB Ray Oldham (1969-72), DB Don Griffin (1982-85), DB Marty Carter (1988-90)



# Miscellaneous Honors

2006 SUN BELT CONFERENCE CHAMPIONS

## SBC 30-Year Anniversary Team

QB Wes Counts, DB Don Griffin, RB Dwone Hicks

### East-West Shrine Game

Name	Year	Pos.
Walter Dunson	1992	RB
Dwone Hicks*	2003	RB

\*Selected but did not play due to injury.

### Hula Bowl

Name	Year	Pos.
Jamie Redmond	1993	DB
Kendall Newson	2002	WR
Jykine Bradley	2002	DB

### Blue-Gray Game

Name	Year
Kelly Holcomb	1994 (MVP)

### Senior Bowl

Name	Year	Pos.
Tyrone Calico	Sr.	WR

### All-Star Gridiron Classic

Name	Year	Pos.
Sulecio Sanford	1998	WR
Jermaine Francis	2000	DB

### Las Vegas All-American Classic

Name	Year	Pos.
Pedro Holiday	2005	WR
Jeff Littlejohn	2006	DT

### Magnolia Gridiron Classic

Name	Year	Pos.
Keon Raymond	2005	DB
Cleannord Saintil	2005	WR

### National Football Foundation and College Football Hall of Fame Scholar-Athlete

(Middle Tennessee chapter)

Name	Year	Pos.
Joey Montalbano	2004	LB
Thomas Johnson	2005	DL
Devarick Scandrett	2006	DE

### Academic All-Americans

Name	Year	Pos.
Todd Jackson	1987	DL
Bryan Faulkner	1990, 1991	LB



Gernayle Franklin, an all-conference pick, was also a member of the SBC Honor Roll.

JP Shelly	2003	QB
Kyle Turnbow	2004, 2006	OL
Paul Wheeler	2006	PK

### SBC Honor Roll (3.0 - 3.49 GPA)

Name	Year	Pos.
Neil Beckham	2004	PK
Robert Billings	2002, 2003	P
Michael Cannon	2006	WR
Leon Cesar	2006	LB
Clinton Corder	2004, 2006	TE
John Crawford	2003	DS
Josh Dutton	2004, 2006	LB
Glen Elarbee	2002	OL
Gernayle Franklin	2006	OL
Lucas Frost	2002, 2003	TE
Chris Gatlin	2004	LB
Josh Harris	2006	QB
Andrico Hines	2002	QB
Pedro Holiday	2004	WR
Patrick Honeycutt	2006	WR
Ben Howze	2002, 2003, 2004	LB
Trevor Jenkins	2006	DL
DeLorean Jordan	2003	DS
Brian Kelly	2002, 2003	PK
Matt Little	2003	LB
John Madrick	2002	FB
Brodey Mann	2006	FB
Chris Matussek	2002	DS
Gerald Mushi	2004	WR
Darren Mustin	2004	LB
Bradley Nix	2006	LB
Brandon Nix	2006	OL
Jamison Palmer	2002	RB
Jonathan Parks	2006	DS
Luke Paschall	2006	WR
Reggie Polk	2003	OL
David Price	2006	OL
Jonathan Proby	2003	OL/DL
Blake Rolan	2003	QB
Christopher Sapp	2006	DL
Sean Saylor	2002	WR
Devarick Scandrett	2005	DE
Kevin Searcy	2004	QB
Ronald Steed	2006	S
Dana Stewart	2004	DB
Sam Sutton	2004	DB
Zack Swanson	2002	LB
Vejin Tahir	2006	PK
Michael Varick	2006	LB
Paul Wheeler	2002	K

### Verizon Academic All-District IV Team

Name	Year	Pos.
Kevin Pascoe	2002	OL

### SBC Sportsmanship Award

Name	Year	Pos.
Hansford Johnson	2002	WR
David Youell	2003	WR
Joey Montalbano	2004	LB
Alvin Fite	2005	LB
Dennis Burke	2006	LB

### SBC Commissioner's List (3.5 GPA)

Name	Year	Pos.
Walt Bell	2006	WR
Robert Billings	2004	P
Bill Brasch	2004	OL
Jonathan Callahan	2006	DL
Kevin Davis	2003	RB
Chris DeGeorge	2006	CB
Chris Gatlin	2003	LB
Jerrin Holt	2005	TE
Hashem Joyner	2005	WR
John Madrick	2003	FB
Joey Montalbano	2003, 2004	LB
Gerald Mushi	2005	WR
Thomas Osteen	2006	WR
Rapheal Ousley	2006	DL
Brandon Parker	2003	OL
Kevin Pascoe	2003	OL
Brandon Roberts	2006	DL
Devarick Scandrett	2005, 2006	DE





## 2006 Motor City Bowl

Detroit, MI (Ford Field)

Central Michigan 31, Middle Tennessee 14

by Adam Sparks, DNJ

**DETROIT, Mich.** - MTSU's season-long spell wore off at Ford Field.

The Blue Raiders' first Division I-A bowl trip was spoiled in a 31-14 loss to Central Michigan in the 10th Annual Motor City Bowl.

A Motor City Bowl record crowd of 54,113 saw MTSU (7-6) stage a late rally, but it couldn't compensate for the early wounds inflicted by the fast-paced CMU (10-4) offense.

"I thought (a come-back) was realistic with five minutes left, and I thought it was realistic with three minutes left," first-year MTSU coach Rick Stockstill said. "They fought to the end, and that's all a coach can ask of his players. There's not a player in that locker room that thought we didn't have a chance."

MTSU recovered from an early 14-point deficit and a CMU offensive burst, but a second wave kept the Blue Raiders at bay.

The Chippewas used only 13 offensive snaps to score two quick touchdowns and three more plays to jump ahead 21-7 in the second quarter. Leading the charge was CMU quarterback Dan LeFevour, the Motor City Bowl most valuable player, who had 218 of his 231 total yards in the first half.

After CMU's starting surge, MTSU struggled to keep pace, as CMU won its first I-A bowl game in the program's third attempt.

Meanwhile, MTSU played its first overall I-A bowl in Stockstill's debut season.

"Our players walk out of here with their heads held high," Stockstill said. "What Middle Tennessee did (Tuesday), you can't put a price tag on. It will help short-term, and it will help this program long-term."

"For what these guys did this season, I will forever be indebted."

MTSU never caught up with CMU, and it took a large leap backward early in the third quarter when Clint Marks was picked off by CMU linebacker Doug Kress, who returned the interception 56 yards for a touchdown.

"Your defense scores in the second half — that really helped," CMU interim coach Jeff Quinn said. "Anytime your kids can step up in that role, you know you're going to have the outcome which we felt and did."

MTSU junior running back DeMarco McNair's 6-yard touchdown cut the Chippewas' advantage to 28-14, but the rest of the Blue Raiders' fourth-quarter possessions finished short of paydirt.

MTSU outgained CMU 320 yards to 311, but the Blue Raiders were stifled by 103 penalty yards.

Marks finished 25-of-37 for 251 yards and two interceptions. MTSU true freshman Desmond Gee had a career-high nine receptions for 63 yards and a key 39-yard punt return.

However, CMU made its mark early on. Each positive for MTSU was met two-fold by the Mid-American Conference champion Chippewas.

MTSU senior running back Eugene Gross scored on a 3-yard run in the second quarter to cut the CMU lead to 14-7. However, MTSU's ensuing onside kick failed, and CMU answered

with a four-play, 51-yard drive capped by LeFevour's 9-yard touchdown run to stretch the Chippewas' lead to 21-7 at halftime.

Any other MTSU scoring threats were countered by a costly penalty, turnover, or loss of possession on downs. CMU was methodic on its opening possession, driving 69 yards on nine plays to paydirt.

Running back Ontario Sneed scored on a 1-yard dive over right guard, but the Chippewas' march was highlighted by two key third-down conversions.


On third-and-seven, LeFevour tossed a 26-yard pass to Justin Gardner, who slipped behind the MTSU secondary. Then following an MTSU tackle for loss by Jonathan Harris, LeFevour scrambled for 12 yards to the 1-yard line. The

Chippewas went ahead 7-0 on the next snap.

MTSU was equally impressive on its first drive, but back-to-back sacks by defensive ends Mike Ogle and Daniel Bazuin stalled the Blue Raiders' progress.

Marks connected on all four passes for 60 yards during the first drive. His 17-yard pass to Jonathan Grigsby on third-and-23 set up a 39-yard field goal attempt, but Colby Smith hooked the kick wide left.

It only took CMU 51 seconds to go ahead 14-0, as Sneed pulled down a 29-yard swing pass for a touchdown. It capped a four-play, 78-yard scoring drive to the 5:53 mark of the first quarter.



	MT	CMU
FIRST DOWNS	19	22
RUSHES-YARDS (NET)	30-61	32-149
PASSING YDS (NET)	259	162
Passes Att-Comp-Int	41-27-2	26-16-0
TOTAL OFFENSE PLAYS-YARDS	71-320	58-311
Fumble Returns-Yards	0-0	0-0
Punt Returns-Yards	1-39	1-3
Kickoff Returns-Yards	4-61	3-46
Interception Returns-Yards	0-0	2-56
Punts (Number-Avg)	5-40.0	4-47.0
Fumbles-Lost	0-0	0-0
Penalties-Yards	10-103	4-55
Possession Time	36:41	23:19
Third-Down Conversions	6 of 15	5 of 12
Fourth-Down Conversions	0 of 1	0 of 0
Red-Zone Scores-Chances	2-2	2-3
Sacks By: Number-Yards	2-11	3-21

**RUSHING:** Middle Tennessee-Gross, Eugene 12-37; McNair, DeMarco 11-23; Gee, Desmond 1-13; Craddock, Joe 1-2; Marks, Clint 5-minus 14. Central Michigan-LeFevour, Dan 15-69; Sneed, Ontario 11-48; Archer, Marcell 4-26; Anderson, Bryan 1-11; LINSON, Damien 1-minus 5.

**PASSING:** Middle Tennessee-Marks, Clint 25-37-2-251; Craddock, Joe 2-4-0-8. Central Michigan-LeFevour, Dan 16-26-0-162.

**RECEIVING:** Middle Tennessee-Gee, Desmond 9-63; Grigsby, J. 5-86; Gross, Eugene 3-24; Williams, Bobby 3-21; Ingram, Pierre 2-15; McNair, DeMarco 2-13; Henry, Taron 1-16; Corder, Clinton 1-13; Cannon, M. 1-8. Central Michigan-Anderson, Bryan 6-51; Sneed, Ontario 6-48; Gardner, Justin 2-30; Couteau, Obed 1-20; Linson, Damien 1-13.

**INTERCEPTIONS:** Middle Tennessee-None. Central Michigan-Kress, Doug 1-56; Hisson, Calvin 1-0.

Attendance: 54,113  
Weather: Dome

Total elapsed time: 3:45  
Temperature: 72

## 1956 Refrigerator Bowl

Sam Houston 27, MT 13

Evansville, IN - The Raiders carried an OVC championship and a 7-2 record into the first bowl game in the school's history, but the occasion was ruined by a powerful Sam Houston team. Led by Little All-American fullback Terry Sweeney, the Blue Raiders amassed 290 yards of total offense but mistakes killed their hopes for a win. The Blue Raiders lost a total of four fumbles while Sam Houston had just one miscue in the hard-fought contest.

## 1960 Tangerine Bowl

MT 21, Presbyterian 12

Orlando, FL - Bucky Pitts scored two touchdowns, one on a beautiful punt return, to pace the Blue Raiders to their first bowl win in school history. Pitts, the little speedster from Fayetteville, had 59 yards in nine rushes to lead a Raider infantry attack that ground out 240 yards. MT built a 14-6 halftime lead then had to stave off a tremendous rally led by Presbyterian quarterback Bob Waters, later of the San Francisco 49ers.

## 1961 Tangerine Bowl

Lamar Tech 21, MT 14

Orlando, FL - Making their second Tangerine Bowl appearance in three seasons, the Blue Raiders fell to another bunch of tough Texans. It was an even battle for nearly the entire game then a freak play decided the issue. A Lamar field goal attempt fell short of the mark but was inadvertently touched by a Blue Raider and a Tech player fell on it in the end zone for a touchdown.



## 1964 Grantland Rice Bowl

MT 20, Muskingum 0

Murfreesboro, TN - A rugged defense paced the OVC champion Blue Raiders to a 20-0 win in the first Grantland Rice Bowl ever played. The site was MT's own Horace Jones Field. The Blue Raider defense held Muskingum to only 72 yards in total offense and scored a touchdown on a 99-yard fumble return by end Ray Neal with only 44 seconds left in the game. It also marked the final collegiate game as a player for longtime Blue Raider coach Boots Donnelly. Middle Tennessee opened the scoring in the first quarter when David Petty scored on a 1-yard run to make it 7-0. The teams both went scoreless in the second and third quarter before the Blue Raiders broke it open in the fourth. Teddy Morris ran five yards for a touchdown to make it 14-0 before Neal put up the final points with his intercepted fumble return. Morris finished 10-for-18 in the passing department



# Blue Raiders on Television

2006 SUN BELT CONFERENCE CHAMPIONS



<b>1982</b> vs Akron (L, 19-16)	ABC Regional	<b>2002</b> at Alabama at Tennessee vs UL-Lafayette at Idaho vs UL-Monroe vs North Texas (L, 39-34) (L, 26-3) (W, 48-35) (L, 21-18) (W, 44-28) (L, 30-20)	JP Sports Pay-Per-View ESPN Regional Fox Sports NW ESPN Regional ESPN Regional
<b>1984</b> at Indiana St. (W, 42-41)	NCAA Productions	<b>2003</b> at Georgia vs New Mexico State vs North Texas vs Troy State vs UL-Lafayette at Arkansas St. (L, 29-10) (W, 35-18) (L, 33-28) (W, 27-20) (L, 57-51 4 OT) (W, 24-14)	Pay-Per-View MT TV 10 (local) ESPN Regional ESPN Regional MT TV 10 (local) ESPN Regional
<b>1989</b> at Georgia So. (L, 26-0)	ESPN (National)	<b>2004</b> vs Florida Atlantic at UL-Lafayette vs Arkansas State at Florida vs Utah State (L, 27-20) (L, 24-17) (W, 45-17) (L, 52-16) (W, 21-0)	ESPN Regional ESPN Regional MT TV 10 (local) Pay-Per-View MT TV 10 (local)
<b>1990</b> at Boise St. (L, 20-13)	WSMV 4	<b>2005</b> at Alabama vs North Texas at Vanderbilt vs Arkansas State vs Louisiana-Monroe at Troy (L, 26-7) (L, 14-7) (W, 17-15) (W, 45-7) (L, 34-31) (W, 17-7)	WNAB 58 Nashville (local) ESPN Regional UPN 30 Nashville (local) MT TV 10 (local) MT TV 10 (local) ESPNU (National)
<b>1991</b> at Florida St. (L, 39-10)	Sunshine Network	<b>2006</b> vs Florida International at Maryland vs Tennessee Tech at Oklahoma at North Texas vs Louisville vs Florida Atlantic at South Carolina vs Troy Central Michigan (W, 7-6) (L, 24-10) (W, 44-0) (L, 59-0) (W, 35-0) (L, 44-17) (W, 35-14) (L, 52-7) (L, 21-20) (L, 31-14)	ESPN Regional ESPN Regional MT TV 10 (local) Pay-Per-View ESPN Regional ESPN2 (National) CSS Pay-Per-View CSS ESPN (National)
<b>1993</b> at Hawaii (L, 35-14)	Sports South (regional)	<b>2007</b> vs Troy State vs East Tennessee vs UCF (L, 48-31) (W, 24-7) (L, 39-14)	WNAB 58 Nashville (local) Sports South WNAB 58 Nashville (local) WSMV 4 Nashville (local) WNAB 58 Nashville (local)
<b>1997</b> vs Tenn. St. at Chattanooga vs Jack. State vs SE Missouri at E. Kentucky (L, 25-16) (L, 33-24) (W, 27-16) (W, 55-6) (L, 35-20)	WNAB 58 Nashville (local) Sports South WNAB 58 Nashville (local) WSMV 4 Nashville (local) WNAB 58 Nashville (local)	<b>2008</b> at Florida vs Louisiana Tech vs UL-Monroe at UAB at Miss. State vs South Florida (L, 55-0) (W, 49-21) (W, 28-0) (L, 14-9) (L, 61-35) (W, 45-9)	CSS MT TV 10 (local) MT TV 10 (local)
<b>1999</b> vs Troy State vs East Tennessee vs UCF (L, 48-31) (W, 24-7) (L, 39-14)	CSSE MT TV 10 (local) MT TV 10 (local)	<b>2009</b> vs Troy State vs Idaho at LSU vs UConn (W, 54-17) (W, 70-58) (L, 30-14) (W, 38-14)	CSS MT TV 10 (local) WSMV 4 Nashville (local) WSMV 4 Nashville (local)
<b>2000</b> at Florida vs Louisiana Tech vs UL-Monroe at UAB at Miss. State vs South Florida (L, 55-0) (W, 49-21) (W, 28-0) (L, 14-9) (L, 61-35) (W, 45-9)	Sunshine Network MT TV 10 (local) MT TV 10 (local) WSMV 4 Nashville (local) CSS Fox Sports Net (Florida)	<b>2010</b> at Alabama vs North Texas at Vanderbilt vs Arkansas State vs Louisiana-Monroe at Troy (L, 26-7) (L, 14-7) (W, 17-15) (W, 45-7) (L, 34-31) (W, 17-7)	WNAB 58 Nashville (local) ESPN Regional UPN 30 Nashville (local) MT TV 10 (local) MT TV 10 (local) ESPNU (National)
<b>2001</b> vs Troy State vs Idaho at LSU vs UConn (W, 54-17) (W, 70-58) (L, 30-14) (W, 38-14)	CSS MT TV 10 (local) WSMV 4 Nashville (local) WSMV 4 Nashville (local)	<b>2011</b> vs Florida International at Maryland vs Tennessee Tech at Oklahoma at North Texas vs Louisville vs Florida Atlantic at South Carolina vs Troy Central Michigan (W, 7-6) (L, 24-10) (W, 44-0) (L, 59-0) (W, 35-0) (L, 44-17) (W, 35-14) (L, 52-7) (L, 21-20) (L, 31-14)	ESPN Regional CSN (Tape Delay) ESPNU (National) Pay-Per-View ESPN Regional ESPN2 (National) CSS Pay-Per-View CSS ESPN (National)

**NATIONAL BROADCASTS:** 5 (2-3 record)



# Rushing Records

2006 SUN BELT CONFERENCE CHAMPIONS

## SINGLE GAME

### Most Rushing Attempts (35)

38	Joe Campbell vs Sam Houston State	11/30/91
38	Kippy Bayless vs Tennessee Tech	11/19/94
38	Mike Moore vs Austin Peay	10/29/77
38	Torin Kirtsey vs Tennessee State	9/5/98
37	Dwone Hicks vs Vanderbilt	8/30/01
37	Brigham Lyons vs Tennessee State	9/2/95
36	Kelverrick Green vs Tennessee Tech	11/23/96
36	Kippy Bayless vs Southeast Missouri	10/23/93
35	Joe Campbell vs Western Kentucky	9/22/90
35	Vince Hall vs Morehead State	9/22/84

### Most Yards Rushing (215)

311	Dwone Hicks vs Louisiana Tech	10/7/00
259	Kelverrick Green vs Tennessee-Martin	11/7/98
251	Torin Kirtsey vs Tennessee State	9/5/98
250	Vince Hall vs Morehead State	9/22/84
244	Walter Dunson vs UT Martin	11/7/92
235	Joe Campbell vs Morehead State	10/27/90
229	Ricky Martin vs Murray State	11/10/90
223	Vince Hall vs Indiana State	12/1/84
219	Mike Moore vs East Tennessee	11/13/76
215	Ricky Martin vs Tennessee Tech	11/17/90

### Highest Avg./Rush (10 carries)

18.8	Joe Campbell vs Sam Houston (11)	11/30/91
14.7	Joe Campbell vs Morehead St. (16)	10/27/90
11.8	D. Copeland vs Ball State (17)	11/2/74
10.2	Dwone Hicks vs Connecticut (18)	11/4/00

### Most Rushing TDs (4)

6	Dwone Hicks vs Louisiana Tech	10/7/00
4	Eugene Gross vs Florida Atlantic	10/15/05
4	Dwone Hicks vs Connecticut	11/17/01
4	Dwone Hicks vs Vanderbilt	8/30/01
4	Dwone Hicks vs Connecticut	11/4/00
4	Joe Campbell vs Austin Peay	10/20/90
4	Kelverrick Green vs UT Martin	11/9/96
4	Kippy Bayless vs Austin Peay	11/6/93
4	Marvin Collier vs Miss. Valley St.	10/10/87
4	Walter Dunson vs Murray State	9/26/92
4	Walter Dunson vs Murray State	9/28/91

### Longest Run from Scrimmage (79)

92	Jim Bostic vs Western Kentucky	1941
89	Tommy Latimer vs Tennessee Tech	11/17/73
87	Brigham Lyons vs Murray State	9/26/92
85	Brigham Lyons vs Murray State	9/26/92
85	Dwight Stone vs Morehead State	9/28/85
85	Walter Dunson vs Murray State	9/26/92
79	Dwone Hicks vs Louisiana Tech	10/7/00

## SINGLE SEASON

### Rushing Yards

1439	Vince Hall (260 carries)	1984
1346	Kippy Bayless (268 carries)	1994
1277	Dwone Hicks (186 carries)	2000
1247	Mike Moore (212 carries)	1975
1214	Kippy Bayless (198 carries)	1993
1188	Mike Moore (249 carries)	1976
1143	Dwone Hicks (191 carries)	2001
1136	Joe Campbell (151 carries)	1990
1121	Joe Campbell (198 carries)	1991
1082	Bobby Young (186 carries)	1953


### Rushing Attempts

296	Mike Moore (1015 yards)	1977
-----	-------------------------	------

268	Kippy Bayless (1346 yards)	1994
260	Vince Hall (1439 yards)	1984
249	Mike Moore (1188 yards)	1976
231	Reuben Justice (878 yards)	1970
219	Dwight Stone (1026 yards)	1986
212	Mike Moore (1247 yards)	1975
210	Brigham Lyons (876 yards)	1995
202	Eugene Gross (882 yards)	2006

### Rushing TDs

20	Dwone Hicks	2001
19	Dwone Hicks	2000
15	Kippy Bayless	1994
15	Kippy Bayless	1993
14	Joe Campbell	1991
13	Eugene Gross	2005
13	Joe Campbell	1990



*Kippy Bayless is the fourth all-time leading rusher in school history with 3,286 yards.*

13	Dwight Stone	1986
13	Walter Dunson	1991
13	Walter Dunson	1992
13	Dwight Stone	1985

### Avg. Yards/Rush (min. 20 attempts)

8.55	Brigham Lyons (75-641)	1992
8.36	Ricky Martin (95-794)	1990
8.06	Walter Dunson (77-621)	1991
7.95	Rodney Shelton (21-167)	1993
7.52	Joe Campbell (151-1136)	1990

### Rushing Yards/G (min. 5 games)

130.8	Vince Hall (11 games)	1984
122.4	Kippy Bayless (11 games)	1994
120.5	Walter Dunson (8 games)	1992
116.1	Dwone Hicks (11 games)	2000
113.6	Joe Campbell (10 games)	1990
110.4	Kippy Bayless (11 games)	1993
109.2	Kelverrick Green (6 games)	1996
106.2	Gerald Anderson (10 games)	1985
105.4	Vince Hall (9 games)	1983
103.9	Dwone Hicks (11 games)	2001

### Consecutive 100-yard Games (4)

7	Vince Hall	1983
5	Dwone Hicks	2002
5	Kippy Bayless	1993
5	Vince Hall	1984 (twice)
4	Dwone Hicks	2000
4	Kippy Bayless	1994

## CAREER

### Rushing Yards

3823	Joe Campbell (638 carries)	1988-91
3678	Mike Moore (807 carries)	1974-77
3613	Dwone Hicks (600 carries)	1999-2002
3286	Kippy Bayless (599 carries)	1991-94
3075	Vince Hall (533 carries)	1981-84
2862	Gerald Anderson (545 carries)	1984-87
2753	Eugene Gross (676 carries)	2003-2006
2524	Bobby Young (186 carries)	1951-53
2250	Brigham Lyons (419 carries)	1992-95
2150	Kelverrick Green (403 carries)	1996-99

### Rushing Attempts

807	Mike Moore (3678 yards)	1974-77
676	Eugene Gross (2753 yards)	2003-2006
638	Joe Campbell (3823 yards)	1988-91
600	Dwone Hicks (3613 yards)	1999-2002
599	Kippy Bayless (3286 yards)	1991-94
545	Gerald Anderson (2862 yards)	1984-87
533	Vince Hall (3075 yards)	1981-84
491	Marvin Collier (1652 yards)	1985-88
457	Reuben Justice (1688 yards)	1969-71
451	Lebrian McGill (2100 yards)	1994-97

### Rushing TDs

53	Dwone Hicks	1999-2002
44	Joe Campbell	1988-91
41	Eugene Gross	2003-2006
38	Kippy Bayless	1991-94
27	Walter Dunson	1990-92
27	Gerald Anderson	1984-87
26	Dwight Stone	1985-86
26	Brigham Lyons	1992-95
24	Mike Moore	1974-77
23	Ricky Martin	1987-90

### Avg. Yards/Rush (min. 28 att.)

6.99	Walter Dunson (244-1706)	1990-92
6.56	ReShard Lee (218-1432)	2001-02
6.53	Rodney Shelton (30-196)	1993-94
6.49	Walt Crowder (97-630)	1990-92
6.02	Dwone Hicks (600-3613)	1999-2002
5.99	Joe Campbell (638-3823)	1988-91
5.99	Ricky Martin (294-1760)	1987-90
5.77	Vince Hall (533-3075)	1981-84
5.75	Shingo Weems (28-161)	1992-93
5.53	Tony Wesley (51-282)	1998-99

### Rushing Yds/G (min. 15 games)

88.9	Joe Campbell (43 games)	1988-91
88.1	Dwone Hicks (41 games)	1999-2002
87.9	Vince Hall (35 games)	1981-84
77.5	Dwight Stone (22 games)	1985-86
74.7	Kippy Bayless (44 games)	1991-94
69.8	Gerald Anderson (41 games)	1984-87
65.1	ReShard Lee (22 games)	2001-02
58.8	Walter Dunson (29 games)	1990-92
58.3	Lebrian McGill (36 games)	1994-97
58.1	Kelverrick Green (37 games)	1996-99

# Rushing Records

2006 SJN BELT CONFERENCE CHAMPIONS



## 100-YARD RUSHING GAMES

Yards	Opponent	Date
311	Louisiana Tech	10/7/00
203	Vanderbilt	8/30/01
202	Idaho	10/26/02
184	Connecticut	11/4/00
169	Utah State	11/30/02
169	Idaho	10/6/01
156	UConn	11/17/01
143	Louisiana-Monroe	11/14/02
134	Illinois	9/2/00
120	New Mexico State	11/2/02
117	Maryland	9/23/00
116	LSU	11/10/01
116	Mississippi State	10/28/00
114	Murray State	9/16/00
110	South Florida	11/11/00
107	North Texas	11/23/02
105	Louisiana -Monroe	10/14/00
104	Tennessee-Martin	11/6/99


Yards	Opponent	Date
235	Morehead St.	10/27/90
207*	Sam Houston St.	11/30/91
204	Western Kentucky	9/22/90
195	Tennessee Tech	11/18/89
177	Eastern Kentucky	11/4/89
163	Murray St.	11/11/89
153	Western Kentucky	10/5/91
150	Morehead St.	11/16/91
146	Tennessee St.	9/7/91
143	Tennessee St.	9/1/90
141	Murray St.	9/28/91
135	Tennessee-Martin	10/31/91
127	Tennessee St.	9/2/89
119	Austin Peay	10/20/90
114	Western Kentucky	9/16/89
106	Southeast Missouri St.	10/26/91
102*	Boise St.	12/1/90
101	Austin Peay St.	10/12/91

Yards	Opponent	Date
250	Morehead St.	9/22/84
223*	Indiana St.	12/1/84
200*	Eastern Kentucky	11/24/84
197	Murray St.	10/16/82
178	Tennessee Tech	11/17/84
168	Georgia Southern	11/10/84
164	Murray St.	10/15/83
158	Akron	9/29/84
157	Youngstown St.	10/29/83
152	Murray St.	10/13/84
135	Jacksonville St.	9/15/84
131	Morehead St.	9/24/83
130*	Louisiana Tech	12/8/84
128	Tennessee-Martin	9/17/83
127	Eastern Kentucky	10/6/84
125	Austin Peay St.	10/22/83
109	Akron	10/1/83
106	Eastern Kentucky	10/8/83

Yards	Opponent	Date
190	Southeast Missouri St.	10/23/93
182	Tennessee Tech	11/19/94
165	Eastern Kentucky	10/1/94
157	Jacksonville St.	10/29/94
157	Campbellsville	9/18/93
156	Southeast Missouri St.	10/22/94
153	Tennessee-Martin	10/8/94
145	Murray St.	9/25/93
138	Eastern Kentucky	11/13/93
137	Murray St.	9/24/94
135	Eastern Kentucky	10/17/92
126	Tennessee St.	10/2/93

123	Tulsa	10/30/93
109	Austin Peay St.	11/6/93
100	James Madison	9/10/94
100	Morehead St.	10/16/93

Yards	Opponent	Date
219	East Tennessee St.	11/13/76
212	Western Carolina	11/1/75
202	Morehead St.	9/25/76
194	East Tennessee St.	11/15/75
165	Carson-Newman College	9/13/75
146	Tennessee-Chattanooga	10/2/76
136	Tennessee Tech	11/20/76
130	Austin Peay State	10/29/77
124	East Tennessee St.	11/16/74
114	Tennessee-Martin	9/17/77
106	Murray St.	10/15/77
106	Eastern Kentucky	10/8/77
101	Eastern Kentucky	10/11/75



Vince Hall had 18 100-yard rushing games during his career to share the school record.

Yards	Opponent	Date
214	Youngstown State	11/2/85
154	Lenoir-Rhyne	9/7/85
153	Western Kentucky	11/9/85
145	Western Kentucky	11/3/84
137	Tennessee State	9/5/87
136	Jacksonville State	9/21/85
123	Eastern Kentucky	11/24/84
118*	Georgia Southern	12/7/85
115	Murray State	11/14/87
114	Eastern Kentucky	10/12/85
113	Youngstown State	10/31/87
112	Mississippi Valley State	10/10/87

Yards	Opponent	Date
188	Murray State	9/26/92
144*	Appalachian State	11/28/92
140	Tennessee State	9/2/95
135	Austin Peay	10/10/92
127	Alabama-Birmingham	9/30/95
117	Morehead State	9/16/95
111	Southeast Missouri State	10/24/92
109	Tennessee State	10/2/93
107*	Marshall	12/5/92

## ANNUAL LEADERS

Year	Player	Att	Yards	TDs	Avg
1949	Maxie Runion (Jr.)	---	710	---	---
1950	Not Available	---	---	---	---
1951	John Raymond Smith (Sr.)	---	640	---	---
1952	Bobby Young (So.)	---	921	---	---
1953	Bobby Young (Jr.)	186	1082	8	5.8
1954	Clifton Tribble	---	685	---	---
1955	Terry Sweeney (Jr.)	110	563	4	5.1
1956	Tillman Harris (Sr.)	80	571	4	7.1
1957	Ray Purvis (So.)	64	490	4	7.7
1958	Bucky Pitts (Jr.)	104	639	3	6.1
1959	Ray Purvis (Sr.)	64	583	8	9.1
1960	Larry Puryer (Sr.)	123	500	3	4.1
1961	Phil Grammer (So.)	90	417	6	4.6
1962	David Petty (So.)	92	400	3	4.3
1963	David Petty (Jr.)	87	332	6	3.8
1964	Bob Hlodan (So.)	101	557	3	5.5
1965	Bob Hlodan (Jr.)	89	422	2	4.7
1966	Larry Mathews (Jr.)	128	550	5	4.3
1967	Larry Mathews (Sr.)	138	442	9	3.2
1968	Taylor Edwards (So.)	110	377	8	3.4
1969	Reuben Justice (Fr.)	110	375	4	3.4
1970	Reuben Justice (So.)	231	878	4	3.8
1971	Reuben Justice (Jr.)	116	435	4	3.8
1972	Melvin Daniels (Jr.)	148	519	8	3.5
1973	Joe Pelt (Sr.)	89	414	0	4.7
1974	Dwaine Copeland (Sr.)	155	858	5	5.5
1975	Mike Moore (So.)	212	1247	7	5.9
1976	Mike Moore (Jr.)	249	1188	9	4.8
1977	Mike Moore (Sr.)	296	1015	8	3.4
1978	Joe Bowers (Jr.)	119	415	3	3.5
1979	Paul Carter (Fr.)	96	479	0	5.0
1980	Sammy Bryant (Jr.)	159	635	2	4.0
1981	Sammy Bryant (Sr.)	158	523	6	3.3
1982	Danny Colwell (Jr.)	124	697	1	5.6
1983	Vince Hall (Jr.)	137	949	7	6.9
1984	Vince Hall (Sr.)	260	1439	5	5.5
1985	Gerald Anderson (So.)	182	1062	12	5.8
1986	Dwight Stone (Sr.)	219	1026	13	4.7
1987	Gerald Anderson (Sr.)	191	980	11	5.1
1988	Joe Campbell (Fr.)	118	626	9	5.3
1989	Joe Campbell (So.)	171	940	8	5.5
1990	Joe Campbell (Jr.)	151	1136	13	7.5
1991	Joe Campbell (Sr.)	198	1121	14	5.7
1992	Walter Dunson (Sr.)	151	964	13	6.4
1993	Kippy Bayless (Jr.)	198	1214	15	6.1
1994	Kippy Bayless (Sr.)	268	1346	15	5.0
1995	Brigham Lyons (Sr.)	210	876	10	4.2
1996	Kelverrick Green (Fr.)	137	655	7	4.8
1997	Lebrian McGill (Sr.)	137	653	9	4.8
1998	Torin Kirtsey (Jr.)	154	774	7	5.0
1999	Jamison Palmer (Jr.)	117	548	9	4.7
2000	Dwone Hicks (So.)	186	1277	19	6.9
2001	Dwone Hicks (Jr.)	191	1143	20	6.0
2002	Dwone Hicks (Sr.)	184	1011	11	5.5
2003	Eugene Gross (Fr.)	189	735	10	3.9
2004	Eugene Gross (So.)	103	412	7	4.0
2005	Eugene Gross (Jr.)	182	724	13	4.0
2006	Eugene Gross (Sr.)	202	882	11	4.4

Yards	Opponent	Date
146	Western Kentucky	11/8/69
143	Tennessee-Chattanooga	10/3/70
138	Tennessee-Chattanooga	10/2/71
127	Tennessee-Martin	9/12/70
123	Tennessee Tech	11/28/70



# Rushing Records

2006 SUN BELT CONFERENCE CHAMPIONS

120	East Tennessee State	11/15/69
114	Tennessee Tech	11/27/69
103	Florence State	9/11/71
101	Eastern Kentucky	10/10/70

## EUGENE GROSS (7)

<b>Yards</b>	<b>Opponent</b>	<b>Date</b>
208	Florida Atlantic	11/4/06
141	Idaho	10/18/03
131	Florida Atlantic	10/15/05
129	North Texas	9/10/05
113	North Texas	10/2/04
102	New Mexico State	10/11/03
100	Louisiana-Monroe	10/21/06

## DWIGHT STONE (7)

<b>Yards</b>	<b>Opponent</b>	<b>Date</b>
181	Morehead State	11/8/86
151	Southwest Missouri State	10/18/86
148	Georgia Southern	9/20/86
136	Lenoir-Rhyne	9/7/85
108*	Georgia Southern	12/7/85
106	Tennessee Tech	11/23/85
104	Morehead State	9/28/85

## RESHARD LEE (6)

<b>Yards</b>	<b>Opponent</b>	<b>Date</b>
146	Arkansas State	11/3/01
144	Vanderbilt	10/12/02
127	Louisiana-Lafayette	9/29/01
116	New Mexico State (QB)	11/2/02
113	Southeast Missouri	9/28/02
104	Arkansas State	10/5/02

## WALTER DUNSON (6)

<b>Yards</b>	<b>Opponent</b>	<b>Date</b>
224	Tennessee-Martin	11/7/92
187	Murray State	9/26/92
164	Tennessee St.	9/5/92
152	Northern Illinois	10/3/92
144	Morehead State	11/16/91
102	Tennessee Tech	11/23/91

## KELVERRICK GREEN (6)

<b>Yards</b>	<b>Opponent</b>	<b>Date</b>
259	Tennessee-Martin	11/7/98
175	Tennessee-Martin	11/9/96
130	Western Kentucky	10/19/96
124	Tennessee Tech	11/23/96
115	Tennessee-Martin	10/11/97
115	Southeast Missouri State	10/26/96

## LEBRIAN MCGILL (6)

<b>Yards</b>	<b>Opponent</b>	<b>Date</b>
143	Tennessee-Chattanooga	9/14/96
125	Southeast Missouri State	10/27/97
124	Southeast Missouri	10/21/95
117	Tennessee Tech	11/11/95
109	Jacksonville State	10/4/97
109	Austin Peay State	10/7/95

## MARVIN COLLIER-QB (4)

<b>Yards</b>	<b>Opponent</b>	<b>Date</b>
172	Mississippi Valley State	10/10/87
152	Akron	11/16/85
127	Youngstown State	11/1/86
110	Georgia Southern	9/20/86

## DWAINE COPELAND (4)

<b>Yards</b>	<b>Opponent</b>	<b>Date</b>
200	Ball State	11/2/74
142	Morehead State	9/28/74
120	Eastern Kentucky	10/6/73
106	Austin Peay	10/20/73

## KEVIN BAKER (3)

<b>Yards</b>	<b>Opponent</b>	<b>Date</b>
136	Western Kentucky	11/5/83
110	Western Kentucky	11/6/82
108	Murray St.	10/16/82

<b>Yards</b>	<b>Opponent</b>	<b>Date</b>
177	Western Carolina	11/1/75
137	Eastern Kentucky	10/11/75
132	Carson-Newman College	9/13/75

## BOBBY JOE EASTER (3)


<b>Opponent</b>	<b>Date</b>
Western Carolina	11/1/75
Eastern Kentucky	10/11/75
Carson-Newman College	9/13/75

## WADE JOHNSON (3)

<b>Yards</b>	<b>Opponent</b>	<b>Date</b>
132	Austin Peay St.	10/22/88
111	Tennessee-Chattanooga	9/30/89
100	Tennessee St.	9/5/87

## TORIN KIRTSEY (3)

<b>Yards</b>	<b>Opponent</b>	<b>Date</b>
251	Tennessee St.	9/5/98
148	Eastern Illinois	10/24/98
127	Murray St.	10/10/99



Dwone Hicks ranks third on the all-time rushing list with 3,613 yards.

## RICKY MARTIN (3)

<b>Yards</b>	<b>Opponent</b>	<b>Date</b>
229	Murray St.	11/10/90
215	Tennessee Tech	11/17/90
119	Murray St.	11/14/87

## LARRY MATTHEWS (3)

<b>Yards</b>	<b>Opponent</b>	<b>Date</b>
165	Morehead State	10/22/66
106	Tennessee Tech	11/23/67
105	Morehead State	10/23/65

## BOB HLODAN (3)

<b>Yards</b>	<b>Opponent</b>	<b>Date</b>
177	Tennessee Tech	11/26/64
120	Austin Peay	10/13/64
103	Chattanooga	10/17/64

## CHRIS BRYAN (2)

Yards and opponents not available.

## JOE PELT (2)

<b>Yards</b>	<b>Opponent</b>	<b>Date</b>
142	East Tennessee St.	11/11/72
117	Tennessee Tech	11/18/72

## WES COUNTS-QB (1)

<b>Yards</b>	<b>Opponent</b>	<b>Date</b>
122	Connecticut	11/17/01

## 1,000 YARDERS

Player/Season	Rushes	Yards	Avg
1. Vince Hall, '84	260	*1,439	5.5
2. Kippy Bayless, '94	268	1,346	5.0
3. Dwone Hicks, '00	186	1,277	6.9
4. Mike Moore, '75	212	1,247	5.9
5. Kippy Bayless, '93	198	1,214	6.1
6. Mike Moore, '76	249	1,188	4.8
7. Dwone Hicks, '01	191	1,143	6.0
8. Joe Campbell, '90	151	1,136	7.5
9. Joe Campbell, '91	198	1,121	5.7
10. Bobby Young, '53	186	1,082	5.8
11. Ger. Anderson, '85	182	1,062	5.8
12. Dwight Stone, '86	219	1,026	4.7
13. Mike Moore, '77	*296	1,015	3.4
14. Dwone Hicks, '02	184	1,011	5.5

\*MT record

## JAMISON PALMER (1)

<b>Yards</b>	<b>Opponent</b>	<b>Date</b>
183	Wofford	9/18/99

## DON CALLOWAY (1)

<b>Yards</b>	<b>Opponent</b>	<b>Date</b>
108	Louisiana-Lafayette	11/18/00

## PAT MORRISON (1)

<b>Yards</b>	<b>Opponent</b>	<b>Date</b>
104	Murray State	10/14/67

## JOHN BLANKENSHIP (1)

<b>Yards</b>	<b>Opponent</b>	<b>Date</b>
110	Murray St.	10/31/70

## GENE CARNEY (1)

<b>Yards</b>	<b>Opponent</b>	<b>Date</b>
123	Murray St.	10/18/69

## PAUL CARTER (1)

<b>Yards</b>	<b>Opponent</b>	<b>Date</b>
125	Eastern Kentucky	10/6/79

## MEL DANIELS (1)

<b>Yards</b>	<b>Opponent</b>	<b>Date</b>
136	Morehead St.	9/23/72

## DAVID FRITTS (1)

<b>Yards</b>	<b>Opponent</b>	<b>Date</b>
123	Murray St.	10/14/72

## RODNEY SHELTON (1)

<b>Yards</b>	<b>Opponent</b>	<b>Date</b>
106	Murray St.	9/25/93


\*Occurred in a playoff game

## 200-Yard Rushing Games

- JOE CAMPBELL (3)
- VINCE HALL (3)
- DWONE HICKS (3)
- MIKE MOORE (3)
- RICKY MARTIN (2)
- EUGENE GROSS (1)
- GERALD ANDERSON (1)
- DWAINE COPELAND (1)
- WALTER DUNSON (1)
- KELVERRICK GREEN (1)

# Passing Records

2006 SJN BELT CONFERENCE CHAMPIONS



Jonathan Quinn completed a school record 98-yard pass for a touchdown in 1995.

## SINGLE GAME

### Passes Attempted (40)

47	Wes Counts vs UCF	11/13/99
46	Clint Marks vs Louisiana-Lafayette	9/25/04
46	Jonathan Quinn vs UT-Chattanooga	9/13/97
46	Kelly Holcomb vs James Madison	9/10/94
45	Jonathan Quinn vs Tennessee St.	9/6/97
44	Billy Walker vs UT-Martin	10/28/67
44	Kelly Holcomb vs Eastern Kentucky	12/7/91
43	Phil Ironside vs UT-Chattanooga	9/29/90
43	Wes Counts vs Troy State	10/2/99
42	Kelly Holcomb vs Eastern Kentucky	11/23/93

### Passes Completed (25)

35	Clint Marks vs Louisiana-Lafayette	9/25/04
30	Clint Marks vs Arkansas State	10/9/04
29	Wes Counts vs New Mexico State	10/27/01
29	Wes Counts vs Louisiana Tech	10/16/99
29	Wes Counts vs UCF	11/13/99
28	Wes Counts vs UL-Monroe	9/22/01
27	Clint Marks vs Florida Atlantic	9/18/04
27	Wes Counts vs Vanderbilt	8/30/01
27	Phil Ironside vs UT-Chattanooga	9/29/90
27	Wes Counts vs Arizona	9/11/99

### Completion Pct. (15 att.)

91.3	Kelly Holcomb (J'ville)	10/29/94	21-23	390
88.2	Clint Marks (Arkansas St.)	10/9/04	30-34	368
83.9	Wes Counts (Wofford)	9/18/99	26-31	298
82.1	Wes Counts (Idaho)	10/6/01	23-28	293
81.2	Jason Johnson (Illinois)	9/2/00	13-16	288
81.0	Wes Counts (UConn)	11/4/00	17-21	283
80.0	Wes Counts (UL-Monroe)	9/22/01	28-35	259
79.2	Clint Marks (UL-Monroe)	10/21/06	19-24	257
79.2	Clint Marks (ULL)	10/22/05	19-24	255
77.8	Clint Marks (North Texas)	9/10/05	21-27	253

### OTHER

90.9	Josh Harris (Akron)	9/11/04	10-11	
90.0	Mickey Corwin (Savannah)	9/3/83	9-10	

### Passing Yards (325)

459	Wes Counts (Idaho)	10/6/01		
-----	--------------------	---------	--	--

447	Clint Marks (Arkansas State)	10/9/04	171	Clint Marks (171-283-9)	2006
376	Wes Counts (New Mexico State)	10/27/01	167	Jonathan Quinn (167-293-10)	1997
362	Wes Counts (Wofford)	9/18/99	153	Andrico Hines (153-253-3)	2003
359	Clint Marks (Florida Atlantic)	9/18/04	152	Billy Walker (152-288-15)	1967
356	Jonathan Quinn (UT-Martin)	11/4/95	146	Kelly Holcomb (146-244-9)	1994
347	Andrico Hines (UL-Lafayette)	10/19/02	142	Andrico Hines (142-243-7)	2002
347	Wes Counts (UL-Lafayette)	9/25/99	142	Wes Counts (142-212-2)	1998
346	Billy Walker (UT-Martin)	10/28/67			
341	Kelly Holcomb (James Madison)	9/10/94			

### Touchdown Passes (4)

6	Wes Counts (Idaho)	10/6/01
5	Billy Walker (UT-Martin)	10/28/67
4	Clint Marks (Arkansas State)	10/9/04
4	Josh Harris (ULL)	11/15/03
4	Jonathan Quinn (Southeast Missouri)	10/25/97
4	Jonathan Quinn (Eastern Illinois)	11/27/97
4	Kelly Holcomb (Eastern Kentucky)	10/17/92
4	Mickey Corwin (Western Kentucky)	11/3/84
4	Mickey Corwin (Morehead State)	9/24/83
4	Wes Counts (South Florida)	11/11/00

### Most Interceptions (3)

5	Mike Robinson	UT-Chattanooga	10/1/77
5	Sammy Bryant	Tennessee Tech	11/21/81
4	Jonathan Quinn	Murray State	9/27/97
4	Kelly Holcomb	Marshall	11/26/94
4	Mickey Corwin	Austin Peay	10/20/84
3	Clint Marks	North Texas	9/10/05
3	Clint Marks	Florida Atlantic	9/18/04
3	Clint Marks	Troy	11/20/04
3	Fred Rorhdanz	East Tennessee	11/16/74
3	Fred Rorhdanz	Tennessee Tech	11/18/72
3	Fred Rorhdanz	Tennessee State	9/7/74
3	Jonathan Quinn	Texas A&M	11/18/95
3	Kelly Holcomb	Marshall	11/3/92
3	Van Dangler	Morehead State	11/7/87

### Longest Completion (70)

98	Jonathan Quinn to Demetric Mostiller (Tennessee Tech)	11/11/95
95	Francis Reynolds to Travis Akin (Florence State)	10/30/54
88	Jonathan Quinn to Demetric Mostiller (Southeast Missouri)	10/26/96
80	Clint Marks to Kerry Wright (ASU)	10/9/04
79	Torin Kirtsey to Hansford Johnson (MSU)	10/10/98
78	Marvin Collier to Robert Alford (APSU)	10/26/85
77	Wes Counts to Sulecio Sanford (SEMO)	10/31/98

## SINGLE SEASON

### Pass Attempts

390	Wes Counts (249-390-13)	1999
368	Clint Marks (259-368-14)	2004
298	Clint Marks (197-298-7)	2005
293	Jonathan Quinn (167-293-10)	1997
288	Billy Walker (152-288-15)	1967
283	Clint Marks (171-283-9)	2006
259	Wes Counts (188-259-4)	2001
257	Bill Griffith (113-257-17)	1969
255	Dickie Thomas (123-255-20)	1968
253	Andrico Hines (153-253-3)	2003

### Pass Completions


259	Clint Marks (259-368-14)	2004
249	Wes Counts (249-390-13)	1999
197	Clint Marks (197-298-7)	2005
188	Wes Counts (188-259-4)	2001

## ANNUAL LEADERS

Year	Player	Att	Comp	Int	Yds	TD	Pct
1949	J. B. Proctor	---	---	---	474	---	---
1950	Not Available	---	---	---	---	---	---
1951	Not Available	---	---	---	---	---	---
1952	Not Available	---	---	---	---	---	---
1953	Francis Reynolds	50	20	4	316	2	.400
1954	Sid Corban	---	---	---	426	---	---
1955	Francis Reynolds	94	39	8	757	8	.415
1956	Jimmy Dunlap	52	28	5	320	4	.538
1957	Bob Hallum	66	36	5	551	11	.545
1958	Bob Hallum	53	21	5	301	6	.396
1959	Whit Watson	50	27	6	280	2	.540
1960	Terry Bailey	63	26	5	427	4	.413
1961	Terry Bailey	71	37	6	796	10	.521
1962	Teddy Morris	82	47	6	726	6	.573
1963	Teddy Morris	138	87	7	1325	12	.630
1964	Teddy Morris	156	84	9	999	7	.538
1965	Teddy Morris	211	108	12	1749	16	.512
1966	Billy Walker	192	100	13	1351	12	.521
1967	Billy Walker	288	152	15	1856	15	.528
1968	Dickie Thomas	255	123	20	1619	7	.482
1969	Bill Griffith	257	113	17	1382	6	.440
1970	Dean Rodenbeck	69	32	2	340	1	.464
1971	Melvin Daniels	113	44	6	585	3	.389
1972	Fred Rohrdanz	142	66	8	981	5	.465
1973	Tommy Beaver	114	52	6	575	2	.456
1974	Fred Rohrdanz	92	28	11	485	5	.304
1975	Mike Robinson	188	75	13	1117	7	.399
1976	Mike Robinson	139	63	12	1021	7	.453
1977	Mike Robinson	171	76	15	911	5	.444
1978	Duane West	110	45	7	549	2	.409
1979	Brown Sanford	211	102	12	1474	9	.483
1980	Brown Sanford	176	74	11	894	4	.420
1981	Brown Sanford	141	64	9	886	2	.454
1982	Brad Zeitner	124	51	7	615	6	.411
1983	Mickey Corwin	202	117	10	1658	12	.579
1984	Mickey Corwin	196	120	9	1565	21	.612
1985	Marvin Collier	129	76	6	1171	10	.589
1986	Marvin Collier	149	81	4	1089	8	.544
1987	Marvin Collier	140	56	8	923	4	.471
1988	Marvin Collier	176	79	8	1051	7	.449
1989	Phil Ironside	181	95	5	1408	10	.519
1990	Phil Ironside	231	140	6	1872	8	.606
1991	Kelly Holcomb	209	130	4	1763	5	.622
1992	Kelly Holcomb	168	92	6	1409	9	.548
1993	Kelly Holcomb	240	133	6	1738	7	.554
1994	Kelly Holcomb	244	146	9	2154	15	.598
1995	Jonathan Quinn	223	108	7	1724	8	.484
1996	Jonathan Quinn	159	71	9	931	4	.447
1997	Jonathan Quinn	293	167	10	2209	16	.570
1998	Wes Counts	212	142	2	1541	11	.670
1999	Wes Counts	390	249	13	2603	14	.638
2000	Wes Counts	218	127	5	1536	8	.583
2001	Wes Counts	259	188	4	2327	17	.726
2002	Andrico Hines	243	142	7	1753	6	.584
2003	Andrico Hines	253	153	3	1742	7	.605
2004	Clint Marks	368	259	14	2749	14	.704
2005	Clint Marks	298	197	7	2083	8	.661
2006	Clint Marks	283	171	9	1917	8	.604

# Passing Records

2006 SUN BELT CONFERENCE CHAMPIONS



Wes Counts is the career leader in attempts, completions, yards and touchdowns.

63.8	Wes Counts (249-390-13)	1999
62.2	Kelly Holcomb (130-209-4)	1991
61.2	Mickey Corwin (120-196-9)	1984
61.1	Jason Johnson (88-144-5)	2000

### Pass Efficiency (min. 35 att.)

171.3	Clint Marks (41-63-3)	2003
166.6	Wes Counts (188-259-4)	2001
154.5	Mickey Corwin (120-196-9)	1984
151.4	Marvin Collier (76-129-6)	1985
146.9	Kelly Holcomb (146-244-9)	1994
145.3	Phil Ironside (23-35-0)	1988
143.3	Wes Counts (142-212-2)	1998
140.3	Josh Harris (29-48-2)	2003
138.1	Clint Marks (259-368-14)	2004
137.1	Kelly Holcomb (130-209-4)	1991

### Avg. Yds/Pass (min. 20 att.)

9.6	Teddy Morris (87-1375)	1963
9.4	Clint Marks (41-63-3)	2003
9.1	Marvin Collier (76-129-6)	1985
9.0	Wes Counts (188-259-4)	2001
8.9	Teddy Morris (47-82)	1962
8.8	Kelly Holcomb (146-244-9)	1994
8.4	Kelly Holcomb (130-209-4)	1991
8.4	Kelly Holcomb (92-168-6)	1992
8.2	Mickey Corwin (117-202-10)	1983
8.1	Phil Ironside (140-231-6)	1990
8.1	Francis Reynolds (39-94)	1955

### Avg. Yds/Comp. (min. 20 att.)

19.4	Francis Reynolds (39-94)	1955
17.3	Fred Rohrdanz (28-92-5)	1974
16.5	Marvin Collier (56-140-8)	1987
16.2	Mike Robinson (63-139-7)	1976
16.0	Jonathan Quinn (108-223-7)	1995
15.4	Marvin Collier (76-129-6)	1985
15.4	Teddy Morris (47-82-6)	1962
15.3	Kelly Holcomb (92-168-6)	1992
15.2	Teddy Morris	1963
15.1	Butch Hamby (17-55-1)	1982

### Passing Yds/G (min. 5 games)

249.9	Clint Marks (11 games)	2004
236.6	Wes Counts (11 games)	1999
220.9	Jonathan Quinn (10 games)	1997
211.5	Wes Counts (11 games)	2001
195.8	Kelly Holcomb (11 games)	1994
189.4	Clint Marks (11 games)	2005
170.2	Phil Ironside (11 games)	1990
165.8	Mickey Corwin (10 games)	1983
160.3	Kelly Holcomb (11 games)	1991
159.4	Andrico Hines (11 games)	2002

### Consecutive Completions

15	Wes Counts	2001
13	Kelly Holcomb	1991

## CAREER

### Pass Attempts

1079	Wes Counts (706-1079-24)	1998-01
1012	Clint Marks (668-1012-33)	2003-2006
861	Kelly Holcomb (501-861-25)	1991-94
675	Jonathan Quinn (346-675-26)	1995-97
594	Marvin Collier (292-594-26)	1985-88
587	Teddy Morris (326-587-34)	1962-65
549	Billy Walker (286-549-32)	1964-67
537	Mike Robinson (228-537-46)	1974-77
534	Brown Sanford (242-534-32)	1979-81,83
496	Andrico Hines (295-496-10)	2002-03

### Pass Completions

706	Wes Counts (706-1079-24)	1998-01
-----	--------------------------	---------

668	Clint Marks (668-1012-33)	2003-2006
501	Kelly Holcomb (501-861-25)	1991-94
346	Jonathan Quinn (346-675-26)	1995-97
326	Teddy Morris (326-587-34)	1962-65
295	Andrico Hines (295-496-10)	2002-03
292	Marvin Collier (292-594-26)	1985-88
286	Billy Walker (286-549-32)	1964-67
258	Phil Ironside (258-447-11)	1988-90
242	Brown Sanford (242-534-32)	1979-81,83

### Passing Yards

8007	Wes Counts (706-1079-24)	1998-01
7342	Clint Marks (668-1012-33)	2003-2006
7064	Kelly Holcomb (501-861-25)	1991-94
4864	Jonathan Quinn (346-675-26)	1995-97
4799	Teddy Morris (326-587-34)	1962-65
4234	Marvin Collier (292-594-26)	1985-88
3664	Billy Walker (286-549-32)	1964-67
3533	Phil Ironside (258-447-11)	1988-90
3495	Andrico Hines (295-496-10)	2002-03
3302	Brown Sanford (242-534-32)	1979-81,83

### Passing TDs

50	Wes Counts	1998-01
41	Teddy Morris	1962-65
37	Clint Marks	2003-2006
36	Kelly Holcomb	1991-94
33	Mickey Corwin	1983-84
30	Billy Walker	1964-67
29	Marvin Collier	1985-88
28	Jonathan Quinn	1995-97
22	Bob Hallum	1957-58
20	Phil Ironside	1988-90

### Passes Had Intercepted

46	Mike Robinson (228-537-46)	1974-77
34	Teddy Morris (326-587-34)	1962-65
33	Clint Marks (668-1012-33)	2003-2006
32	Billy Walker (286-549-32)	1964-67
32	Brown Sanford (242-534-32)	1979-81,83
26	Jonathan Quinn (346-675-26)	1995-97
26	Fred Rohrdanz (136-328-26)	1971-74
26	Marvin Collier (292-594-26)	1985-88
25	Kelly Holcomb (501-861-25)	1991-94
24	Wes Counts (706-1079-24)	1998-01

### Completion Pct. (min. 100 att.)

66.0	Clint Marks (668-1012-33)	2003-2006
65.4	Wes Counts (706-1079-24)	1998-01
59.5	Mickey Corwin (237-398-19)	1983-84
59.4	Andrico Hines (295-496-10)	2002-03
58.2	Kelly Holcomb (501-861-25)	1991-94
58.0	Jason Johnson (112-193-7)	2000-01
57.7	Phil Ironside (258-447-11)	1988-90
51.3	Jonathan Quinn (346-675-26)	1995-97
49.2	Marvin Collier (292-594-26)	1985-88

### Pass Eff. (min. 100 att.)

145.4	Mickey Corwin (237-398-19)	1983-84
138.6	Wes Counts (706-1079-24)	1998-01
135.1	Kelly Holcomb (501-861-25)	1991-94
134.0	Phil Ironside (258-447-11)	1988-90
132.5	Clint Marks (668-1012-33)	2003-2006
123.3	Andrico Hines (295-496-10)	2002-03
120.5	Jason Johnson (112-193-7)	2000-01
117.8	Jonathan Quinn (346-675-26)	1995-97
116.4	Marvin Collier (292-594-26)	1985-88

### Avg. Yds/Pass (min. 100 att.)

8.2	Kelly Holcomb (501-861-25)	1991-94
8.1	Mickey Corwin (237-398-19)	1983-84
7.9	Phil Ironside (258-447-11)	1988-90
7.4	Wes Counts (706-1079-24)	1998-01
7.3	Clint Marks (668-1012-33)	2003-2006

### Passing Yards

2749	Clint Marks (259-368-14)	2004
2603	Wes Counts (249-390-13)	1999
2327	Wes Counts (188-259-4)	2001
2209	Jonathan Quinn (167-293-10)	1997
2154	Kelly Holcomb (146-244-9)	1994
2083	Clint Marks (197-298-7)	2005
1917	Clint Marks (171-283-9)	2006
1872	Phil Ironside (140-231-6)	1990
1856	Billy Walker (152-288-15)	1967
1763	Kelly Holcomb (130-209-4)	1991

### Passing TDs

21	Mickey Corwin	1984
17	Wes Counts	2001
16	Teddy Morris	1965
16	Jonathan Quinn	1997
15	Kelly Holcomb	1994
15	Billy Walker	1967
14	Clint Marks	2004
14	Wes Counts	1999
12	Mickey Corwin	1983
12	Teddy Morris	1963
12	Billy Walker	1966

### Passes Had Intercepted

20	Dickie Thomas (123-255-20)	1968
17	Bill Griffith (113-257-17)	1969
15	Billy Walker (152-288-15)	1967
15	Mike Robinson (76-171-15)	1977
14	Clint Marks (259-368-14)	2004
13	Wes Counts (249-390-13)	1999
13	Mike Robinson (75-188-13)	1975
13	Billy Walker (100-192-13)	1966
12	Teddy Morris (108-211-12)	1965
12	Brown Sanford (102-211-12)	1979
12	Mike Robinson (63-139-12)	1976

### Completion Pct. (min. 35 att.)

72.6	Wes Counts (188-259-4)	2001
70.4	Clint Marks (259-368-14)	2004
67.0	Wes Counts (142-212-2)	1998
66.1	Clint Marks (197-298-7)	2005
65.7	Phil Ironside (23-35-0)	1988
65.1	Clint Marks (41-63-3)	2003



# Passing Records

2006 SJC BELT CONFERENCE CHAMPIONS



7.2	Jonathan Quinn (346-675-26)	1995-97	226
7.1	Marvin Collier (292-594-26)	1985-88	217
7.0	Andrico Hines (295-496-10)	2002-03	210
6.9	Jason Johnson (112-193-7)	2000-01	

Avg. Yds/Comp. (min. 100 att.)			Yards
14.7	Teddy Morris (326-587-34)	1962-65	356
14.5	Marvin Collier (292-594-26)	1985-88	332
14.1	Kelly Holcomb (501-861-25)	1991-94	290
14.1	Jonathan Quinn (346-675-26)	1995-97	275
13.7	Phil Ironside (258-447-11)	1988-90	266
13.6	Brown Sanford (242-534-32)	1979-81,83	256
13.6	Mickey Corwin (237-398-19)	1983-84	252

Passing Yds/G (min. 11 games)			Yards
186.2	Wes Counts (43 games)	1998-01	240
174.8	Clint Marks (42 games)	2003-2006	213
164.3	Kelly Holcomb (43 games)	1991-94	207
158.8	Andrico Hines (22 games)	2002-03	
153.5	Mickey Corwin (21 games)	1983-84	
152.0	Jonathan Quinn (32 games)	1995-97	274
126.2	Phil Ironside (28 games)	1988-90	272
113.9	Brown Sanford (29 games)	1979-81,83	253
103.3	Marvin Collier (41 games)	1985-88	220
73.8	Jason Johnson (18 games)	2000-01	220

## 200-YARD PASSING GAMES

Yards	Opponent	Date	Yards
459	Idaho	10/6/01	347
376	New Mexico State	10/27/01	306
362	Wofford	9/18/99	252
347	UL Lafayette	9/25/99	248
331	Troy State	10/2/99	239
314	Southeast Missouri St.	10/31/98	227
308	Vanderbilt	8/30/01	202
299	UCF	11/13/99	
274	Louisiana-Monroe	9/22/01	
260	Murray State	9/16/00	
245	Tennessee Tech	11/3/98	
242	Mississippi State	10/28/00	
234	East Tennessee	11/20/99	
229	Murray State	10/10/98	
226	South Florida	11/11/00	
222	Connecticut	11/4/00	
220	Troy State	9/8/01	
215	Louisiana Tech	10/16/99	

### CLINT MARKS (18)

Yards	Opponent	Date	Yards
447	Arkansas State	10/9/04	339
359	Florida Atlantic	9/18/04	270
317	Utah State	10/30/04	215
297	Florida International	12/3/05	211
272	Louisiana-Monroe	11/12/05	
251	Central Michigan	12/26/06	
244	Louisiana-Lafayette	10/28/06	
243	North Texas	10/2/04	
242	Louisiana-Lafayette	9/25/04	
241	Louisiana-Monroe	11/13/04	
234	Louisiana-Monroe	10/21/06	
228	N.C. State	11/19/05	
228	Akron	9/11/04	
223	Florida	10/16/04	
218	Louisiana-Lafayette	10/22/05	
216	Maryland	9/9/06	
208	Arkansas State	11/5/05	
208	New Mexico State	10/11/03	

### KELLY HOLCOMB (12)

Yards	Opponent	Date	Yards
341	James Madison	9/10/94	284
336	Eastern Kentucky	11/13/93	
313	Jacksonville St.	10/29/94	
291	Eastern Kentucky	10/17/92	
257	Southeast Missouri St.	10/22/94	
255*	Eastern Kentucky	12/7/91	
250	Austin Peay St.	11/5/94	
235	Murray St.	9/28/91	
229*	Marshall	11/26/94	

Tennessee Tech	11/23/91	
Tulsa	10/30/93	
Eastern Kentucky	9/21/91	

### JONATHAN QUINN (12)

Opponent	Date	Yards
Tennessee-Martin	11/4/95	459
Tennessee Tech	11/11/95	376
Tennessee-Chattanooga	9/13/97	362
Georgia Southern	9/9/95	347
Tennessee Tech	11/22/97	331
Tennessee St.	9/6/97	314
Southeast Missouri St.	10/26/96	308
Tennessee-Martin	10/11/97	
Murray St.	9/27/97	
Eastern Kentucky	11/15/97	
Jacksonville St.	10/4/97	
Jacksonville St.	10/5/96	

### TEDDY MORRIS (8)

Opponent	Date	Yards
NA	NA	447
East Tennessee	11/13/65	359
Tennessee Tech	11/25/65	317
Chattanooga	10/16/65	
Western Kentucky	10/5/63	
Morehead State	10/26/63	
Murray State	11/6/65	
Austin Peay	10/30/65	

### ANDRICO HINES (7)

Opponent	Date	Yards
Louisiana-Lafayette	10/19/02	356
Arkansas State	11/20/03	332
North Texas	10/25/03	
Missouri	9/20/03	
Louisiana-Monroe	11/14/02	
Idaho	10/18/03	
Kentucky	9/21/02	

### BILLY WALKER (6)

Opponent	Date	Yards
UT-Martin	10/28/67	347
Western Kentucky	10/1/66	306
Navy	9/16/67	
Austin Peay	10/21/67	
Tennessee Tech	11/23/67	
Eastern Kentucky	10/7/67	

### MICKEY CORWIN (4)

Opponent	Date	Yards
Western Kentucky	11/3/84	366
Morehead St.	9/24/83	
Murray St.		
Savannah St.	9/3/83	

### PHIL IRONSIDE (4)

Opponent	Date	Yards
Tennessee-Chattanooga	9/29/90	339
Austin Peay St.	10/20/90	
Western Kentucky	9/16/89	
Western Kentucky	9/22/90	

### BROWN SANFORD (3)

Opponent	Date	Yards
Austin Peay St.	10/27/74	291
Western Kentucky	11/8/80	241
East Tennessee St.	11/10/79	211

### JASON JOHNSON (2)

Opponent	Date	Yards
Louisiana-Lafayette	11/18/00	226
Louisiana Tech	10/7/00	201

### MARVIN COLLIER (2)

Opponent	Date	Yards
Eastern Kentucky	10/12/85	230
Murray St.	8/19/85	204

### JOSH HARRIS (1)

Opponent	Date	Yards
Louisiana-Lafayette	11/15/03	284

### BILL GRIFFITH (1)

Opponent	Date	Yards
East Tennessee	11/15/69	231

<b>RONNIE GORDON (1)</b>		
<b>Opponent</b>		<b>Date</b>
Eastern Illinois		11/19/96

## 300-YARD PASSING GAMES

WES COUNTS (7)			Date
<b>Opponent</b>			
Idaho			10/6/01
New Mexico State			10/27/01
Wofford			9/18/99
UL Lafayette			9/25/99
Troy State			10/2/99
Southeast Missouri St.			10/31/98
Vanderbilt			8/30/01

CLINT MARKS (3)			Date
<b>Opponent</b>			
Arkansas State			10/9/04
Florida Atlantic			9/18/04
Utah State			10/30/04

KELLY HOLCOMB (3)			Date
<b>Opponent</b>			
James Madison			9/10/94
Eastern Kentucky			11/13/93
Jacksonville St.			10/29/94


JONATHAN QUINN (2)			Date
<b>Opponent</b>			
Tennessee-Martin			11/4/95
Tennessee Tech			11/11/95

ANDRICO HINES (2)			Date
<b>Opponent</b>			
Louisiana-Lafayette			10/19/02
Arkansas State			11/20/03

MICKEY CORWIN (1)			Date
<b>Opponent</b>			
Western Kentucky			11/3/84

PHIL IRONSIDE (1)			Date
<b>Opponent</b>			
Tennessee-Chattanooga			9/29/90

BILLY WALKER (1)			Date
<b>Opponent</b>			
UT-Martin			10/28/67



Kelly Holcomb had 12 200-yard passing games during his stellar Blue Raider career.




# Total Offense Records

2006 SUN BELT CONFERENCE CHAMPIONS



Andrico Hines



Mickey Corwin

## SINGLE GAME

### Total Offense Plays (50)

60	Wes Counts (UCF)	11/13/99
54	Wes Counts (Troy St.)	10/2/99
53	Wes Counts (NMSU)	10/27/01
53	Kelly Holcomb (JMU)	9/10/94
52	Billy Walker (UT-Martin)	10/28/67
52	Phil Ironside (UT-Chattanooga)	9/29/90
51	Andrico Hines (North Texas)	10/25/03
51	Jonathan Quinn (UT-Chattanooga)	9/13/97
51	Jonathan Quinn (Tennessee State)	9/6/97
50	Wes Counts (Louisiana Tech)	10/16/99

### Total Offense Yards (350)

461	Clint Marks (ASU)	10/9/04	14 r, 447 p
451	Wes Counts (Idaho)	10/6/01	-8 r, 459 p
422	Andrico Hines (ULL)	10/19/02	75 r, 347 p
405	Wes Counts (NMSU)	10/27/01	29 r, 376 p
382	Wes Counts (Wofford)	9/18/99	20 r, 362 p
377	Clint Marks (FAU)	9/18/04	18 r, 359 p
369	Kelly Holcomb (JMU)	9/10/94	341 p, 28 r
358	Kelly Holcomb (EKU)	11/13/93	336 p, 22 r
353	Wes Counts (ULL)	9/25/99	6 r, 347 p
352	Jonathan Quinn (UT-M)	11/4/95	346 p, 6 r

### Avg. Gain/Play (20 plays)

13.3	Wes Counts (Idaho)	10/6/01	451
11.7	Jonathan Quinn (UT-M)	11/4/95	352
10.9	Kelly Holcomb (EKU)	10/17/92	295
10.8	Kelly Holcomb (J'ville St.)	10/29/94	336
10.7	Clint Marks (ASU)	10/9/04	447
10.7	Kelly Holcomb (MSU)	9/28/91	246
10.4	Jonathan Quinn (TTU)	11/11/95	333
10.1	Wes Counts (Wofford)	9/18/99	382
9.8	Wes Counts (UConn)	11/4/00	245
9.8	Marvin Collier (EKU)	10/12/85	264

## SINGLE SEASON

### Total Offense Yards

2862	Clint Marks (441 plays - 113 rushing)	2004
2684	Wes Counts (481-81)	1999
2471	Wes Counts (326-67)	2001
2379	Jonathan Quinn (359-170)	1997
2251	Kelly Holcomb (312-97)	1994
2239	Andrico Hines (393-150)	2002
2057	Andrico Hines (360-315)	2003
1960	Billy Walker (389-104)	1967
1953	Clint Marks (367-(-) 130)	2005
1933	Teddy Morris (300-184)	1965

### Total Offense Plays (308)

481	Wes Counts	1999
441	Clint Marks	2004
393	Andrico Hines	2002
389	Billy Walker	1967
367	Clint Marks	2005
365	Dickie Thomas	1968
360	Andrico Hines	2003
359	Jonathan Quinn	1997
335	Clint Marks	2006

326 Wes Counts

### TDs Responsible For

24	Dwone Hicks	2001
21	Wes Counts	1999
21	Dwone Hicks	2000
21	Mickey Corwin	1984
17	Wes Counts	1999
16	Andrico Hines	2002
16	Jonathan Quinn	1997
16	Teddy Morris	1965
15	Clint Marks	2004
15	Kelly Holcomb	1994
15	Billy Walker	1967

### Total Offense/G (min. 5 games)

260.2	Clint Marks (11 games)	2004
244.0	Wes Counts (11 games)	1999
237.9	Jonathan Quinn (10 games)	1997
224.6	Wes Counts (11 games)	2001
204.6	Kelly Holcomb (11 games)	1994
203.5	Andrico Hines (11 games)	2002
187.0	Andrico Hines (11 games)	2003
177.5	Clint Marks (11 games)	2005
175.6	Phil Ironside (11 games)	1990
172.1	Mickey Corwin (10 games)	1983

### Total Offense/Play (min. 50 plays)

8.55	Brigham Lyons (75-641)	1992
8.36	Ricky Martin (95-794)	1990
7.86	Walter Dunson (79-621)	1991
7.58	Wes Counts (326-67)	2001
7.52	Joe Campbell (151-1136)	1990
7.31	ReShard Lee (108-108)	2001
7.21	Kelly Holcomb (312-97)	1994

## CAREER

### Total Offense Yards

8181	Wes Counts (1352-165)	1998-01
7235	Clint Marks (1229-(-)107)	2003-2006
6998	Kelly Holcomb (1074-66)	1991-94
5886	Marvin Collier (1085-1652)	1985-88
5566	Teddy Morris (918-767)	1962-65
5026	Jonathan Quinn (826-162)	1995-97
4296	Andrico Hines (753-801)	2002-03
3915	Joe Campbell (642-3823)	1988-91
3854	Billy Walker (818-190)	1964-67
3740	Mike Moore (809-3678)	1974-77

### Total Offense Plays (700)

1352	Wes Counts	1998-01
1229	Clint Marks (1229-(-)107)	2003-2006
1085	Marvin Collier	1985-88
918	Teddy Morris	1962-65
888	Mike Robinson	1974-77
809	Mike Moore	1974-77
753	Andrico Hines	2002-03
714	Kelly Holcomb	1991-94

### TDs Responsible For

61	Wes Counts	1998-01
59	Dwone Hicks	1999-02
42	Clint Marks	2003-2006
41	Teddy Morris	1962-65
36	Kelly Holcomb	1991-94
33	Mickey Corwin	1983-84
30	Billy Walker	1964-67
29	Andrico Hines	2002-03
29	Marvin Collier	1985-88
28	Jonathan Quinn	1995-97

### Total Offense/G (min. 20 games)

195.3	Andrico Hines (22 games)	2002-03
-------	--------------------------	---------

190.3	Wes Counts (43 games)	1998-01
172.3	Clint Marks (42 games)	2003-2006
162.7	Kelly Holcomb (43 games)	1991-94
157.1	Jonathan Quinn (32 games)	1995-97
153.1	Mickey Corwin (21 games)	1983-84
143.6	Marvin Collier (41 games)	1985-88

### Total Offense/Play

6.96	Walter Dunson (248-1706)	1990-92
6.52	Kelly Holcomb (1074-66)	1991-94
6.49	Walt Crowder (97-630)	1990-92
6.10	Joe Campbell (642-3823)	1988-91
6.05	Wes Counts (1352-8181)	1998-01

## Annual Leaders

Year	Player	Plays	Rush	Pass	Total
1949	Maxie Runion	---	710	180	890
1950	Not Available	---	---	---	---
1951	Bobby Young	---	921	---	921
1952	John Raymond Smith	---	---	---	909
1953	Bobby Young	201	1082	83	1165
1954	Not Available	---	---	---	---
1955	Francis Reynolds	129	11	757	768
1956	Tillman Harris	83	571	---	571
1957	Bob Hallum	184	460	551	1011
1958	Bob Hallum	170	373	301	674
1959	Ray Purvis	68	583	7	590
1960	Terry Bailey	97	87	427	514
1961	Terry Bailey	108	115	796	911
1962	Teddy Morris	127	61	726	787
1963	Teddy Morris	210	64	1325	1389
1964	Teddy Morris	281	458	999	1457
1965	Teddy Morris	300	184	1749	1933
1966	Billy Walker	310	-8	1351	1343
1967	Billy Walker	389	104	1856	1960
1968	Dickie Thomas	365	162	1619	1781
1969	Bill Griffith	314	-43	1382	1339
1970	Reuben Justice	232	878	42	920
1971	Melvin Daniels	228	402	585	987
1972	Fred Rohrdanz	181	-18	981	963
1973	Tommy Beaver	193	39	575	614
1974	Fred Rohrdanz	169	131	485	616
1975	M. A. Robinson	311	-18	1117	1099
1976	Mike Moore	251	1188	62	1250
1977	Mike Robinson	265	86	911	997
1978	Duane West	221	-23	549	526
1979	Brown Sanford	308	-88	1474	1386
1980	Brown Sanford	272	67	894	961
1981	Brown Sanford	254	-68	886	818
1982	Brad Zeitner	162	-30	615	585
1983	Mickey Corwin	262	63	1658	1721
1984	Mickey Corwin	283	-70	1565	1495
1985	Marvin Collier	262	594	1171	1765
1986	Marvin Collier	255	308	1089	1397
1987	Marvin Collier	276	470	923	1393
1988	Marvin Collier	292	280	1051	1331
1989	Phil Ironside	243	-65	1408	1343
1990	Phil Ironside	312	60	1872	1932
1991	Kelly Holcomb	258	10	1763	1773
1992	Kelly Holcomb	204	-192	1409	1217
1993	Kelly Holcomb	300	19	1738	1757
1994	Kelly Holcomb	312	97	2154	2251
1995	Jonathan Quinn	269	-16	1724	1708
1996	Jonathan Quinn	198	8	931	939
1997	Jonathan Quinn	359	170	2209	2379
1998	Wes Counts	288	-84	1541	1457
1999	Wes Counts	431	81	2603	2684
2000	Wes Counts	256	33	1536	1569
2001	Wes Counts	326	144	2327	2471
2002	Andrico Hines	393	486	1753	2239
2003	Andrico Hines	360	315	1742	2057
2004	Clint Marks	441	113	2749	2862
2005	Clint Marks	367	-130	2083	1953
2006	Clint Marks	335	-46	1917	1871

# Receiving Records

2006 SJN BELT CONFERENCE CHAMPIONS



## SINGLE GAME

### Most Receptions

12	Kendall Newson vs New Mex. State	10/27/01
12	Tyrone Calico vs East Tennessee	11/29/99
11	Cleannord Saintil vs ULL	10/22/05
11	Dennis Mimms vs Eastern Kentucky	11/13/93
11	Jerry Smith vs East Tennessee	11/13/65
11	Kendall Newson vs Wofford	9/18/99
10	Cleannord Saintil vs N.C. State	11/19/05
10	Chris Henry vs Akron	9/11/04
10	Kerry Wright vs North Texas	10/25/03
10	David Youell vs New Mexico State	10/27/01
10	Kendall Newson vs Maryland	9/23/00
10	Ray Palhegyi vs Western Kentucky	11/3/84

### Most Yds Receiving

244	Demetric Mostiller (UT-Martin)	11/4/95
209	Demetric Mostiller (SEMO)	10/26/96
187	Kerry Wright (NMSU)	10/11/03
181	Kendall Newson (New Mex. St.)	10/27/01
180	Kendall Newson (Mississippi St.)	10/28/00
178	Kerry Wright (Arkansas State)	10/9/04
170	Kendall Newson (UL-Lafayette)	9/25/99
168	Robert Alford (Tennessee St.)	9/5/87
167	Kerry Wright (Utah State)	10/30/04
165	Demetric Mostiller (Ga. Southern)	9/9/95

### High. Avg. Gain/Catch (3 rec.)

46.7	Demetric Mostiller (Tenn. Tech)	11/11/95	3-140
42.7	Randall Miller (WKU)	11/4/72	3-128
40.3	Cory Simpson (Morehead St.)	10/15/94	3-121
39.3	Vince Hall (EKU)	10/9/82	3-118
37.4	Kerry Wright (NMSU)	10/11/03	5-187
33.0	Demetric Mostiller (Ga. So.)	9/9/95	5-165
32.0	Tyrone Calico (Idaho)	10/6/01	5-160
31.0	Demetric Mostiller (EIU)	11/16/96	5-155
30.5	Demetric Mostiller (UT-M)	11/4/95	8-244
30.0	Hansford Johnson (MSU)	10/10/98	3-90

### Most TD Catches

3	Kerry Wright (Arkansas State)	10/9/04
3	Kerry Wright (NMSU)	10/11/03
3	Tyrone Calico (Louisiana-Monroe)	11/14/02
3	Tyrone Calico (Idaho)	10/6/01
3	Cory Simpson (Morehead State)	10/15/94
3	Demetric Mostiller (Georgia Southern)	9/9/95
3	Donte Lofton (Lenoir-Rhyne)	9/1/84
3	Herbert Owenby (Tennessee Tech)	11/23/67
3	Vince Parks (UT-Chattanooga)	9/29/90

### Longest Reception

98	Demetric Mostiller (Tennessee Tech)	11/11/95
95	Travis Akin (Florence St.)	10/30/54
88	Demetric Mostiller (SEMO)	10/26/96
80	Kerry Wright (Arkansas State)	10/9/04
79	Hansford Johnson (Murray State)	10/10/98
78	Robert Alford (Austin Peay)	10/26/85
77	Sulecio Sanford (SEMO)	10/31/98

## SINGLE SEASON

### Receiving Yards

1,280	Kerry Wright (73-1280)	2003
1,048	Kerry Wright (76-1048)	2004
945	Kendall Newson (74-945)	2000
934	Demetric Mostiller (37-934)	1995
918	Kendall Newson (69-918)	1999
884	Cleannord Saintil (66-884)	2005
868	Demetric Mostiller (47-868)	1996
809	Jerry Smith (53-809)	1965
796	Kendall Newson (65-796)	2001
752	Tyrone Calico (47-752)	2000

### Receptions

76	Kerry Wright (76-1048)	2004
74	Kendall Newson (74-945)	2000
73	Kerry Wright (73-1280)	2003

69	Kendall Newson (69-918)	1999
66	Cleannord Saintil (66-884)	2005
65	Kendall Newson (65-796)	2001
65	Tyrone Calico (65-695)	1999
60	Chris Henry (60-586)	2004
54	Sulecio Sanford (54-674)	1998
53	Jerry Smith (53-809)	1965

### Receiving TDs

11	Kerry Wright	2004
9	Kerry Wright	2003
8	Cory Simpson	1994
8	Jerry Smith	1965
7	Kendall Newson	2001
7	Herbert Owenby	1965
7	Sulecio Sanford	1998
7	George Dykes	1961
7	Demetric Mostiller	1996



Tyrone Calico equaled the school record with 12 receptions against ETSU in 1999.

6	Herbert Owenby	1967
6	Demetric Mostiller	1995
6	Donte Lofton	1984

### Avg. Yds/Catch (min. 5 rec.)

25.24	Demetric Mostiller (37-934)	1995
24.88	Robert Alford (17-423)	1987
22.20	Mike Clark (5-111)	1985
22.00	Derwin Brewer (9-198)	1989
21.40	Orlando Crenshaw (5-107)	1990
21.26	Vince Parks (31-659)	1991
20.57	Kerry Wright (7-144)	2001
20.11	Cory Simpson (35-704)	1994
20.07	Mike Pittman (15-301)	1984
20.00	Cory Teague (8-160)	1994

### Receptions/G (min. 5 games)

6.90	Kerry Wright (11 games)	2004
6.73	Kendall Newson (11 games)	2000
6.27	Kendall Newson (11 games)	1999
6.08	Kerry Wright (12 games)	2003
6.00	Cleannord Saintil (11 games)	2005
6.00	Chris Henry (11 games)	2004
5.91	Kendall Newson (11 games)	2001
5.91	Tyrone Calico (11 games)	1999
5.40	Sulecio Sanford (10 games)	1998
4.27	Demetric Mostiller (11 games)	1996
4.27	Tyrone Calico (11 games)	2000
4.27	Hansford Johnson (11 games)	1999

## CAREER

### Receiving Yards

3074	Kendall Newson (238-3074)	1998-01
2636	Tyrone Calico (194-2636)	1999-02
2589	Kerry Wright (167-2589)	2001-04
2205	Demetric Mostiller (110-2205)	1993-96
1757	Herbert Owenby (110-1757)	1964-67
1558	Vince Parks (81-1558)	1988-92
1367	George Dykes (62-1367)	1961-63
1260	Cleannord Saintil (106-1260)	2004-05
1239	Cory Simpson (66-1239)	1992-94
1202	Mike Pittman (70-1202)	1984-87

### Receptions

238	Kendall Newson (238-3074)	1998-01
194	Tyrone Calico (194-2636)	1999-02
167	Kerry Wright (167-2589)	2001-04
110	Demetric Mostiller (110-2205)	1993-96
110	Herbert Owenby (110-1757)	1964-67
109	Hansford Johnson (109-1145)	1998-01
106	Cleannord Saintil (106-1260)	2004-05
104	David Youell (104-1031)	1999-02
100	Chris Henry (100-1032)	2002-05
99	Matt Lowe (99-1176)	1995-98

### Receiving Touchdowns

22	Kerry Wright	2001-04
21	Kendall Newson	1998-01
21	Herbert Owenby	1964-67
18	Demetric Mostiller	1993-96
17	Tyrone Calico	1999-02
16	George Dykes	1961-63
16	G. E. McCormack	1955-58
13	Mike Pittman	1984-87
13	Vince Parks	1988-92
12	Cory Simpson	1992-94
11	Sulecio Sanford	1997-98

### Avg. Yds/Catch (min. 20 rec.)

20.67	Robert Alford (49-1013)	1984-87
20.05	Demetric Mostiller (110-2205)	1993-96
19.23	Vince Parks (81-1558)	1988-92
18.77	Cory Simpson (66-1239)	1992-94
17.57	Derwin Brewer (30-527)	1988-90
17.24	David Little (29-500)	1981-82

### Receptions/G (min. 15 games)

5.53	Kendall Newson (43 games)	1998-01
4.81	Cleannord Saintil (22 games)	2004-05
4.31	Tyrone Calico (45 games)	1999-02
4.26	Sulecio Sanford (19 games)	1997-98

### Consecutive Games with a Catch

43	Kendall Newson	1998-01
32	Demetric Mostiller	1994-96
27	David Youell	2000-02
25	Tyrone Calico	1999-01
24	Matt Lowe	1996-98
22	Cleannord Saintil	2004-05

## 100-YARD RECEIVING GAMES

### KENDALL NEWSON (14)

Yards	Opponent	Date
181	New Mexico State	10/27/01
180	Mississippi State	10/28/00
170	Louisiana-Lafayette	9/25/99
162	Wofford	9/18/99
138	Troy State	10/2/99
135	Maryland	9/23/00
132	Southeast Missouri	10/31/98
129	Murray St.	10/10/98
117	Louisiana Tech	10/16/99
114	Connecticut	11/17/01
113	Vanderbilt	8/30/01
103	Louisiana-Monroe	9/22/01



# Receiving Records

2006 SUN BELT CONFERENCE CHAMPIONS

- Media Information
- Preview
- Players
- About Middle Tennessee
- Staff
- 2006 Review
- Opponents
- History
- Records

103	Louisiana Tech	10/7/00	106	Eastern Kentucky	10/14/95
100	Illinois	9/2/00			
<b>Yards</b>	<b>KERRY WRIGHT (10)</b>	<b>Opponent</b>	<b>Date</b>	<b>Yards</b>	<b>Opponent</b>
187	New Mexico State	10/11/03	109	Louisiana-Monroe	10/21/06
178	Arkansas State	10/9/04			
167	Utah State	10/30/04	<b>Yards</b>	<b>CHRIS HENRY (1)</b>	<b>Opponent</b>
147	Florida Atlantic	9/18/04	100	Arkansas State	10/9/04
144	Missouri	9/20/03			
144	North Texas	10/25/03	<b>Yards</b>	<b>HANSFORD JOHNSON (1)</b>	<b>Opponent</b>
126	Louisiana-Monroe	11/13/04	124	Troy State	10/2/99
119	Arkansas State	11/20/03			
112	Florida	10/16/04	<b>Yards</b>	<b>DON CALLOWAY (1)</b>	<b>Opponent</b>
103	Georgia	9/6/03	136	Louisiana-Lafayette	11/18/01

<b>Yards</b>	<b>TYRONE CALICO (7)</b>	<b>Opponent</b>	<b>Date</b>	<b>Yards</b>	<b>Opponent</b>
161	Louisiana-Monroe	11/14/02	120	Eastern Kentucky	10/7/67
160	Idaho	10/6/01			
141	Murray State	9/16/00			
131	Wofford	9/18/99			
111	East Tennessee	11/20/99			
106	Louisiana-Lafayette	10/19/02			
100	Maryland	9/23/00			

<b>Yards</b>	<b>DEMETRIC MOSTILLER (7)</b>	<b>Opponent</b>	<b>Date</b>	<b>Yards</b>	<b>Opponent</b>
244	Tennessee-Martin	11/4/95	120	Eastern Kentucky	10/7/67
209	Southeast Missouri St.	10/26/96			
165	Georgia Southern	9/9/95			
155	Eastern Illinois	11/16/96			
140	Tennessee Tech	11/11/95			
120	Texas A&M	11/18/95			
118	Tennessee Tech	11/23/96			

<b>Yards</b>	<b>SULECIO SANFORD (4)</b>	<b>Opponent</b>	<b>Date</b>	<b>Yards</b>	<b>Opponent</b>
136	Murray St.	9/27/97	120	Eastern Kentucky	10/7/67
127	Southeast Missouri St.	10/31/98			
126	Tennessee Tech	10/3/98			
117	Eastern Illinois	10/24/98			

<b>Yards</b>	<b>CORY SIMPSON (4)</b>	<b>Opponent</b>	<b>Date</b>	<b>Yards</b>	<b>Opponent</b>
162	James Madison	9/10/94	120	Eastern Kentucky	10/7/67
121	Morehead St.	10/15/94			
117	Morehead St.	10/16/93			
109	Southeast Missouri	10/22/94			

<b>Yards</b>	<b>CLEANNORD SAINTIL (3)</b>	<b>Opponent</b>	<b>Date</b>	<b>Yards</b>	<b>Opponent</b>
141	Louisiana-Lafayette	10/22/05	120	Eastern Kentucky	10/7/67
133	Florida International	12/3/05			
129	N.C. State	11/19/05			

<b>Yards</b>	<b>ROBERT ALFORD (3)</b>	<b>Opponent</b>	<b>Date</b>	<b>Yards</b>	<b>Opponent</b>
168	Tennessee St.	9/5/87	110	Eastern Kentucky	12/7/91
106	Eastern Kentucky	10/12/85			
104	Jacksonville St.	9/21/85			

<b>Yards</b>	<b>MARSHAN JOLLY (3)</b>	<b>Opponent</b>	<b>Date</b>	<b>Yards</b>	<b>Opponent</b>
132	Savannah State	9/3/83	107	Tennessee-Martin	10/11/97
116	Tennessee-Martin	9/17/83			
103	Morehead State	9/24/83			

<b>Yards</b>	<b>HERBERT OWENBY (3)</b>	<b>Opponent</b>	<b>Date</b>	<b>Yards</b>	<b>Opponent</b>
161	Western Kentucky	10/1/66	112	Austin Peay	10/31/67
144	Florence State	9/18/65			
108	Navy	9/17/66			

<b>Yards</b>	<b>VINCE PARKS (2)</b>	<b>Opponent</b>	<b>Date</b>	<b>Yards</b>	<b>Opponent</b>
115	Eastern Kentucky	10/17/92	114	Eastern Kentucky	10/10/81
111	Nebraska	9/12/92			

<b>Yards</b>	<b>DAVID STEWART (2)</b>	<b>Opponent</b>	<b>Date</b>	<b>Yards</b>	<b>Opponent</b>
104	Murray State	10/18/69	100	Morehead State	9/22/79
103	Florence State	9/9/72			

<b>Yards</b>	<b>TOBY WALKER (2)</b>	<b>Opponent</b>	<b>Date</b>	<b>Yards</b>	<b>Opponent</b>
117	Tennessee Tech	11/11/95	120	Western Kentucky	11/3/84

<b>Yards</b>	<b>DESMOND GEE (1)</b>	<b>Opponent</b>	<b>Date</b>	<b>Yards</b>	<b>Opponent</b>
113	Western Kentucky	11/3/84	104	New Mexico State	10/27/01
			<b>Yards</b>	<b>CURT WATKINS (1)</b>	<b>Opponent</b>
			106	Eastern Kentucky	11/13/93



Kendall Newson is Middle Tennessee's career leader in receptions and receiving yardage.

<b>Yards</b>	<b>STEVE DARK (1)</b>	<b>Opponent</b>	<b>Date</b>
110	Eastern Kentucky	12/7/91	

<b>Yards</b>	<b>GARY DAVIS (1)</b>	<b>Opponent</b>	<b>Date</b>
107	Tennessee-Martin	10/11/97	

<b>Yards</b>	<b>KENNY DONALDSON (1)</b>	<b>Opponent</b>	<b>Date</b>
100	Western Kentucky	9/16/89	

<b>Yards</b>	<b>JAMIE JAMISON (1)</b>	<b>Opponent</b>	<b>Date</b>
112	Austin Peay	10/31/67	

<b>Yards</b>	<b>DAVID LITTLE (1)</b>	<b>Opponent</b>	<b>Date</b>
114	Eastern Kentucky	10/10/81	

<b>Yards</b>	<b>MATT LOWE (1)</b>	<b>Opponent</b>	<b>Date</b>
148	Tennessee-Chattanooga	9/13/97	

<b>Yards</b>	<b>GARY MCCROSKEY (1)</b>	<b>Opponent</b>	<b>Date</b>
100	Morehead State	9/22/79	

<b>Yards</b>	<b>RAY PALHEGYI (1)</b>	<b>Opponent</b>	<b>Date</b>
120	Western Kentucky	11/3/84	

<b>Yards</b>	<b>MICHAEL PITTMAN (1)</b>	<b>Opponent</b>	<b>Date</b>
113	Western Kentucky	11/3/84	
<b>Yards</b>	<b>JERRY SMITH (1)</b>	<b>Opponent</b>	<b>Date</b>
152	East Tennessee	11/13/65	
<b>Yards</b>	<b>DAVID YUELL (1)</b>	<b>Opponent</b>	<b>Date</b>
104	New Mexico State	10/27/01	
<b>Yards</b>	<b>CURT WATKINS (1)</b>	<b>Opponent</b>	<b>Date</b>
106	Eastern Kentucky	11/13/93	

Annual Leaders				
Year	Player	Caught	Yds	TD
1953	Garnett Rather	9	154	1
1954	Not Available	---	---	---
1955	Travis Akin	17	454	5
1956	Jerry Hurst	8	117	0
1957	Jerry Hurst	12	168	2
1958	Bucky Pitts	13	152	3
1959	Bucky Pitts	20	202	0
1960	Nicky Lynch	7	108	1
1961	George Dykes	24	647	7
1962	George Dykes	17	297	4
1963	George Dykes	21	423	5
1964	Jimbo Pearson	38	394	1
1965	Jerry Smith	53	809	8
1966	Bob Hlodan	36	462	4
1967	Herbert Owenby	32	404	6
	Jamie Jamison	32	382	3
1968	Tim Kalthoff	27	343	2
1969	David Stewart	25	390	2
1970	Mike Finney	13	219	2
1971	David Stewart	20	254	0
1972	David Stewart	35	464	1
1973	Mike Finney	41	497	2
1974	Ed Skinner	12	161	1
	Dwaine Copeland	12	81	0
1975	Anthony Williams	32	434	3
1976	Jeff Shockley	28	433	5
1977	Jeff Shockley	25	371	1
1978	Gary McCroskey	19	195	1
1979	Bruce Bryant	34	412	3
1980	Sammy Bryant	28	244	1
1981	Marshan Jolly	19	246	0
1982	David Little	15	239	2
	Marshan Jolly	15	209	2
1983	Marshan Jolly	39	613	4
1984	Ray Palhegyi	27	305	1
1985	Robert Alford	20	396	4
1986	Tony Burse	27	266	0
1987	Mike Pittman	18	316	2
	Gerald Anderson	18	96	1
1988	Mike Gordon	20	333	2
1989	Kenny Donaldson	26	490	3
1990	Steve Dark	30	293	0
1991	Steve Dark	36	388	0
1992	Vince Parks	25	497	3
1993	Dennis Mimms	44	555	1
1994	Cory Simpson	35	704	8
1995	Dee Mostiller	37	934	6
1996	Dee Mostiller	47	868	7
1997	Matt Lowe	39	534	2
1998	Sulecio Sanford	54	674	7
1999	Kendall Newson	69	918	5
2000	Kendall Newson	74	945	5
2001	Kendall Newson	65	796	7
2002	Tyrone Calico	45	606	4
2003	Kerry Wright	73	1280	9
2004	Kerry Wright	76	1048	11
2005	Cleannord Saintil	66	884	3
2006	Bobby Williams	36	378	1

# Scoring Records

2006 S J N BELT CONFERENCE CHAMPIONS



Dwight Stone led the Blue Raiders in scoring in 1985 and 1986.

89	Matt Crews	1990
86	Joe Campbell	1990
84	Eugene Gross	2005
84	Joe Campbell	1991
84	Walter Dunson	1991
79	Garth Petrilli	1994
78	Walter Dunson	1992
78	Dwight Stone	1986
78	Dwight Stone	1985
78	Bobby Young	1978

## Touchdowns Scored

24	Dwone Hicks	2001
21	Dwone Hicks	2000
17	Kippy Bayless	1993
15	Kippy Bayless	1994
14	Eugene Gross	2005
14	Joe Campbell	1991
14	Joe Campbell	1990
13	Walter Dunson	1992
13	Walter Dunson	1991
13	Dwight Stone	1986
12	Kerry Wright	2004
12	Gerald Anderson	1987

## CAREER

### Points Scored

358	Dwone Hicks (59 TD, 2 PAT)	1999-02
280	Garth Petrilli (166 PAT)	1991-94
273	Brian Kelly (40 FG, 2PT PAT)	2000-03
272	Joe Campbell (45 TD)	1988-91
261	Kelly Potter (52 FG)	1981-84
260	Kippy Bayless (43 TD)	1991-94
252	Eugene Gross (42 TD)	2003-2006
214	Keegan Ray (109 PAT, 14 FG)	1996-99
191	Bobby Young	1951-53
186	Colby Smith (96 PAT, 30 FG)	2003-2006
180	Gerald Anderson (30 TD)	1984-87
176	Joe Lisle (35 FG)	1987-89

### Touchdowns Scored

59	Dwone Hicks	1999-02
45	Joe Campbell	1988-91
43	Kippy Bayless	1991-94
42	Eugene Gross	2003-2006
30	Gerald Anderson	1984-87
28	Walter Dunson	1990-92
27	Brigham Lyons	1992-95
26	Dwight Stone	1985-86
25	Mike Moore	1974-77
24	Kerry Wright	2001-04
24	Ricky Martin	1987-90

## Annual Scoring Leaders

Year	Player	TD	PAT			FG	Pts
			K	R	P		
1947	Bill Nesbitt	-	-	-	-	54	
1948	Not Available	-	-	-	-	-	
1949	Not Available	-	-	-	-	-	
1950	Not Available	-	-	-	-	-	
1951	Bobby Young	-	-	-	-	78	
1952	Not Available	-	-	-	-	-	
1953	Bobby Young	9	17	-	-	71	
1954	Not Available	-	-	-	-	-	
1955	Travis Akin	7	-	-	-	42	
1956	Buck Rolman	7	-	-	-	42	
1957	Bob Hallum	8	5-12	-	1-1	56	
1958	Bob Hallum	7	2-4	-	-	44	
1959	Ray Purvis	9	-	1-1	1-1	58	
1960	Jerry Pearson	3	-	-	-	18	
	Larry Puryear	3	-	-	-	18	
1961	George Dykes	7	-	-	1-1	44	
1962	George Dykes	4	-	-	1-1	26	
	Jim Harvey	4	-	1-1	-	26	
1963	David Petty	6	-	-	-	36	
1964	Herbert Owenby	4	-	-	-	24	
	David Petty	4	-	-	-	24	
1965	Jerry Smith	8	-	-	1-1	50	
1966	Larry Mathews	5	-	-	-	30	
1967	Larry Mathews	9	-	-	-	54	
1968	Taylor Edwards	8	-	-	-	48	
1969	Reuben Justice	5	-	-	-	30	
1970	Archie Arrington	-	18-19	-	-	5-14 33	
1971	Kenny Nolan	-	18-18	-	-	11-17 51	
1972	Melvin Daniels	8	-	-	-	48	
1973	Dwaine Copeland	8	-	1-1	-	50	
1974	Archie Arrington	-	17-18	-	-	8-10 41	
1975	Mike Moore	7	-	1-1	-	44	
1976	Mike Moore	9	-	-	-	54	
1977	Mike Moore	9	-	-	-	54	
1978	Robbie Rogers	5	-	-	1-1	32	
1979	Kolas Elion	5	-	-	1-1	32	
1980	Gerald Robinson	-	8-9	-	-	5-11 23	
1981	Kelly Potter	-	15-15	-	-	13-15 54	
1982	Kelly Potter	-	26-26	-	-	13-*27 65	
1983	Kelly Potter	-	32-34	-	-	12-16 68	
1984	Kelly Potter	-	32-34	-	-	14-20 74	
1985	Dwight Stone	13	-	-	-	78	
1986	Dwight Stone	13	-	-	-	78	
1987	Gerald Anderson	12	-	-	-	72	
1988	Joe Campbell	9	-	-	-	54	
1989	Joe Lisle	-	29-30	-	-	14-17 71	
1990	Matt Crews	-	38-40	-	-	17-24 89	
1991	Joe Campbell	14	-	-	-	84	
	Walter Dunson	14	-	-	-	84	
1992	Walter Dunson	13	-	-	-	78	
1993	Kippy Bayless	17	-	1-0	-	104	
1994	Kippy Bayless	15	-	-	-	90	
1995	Brigham Lyons	11	-	-	-	66	
1996	Keegan Ray	-	18-19	-	-	13-19 57	
1997	Lebrian McGill	10	-	-	-	60	
1998	Keegan Ray	-	26-28	-	-	10-14 56	
1999	Jamison Palmer	9	-	-	-	54	
2000	Dwone Hicks	21	-	-	-	126	
2001	Dwone Hicks	24	-	2-2	-	148	
2002	Dwone Hicks	11	-	-	-	66	
2003	Brian Kelly	-	37-40	-	-	13-16 76	
2004	Colby Smith	-	32-32	-	-	15-17 77	
2005	Eugene Gross	14	-	-	-	84	
2006	Eugene Gross	11	-	-	-	66	

## SINGLE GAME

### Most Points Scored (24)

36	Dwone Hicks vs Louisiana Tech	10/7/00
24	Eugene Gross vs Louisiana-Monroe	11/12/05
24	Eugene Gross vs Florida Atlantic	10/15/05
24	Dwone Hicks vs UConn	11/17/01
24	Dwone Hicks vs UL-Monroe	9/22/01
24	Dwone Hicks vs Vanderbilt	8/30/01
24	Don Calloway vs Louisiana-Lafayette	11/15/00
24	Dwone Hicks vs South Florida	11/11/00
24	Dwone Hicks vs Connecticut	11/4/00
24	Joe Campbell vs Austin Peay	10/20/90
24	Kelverrick Green vs UT-Martin	11/9/96
24	Kippy Bayless vs Austin Peay	11/6/93
24	Marvin Collier vs Miss. Valley State	10/10/87
24	Walter Dunson vs Murray State	9/26/92
24	Walter Dunson vs Murray State	9/28/91

### Touchdowns Scored (4)

6	Dwone Hicks vs Louisiana Tech	10/7/00
4	Eugene Gross vs Louisiana-Monroe	11/12/05
4	Eugene Gross vs Florida Atlantic	10/15/05
4	Dwone Hicks vs UConn	11/17/01
4	Dwone Hicks vs UL-Monroe	9/22/01
4	Dwone Hicks vs Vanderbilt	8/30/01
4	Don Calloway vs Louisiana-Lafayette	11/15/00
4	Dwone Hicks vs South Florida	11/11/00
4	Dwone Hicks vs Connecticut	11/4/00
4	Joe Campbell vs Austin Peay	10/20/90
4	Kelverrick Green vs UT-Martin	11/9/96
4	Kippy Bayless vs Austin Peay	11/6/93
4	Marvin Collier vs Miss. Valley State	10/10/87
4	Walter Dunson vs Murray State	9/26/92
4	Walter Dunson vs Murray State	9/28/91


## SINGLE SEASON

### Points Scored

148	Dwone Hicks	2001
126	Dwone Hicks	2000
104	Kippy Bayless	1993
90	Kippy Bayless	1994

# Kicking Records

2006 SUN BELT CONFERENCE CHAMPIONS



Colby Smith, who made 30 field goals, is the career leader in extra point percentage.

## SINGLE GAME

### Extra Points/Kicking (8)

10	Brian Kelly vs Idaho	10/6/01	
10	Garth Petrilli vs Morehead State	11/14/92	
10	Garth Petrilli vs Murray State	9/26/92	
10	Keegan Ray vs UT-Martin	11/6/99	
8	Kelly Potter vs Morehead State	9/24/83	
8	Matt Crews vs UT-Martin	10/13/90	
8	Matt Crews vs Austin Peay	10/20/90	

### Consecutive Extra Pts. Made

100	Garth Petrilli	1992-93
-----	----------------	---------

### Points Scored by Kicking

17	Matt Crews vs Tenn. Tech	11/17/90	5-6 FG
15	Brian Kelly vs ULL	11/15/03	3-4 FG
15	Garth Petrilli vs TSU	10/3/93	4-5 FG
14	Brian Kelly vs ULM	11/14/02	3-3 FG
14	Brian Kelly vs MSU	9/16/00	3-3 FG
14	Garth Petrilli vs APSU	11/6/93	3-3 FG
14	Joe Lisle vs Georgia Southern	9/24/88	4-4 FG

### Most FGs Made (4)

5	Matt Crews vs Tenn. Tech	11/17/90	(5-6)
4	Garth Petrilli vs TSU	10/2/93	(4-5)
4	Joe Lisle vs Georgia So.	9/24/88	(4-4)

### Most FGs Attempted (4)

6	Matt Crews vs Tennessee Tech	11/17/90
5	Garth Petrilli vs Tennessee State	10/3/93
5	Keegan Ray vs Eastern Illinois	10/24/98
5	Kelly Potter vs Murray State	10/16/82
4	Brian Kelly vs Louisiana-Lafayette	11/15/03
4	Joe Lisle vs Austin Peay	10/22/88
4	Joe Lisle vs Georgia Southern	9/24/88
4	Kelly Potter vs Tennessee Tech	11/20/82
4	Michael Robinson vs Tenn. Tech	11/19/77

## SINGLE SEASON

### Points Scored by Kicking

89	Matt Crews	1990
----	------------	------

79	Garth Petrilli
77	Colby Smith
76	Brian Kelly
76	Garth Petrilli
74	Kelly Potter
72	Brian Kelly
71	Joe Lisle
68	Kelly Potter
66	Garth Petrilli

### PAT Kicks Made

50	Garth Petrilli (50-50)
45	Dick Martin (45-49)
44	Brian Kelly (44-46)
40	Garth Petrilli (40-42)
39	Brian Kelly (39-44)
39	Garth Petrilli (39-40)
38	Colby Smith (38-39)
38	Matt Crews (38-40)
37	Brian Kelly (37-40)
37	Garth Petrilli (37-38)

### PAT Kicks Attempted

50	Garth Petrilli (50-50)
49	Dick Martin (45-49)
46	Brian Kelly (44-46)
44	Brian Kelly (39-44)
42	Garth Petrilli (40-42)
40	Brian Kelly (37-40)
40	Matt Crews (38-40)
40	Garth Petrilli (39-40)
39	Colby Smith (38-39)
38	Garth Petrilli (37-38)

### PAT Kick Pct. (min. 19 att.)

100.0	Garth Petrilli (50-50)
100.0	Colby Smith (32-32)
100.0	Colby Smith (26-26)
100.0	Kelly Potter (26-26)
100.0	Michael Robinson (22-22)
100.0	Mike Robinson (19-19)
97.5	Garth Petrilli (39-40)
97.4	Colby Smith (38-39)
97.4	Garth Petrilli (37-38)
96.8	Brian Kelly (31-32)
96.8	Dick Martin (30-31)

### Field Goals Made

17	Matt Crews (17-24)	1990
15	Colby Smith (15-17)	2004
14	Joe Lisle (14-17)	1989
14	Kelly Potter (14-20)	1984
13	Brian Kelly (13-16)	2003
13	Kelly Potter (13-15)	1981
13	Garth Petrilli (13-16)	1993
13	Garth Petrilli (13-18)	1994
13	Keegan Ray (13-19)	1996
13	Joe Lisle (13-20)	1987
13	Kelly Potter (13-27)	1982

### Field Goals Attempted

27	Kelly Potter (13-27)	1982
24	Matt Crews (17-24)	1990
20	Kelly Potter (14-20)	1984
20	Joe Lisle (13-20)	1987
19	Keegan Ray (13-19)	1996
18	Garth Petrilli (13-18)	1994
17	Colby Smith (15-17)	2004
17	Joe Lisle (14-17)	1989

1994	17	Nares Choobua (6-17)	1969
2004	17	Kenny Nolan (11-17)	1971

### Field Goal Pct. (min. 7 att.)

1984	100.0	Gerald Robinson (7-7)	1979
2000	88.2	Colby Smith (15-17)	2004
1988	86.7	Kelly Potter (13-15)	1981
1983	84.6	Brian Kelly (11-13)	2000
1991	82.4	Joe Lisle (14-17)	1989
	81.2	Brian Kelly (13-16)	2003
	81.2	Garth Petrilli (13-16)	1993
1992	76.9	Brian Kelly (10-13)	2002
1985	75.0	Kelly Potter (12-16)	1983
2001	72.7	Mike Robinson (8-11)	1977

### Consecutive FGs Made

1991	8	Kelly Potter	1984
2006	7	Colby Smith	2004
1990	7	Brian Kelly	2003
2003	7	Brian Kelly	2002
1993	7	Gerald Robinson	1979
	6	Kelly Potter	1981
	5	Brian Kelly	2001
1992	5	Brian Kelly	2000
1985	5	Joe Lisle	1989
2001	5	Matt Crews	1990


### Longest FG Made (50)

2003	57	Kelly Potter vs Tennessee Tech	11/20/82
1990	54	Garth Petrilli vs Murray State	9/26/92
1991	54	M.A. Robinson vs Tennessee Tech	11/19/77
2006	52	Keegan Ray vs Tennessee State	9/6/97
1993	52	Kelly Potter vs Western Kentucky	11/5/83
	50	Garth Petrilli vs Murray State	9/25/93
	50	Keegan Ray vs Chattanooga	9/14/96
	50	Kelly Potter vs Morehead State	9/26/81
	50	Nares Choobua vs Austin Peay	10/25/69

## CAREER

### Points Scored by Kicking

280	Garth Petrilli (166 PAT)	1991-94
271	Brian Kelly (40 FG)	2000-03



Kelly Potter made a school record 52 field goals during his career.

# Kicking Records

2006 SJV BELT CONFERENCE CHAMPIONS



## Annual FG Leaders

Year	Player	PATs	FG
1955	George Haley	17	0-0
1956	Sidney Corban	7	0-0
1957	Bob Hallum	5-12	1-1
1958	Roy Hall	11-13	0-0
1959	Ralph Adams	24-25	0-0
1960	Nicky Lynch	6-7	0-0
1961	Tony Matussek	9-11	0-0
1962	Tony Matussek	9-15	2-2
1963	Charles Gupton	14-15	1-1
1964	Duane Brown	13-16	1-2
1965	Paul Barnett	29-31	1-1
1966	Paul Barnett	15-18	1-2
1967	Paul Barnett	20-23	0-0
1968	Kevin Tucker	9-9	0-0
1969	Nares Choobua	6-9	6-17
1970	Archie Arrington	18-19	5-14
1971	Kenny Nolan	18-18	11-17
1972	Kenny Nolan	19-20	6-12
1973	Archie Arrington	14-15	8-12
1974	Archie Arrington	17-18	8-10
1975	Michael Robinson	19-19	4-7
1976	Michael Robinson	22-22	4-6
1977	Michael Robinson	11-14	8-11
1978	Gerald Robinson	5-7	3-3
1979	Gerald Robinson	10-11	7-7
1980	Gerald Robinson	8-9	5-11
1981	Kelly Potter	15-15	13-15
1982	Kelly Potter	26-26	13-27
1983	Kelly Potter	32-34	12-16
1984	Kelly Potter	32-34	14-20
1985	Dick Martin	45-49	4-12
1986	Dick Martin	30-31	10-15
1987	Joe Lisle	23-25	13-20
1988	Joe Lisle	19-19	8-15
1989	Joe Lisle	29-30	14-17
1990	Matt Crews	38-40	17-24
1991	Garth Petrilli	39-40	9-15
1992	Garth Petrilli	50-50	3-11
1993	Garth Petrilli	37-38	13-16
1994	Garth Petrilli	40-42	13-18
1995	Rhett Kopp	23-25	6-9
1996	Keegan Ray	18-19	13-19
1997	Keegan Ray	33-36	8-14
1998	Keegan Ray	26-28	10-14
1999	Keegan Ray	32-36	4-10
2000	Brian Kelly	39-44	11-13
2001	Brian Kelly	44-46	6-9
2002	Brian Kelly	31-32	10-13
2003	Brian Kelly	37-40	13-16
2004	Colby Smith	32-32	15-17
2005	Colby Smith	26-26	7-16
2006	Colby Smith	38-39	8-13

261	Kelly Potter (52 FG)	1981-84
214	Keegan Ray (109 PAT, 14 FG)	1996-99
186	Colby Smith (30 FG)	2003-2006
176	Joe Lisle (35 FG)	1987-89
121	Archie Arrington (55 PAT)	1970, 72-74
117	Dick Martin (14 FG)	1985-86
110	Matt Crews (19 FG)	1988-90
101	M.A. Robinson (16 FG)	1974-77

### PAT Kicks Made

166	Garth Petrilli (166-170)	1991-94
151	Brian Kelly (151-162)	2000-03
109	Keegan Ray (109-119)	1996-99
105	Kelly Potter (105-109)	1981-84
96	Colby Smith (96-97)	2003-2006
75	Dick Martin (75-80)	1985-86
71	Joe Lisle (71-74)	1987-89
64	Paul Barnett (64-72)	1965-67
55	Archie Arrington (55-58)	1970, 72-74

53	Matt Crews (53-58)	1988-90
53	Michael Robinson (53-55)	1974-77

### PAT Kicks Attempted

170	Garth Petrilli (166-170)	1991-94
162	Brian Kelly (151-162)	2000-03
119	Keegan Ray (109-119)	1996-99
109	Kelly Potter (105-109)	1981-84
97	Colby Smith (96-97)	2003-2006
80	Dick Martin (75-80)	1985-86
74	Joe Lisle (71-74)	1987-89
72	Paul Barnett (64-72)	1965-67
58	Matt Crews (53-58)	1988-90
58	Archie Arrington (55-58)	1970, 72-74

### PAT Kick Pct (min. 27 att.)


98.9	Colby Smith (96-97)	2003-2006
97.6	Garth Petrilli (166-170)	1991-94
96.4	Michael Robinson (53-55)	1974-77
96.3	Kelly Potter (105-109)	1981-84
95.9	Joe Lisle (71-74)	1987-89
93.8	Dick Martin (75-80)	1985-86
93.2	Brian Kelly (151-162)	2000-03
93.1	Rhett Kopp (27-29)	1995-96
91.6	Keegan Ray (109-119)	1996-99
91.4	Matt Crews (53-58)	1988-90

### Field Goals Made

52	Kelly Potter (52-78)	1981-84
40	Brian Kelly (40-51)	2000-03
38	Garth Petrilli (38-60)	1991-94
35	Joe Lisle (35-52)	1987-89
35	Keegan Ray (35-57)	1996-99
30	Colby Smith (30-46)	2003-2006
22	Archie Arrington (22-40)	1970, 72-74
19	Matt Crews (19-31)	1988-90
17	Kenny Nolan (17-29)	1971-72
16	Michael Robinson (16-24)	1974-77
15	Gerald Robinson (15-21)	1978-80

### Field Goals Attempted

78	Kelly Potter (52-78)	1981-84
60	Garth Petrilli (38-60)	1991-94




Brian Kelly enjoyed a solid career as a Blue Raider with 40 field goals and 151 PATs.

57	Keegan Ray (35-57)	1996-99
52	Joe Lisle (35-52)	1987-89
51	Brian Kelly (40-51)	2000-03
46	Colby Smith (30-46)	2003-2006
40	Archie Arrington (22-40)	1970, 72-74
31	Matt Crews (19-31)	1988-90
29	Kenny Nolan (17-29)	1971-72
27	Dick Martin (14-27)	1985-86
24	Michael Robinson (16-24)	1974-77

### Field Goal Pct. (min. 21 att.)

78.4	Brian Kelly (40-51)	2000-03
71.4	Gerald Robinson (15-21)	1978-80
67.3	Joe Lisle (35-52)	1987-89
66.7	Kelly Potter (52-78)	1981-84
66.7	Michael Robinson (16-24)	1974-77
65.2	Colby Smith (30-46)	2003-2006
63.3	Garth Petrilli (38-60)	1991-94
61.4	Keegan Ray (35-57)	1996-99
61.3	Matt Crews (19-31)	1988-90
51.9	Dick Martin (14-27)	1985-86



Garth Petrilli connected on a 54-yard field goal in 1992, which is the second longest in history.



# Punt Return Records

2006 SUN BELT CONFERENCE CHAMPIONS

## SINGLE GAME

### Most Punt Returns (6)

8	Robert Alford vs Murray State	11/15/86
7	Hansford Johnson vs UL-Monroe	10/14/00
7	Steve Puryear vs Murray State	9/25/82
6	Bradley Robinson vs Vanderbilt	10/1/05
6	Demetric Mostiller vs Austin Peay	10/12/96
6	Don Griffin vs Austin Peay	10/23/82
6	Don Griffin vs Western Kentucky	11/6/82
6	Hansford Johnson vs UT Martin	11/6/99

### Most Punt Return Yds (84)

120	Hansford Johnson vs UT-Martin	11/6/99 (6)
102	Robert Alford vs Austin Peay	10/3/87 (4)
101	Hansford Johnson vs UL-Monroe	10/14/00 (7)
99	Orlando Crenshaw vs SEMO	10/26/91 (3)
97	Orlando Crenshaw vs Murray St.	11/10/90 (5)
95	Dennis Mimms vs Murray St.	9/26/92 (3)
92	Don Griffin vs WKU	11/6/82 (6)
87	Demetric Mostiller vs APSU	10/12/96 (6)
85	Sulecio Sanford vs UT-Chatt.	9/13/97 (1)
84	Orlando Crenshaw vs APSU	10/21/89 (3)
84	Robert Alford vs Youngstown St.	11/1/86 (3)

### Highest Avg. Gain per Return (3 returns)

33.0	Orlando Crenshaw vs SEMO	10/26/91
31.7	Dennis Mimms vs Murray State	9/26/92
28.0	Orlando Crenshaw vs Austin Peay	10/21/89
28.0	Robert Alford vs Youngstown St.	11/1/86
25.5	Robert Alford vs Austin Peay	10/3/87
20.0	Hansford Johnson vs UT-Martin	11/6/99
19.4	Orlando Crenshaw vs Murray State	11/10/90
15.3	Don Griffin vs Western Kentucky	11/6/82
14.4	Hansford Johnson vs UL-Monroe	10/14/00

### Longest Punt Return (70)

95	Jimbo Pearson vs Morehead St.	10/22/60 (TD)
94	Jim Harvey vs Western Kentucky	9/29/62 (TD)
87	Orlando Crenshaw vs SEMO	10/26/91 (TD)
85	Sulecio Sanford vs UT-Chatt.	9/13/97 (TD)
83	Dennis Mimms vs Northern Illinois	10/3/92 (TD)
80	Robert Alford vs Youngstown St.	11/1/86
78	Orlando Crenshaw vs APSU	10/22/88 (TD)
77	Robert Alford vs Austin Peay	10/3/87 (TD)
75	Kerry Wright vs Akron	9/11/04 (TD)
75	Orlando Crenshaw vs Murray St.	11/10/90 (TD)

## SINGLE SEASON

### Punt Return Yards

390	Robert Alford (30-390)	1986
367	Dennis Mimms (28-367)	1992
342	Orlando Crenshaw (41-342)	1990
308	Orlando Crenshaw (33-308)	1989
272	Hansford Johnson (21-272)	1999
228	Hansford Johnson (22-228)	2000
222	Don Griffin (20-222)	1982
219	Raymond Bonner (31-219)	1971
212	Steve Edging (20-212)	1966
208	Orlando Crenshaw (24-208)	1991

### Punt Returns

41	Orlando Crenshaw (41-342)	1990
33	Orlando Crenshaw (33-308)	1989
31	Raymond Bonner (31-150)	1972
31	Raymond Bonner (31-219)	1971
30	Robert Alford (30-390)	1986
28	Dennis Mimms (28-367)	1992
28	Taylor Edwards (28-125)	1969

26	Sidney Pigg (26-183)	1981
26	Don Griffin (26-160)	1984
26	Demetric Mostiller (26-159)	1995

### Punt Return TDs

2	Raymond Bonner	1971
---	----------------	------

### Avg. Yds/Return (min. 5 att.)

17.17	Robert Alford (6-103)	1984
16.80	Sulecio Sanford (5-84)	1997
13.11	Dennis Mimms (28-367)	1992
13.00	Robert Alford (30-390)	1986
12.95	Hansford Johnson (21-272)	1999
11.40	Brigham Lyons (5-57)	1995
11.10	Don Griffin (20-222)	1982
10.76	Kerry Wright (17-183)	2004
10.50	Robert Alford (10-105)	1987
10.36	Hansford Johnson (22-228)	2000



Dennis Mimms led the Blue Raiders in punt returns for three straight years (1992 to 1994).

## CAREER

### Punt Return Yards

1036	Orlando Crenshaw (121-1036)	1988-91
683	Don Griffin (88-683)	1982-85
637	Dennis Mimms (68-637)	1991-94
598	Robert Alford (46-598)	1984-87
548	Hansford Johnson (57-548)	1998-01
374	Raymond Bonner (63-374)	1969, 71-72
355	Demetric Mostiller (47-355)	1993-96
328	Kerry Wright (29-328)	2001-04
263	Steve Edging (28-263)	1965-66
258	Jimbo Pearson (21-258)	1960-61, 63-64

### Punt Returns

121	Orlando Crenshaw (121-1036)	1988-91
88	Don Griffin (88-683)	1982-85
68	Dennis Mimms (68-637)	1991-94
63	Raymond Bonner (63-374)	1969, 71-72
57	Hansford Johnson (57-548)	1998-01
49	Sonny Anderson (49-252)	1972-75
47	Demetric Mostiller (47-355)	1993-96

46	Robert Alford (46-598)	1984-87
40	Taylor Edwards (40-188)	1967-70
31	Sidney Pigg (31-206)	1981-82

### Punt Return TDs

4	Orlando Crenshaw	1988-91
2	Chuck Swafford	1986-89
2	Gene Windham	1957-59
2	Raymond Bonner	1969, 71-72
2	Mike Caldwell	1989-92

### Avg. Yds/Return (min. 20 att.)

13.00	Robert Alford (46-598)	1984-87
11.31	Kerry Wright (29-328)	2001-04
10.14	Sulecio Sanford (22-223)	1997-98
9.61	Hansford Johnson (57-548)	1998-01
9.37	Dennis Mimms (68-637)	1991-94
8.56	Orlando Crenshaw (121-1036)	1988-91
7.76	Don Griffin (88-683)	1982-85
7.55	Demetric Mostiller (47-355)	1993-96
6.65	Sidney Pigg (31-206)	1981-82


## Annual Leaders

Year	Player	Ret.	Yards	Avg.	TD
1960	Jimbo Pearson	2	104	52.0	1
1961	Jimbo Pearson	6	59	9.8	0
1962	Jackie Pope	7	109	15.8	0
1963	Jimbo Pearson	4	31	7.8	0
1964	Larry Whaley	10	124	12.4	0
1965	Bob Hlodan	9	97	10.7	0
1966	Steve Edging	20	212	10.6	1
1967	Jamie Jamison	17	135	7.9	0
1968	Taylor Edwards	12	63	5.3	0
1969	Taylor Edwards	28	125	4.5	0
1970	Ray Oldham	23	159	6.9	0
1971	Raymond Bonner	31	219	7.1	2
1972	Raymond Bonner	31	150	4.8	0
1973	Sonny Anderson	20	106	5.3	0
1974	Sonny Anderson	20	64	3.2	0
1975	Tommy Beaver	20	115	5.7	0
1976	John Dukes	13	97	7.5	0
1977	Johnny Carver	14	82	5.9	0
1978	Kevin Dove	8	80	10.0	0
1979	Allen Curtis	11	58	5.3	0
1980	James Griffin	6	42	7.0	0
1981	Sidney Pigg	26	183	7.0	0
1982	Don Griffin	20	222	11.1	0
1983	Don Griffin	20	112	5.6	0
1984	Don Griffin	26	160	6.2	0
1985	Don Griffin	22	189	8.6	1
1986	Robert Alford	30	*390	13.0	0
1987	Tommy Barnes	17	110	6.5	0
1988	Orlando Crenshaw	23	178	7.7	1
1989	Orlando Crenshaw	33	308	9.3	1
1990	Orlando Crenshaw	41	342	8.3	1
1991	Orlando Crenshaw	24	208	8.7	1
1992	Dennis Mimms	28	367	13.1	1
1993	Dennis Mimms	15	80	5.3	0
1994	Dennis Mimms	23	152	6.6	0
1995	Demetric Mostiller	26	159	6.1	0
1996	Demetric Mostiller	21	196	9.3	0
1997	Sulecio Sanford	5	84	16.8	1
1998	Sulecio Sanford	17	139	8.2	0
1999	Hansford Johnson	21	272	13.0	0
2000	Hansford Johnson	22	228	10.4	0
2001	Hansford Johnson	14	48	3.4	0
2002	David Youell	17	86	5.1	0
2003	Kerry Wright	12	91	7.6	0
2004	Kerry Wright	17	183	10.8	1
2005	Bradley Robinson	18	165	9.2	0
2006	Desmond Gee	12	119	9.9	0



# Kickoff Return Records

2006 S J N BELT CONFERENCE CHAMPIONS



Damon Nickson set a school record with 187 return yards against Louisville in 2006.

93 Robert Alford vs Lenoir-Rhyne

9/7/85 (TD)

43	Walter Dunson (43-1068)	1990-92
42	Robert Alford (42-1067)	1984-87
34	Jamison Palmer (34-689)	1999-01
32	Demetric Mostiller (32-814)	1993-96
31	Dwaine Copeland (31-618)	1973-74
30	Cory Simpson (30-643)	1992-94
29	Taylor Edwards (29-645)	1967-70
28	Cleannord Saintil (28-599)	2004-05

## SINGLE SEASON

### Kick Return Yards

744	Demetric Mostiller (28-744)	1996
608	Walter Dunson (25-608)	1991
605	Damon Nickson (21-605)	2006
572	Jamison Palmer (29-572)	1999
541	Brigham Lyons (26-541)	1995
533	Brigham Lyons (21-533)	1994
525	Reuben Justice (18-525)	1969
513	Orlando Crenshaw (24-513)	1989
467	Eugene Gross (26-467)	2003
458	Robert Alford (18-458)	1986

### Kick Return TDs

2	Damon Nickson	2004-Present
2	Buck Rolman	1955-58
2	Reuben Justice	1969-71
2	Walter Dunson	1990-92

### Avg. Yds/Return (min. 20 att.)

28.80	Damon Nickson (21-605)	2004-Present
25.44	Demetric Mostiller (32-814)	1993-96
25.40	Robert Alford (42-1067)	1984-87
24.84	Walter Dunson (43-1068)	1990-92
24.41	Gerald Anderson (22-537)	1984-87
22.90	Sulecio Sanford (21-481)	1997-98
22.23	Brigham Lyons (53-1178)	1992-95
21.43	Cory Simpson (30-643)	1992-94

### Kick Returns

29	Jamison Palmer (29-572)	1999
28	Demetric Mostiller (28-744)	1996
26	Eugene Gross (26-467)	2003
26	Brigham Lyons (26-541)	1995
25	Walter Dunson (25-608)	1991
24	Orlando Crenshaw (24-513)	1989
21	Damon Nickson (21-605)	2006
21	Brigham Lyons (21-533)	1994
19	Dwaine Copeland (19-398)	1974
18	Robert Alford (18-458)	1986
18	Taylor Edwards (18-394)	1968
18	Tommy Beaver (18-386)	1975

### Kick Return TDs

2	Damon Nickson	2006
2	Reuben Justice	1969
1	Kerry Wright	2001
1	Jamison Palmer	2001
1	Robert Alford	1985
1	Sulecio Sanford	1998
1	Buck Rolman	1957
1	Buck Rolman	1958
1	Taylor Edwards	1970
1	Joe Pelt	1971
1	Walter Dunson	1990
1	Walter Dunson	1991

### Avg. Yds/Return (min. 5 att.)

29.92	Robert Alford (13-389)	1985
28.80	Damon Nickson (21-605)	2006
28.25	Dennis Mimms (8-226)	1993
27.62	Gerald Anderson (8-221)	1984
26.57	Demetric Mostiller (28-744)	1996
25.71	Walter Dunson (14-360)	1990
25.67	Sulecio Sanford (15-385)	1998
25.44	Robert Alford (18-458)	1986
25.38	Brigham Lyons (21-533)	1994
24.88	Kerry Wright (16-398)	2001

## CAREER

### Kick Return Yards

1178	Brigham Lyons (53-1178)	1992-95
1068	Walter Dunson (43-1068)	1990-92
1067	Robert Alford (42-1067)	1984-87
1042	Orlando Crenshaw (53-1042)	1988-91
814	Demetric Mostiller (32-814)	1993-96
715	Reuben Justice (26-715)	1969-71
689	Jamison Palmer (34-689)	1999-01
645	Taylor Edwards (29-645)	1967-70
643	Cory Simpson (30-643)	1992-94
618	Dwaine Copeland (31-618)	1973-74

### Kick Returns

53	Orlando Crenshaw (53-1042)	1988-91
53	Brigham Lyons (53-1178)	1992-95

## SINGLE GAME

### Most Kick Returns (6)

7	Alan Curtis vs Eastern Kentucky	10/6/79
7	Butch Hamby vs East Tennessee	11/10/79
7	Steve Puryear vs Morehead State	9/25/82
7	Walter Dunson vs Florida State	10/19/91
7	Walter Dunson vs Florida State	10/19/91
6	Damon Nickson vs Louisville	10/6/06
6	Eugene Gross vs Clemson	9/13/03
6	Brigham Lyons vs Texas A&M	11/18/95

### Most Kick Return Yds (115)

187	Damon Nickson vs Louisville	10/6/06
166	Demetric Mostiller vs J'ville St.	10/5/96
161	Robert Alford vs Lenoir-Rhyne	9/7/85
137	ReShard Lee vs Alabama	8/31/02
136	Brigham Lyons vs Texas A&M	11/18/95
136	Muhammad Rashada vs Miss. St.	10/28/00
133	Cleannord Saintil vs FIU	12/3/05
128	Walter Dunson vs Florida State	10/19/91
122	Eugene Gross vs Clemson	9/13/03
120	Demetric Mostiller vs Murray State	9/28/96
120	Walter Dunson vs Western Carolina	10/5/91

### Highest Avg. Gain per Return (3 returns)

53.7	Robert Alford vs Lenoir-Rhyne	9/7/85
41.5	Demetric Mostiller vs J'ville St.	10/5/96
40.0	Walter Dunson vs Florida State	10/19/91
36.7	Kerry Wright vs UConn	11/17/01
36.0	Cory Simpson vs Hawaii	9/4/93
34.3	ReShard Lee vs Alabama (4)	8/31/02
33.3	Cleannord Saintil vs FIU (4)	12/3/05
31.1	Damon Nickson vs Louisville (6)	10/6/06
31.0	Muhammad Rashada vs So. Florida	11/11/00
30.0	Demetric Mostiller vs Murray State	9/28/96

### Longest Kick Return (90)


99	Joe Pelt vs Morehead State	9/25/71 (TD)
99	Sulecio Sanford vs Illinois	9/12/98 (TD)
97	Reuben Justice vs Morehead St.	9/27/69 (TD)
95	Buck Rolman vs UT-Chatt.	10/19/57 (TD)
94	Damon Nickson vs Florida Atlantic	11/4/06 (TD)

## Annual Leaders

Year	Player	Ret.	Yards	Avg.	TD
1960	Jimbo Pearson	4	121	30.3	0
1961	Jimbo Pearson	10	168	16.8	0
1962	Jackie Pope	7	139	19.6	0
1963	Jimbo Pearson	5	112	22.4	0
1964	Bob Hlodan	9	204	22.7	0
1965	Bob Hlodan	9	209	23.2	0
1966	Gene Carney	9	160	17.8	0
1967	Jamie Jamison	9	184	20.4	0
1968	Taylor Edwards	18	394	21.9	0
1969	Reuben Justice	18	525	29.2	2
1970	Taylor Edwards	7	172	24.6	1
1971	Reuben Justice	8	190	23.8	0
1972	Tommy Latimer	12	279	23.3	0
1973	Dwaine Copeland	12	220	18.3	0
1974	Dwaine Copeland	19	398	20.9	0
1975	Tommy Beaver	18	386	21.4	0
1976	John Dukes	14	255	18.2	0
1977	Lonnie Adams	9	188	20.9	0
1978	Gerard Bradley	17	351	20.6	0
1979	Allen Curtis	18	322	17.9	0
1980	Sammy Bryant	13	268	20.6	0
1981	Sidney Pigg	12	243	20.3	0
1982	Don Griffin	5	97	19.4	0
1983	Vince Hall	11	239	21.7	0
1984	Gerald Anderson	8	221	27.6	0
1985	Robert Alford	13	389	29.9	1
1986	Robert Alford	18	458	25.4	0
1987	Gerald Anderson	11	241	21.9	0
1988	Orlando Crenshaw	18	312	17.3	0
1989	Orlando Crenshaw	24	513	21.4	0
1990	Walter Dunson	14	360	25.7	1
1991	Walter Dunson	25	608	24.3	1
1992	Cory Simpson	13	270	20.8	0
1993	Cory Simpson	13	313	24.1	0
1994	Brigham Lyons	21	533	25.4	0
1995	Brigham Lyons	26	541	20.8	0
1996	Demetric Mostiller	28	744	26.6	0
1997	Kelverrick Green	14	332	23.7	0
1998	Sulecio Sanford	15	385	25.7	1
1999	Jamison Palmer	29	572	19.7	0
2000	Wardell Alsup	15	292	19.5	0
2001	Kerry Wright	16	398	24.9	1
2002	ReShard Lee	12	252	21.0	0
2003	Eugene Gross	26	467	18.0	0
2004	Cleannord Saintil	11	220	20.0	0
2005	Cleannord Saintil	17	379	22.3	0
2006	Damon Nickson	21	605	28.8	2

# All-Purpose Records

2006 SUN BELT CONFERENCE CHAMPIONS



Demetric Mostiller set a single-season record with 1,814 all-purpose yards in 1996.

- 245 Ricky Martin vs Murray State 11/10/90
- 244 Don Calloway vs UL-Lafayette 11/15/00
- 244 Walter Dunson vs UT-Martin 11/7/92

## All-Purpose Attempts (36)

- 44 Torin Kirtsey vs Tennessee State 9/5/98
- 43 Joe Campbell vs Sam Houston St. 11/30/91
- 41 Brigham Lyons vs Tennessee St. 9/2/95
- 40 Kippy Bayless vs Tennessee Tech 11/19/94
- 40 Mike Moore vs Austin Peay 10/29/77
- 37 Dwone Hicks vs Vanderbilt 8/30/01
- 37 Kippy Bayless vs Southeast Missouri 10/22/94
- 37 Lebrian McGill vs Jacksonville St. 10/5/96
- 36 Joe Campbell vs Western Kentucky 9/22/90
- 36 Kelverrick Green vs Tennessee Tech 11/23/96

## SINGLE SEASON

### All-Purpose Yards

1814	Demetric Mostiller	1996
1681	Brigham Lyons	1995
1645	Kippy Bayless	1994
1534	Vince Hall	1984
1501	Kerry Wright	2003
1472	Kippy Bayless	1993
1458	Dwone Hicks	2000
1391	Joe Campbell	1991
1373	Dwone Hicks	2001
1365	Joe Campbell	1990

### All-Purpose Yds/G (min. 5 games)

164.9	Demetric Mostiller (11 games)	1996
152.8	Brigham Lyons (11 games)	1995
151.2	Vince Hall (9 games)	1983
149.5	Kippy Bayless (11 games)	1994
143.4	Walter Dunson (8 games)	1992
142.1	Torin Kirtsey (8 games)	1998
139.5	Vince Hall (11 games)	1984
136.5	Joe Campbell (10 games)	1990
133.8	Kippy Bayless (11 games)	1993
132.5	Dwone Hicks (11 games)	2000

## SINGLE GAME

### All-Purpose Yds (230)

333	Torin Kirtsey vs Tennessee State	9/5/98
311	Dwone Hicks vs Louisiana Tech	10/7/00
300	Walter Dunson vs Tennessee State	9/5/92
291	Demetric Mostiller vs UT-Martin	11/4/95
272	Kelverrick Green vs UT-Martin	11/7/98
259	Demetric Mostiller vs Austin Peay	10/12/96
251	Robert Alford vs Tennessee State	9/5/97
250	Vince Hall vs Morehead St.	9/22/84

## SINGLE SEASON

Player	Rush	Rec.	KR	PR	Tot. Yds	Year
1. Demetric Mostiller	6	868	744	196	1,814	1996
2. Brigham Lyons	876	207	541	57	1,681	1995
3. Kippy Bayless	1,346	299	0	0	1,645	1994
4. Vince Hall	1,439	103	-8	0	1,534	1984
5. Kerry Wright	0	1,280	130	91	1,501	2003
6. Kippy Bayless	1,214	228	30	0	1,472	1993
7. Dwone Hicks	1,277	181	0	0	1,458	2000
8. Joe Campbell	1,121	270	0	0	1,391	1991
9. Dwone Hicks	1,143	230	0	0	1,373	2001
10. Joe Campbell	1,136	229	0	0	1,365	1990
11. Vince Hall	949	173	239	0	1,361	1983
12. Jamison Palmer	548	231	572	0	1,351	1999
13. Dwaine Copeland	858	81	398	0	1,337	1974
14. Gerald Anderson	980	962	241	0	1,317	1987

## CAREER LEADERS

Player	Rush	Rec.	KR	PR	Tot. Yds	Years
1. Joe Campbell	3,823	693	35	0	4,551	1988-91
2. Dwone Hicks	3,613	679	15	0	4,307	1999-02
3. Eugene Gross	2,753	809	467	0	4,029	2003-2006
4. Kippy Bayless	3,286	708	34	0	4,028	1991-94
5. Mike Moore	3,678	178	60	0	3,916	1974-77
6. Brigham Lyons	2,250	340	1,178	63	3,831	1992-95
7. Vince Hall	3,075	482	238	1	3,796	1981-84
8. Kerry Wright	160	2,589	544	328	3,621	2001-04
9. Gerald Anderson	2,862	200	537	0	3,599	1984-87
10. Demetric Mostiller	6	2,205	814	355	3,380	1993-96
11. Bob Hlodan	1,343	931	537	116	2,927	1964-66
12. Lebrian McGill	2,122	311	471	0	2,904	1994-97
13. Walter Dunson	1,706	127	1,068	0	2,901	1990-92
14. Robert Alford	108	1,013	1,170	495	2,786	1984-87
15. Kelverrick Green	2,150	218	389	0	2,757	1996-99
16. Reuben Justice	1,688	238	715	0	2,641	1969-72

## Annual Leaders

Year	Player	Rush	Rec	KR	PR	Tot.
2006	Eugene Gross	882	127	0	0	1009
2005	Cleannord Saintil	0	884	379	3	1266
2004	Kerry Wright	13	1048	0	183	1244
2003	Kerry Wright	0	1280	130	91	1501
2002	Dwone Hicks	1011	250	0	0	1261
2001	Dwone Hicks	1143	230	0	0	1373
2000	Dwone Hicks	1277	181	0	0	1458
1999	Jamison Palmer	548	231	572	0	1351
1998	Sulecio Sanford	51	674	385	139	1249
1997	Lebrian McGill	653	125	322	0	1100
1996	Demetric Mostiller	6	868	744	196	1814
1995	Brigham Lyons	876	207	541	57	1681
1994	Kippy Bayless	1346	299	0	0	1645
1993	Kippy Bayless	1214	228	30	0	1472
1992	Walter Dunson	964	83	100	0	1147
1991	Joe Campbell	1121	270	0	0	1391
1990	Joe Campbell	1136	229	0	0	1365
1989	Joe Campbell	940	81	0	0	1021
1988	Joe Campbell	626	113	35	0	774
1987	Gerald Anderson	980	96	241	0	1317
1986	Robert Alford	78	194	458	390	1120
1985	Gerald Anderson	1062	13	24	0	1099
1984	Vince Hall	1439	103	-8	0	1534
1983	Vince Hall	949	173	239	0	1361
1982	Vince Hall	614	188	0	0	821
1981	Sammy Bryant	523	162	0	0	685
1980	Sammy Bryant	635	244	268	4	1151
1979	Paul Carter	479	100	0	0	579
1978	Robbie Rogers	393	159	107	0	659
1977	Mike Moore	1015	111	0	0	1126
1976	Mike Moore	1188	26	0	0	1214
1975	Mike Moore	1247	29	13	0	1289
1974	Dwaine Copeland	858	81	398	0	1337
1973	Dwaine Copeland	374	0	220	0	594
1972	Joe Pelt	513	122	147	0	782
1971	Reuben Justice	435	143	190	0	768
1970	Reuben Justice	878	17	0	0	895
1969	Reuben Justice	375	78	525	0	978
1968	Taylor Edwards	377	273	384	63	1097
1967	Jamie Jamison	0	382	184	135	701
1966	Bob Hlodan	364	462	124	0	950
1965	Bob Hlodan	422	308	209	97	1036
1964	Bob Hlodan	557	161	204	19	941
1963	Jimbo Pearson	136	219	112	31	498
1962	Jackie Pope	219	281	139	109	748
1961	George Dykes	0	647	0	0	647
1960	Larry Puryear	500	0	0	0	500

## CAREER

### All-Purpose Yards

4551	Joe Campbell	1988-91
4307	Dwone Hicks	1999-2002
4029	Eugene Gross	2003-2006
4028	Kippy Bayless	1991-94
3916	Mike Moore	1974-77
3831	Brigham Lyons	1992-95
3796	Vince Hall	1981-84
3621	Kerry Wright	2001-04
3599	Gerald Anderson	1984-87
3380	Demetric Mostiller	1993-96

### All-Purpose Yds/G (min. 8 games)

142.1	Torin Kirtsey (8 games)	1998
116.2	Jamison Palmer (12 games)	1999-00
108.5	Vince Hall (35 games)	1981-84
105.8	Joe Campbell (43 games)	1988-91
105.0	Dwone Hicks (41 games)	1999-2002
100.0	Walter Dunson (29 games)	1990-92
96.6	Sulecio Sanford (19 games)	1997-98
93.4	Brigham Lyons (41 games)	1992-95
91.5	Kippy Bayless (44 games)	1991-94
91.4	Demetric Mostiller (37 games)	1993-96

# Punting Records

2006 SJN BELT CONFERENCE CHAMPIONS

## SINGLE GAME

### Most Punts (10)

13	Mike Shawen vs UT-Martin	9/18/71
13	Ron Taylor vs Eastern Kentucky	10/8/69
12	Brandon Thomas vs Eastern Kentucky	10/14/95
12	M.A. Robinson vs Western Kentucky	11/8/75
11	Glen Heath vs Murray State	10/18/80
11	Jim Merryman vs Western Kentucky	11/6/82
11	Mike Shawen vs UT-Martin	11/15/73
11	Mike Shawen vs Ball State	11/4/72
11	Mike Shawen vs Western Kentucky	11/9/74
11	Ron Taylor vs Western Kentucky	11/7/70

### Most Yards Punting (414)

553	Mike Shawen vs UT-Martin	9/18/71	(42.5)
478	Ron Taylor vs Morehead St.	10/8/69	(36.8)
476	Brandon Thomas vs EKU	10/14/95	(39.6)
466	Mike Shawen vs UT-Martin	11/15/73	(42.3)
445	Mike Shawen vs Ball State	11/4/72	(40.5)
443	Mike Shawen vs WKU	11/7/70	(40.3)
441	Mike Shawen vs WKU	11/9/74	(40.1)
435	M.A. Robinson vs WKU	11/8/75	(36.2)
435	Randy Saunders vs WKU	11/6/76	(43.5)
414	Brandon Thomas vs Texas A&M	11/18/95	(41.4)

### Avg. Yards/Punt (3 punts)

56.5	Robert Billings vs NMSU	11/2/02	4-226
54.0	Mike Shawen vs Ball State	11/2/74	4-216
50.7	Robert Billings vs Idaho	10/6/01	3-152
50.6	Mike Shawen vs WKU	11/3/73	5-253
48.0	Colby Smith vs FIU	12/3/05	4-192
48.0	Colby Smith vs ULL	9/25/04	4-192
48.0	Mike Shawen vs TSU	9/7/74	
47.2	Robert Billings vs Kentucky	9/21/02	4-189
47.0	Colby Smith vs ULL	10/22/05	6-282
47.0	Robert Billings vs NMSU	10/27/01	5-235

### Longest Punt (64)

80	Sid Corban vs Vanderbilt	10/27/56
79	Colby Smith vs Florida International	8/31/06
78	Bobby Young vs Murray State	1952
71	Randy Saunders vs Eastern Kentucky	10/9/76
70	Chuck Daniel vs Murray State	11/11/89
70	Mike Shawen vs Western Kentucky	11/3/73
69	Mark Morrison vs Georgia Southern	11/10/84
68	Robert Billings vs NMSU	11/2/02
64	Chuck Daniel vs Youngstown St.	10/31/87
64	Chuck Daniel vs Tennessee St.	9/3/88
64	Glen Heath vs Eastern Kentucky	10/11/80
64	Mark Morrison vs Tennessee Tech	11/19/83

## SINGLE SEASON

### Punt Yards

3076	Mike Shawen (73-3076)	1973
3060	Randy Saunders (79-3060)	1978
2904	Ron Taylor (77-2904)	1970
2850	Jimmy Merryman (82-2850)	1981
2847	Mike Shawen (74-2847)	1971
2835	Ron Taylor (75-2835)	1969
2830	Colby Smith (69-2830)	2006
2720	Mike Shawen (62-2720)	1974
2631	Ron Taylor (64-2631)	1968
2629	Brandon Thomas (64-2629)	1995


### Punt Attempts

82	Jimmy Merryman (82-2850)	1981
79	Randy Saunders (79-3060)	1978
77	Ron Taylor (77-2904)	1970

75	Ron Taylor (75-2835)	1969
74	Mike Shawen (74-2847)	1971
73	Mike Shawen (73-3076)	1973
72	M.A. Robinson (72-2542)	1975
69	Colby Smith (69-2830)	2006
68	Jimmy Merryman (68-2466)	1982
64	Brandon Thomas (64-2629)	1995
64	Ron Taylor (64-2631)	1968

### Avg. Yds/Punt (min. 22 att.)

43.90	Mike Shawen (62-2720)	1974
42.60	Robert Billings (61-2599)	2002
42.56	Keegan Ray (52-2213)	1999
42.31	Robert Billings (35-1481)	2001
42.22	Mark Morrison (58-2449)	1986
42.10	Colby Smith (59-2484)	2005
42.09	Robert Billings (61-2568)	2003
41.08	Brandon Thomas (64-2629)	1995
41.01	Colby Smith (69-2830)	2006
40.86	Brandon Thomas (42-1716)	1997



Jim Merryman punted for the Blue Raiders in 1981 and 1982.

## CAREER

### Punt Yards

10947	Mike Shawen (267-10947)	1971-74
8728	Chuck Daniel (221-8728)	1987-90
8599	Robert Billings (209-8599)	2000-03
8370	Ron Taylor (216-8370)	1968-70
8356	Mark Morrison (209-8356)	1983-86
7859	Colby Smith (192-7859)	2003-2006
7209	Randy Saunders (183-7209)	1975-78
6915	Billy Walker (191-6915)	1964-67
6424	Brandon Thomas (160-6424)	1994-97
5316	Jimmy Merryman (150-5316)	1981-82

### Punt Attempts

267	Mike Shawen (267-10947)	1971-74
221	Chuck Daniel (221-8728)	1987-90
216	Ron Taylor (216-8370)	1968-70
209	Robert Billings (209-8599)	2000-03
209	Mark Morrison (209-8356)	1983-86
192	Colby Smith (192-7859)	2003-2006

Annual Leaders				
Year	Player	No.	Yards	Avg.
1960	Jerry Pearson	20	716	35.8
1961	Frank Halliburton	33	1282	38.8
1962	Bob Kerr	36	1249	34.7
1963	Frank Halliburton	50	1737	34.7
1964	Billy Walker	55	1803	32.8
1965	Billy Walker	50	1846	36.9
1966	Billy Walker	53	1942	36.6
1967	Billy Walker	33	1324	40.1
1968	Ron Taylor	64	2631	41.1
1969	Ron Taylor	75	2835	37.8
1970	Ron Taylor	77	2904	37.8
1971	Mike Shawen	74	2847	38.5
1972	Mike Shawen	58	2304	39.7
1973	Mike Shawen	73	3076	42.1
1974	Mike Shawen	62	2720	43.9
1975	M.A. Robinson	72	2542	35.3
1976	Randy Saunders	43	1722	40.0
1977	Randy Saunders	53	2154	40.6
1978	Randy Saunders	79	3060	39.4
1979	Bill Ming	61	2182	35.8
1980	Glenn Heath	62	2260	36.5
1981	Jim Merryman	82	2850	34.8
1982	Jim Merryman	68	2466	37.1
1983	Mark Morrison	52	1914	36.8
1984	Mark Morrison	55	2236	40.7
1985	Mark Morrison	44	1757	39.9
1986	Mark Morrison	58	2449	42.2
1987	Chuck Daniel	59	2353	39.9
1988	Chuck Daniel	58	2232	38.5
1989	Chuck Daniel	61	2413	39.6
1990	Chuck Daniel	43	1730	40.2
1991	Joel Alsobrook	37	1431	38.7
1992	Joel Alsobrook	43	1580	36.7
1993	Garth Petrilli	45	1728	38.4
1994	Brandon Thomas	32	1298	40.6
1995	Brandon Thomas	64	2629	41.1
1996	Jeff Thomas	18	673	37.4
1997	Brandon Thomas	42	1716	40.9
1998	David Lill	34	1269	37.3
1999	Keegan Ray	52	2213	42.6
2000	Robert Billings	52	1951	37.5
2001	Robert Billings	35	1481	42.3
2002	Robert Billings	61	2599	42.6
2003	Robert Billings	61	2568	42.1
2004	Colby Smith	55	2197	39.9
2005	Colby Smith	59	2484	42.1
2006	Colby Smith	69	2830	41.0

### Avg. Yds/Punt (min. 80 att.)

41.14	Robert Billings (209-8599)	2000-03
41.00	Mike Shawen (267-10947)	1971-74
40.93	Colby Smith (192-7859)	2003-2006
40.15	Brandon Thomas (160-6424)	1994-97
39.98	Mark Morrison (209-8356)	1983-86
39.63	Randy Saunders (175-6936)	1976-78
39.49	Chuck Daniel (221-8728)	1987-90
38.75	Ron Taylor (216-8370)	1968-70
37.64	Joel Alsobrook (80-3011)	1991-92
36.37	Frank Halliburton (83-3019)	1960-61, 63



# Defensive Records

2006 SUN BELT CONFERENCE CHAMPIONS

## SINGLE GAME

### Most Interceptions

4	Damon Nickson vs Louisiana-Lafayette	10/28/06
3	Don Griffin vs Akron	11/16/85
3	Ken Coffee vs Austin Peay	10/25/69
3	Mike Matheny vs Pensacola Navy	9/16/67

### Most INT Return Yds (80)

105	Jimmy Saunders vs Tenn. Tech	11/18/78
100	Ray Oldham vs UT-Chattanooga	10/3/70
99	Ray Neal vs Muskingum	12/12/64
89	Michael Woods vs NMSU	10/11/03
88	Bradley Robinson vs Arkansas State	11/11/06 (TD)
81	John Diefenback vs UT-Chatt.	10/2/76

### Longest INT Return (60)

100	Ray Oldham vs UT-Chatt.	10/3/70 (TD)
99	Ray Neal vs Muskingum	12/12/64 (TD)
89	Michael Woods vs NMSU	10/11/03 (TD)
88	Bradley Robinson vs Arkansas State	11/11/06 (TD)
81	John Diefenback vs UT-Chattanooga	10/2/76 (TD)
71	Kareem Bland vs Connecticut	11/4/00 (TD)
67	Lannie Martin vs Tennessee State	9/3/77 (TD)
65	Delvin Pikes vs UAB	11/14/98
65	Jykine Bradley vs East Tennessee	11/29/99
61	Kareem Bland vs UT-Martin	11/6/99
60	Charlie Walker vs UT-Martin	11/6/99

### Most Fumble Returns (2)

2	Deandre James vs EIU	11/16/96
2	Jeremy McMurryn vs Jacksonville State	10/5/96
2	Rick Holliday vs Murray State	9/24/94
2	Vince Akridge vs Tennessee State	9/2/95

### Most Fumble Return Yds

98	Jeff Dunner vs Jacksonville State	10/5/96
80	Kareem Bland vs Louisiana Tech	10/16/99
80	Montrell Toney vs SEMO	10/24/92

### Most Tackles (20)

24	Chris Keen vs Western Kentucky	11/8/75
23	Robbie Ridings vs Murray State	10/17/91
22	Andra Bullock vs Western Kentucky	11/5/77
22	Jimmy Roberto vs Murray State	10/17/81
21	Chris Keen vs Morehead St.	9/27/75
21	Scotty Brown vs SEMO	10/31/98
20	Darrell Love vs Eastern Illinois	11/16/96
20	John Csir vs Morehead State	9/27/75
20	Nathaniel Claybrooks vs Marshall	11/26/94
20	Scott Boykin vs Eastern Kentucky	9/21/91

### Most QB Sacks (3)


3	Anthony Hicks vs UT-Martin	11/9/96
2.5	Erik Walden vs Troy	11/25/06
2.5	Kenny McDaniel vs Akron	11/16/85
2	Numerous Players	

### Tackles for Loss

5	J.K. Sabb vs North Texas	9/10/05
4	Keith Pauldo vs Eastern Kentucky	11/15/97
4	Anthony Hicks vs UT-Martin	11/9/96
4	Anthony McCord vs Austin Peay	10/7/95
4	Kenny Tippins vs Alcorn State	10/1/88
4	Kenny Tippins vs Austin Peay	10/22/88
4	Kenny McDaniel vs Akron	11/16/85
4	Dino Delullis vs Akron	11/16/85
4	Jimmy Robert vs Morehead State	9/25/82
4	John Blankenship vs Austin Peay	10/30/76

### Blocked Punts

2	Markee Tate vs Murray State	9/26/92
---	-----------------------------	---------



Don Thomas led the Blue Raiders in tackles and interceptions in 1987.

2	Mike Fairbanks vs Morehead St.	10/15/88
---	--------------------------------	----------

### Blocked Field Goals

1	by several players	
---	--------------------	--

### Blocked Extra Points

2	Kareem Bland vs North Texas	11/23/02
---	-----------------------------	----------

### Total Blocks Combined

2	Kareem Bland vs North Texas	11/23/02
2	Markee Tate vs Murray State	9/26/92
2	Mike Fairbanks vs Morehead St.	10/15/88

## SINGLE SEASON

### Interceptions

8	James Griffin (8-105)	1982
6	Jimbo Pearson (6-72)	1960
6	Mike Matheny (6-71)	1967
6	Tommy Barnes (6-54)	1988
6	Don Griffin (6-47)	1985
6	Jimmy McCamey (6-22)	1989
5	Damon Nickson (5-31)	2006
5	Bradley Robinson (5-12)	2005
5	Don Thomas (5-73)	1988
5	Pat Siegfried (5-63)	1977
5	Typail McMullen (5-44)	1996
5	Markee Tate (5-41)	1993

### Interception Return Yards

140	Bradley Robinson (2-140)	2006
120	Cedric Stegall (4-120)	1995
112	Jimmy Sanders (4-112)	1978
106	Ray Oldham (2-106)	1970
105	James Griffin (8-105)	1982
103	Ray Oldham (4-103)	1971
100	Markee Tate (4-100)	1994
95	Darrien Thomas (3-95)	1986
95	Anthony Hicks (3-95)	1993
91	Michael Woods (2-91)	2003

### Interception Return TDs

2	Markee Tate	1994
1	Michael Woods	2003


## Interception Leaders

Year	Player	No.	Yards	TDs
1960	Jimbo Pearson	6	72	0
1961	Jimbo Pearson	2	12	0
1962	Earl Harris	2	28	0
	Jim Harvey	2	13	0
1963	Larry Dotson	3	38	0
1964	James Donnelly	4	18	0
1965	Gary Draper	4	31	0
	Jerry Broadbent	4	15	0
1966	Larry Dotson	3	60	0
	Mike Matheny	3	0	0
1967	Mike Matheny	6	71	0
1968	Gary Draper	4	13	0
1969	Ken Coffee	4	11	0
1970	Ed Miller	5	26	0
1971	Ray Oldham	4	103	0
1972	Ray Oldham	5	31	0
1973	Sonny Anderson	3	62	1
	Leigh Kelka	3	14	0
1974	John Emert	4	5	0
1975	Sonny Anderson	4	14	0
1976	Tony Buck	3	39	0
	Harry Majors	3	39	0
	Stan Murphy	3	8	0
1977	Pat Siegfried	5	63	0
1978	Jimmy Saunders	4	112	1
1979	Guy Albanese	3	26	0
1980	James Griffin	4	77	1
1981	James Griffin	4	87	0
	Dennis Mix	4	66	1
1982	James Griffin	8	105	0
1983	Don Griffin	4	49	0
1984	Don Griffin	3	23	0
	Robert Frazier	3	35	0
1985	Don Griffin	6	47	0
1986	Dejuan Buford	5	32	0
1987	Don Thomas	4	59	1
1988	Tommy Barnes	6	54	0
1989	Jimmy McCamey	6	22	0
1990	Darius Sullivan	3	21	0
	Marty Carter	3	20	0
1991	Adrian Owens	3	35	0
1992	Eric McBroom	4	54	0
1993	Markee Tate	5	41	0
1994	Markee Tate	4	100	2
1995	Cedric Stegall	4	120	1
1996	Typail McMullen	5	44	0
1997	Cedric Stegall	3	43	0
1998	Cedric Stegall	5	35	0
1999	Jykine Bradley	2	73	0
	Charlie Walker	2	66	1
	Mario Kelso	2	1	0
2000	Jykine Bradley	3	19	0
2001	Jykine Bradley	4	24	0
2002	Tony Sutton	3	14	0
	Muhammad Rashada	3	0	0
2003	Michael Woods	2	91	1
	Will Martin	2	59	0
	Randy Arnold	2	17	0
	Kevin Copeland	2	0	0
2004	Bradley Robinson	2	0	0
2005	Bradley Robinson	5	12	1
2006	Damon Nickson	5	31	1

1	Jimmy Sanders	1978
1	Sean Luckett	1994
1	Brad Cowan	1986
1	Sonny Anderson	1973
1	Ronnie Cecil	1975
1	Don Thomas	1987
1	Charlie Walker	1999
1	Dennis Mix	1981
1	Danny Buck	1970

# Defensive Records

2006 SJV BELT CONFERENCE CHAMPIONS



Stan Wright set a school record with 178 total tackles in 1978.

## Total Tackles

178	Stan Wright (127-51)
142	Gary Bell (99-43)
142	Melvin Boyd (90-52)
140	Chris Keen (91-49)
132	Mo Bell (92-40)
125	Roosevelt Colvard (57-68)
125	John Csir (87-38)
120	Andra Bullock (80-40)
120	Roosevelt Colvard (79-41)
118	Stan Wright (99-19)

## Unassisted Tackles

127	Stan Wright (127-51)
99	Stan Wright (99-19)
99	Gary Bell (99-43)
92	Mo Bell (92-40)
91	Chris Keen (91-49)
90	Melvin Boyd (90-52)
87	John Csir (87-38)
81	Jim Dunster (81-27)
80	Andra Bullock (80-40)
79	Roosevelt Colvard (79-41)

## Assisted Tackles

68	Roosevelt Colvard (57-68)
68	Randy Carr (46-68)
66	Nathaniel Claybrooks (52-66)
65	Robbie Ridings (45-65)
62	Nathaniel Claybrooks (46-62)
60	Jimmy Roberto (40-60)
56	Scott Boykin (51-56)
55	Brian Chastain (27-55)
53	Anthony Hicks (60-53)
52	Melvin Boyd (90-52)

## Tackles for Loss

22	Reggie Bell (22-136)
18	Bryan DeGraffenreid (18-68)
17	Dennis Mix (17-86)
17	Anthony Hicks (17-77)
17	Dennis Mix (17-89)
15	Anthony McCord (15-67)
14.5	Erik Walden (14.5-90)
14.5	J.K. Sabb (14.5-69)
14	James McClellan (14-78)
13	J.K. Sabb (13-49)
13	Kenny McDaniel (13-59)

## Tackles for Loss Yards

136	Reggie Bell (22-136)
90	Erik Walden (14.5-90)
89	Dennis Mix (17-89)
86	Dennis Mix (17-86)
78	James McClellan (14-78)
77	Anthony Hicks (17-77)
70	M. McCullough (11-70)
69	J.K. Sabb (14.5-69)
68	Bryan DeGraffenreid (18-68)
67	Chris Burns (10-67)
67	Anthony McCord (15-67)

## Quarterback Sacks

11.5	Erik Walden (11.5-83)
7.0	Anthony Hicks (7.0-51)
6.0	Erik Walden (6-26)
6.0	Scotty Brown (6.0-37)
6.0	Anthony McCord (6.0-38)
5.5	Tavares Jones (5.5-38)

5.0	Demetrios Walker (5.0-20)
1978	5.0 Anthony McCord (5.0-27)
1973	5.0 Chris Burns (5.0-40)
1974	5.0 Tanaka Scott (5.0-35)

## Yards from Sacks

1977	83 Erik Walden
1985	51 Anthony Hicks
1975	40 Chris Burns
1977	40 Chris Burns
1986	38 Tavares Jones
1979	38 Anthony McCord
1975	37 Scotty Brown
2000	35 Tanaka Scott

## Blocked Punts

1992	3 Markee Tate
1992	3 Sean Lockett
1988	3 Tommy Barnes

## Blocked Field Goals

1 by several players

## Blocked Extra Points

2003	2 Pierre Ingram
2002	2 Kareem Bland

## Total Blocks Combined

1992	3 Markee Tate
1992	3 Sean Lockett
1988	3 Tommy Barnes

## CAREER

### Interception Return Yards

286	James Griffin (17-286)	1979-82
246	Ray Oldham (13-246)	1969-72
214	Cedric Stegall (14-214)	1995-98
152	Bradley Robinson (9-152)	2004-Present
144	Jimmy Sanders (6-144)	1976-78
141	Markee Tate (9-141)	1991-94
140	Delvin Pikes (5-140)	1998-00
138	Ronnie Cecil (10-138)	1974-77
132	Don Thomas (9-132)	1985-88
132	Kareem Bland (2-132)	1999-00

### Interceptions

17	James Griffin (17-286)	1979-82
14	Cedric Stegall (14-214)	1995-98
13	Ray Oldham (13-246)	1969-72
13	Don Griffin (13-119)	1982-85
11	Jimbo Pearson (11-109)	1960-61, 63-64
10	Ronnie Cecil (10-138)	1974-77
10	Dejuan Buford (10-85)	1984-86, 88
10	Sonny Anderson (10-82)	1972-75
10	Mike Matheny (10-81)	1965-67
10	Chuck Swafford (10-58)	1986-89

### Interception Return TDs

2	Kareem Bland	1999-02
2	Markee Tate	1991-94

### Total Tackles


344	Roosevelt Colvard (179-165)	1983-86
330	Robbie Ridings (191-140)	1979-82
313	Dennis Mix (196-117)	1979-82
303	Melvin Boyd (204-99)	1973-75
289	Anthony Hicks (160-129)	1992-96
285	James Griffin (186-99)	1979-82
272	Anthony Coleman (161-111)	1987-90

## Tackle Leaders

Year	Player	UT	AT	TT
1970	David Duvall	50	45	95
1971	Not Available			
1972	Greg Gregory	66	30	96
1973	Gary Bell	99	43	142
1974	Melvin Boyd	90	52	142
1975	Chris Keen	91	49	140
1976	Jim Dunster	81	27	108
1977	Mo Bell	92	40	132
1978	Stan Wright	127	51	178
1979	Stan Wright	99	19	118
1980	Robbie Ridings	48	32	80
1981	Robbie Ridings	45	65	110
1982	Dennis Mix	52	40	92
1983	Jeff Spencer	54	32	86
1984	Randy Carr	46	68	114
1985	Roosevelt Colvard	57	68	125
1986	Roosevelt Colvard	79	41	120
1987	Don Thomas	60	46	106
1988	Don Thomas	70	41	111
1989	Anthony Coleman	66	39	105
1990	Scott Boykin	51	56	107
1991	Scott Boykin	72	45	117
1992	Mike Caldwell	47	29	76
1993	Anthony Hicks	60	53	113
1994	Nathaniel Claybrooks	52	66	118
1995	Nathaniel Claybrooks	46	62	108
1996	Brian Chastain	27	55	82
1997	Charlie Walker	50	48	98
1998	Keith Pauldo	56	22	78
1999	Mario Kelso	61	45	106
2000	Jermaine Francis	64	26	90
2001	Michael Woods	44	36	80
2002	Sheldon Durham	59	38	97
2003	Will Martin	49	51	100
2004	Marcel Horne	54	12	66
2005	J.K. Sabb	48	23	71
2006	J.K. Sabb	46	23	69
	Justin Rainey	40	29	69

# Defensive Records

2006 SUN BELT CONFERENCE CHAMPIONS



Dennis Mix is the all-time leader in tackles for loss and yards.

22	Keith Pauldo (22-91)	1997-00
20	Mike Caldwell (20-83)	1989-92

### Tackles for Loss Yards

244	Dennis Mix (46-244)	1979-82
156	Erik Walden (31.5-156)	2004-Present
156	Reggie Bell (28-156)	1976-77, 79
148	Anthony McCord (33-148)	1993-96
144	M. McCullough (24-144)	1980-82
136	Anthony Hicks (36-136)	1992-96
118	J.K. Sabb (27.5-118)	2005-2006
110	Emanuel Toles (26-110)	1979-82
110	Charlie Gregory (16-110)	1979, 81-82
108	William Thomas (19-108)	1979-83
105	Kenny Tippins (20-105)	1985-88
96	Kenny McDaniel (25-96)	1983-85

### Quarterback Sacks

20.5	Erik Walden (10.5-126)	2004-Present
15.0	Anthony McCord (15.0-81)	1993-96
12.0	Devarick Scandrett (12.0-68)	2002-05
11.0	Bryan Faulkner (11.0-67)	1988-91
11.0	Anthony Hicks (11.0-78)	1992-96
10.0	Thomas Johnson (10.0-60)	2001-04
8.0	Scotty Brown (8.0-45)	1998-01
8.0	Demetrios Walker (8.0-33)	2001-03
7.0	Sean Mosely (7-36)	2004-Present
7.0	Wes Stephens (7.0-43)	1998-01
7.0	Tanaka Scott (7.0-41)	2000-01
7.0	Chris Burns (7.0-52)	1989-91

### Yards from Sacks

126	Erik Walden (10.5-126)	2004-Present
81	Anthony McCord	1993-96
78	Anthony Hicks	1992-96
68	Devarick Scandrett	2002-05
67	Bryan Faulkner	1988-91

### Blocked Punts

4	Markee Tate	1992-94
3	Sean Luckett	1991-94
3	Tommy Barnes	1986-88

### Blocked Field Goals

1	by several players
---	--------------------

### Blocked Extra Points

3	Kareem Bland	1999-2002
2	Pierre Ingram	2003-2006

### Total Blocks Combined

4	Markee Tate (4 punts)	1992-94
4	Kareem Bland (1 field goal, 3 PATs)	1999-2002
3	Sean Mosley (2 punts, 1 FG)	2004-Present
3	Pierre Ingram (2 PAT, 1 FG)	2003-2006

270	Tony Buck (195-75)	1974-77
270	Nathaniel Claybrooks (116-154)	1993-95
270	Andra Bullock (184-86)	1974-77
270	Reggie Bell (187-83)	1976-77, 79

### Unassisted Tackles

204	Melvin Boyd (204-99)	1973-75
200	Ronnie Cecil (200-59)	1974-77
196	Dennis Mix (196-117)	1979-82
195	Tony Buck (195-75)	1974-77
191	Robbie Ridings (191-140)	1979-82
187	Reggie Bell (187-83)	1976-77, 79
186	James Griffin (186-99)	1979-82
184	Andra Bullock (184-86)	1974-77
179	Roosevelt Colvard (179-165)	1983-86
168	Mo Bell (168-80)	1976-77
167	Gary Bell (167-82)	1970-71, 73-74

### Assisted Tackles

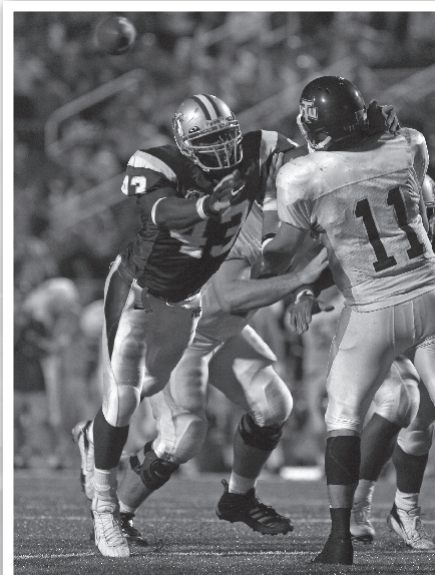
165	Roosevelt Colvard (179-165)	1983-86
154	Nathaniel Claybrooks (116-154)	1993-95
191	Robbie Ridings (191-140)	1979-82
129	Anthony Hicks (160-129)	1992-96
118	Darrell Love (115-118)	1995-98
117	Dennis Mix (196-117)	1979-82
114	Don Griffin (96-114)	1982-85
111	Anthony Coleman (161-111)	1987-90
110	Don Thomas (144-110)	1985-88
104	Kenny McDaniel (74-104)	1983-85

### Tackles for Loss

46	Dennis Mix (46-244)	1979-82
36	Anthony Hicks (36-136)	1992-96
33	Anthony McCord (33-148)	1993-96
31.5	Erik Walden (31.5-156)	2004-Present
28	Reggie Bell (28-156)	1976-77, 79
27.5	J.K. Sabb (27.5-118)	2005-2006
26	Emanuel Toles (26-110)	1979-82
25	Kenny McDaniel (25-96)	1983-85
25	Jack Pittman (25-83)	1985-88
24	M. McCullough (24-144)	1980-82

## Sack Leaders

Year	Player	Sacks	Yards	Total Tackles
1988	Jack Pittman	4	23	67
1989	Greg Pollard	4	33	52
1990	Chris Burns	5	40	44
1991	James McKenzie	4	33	19
1992	Montrell Toney	4	24	74
1993	Jay Moore	3	19	16
1994	Anthony McCord	5	27	50
1995	Anthony McCord	6	38	43
1996	Anthony Hicks	7	51	69
1997	Kenrick Whitehead	2	13	38
	Martez Phelps	2	11	39
	Kyle Gay	2	5	11
1998	Keith Pauldo	3	27	78
	Kenrick Whitehead	3	21	52
	Martez Phelps	3	16	46
	Jeff Thomas	3	11	31
1999	Terrence King	4	18	46
2000	Tanaka Scott	5	35	44
2001	Scotty Brown	6	37	77
2002	Sheldon Durham	2	13	97
	Devarick Scandrett	2	13	11
	Demetrios Walker	2	12	29
2003	Demetrios Walker	5	20	50
2004	Erik Walden	6	26	25
2005	Erik Walden	3	17	33
	Devarick Scandrett	3	13	33
2006	Erik Walden	11.5	83	48



Erik Walden enters his final season as the school's all-time sack leader.

# Team Records

2006 S J N BELT CONFERENCE CHAMPIONS



## SINGLE GAME

### RUSHING

#### Most Carries (52)

81	Mississippi Valley St.	10/10/87
64	Florida Atlantic	10/15/05
59	UT-Martin	11/7/98
57	North Texas	9/30/06
56	Missouri	9/20/03
55	Temple	10/4/03
55	Troy	9/8/01
53	Utah State	11/30/02
52	Connecticut	11/17/01
52	Vanderbilt	8/30/01
52	Murray State	11/9/63
52	UT-Martin	9/28/63

#### Most Yds Rushing (327)

592	UT-Martin	10/14/90
469	UT-Martin	11/7/98
461	Murray State	11/7/59
335	Louisiana Tech	10/7/00
327	Connecticut	11/17/01

#### Avg. Gain per Rush (20)

7.9	UT-Martin	11/7/98
7.6	Louisiana Tech	10/7/00
7.5	Florida Atlantic	11/4/06
7.3	Connecticut	11/4/00
7.0	New Mexico State	11/2/02
6.6	Ole Miss	10/20/01
6.3	Connecticut	11/17/01
6.3	UT Martin	11/6/99

#### Most Rushing TDs (6)

8	Morehead State	11/14/92
8	Campbellsville	9/18/93
8	Murray State	9/26/92
7	Connecticut	11/4/00
6	Troy State	9/8/01
6	Louisiana Tech	10/7/00
6	UT-Martin	11/6/99

### PASSING

#### Most Passes Att. (45)


52	Maryland	9/23/00
48	UCF	11/13/99
47	Texas A&M	11/18/95
46	UL-Lafayette	9/25/04
46	James Madison	9/10/94
45	Utah State	11/1/03
45	Western Kentucky	9/29/73

#### Most Passes Comp. (29)

35	UL-Lafayette	9/25/04
31	New Mexico State	10/27/01
31	Louisiana Tech	10/16/99
30	Louisiana-Monroe	9/22/01
30	UCF	11/13/99
30	Maryland	9/23/00

#### Highest Pct. Pass Comp. (10 passes)

91.70	UTC	10/20/62 (11-12)
91.30	J'ville St.	10/29/94 (21-23)
88.23	Arkansas St.	10/9/04 (30-34)
83.90	Wofford	9/18/99 (26-31)
82.14	Idaho	10/6/01 (23-28)



The 2000 team rushed for 335 yards in a win over Louisiana Tech, which is currently the highest MT rushing total in the I-A era.

#### Most Passing Yds (347)

459	Idaho	10/6/01
447	Arkansas State	10/9/04
383	New Mexico State	10/27/01
364	UT-Martin	11/4/95
362	Wofford	9/18/99

#### Most Passing Yds/Att. (15 att.)

16.4	Idaho	10/6/01 (28-459)
14.5	UL-Lafayette	10/19/02 (24-347)
13.1	Arkansas St.	10/9/04 (34-447)
11.7	Troy	9/8/01 (28-328)
11.7	Wofford	9/18/99 (31-362)

#### Most Passing Yds/Comp. (15 comp.)

20.4	UL-Lafayette	10/19/02 (17-347)
20.0	Idaho	10/6/01 (23-459)
18.7	Miss. State	10/28/00 (18-337)
18.3	UL-Lafayette	9/25/99 (19-347)
16.5	Idaho	10/18/03 (18-298)
16.4	Troy	9/8/01 (20-328)
15.5	Connecticut	11/17/01 (13-201)
15.5	So. Florida	11/11/00 (15-232)

#### Most TD Passes (4)

6	Idaho	10/6/01
5	UT-Martin	10/28/67
4	Arkansas State	10/9/04
4	Louisiana-Lafayette	11/15/03
4	South Florida	11/11/00

#### Passes Had Intercepted

7	Tennessee Tech	11/21/81
5	UT-Chattanooga	10/1/77
4	Austin Peay	10/20/84
4	Marshall	11/26/94
4	Murray State	9/27/97

#### Passing Efficiency Rating (20 att.)

290.54	Idaho	10/6/01
237.49	Arkansas State	10/9/04
213.9	Wofford	9/18/99
190.8	South Florida	11/11/00
180.6	UT-Martin	11/6/99

### TOTAL OFFENSE

#### Total Offense Plays (85)

95	Mississippi Valley	10/10/87
88	Missouri	9/20/03
88	Vanderbilt	8/30/01
86	Mississippi State	9/16/00
85	Louisiana-Monroe	9/22/01
85	James Madison	9/10/94

#### Total Offense Yds (602)

685	Idaho	10/6/01
660	UT-Martin	10/14/90
641	Troy State	9/8/01
608	Vanderbilt	8/30/01
602	Wofford	9/18/99

#### Average Gain/Play (7.8)

10.2	Idaho	10/6/01 (67-685)
8.3	Connecticut	11/4/00 (69-570)
8.1	La. Tech	10/7/00 (66-536)
8.1	Morehead St.	9/24/83 (70-565)
7.9	Arkansas St.	10/9/04 (70-551)

#### First Downs

37	Vanderbilt	8/30/01
34	Morehead State	9/22/84

### ALL-PURPOSE

#### All-Purpose Yards (739)

840	Troy	9/8/01
827	Idaho	10/6/01
784	Connecticut	11/4/00
742	Wofford	9/18/99
739	Mississippi State	10/28/00


#### All-Purpose Attempts (81)

92	Mississippi Valley	10/10/87
84	Vanderbilt	8/30/01
83	Temple	10/4/03
81	Louisiana-Monroe	9/22/01
81	Troy	9/8/01
81	MSU	9/16/00
81	Wofford	9/18/99



# Team Records

2006 SUN BELT CONFERENCE CHAMPIONS



The 2001 team scored a school record 408 points and 53 touchdowns.

## POINTS SCORED

Points Scored	Team	Date
76	North Alabama	1927
70	Idaho	10/6/01
70	Morehead St.	11/14/92
70	UT-Martin	11/6/99
70	Campbellsville	9/18/93
66	Connecticut	11/4/00
66	Murray State	9/26/92
63	Morehead St.	10/15/94

## Most TDs Scored (10)

11	North Alabama	1927
10	Idaho	10/6/01
10	Morehead St.	11/14/92
10	UT-Martin	11/6/99
10	Campbellsville	9/18/93

## PUNT RETURNS

Most Punt Returns (7)	Team	Date
8	Western Kentucky	11/4/72
8	Morehead St.	11/8/86
8	North Alabama	9/2/72
8	Morehead St.	9/25/82
7	Louisiana-Monroe	10/14/00

## Punt Return Yards (120)

137	Southeast Missouri	10/26/91
133	Western Kentucky	11/6/82
130	Murray State	9/26/92
120	UT-Martin	11/6/99

## KICK RETURNS

Most Kick Returns (9)	Team	Date
9	Mississippi State	10/28/00
9	Eastern Kentucky	10/6/79
9	Texas A&M	11/18/95

## Kick Return Yards (180)

220	Louisville	10/6/06
211	Mississippi State	10/28/00
198	Texas A&M	11/18/95
180	Lenoir-Rhyne	9/7/85

## INTERCEPTIONS

Most Interceptions (4)	Team	Date
7	Akron	11/16/85

5	Austin Peay	10/26/74
4	Louisiana-Lafayette	10/28/06
4	Arkansas State	11/20/03
4	Connecticut	11/4/00
4	Illinois	9/12/98

## Most Interception Yds

149	Connecticut	11/4/00 (4)
121	UT-Chattanooga	10/3/70 (2)
121	UT-Martin	11/6/99 (2)

## QB SACKS

Most QB Sacks (5)	Team	Date
8	Connecticut	11/17/01
7	Utah State	10/30/04
7	Murray State	11/14/87
6	North Texas	9/30/06
6	Florida Atlantic	8/28/03
6	Troy	9/8/01

## PENALTIES

Most Penalties	Team	Date
14	Troy (127 yds)	9/8/01
13	UL-Lafayette (111 yds)	9/25/04
13	Miss. Valley (135 yds)	10/8/88
12	Murray State (14 yds)	9/16/00

## BLOCKED KICKS

Punts	Team	Date
4	Mississippi Valley	10/8/88

Field Goals	Team
1	Several Times

Extra Points	Team	Date
2	North Texas	11/23/02

## MISCELLANEOUS

Points in a Quarter	Team	Date
35	Morehead St. (2nd)	11/14/92

Points in a Half	Team	Date
42	Idaho (1st)	10/6/01
42	Morehead St. (1st)	11/14/92
42	Murray State (1st)	9/26/92

Fumbles	Team	Date
14	Murray State	10/16/76

Fumbles Lost	Team	Date
9	Murray State	10/16/76

Fewest 1st Downs Allowed	Team	Date
3	Liberty	9/18/82

Least Yds. Rushing Allowed	Team	Date
-58	Austin Peay	10/23/71

Least Yds. Passing Allowed	Team	Date
0	Tennessee Tech	11/20/71

## SINGLE SEASON

### RUSHING

Rushing Yards	Team	Year
3188	(533-3188)	1990
2874	(547-2874)	1959
2808	(550-2808)	1985
2647	(478-2647)	1991
2614	(471-2614)	2001

### Rushing Attempts

588	(588-2062)	1976
586	(586-1897)	1971
559	(559-1999)	1972
550	(550-2808)	1985
549	(549-2256)	1975

### Rushing TDs

36	1990
36	1985
33	1992
33	1993
32	1991, 2001

### Avg. Yds/Rush

5.98	(533-3188)	1990
5.54	(471-2614)	2001
5.54	(478-2647)	1991
5.29	(404-2138)	2000
5.25	(547-2874)	1959

### Rushing Yds/G

289.8	(11 games)	1990
287.4	(10 games)	1959
255.3	(11 games)	1985
240.6	(11 games)	1991
239.3	(10 games)	1957
239.3	(10 games)	1958

## PASSING

Pass Attempts	Team	Year
404	(282-404-16)	2004
397	(254-397-14)	1999
366	(224-366-8)	2003
366	(218-366-10)	2000

### Pass Completions

282	(282-404-16)	2004
254	(254-397-14)	1999
224	(224-366-8)	2003
218	(218-366-10)	2000
214	(214-310-6)	2001

### Passing Yards

2945	(282-404-16)	2004
2720	(224-366-8)	2003
2711	(254-397-14)	1999
2681	(214-310-6)	2001
2631	(218-366-10)	2000



# Team Records

2006 SJN BELT CONFERENCE CHAMPIONS



## Passing TDs

22	1984
21	2001
20	1965
18	2003
17	1994
17	1997

## Passes Had INT

24	(139-297-24)	1968
23	(130-306-23)	1969
21	(48-152-21)	1974
19	(77-209-19)	1975
18	(76-175-18)	1977

## Pass Comp. Pct.

69.8	(282-404-16)	2004
69.0	(214-310-6)	2001
65.8	(208-316-7)	2005
65.2	(163-250-3)	1998
64.0	(254-397-14)	1999

## Pass Efficiency

160.16	(214-310-6)	2001
153.2	(121-201-9)	1984
152.6	(82-136-6)	1985
146.8	(153-256-12)	1994
146.8	(106-180-12)	1963

## Avg. Yds/Pass

8.9	(153-256-12)	1994
8.9	(82-136-6)	1985
8.8	(84-156-9)	1961
8.6	(214-310-6)	2001
8.6	(106-180-12)	1963

## Avg. Yds/Comp.

19.0	(61-144-12)	1955
16.4	(84-156-9)	1961
16.2	(48-152-21)	1974
15.8	(85-200-17)	1976

## Passing Yds/G

267.7	(11 games)	2004
246.5	(11 games)	1999
243.7	(11 games)	2001
239.2	(10 games)	1997
239.2	(11 games)	2000

## TOTAL OFFENSE

### Total Offense Yds

5295	(781-2614)	2001
5155	(774-3188)	1990
4769	(770-2138)	2000
4523	(706-2647)	1991
4455	(860-1735)	2003

### Total Offense/G

481.4	(11 games)	2001
468.6	(11 games)	1990
433.5	(11 games)	2000
411.2	(11 games)	1991

### Total Offense/Play

6.77	(781-2614)	2001
6.66	(774-3188)	1990
6.41	(706-2647)	1991
6.19	(770-2138)	2000

## ALL-PURPOSE

### All-Purpose Yards

6960	1994
6318	2001
6185	1990
6174	2000

### All-Purpose Yds/G

632.7	(11 games)	1994
599.2	(10 games)	1970
574.4	(11 games)	2001
562.3	(11 games)	1990

## SCORING

### Points Scored

408	(32 r, 21 p, 3 ret)	2001
387	(29 r, 17 p, 4 ret)	1994
384	(36 r, 9 p, 2 ret)	1990
367	(36 r, 11 p, 4 ret)	1985
361	(33 r, 10 p, 4 ret)	1992

### TDs Scored

53	(32 r, 21 p, 3 ret)	2001
51	(36 r, 11 p, 4 ret)	1985
50	(29 r, 17 p, 4 ret)	1994
47	(36 r, 9 p, 2 ret)	1990
47	(33 r, 10 p, 4 ret)	1992

## PATs

### PAT Kicks Made

50	(50-50)	1992
45	(45-49)	1985
44	(44-46)	2001
44	(44-46)	1994

### PAT Kicks Attempted

50	(50-50)	1992
49	(45-49)	1985
46	(44-46)	2001
46	(44-46)	1994

### PAT Kick Pct.

100.0	(50-50)	1992
100.0	(32-32)	2004
100.0	(26-26)	2005
100.0	(26-26)	1982
100.0	(24-24)	1976
100.0	(19-19)	1975
100.0	(15-15)	1981

## FIELD GOALS

### Field Goals Made

17	(17-24)	1990
16	(16-23)	1996
15	(15-17)	2004
14	(14-17)	1989
14	(14-20)	1984

### Field Goals Att.

27	(13-27)	1982
24	(17-24)	1990
23	(16-23)	1996

## PUNTING

### Punt Yards

3136	(84-3136)	1976
------	-----------	------

3085	(81-3085)	1978
3066	(74-3066)	1973
2916	(71-2916)	2003
2904	(77-2904)	1970

### Punt Attempts

84	(84-3136)	1976
82	(82-2850)	1981
81	(81-2813)	1975
81	(81-3085)	1978
78	(78-2860)	1971

### Avg. Yards/Punt

42.49	(68-2889)	1974
42.31	(35-1481)	2001
42.10	(59-2484)	1986
41.43	(74-3066)	1973
41.07	(71-2916)	2003

## PUNT RETURNS

### Punt Return Yds

523	(36-523)	1992
469	(52-469)	1982
406	(34-406)	1986

### Punt Returns

52	(52-469)	1982
44	(44-313)	1971
44	(44-284)	1981

### Punt Return TDs

4	1989
4	1988
3	1982
3	1992
3	1971

### Avg. Yds/Return

38.83	(40-1553)	1994
37.71	(77-2904)	1970
20.40	(10-204)	1960
17.82	(17-303)	1962
14.53	(36-523)	1992

## KICK RETURNS

### Kick Return Yards

1061	(46-1061)	2006
901	(40-901)	1996
854	(48-854)	1979
841	(43-841)	2000
830	(45-830)	1975

### Kick Returns

51	(51-684)	1976
48	(48-854)	1979
47	(47-764)	2003
46	(46-1061)	2006
46	(46-785)	1973

### Kick Return TDs

2	1969, 2001, 2006
---	------------------

### Avg. Yds/Return

26.30	(20-526)	1985
26.29	(14-368)	1958
23.15	(33-764)	1971
23.06	(46-1061)	2006



# Team/Opponent Records

2006 SUN BELT CONFERENCE CHAMPIONS

## INTERCEPTIONS

### INT Return Yds

322	(26-322)	1985
317	(11-317)	2000
299	(21-299)	1970

### Interceptions

26	(26-322)	1985
25	(25-193)	1989
23	(23-205)	1988
22	(22-238)	1986
22	(22-232)	1993

### INT Return TDs

3	1994
3	1970

## TFLs

### Tackles for Loss

105	(105-436)	2006
83	(83-436)	1982
80	(80-292)	1996
72	(72-277)	1992
70	(70-268)	2004

### Tackles for Loss Yds

436	(105-436)	2006
436	(83-436)	1982
317	(61-317)	1983

305 (69-305)

## QB SACKS

### QB Sacks

36.0	(36.0-247)
28.0	(28.0-172)
27.0	(27.0-161)
22.0	(22.0-140)
21.0	(21.0-131)
20.0	(20.0-150)
20.0	(20.0-138)
20.0	(20.0-129)

### Yards from Sacks

247	(36.0-247)
172	(28.0-172)
161	(27.0-161)
150	(20.0-150)
138	(20.0-138)
122	(18.0-122)

## PENALTIES

### Number

98	1995
----	------

### Most Yards

907	1976
-----	------

### Fewest Yards

250	1954
-----	------

## BLOCKED KICKS

### Punts

9 1988

### Field Goals

3 2004

### Extra Points

3 2003

### Most Total Kicks Blocked

9 1988 (I-AA record)

## MISCELLANEOUS

### Fewest 1st Downs Allowed

84 1957

### Fewest Rushing Yards Allowed

717 1963

### Fewest Pass Yards Allowed

484 1958

### Fewest TD Passes Allowed

1 1957, 1990

### Fewest Points Allowed

2 1917

### Fewest Points Allowed Since 1945

40 1957

## Opponent Records - Single Game

## RUSHING

### INDIVIDUAL

Attempts	37	Anthony Downs (E. Kentucky)	9/27/97
	37	McAllister (Eastern Kentucky)	10/11/75
Yards	226	Reeves (East Tennessee)	10/10/79
TDs	4	Anthony Downs (E. Kentucky)	9/27/97

### TEAM

Attempts	79	Tennessee-Martin	9/15/79
Yards	490	Nebraska	9/12/92
TDs	7	Mississippi State	10/28/00
	7	Nebraska	9/12/92

Comp.	69	Western Kentucky	11/9/85
	49	Idaho	10/6/01
	44	Louisiana Tech	10/17/99
Yards	637	Idaho	10/6/01
	449	Louisiana Tech	10/17/99
TDs	5	South Carolina	11/18/06
	5	Idaho	10/6/01
	4	Louisiana Tech	10/17/99
	4	Tennessee State	9/5/98
	4	Clemson	9/13/03
	4	ULL	11/15/03
INTs	7	Akron	11/16/85

	456	Leon Murray (Tennessee State)	9/5/98
Yards	760	Idaho	10/6/01
	646	Delaware	10/21/78

### TEAM

## ALL-PURPOSE YARDS

283 William Murrel (E. Kentucky) 10/19/96

## KICK RETURNS

### INDIVIDUAL

PR	3-104	William Murrell (E. Kentucky)	10/19/96
KR	7-185	Blair Lewis (Idaho)	10/6/01
	8-165	Hodge (Tennessee State)	9/5/87

### TEAM

PR	7-122	Murray State	9/23/95
KR	9-254	Tennessee-Martin	11/7/98

## DEFENSE

### INDIVIDUAL

Tackles	22	Junior Jackson (Chattanooga)	9/30/89
TFL	6	Jeff Weisse (Illinois)	9/12/98
Sacks	4	Antwan Barnes (FIU)	8/31/06
	4	Mark Word (Jacksonville State)	9/19/98

INT 2 Several players tied

### TEAM

INT	7	Tennessee Tech	11/21/81
-----	---	----------------	----------

## PASSING

### INDIVIDUAL

Attempts	71	Brian Lindgren (Idaho)	10/6/01
	56	Tim Rattay (Louisiana Tech)	10/17/99
	56	Jerry Babb (ULL)	11/15/03
Comp.	49	Brian Lindgren (Idaho)	10/6/01
	41	Tim Rattay (Louisiana Tech)	10/17/99
Yards	637	Brian Lindgren (Idaho)	10/6/01
	445	Leon Murray (Tennessee State)	9/5/98
TDs	5	Brian Lindgren (Idaho)	10/6/01
	4	Blake Mitchell (South Carolina)	11/18/06
	4	Tim Rattay (Louisiana Tech)	10/17/99
	4	Leon Murray (Tennessee State)	9/5/98
	4	Charlie Whitehurst (Clemson)	9/13/03
	4	Jerry Babb (ULL)	11/15/03
INTs	5	Artis (Miles)	8/30/86
	5	Stewart (Akron)	11/16/85

### TEAM

Attempts	71	Idaho	10/6/01
----------	----	-------	---------

## RECEIVING

### INDIVIDUAL

Rec.	15	Chris Lacy (Idaho)	10/6/01
	13	Kevin Curtis (Utah State)	11/30/02
	13	Fred Stamps (ULL)	11/15/03
	12	Tyrone Butterfield (Tenn. State)	9/5/98
	12	James Jordan (Louisiana Tech)	10/17/99
Yards	221	Chris Lacy (Idaho)	10/6/01
	205	Pete Ravettine (Delaware)	10/21/78
TDs	3	Troy Brown (Marshall)	12/5/92
	3	Fred Stamps (ULL)	11/15/03

## TOTAL OFFENSE

### INDIVIDUAL

Plays	73	Brian Lindgren (Idaho)	10/6/01
	66	Jerry Babb (ULL)	11/15/03
Yards	657	Brian Lindgren (Idaho)	10/6/01
	474	Jerry Babb (ULL)	11/15/03



## The Last Time MT ...

### PASSING

Had 300 or more yards passing .....	vs Florida International 12/3/05 (316)
Had 40 or more attempts .....	vs Central Michigan 12/26/06 (41)
Had 30 or more attempts .....	vs Central Michigan 12/26/06 (41)
Had 30 or more completions .....	vs Arkansas State 10/9/04 (30)
Had 25 or more completions .....	vs Central Michigan 12/26/06 (27)
Had 20 or more completions .....	vs Central Michigan 12/26/06 (27)
Had five or more passing TDs .....	vs Idaho 10/6/01 (6)
Had four or more passing TDs .....	vs Arkansas State 11/20/04 (4)
Had three or more passing TDs .....	vs Florida International 12/3/05 (3)
Threw five or more interceptions .....	vs Eastern Kentucky 10/14/95 (5)
Threw four or more interceptions .....	vs Murray State 9/27/97 (4)
Threw three or more interceptions .....	vs Florida Atlantic 10/15/05 (3)

### RUSHING

Had 400 or more yards rushing .....	vs Tennessee-Martin 11/7/98 (469)
Had 300 or more yards rushing .....	vs Utah State 11/30/02 (316)
Had 70 or more attempts .....	vs Mississippi Valley State 10/10/87 (81)
Had 60 or more attempts .....	vs Florida Atlantic 10/15/05 (64)
Had 50 or more attempts .....	vs North Texas 9/30/06 (57)
Had six or more rushing TDs .....	vs Troy State 9/8/01 (6)
Had five or more rushing TDs .....	vs Florida Atlantic 10/15/05 (5)
Had four or more rushing TDs .....	vs Arkansas State 11/11/06 (4)
Had two backs over 100 yds rushing in a game .....	vs NMSU 11/2/02 (Dwone Hicks 120 and ReShard Lee 116)

### RECEIVING

Had two players with 100 yds receiving in a game .....	vs ASU 10/9/04 (Kerry Wright 178 and Chris Henry 100)
--	--

### TOTAL OFFENSE

Had 600 or more yards of total offense .....	vs Idaho 10/6/01 (685)
Had 500 or more yards of total offense .....	vs Arkansas State 10/9/04 (551)
Had 400 or more yards of total offense .....	vs Louisiana-Monroe 10/21/06 (449)
Had 90 or more plays .....	vs Mississippi Valley State 10/10/87 (97)
Had 80 or more plays .....	vs Florida International 12/3/05 (83)

### SCORING

Scored 70 or more points .....	vs Idaho 10/6/01 (70)
Scored 60 or more points .....	vs Idaho 10/6/01 (70)
Scored 50 or more points .....	vs Louisiana-Lafayette 11/15/03 (51)
Scored 40 or more points .....	vs Tennessee Tech 9/14/06 (44)
Held opponent scoreless .....	vs North Texas 9/30/06 (35-0)
Held opponent scoreless at home .....	vs Tennessee Tech 9/14/06 (44-0)
Held opponent scoreless on the road .....	vs North Texas 9/30/06 (35-0)
Held scoreless .....	vs Oklahoma 9/23/06 (0-59)
Held scoreless at home .....	vs East Tennessee State 11/11/78 (0-34)
Scored a 2-point conversion passing .....	vs Idaho 10/18/03 (Andrico Hines to Kerry Wright)
Scored a 2-point conversion rushing .....	vs Idaho 10/26/02 (Wardell Alsup)

### TURNOVERS

Committed seven or more turnovers .....	vs Georgia Southern 9/21/89 (7)
Committed six or more turnovers .....	vs Georgia Southern 9/21/89 (7)
Lost five or more fumbles .....	vs Alabama-Birmingham 11/14/98 (5)
Lost four or more fumbles .....	vs Florida 9/9/00 (4)

Did not commit a turnover .....	vs Troy 11/25/06
Returned an INT for a TD .....	vs Arkansas State 11/11/06 (Bradley Robinson - 88)
Returned a fumble for a TD .....	vs Florida Atlantic 11/4/06 (Justin Rainey-50)
Returned a fumble and an interception for a TD .....	vs UT Martin 11/6/99

### DEFENSE


Held opponent to 10 or fewer first downs .....	vs North Texas 9/30/06 (8)
Held opponent to 0 or fewer yards rushing .....	vs UT-Martin 11/9/96 (-8)
Held opponent under 100 yards rushing .....	vs Troy 11/25/06 (81)
Held opponent under 100 yards passing .....	vs North Texas 9/30/06 (63)
Held opponent to 0 passing yards .....	vs Northern Illinois 9/10/88
Held opponent under 300 yds total offense .....	vs Louisiana-Monroe 10/21/06 (286)
Held opponent under 200 yds total offense .....	vs North Texas 9/30/06 (103)
Intercepted five or more passes .....	vs Akron 11/16/85 (7)
Intercepted four or more passes .....	vs Louisiana-Lafayette 10/28/06 (4)
Intercepted three or more passes .....	vs Louisiana-Lafayette 10/28/06 (4)
Recorded a safety .....	vs Eastern Illinois 10/24/98

### SPECIAL TEAMS

Returned a punt for a TD .....	vs Akron 9/11/04 (Kerry Wright-75)
Returned a blocked punt for a TD .....	vs Louisiana-Monroe 11/14/02 (Chris Henry-5)
Returned a kickoff for a TD .....	vs Florida Atlantic 11/4/06 (Damon Nickson-94)
Blocked a punt .....	vs Troy 11/26/05 (Sean Mosley)
Blocked two punts .....	vs Murray State 9/26/92 (Markee Tate)
Blocked a field goal .....	vs Troy 11/25/06 (Justin Rainey)
Punted 10 or more times .....	vs Mississippi State 9/4/99 (10)
Did not punt .....	vs Murray State 9/28/91
Missed a PAT .....	vs Tennessee Tech 9/14/06 (Colby Smith)
Had a punt blocked .....	vs Tennessee Tech 9/14/06
Had a field goal blocked .....	vs Arkansas State 11/11/06

### MISCELLANEOUS

Had 25 or more first downs .....	vs Florida Atlantic 10/15/05 (25)
Had 20 or more first downs .....	vs Louisiana-Monroe 10/21/06 (24)
Had 10 or more penalties .....	vs Central Michigan 12/26/06 (10)
Had 100 or more yards in penalties .....	vs Central Michigan 12/26/06 (103)
Had 35 minutes or more TOP .....	vs Central Michigan 12/26/06 (36:21)
Involved in a tie game .....	vs Illinois State 11/12/94 (27-27)
Won an overtime game .....	vs Idaho 10/18/03 (28-21)
Lost an overtime game .....	vs Louisiana-Lafayette 11/15/03 (57-51)



*Colby Smith, a first team all-SBC pick in 2006, recorded a 79-yard punt in Middle Tennessee's season opening victory against Florida International.*



## An MT Player ...

### PASSING

Passed for 350 yds.....	Clint Marks vs ASU 10/9/04 (447)
Passed for 300 yds.....	Clint Marks vs Utah State 10/30/04 (317)
Passed for 200 yds.....	Clint Marks vs Central Michigan 12/26/06 (251)
Attempted 45 or more passes .....	Clint Marks vs ULL 9/25/04 (46)
Attempted 35 or more passes .....	Clint Marks vs Central Michigan 12/26/06 (41)
Completed 20 or more passes .....	Clint Marks vs Central Michigan 12/26/06 (27)
Threw four or more TD passes .....	Clint Marks vs ASU 10/9/04 (4)
Threw three or more TD passes.....	Clint Marks vs ASU 11/5/05 (3)
Threw four or more INT .....	Jonathan Quinn vs Murray St. 9/27/97 (4)
Threw three or more INT .....	Clint Marks vs UNT 9/10/05 (3)
Completed a pass of 80 yards or more .....	Clint Marks to K. Wright vs Arkansas State 10/9/04 (80)
Completed a pass of 70 yards or more .....	Clint Marks to Desmond Gee vs South Carolina 11/18/06 (73)
Completed a pass of 60 yards or more .....	Clint Marks to K. Wright vs Arkansas State 10/9/04 (80)
Completed a pass of 50 yards or more .....	Clint Marks to Desmond Gee vs Louisiana-Monroe 10/21/06 (54)

### RUSHING

Rushed 35 or more times .....	Dwone Hicks vs Vanderbilt 8/30/01 (37)
Rushed 30 or more times .....	Ralph King vs FIU 12/3/05 (30)
Rushed 25 or more times .....	Ralph King vs FIU 12/3/05 (30)
Rushed for 300 or more yds.....	Dwone Hicks vs. La. Tech 10/7/00 (311)
Rushed for 200 or more yds.....	Eugene Gross vs Florida Atlantic 11/4/06 (208)
Rushed for 150 or more yds.....	Eugene Gross vs Florida Atlantic 11/4/06 (208)
Rushed for 100 or more yds.....	Eugene Gross vs Florida Atlantic 11/4/06 (208)
Rushed for four or more TDs .....	Eugene Gross vs Florida Atlantic 10/15/05 (4)
Rushed for three or more TDs .....	Eugene Gross vs Louisiana-Monroe 11/12/05 (3)
Rushed for two or more TDs .....	Eugene Gross vs Arkansas State 11/11/06 (2)
Had a run of 80 yds or more .....	Brigham Lyons vs Marshall 12/5/92 (81)
Had a run of 70 yds or more .....	Eugene Gross vs Florida Atlantic 11/4/06 (76)
Had a run of 60 yds or more .....	Eugene Gross vs Florida Atlantic 11/4/06 (76)
Had a run of 50 yards or more .....	Eugene Gross vs Florida Atlantic 11/4/06 (76)

### RECEIVING

Caught 10 or more passes .....	Cleannord Saintil vs ULL 10/22/05 (11)
Caught seven or more passes .....	Desmond Gee vs Central Michigan 12/26/06 (9)
Had 200 or more yds rec.....	Demetric Mostiller vs SEMO 10/26/96 (209)
Had 175 or more yds rec.....	Kerry Wright vs ASU 10/9/04 (178)
Had 150 or more yds rec.....	Kerry Wright vs Utah State 10/30/04 (167)
Had 100 or more yds rec.....	Desmond Gee vs Louisiana-Monroe 10/21/06 (109)
Caught three or more TD passes .....	Kerry Wright vs ASU 10/9/04 (3)
Caught two or more TD passes .....	Kerry Wright vs ULM 11/13/04 (2)

### TOTAL OFFENSE

Had 350 yds total offense.....	Clint Marks vs ASU 10/9/04 (461)
Had 300 yds total offense.....	Clint Marks vs Utah State 10/30/04 (335)
Had 100 or more yds passing and rushing .....	Wes Counts vs UConn 11/17/01 (122r/188p)

### SCORING

Accounted for four or more TDs .....	Eugene Gross 10/15/05 (4)
Accounted for three or more TDs .....	Eugene Gross vs Louisiana-Monroe 11/12/05 (3)
Scored four or more TDs .....	Eugene Gross 10/15/05 (4)
Scored three or more TDs.....	Eugene Gross vs Louisiana-Monroe 11/12/05 (3)
Scored two or more TDs.....	DeMarco McNair vs Arkansas State 11/11/06 (2)



Quarterback Clint Marks connected with wide receiver Desmond Gee on a 73-yard strike and a 54-yard play during the 2006 season.

### DEFENSE

INT three or more passes .....	Damon Nickson vs Louisiana-Lafayette 10/28/06 (4)
INT two or more passes .....	Damon Nickson vs Louisiana-Lafayette 10/28/06 (4)
Had 20 or more tackles.....	Scotty Brown vs SEMO 10/31/98 (21)
Had 15 or more tackles .....	S. Durham, W. Martin vs NMSU 11/2/02 (16)
Had 10 or more tackles.....	Justin Rainey 11/4/06 (11)
Recorded three or more sacks.....	Anthony Hicks vs APSU 11/9/98 (3)
Recorded two or more sacks.....	Erik Walden vs Central Michigan 12/26/06 (2)
Recorded four or more TFL .....	J.K. Sabb vs North Texas 9/10/05 (5)
Recorded three or more TFL.....	Erik Walden vs Troy 11/25/06 (3.5)

### SPECIAL TEAMS

Scored 10 or more pts kicking .....	Colby Smith vs Louisiana-Lafayette 10/28/06 (10)
Kicked five or more FGs .....	Matt Crews vs Tenn. Tech 11/17/90 (5)
Kicked four or more FGs.....	Garth Petrilli vs TSU 10/2/93 (4)
Kicked three or more FGs.....	Colby Smith vs ULM 11/13/04 (3)
Kicked a FG of 50 or more yds.....	Keegan Ray vs UTC 9/14/96 (50)
Kicked an 80-yard punt .....	Sid Corban vs Vanderbilt 1996 (80)
Kicked a 70-yard punt .....	Colby Smith vs Florida International 8/31/06 (79)
Kicked a 60-yard punt .....	Colby Smith vs Florida International 8/31/06 (79)
Kicked a 50-yard punt .....	Colby Smith vs Troy 11/25/06 (53)
Totalled 150 KR yds .....	Damon Nickson vs Louisville 10/6/06 (6-187)
Totalled 100 KR yds .....	Damon Nickson vs South Carolina 11/18/06 (5-106)
Totalled 100 or more PR yds .....	Pedro Holiday vs Troy 11/20/04 (103)
Totalled 50 or more PR yds .....	Bradley Robinson vs N.C. State 11/19/05 (57)
Returned opening kickoff of game for TD .....	Robert Alford vs Lenoir-Rhyne 9/7/85
Returned MT's first kickoff of game for TD .....	Damon Nickson vs Louisville 10/6/06



## An Opposing Team ...

### PASSING

Had 300 or more yards passing	South Carolina 11/18/06 (391)
Had 200 or more yards passing	Troy 11/25/06 (235)
Had 40 or more attempts	Troy 11/25/06 (40)
Had 30 or more attempts	Troy 11/25/06 (40)
Had 25 or more completions	Troy 11/25/06 (30)
Had 20 or more completions	Troy 11/25/06 (30)
Had five or more passing TDs	South Carolina 11/18/06 (5)
Had four or more passing TDs	South Carolina 11/18/06 (5)
Had three or more passing TDs	South Carolina 11/18/06 (5)
Threw five or more interceptions	Louisiana Tech 8/31/96 (5)
Threw four or more interceptions	Louisiana-Lafayette 10/28/06 (4)
Threw three or more interceptions	Louisiana-Lafayette 10/28/06 (4)

### RUSHING

Had 400 or more yards rushing	Nebraska 9/12/92 (490)
Had 300 or more yards rushing	NMSU 10/11/03 (318)
Had 70 or more attempts	Georgia Southern 9/21/89 (73)
Had 60 or more attempts	New Mexico State 11/2/02 (64)
Had 50 or more attempts	New Mexico State 11/6/04 (53)
Had six or more rushing TDs	Mississippi State 10/28/00 (7)
Had five or more rushing TDs	New Mexico State 10/27/01 (5)
Had four or more rushing TDs	Florida 10/16/04 (4)
Had two backs over 100 yds rushing	(Abron 138, Smith 136) Missouri 9/20/03

### RECEIVING

Had two players with 100 yds receiving	Akron 9/11/04 (Jas. Montgomery 118 and Domenik Hixon 116)
--	--

### TOTAL OFFENSE

Had 600 or more yards of total offense	NMSU 11/6/04 (606)
Had 500 or more yards of total offense	South Carolina 11/18/06 (545)
Had 400 or more yards of total offense	South Carolina 11/18/06 (545)
Had 80 or more plays	ULM 11/12/05 (85)
Had 70 or more plays	Troy 11/25/06 (71)

### SCORING

Scored 70 or more points	Murray State 1933
Scored 60 or more points	Mississippi State 10/28/00 (61)
Scored 50 or more points	South Carolina 11/18/06 (52)
Scored 40 or more points	South Carolina 11/18/06 (52)
Scored a two-point conversion passing	Utah State 11/30/02
Scored a two-point conversion rushing	NMSU 10/11/03

### TURNOVERS

Committed seven or more turnovers	EKU 11/4/89 (7)
Committed six or more turnovers	Louisiana-Lafayette 10/28/06 (6)
Had five or more fumbles	Austin Peay St. 10/12/96 (5)
Lost four or more fumbles	Austin Peay St. 10/12/96 (4)
Did not commit a turnover	Central Michigan 12/26/06
Returned an interception for a TD	Central Michigan 12/26/06
Returned a fumble for a TD	Utah State 11/1/03 (Michael Gates - 4)

### DEFENSE

Held MT 10 or fewer first downs	Oklahoma 9/23/06 (7)
Held MT to 0 or fewer yards rushing	Illinois 9/12/98 (-9)
Held MT under 100 yards rushing	Central Michigan 12/26/06 (61)
Held MT to 100 or fewer passing yds	Florida Atlantic 11/4/06 (71)
Held MT under 300 yards total offense	Troy 11/25/06 (203)
Held MT under 200 yards total offense	Oklahoma 9/23/06 (95)
Intercepted five or more MT passes	UT-Chatt. 10/1/77 (5)
Intercepted four or more MT passes	Murray St. 9/27/97 (4)
Intercepted three or more MT passes	North Texas 9/10/05 (3)
Recorded a safety	Alabama 9/3/05

### SPECIAL TEAMS

Returned a punt for a TD	Arizona 9/11/99 (Dennis Northcutt- 80)
Returned a blocked punt for a TD	Florida Atlantic 8/28/03
Returned a kickoff for a TD	Arkansas 10/9/99 (C. Cobbs - 95)
Blocked a punt	Tennessee Tech 9/14/06
Blocked a field goal	Arkansas State 11/11/06
Punted 10 or more times	UL Monroe 10/14/00 (10)
Did not punt	South Carolina 11/18/05
Missed a PAT	Florida International 8/31/06

## An Opposing Player ...

### PASSING

Passed for 400 yds or more	Jerry Babb (ULL) 11/15/03 (435)
Passed for 300 yds or more	Blake Mitchell (USC) 11/18/06 (388)
Passed for 200 yds or more	Omar Haugabook (Troy) 11/25/06 (235)
Attempted 45 or more passes	S. Jyles (ULM) 11/13/04 (47)
Attempted 35 or more passes	Omar Haugabook (Troy) 11/25/06 (40)
Completed 20 or more passes	Omar Haugabook (Troy) 11/25/06 (30)
Threw four or more TD passes	Blake Mitchell (USC) 11/18/06 (4)
Threw three or more TD passes	Blake Mitchell (USC) 11/18/06 (4)
Threw four or more INT	Jerry Babb (ULL) 10/28/06 (4)
Threw three or more INT	Jerry Babb (ULL) 10/28/06 (4)
Completed a pass of 80 yds or more	M. Kirby to J. Hamilton (J'ville St.) 9/19/98 (82)
Completed a pass of 70 yds or more	Thompson to Kelly (Oklahoma) 9/23/06 (73)
Completed a pass of 60 yards or more	Cantwell to Urrutia (Louisville) 10/6/06 (68)
Completed a pass of 50 yards or more	Cantwell to Urrutia (Louisville) 10/6/06 (68)

### RUSHING

Rushed 35 or more times	J. Thomas (UNT) 10/2/04 (36)
Rushed 30 or more times	J. Thomas (UNT) 10/2/04 (36)
Rushed 25 or more times	Adrian Peterson (Oklahoma) 9/23/06 (27)
Rushed for 200 or more yds	Blair Lewis (Idaho) 10/26/02 (221)
Rushed for 150 or more yds	J. Thomas (UNT) 10/2/04 (179)
Rushed for 100 or more yds	Reggie Arnold (ASU) 11/11/06 (115)
Rushed for four or more TDs	A. Downs (Murray St.) 9/27/97 (4)
Rushed for three or more TDs	Adrian Peterson (Oklahoma) 9/23/06 (3)
Rushed for two or more TDs	Adrian Peterson (Oklahoma) 9/23/06 (3)
Had a run of 80 yds or more	Bobby Wallace (South Carolina) 11/18/06 (88)
Had a run of 70 yds or more	Bobby Wallace (South Carolina) 11/18/06 (88)
Had a run of 60 yds or more	Bobby Wallace (South Carolina) 11/18/06 (88)
Had a run of 50 yds or more	Bobby Wallace (South Carolina) 11/18/06 (88)

### RECEIVING

Caught 10 or more passes	Samuel Smith (FIU) 8/31/06 (11)
Caught seven or more passes	Smokey Hampton (Troy) 11/25/06 (7)
Had 200 or more yds receiving	F. Stamps (ULL) 11/15/03 (201)
Had 175 or more yds receiving	F. Stamps (ULL) 11/15/03 (201)
Had 150 or more yds receiving	Malcolm Kelly (Oklahoma) 9/23/06 (164)
Had 100 or more yds receiving	Smokey Hampton (Troy) 11/25/06 (104)
Caught three or more TD passes	F. Stamps (ULL) 11/15/03 (3)
Caught two or more TD passes	Sidney Rice (USC) 11/18/06 (2)

### TOTAL OFFENSE

Had 400 or more yds tot. offense	C. Frye (Akron) 9/11/04 (415)
Had 100 or more yards passing and rushing	Brad Smith (Missouri) 9/20/03 (192p, 136r)

### SCORING

Accounted for 4 or more TDs	Blake Mitchell (USC) 11/18/06 (4 pass)
Accounted for 3 or more TDs	Omar Haugabook (Troy) 11/25/06 (2 pass, 1 run)
Scored four or more TDs	Has not happened
Scored three or more TDs	D. Wynn (Florida) 10/16/04 (3)
Scored two or more TDs	Ontario Sneed (Central Michigan) 12/26/06 (2)

### DEFENSE

Intercepted two or more passes	Elliott Shorter (UCF) 11/13/99 (2)
Recorded three or more sacks	Antwan Barnes (FIU) 8/31/06 (4)
Recorded two or more sacks	Daniel Bazuin (Central Michigan) 12/26/06 (2)
Recorded four or more tackles for loss	Rufu Alexander (Oklahoma) 9/23/06 (4.0)
Recorded three or more tackles for loss	Boris Lee (Troy) 11/25/06 (3.0)

### SPECIAL TEAMS

Scored 10 or more points kicking	Art Carmody (Louisville) 10/6/06 (14)
Kicked four or more field goals	Mike Dowis (Georgia Southern) 9/30/89 (4)
Kicked three or more field goals	Art Carmody (Louisville) 10/6/06 (3)
Kicked a field goal of 50 or more yards	Scott Westerfield (Mississippi State) 9/4/99 (51)
Kicked a 70-yard punt	Brad Kadlubar (North Texas) 11/23/02 (71)
Kicked a 60-yard punt	Jarod Little (ASU) 11/20/03 (66)
Kicked a 50-yard punt	Tony Mikulec (Central Michigan) 12/26/06 (55)
Totalled 150 or more kick return yards	Blair Lewis (Idaho) 10/6/01 (7-185)
Totalled 100 or more kick return yards	Toris Rutledge (Troy State) 11/8/03 (6-127)
Totalled 100 or more punt return yards	Corey Paul (New Mexico State) 10/27/01 (3-103)



# Annual Team Statistics

2006 SUN BELT CONFERENCE CHAMPIONS

Year	Rushing						Passing						Total Offense							
	FD	Att	Yards	TD	YPG	Com	Att	Int	Yards	Pct.	TD	Ypg	Plays	Yards	Ypg	F-L	Pen	Yds	Pts	Ppg
2006	206	474	1705	24	131.2	181	313	11	2007	.578	9	154.4	787	3712	285.5	19-10	72	552	296	22.8
2005	191	429	1200	18	109.1	208	316	7	2183	.658	9	198.5	745	3383	307.5	13-5	89	806	210	19.1
2004	219	360	1172	16	106.5	282	404	16	2945	.698	15	267.7	764	4117	374.3	20-10	86	761	269	24.5
2003	231	494	1735	23	144.6	224	366	8	2720	.612	18	226.7	860	4455	371.2	30-11	89	820	332	27.7
2002	218	528	2504	30	208.7	148	256	8	1848	.578	6	154.0	784	4352	362.7	26-13	84	750	297	24.8
2001	281	471	2614	32	237.6	214	310	6	2681	.690	21	243.7	781	5295	481.4	22-15	89	767	408	37.1
2000	242	404	2138	30	194.4	218	366	10	2631	.596	14	239.2	770	4769	433.5	27-10	79	721	350	31.8
1999	223	347	1225	19	111.4	254	397	14	2711	.640	15	246.5	744	3936	357.8	23-13	60	534	272	24.7
1998	182	393	1552	16	155.2	163	250	3	1795	.652	13	179.5	643	3347	334.7	25-11	52	433	250	25.0
1997	184	325	1437	22	143.7	178	307	11	2392	.580	17	239.2	632	3829	382.9	13-9	61	523	292	29.2
1996	179	470	1553	14	141.2	128	292	12	1636	.438	8	148.7	762	3189	289.9	20-14	93	800	303	20.0
1995	204	481	1735	24	157.7	151	297	13	2271	.508	11	206.5	778	4006	364.2	20-6	98	778	303	27.5
1994	227	496	2152	29	195.6	153	256	12	2271	.598	17	206.5	752	4423	402.1	19-12	79	706	387	35.2
1993	224	455	2329	33	211.7	146	258	6	1921	.566	9	174.6	713	4250	386.4	26-14	75	586	354	32.2
1992	194	469	2438	33	221.6	94	173	8	1438	.543	10	130.7	642	3876	352.4	30-16	91	878	361	32.8
1991	223	478	2647	32	240.1	136	228	6	1876	.606	6	170.5	706	4523	411.2	34-19	70	686	312	28.4
1990	240	533	3188	36	289.8	146	241	6	1967	.606	9	178.8	774	5155	468.6	22-10	83	684	384	34.9
1989	170	471	1895	20	172.3	107	210	9	1603	.510	12	145.7	681	3498	318.0	31-17	66	572	291	26.5
1988	166	486	1973	25	179.4	102	212	8	1304	.481	9	118.5	698	3277	297.9	24-11	81	723	294	26.7
1987	187	531	2276	18	206.9	90	185	14	1187	.486	8	107.9	716	3463	314.8	17-8	74	635	248	22.5
1986	161	498	2023	22	183.9	98	192	8	1270	.510	8	115.5	690	3293	299.4	29-14	79	698	254	23.1
1985	180	550	2808	36	255.3	82	136	6	1205	.603	11	109.5	686	4013	364.8	23-11	69	648	367	33.4
1984	213	548	2261	14	205.5	121	201	9	1575	.602	22	143.2	747	3836	348.7	31-13	59	487	292	26.5
1983	190	459	2040	23	204.0	128	233	13	1762	.549	14	176.2	692	3802	380.2	16-12	69	543	296	29.6
1982	156	524	2156	15	196.0	72	189	8	919	.381	9	83.5	713	3075	279.5	39-26	71	604	231	21.0
1981	136	440	897	9	81.5	102	225	22	1377	.453	6	125.2	665	2274	206.7	28-16	71	637	158	14.4
1980	129	401	1257	4	125.7	91	218	13	1007	.417	5	100.7	619	2264	226.4	26-8	55	496	85	8.5
1979	144	357	928	2	92.8	121	269	16	1757	.450	12	175.7	626	2685	268.5	32-13	54	514	137	13.7
1978	110	507	1161	8	105.5	53	128	8	621	.414	1	56.5	635	1782	162.0	44-21	49	476	95	8.6
1977	153	539	1645	9	149.2	76	175	18	911	.434	0	82.8	714	2556	232.4	38-22	74	807	125	11.4
1976	167	588	2062	16	187.5	85	200	17	1339	.425	9	121.7	788	3401	309.2	61-36	92	906	205	18.6
1975	171	549	2256	17	205.1	77	209	19	1137	.368	7	103.4	758	3393	308.5	43-22	57	620	189	17.2
1974	153	547	1998	14	181.6	48	152	21	778	.316	5	70.7	699	2776	252.3	40-22	79	680	164	14.9
1973	156	428	1434	13	131.3	116	256	15	1230	.453	3	111.8	684	2664	242.2	37-18	68	711	148	13.4
1972	200	559	1999	20	181.7	110	235	15	1482	.468	7	134.7	794	3481	316.5	42-24	50	532	216	19.6
1971	140	586	1897	15	172.5	55	155	12	723	.355	3	65.7	741	2620	238.2	37-18	85	753	196	17.8
1970	132	528	1671	14	167.1	58	133	8	696	.436	4	69.6	661	2367	236.7	24-9	62	605	167	16.7
1969	149	393	1103	10	110.3	130	306	23	1591	.425	7	159.1	699	2694	269.4	25-11	50	562	134	13.4
1968	155	388	1138	11	113.8	139	297	24	1776	.468	9	177.6	685	2914	291.4	25-15	61	719	146	14.6
1967	168	386	1086	17	108.6	161	312	15	1982	.516	16	198.2	698	3068	306.8	32-15	64	639	236	23.6
1966	140	380	1114	8	111.4	103	204	14	1435	.505	13	143.5	584	2549	254.9	16-6	60	665	160	16.0
1965	194	403	1432	19	143.2	141	275	16	2213	.513	20	221.3	678	3645	364.5	28-13	64	725	286	28.6
1964	150	467	1779	11	177.9	87	163	9	1027	.534	7	102.7	630	2806	280.6	22-6	54	491	136	13.6
1963	144	428	1559	14	155.9	106	180	17	1540	.589	16	154.0	608	3099	309.9	26-12	62	654	213	21.3
1962	137	431	1622	13	162.2	68	129	11	1022	.527	9	102.2	560	2644	264.4	42-21	65	726	161	16.1
1961	178	479	1918	15	191.8	84	156	9	1376	.538	13	137.6	645	3294	329.4	45-18	50	449	187	18.7
1960	125	459	1732	12	173.2	42	116	12	641	.362	5	64.1	575	2373	237.3	33-17	42	376	115	11.5
1959	175	547	2874	-	287.4	54	89	7	565	.608	3	56.5	636	3439	343.9	-	-	-	303	30.3

# NCAA Rankings

2006 SUN BELT CONFERENCE CHAMPIONS



Dwone Hicks ranked third nationally in scoring during the 2000 season.

## 1999

### TEAM

Category	Rank	Actual
Rushing Offense	94	111.4
Passing Offense	32	246.5
Total Offense	71	357.82
Scoring Offense	68	24.7
Rushing Defense	102	212.4
Pass Eff. Defense	100	136.9
Total Defense	108	445.8
Scoring Defense	105	34.5
Net Punting	54	35.5
Punt Returns	21	12.3
Kickoff Returns	90	18.6
Turnover Margin	87	-.45

### INDIVIDUAL

Category	Player	Rank	Actual
Passing Eff.	Counts	50	125.1
Total Offense	Counts	26	244.0
Rec./Game	Newson	119	6.27
	Calico	26	5.91
Rec. Yds./G	Newson	32	83.45
Punt Ret.	H. Johnson	17	12.95
Punting	Ray	26	42.56
All-Purpose	Palmer	41	122.82

## 2000

### TEAM

Category	Rank	Actual
Rushing Offense	24	194.4
Passing Offense	33	239.2
Total Offense	16	433.5
Scoring Offense	24	31.8
Rushing Defense	61	151.5
Pass Eff. Defense	89	127.3
Total Defense	77	387.9
Scoring Defense	80	28.7
Net Punting	90	32.1
Punt Returns	38	10.7
Kickoff Returns	61	19.6

Turnover Margin	60	.00
Pass Defense	92	236.5

### INDIVIDUAL

Category	Player	Rank	Actual
Rushing	Hicks	15	116.9
Passing Eff.	Counts	44	124.1
Total Offense	Counts	93	142.6
Rec./Game	Newson	9	6.73
	Calico	75	4.27
Rec. Yds./G	Newson	25	85.91
	Calico	52	68.36
Interceptions	Bradley	80	.27
Punting	Billings	94	37.52
Kickoff Ret.	Alsop	80	19.47
Field Goals	Kelly	47	1.00
Scoring	Hicks	3	11.45
	Kelly	75	6.55
All-Purpose	Hicks	30	132.55


## 2001

### TEAM

Category	Rank	Actual
Rushing Offense	7	237.6
Passing Offense	44	243.7
Total Offense	5	481.4
Scoring Offense	9	37.1
Rushing Defense	47	139.5
Pass Eff. Defense	79	130.4
Total Defense	73	394.2
Scoring Defense	62	26.00
Net Punting	33	36.9
Punt Returns	115	3.1
Kickoff Returns	26	20.2
Turnover Margin	79	-.36
Pass Defense	97	254.6

### INDIVIDUAL

Category	Player	Rank	Actual
Rushing	Hicks	25	104.0
	Lee	72	71.8
Passing Eff.	Counts	3	166.63
Total Offense	Counts	42	224.64



In 2001, Wes Counts finished third nationally in passing efficiency.



Kendall Newson ranked ninth in the country in 2000 in receptions per game.

Rec./Game	Newson	26	5.91
Rec. Yds./G	Newson	50	72.4
Interceptions	Bradley	34	.36
Kickoff Ret.	Wright	27	24.88
Field Goals	Kelly	96	.55
Scoring	Hicks	2	13.45
All-Purpose	Hicks	31	124.91
	Lee	80	105.18

## 2002

### TEAM

Category	Rank	Actual
Rushing Offense	21	208.67
Passing Offense	101	154.00
Total Offense	73	362.67
Scoring Offense	76	24.75
Rushing Defense	84	171.67
Pass Eff. Defense	101	140.25
Total Defense	82	400.75
Scoring Defense	71	27.67
Net Punting	33	35.83
Punt Returns	110	5.96
Kickoff Returns	114	16.50
Turnover Margin	60	.00
Pass Defense	78	229.08

### INDIVIDUAL

Category	Player	Rank	Actual
Rushing	Hicks	48	91.91
Passing Eff.	Hines	61	121.42
Total Offense	Hines	63	186.58
Punting	Billings	17	42.61
Field Goals	Kelly	72	.83
Scoring	Hicks	99	6.00
All-Purpose	Hicks	62	114.64

## 2003


### TEAM

Category	Rank	Actual
Rushing Offense	68	144.58
Passing Offense	49	226.67



# NCAA Rankings

2006 SUN BELT CONFERENCE CHAMPIONS



Kerry Wright is the only receiver in school history to record back-to-back 1,000-yard seasons.

Total Offense	68	371.25
Scoring Offense	52	27.67
Rushing Defense	77	170.92
Pass Eff. Defense	94	138.70
Total Defense	91	425.33
Scoring Defense	90	31.25
Net Punting	87	34.04
Punt Returns	102	6.85
Kickoff Returns	113	16.26
Turnover Margin	51	.17
Pass Defense	96	254.42
Pass Efficiency	37	135.48

INDIVIDUAL			
Category	Player	Rank	Actual
Rushing	Gross	92	61.25
Passing Eff.	Hines	59	125.07
Rec./Game	Wright	23	6.08
Rec. Yds/G	Wright	5	106.67
Punting	Billings	40	42.10
Punt Returns	Henry	96	6.21
Field Goals	Kelly	45	1.08
Scoring	Kelly	82	6.33
All-Purpose	Wright	35	125.08
	Gross	57	114.50

## 2004

TEAM			
Category	Rank	Actual	
Rushing Offense	101	106.55	
Passing Offense	15	267.73	
Total Offense	57	374.27	
Scoring Offense	66	24.45	
Rushing Defense	45	138.82	
Pass Eff. Defense	112	150.48	
Total Defense	86	412.27	
Scoring Defense	68	26.64	
Net Punting	75	34.71	
Punt Returns	47	10.40	
Kickoff Returns	101	18.11	

Turnover Margin	94	-.55
Pass Defense	112	273.45
Pass Efficiency	31	135.36

## INDIVIDUAL

Category	Player	Rank	Actual
Passing Eff.	Marks	24	138.08
Total Offense	Marks	21	260.18
Rec./Game	Wright	13	6.91
Rec. Yds/G	Wright	12	95.27
Punting	Smith	75	39.95
Punt Returns	Wright	44	10.76
Kickoff Ret.	Baker	88	19.29
Field Goals	Smith	19	1.36
Scoring	Smith	57	7.00
	Wright	80	6.55
All-Purpose	Wright	57	113.09

## 2005

### TEAM

Category	Rank	Actual	
Rushing Offense	100	109.1	
Passing Offense	84	198.5	
Total Offense	105	307.5	
Scoring Offense	98	19.1	
Rushing Defense	40	135.6	
Pass Eff. Defense	32	116.2	
Total Defense	28	333.5	
Scoring Defense	17	18.7	
Net Punting			
Punt Returns	61	8.9	
Kickoff Returns	49	21.0	
Turnover Margin	25	.55	
Pass Defense	30	197.8	
Pass Efficiency	52	128.8	

## INDIVIDUAL

Category	Player	Rank	Actual
Passing Eff.	Marks	52	128.98
Total Offense	Marks	81	177.5
Rec./Game	Saintil	32	6.0
Rec. Yds/G	Saintil	36	80.4
Punting	Smith	31	42.1
Punt Returns	Robinson	47	9.2
Kickoff Ret.	Saintil	63	22.3
Field Goals	Smith	T96	.64
Scoring	Gross	44	7.6
All-Purpose	Saintil	67	115.1
Interceptions	Robinson	9	.45

## 2006

### TEAM

Category	Rank	Actual	
Rushing Offense	59	131.15	
Passing Offense	106	154.38	
Total Offense	104	285.54	
Scoring Offense	T69	22.77	
Rushing Defense	43	120.23	
Pass Eff. Defense	64	125.92	
Total Defense	47	324.54	
Scoring Defense	63	23.23	
Net Punting	56	35.14	
Punt Returns	66	8.35	
Kickoff Returns	18	23.07	
Turnover Margin	30	.46	
Pass Defense	63	204.31	
Pass Efficiency	84	114.12	

## Attendance at Floyd

Since Becoming a I-A Member  
(1998 was qualifying year)

Year	Total Games/Avg.
2006	5/22,037
2005	5/15,241
2004	5/13,019
2003	6/11,021
2002	5/11,163
2001	5/17,857
2000	5/12,165
1999	5/12,472
1998	4/21,314

Sacks	20	2.77
Tackles for Loss	3	8.08
Sacks Allowed	69	2.15

## INDIVIDUAL

Category	Player	Rank	Actual
Rushing	Gross	61	67.85
Passing Eff.	Marks	70	120.29
Total Offense	Marks	89	143.92
Interceptions	Nickson	T33	.38
Punting	Smith	48	41.01
Kickoff Ret.	Nickson	5	28.81
Field Goals	Smith	T97	.62
Sacks	Walden	T10	.88
Tackles for Loss	Walden	T51	1.12
	Sabb	T51	1.12