



# This is UMaine Women's Basketball...

## GENERAL INFORMATION

School ..... University of Maine  
 Location ..... Orono, Maine  
 Founded..... 1865  
 Enrollment..... 11,168  
 Nickname ..... Black Bears  
 Colors ..... Maine Blue (sky), Navy Blue & White  
 PMS Codes..... Maine Blue (292), Navy Blue (289)  
 Fight Song..... The Stein Song  
 Alma Mater ..... For Maine  
 Arena..... The Pit in Memorial Gymnasium  
 Capacity ..... 1,455  
 Opened for Basketball..... 2013  
 Record in Cross Insurance Center.....81-20  
 Record in Alfond Arena ..... 172-93 (.649)  
 Affiliation..... NCAA Division I  
 Conference ..... America East  
 President..... Joan Ferrini-Mundy  
 Director of Athletics..... TBD  
 Alma Mater ..... Alaska-Anchorage '91  
 Year at UMaine ..... 4th  
 Athletic Department Phone..... (207) 581-1052  
 Ticket Office Phone ..... 1-800-745-3000  
 Press Row Phone..... (207) 581-1049

## BASKETBALL STAFF

Head Coach..... Amy Vachon  
 Alma Mater (Year)..... UMaine ('00)  
 Record at Maine (Years) ..... 114-54 (6)  
 Overall Record (Years) ..... 114-54 (6)  
 America East Record (Years).....75-17  
 Associate Head Coach..... Courtney England  
 Alma Mater (Year)..... UMaine ('15)  
 Year at Maine ..... 6th  
 Assistant Coach/Recruiting Coord..... Tom Biskup  
 Alma Mater (Year)..... UMaine ('12)  
 Year at Maine ..... 6th  
 Assistant Coach..... Gaddy Lefft  
 Alma Mater (Year)..... UMaine '20  
 Year at Maine ..... 1st  
 Director of Operations/Sports Performance Coach .... Matt Peyton  
 Athletic Trainer ..... TBA  
 Basketball Office Phone..... (207) 581-1075  
 Basketball Office Fax..... (207) 581-9206  
 Best Time to Contact Vachon..... Afternoons

## ATHLETIC MEDIA RELATIONS

Senior Associate AD - External/Comm. .... Tyson McHatten  
 Office Phone..... (207) 581-3596  
 Office Fax..... (207) 581-3297  
 Email ..... tyson.mchatten@maine.edu  
 Sports ..... WBB, FB  
 Asst. Director of Communications ..... Bryce Colbeth  
 Sports ..... WSOC, MIH, SB  
 Athletics Communications Assistant ..... Kyle Emerson  
 Sports ..... MBB, FH, BASE  
 Communications Intern..... Erin Haverty  
 Sports ..... WIH, XC, T&F, SWIM  
 Mailing Address ..... 5747 Memorial Gymnasium  
 ..... Orono, ME 04469  
 Website..... www.GoBlackBears.com

## 2021-22 TEAM INFORMATION

2021-22 Overall Record.....20-12  
 Home Record ..... 9-8  
 Away Record..... 11-4  
 Neutral Record ..... 0-0  
 America East Record / Finish ..... 15-3/1st  
 Conference Home Record.....6-3  
 Conference Away Record.....9-0  
 Starters Returning / Lost ..... 3/2  
 Overall Returning / Lost ..... 10/6  
 Newcomers ..... 5

## STARTERS RETURNING (3)

No.	Player	Ht.	Cl.	Pos.	PPG	RPG
3	Anne Simon	5-8	Sr.	G	16.0	5.0
13	Caroline Bornemann	5-10	Jr.	F/G	8.2	4.2
15	Paula Gallego	6-1	So.	G	3.1	2.4

## STARTERS LOST (2)

No.	Player	Ht.	Cl.	Pos.	PPG	RPG
4	Alba Orois	5-7	So.	G	9.9	2.8
5	Maeve Carroll	5-11	Gr.	F	10.9	8.6

## NEWCOMERS (5)


Player	Ht.	Pos.	Hometown
4 - Jaycie Christopher	5-10	G	Skowhegan, ME
5 - Sarah Talon	5-9	G	Windham, ME
21 - Milana Nenadic	6-3	F	Kitchener, Ontario
30 - Anna Soler	5-8	G	Barcelona, Spain
45 - Idan Shlush	5-7	G	Gedera, Israel



ALL-AMERICANS



AMERICA EAST PLAYERS OF THE YEAR



DEAN SMITH AWARD WINNERS

### SEVEN-STRAIGHT TITLE GAME APPEARANCES

MAINE HAS EARNED A TRIP TO THE AE TITLE GAME IN EACH OF THE LAST SEVEN SEASONS, WINNING THE TITLE TWICE.



There's no question ... the University of Maine women's basketball program is second to none! From NCAA tournament victories, to All-Americans, to conference titles, to Academic All-Americans, to conference players of the year, and to conference coaches of the year, the Maine women's basketball program has seen it all. The following numbers speak for themselves...

- 4** All-Americans who have earned 14 honors.
- 9** NCAA Tournament appearances since 1995.
- 12** America East Player-of-the-Year awards.
- 27** Conference tournament and regular season championships.
- 8** America East Rookie-of-the-Year awards.
- 6** WNIT appearances (1990, 2003, 2005, 2015, 2016, 2021).
- 6** America East Defensive Player-of-the-Year awards.
- 1** NCAA Tournament victory, which was a 60-58 triumph over Stanford.
- 67** All-conference honors, including 36 first-team honors.
- 24** Players who have scored 1,000 points during their careers.



### WINS OVER RANKED OPPONENTS





## UMAINE PRESIDENT JOAN FERRINI-MUNDY AND DIRECTOR OF ATHLETICS KEN RALPH



### JOAN FERRINI-MUNDY

Joan Ferrini-Mundy is President of the University of Maine and the University of Maine at Machias, and is Vice Chancellor for Research and Innovation of the University of Maine System. She was named president in 2018 and vice chancellor in 2021. Dr. Ferrini-Mundy was formerly the assistant director for Education and Human Resources at the National Science Foundation (NSF), where she subsequently served as Chief Operating Officer. She has provided campus-based academic leadership as an associate dean, and served as professor of mathematics at two land grant universities. Dr. Ferrini-Mundy is a national leader in STEM education research and policy. During her NSF tenure, she co-led the development of a government-wide strategic plan for science, technology and engineering education across 14 science agencies that achieved improved coherence and impact in the federal government's \$3 billion STEM education investment. Dr. Ferrini-Mundy is chair-elect of the Conference Board of Mathematical Sciences and chairs the Academic Advisory Team with FocusMaine. She serves on the boards of Maine Center Ventures, Maine and Company, and the Maine Department of Economic and Community Development Executive Steering Committee. She also is the vice chair of APLU's Research Intensive Committee, a board member of the Association of Public Land-grant Universities, and co-PI of a \$240 million gift from the Harold Alford Foundation. She earned her Ph.D. in mathematics education from the University of New Hampshire, College of Engineering and Physical Sciences.

### KEN RALPH

Ken Ralph is the director of athletics at the University of Maine. Before joining the UMaine community on Sept. 1, 2018, Ralph was the director of athletics at Colorado College for 11 years. The Salem, New Hampshire, native also served as the director of athletics at Rensselaer Polytechnic Institute from 2002–07, and before moving into administration full-time, coached swimming at the college level for 12 seasons. Ralph earned his undergraduate degree in political science at the University of Alaska-Anchorage, where he was recognized as an All-American in swimming in 1989 and 1990. He earned a master's degree in sports management studies from California University of Pennsylvania.





# ALFOND FUND

OUTSTANDING SUPPORT FOR STUDENT-ATHLETES

## ATHLETIC TRAINING/STRENGTH AND CONDITIONING

### FIRST-RATE MEDICAL STAFF

The UMaine sports medicine team includes six certified athletic trainers and one graduate assistant certified athletic trainer, a team physician, an orthopedic physician, a variety of medical specialists and student-athletic trainers. Other specialists on the UMaine athletic health care team include an optometrist, chiropractor and dentist.

### MIKE KESSOCK SPORTS MEDICINE CENTER

The Mike Kessock Sports Medicine Center in Memorial Gymnasium houses some of the newest technology in the field of sports medicine. The facility provides injury prevention, treatment and rehabilitation for student-athletes. In 2017, the Sports Medicine center was renovated with state-of-the-art biometric scanners, high-end cold immersion tubs, a modernized taping station, eight treatment tables equipped with a variety of therapeutic modalities,

## SPEED, STRENGTH AND CONDITIONING

UMaine Speed, Strength and Conditioning is a performance-based program focused on achieving success in athletic events and maintaining an injury-free environment. Our philosophy includes developing a mentally and physically challenging training environment that will allow athletes to maximize their ability; increasing performance in athletic events; decreasing the risk of injury through the teaching of progressive strength and power development exercises; and identifying and correcting dysfunctional movement patterns. The fundamentals of an athlete are lower-body strength; lower-body power; core strength; ability to accelerate and decelerate; mobility; and balanced upper body (posterior/anterior).

### INTERCOLLEGIATE STRENGTH CENTER IN LATTI FITNESS CENTER

The Intercollegiate Athletic Strength Center in the Latti Fitness Center serves all varsity teams. The center is entering its seventh year as home of the Black Bears.

Intercollegiate Strength Center by the numbers:

- 5,000 square feet
- 10,000 pounds of weights
- 10 multipurpose power racks
- Nine Olympic platforms
- Five different cardiovascular machines
- Five half racks
- Five glute/hamstring machines
- Nine sets of Eleiko/Uesaka Olympic bumper sets
- Four slide boards
- Electrical timing systems

## COMMUNITY INVOLVEMENT

Student-athletes do not just receive tremendous support. They also return the support to the local community. Events that student-athletes took part in last season included Toys for Tots, Salvation Army Angel Tree, Operation Christmas Child and Play4Kay. They also volunteered numerous hours at both the Ronald McDonald House and the Old Town—Orono YMCA, Cub Tracks Triathlon, Warm Heads Warm Hearts, Skate with the Bears, Black Bear Mentors, Skating Strides and more. UMaine Athletics donates thousands of dollars worth of tickets to nonprofits each year.







BECOME PART OF  
**BLACK  
BEAR  
NATION**

**GO.UMAINE.EDU**





## We Are UMaine

The University of Maine is Maine's land grant, sea grant and space grant university. The state's research university.

- More than 11,700 UMaine students from 50 states and 75 countries explore, learn, and make discoveries about themselves and the world, mentored by world-class faculty and graduate students.
- UMaine offers more than 100 academic majors and programs.
- Choose from more than 200 student groups and organizations.
- Classes and hands-on learning opportunities are year-round — fall and spring semesters, Winter Session, Summer University and UMaineOnline.

[go.umaine.edu](http://go.umaine.edu)



## AMY VACHON, HEAD COACH

Amy Vachon, currently in her sixth full season at the helm of the Black Bears and her 12th year on staff, signed a new agreement to serve as Maine's head coach on March 24, 2021. The new agreement will run from July 1, 2021 through June 30, 2025.

Vachon, who spent the final 18 games of the 2016-17 season at the helm of the Black Bears' staff, was officially named the interim head coach for the 2017-18 season on April 5 of 2017.

A champion as a player and coach with the Black Bears, Vachon has built a culture of winning at the University of Maine. On the court and in the classroom, year after year, the Black Bears have excelled at all they've done under Coach Vachon's guidance.

Another season, another trip to the America East title game under the guidance of Vachon in 2021-22 as she led Maine to an appearance in the title game for the seventh consecutive season after the Black Bears captured the America East regular season title. Vachon was crowned the America East Coach of the Year for the second consecutive season, and the fourth time in her first five years, to match former Maine head coach Joanne P. McCallie as the only coaches in league history to win the award four times. After a challenging non-conference slate, Vachon guided Maine to a 14-game win streak in conference action. Academically, the Black Bears shined once again with the third highest team GPA in all of Division-I.

Vachon guided the Black Bears through the challenging 2020-21 season, leading Maine to a 17-3 overall mark in the shortened COVID-19 season while earning her third America East Coach of the Year honor. The Black Bears earned their sixth-straight trip to the America East title game after entering the tournament as the number one seed with a 13-2 league mark. Even more impressive was the dedication and commitment to the classroom shown by the Black Bears as Maine earned the highest team cumulative grade point average (3.90) in all of Division-I.

In 2019-20, Vachon and the Black Bears again challenged themselves with a difficult non-conference slate. After suffering key injuries in the early part of the season, Vachon rallied the Black Bears to a return to the America East title game. Although the Black Bears were unable to compete in the Championship game due to COVID-19, Maine ended the season on a high note. Under Vachon's guidance, Maine ended the season riding the nation's eighth-longest win streak (10). The Black Bears capped the season with 12 league wins, marking the third-straight year under Vachon in which the team tallied 12 or more regular season league wins. After losing two starters to injury, Vachon played a key role in the development of several role players into key starting positions, including the development of All-Conference standouts Maeve Carroll and Dor Saar along with the on-court growth of America East Rookie of the Year, Anne Simon. The Black Bears not only finished strong on the court, but off it as well. Maine earned the No. 17 ranking, its highest ranking in school history, on the WBCA Top 25 Academic Honor Roll after compiling a 3.655 cumulative GPA.

Vachon followed up her first full season at the helm by earning her second-straight America East Coach of the Year honor, becoming just the sixth coach in America East history to win the award in back-to-back seasons. After guiding the Black Bears to their second consecutive America East Regular Season and Tournament Championships, Vachon's team earned the league's automatic bid into the NCAA Tournament for the second time in as many seasons. Maine's 25-8 record marked the fourth time in the last five seasons in which it topped the 20-win plateau and also tied for the third-most victories in a single season in UMaine history. The Black Bears were ranked in every edition of the College Insider Mid-Major Top-25 poll throughout the season, ending at No. 13. Maine, which put together a 14-game win streak under Vachon, led the America East in scoring (66.7) while setting new school and league records for 3-point field goals made in a season (273). The Black Bears challenged themselves early in the season, facing the 56th toughest schedule in the nation through their first 13 games, highlighted by an 85-73 victory on the road at North Carolina. Maine finished the season seeded 54th in the Ratings Performance Index (RPI). The Black Bears were dominant in league play, defeating eight conference opponents by 20 points or more with 13 of its 15 regular season league wins coming by double digits. Individually under Vachon's leadership and guidance, the Black Bears earned seven postseason honors including Blanca Millan who was named the America East Offensive and Defensive Player of the Year. All five starters on the 2018-19 team earned all-conference honors.

In her first full season as head coach of the Black Bears, Vachon earned America East Coach of the Year honors after leading Maine to a 23-10 overall mark. Under her guidance, the Black Bears were crowned with their first America East Tournament Championship since 2004, advancing to the NCAA Tournament for the eighth time in school history. Maine entered the America East Tournament as the No. 1 seed after completing a 16-point, come from behind victory over UAlbany in the regular season finale to clinch the regular season title.

The Black Bears ended the challenging campaign with the No. 70 RPI in the country. Maine continued to impress with its home court advantage, leading the America East in attendance for a fourth-straight season after going 12-2 on its home court. Vachon's offensive strategy guided the Black Bears to numerous shooting records including a Maine and America East single season high of 256 three-point field goals made.

Vachon, who took over head coaching duties after Coach Richard Barron stepped aside due to health complications, guided the Black Bears to an 11-7 mark during her time at the helm in 2016-17. Vachon led the Black Bears back to the America East title game, along the way knocking off No. 1 seeded New Hampshire in the America East semifinals.



### THE AMY VACHON FILE

#### Education

University of Maine

B.S. Elementary Education, 2000

University of North Carolina

M.S. Education, 2002

#### Head Coaching Experience

University of Maine, 2017 – present

4x America East Coach of the Year (2017-18, 2018-19, 2020-21, 2021-22)

Two America East Tournament Championships

Record: 114-54 overall, 77-19 America East

#### Assistant Coaching Experience

University of Maine Associate Head Coach, May 2016-April 2017

University of Maine Recruiting Coordinator, 2012-2017

University of Maine Assistant Coach, 2011-2016

#### Collegiate Playing Experience

University of Maine (1997-2000)

- Two-time captain

- Led the Black Bears to four-straight

NCAA Tournament appearances

- Point guard for UMaine team which

knocked off Stanford in 1999 NCAA Tournament

- UMaine compiled 87-35 mark during

her four seasons, including a 61-11 record in conference play

- Captured back-to-back America East

Championships (1997, 1998)

- America East record holder for career

assists (759), Maine record for assists in a season (234).

Inducted into the New England Basketball Hall of Fame ('13)

Inducted into the Maine Sports Hall of Fame ('16)

Inducted into UMaine Sports Hall of Fame ('18)

Inducted into Maine Basketball Hall of Fame (2021)





Vachon also guided UMaine to key wins, including an 84-71 victory over eventual America East Champions UAlbany. Under her guidance, the Black Bears posted an impressive 7-1 record at home.

In addition to the impressive on court statistics under Vachon, the University of Maine Women's Basketball team has excelled in the classroom as well. The 2018-2019 team was first in the America East in with a 3.5 GPA for the season. This is the fourth out of five years in which UMaine women's basketball has been tops in America East. Also, 11 out of 13 players earned UMaine Scholar Athlete awards, each earning a 3.0+ grade point average.

Vachon was promoted to associate head coach in May of 2016. She spent the first six years of her tenure as an assistant before taking over as interim head coach in the winter of 2017. Following the 2011-12 season, Vachon was also promoted to Recruiting Coordinator; a role she served until being named Interim Head Coach in 2017. Vachon was inducted into the Maine Sports Hall of Fame in the spring of 2016.

Former University of Maine women's basketball head coach Richard Barron named Vachon as an assistant coach on May 16, 2011. Vachon, a 2000 graduate of the University of Maine, had a fantastic four-year career as a student-athlete with the Black Bears.


A two-time captain, Vachon led the Black Bears to four-straight NCAA Tournament appearances and was a member of the squad that knocked off Stanford in the first round of the 1999 NCAA Tournament. Maine compiled a four-year record of 87-35 with Vachon on the team, including an impressive record of 61-11 in conference play. She was part of a Maine team that won back-to-back America East Championships in 1996-97 and 1997-98.

Vachon, who was inducted into the UMaine Sports Hall of Fame in 2018, holds Maine records for the most assists in a season (234). She also holds the Maine and America East record for assists in a career with 759. When hired in 2011, she ranked 22nd all-time in NCAA history in career assists. Vachon earned a spot on the America East All-Tournament Team in 1999.

Prior to joining the University of Maine women's basketball staff, Vachon was the head coach at Catherine McAuley High School, located in Portland, Maine. Vachon coached McAuley to the 2011 Maine Class A State Championship. student-athletes, as she also excelled in the classroom. She graduated Magna Cum Laude in 2000 with a degree in elementary education. In 2002, she earned her Master's of Education from the University of North Carolina, Chapel Hill in school counseling. While an undergraduate, she was named: All-Maine Women Honor Society, Dean's List, America East All-Conference Academic Honor Roll, Maine Scholar-Athlete Award winner and also served on the Student-Athlete Advisory Board.

Vachon, a 2021 Maine Basketball Hall of Fame inductee, knows the demands of a Division I student-athletes, as she also excelled in the classroom. She graduated Magna Cum Laude in 2000 with a degree in elementary education. In 2002, she earned her Master's of Education from the University of North

Carolina, Chapel Hill in school counseling. While an undergraduate, she was named: All-Maine Women Honor Society, Dean's List, America East All-Conference Academic Honor Roll, Maine Scholar-Athlete Award winner and also served on the Student-Athlete Advisory Board.



Vachon played point guard at UMaine from 1996-97 through the 1999-2000 seasons, guiding the Black Bears to four consecutive NCAA Tournament appearances.





## COURTNEY ENGLAND

### ASSOCIATE HEAD COACH

- Sixth season at UMaine
- UMaine '15
- Four-year student-athlete at UMaine (2011-15)

Courtney (Anderson) England, who began her appointment as an assistant coach at UMaine on July 1, 2017, is in her sixth year on staff with the Black Bears. England was promoted to Associate Head Coach on July 1, 2021.

England, who spent four years as a student-athlete on the University of Maine women's basketball team, returned to her alma mater following a year stint (2016-17) as an assistant coach at Presbyterian University.

Prior to her time at Presbyterian, England spent the 2015-16 season as the Director of Basketball Operations at the University of New Hampshire before stepping into an acting assistant coaching role with the Wildcats.

During her playing time at UMaine, England devoted numerous hours to working camps where she helped develop and mentor local camp attendees. In 2015, England was selected to take part in the Women's Basketball Coaches Association' "So You Want to be a Coach" program.

As a student-athlete with the Black Bears, England appeared in 114 games with 60 starts while scoring 315 points and adding 266 rebounds and 226 assists.

England graduated from UMaine in the spring of 2015 with a Bachelors of Science in Elementary Education. She and her husband, TJ, are the proud parents of their daughter, Skylar.



## TOM BISKUP

### ASSISTANT COACH / RECRUITING COORDINATOR

- Sixth season at UMaine
- Fourth season as Assistant coach
- Served as Director of Operations for the 2017-18 season

Tom Biskup, currently in his sixth year on staff and fourth as an assistant coach with the program, was promoted from Director of Operations to assistant coach in August of 2018. Biskup was promoted to Recruiting Coordinator on July 1, 2021.

Biskup served as the Black Bears' director of operations during their America East championship season in 2017-18. In that role, Biskup oversaw the day-to-day operations of the program including, but not limited to, travel accommodations, coordinating practices both home and away and booking all hotels, meals, bus travel and flights.

Prior to joining the UMaine staff, Biskup spent five seasons as an assistant coach at Roanoke College and Southern Maine Community College. Biskup spent the 2014-17 seasons at Division III Roanoke where he assisted in multiple duties including coaching, recruiting, practice planning, film breakdown, monitoring of academic progress and the overall coordination of the program's day-to-day events.

In his two seasons at Southern Maine Community College, Biskup was involved in the recruiting process in Maine and New Hampshire as well for the overall skill development of the perimeter players.

In addition to his coaching roles, Biskup has participated and run numerous camps during his





GADDY LEFFT

ASSISTANT COACH

- Second season at UMaine
- First year as assistant coach at UMaine
- Served as assistant coach at Army in 2021-22
- Played one season (2019-20) at UMaine

Gadson (Gaddy) Lefft returned to Maine in an assistant coaching role on May 1, 2022.

Prior to rejoining the Black Bears, Lefft spent the 2021-22 season as an assistant coach on former Black Bear point guard Missy Traversi’s staff at Army. During that one-year stint, Army finished 16-13 overall with a 10-8 mark in Patriot League play.

She spent the 2020-21 season as a student assistant coach and an assistant in UMaine’s compliance department. In 2020-21, the Black Bears finished the shortened season with a 17-3 overall mark and advanced to the America East title game.

Lefft, who joined the University of Maine in the fall of 2019, played one season for the Black Bears where she appeared in 16 games. Lefft tallied a season-best seven points in Maine’s game against Northeastern.

Before attending UMaine, Lefft spent three seasons at the University of Delaware where she appeared in 20 games with two starts during her senior year, leading the team with a 45.7-percent mark from the floor. While at Delaware, she earned two selections to the Colonial Athletic Association Academic Honor Roll.

She began her collegiate career at Clemson where she competed in 21 games for the Tigers, again leading her team with a 46.3 field goal percentage.

Prior to her collegiate career, played two seasons at Heathwood Hall Episcopal School (2012-14), helping to lead the Highlanders to the school’s first-ever SCISA State Championship title as a team captain. Lefft scored over 1,000 points and pulled down more than 750 rebounds while at Heathwood. For her accomplishments, the 2013-14 SCISA AAA Player of the Year and two-time All-State selection was selected to compete in the South Carolina vs. Georgia All-Star Game. Lefft also competed at Clover High School and spent a post-graduate year playing for Phillips Academy where she averaged 14.1 points and 6.5 rebounds.

A native of Lake Wylie, S.C., Lefft participated in the 2021 NCAA Emerging Leaders Seminar in Indianapolis. She was appointed to the Patriot League Diversity and Inclusion Conference Committee in 2021 and also led, developed, and implemented a yearlong, three-part program for diversity, equity, and inclusion awareness at UMaine.

Lefft, who graduated from Delaware with a Bachelor of Arts in History and a minor in Political Science, earned her Master of Arts in Global Policy from the University of Maine in 2021.



MATT PEYTON

ASSISTANT SPORTS PERFORMANCE COACH/  
DIRECTOR OF OPERATIONS

- Sixth season at UMaine
- Has served as women’s basketball sports performance coach since 2017





# 0 SERA HODGSON

GUARD

SOPHOMORE | 5-11 | COMM. SCIENCES & DISORDERS  
RINDGE, N.H. / NEW HAMPTON

**FRESHMAN (2021-22):** Appeared in 25 games, starting seven ... Averaged 1.2 points and 0.8 rebounds per game ... Tallied six steals on the season ... Started first seven games of her career ... Career-high six points twice, against Providence and at Princeton. **BEFORE MAINE:** Two-year captain at New Hampton ... award the 2019 and 2020 Coach's Award ... won the 2020 Student-Athlete Underclassman award ... Guided 2020 team to the Double A semifinals ... excelled on the AAU circuit with the New England Crusaders ...

**PERSONAL:** Born Jan. 28, 2003 ... daughter of Sherree and Gregory Hodgson ... has six siblings, five brothers and one sister ... older brother (Ezra) played basketball at SUNY Plattsburgh (2011-15) and sister Ev played at William & Mary (2018-20) ... four-year high honor roll selection ... also played soccer and lacrosse in high school ... named to the 2020 NEPSAC women's soccer all-star first team ... received the 2020 Coach's Award (soccer).

SEASON	TEAM	GP-GS	MIN/AVG	Field Goals		3-Point		F-Throws		Rebounds				Scoring						
				FG-FGA	FG%	3FG-3FGA	3FG%	FT-FTA	FT%	OFF	DEF	TOT	AVG	PF-FO	A	TO	BLK	STL	PTS	AVG
2021-22	Maine	25-7	281/11.3	10-44	.227	8-34	.235	2-2	1.000	9	12	21	0.8	25-1	4	13	0	6	30	1.2



# 1 OLIVIA ROCKWOOD

GUARD

JUNIOR | 5-5 | KINESIOLOGY & PHYSICAL ED.  
WINDSOR, VT / WINDSOR

**SOPHOMORE (2021-22):** Appeared in all 32 games ... Registered 4.2 points per game ... Tallied 18 steals on the season ... Tallied a career-high 13 points, with a career-best four triples, at UMass Lowell ... Registered nine points, with three triples, against New Hampshire ... Tallied six points at Hartford, and six against Stony Brook ... Six points and career-high three assists (3) at Army. **FRESHMAN (2020-21):** Appeared in 13 games ... averaged 0.7 points, 0.8 rebounds, 0.5 steals ... made her collegiate debut at Providence (12/10) ... scored her first collegiate points with a 3-pointer at Northeastern (12/20) ... finished the season with nine points with 3-point field goals in three separate games; at Northeastern, at New Hampshire (1/2), and again at New Hampshire (1/3) ... pulled down a season-high three rebounds at UNH (1/2).

**BEFORE MAINE:** A three-year captain at Windsor ... finished her career as Windsor's all-time leading scorer for boys and girls with 1,873 points ... during her senior season, named Vermont Gatorade Player of the Year, VCBA Player of the Year and was named Miss Basketball by the Burlington Free Press ... nominated for the McDonald's All-American team ... earned a spot on the Vermont Senior All-Star team and made the Burlington Free Press All-State Basketball team ... named to the SVL Girls All-League team and Burlington Free Press All-Decade team for the 2010s ... Quad Championships ... multi-time USA Today Vermont Player of the Year ... Burlington Free Press All-League First Team in her junior year ... Three-time Valley News Female Athlete of the Year (2018, 2019) ... Registered her 1,000th career point in her second game of her junior season, becoming first female in Windsor High School history to reach the 1,000 point mark ... averaged over 20 points per game over her four-year career at Windsor.

**PERSONAL:** Parents both played basketball in college.

SEASON	TEAM	GP-GS	MIN/AVG	Field Goals		3-Point		F-Throws		Rebounds				Scoring						
				FG-FGA	FG%	3FG-3FGA	3FG%	FT-FTA	FT%	OFF	DEF	TOT	AVG	PF-FO	A	TO	BLK	STL	PTS	AVG
2020-21	Maine	13-0	60/4.6	3-20	.150	3-19	.158	0-2	.000	1	9	10	0.8	9-0	0	6	1	6	9	0.7
2021-22	Maine	32-0	592/18.5	45-134	.336	32-112	.286	8-9	.889	5	23	28	0.9	32-0	17	16	2	18	130	4.1





# 2 LEXI MITTELSTADT

GUARD  
JUNIOR | 5-8 | PSYCHOLOGY  
WILTON, ME | MT. BLUE

SOPHOMORE (2021-22): Appeared in 19 games ... Tallied season-high three points against Yale (11/19) and NJIT (2/19). FRESHMAN (2020-21): Appeared in five games ... made her collegiate debut at Providence (12/10) ... saw action in four conference games ... played a season-high three minutes at Hartford (12/22).

BEFORE MAINE: Excelled during her high school career at Mt. Blue where she served as a captain for three seasons ... became a 1,000 point scorer during her senior season ... named a finalist for the Miss Maine Basketball accolade and earned a spot on the McDonald's All-Star team ... during her junior season, led her league in scoring (20 points per game), 3-point field goals made and assists per game ... named All-Region and KVAC First-Team ... earned KVAC First-Team honors as a sophomore ... named to All-Rookie Team following her freshman campaign ... with Blue Wave AAU, earned All-Tournament Team honors while helping her team capture the Zero Gravity National Championship. Traveled to Washington D.C. to play in the U.S. Junior National Tournament ... 2019 Gym Rat Showcase (New York) honorable mention.

PERSONAL: Has spent her time traveling and volunteering around the world including trips to Ghana and China ... helped run basketball clinics during her time in China ... older brother played basketball at Clark University ... also played lacrosse and soccer in high school ... was named captain of her soccer team during her senior season ... favorite movie is 8 Mile ... fan of all New England professional sports ... favorite athletes are Skylar Diggins and Giannis Antetokounmpo.

				Field Goals		3-Point		F-Throws		Rebounds				Scoring						
SEASON	TEAM	GP-GS	MIN/AVG	FG-FGA	FG%	3FG-3FGA	3FG%	FT-FTA	FT%	OFF	DEF	TOT	AVG	PF-FO	A	TO	BLK	STL	PTS	AVG
2020-21	Maine	5-0	8/1.7	0-1	.000	0-1	.000	0-0	.000	0	0	0	0.0	0-0	0	1	0	0	0	0.0
2021-22	Maine	19-0	67/3.6	3-8	.375	2-7	.286	0-0	.000	0	9	9	0.5	0-0	3	5	1	2	8	0.4
<b>TOTAL</b>		<b>24-0</b>	<b>76/3.2</b>	<b>3-9</b>	<b>.333</b>	<b>2-8</b>	<b>.250</b>	<b>0-0</b>	<b>.000</b>	<b>0</b>	<b>9</b>	<b>9</b>	<b>0.4</b>	<b>0-0</b>	<b>3</b>	<b>6</b>	<b>1</b>	<b>2</b>	<b>8</b>	<b>0.3</b>



# 3 ANNE SIMON

GUARD  
SENIOR | 5-8 | PSYCHOLOGY  
SANDWEILER, LUXEMBOURG / SPORTLYCEE

America East (AE) Player & Defensive Player of the Year (2022) | 2x AE First Team (2021, 2022) | AE All-Defensive Team (2022) | AE Rookie of the Year (2020) | AE Second Team (2020) | AE All-Rookie Team (2020) | 4x AE Player of the Week | 7x AE Rookie of the Week

JUNIOR (2021-22): America East Player & Defensive Player of the Year ... America East All-Conference First Team ... America East All-Defensive Team ... Three-time America East Player of the Week ... Tallied the 1,000th point of her career on Feb. 9, 2022 ... Started in all 32 games ... Averaged a conference best 16 points per game, to go along with five rebounds and two assists per game ... Averaged the third most minutes played per game in the conference (35.7) ... Registered a team and conference high 88 steals (2.8 per game) ... tallied 24 points in win over UMBC ... notched double-double (21 pts/10 rebs) at Stony Brook ... career-high 8 steals at UNH ... tallied 24 points, her second-straight 20+ point performance, against UMass Lowell ... registered 22 points on a career-high six triples against New Hampshire ... tallied her fifth career double-double (24 pts/11 rebs) against Providence ... season-high 26 point effort at Boston University ... tallied her sixth career double-double, and second of the season, with 21 points and 11 rebounds against Dartmouth while also matching a career-high with six steals. SOPHOMORE (2020-21): Named to the America East All-Conference First Team ... Captured America East Player of the Week Honors on Feb. 23 ... Started 19 of the 20 games ... averaged 12.5 points, 5.2 rebounds, 2.3 assists, and 1.9 steals while shooting 45.4-percent from the floor, 32.9-percent from 3-point range, and 73.6-percent from the free throw line ... ranked fifth among America East leaders in scoring average (12.5), 17th in rebounding (5.2), fifth in steals (1.9), and seventh in field goal percentage (32.9) ... registered double-digit scoring efforts in 13 games, scoring 20 or more in three games ... posted a season-high 22 points against NJIT (1/9) and again at Binghamton (1/23) ... finished with a double-double (13 pts/11 rebs) at Hartford (12/22) ... matched a career-high with five steals at Northeastern (12/20) and again at Binghamton (1/23). FRESHMAN (2019-20): America East Rookie of the Year ... Named to the America East All-Conference Second Team ... Named to the America East All-Rookie Team ... Seven-time America East Rookie of the Week ... appeared in 31 games with 29 starts ... averaged 13.0 points, 5.2 rebounds, 1.9 assists and 1.6 steals ... shot 46.9-percent from the floor ... averaged 15.7 points and 6.5 rebounds in conference play ... registered 22 double-digit scoring performances, besting 20 points on six occasions ... tallied a career-high 11 rebounds, three-times ... notched a trio of double-doubles ... posted a career-high 28 points with 11 rebounds for her first collegiate double-double at Binghamton (1/18) ... posted double-digit scoring performances in 13 of her 15 appearances against conference opponents in the regular season ... named to the America East Commissioner's Honor Roll ... UMaine Scholar-Athlete Rising Star.

BEFORE MAINE: Three-year captain of the Luxembourg National Team ... averaged 16.4 points per game, 8.0 rebounds and 2.7 assists at the 2018 European Championship event ... During her career at the National Team level, averaged 10.7 points, 4.0 rebounds and 2.7 assists against elite competition ... In 2018, helped guide Luxembourg to a second place finish at the European Championship for Small Countries. In the 2017 European Girls' Basketball League, assisted her squad to a third place finish and was nominated to the All-Star team as the tournament's top point guard.

PERSONAL: Born Jan. 29, 2000 ... has one brother who played professional soccer in Luxembourg.

				Field Goals		3-Point		F-Throws		Rebounds				Scoring						
SEASON	TEAM	GP-GS	MIN/AVG	FG-FGA	FG%	3FG-3FGA	3FG%	FT-FTA	FT%	OFF	DEF	TOT	AVG	PF-FO	A	TO	BLK	STL	PTS	AVG
2019-20	Maine	31-29	1011/32.6	151-322	.469	29-98	.296	72-93	.774	38	123	161	5.2	88-4	60	77	3	51	403	13.0
2020-21	Maine	20-19	664/33.2	94-207	.454	23-70	.329	39-53	.736	32	72	104	5.2	42-0	46	48	6	37	250	12.5
2021-22	Maine	32-32	1143/35.7	196-471	.416	56-182	.308	65-96	.677	36	125	161	5.0	76-1	63	67	5	88	513	16.0





4

# JAYCIE CHRISTOPHER

GUARD

FRESHMAN | 5-10 | PSYCHOLOGY  
SKOWHEGAN, MAINE / SKOWHEGAN

BEFORE MAINE: 2022 Miss Maine Basketball Player of the Year ... 2022 Maine Gatorade Player of the Year ... averaged 24 points per game, 10 rebounds, six assists, and three steals at Skowhegan High School ... concluded her time at Skowhegan as the school's all-time leading scorer with 1,561 points ... a three-time all-state selection ... three-time conference player of the year ... four-time all-conference selection ... three-time all-defensive team honoree ... also competed for the Maine Surge and Maine Attraction on the AAU circuit ... recognized as the Bob Whytock Most Outstanding Player of the Maine Tournament ... guided Skowhegan to its first state championship title in 2022 ... aside from her performance on the basketball court, was named recipient of the 2022 Miss Maine Softball Award, presented to the top softball player in the state ... a three-time softball all-conference selection, twice earning all-state honors, and was a four-time all-conference selection in golf ... Valedictorian of her class at Skowhegan, was named the Maine Principals Association Student of the Year in 2022.



5

# SARAH TALON

GUARD

FRESHMAN | 5-9 | GLOBAL POLICY  
WINDHAM, ME / WINDHAM

BEFORE MAINE: Ranked as the No. 9 best player in New England according to Prep Girls Hoops ... competed for Windham High School while also spending time on the AAU circuit with Blue Wave Basketball and Maine Attraction ... Miss Maine Basketball semifinalist ... First Team Class AA All-Star ... named to the All-Rookie Team following her freshman year at Windham and was recognized to the All-SMAA Second Team as a sophomore after leading the Eagles to the Maine High School semifinal round ... averaged double-figure scoring efforts in all four years at Windham ... also competed for the Windham soccer team where she helped guide the Eagles to a perfect 19-0 season and a state championship title in the fall of 2021.





# ANNA 10 KAHELIN

GUARD

SENIOR | 5-11 | MANAGEMENT

HELSINKI, FINLAND / HELSINKI BASKETBALL ACAD. MARSKY

**JUNIOR (2021-22):** Did not appear in any games. **SOPHOMORE (2020-21):** Missed the first 11 games of the season due to an injury suffered late in the 2019-20 season ... appeared in eight games ... averaged 0.4 points, 0.5 rebounds ... tallied her lone points of the season, three, with a three against UMass Lowell (2/6) ... matched a career-high with two steals at Binghamton (1/23).

**FRESHMAN (2019-20):** Appeared in 31 games with 10 starts ... averaged 3.3 points and 2.5 rebounds ... registered a career-high and her first double-digit scoring performance with 10 points against Husson (12/4) ... made her first career start against Arizona State (11/29) ... went on to start nine straight games ... posted a career-high in rebounds (6) in a win over Green Bay ... named to America East Commissioner's Honor Roll ... UMaine Scholar-Athlete Rising Star.

**BEFORE MAINE:** Played on Finland's U15, U16, and U18 National Teams and also competed with the Women's National Team ... helped guide Finland's U19 team, the Helmi Capitals, to back-to-back National Championships in 2016 and 2017 ... From 2017-19, competed for Helsinki Basketball Academy (HBA) Märsky, leading the team to its first ever playoff appearance in program history.

SEASON	TEAM	GP-GS	MIN/AVG	Field Goals		3-Point		F-Throws		Rebounds				Scoring						
				FG-FGA	FG%	3FG-3FGA	3FG%	FT-FTA	FT%	OFF	DEF	TOT	AVG	PF-FO	A	TO	BLK	STL	PTS	AVG
2019-20	Maine	31-10	770/24.8	41-103	.398	9-38	.237	10-26	.385	27	52	79	2.5	58-0	23	51	4	11	101	3.3
2020-21	Maine	8-0	65/8.1	1-6	.167	1-4	.250	0-2	.000	3	1	4	0.5	5-0	3	2	0	2	3	0.4



# KATIE 12 WHITE

FORWARD

JUNIOR | 6-2 | BUSINESS ADMINISTRATION

LA PLATA, MD / ST. MARY'S RYKEN

**FRESHMAN (2020-21):** Appeared in nine games ... made her collegiate debut at Providence (12/10) ... pulled down one rebound in her college debut ... scored her first collegiate points with a bucket against UMass Lowell (2/6).

**BEFORE MAINE:** A two-year captain at St. Mary's Ryken ... averaged a double-double with 10 points and 15 rebounds while shooting 72-percent from the floor and 70-percent from the free throw line during her junior season ... one of the top shot blockers in Washington, leading the Washington Catholic Athletic Conference (WCAC) in blocked shots and finishing sixth overall in the Washington Post All Metsports.com rankings for blocked shots her junior year ... ranked fourth in the WCAC in rebounding ... All-County Honorable Mention selection in 2017 and 2018 ... WCAC Honorable Mention in 2017 and 2018 ... led WCAC in blocked shots for three-straight years ... won New Jersey Sparks Showcase and Boo Williams EYBL Bronze bracket with 2018 Team Takeover EYBL U16 ... in 2017 with DC Lady Blue Devils U17, won the Run for the Roses tournament ... started as a freshman on her varsity high school team ... played club for Fairfax Stars 2019 Girls 17U Nike EYBL Team.

**PERSONAL:** Also played volleyball in high school ... mother played basketball in college at Frostburg State.

SEASON	TEAM	GP-GS	MIN/AVG	Field Goals		3-Point		F-Throws		Rebounds				Scoring						
				FG-FGA	FG%	3FG-3FGA	3FG%	FT-FTA	FT%	OFF	DEF	TOT	AVG	PF-FO	A	TO	BLK	STL	PTS	AVG
2020-21	Maine	9-0	24/2.7	1-2	.500	0-0	.000	0-0	.000	1	2	3	0.3	5-0	3	4	1	0	2	0.2
<b>TOTAL</b>		<b>9-0</b>	<b>24/2.7</b>	<b>1-2</b>	<b>.500</b>	<b>0-0</b>	<b>.000</b>	<b>0-0</b>	<b>.000</b>	<b>1</b>	<b>2</b>	<b>3</b>	<b>0.3</b>	<b>5-0</b>	<b>3</b>	<b>4</b>	<b>1</b>	<b>0</b>	<b>2</b>	<b>0.2</b>





# 13 CAROLINE BORNEMANN

FORWARD/GUARD

JUNIOR | 5-10 | MATHEMATICS

HORSHOLM, DENMARK / RUNGSTED GYMNASIUM

America East All-Tournament Team (2022)

**SOPHOMORE (2021-22):** Appeared in all 32 games with 30 starts ... Averaged 29.3 minutes per game, averaging 8.2 points and 4.2 rebounds per game ... Finished second on the team in blocks (13) ... Notched a career-high 21 points in the America East quarterfinals against Hartford ... Registered 17 points with five triples against Hartford ... Career-high five steals at Binghamton ... Tallied 14 points with four threes at UNH ... Tallied 16 points, on four triples, against New Hampshire ... Notched 16 points, with three triples, a Vermont ... Registered 15 points against Dartmouth ... Posted a career-best seven rebounds against Providence. **FRESHMAN (2020-21):** Appeared in 10 games ... made her collegiate debut at Providence (12/10) ... scored her first collegiate point on a free throw at Providence ... hit her first collegiate three-point field goal against New Hampshire (2/20) ... pulled down a season-high four rebounds at Hartford (12/22).

**BEFORE MAINE:** Competed in the European Championship for three years with Team Denmark (U18, U16) ... Averaged 8.0 points and 4.9 rebounds while shooting 45 percent from 3-point range at the 2018 U18 European Championships ... Guided her Club Team to Cup Championships in 2020 and 2018 - named MVP in 2018 ... Earned All-Star status at the 2018 Nordic Championship for Club Teams ... Assisted U16 team to European Championship Division B title and a runner-up showing in the U16 Nordic Championship.

**PERSONAL:** Played for Hørsholm 79'ers Basketball Club.

SEASON	TEAM	GP-GS	MIN/AVG	Field Goals		3-Point		F-Throws		Rebounds				Scoring						
				FG-FGA	FG%	3FG-3FGA	3FG%	FT-FTA	FT%	OFF	DEF	TOT	AVG	PF-FO	A	TO	BLK	STL	PTS	AVG
2020-21	Maine	10-0	36/3.6	2-7	.286	1-4	.250	2-4	.500	2	4	6	0.6	4-0	0	1	0	0	7	0.7
2021-22	Maine	32-30	938/29.3	95-213	.446	44-121	.364	28-38	.737	24	110	134	4.2	63-0	23	46	13	37	262	8.2



# 15 PAULA GALLEGO

GUARD

SOPHOMORE | 6-1 | COMPUTER SCIENCE

BARCELONA, SPAIN / COL-LEGI PINEDA

AE All-Rookie Team (2022) | 3x AE Rookie of the Week (2022)

**FRESHMAN (2021-22):** Appeared in 30 games with 20 starts ... Averaged 3.1 points and 2.4 rebounds per game ... Registered 19 steals and 4 blocks on the season ... Named to America East All-Rookie Team ... Named America East Rookie of the Week on Feb. 7, 2022, Feb. 21, 2022, and Feb. 28, 2022 ... Tallied career-high 13 points at UAlbany ... added 10 points at home against UAlbany ... Registered a career-high nine rebounds at UMass Lowell ... Notched eight points against New Hampshire.

**BEFORE MAINE:** Captain at CEJ L'Hospitalet from 2016-20 ... Selected to Barcelona's regional team in 2017-18 ... Top scoring and free throw shooter (pct.) in first division (2018-19) ... Ranked in the top five among scorers in the second division (2019-20) ... In 2019-20, began playing with club's senior team (Copa Catalunya), first Catalan division ... Since 2016, played in advanced leagues with teams two years older (both first and second division) ... First place Gava Tournament ... Team earned first classification, winning 20 of 20 games, in second division in 2019-20.

SEASON	TEAM	GP-GS	MIN/AVG	Field Goals		3-Point		F-Throws		Rebounds				Scoring						
				FG-FGA	FG%	3FG-3FGA	3FG%	FT-FTA	FT%	OFF	DEF	TOT	AVG	PF-FO	A	TO	BLK	STL	PTS	AVG
2021-22	Maine	30-20	515/17.2	39-94	.415	8-33	.242	7-10	.700	23	48	71	2.4	40-1	25	23	4	19	93	3.1





21

MILANA  
NENEDIC

FORWARD

FRESHMAN | 6-1 |

KITCHENER, ONTARIO / CAMERON HEIGHTS COLLEGIATE INST.

BEFORE MAINE: Served as a captain at Cameron Heights Collegiate Institute High School where she averaged 25 points per game in 2020-21 season ... On the international scene, was named to the U16 Team Canada National team in 2021 and was ranked as the No. 15 high school prospect in North America by Blue Star Basketball and the top-rated Canadian in the 2023 graduating class ... In 2020, was named Most Valuable Player at Cameron Heights, was selected for Blue Star Top-30, and recognized for Blue Star Saturday at the NCAA Women's Final Four in 2020 ... In 2019, represented Canada in the 2019 BALLIN Across borders Canada vs. USA All-Star Game ... registered 21 points in her All-Star appearance ... guided her club team to a 57-1 record in 2019, earning a 2019 Jr. NBA National Title, after leading her high school program to a 28-1 mark in 2019 ... Her teams captured the Ontario Cup Championship in 2019, the Ontario Basketball League X Championship in 2019, was the a member of the first Canadian team to win Made Hoops Nike Rose 7eague Championship in 2019, and earned a silver medal at the 2019 Jr. NBA Global Championship.



23

ABBE  
LAURENCE

FORWARD

SENIOR | 6-2 | FOOD SCIENCE HUMAN NUTRITION

PORTSMOUTH, N.H. / PORTSMOUTH

JUNIOR (2021-22): Appeared in 12 games, starting in four ... Averaged 1.8 points and 2.1 rebounds per game ... Tallied 10 blocks and 5 steals on the season ... Pulled in a season-high five rebounds against Hartford (1/5) ... Tallied a season-high six points against Vermont (12/30).

SOPHOMORE (2020-21): Appeared in 17 games with five starts ... averaged 2.1 points, 2.0 rebounds with a 53.1-percent mark from the floor ... began the season with back-to-back double-digit scoring outings ... tallied 10 points and nine rebounds at Providence (12/10) before adding 10 points at Rhode Island (12/11).

FRESHMAN (2019-20): Appeared in 11 games with one start ... averaged 1.4 points and 1.7 rebounds per game ... made her first collegiate start at Dartmouth (12/10) ... registered career-highs in both points (12) and rebounds (10), tallying her first career double-double, in a win over Husson (12/4) ... named to America East Commissioner's Honor Roll.

BEFORE MAINE: Played at Portsmouth High School while also competing at the Amateur Athletic Union (AAU) level for the New England Crusaders and a 1-year stint with Nike Elite Youth Basketball League (EYBL) ... A four-year starter at Portsmouth, averaged a double-double during her high school career, posting 10.9 points per game and 10.2 rebounds to go along with 2.7 blocks ... In total, tallied 906 career points to go along with 849 rebounds and 230 blocks at Portsmouth ... Named Most Valuable Player following her senior season after guiding Portsmouth to the New Hampshire Interscholastic Athletic Association (NHIAA) Division-I Final Four as a state finalist.

SEASON	TEAM	GP-GS	MIN/AVG	Field Goals		3-Point		F-Throws		Rebounds				Scoring						
				FG-FGA	FG%	3FG-3FGA	3FG%	FT-FTA	FT%	OFF	DEF	TOT	AVG	PF-FO	A	TO	BLK	STL	PTS	AVG
2019-20	Maine	11-1	70/6.4	6-14	.429	0-0	.000	3-4	.750	8	11	19	1.7	13-0	10	8	3	8	15	1.4
2020-21	Maine	17-5	146/8.6	17-32	.531	0-1	.000	2-6	.333	17	17	34	2.0	18-0	10	16	9	6	36	2.1
2021-22	Maine	12-4	127/10.6	9-25	.360	0-0	.000	4-10	.400	12	13	25	2.1	17-0	8	7	10	5	22	1.8





# ANNA SOLER

## 30

GUARD

SOPHOMORE | 5-8 | COMMUNICATION

BARCELONA, SPAIN / UE CLARET (EASTERN WYOMING COL.)

**BEFORE MAINE:** As a freshman, started all 30 games for Eastern Wyoming College while registering 9.7 points, 4.7 rebounds, and a team high 2.7 assists while shooting 43.8 percent from the field and 37.9 percent from three-point range ... netted double-digit point totals in 17 games including a career-high 18 points in the first game of her collegiate career ... guided Eastern Wyoming to the finals of the regional championship after the team knocked off the fourth ranked team in the nation, Western Nebraska Community College ... prior to her time at Eastern Wyoming, spent 10 years playing at the basketball club for her school at UE Claret ... After her time at UE Claret, went on to play for the basketball club Lima Horta where she played at the highest level for her age group.



# ADRIANNA SMITH

## 33

FORWARD

SOPHOMORE | 5-10 | KINESIOLOGY & PHYSICAL ED.

RESTON, VA / BISHOP O'CONNELL

**FRESHMAN (2021-22):** Appeared in 30 games ... Averaged 2.1 points and 2.0 rebounds per game ... Totaled 10 steals and 10 blocks on the season ... Scored her first collegiate points against Nebraska (11/9) ... Career-high seven rebounds at UMass Lowell ... Career-highs in points (9) and assists (5) against UMass Lowell ... Tallied six points with five against Stony Brook ... registered six points in back-to-back games at Princeton and against Drexel.

**BEFORE MAINE:** First-Team All-State (2020) ... Honorable Mention All-State (2019) ... Second Team WCAC (2020) ... Honorable Mention WCAC (2019) ... She Got Game MVP (2020) ... Captain in 2020 at Bishop O'Connell ... Averaged 12 points, 10 rebounds, two assists, and two steals per game in 2019-20 at Bishop O'Connell ... Guided team to first place at the Rebal Round Ball Classic (2019) ... Led team to second place in "The League" at Boo Williams 2020 ... Team placed third in WCAC in 2020.

**PERSONAL:** Born June 8, 2003 ... Daughter of Kristin Kahler ... played volleyball for one year in high school ... Honors, First Honors, and Second Honors all three years at Bishop O'Connell ... Honor Roll at Southlakes for one year ... has two half-brothers.

SEASON	TEAM	GP-GS	MIN/AVG	Field Goals		3-Point		F-Throws		Rebounds				Scoring						
				FG-FGA	FG%	3FG-3FGA	3FG%	FT-FTA	FT%	OFF	DEF	TOT	AVG	PF-FO	A	TO	BLK	STL	PTS	AVG
2021-22	Maine	30-0	213/7.1	29-71	.408	0-2	.000	6-9	.667	20	39	59	2.0	47-1	16	27	10	10	64	2.1



# IDAN SHULUSH

## 42

GUARD

SOPHOMORE | 5-7 |

GEDERA, ISRAEL / WINGATE BASKETBALL ACADEMY (ST.)

**BEFORE MAINE:** Appeared in four games in her freshman season at St. John's ... Played for one of the top female basketball academies in Israel, the Wingate Basketball Academy, prior to her time at St. John's ... posted an impressive resume on the International scene before beginning her collegiate career ... Member of the U14, U16, and U20 Israeli National Teams ... earned First Team All-FIBA International Camp honors after playing a key role for her native country at the U16 European Championship where she averaged 7.1 points ... In 2017, registered a pair of double-digit scoring performances at the European Championship ... named top-five in the FIBA International U15 Camp.



The University of Maine men's and women's basketball teams are privileged to play in one of the top arenas in the Northeast. Cross Insurance Center is a 5,800-seat multi-purpose arena in Bangor, Maine, United States. The arena holds up to 8,500 people for concerts, and features an attached 2,000-person convention center. It was built at an estimated cost of \$65 million and provides the Black Bears with arguable the best home court advantage in all of the America East conference!







# The Future Home of the Black Bears







# Women's Basketball 1,000 Point Club



**1. CINDY BLODGETT**

Year	GP	FG	FT	Pts.	Avg.
1994-95	30	220	116	602	20.07
1995-96	25	185	89	889	27.78
1996-97	30	285	171	810	27.00
1997-98	26	237	176	704	27.08
<b>Totals</b>	<b>118</b>	<b>1,055</b>	<b>676</b>	<b>3,005</b>	<b>25.47</b>



**2. RACHEL BOUCHARD**

Year	GP	FG	FT	Pts.	Avg.
1987-88	28	176	128	480	17.28
1988-89	27	212	167	591	21.89
1989-90	29	263	198	724	24.97
1990-91	26	224	162	610	23.46
<b>Totals</b>	<b>110</b>	<b>875</b>	<b>655</b>	<b>2,405</b>	<b>21.86</b>



**3. JAMIE CASSIDY**

Year	GP	FG	FT	Pts.	Avg.
1996-97	30	161	111	445	14.83
1997-98	30	194	139	529	17.63
1998-99	31	278	175	738	23.81
1999-00	31	235	188	668	21.55
<b>Totals</b>	<b>122</b>	<b>868</b>	<b>613</b>	<b>2,380</b>	<b>19.51</b>



**4. LIZ COFFIN**

Year	GP	FG	FT	Pts.	Avg.
1984-85	30	181	92	454	15.13
1985-86	29	222	145	589	20.31
1986-87	28	208	151	567	20.25
1987-88	27	184	173	543	20.11
<b>Totals</b>	<b>114</b>	<b>795</b>	<b>561</b>	<b>2,153</b>	<b>18.89</b>



**5. BLANCA MILLAN**

Year	GP	FG	FT	Pts.	Avg.
2016-17	34	111	26	292	8.6
2017-18	33	230	49	578	17.5
2018-19	33	219	69	568	17.2
2019-20	6	35	33	109	18.2
2020-21	20	160	71	427	21.4
<b>Totals</b>	<b>126</b>	<b>755</b>	<b>248</b>	<b>1,974</b>	<b>15.7</b>



**6. HEATHER ERNEST**

Year	GP	FG	FT	Pts.	Avg.
2000-01	28	140	103	390	13.93
2001-02	28	121	109	357	12.75
2002-03	28	201	145	559	19.96
2003-04	31	173	136	498	16.06
<b>Totals</b>	<b>115</b>	<b>635</b>	<b>493</b>	<b>1,804</b>	<b>15.69</b>



**7. EMILY ELLIS**

Year	GP	FG	FT	Pts.	Avg.
1981-82	22	87	50	224	9.64
1982-83	27	113	63	289	10.70
1983-84	27	226	144	596	22.1
1984-85	30	223	141	587	19.57
<b>Totals</b>	<b>106</b>	<b>649</b>	<b>398</b>	<b>1,696</b>	<b>16.0</b>




**8. SIGI KOIZAR**

Year	GP	FG	FT	Pts.	Avg.
2013-14	32	57	22	157	5.0
2014-15	32	156	110	459	14.3
2015-16	35	217	100	619	17.7
2016-17	31	146	89	436	14.1
<b>Totals</b>	<b>130</b>	<b>574</b>	<b>335</b>	<b>1,671</b>	<b>12.9</b>




**9. LIZ WOOD**

Year	GP	FG	FT	Pts.	Avg.
2012-13	28	106	47	289	10.3
2013-14	32	152	55	404	12.6
2014-15	32	175	50	440	13.8
2015-16	35	126	47	329	9.4
<b>Totals</b>	<b>127</b>	<b>559</b>	<b>199</b>	<b>1,462</b>	<b>11.5</b>



**10. LAUREE GOTT**

Year	GP	FG	FT	Pts.	Avg.
1982-83	28	74	57	205	7.5
1984-85	30	106	49	261	8.7
1985-86	29	182	69	433	14.93
1986-87	28	192	104	488	17.43
<b>Totals</b>	<b>115</b>	<b>554</b>	<b>279</b>	<b>1,387</b>	<b>12.06</b>



**11. STEPHANIE GUIDI**

Year	GP	FG	FT	Pts.	Avg.
1992-93	29	119	89	327	11.28
1993-94	27	148	119	415	15.37
1994-95	30	132	72	338	11.27
1995-96	26	78	51	215	8.3
<b>Totals</b>	<b>112</b>	<b>477</b>	<b>331</b>	<b>1,295</b>	<b>11.6</b>



**12. ASHLEIGH ROBERTS**

Year	GP	FG	FT	Pts.	Avg.
2010-11	29	104	96	310	10.7
2011-12	31	80	56	224	7.2
2012-13	26	100	60	270	10.4
2013-14	32	165	91	444	13.9
<b>Totals</b>	<b>118</b>	<b>449</b>	<b>303</b>	<b>1,248</b>	<b>10.6</b>




**13. ASHLEY UNDERWOOD**

Year	GP	FG	FT	Pts.	Avg.
2003-04	31	41	7	125	4.0
2004-05	30	69	62	253	8.4
2005-06	29	116	98	385	13.3
2006-07	28	115	136	432	15.4
<b>Totals</b>	<b>118</b>	<b>341</b>	<b>303</b>	<b>1,195</b>	<b>10.13</b>



**14. TRACEY FRENETTE**

Year	GP	FG	FT	Pts.	Avg.
1988-89	27	85	53	233	8.3
1989-90	30	113	58	284	9.5
1990-91	28	121	45	287	10.25
1991-92	29	155	80	390	13.45
<b>Totals</b>	<b>114</b>	<b>474</b>	<b>236</b>	<b>1,194</b>	<b>10.47</b>



**15. HEATHER BRIGGS**

Year	GP	FG	FT	Pts.	Avg.
1989-90	30	72	39	184	6.1
1990-91	28	89	45	241	9.3
1991-92	29	152	70	383	13.2
1992-93	29	139	48	368	12.7
<b>Totals</b>	<b>116</b>	<b>452</b>	<b>202</b>	<b>1,176</b>	<b>10.1</b>



**1-16. BRACEY BARKER**

Year	GP	FG	FT	Pts.	Avg.
2019-20	31	151	72	403	13.0
2020-21	20	94	39	250	12.5
2021-22	32	196	65	513	16.0
<b>Totals</b>	<b>83</b>	<b>441</b>	<b>176</b>	<b>1,166</b>	<b>14.0</b>




**1-16. BRACEY BARKER**

Year	GP	FG	FT	Pts.	Avg.
2003-04	26	13	9	39	1.5
2004-05	30	124	87	356	11.9
2005-06	29	148	71	401	13.8
2006-07	24	128	92	370	15.4
<b>Totals</b>	<b>109</b>	<b>413</b>	<b>259</b>	<b>1,166</b>	<b>10.7</b>



**17. MISSY TRAVERSI**

Year	GP	FG	FT	Pts.	Avg.
2001-02	28	96	50	288	10.3
2002-03	31	65	28	201	6.5
2003-04	32	83	45	245	7.7
2004-05	30	131	83	396	13.2
<b>Totals</b>	<b>121</b>	<b>375</b>	<b>206</b>	<b>1,130</b>	<b>9.3</b>



**18. STACEY PORRINI**

Year	GP	FG	FT	Pts.	Avg.
1993-94	25	28	14	70	2.8
1994-95	30	155	60	370	12.33
1995-96	32	169	54	394	12.4
1996-97	30	132	30	294	9.80
<b>Totals</b>	<b>117</b>	<b>484</b>	<b>158</b>	<b>1,128</b>	<b>9.6</b>



**19. TANESHA SUTTON**

Year	GP	FG	FT	Pts.	Avg.
2014-15 (Duquesne)	25	7	14	28	1.1
2016-17	34	98	41	253	7.4
2017-18	32	153	66	388	12.1
2018-19	32	173	98	455	14.2
<b>Totals</b>	<b>123</b>	<b>431</b>	<b>219</b>	<b>1,124</b>	<b>9.1</b>



**20. MELISSA HEON**

Year	GP	FG	FT	Pts.	Avg.
2000-01	28	61	27	164	5.9
2001-02	27	98	58	286	10.59
2002-03	31	96	68	344	10.10
2003-04	29	108	48	308	10.6
<b>Totals</b>	<b>115</b>	<b>363</b>	<b>201</b>	<b>1,102</b>	<b>9.6</b>



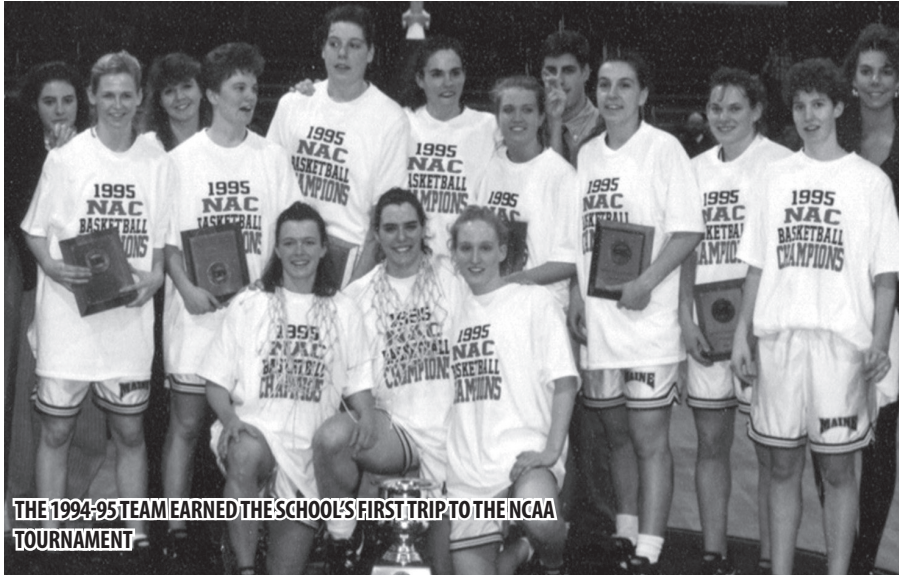
**21. LISA CORMIER**

Year	GP	FG	FT	Pts.	Avg.
1980-81	23	93	8	179	7.8
1981-82	22	105	26	219	10.0
1982-83	28	128	31	291	10.4
1983-84	24	165	33	363	22.4
<b>Totals</b>	<b>97</b>	<b>491</b>	<b>98</b>	<b>1,052</b>	<b>10.8</b>






# Women's Basketball Team Records



THE 1994-95 TEAM EARNED THE SCHOOL'S FIRST TRIP TO THE NCAA TOURNAMENT



JULIE TREADWELL



JULIE BRADSTREET

► **MOST FIELD GOALS**

Game ..... 58, vs St. Joseph's (Maine), 1983-84  
 Season ..... 908, in 1996-97

► **MOST FIELD GOAL ATTEMPTS**

Game ..... 111 vs UNH, 1976-77; Acadia, 1976-77  
 Season ..... 2,208, in 1982-83

► **MOST FREE THROWS MADE**

Game ... 37, vs Stephen F. Austin, 12/30/09  
 Season ..... 550, in 1995-96

► **MOST FREE THROW ATTEMPTS**

Game .... 49, Last vs Stephen F. Austin, 12/30/09  
 Season ..... 768, in 1995-96

► **MOST 3-POINT FIELD GOALS MADE**

Game ..... 16 (3x) vs. Husson (12/4/19)  
 ..... at North Carolina, 12/2/18  
 ..... vs. Maine Maritime Academy, 12/5/17  
 Season ..... 273, in 2018-19

► **MOST 3-POINT FIELD GOALS ATTEMPTED**

Game ..... 41, at UMBC 2/1/14  
 Season ..... 826, in 2018-19

► **MOST POINTS**

Game ..... 134, vs. St. Joseph's (Maine), 1983-84  
 Season ..... 2,459, in 1995-96

► **MOST REBOUNDS**

Game ..... 80, vs. UM-Presque Isle, 1/14/87  
 Season ..... 1,395, in 1986-87

► **HIGHEST FIELD GOAL PERCENTAGE**

Game ... .667 (34-51) at No. Dakota St., 2015-16  
 Season ..... .495 (908-1834), in 1996-97

► **HIGHEST FREE THROW PERCENTAGE**

Game .. 1.000 (24-24), at West Virginia, 3/18/05  
 Season ..... .785 (417-531), in 2006-07

► **HIGHEST THREE-POINT FIELD GOAL PERCENTAGE**

Game ..... .733 (11-15) vs. Stony Brook, 3/3/04  
 Season ..... .381 (146-383), in 2004-05

► **MOST ASSISTS**

Game 34, vs. St. Joseph's (Maine), 1983-84  
 Season ..... 545, in 1983-84

► **MOST STEALS**

Game .... 29, vs. UM-Farmington, 1983-84  
 Season ..... 370, in 1983-84

► **MOST BLOCKS**

Game ..... 13, vs. Delaware, 1/18/97  
 Season ..... 141, in 1986-87

► **HIGHEST SCORING AVERAGE**

Season ..... 79.6, in 1983-84

► **MOST WINS**

Season ..... 27, in 1995-96

► **HIGHEST WIN PERCENTAGE**

Season ..... .871 (27 wins, 32 games), in 1995-96

► **MOST CONSECUTIVE WINS**

Season ..... 21, in 2002-03

## TOP 3 SEASON RECORDS

► **POINTS**

Pl.	Name	Total	Year
1.	Cindy Blodgett	889	1995-96
2.	Cindy Blodgett	810	1996-97
3.	Jamie Cassidy	738	1998-99

► **REBOUNDS**

Pl.	Name	Total	Year
1.	Liz Coffin	380	1984-85
2.	Rachel Bouchard	378	1986-87
3.	Liz Coffin	376	1986-87

► **ASSISTS**

Pl.	Name	Total	Year
1.	Amy Vachon	234	1998-99
2.	Amy Vachon	209	1999-00
3.	Amy Vachon	194	1997-98



# Women's Basketball Individual Records



**CINDY  
BLODGETT**



**LIZ  
COFFIN**



**AMY  
VACHON**

### ► MOST POINTS

Game ..... 52, by Cindy Blodgett vs Towson, 3/2/97  
 Season ..... 889, by Cindy Blodgett, 1995-96  
 Career ..... 3,005, by Cindy Blodgett, 1994-98

### ► MOST REBOUNDS

Game ..... 29, by Wendy Farrington vs Southern Maine, 1979-80  
 Season ..... 380, by Liz Coffin, 1984-85  
 Career ..... 1,351, by Liz Coffin, 1984-88

### ► MOST ASSISTS

Game ..... 14 by Dor Saar vs. Husson, 12/4/19  
 Season ..... 234, by Amy Vachon, 1998-99  
 Career ..... 759, by Amy Vachon, 1996-2000

### ► MOST STEALS

Game ..... 10, by Julie Bradstreet vs Canisius, 1/3/92  
 Season ..... 107, by Julie Bradstreet, 1991-92  
 Career ..... 334, by Cindy Blodgett, 1994-98

### ► MOST BLOCKED SHOTS

Game ..... 7, by Stacey Porrini, last vs Delaware  
 Season ..... 2/2/96; by Jamie Cassidy vs Drexel, 1/22/98  
 Season ..... 79, by Stacey Porrini, 1995-96;  
 Career ..... by Jamie Cassidy, 1999-2000  
 Career ..... 231, by Jamie Cassidy, 1996-2000

### ► MOST FIELD GOALS MADE

Game ..... 23, by Cindy Blodgett vs Towson, 3/2/97  
 Season ..... 313, by Cindy Blodgett, 1995-96  
 Career ..... 1055, by Cindy Blodgett, 1994-98

### ► MOST FIELD GOALS ATTEMPTED

Game ..... 32, by Wendy Farrington vs Southern Maine, 1979-80;  
 Season ..... by Cindy Blodgett vs Towson, 3/2/97  
 Season ..... 620, by Cindy Blodgett, 1995-96

Career ..... 2,181, by Cindy Blodgett, 1994-98

### ► FIELD GOAL PERCENTAGE (MIN. 10 MADE)

Game ..... 923 (12-13) by Blanca Millan, vs. Harvard, 11/11/17  
 Season ..... 917 (11-12), by Katie Whittier, vs NC A&T, 12/29/05  
 Career ..... 623, by Katie Whittier, 2005-06  
 Career ..... 544, by Jamie Cassidy, 1996-2000

### ► THREE-POINT FIELD GOALS MADE

Game ..... 10 by Kelly Fogarty at New Hampshire, 1/3/21  
 Season ..... 9 by Kelly Fogarty vs. Husson, 12/4/19  
 Season ..... 8 by Dor Saar vs. Green Bay, 12/13/19  
 Season ..... 8, by Parise Rossignol vs. UMass Lowell, 1/30/19  
 Season ..... 7, by Lauren Bodine at Vermont 2/20/13  
 Season ..... 7, by Tanna Ross at Kansas (12/1/10)  
 Season ..... 7, Julie Brosseau at Ohio State (12/3/17)  
 Season ..... 6, by Sigi Koizar at Tulane 12/28/16  
 Season ..... by Lauren Bodine at UMass Lowell 1/23/14  
 Season ..... by Lauren Bodine at Binghamton 1/11/14  
 Season ..... by Lauren Bodine at Sacred Heart 12/29/13  
 Season ..... by Tanna Ross vs New Hampshire 3/4/10  
 Season ..... by Tanna Ross at Massachusetts, 12/8/07  
 Season ..... by Ashley Underwood vs Albany, 3/9/06  
 Season ..... by Ashley Underwood at Rider, 11/18/05  
 Season ..... by Ashley Underwood vs Stony Brook, 3/3/04  
 Season ..... by Tracy Guerrette vs Vermont, 2/4/01  
 Season ..... by Kristen McCormick vs. Vermont, 2/10/99  
 Season ..... by Kristen McCormick vs Delaware, 2/16/99  
 Season ..... by Cindy Blodgett vs Vermont, 3/8/97  
 Season ..... 85, by Sigi Koizar, 2015-16  
 Career ..... 219, by Cindy Blodgett, 1994-98

### ► THREE-POINT FIELD GOALS ATTEMPTED

Game ..... 17 by Kelly Fogarty at New Hampshire, 1/3/21  
 Season ..... 16 by Blanca Millan at Duke (12/19/17)  
 Season ..... 14 by Blanca Millan vs. Navy

Season ..... 14 by Lauren Bodine vs. Sacred Heart, 11/23/14

Season ..... 14, by Tanna Ross vs New Hampshire 3/4/10  
 Season ..... 241 by Dor Saar, 2019-20  
 Season ..... 196 by Julie Brosseau 2017-18  
 Season ..... 196, by Sigi Koizar 2015-16  
 Career ..... 620, by Cindy Blodgett, 1994-98

### ► THREE-POINT FIELD GOAL PERCENTAGE

Game (min. 3 att.) 1.000 (4-4) by Blanca Millan vs. Harvard 11/11/17  
 Season ..... 1.000 (4-4), by Lauren Bodine at UMass Lowell 2/11/15  
 Season ..... 1.000 (4-4), by Carrie Goodhue vs Cornell, 11/23/90;  
 Season ..... 1.000 (3-3), by Maddy McVicar vs. Hartford, 1/2/20  
 Season ..... 1.000 (3-3), by Ashley Underwood vs Vermont, 2/13/07  
 Season ..... (min. 35 att.) .462 (18-39), by Heather Briggs, 1990-91  
 Career ..... .396 (162-409), by Kristen McCormick, 1996-2000

### ► FREE THROWS MADE

Game ..... 19, by Rachel Bouchard vs Brooklyn, 1/13/89  
 Season ..... 213, by Cindy Blodgett, 1995-96  
 Career ..... 676, by Cindy Blodgett, 1994-98

### ► FREE THROWS ATTEMPTED

Game ..... 27, by Rachel Bouchard vs Brooklyn, 1/13/89  
 Season ..... 287, by Rachel Bouchard, 1989-90  
 Career ..... 936, by Rachel Bouchard, 1987-91

### ► FREE THROW PERCENTAGE (MIN. 10 MADE)

Game ..... 1.000 (17-17), by Cindy Blodgett vs Hofstra, 2/21/98  
 Season ..... (14-14) by Cindy Blodgett vs Hofstra, 3/5/95 vs. LSU, 3/15/97  
 Season ..... (14-14) by Jamie Cassidy vs Rice, 1/11/00  
 Season ..... (14-14) by Ashley Underwood vs Albany, 2/7/07  
 Season ..... (13-13) by Cindy Blodgett vs Vermont, 12/14/97  
 Season ..... (12-12) by Missy Traversi vs Binghamton, 2/5/05  
 Season ..... .925 (62-67), by Ashley Underwood, 2004-05  
 Career ..... .861, by Brittany Boser, 2005-09

### ► POINTS

1. Cindy Blodgett (1994-98) ..... 3,005
2. Rachel Bouchard (1987-91) ..... 2,405
3. Jamie Cassidy (1996-00) ..... 2,380
4. Liz Coffin (1984-88) ..... 2,153
5. Blanca Millan (2016-21) ..... 1,974
6. Heather Ernest (2000-04) ..... 1,804
7. Sigi Koizar (2013-17) ..... 1,671
8. Emily Ellis (1981-85) ..... 1,637
9. Liz Wood (2012-16) ..... 1,462
10. Lauree Gott (1982-87) ..... 1,387
11. Stephanie Guidi (1992-96) ..... 1,295
12. Ashleigh Roberts (2010-14) ..... 1,248
13. Tracey Frenette (1988-92) ..... 1,194

## CAREER LEADERBOARDS

### ► REBOUNDS

1. Liz Coffin (1984-88) ..... 1,351
2. Rachel Bouchard (1987-91) ..... 1,299
3. Heather Ernest (2001-04) ..... 1,040
4. Jamie Cassidy (1996-00) ..... 983
5. Stacey Porrini (1993-97) ..... 929
6. Liz Wood (2012-16) ..... 902
7. Monica Peterson (2001-05) ..... 825
8. Barbara Cummings (1976-79) ..... 789
9. Lauree Gott (1982-87) ..... 781
10. Crystal Pazdziorko (1976-80) ..... 709

### ► ASSISTS

1. Amy Vachon (1996-00) ..... 759
2. Dor Saar (2017-21) ..... 507
3. Cindy Blodgett (1994-98) ..... 487
4. Kim Corbitt (2001-05) ..... 436
5. Cathy Iaconeta (1986-90) ..... 412
6. Julia Treadwell (1980-84) ..... 387
7. Chrissy Strong (1990-94) ..... 374
8. Sigi Koizar (2013-17) ..... 368
9. Cathy Nason (1979-83) ..... 365
10. Liz Wood (2012-16) ..... 363
11. Julie Bradstreet (1988-92) ..... 330
12. Carrie Goodhue (1988-92) ..... 309





## NATIONAL HONORS

### ► WBCA/KODAK DISTRICT I ALL-AMERICANS

(4 Players, 11 Honors)

1986.....	Liz Coffin
1987.....	Liz Coffin
1988.....	Liz Coffin
1989.....	Rachel Bouchard
1990.....	Rachel Bouchard
1991.....	Rachel Bouchard
1995.....	Cindy Blodgett
1996.....	Cindy Blodgett
1997.....	Cindy Blodgett
1998.....	Cindy Blodgett
1999.....	Jamie Cassidy

### ► UPI ALL-AMERICANS

(1 Player, 1 Honor)

1996.....	Cindy Blodgett (Honorable Mention)
-----------	------------------------------------

### ► ASSOCIATED PRESS ALL-AMERICANS

(1 Player, 2 Honors)

1997.....	Cindy Blodgett (Honorable Mention)
1998.....	Cindy Blodgett (Third Team)

### ► ECAC PLAYER OF THE YEAR

(1 Player, 1 Honor)

1999.....	Jamie Cassidy
-----------	---------------

### ► ECAC DIVISION I ALL-STARS

(2 Players, 4 Honors)

1995.....	Cindy Blodgett (Second Team)
1996.....	Cindy Blodgett (First Team)
1998.....	Cindy Blodgett (First Team)
1999.....	Jamie Cassidy
2019.....	Blanca Millan (First Team)

### ► GTE/CoSIDA ACADEMIC ALL-AMERICANS

(4 Players, 5 Honors)

1990.....	Rachel Bouchard (Second Team)
1991.....	Rachel Bouchard (First Team)
1998.....	Cindy Blodgett (First Team)
2016.....	Sigi Koizar (Second Team)
2016.....	Liz Wood (Third Team)
2017.....	Sigi Koizar (Third Team)

### ► NCAA POST-GRADUATE SCHOLARSHIP

(1 Player, 1 Honor)

1991.....	Rachel Bouchard
-----------	-----------------

### ► WBCA ALL-STAR CHALLENGE

(1 Player, 1 Honor)

1998.....	Cindy Blodgett
-----------	----------------

## CONFERENCE HONORS

### ► AMERICA EAST PLAYER OF THE YEAR

(8 Players, 12 Honors)

1988.....	Liz Coffin
1990.....	Rachel Bouchard
1991.....	Rachel Bouchard
1996.....	Cindy Blodgett
1997.....	Cindy Blodgett
1999.....	Jamie Cassidy
2003.....	Heather Ernest
2004.....	Heather Ernest
2005.....	Kim Corbitt
2019.....	Blanca Millan
2021.....	Blanca Millan
2022.....	Anne Simon

### ► AMERICA EAST ROOKIE OF THE YEAR

(7 Players, 7 Honors)

1988.....	Rachel Bouchard
1989.....	Carrie Goodhue
1995.....	Cindy Blodgett
1997.....	Jamie Cassidy
2002.....	Monica Peterson
2013.....	Liz Wood (Co-Rookie of the Year)
2018.....	Dor Saar
2020.....	Anne Simon

### ► AMERICA EAST DEFENSIVE PLAYER OF THE YEAR

(4 Players, 5 Honors)

2003.....	Kim Corbitt
2005.....	Kim Corbitt
2015.....	Liz Wood
2019.....	Blanca Millan
2021.....	Blanca Millan
2022.....	Anne Simon

### ► AMERICA EAST COACH OF THE YEAR

(4 Coaches, 9 Honors)

1995.....	Joanne Palombo-McCallie
1996.....	Joanne Palombo-McCallie
1997.....	Joanne Palombo-McCallie
1999.....	Joanne Palombo-McCallie
2003.....	Sharon Versyp
2015.....	Richard Barron
2018.....	Amy Vachon
2019.....	Amy Vachon
2021.....	Amy Vachon
2022.....	Amy Vachon

### ► AMERICA EAST SIXTH PLAYER OF THE YEAR

(2 Players, 2 Honors)

2017.....	Laia Sole
2018.....	Parise Rossignol



ALL-AMERICAN  
RACHEL BOUCHARD

### ► AMERICA EAST TOURNAMENT CHAMPIONSHIPS

(7 Tournament Titles)

1990.....	23-7 overall, 11-1 conf./1st in reg. season
1991.....	20-8 overall, 9-1 conf./1st in reg. season
1995.....	24-6 overall, 14-2 conf./1st in reg. season
1996.....	27-5 overall, 18-0 conf./1st in reg. season
1997.....	22-8 overall, 17-1 conf./1st in reg. season
1998.....	21-9 overall, 13-5 conf./2nd in reg. season
2004.....	25-7 overall, 17-1 conf./1st in reg. season
2018.....	23-10 overall, 13-3 conf./1st in reg. season
2019.....	25-8 overall; 15-1 conf./1st in reg. season

### ► AMERICA EAST ALL-CONFERENCE

First Team (20 Players, 36 Honors)

Bracey Barker.....	(1 Honor) 2007
Cindy Blodgett.....	(4 Honors) 1995-98
Rachel Bouchard.....	(3 Honors) 1989-91
Jess Carpenter.....	(1 Honor) 1992
Jamie Cassidy.....	(3 Honors) 1998-00
Liz Coffin.....	(3 Honors) 1986-88
Kim Corbitt.....	(1 Honor) 2005
Heather Ernest.....	(3 Honors) 2002-04
Tracey Frenette.....	(1 Honor) 1991
Lauree Gott.....	(1 Honor) 1987
Stephanie Guidi.....	(1 Honor) 1994
Cathy Iaconeta.....	(1 Honor) 1990
Stacey Porrini.....	(1 Honor) 1997
Missy Traversi.....	(1 Honor) 2005
Sigi Koizar.....	(3 Honors) 2015-17
Liz Wood.....	(1 Honor) 2015
Blanca Millan.....	(3 Honors) 2018, 2019, 2021
Dor Saar.....	(1 Honor) 2021
Anne Simon.....	(2 Honors) 2021, 2022
Tanesha Sutton.....	(1 Honor) 2019

### Second Team (16 Players, 23 Honors)

Julie Bradstreet.....	(2 Honors) 1991-92
Heather Briggs.....	(1 Honor) 1992
Maeve Carroll.....	(3 Honors) 2020, 2021, 2022
Jamie Cassidy.....	(1 Honor) 1997
Stephanie Guidi.....	(1 Honor) 1995
Melissa Heon.....	(2 Honors) 2003-04
Kristen McCormick.....	(1 Honor) 1999
Stacey Porrini.....	(2 Honors) 1995-96
Ashleigh Roberts.....	(1 Honor) 2013-14
Dor Saar.....	(1 Honor) 2020
Anne Simon.....	(1 Honor) 2020
Ashley Underwood.....	(1 Honor) 2007
Amy Vachon.....	(2 Honors) 1999-00
Liz Wood.....	(2 Honors) 2014, 2016
Tanesha Sutton.....	(1 Honor) 2018
Parise Rossignol.....	(1 Honor) 2019



ALL-AMERICAN  
LIZ COFFIN



**ALL-AMERICAN  
CINDY BLODGETT**

**Third Team (9 Players, 10 Honors)**

Samantha Baranowski	(1 Honor) 2012
Bracey Barker	(2 Honors) 2005-06
Kim Corbitt	(1 Honor) 2003
Heather Ernest	(1 Honor) 2001
Kizzy Lopez	(1 Honor) 2001
Alba Orois	(1 Honor) 2022
Samantha Wheeler	(1 Honor) 2010
Bella Swan	(1 Honor) 2016
Dor Saar	(1 Honor) 2019

**▶ AMERICA EAST ALL-ROOKIE TEAM**

*(18 Players, 18 Honors)*

Heather Briggs	1990
Chris Strong	1991
Stephanie Guidi	1993
Trisha Ripton	1994
Cindy Blodgett	1995
Jamie Cassidy	1997
Heather Ernest	2001
Monica Peterson	2002
Abby Schrader	2003
Tanna Ross	2008
Ashleigh Roberts	2011
Danielle Walczak	2012
Liz Wood	2013
Blanca Millan	2017
Laia Sole	2017
Dor Saar	2018
Anne Simon	2020
Paula Gallego	2022

**▶ AMERICA EAST ALL-TOURNAMENT TEAM**

*(16 Players, 27 Honors)*


1990	Rachel Bouchard, Tracey Frenette
1991	Rachel Bouchard, Heather Briggs
1992	Tracey Frenette
1993	Heather Briggs, Stephanie Guidi
1995	Stephanie Guidi
1996	Stephanie Guidi, Stacey Porrini
1997	Sandi Carver, Jamie Cassidy
1998	Cindy Blodgett, Jamie Cassidy
1999	Jamie Cassidy, Amy Vachon
2000	Jamie Cassidy
2003	Heather Ernest
2004	Heather Ernest, Melissa Heon

2016	Sigi Koizar, Liz Wood
2017	Sigi Koizar, Blanca Millan
2018	Blanca Millan, Parise Rossignol
2019	Blanca Millan, Tanesha Sutton, Dor Saar
2020	Kira Barra, Alex Bolozova, Gaddy Lefft, Maddy McVicar, Sierra Tapley, Kat Williams
2021	Blanca Millan, Maeve Carroll
2022	Caroline Bornemann, Maeve Carroll

**▶ AMERICA EAST TOURNAMENT MVP**

*(3 Players, 8 Honors)*

1990	Rachel Bouchard
1991	Rachel Bouchard
1995	Cindy Blodgett
1996	Cindy Blodgett
1997	Cindy Blodgett
1998	Cindy Blodgett
2004	Heather Ernest
2018	Blanca Millan
2019	Blanca Millan



**ALL-AMERICAN  
JAMIE CASSIDY**



**AMERICA EAST PLAYER OF THE YEAR  
KIM CORBITT**

## TEAM CAPTAINS

1975-76	Cheryl Higgins; Catherine D'Alfonso
1976-77	Joanna Thorpe
1977-78	Laurie Osgood
1978-79	Crystal Pazdziorko; Carol Lamontagne
1979-80	Carol Lamontagne; Sharon Baker
1980-81	Barbara Dunham; Mari Warner
1981-82	Beth Hamilton; Catherine Nason
1982-83	Catherine Nason
1983-84	Lisa Cormier; Julie Treadwell
	Tammy Gardiner
1984-85	Emily Ellis
1985-86	Lauree Gott; Mary Walker
1986-87	Liz Coffin; Kelly Nobert
1987-88	Liz Coffin; Kelly Nobert
	Crystal Cummings
1988-89	Rachel Bouchard; Cathy Iaconeta
	Elizabeth Sullivan
1989-90	Rachel Bouchard; Cathy Iaconeta
	Elizabeth Sullivan
1990-91	Rachel Bouchard
1991-92	Julie Bradstreet; Tracey Frenette
1992-93	Heather Briggs; Chrissy Strong
	Cyndi Buetow
1993-94	Chrissy Strong; Rita Sullivan
1994-95	Seana Dionne; Erin Grealy
	Rita Sullivan
1995-96	Catherine Gallant; Stephanie Guidi
	Stacia Rustad
1996-97	Stacey Porrini; Cindy Blodgett
	Sandi Carver
1997-98	Cindy Blodgett; Sandi Carver
1998-99	Andrea Clark; Kelly Bowman
	Amy Vachon
1999-00	Jamie Cassidy; Amy Vachon
	Kristen McCormick; Katie Clark
2000-01	Tracy Guerrette; Kizzy Lopez
2001-02	Tracy Guerrette; Ellen Geraghty
2002-03	Ellen Geraghty
2003-04	Kim Corbitt
2004-05	Kim Corbitt; Missy Traversi
2005-06	Bracey Barker
2006-07	Bracey Barker; Ashley Underwood;
	Katie Whittier
2007-08	Kristin Baker, Brittany Boser,
	Amanda Tewksbury
2008-09	Kristin Baker, Brittany Boser,
	Amanda Tewksbury
2009-10	Kristin Baker and Brittany Williams
2010-11	Samantha Baranowski, Tanna Ross
	Samantha Wheeler, Brittany Williams
2011-12	Samantha Baranowski, Samantha Wheeler
	Brittany Williams
2012-13	Corinne Wellington
2013-14	Ashleigh Roberts, Ali Nalivaika, Rachele Burns
2014-15	Liz Wood, Courtney Anderson
2015-16	Liz Wood
2016-17	Sigi Koizar
2017-18	Kirsten Johnson, Tanesha Sutton
2018-19	Tanesha Sutton, Parise Rossignol
2019-20	Blanca Millan, Fanny Wadling, Sierra Tapley,
	Dor Saar
2020-21	None
2021-22	Maeve Carroll



**TWO-TIME CAPTAIN  
CATHY IACONETA**





## #11

### HEATHER ERNEST

Ernest (2000-04) won back-to-back America East Player-of-the-Year awards in 2003 and '04. She was named to the all-conference first-team three times. Ernest was named the America East Tournament MVP in 2004 as she helped lead the Black Bears to the tournament title and a berth in the NCAA Tournament. Ernest ranks third in school history with 1,040 career rebounds and fifth in program history with 1,804 points.



## #24

### JAMIE CASSIDY

Cassidy (1996-00) earned All-America honors in 1999 and helped lead the Black Bears to a victory over Stanford in the first round of the NCAA Tournament that year. She was named the 1999 America East Player of the Year and was a three-time first-team all-conference honoree. Overall, she earned all-conference honors during each of her four seasons in Orono. Cassidy ranks third in school history for career points with 2,380.



## #43

### RACHEL BOUCHARD

Bouchard (1987-91), a three-time All-American from 1989-91, was named the North Atlantic Conference Player of the Year in 1990 and '91. She was a three-time first-team all-conference honoree and earned the league's rookie-of-the-year award in 1988. Bouchard ranks second in school history in both career points (2,405) and career rebounds (1,299). She averaged at least 20 points per game three-straight seasons.



## #14

### CINDY BLODGETT


Blodgett (1994-98) earned at least one All-America honor in each of her four seasons in Orono. She led the nation in scoring during her sophomore and junior seasons, becoming just the second player in NCAA Division I history to do so. The program leader with 3,005 points, Blodgett was a two-time America East Player of the Year and helped lead the Black Bears to four-straight trips to the NCAA Tournament.



## #40

### EMILY ELLIS

Ellis (1981-85) served as the senior captain of the 1984-85 team, which finished with a 21-9 record, and was the first 20-plus win season in program history. She ranks sixth in school history for career points with 1,696. Ellis averaged double figures in scoring each of her last three seasons, including a 22.1 points per game average during her junior season in 1983-84.



## #44

### LIZ COFFIN

Coffin (1984-88) became the first All-American in program history as she received the honor three times from 1986-88. She was named the 1988 Seaboard Conference Player of the Year, and was named to the conference's first-team in three seasons. She ranks first in school history for career rebounds with 1,351, fourth in program history for career points with 2,153, and 10th in school history for career assists with 276.



# Women's Basketball All-Time Letterwinners

## **AAAAA**

Allen, Annie (1982-85)  
 Alley, Stacey (1989-91)  
 Alper, Doga (2018)  
 Anderson, Courtney (2011-15)  
 Andrews, Edith (1925-26)

## **BBBBB**

Babbe, Greer (2010-11)  
 Baker, Kristin (2006-09)  
 Baker, Sharon (1977-80)  
 Barker, Bracey (2003-07)  
 Baranowski, Samantha (2008-12)  
 Barra, Kira (2017-19)  
 Bean, Achsa (1920-22)  
 Bennett, Doris (1924-26)  
 Blais, Denise (1976-78)  
 Blodgett, Cindy (1994-98)  
 Bodine, Lauren (2012-16)  
 Bolozova, Alex (2018-19)  
 Bornemann, Caroline (2020-PR)  
 Bouchard, Rachel (1987-91)  
 Boser, Brittany (2006-09)  
 Bowen, Brittany (2005-07)  
 Bowman, Kelly (1995-99)  
 Boyle, Leslie (1983-85)  
 Brackett, Madalene (1924-25)  
 Bradstreet, Julie (1988-92)  
 Bratishko, Katia (2006-09)  
 Briggs, Heather (1989-93)  
 Brosseau, Julie (2016-18)  
 Bruyere, Jessie (1996-97)  
 Bryenton, Beatrice (1927-28)  
 Buetow, Cyndi (1990-94)  
 Bunker, Mary (1921-22)  
 Burns, Rachele (2009-11, 13)  
 Burrill Margaret (1929-31)

## **CCCCC**

Caceres, Naira (2016)  
 Castillo, Penelope (2021-22)  
 Carpenter, Jess (1988-92)  
 Carroll, Maeve (2017-22)  
 Carter, Laura (1980-81)  
 Carver, Sandi (1994-98)  
 Cassidy, Jamie (1996-00)  
 Charles, Chantel (2012-16)  
 Churchill, Margaret (1929-31)  
 Clark, Andrea (1995-99)  
 Clark, Catherine (1923-24)  
 Clark, Katie (1996-00)  
 Coffin, Elizabeth (1984-88)  
 Collins, Caroline (1927-29)  
 Colon, Tiffany (2006-07)  
 Corbitt, Kim (2001-05)  
 Cormier, Beth (1981-85)  
 Cormier, Lisa (1980-84)  
 Crockett, Ruth (1921-25)  
 Cruz, Pam (1999-03)  
 Cummings, Barbara (1975-79)  
 Cummings, Crystal (1984-88)  
 Cummings, Ethel (1926-27)

## **DDDDD**

D'Alfonso, Catherine (1975-76)  
 Danes, Klara (1995-98)  
 Deighton, Renea (1975-77)  
 Dennison, Katherine (1922-23)  
 DeShong, Gabrielle (1995-97)  
 Dews, Elizabeth (1975-76)  
 Dinsmore, Dorothy (1924-25)  
 Dionne, Seana (1991-95)  
 Drake, Vickie (1978-79)  
 Druding, Jaimie (2010-11)  
 Duff, Debbie (1984-88)  
 Dunham, Barbara (1977-81)

## **EEEEE**

Elderton, Margaret (2004-06)  
 Ellis, Dee (1988-89)  
 Ellis, Emily (1981-85)  
 Emerson, Linda (1980-81)  
 Ernest, Heather (2000-04)  
 Ewing, Dawn (1980-81)

## **FFFFF**

Farrington, Wendy (1978-80)  
 Fauntroy, Jenessa (2014-15)  
 Fielding, Barbara (1990-91)  
 Findlen, Henrietta (1929-31)  
 Finks, Sarah (1927-28)  
 Fogarty, Kelly (2017-21)  
 Frenette, Tracey (1988-92)  
 Fuller, Francis (1925-28)

## **GGGGG**

Gallant, Catherine (1992-96)  
 Gallego, Paul (2021-PR)  
 Gardiner, Tammy (1980-84)  
 Gay, Andrea (2002-04)  
 Geraghty, Ellen (1999-03)  
 Gerostergiou, Christiana (2014-16)  
 Goodhue, Carrie (1988-92)  
 Gott, Lauree (1982-87)  
 Gould, Sylvia (1927-28)  
 Grant, Marcia (1982-83)  
 Grealy, Erin (1991-95)  
 Greene, Abby (2006-07)  
 Gross, Carolyn (1997-98)  
 Grover, Christy (1999-00)  
 Guerrette, Tracy (1998-02)  
 Guidi, Stephanie (1992-96)  
 Gustafsson, Mikaela (2012-16)

## **HHHHH**

Hall, Cynthia (1984-85)  
 Hamilton, Beth (1979-82)  
 Hamilton, Joanna (1987-88)  
 Haskell, Dorothy (1928-29)  
 Heise, Anna (2012-16)  
 Heon, Melissa (2000-04)  
 Hernandez-Pepe, Isabel (2015-17)  
 Hersey, Rowene (1920-23)  
 Hickman, Kara (2002-03)  
 Higgins, Cheryl (1975-77)  
 Hodgdon, Marie (1920-22)  
 Hodgson, Sera (2021-PR)  
 Howard, Sue (1988-89)  
 Hughes, Crystal (1924-26)  
 Hugstad-Vaa, Lindsey (2003-07)  
 Hunt, Kathleen (1922-26)  
 Hussey, Madelene (1927-29)

## **IIIII**

Iaconeta, Cathy (1986-90)  
 Iaconeta, Christina (1988-89)

## **JJJJJ**

Jackson, Sheryl (1981-83)  
 James, Anna (1999-02)  
 Jay, Nicole (2001-05)  
 Johnson, Kirsten (2014-18)  
 Jones, Sheraton (2013-17)

## **KKKKK**

Kahelin, Anna (2019-PR)  
 Karkos, Theresa (1976-77)  
 Karlsson, Kathy (1988-89)  
 Kelava, Anita (2016)  
 Kilmurray, Colleen (2005-09)  
 King, Jody (1979-81)  
 Kneeland, Beulah (1927-29)

Koizar, Sigi (2013-17)  
 Krom, Katrina (1991-92)

## **LLLLL**

Ladd, Lana (1977-80)  
 Lamontagne, Carol (1976-80)  
 Laurence, Abbe (2019-PR)  
 Laverdiere, Tammie (1981-85)  
 Leach, Sibyl (1928-29)  
 Leavitt, John (1978-79)  
 Leighton, Debra (1979-80)  
 Lefft, Gaddy (2019)  
 Lewis, Marguerite (1929-30)  
 Linder, Charlotte (1975-77)  
 Linder, Paula (1976-77)  
 Linekin, Elizabeth (1924-25)  
 Lopez, Kizzy (1997-01)

## **MMMMM**

Macream, Chantal (1997-99)  
 Maner, Shareka (2009-11)  
 McCormick, Kristen (1996-00)  
 McCoy, Claire (1981-85)  
 McCready, Pauline (1929-30)  
 McGouldrick, Lynne (1983-87)  
 McGuire, Catherine (1977-78)  
 McVicar, Maddy (2017-20)  
 Millan, Blanca (2016-21)  
 Miltner, Barbara (1980-81)  
 Mitrovic, Milica (2012-16)  
 Mittelstadt, Lexi (2020-PR)  
 Modes, Goldie (1928-29)  
 Moldre, Eva (1998-02)  
 Montgomery, Hildreth (1929-31)  
 Moore, Helen (1928-29)  
 Mosher, Christina (2007-08)

## **NNNNN**

Nagle, Diane (1987-89)  
 Nalivaika, Ali (2010-11)  
 Nason, Catherine (1979-83)  
 Nobert, Kelly (1984-89)  
 Norell, Minnie (1922)

## **OOOOO**

Orois, Alba (2020-22)  
 Osgood, Laurie (1975-78)

## **PPPPP**

Pardilla, Andrea (1998-99)  
 Parkhurst, Hazel (1928-31)  
 Pazdzioro, Crystal (1975-80)  
 Perkins, Diana (1981-82)  
 Peterson, Monica (2001-05)  
 Philbrick, Sara (1991-92)  
 Pinette, Jennifer (1989-90)  
 Porrini, Stacey (1993-97)  
 Preble, Margaret (1926-27)

## **QQQQQ**

Quackenbush, Katherine (2002-04)

## **RRRRR**

Richards, Cynthia (1978-79)  
 Ring, Elizabeth (1920-23)  
 Ripton, Trisha (1993-96)  
 Roberts, Ashleigh (2010-13)  
 Robinson, Mary (1926-29)  
 Rockwood, Olivia (2020-PR)  
 Ross, Dorothy (1993-30)  
 Ross, Tanna (2007-10)  
 Rossignol, Parise (2014-16, 2017-19)  
 Rourke, Tamara (1977-79)  
 Rousseau, Emily (2007-08)  
 Roy, Rose (1975-76)  
 Rush, Jasmine (2008-09)

Rustad, Stacia (1992-96)

## **SSSSS**

Saar, Dor (2017-21)  
 Salvatore, Leah (1980-81)  
 Sargent, Anna (1922-24)  
 Sawyer, Elizabeth (1925-27)  
 Schrader, Abby (2002-06)  
 Seavey, Pauline (1926-27)  
 Sharrow, Suzanne (1975-79)  
 Shorey, Kathy (1985-87)  
 Simon, Anne (2019-PR)  
 Smart, Jennifer (1984-88)  
 Smith, Adrianna (2021-PR)  
 Smith, Amber (2009-11)  
 Snow, Pearl (1922-23)  
 Sole, Laia (2016)  
 Springer, Lois (1927-28)  
 Stafford, Evelyn (1926-27)  
 Stefan, Martha (1926-27)  
 Stojisavljevic, Tihana (2016)  
 Stone, Lacey (1998-00)  
 Storey, Nancy (1979-81)  
 Strong, Chrissy (1990-94)  
 Stubbs, Kelly (1993-97)  
 Sullivan, Elizabeth (1988-90)  
 Sullivan, Rita (1991-95)  
 Sutton, Tanesha (2016-19)  
 Swan, Bella (2014-16)

## **TTTTT**

Tapley, Sierra (2017-20)  
 Tewksbury, Amanda (2006-09)  
 Thorpe, Joanna (1975-77)  
 Tinklova, Martina (1997-00)  
 Towle, Katti (1992-93)  
 Traversi, Missy (2001-05)  
 Treadwell, Julie (1980-84)

## **UUUUU**

Underwood, Ashley (2003-07)

## **VVVVV**


Vachon, Amy (1996-00)  
 Vaitkute, Sandra (2006-08)  
 Vanderhoff, Katelyn (2009-11)  
 Varnum, Muriel (2000-04)  
 Veilleux, Julie (2000-04)

## **WWWWW**

Wadling, Fanny (2016-21)  
 Walker, Mary (1982-86)  
 Walczak, Danielle (2011-13)  
 Wallace, Cherrish (2013)  
 Warner, Mari (1977-81)  
 Watras, Victoria (1986-87)  
 Weatherbee, Effie (1920-21)  
 Weckström, Sophie (2012-16)  
 Wedge, Sonya (1983-87)  
 Wellington, Corinne (2009-13)  
 Wessinger, Hester (1920-21)  
 Wheeler, Samantha (2008-10)  
 White, Alma (1925-28)  
 White, Jeanne (1977-78)  
 White, Katie (2020-PR)  
 Whitney, Paula (1975-77)  
 Whittier, Katie (2003-07)  
 Wilborn, Bailey (2021-22)  
 Williams, Brittany (2008-11)  
 Williams, Carrie (1929-30)  
 Williams, Kat (2017-19)  
 Winslow, Daphne (1921-23; 25-27)  
 Wolfe, Trixie (1991-92)  
 Wood, Liz (2012-16)

## **YYYYY**


Younan, Kris (2004-08)



TRACY  
GUERRETTE



PAM  
CRUZ



KATIE  
CLARK





# Women's Basketball Statistics Leaders

## YEAR-BY-YEAR STATISTICAL LEADERS

Year	Points	Scoring Average	Rebounds	Assists
1975-76	198-Crystal Pazdziorko	11.7-Crystal Pazdziorko	180-Crystal Pazdziorko	-
1976-77	255-Crystal Pazdziorko	14.2-Crystal Pazdziorko	240-Barbara Cummings	-
1977-78	197-Barbara Cummings	10.9-Barbara Cummings	203-Barbara Cummings	-
1978-79	313-Wendy Farrington	15.7-Wendy Farrington	240-Wendy Farrington	-
1979-80	359-Wendy Farrington	18.0-Wendy Farrington	243-Wendy Farrington	76-Carol Lamontagne
1980-81	228-Beth Hamilton	9.9-Beth Hamilton	148-Barbara Miltner	116-Cathy Nason
1981-82	262-Cathy Nason	12.5-Cathy Nason	115-Emily Ellis	84-Cathy Nason
1982-83	348-Cathy Nason	12.4-Cathy Nason	221-Lauree Gott	129-Cathy Nason
1983-84	596-Emily Ellis	22.1-Emily Ellis	167-Emily Ellis	152-Julia Treadwell
1984-85	587-Emily Ellis	19.6-Emily Ellis	380-Liz Coffin	105-Kissy Walker
1985-86	589-Liz Coffin	20.3-Liz Coffin	312-Liz Coffin	83-Kathy Shorey
1986-87	567-Liz Coffin	20.3-Liz Coffin	376-Liz Coffin	122-Victoria Watras
1987-88	543-Liz Coffin	20.1-Liz Coffin	321-Rachel Bouchard	105-Cathy Iaconeta
1988-89	591-Rachel Bouchard	21.9-Rachel Bouchard	378-Rachel Bouchard	123-Cathy Iaconeta
1989-90	724-Rachel Bouchard	25.0-Rachel Bouchard	325-Rachel Bouchard	134-Cathy Iaconeta
1990-91	610-Rachel Bouchard	23.5-Rachel Bouchard	275-Rachel Bouchard	108-Julie Bradstreet
1991-92	390-Tracey Frenette	13.4-Tracey Frenette	233-Heather Briggs	118-Julie Bradstreet
1992-93	368-Heather Briggs	12.7-Heather Briggs	181-Heather Briggs	141-Chrissy Strong
1993-94	415-Stephanie Guidi	15.4-Stephanie Guidi	212-Stephanie Guidi	109-Chrissy Strong
1994-95	602-Cindy Blodgett	20.1-Cindy Blodgett	252-Stacey Porrini	113-Cindy Blodgett
1995-96	889-Cindy Blodgett	27.8-Cindy Blodgett	244-Stacey Porrini	144-Cindy Blodgett
1996-97	810-Cindy Blodgett	27.0-Cindy Blodgett	275-Stacey Porrini	122-Amy Vachon
1997-98	704-Cindy Blodgett	27.1-Cindy Blodgett	238-Jamie Cassidy	194-Amy Vachon
1998-99	738-Jamie Cassidy	23.8-Jamie Cassidy	262-Jamie Cassidy	234-Amy Vachon
1999-00	668-Jamie Cassidy	21.5-Jamie Cassidy	274-Jamie Cassidy	209-Amy Vachon
2000-01	390-Heather Ernest	13.9-Heather Ernest	288-Heather Ernest	93-Tracy Guerrette
2001-02	357-Heather Ernest	12.8-Heather Ernest	227-Monica Peterson	86-Missy Traversi
2002-03	559-Heather Ernest	20.0-Heather Ernest	286-Heather Ernest	138-Kim Corbitt
2003-04	498-Heather Ernest	16.1-Heather Ernest	265-Heather Ernest	112-Kim Corbitt
2004-05	396-Missy Traversi	13.2-Missy Traversi	197-Monica Peterson	120-Kim Corbitt
2005-06	401 - Bracey Barker	13.8 - Bracey Barker	229 - Abby Schrader	81 - Ashley Underwood
2006-07	432 - Ashley Underwood	15.4 - Ashley Underwood, Bracey Barker	168 - Bracey Barker	93 - Kris Younan
2007-08	274 - Colleen Kilmurray	9.1 - Amanda Tewksbury, Colleen Kilmurray	150 - Colleen Kilmurray	95 - Kris Younan
2008-09	298 - Brittany Boser	9.9 - Brittany Boser	145 - Colleen Kilmurray	124 - Kristin Baker
2009-10	314 - Samantha Wheeler	10.8 - Samantha Wheeler	208 - Samantha Wheeler	110 - Kristin Baker
2010-11	310 - Ashleigh Roberts	10.7 - Ashleigh Roberts	157 - Katelyn Vanderhoff	88 - Katelyn Vanderhoff
2011-12	283 - Samantha Baranowski	9.1 - Samantha Baranowski	170 - Samantha Baranowski	86 - Courtney Anderson
2012-13	289 - Liz Wood	10.4 Ashleigh Roberts/Danielle Walczak	185 - Liz Wood	66 - Liz Wood
2013-14	444 - Ashleigh Roberts	13.9 - Ashleigh Roberts	213 - Liz Wood	91 - Liz Wood
2014-15	459 - Sigi Koizar	14.3 Sigi Koizar	189 - Liz Wood	108 - Liz Wood
2015-16	619 - Sigi Koizar	17.7 - Sigi Koizar	259 - Liz Wood	131 - Sigi Koizar
2016-17	436 - Sigi Koizar	14.1 - Sigi Koizar	164 - Tanesha Sutton	88 - Tanesha Sutton
2017-18	578 - Blanca Millan	17.5 - Blanca Millan	221 - Tanesha Sutton	94 - Tanesha Sutton
2018-19	568 - Blanca Millan	17.2 - Blanca Millan	232 - Tanesha Sutton	161 - Dor Saar
2019-20	403 - Anne Simon	13.0 - Anne Simon	247 - Maeve Carroll	157 - Dor Saar
2020-21	427 - Blanca Millan	21.4 - Blanca Millan	150 - Blanca Millan	96 - Dor Saar
2021-22	513 - Anne Simon	16.0 - Anne Simon	275 - Maeve Carroll	185 - Alba Oirois

\*\*Assists were not recorded prior to the 1979-80 season

## YEAR-BY-YEAR RECORDS/COACHES/CAPTAINS

Year	Overall	Conf.	Coach	Captains	Post-Season Appearance
1975-76	12-5		Eilene Fox	C. Higgins, D. Dalfonso	MAIAW Champions / EIAIW Tourney
1976-77	13-3		Eilene Fox	J. Thorpe	MAIAW Champions / EIAIW Tourney
1977-78	12-7		Eilene Fox	L. Osgood	
1978-79	14-6		Eilene Fox	C. Pazdziorko, C. Lamontagne	MAIAW Champions
1979-80	16-4		Eilene Fox	C. Lamontagne, S. Baker	MAIAW Champions
1980-81	16-7		Eilene Fox	B. Dunham, M. Warner	MAIAW Champions
1981-82	16-6		Eilene Fox	B. Hamilton, C. Nason	
1982-83	16-12		Eilene Fox	C. Nason	MAIAW Champions
1983-84	16-11		Peter Gavett	L. Cormier, J. Treadwell, T. Gardiner	MAIAW Champions
1984-85	21-9	3-2	Peter Gavett	E. Ellis	Seaboard Conf. Tournament Runners-Up
1985-86	22-7	9-3	Peter Gavett	L. Gott, M. Walker	Seaboard Conf. Consolation winner (Third place)
1986-87	24-4	11-3	Peter Gavett	L. Coffin, K. Nobert	Seaboard Conf. Tournament Runners-Up
1987-88	23-6	12-2	Peter Gavett	L. Coffin, K. Nobert, C. Cummings	Seaboard Conf. Tournament Runners-Up
1988-89	19-8	13-1	Trish Roberts	R. Bouchard, C. Iaconeta, K. Nobert	Seaboard Conf. Regular Season Champions
1989-90	23-7	11-1	Trish Roberts	R. Bouchard, C. Iaconeta, B. Sullivan	NAC Regular Season & Tourn. Champions / WNIT
1990-91	20-8	9-1	Trish Roberts	R. Bouchard	NAC Regular Season & Tourn. Champions
1991-92	20-9	11-2	Trish Roberts	J. Bradstreet, T. Frenette	NAC Tournament Runners-Up
1992-93	9-20	4-10	Joanne Palombo-McCallie	H. Briggs, C. Strong, C. Buetow	NAC Tournament Runners-Up
1993-94	20-7	12-2	Joanne Palombo-McCallie	C. Strong, R. Sullivan	NAC Regular Season Champions
1994-95	24-6	14-2	Joanne Palombo-McCallie	S. Dionne, E. Grealy, R. Sullivan	NAC Regular Season & Tourn. Champions / NCAA Tournament
1995-96	27-5	18-0	Joanne Palombo-McCallie	C. Gallant, S. Guidi, S. Rustad	NAC Regular Season & Tourn. Champions / NCAA Tournament
1996-97	22-8	17-1	Joanne Palombo-McCallie	S. Porrini, C. Blodgett, S. Carver	America East Regular Season & Tourn. Champions / NCAA Tournament
1997-98	21-9	13-5	Joanne Palombo-McCallie	C. Blodgett, S. Carver	America East Tournament Champions / NCAA tournament
1998-99	24-7	17-1	Joanne Palombo-McCallie	A. Clark, K. Bowman, A. Vachon	America East Regular Season Champions / NCAA tournament 2nd Rd.
1999-00	20-11	14-4	Joanne Palombo-McCallie	J. Cassidy, A. Vachon, K. McCormick, K. Clark	America East Tournament Runners-Up / NCAA Tournament
2000-01	12-16	9-9	Sharon Versyp	T. Guerrette, K. Lopez	America East Tournament
2001-02	16-12	9-7	Sharon Versyp	T. Guerrette, E. Geraghty, H. Ernest	America East Tournament
2002-03	25-6	16-0	Sharon Versyp	E. Geraghty	America East Regular Season Champions / WNIT First Round
2003-04	25-7	17-1	Sharon Versyp	K. Corbitt	America East Regular Season & Tourn. Champions / NCAA tournament
2004-05	20-10	16-2	Sharon Versyp	K. Corbitt, M. Traversi	America East Regular Season Champions / WNIT First Round
2005-06	10-19	5-11	Ann McInerney	B. Barker	America East Tournament
2006-07	13-15	7-9	Ann McInerney	B. Barker, A. Underwood, K. Whittier	America East Tournament
2007-08	7-23	4-12	Cindy Blodgett	K. Baker, B. Boser, A. Tewksbury	America East Tournament
2008-09	5-25	3-13	Cindy Blodgett	K. Baker, B. Boser, A. Tewksbury	America East Tournament
2009-10	8-21	4-12	Cindy Blodgett	K. Baker, B. Williams	America East Tournament
2010-11	4-25	2-15	Cindy Blodgett	S. Baranowski, T. Ross, S. Wheeler, B. Williams	America East Tournament
2011-12	8-23	4-12	Richard Barron	S. Baranowski, S. Wheeler, B. Williams	America East Tournament
2012-13	4-24	3-12	Richard Barron	C. Wellington	Did not compete in America East Tournament due to bus accident
2013-14	17-15	10-6	Richard Barron	A. Roberts, A. Nalivaika, R. Burns	America East Tournament/WBI
2014-15	23-9	14-2	Richard Barron	L. Wood, C. Anderson	America East Tournament/WNIT
2015-16	26-9	15-1	Richard Barron	Liz Wood	America East Tournament/WNIT
2016-17	18-16	9-7	Richard Barron/Amy Vachon	Sigi Koizar	America East Tournament Runners Up
2017-18	23-10	13-3	Amy Vachon	Kirsten Johnson, Tanesha Sutton	America East Regular Season & Tourn. Champions / NCAA Tournament
2018-19	25-8	15-1	Amy Vachon	Tanesha Sutton, Parise Rossignol	America East Regular Season & Tourn. Champions / NCAA Tournament
2019-20	18-14	12-4	Amy Vachon	B. Millan, F. Wadling, S. Tapley, D. Saar	America East Tournament Championship Game Appearance
2020-21	17-3	13-2	Amy Vachon	Blanca Millan, Dor Saar	America East Regular Season Champions/America East Championship Game Runners-Up
2021-22	20-12	15-3	Amy Vachon	Maeve Carroll	America East Regular Season Champions/America East Championship Game Runners-Up



## NCAA TEAM RECORDS

Most Points Scored.....79 vs. LSU ..... (1997 Mideast Regional First Round)
Most Field Goals Made..... 30 vs. UConn ..... (1995 East Regional First Round)
Most Field Goals Attempted..... 79 vs. UConn ..... (1995 East Regional First Round)
Highest Field Goal Percentage..... 51.1% (24-47) vs. LSU ..... (1997 Mideast Regional First Round)
Most Three-Point Field Goals Made..... 11 at NC State ..... (2019 Greensboro Region First Round)
Most Three-Point Field Goals Attempted..... 37 at NC State ..... (2019 Greensboro Region First Round)
Highest Three-Point Field Goal Percentage..... 62.5% (5-8) ..... (2000 West Regional First Round)
Most Free Throws Made..... 28 ..... (1997 Mideast Regional First Round)
Most Free Throws Attempted..... 32 ..... (1997 Mideast Regional First Round)
Highest Free Throw Percentage..... 88.2% (15-17) ..... (1999 East Regional First Round)
Most Rebounds..... 43 (2 times) .....vs. George Washington (1996) and Stanford (1999)
Most Assists..... 15 ..... (2000 West Regional First Round)
Most Blocks..... 5 (2x) at NC State ..... (1997 Mideast Reg. First Round)/(2019 Greensboro Reg. First Round)
Most Steals..... 11 ..... (1999 East Regional First Round)

Overall.....1-9

### ► BY REGIONAL

East.....1-5
Mideast.....0-2
Midwest.....0-1
West.....0-1

### ► BY CITY

Austin, Tx. ....0-1
Baton Rouge, La. ....0-1
Charlottesville, Va. ....0-1
Missoula, Mont. ....0-1
Norfolk, Va. ....1-1
Raleigh, N.C. ....0-2
Santa Barbara, Calif. ....0-1
Storrs, Conn. ....0-1

### ► VERSUS OPPONENTS

Connecticut.....0-1
George Washington.....0-1
LSU.....0-1
North Carolina.....0-1
North Carolina State.....0-2
Old Dominion.....0-1
Stanford.....1-0
Texas.....0-1
Texas Tech.....0-1

### ► VERSUS CONFERENCES

ACC.....0-3
Atlantic 10.....0-1
Big East.....0-1
Big 12.....0-2
CAA.....0-1
Pac-10.....1-0
SEC.....0-1

### ► BY SEED

As a...

## RECORDS

No. 10-Seed.....1-1
No. 11-Seed.....0-1
No. 12-Seed.....0-1
No. 13-Seed.....0-3
No. 14-Seed.....0-1
No. 15-Seed.....0-1
No. 16-Seed.....0-1

### Versus a...

No. 1-Seed.....0-1
No. 2-Seed.....0-2
No. 3-Seed.....0-1
No. 4-Seed.....0-3
No. 5-Seed.....0-1
No. 7-Seed.....1-0
No. 8-Seed.....0-1

### ► BY ROUND

First Round.....1-8
Second Round.....0-1

## WNIT HISTORY

### ► POST-SEASON WNIT (1-6)

1990..... Kentucky 76, Maine 66 (First Round)
..... Illinois State 85, Maine 80 (Second Round)
..... Maine 68, Wyoming 48 (Fifth Place)
2003..... Creighton 74, Maine 57 (First Round)
2005..... West Virginia 74, Maine 59 (First Round)
2015..... Villanova 71, Maine 60 (First Round)
2016..... Quinnipiac 90, Maine 44 (First Round)

### ► PRE-SEASON WNIT (1-2)

1995..... Maine 70, Massachusetts 56 (First Round)
..... Ohio State 93, Maine 64 (Second Round)
1999..... Boston College 83, Maine 56 (First Round)

## WBI HISTORY

### ► POST-SEASON WBI (1-1)

2014..... Maine 77, Bucknell 47 (First Round)
..... Fairfield 63, Maine 50 (Second Round)



**MAINE CELEBRATES AFTER KNOCKING OFF STANFORD IN THE FIRST ROUND OF THE 1999 NCAA TOURNAMENT**





## NCAA BOXSCORES

### 1995 NCAA Tournament - Connecticut 105, Maine 75

**March 16, 1995 - Storrs, Conn. (Gampel Pavilion)**  
**MAINE (75):** Guidi 5-11, 0-0, 0; Porrini 4-13, 3-4, 11; Blodgett 4-14, 1-1, 10; Dionne 3-7, 1-2, 10; Ripton 4-11, 1-1, 13; Grealy 1-4, 0-0, 2; Stubbs 1-2, 0-0, 2; Gallant 3-6, 1-2, 7; Carver 4-7, 0-0, 8; Rustad 0-1, 0-0, 0; Sullivan 1-3, 0-0, 2. Totals 30-79, 7-10, 75.

**CONNECTICUT (105):** Rose 0-1, 0-0, 0; Better 1-1, 1-3, 3; Marquis 2-3, 0-0, 4; Rizzotti 4-8, 1-2, 10; Gelfenbein 0-1, 0-0, 0; Sales 8-12, 0-1, 18; Lobo 8-15, 0-5, 18; Berube 1-5, 4-4, 7; Webber 2-2, 0-0, 5; Elliott 3-9, 6-6, 13; Hunt 1-2, 2-3, 4; Wolters 10-14; 3-4, 23. Totals 40-73; 17-28, 105.  
Halftime: Connecticut 53-25. Three-point FG: Maine 8-22 (Ripton 4-10, Dionne 3-6, Blodgett 1-4, Carver 0-1); Connecticut 8-13 (Sales 2-3, Lobo 2-3, Rizzotti 1-3, Berube 1-2, Webber 1-1, Elliott 1-1). Rebounds: Maine 35 (Ripton 4, Guidi 5, Porrini 7, Blodgett 5, Dionne 1, Grealy 1, Gallant 4, Carver 1, Sullivan 1, Team 6); Connecticut 56 (Elliott 9, Lobo 5, Wolters 12, Rizzotti 3, Sales 4, Berube 8, Better 4, Rose 1, Hunt 2, Marquis 1, Team 7). Att.: 8,241.

### 1996 NCAA Tournament - Geo. Washington 83, Maine 67

**March 15, 1996 - Charlottesville, Va. (University Hall)**  
**MAINE (67):** Gallant 0-3, 3-4, 3; Ripton 2-8, 0-0, 5; Porrini 3-11, 4-7, 10; Blodgett 11-22, 2-2, 25; Carver 2-4, 0-0, 4; Guidi 4-13, 1-2, 10; Rustad 2-5, 2-2, 7; Danes 1-1, 0-0, 3; Clark 0-0, 0-0, 0; Bowman 0-0, 0-0, 0; DeShong 0-0, 0-0, 0. Totals 25-67, 12-17, 67.

**GEORGE WASHINGTON (83):** Turner 1-3, 0-0, 2; Cermignano 4-7, 4-5, 15; Abraham 9-20, 4-5, 22; McCrea 4-7, 0-0, 12; Lonergan 5-10, 4-5, 14; Hart 5-9, 2-5, 14; Lincoln 1-1, 0-1, 2; Deas 0-1, 0-0, 0; Park 0-0, 0-0, 0; Annie 0-0, 0-0, 0; Atcher 0-0, 2-2, 2. Totals 29-58, 16-23, 83.  
Halftime: Maine 40-39. Three-point FG: Maine 5-19 (Ripton 1-7, Blodgett 1-6, Rustad 1-3, Guidi 1-2, Danes 1-1); GW 9-14 (McCrea 4-6, Cermignano 3-5, Hart 2-3). Rebounds: Maine 43 (Gallant 9, Ripton 1, Porrini 13, Blodgett 6, Carver 4, Guidi 5, Rustad 1, Team 4); GW 37 (Turner 2, Cermignano 5, Abraham 8, McCrea 2, Lonergan 2, Hart 5, Deas 4, Annie 1, Team 8). Att.: n/a.

### 1997 NCAA Tournament - Louisiana State 88, Maine 79

**March 15, 1997 - Baton Rouge, La. (Maravich Center)**

**MAINE (79):** Danes 1-1, 0-0, 2; Carver 2-3, 0-0, 4; Porrini 1-6, 2-3, 4; Blodgett 9-17, 14-14, 34; Vachon 4-7, 0-0, 9; Bruyere 0-0, 0-0, 0; DeShong 0-0, 0-0, 0; McCormick 0-0, 0-0, 0; K.Clark 0-2, 0-0, 0; Stubbs 1-2, 0-0, 2; Cassidy 6-9, 12-15, 24. Totals 24-47, 28-32, 79.

**LOUISIANA STATE (88):** Gay 4-18, 11-12, 22; Howell 6-10, 3-4, 15; Gross 1-7, 2-4; Dorsey 4-7, 0-2, 10; Powell 7-9, 2-2, 19; Henry 1-1, 2-2, 4; Bankston 0-0, 0-0, 0; Cieslak 0-0, 0-0, 0; Hibbert 6-14, 2-2, 14. Totals 29-66, 2-2, 88.  
Halftime: Louisiana State 45-37. Three-point FG: Maine 3-10 (Blodgett 2-7, Vachon 1-2, Cassidy 0-1); LSU 8-19 (Gay 3-8, Powell 3-3, Dorsey 2-2, Hibbert 0-5). Rebounds: Maine 38 (Danes 3, Carver 2, Porrini 7, Blodgett 10, Vachon 3, Clark 2, Stubbs 2, Cassidy 6, Team 3); LSU 28 (Gay 5, Howell 8, Gross 4, Dorsey 2, Powell 3, Cieslak 1, Hibbert 1, Team 4). Att.: 5,260.

### 1998 NCAA Tournament - N.C. State 89, Maine 64

**March 13, 1998 - Raleigh, N.C. (Reynolds Coliseum)**

**MAINE (64):** Danes 3-6, 2-2, 8; Blodgett 6-20, 6-6, 19; Vachon 0-5, 2-2, 2; Carver 4-9, 0-0, 8; Cassidy 6-13, 6-7, 18; McCormick 1-5, 2-2, 5; Lopez 0-0, 1-2, 1; Tinklova 1-1, 1-2, 3; A.Clark 0-0, 0-1, 0. Totals 21-59, 20-24, 64.  
**NC STATE (89):** Jones 7-9, 0-0, 14; Lewis 7-13, 2-2, 16; Gillespie 1-1, 0-0, 2; Shepard 3-5, 1-1, 7; Melvin 9-12, 2-4, 20; Erb 2-6, 2-2, 6; Wallace 5-8, 2-4, 14; Williams 0-0, 0-0, 0; McLendon 0-0, 0-0, 0; Bates 5-5, 0-1, 10; Poteat 0-0, 0-0, 0. Totals 39-59, 9-14, 89.

Halftime: N.C. State 47-29. Three-point FG: Maine 2-11 (McCormick 1-1, Blodgett 1-5, Vachon 0-4, Carver 0-1); NCSU 2-7 (Wallace 2-4, Lewis 0-2, Erb 0-1). Rebounds: Maine 19 (Danes 4, Blodgett 1, Vachon 1, Carver 4, Cassidy 4, McCormick 1, Clark 1, Team 3); NCSU 43 (Jones 4, Lewis 2, Gillespie 5, Shepard 5, Melvin 9, Erb 6, Wallace 6, Bates 2, Poteat 1, Team 3). Att.: 3,274.

### 1999 NCAA Tournament - Maine 60, Stanford 58

**March 12, 1999 - Norfolk, Va. (ODU Fieldhouse)**

**MAINE (60):** Bowman 2-4, 0-0, 5; A.Clark 1-1, 0-0, 2; Cassidy 4-19, 7-7, 15; McCormick 5-10, 0-0, 13; Vachon 4-9, 2-2, 11; K.Clark 0-0, 1-2, 1; Lopez 1-5, 0-0, 2; Tinklova 3-7, 5-6, 11; Moldre 0-0, 0-0, 0; Pardilla 0-0, 0-0, 0. Totals 20-56, 15-17, 64.

**STANFORD (58):** Dimson 2-5, 1-3, 5; Donaphin 1-8, 6-6, 8; Moos 0-6, 2-2, 2; Freuen 4-13, 2-2, 13; Flores 2-8, 0-0, 4; Yamasaki 8-16, 2-2, 24; St. Clair 0-1, 0-0, 0; Bastastini 0-1, 0-0, 0; Izidor 0-0, 0-0, 0; Engghusen 0-0, 0-0, 0. Totals 17-58, 13-15, 58.  
Halftime: Maine 30-26. Three-point FG: Maine 5-15 (McCormick 3-7, Vachon 1-4, Bowman 1-2, Lopez 0-2); Stanford 11-32 (Yamasaki 6-11, Freuen 3-10, Flores 2-7, Moos 0-3, St. Clair 0-1). Rebounds: Maine 43 (Bowman 2, A. Clark 3, Cassidy 3, McCormick 6, Vachon 7, K. Clark 1, Lopez 3, Tinklova 11, Moldre 2, Team 5); Stanford 36 (Dimson 6, Donaphin 10, Moos 6, Freuen 2, Flores 4, Yamasaki 6, Team 2). Att.: n/a.

### 1999 NCAA Tournament - Old Dominion 72, Maine 62

**March 14, 1999 - Norfolk, Va. (ODU Fieldhouse)**

**OLD DOMINION (72):** Andrade 3-9, 5-8, 11; Maiga 4-7, 3-4, 11; Berthieu 6-12, 7-9, 19; Francis 2-4, 0-0, 5; Diaz 6-14, 0-0, 13; Williams 4-9, 0-0, 8; Eblin 1-7, 2-2, 5; Olley 0-1, 0-0, 0; Mwenentanda 0-1, 0-0, 0; Levens 0-1, 0-0, 0; Thompson 0-0, 0-0, 0. Totals 26-69, 17-23, 72.

**MAINE (62):** Bowman 2-7, 3-3, 7; A.Clark 2-2, 3-4, 7; Cassidy 6-11, 8-8, 20; McCormick 3-6, 0-0, 8; Vachon 4-7, 1-2, 9; Lopez 1-4, 1-2, 3; Tinklova 2-6, 4-6, 8; K.Clark 0-0, 0-0, 0. Totals 30-43, 20-25, 62.  
Halftime: ODU 36-28. Three-point FG: ODU 3-13 (Francis 1-1, Diaz 1-2, Eblin 1-6, Andrade 0-1, Thompson 0-3); Maine 2-8 (McCormick 2-3, Vachon 0-2, Bowman 0-2, Tinklova 0-1). Rebounds: Maine 34 (Bowman 7, A. Clark 4, Cassidy 7, McCormick 3, Vachon 4, Lopez 3, Tinklova 4, Team 2); ODU 38 (Andrade 9, Maiga 10, Berthieu 11, Francis 1, Diaz 2, Williams 3, Thompson 2). Att.: 4,855.

### 2000 NCAA Tournament - North Carolina 62, Maine 57

**March 15, 2000 - Santa Barbara, Calif. (Thunderdome)**

**MAINE (57):** Clark 0-0, 0-0, 0; Lopez 3-8, 0-1, 7; Cassidy 10-20, 9-9, 30; McCormick 11-22, 0-0, 9; Vachon 2-6, 0-1, 4; Guerrette 0-0, 0-0, 0; Tinklova 2-3, 1-2, 5; James 0-1, 2-2, 2; Cruz 0-2, 0-0, 0. Totals 20-45, 12-15, 57.

**NORTH CAROLINA (62):** Barksdale 9-18, 4-6, 23; Allen 0-1, 0-0, 0; Sharp 0-2, 0-0, 0; J.Brown 0-6, 0-0, 0; Teasley 5-12, 2-2, 14; Huntington 0-1, 0-0, 0; Thomas 1-1, 0-1, 2; Higgins 7-11, 2-5, 16; C.Brown 1-8, 2-3, 4; Lea 1-1, 1-1, 3. Totals 24-61, 11-18, 62.  
Halftime: Maine 24-20. Three-point FG: Maine 5-8 (Lopez 1-1, Cassidy 1-2, McCormick 3-4, Vachon 0-1); UNC 3-14 (Barksdale 1-2, Sharp 0-1, J.Brown 0-3, Teasley 2-6, C.Brown 0-2). Rebounds: Maine 33 (Clark 2, Lopez 5, Cassidy 9, McCormick 2, Vachon 5, Guerrette 1, Tinklova 4, James 2, Cruz 1, Team 2); UNC 36 (Barksdale 13, Allen 1, Sharp 2, Brown 1, Teasley 3, Huntington 1, Higgins 6, Brown 5, Lea 2, Team 2). Att.: n/a.

### 2004 NCAA Tournament - Texas Tech 60, Maine 50

**March 20, 2004 - Missoula, Mont. (Dahlberg Arena)**

**MAINE (50):** Heon 0-4, 2-2, 2; Ernest 1-9, 1-4, 3; Corbitt 1-5, 0-1, 2; Veilleux 1-8, 0-0, 2; Peterson 7-14, 1-2, 15; Underwood 0-1, 1-2, 1; Hugstad-Vaa 1-1, 0-0, 2; Traversi 7-12, 4-5, 20; Schrader 1-2, 1-2, 3.

**TEXAS TECH (60):** Grant 0-5, 4-4, 4; Ritchie 0-5, 4-6, 4; Jackson 5-9, 3-5, 13; Ayers-Curry 1-3, 0-0, 2; Dabbs 3-11, 0-0, 6; Baughman 1-3, 0-2, 2; Clark 1-1, 0-0, 2; Davis 5-7, 1-3, 11; Robertson 4-9, 8-10, 16.  
Halftime: Texas Tech 29-25. Three-point FG: Maine 2-8 (Ernest 0-1, Corbitt 0-1, Veilleux 0-1, Underwood 0-1, Traversi 2-4); Texas Tech 0-8 (Grant 0-1, Ritchie 0-3, Baughman 0-2, Robertson 0-2). Rebounds: Maine 34 (Ernest 8, Veilleux 3, Peterson 9, Heon 6, Corbitt 2, Traversi 1, Team 5); Texas Tech 42 (Dabbs 3, Jackson 12, Ayers-Curry 3, Grant 2, Ritchie 3, Baughman 2, Davis 7, Robertson 6, Team 4). Att.: 7,413

### 2018 NCAA Tournament - Texas 83, Maine 54

**March 17, 2018 - Austin, Texas (Frank Erwin Center)**

**MAINE (54):** Sutton 5-12, 4-4, 16; Brosseau 5-13, 1-2, 11; Millan 3-13, 1-2, 7; Wadling 3-5, 0-0, 6; Rossignol 2-4, 0-0, 5; McVicar 1-1, 3-4, 5; Johnson 1-1, 2-2, 4; Barra 0-1, 0-0, 0; Williams 0-0, 0-0, 0; Fogarty 0-3, 0-0, 0; Carroll 0-0, 0-0, 0; Tapley 0-0, 0-0, 0; Saar 0-2, 0-0, 0. Totals 20-55, 11-14, 54.

**TEXAS (83):** White 7-10, 3-3, 17; Atkins 7-8, 0-0, 16; Higgs 6-7, 2-2, 15; Holmes 4-8, 1-1, 9; McCarty 2-3, 2-2, 7; Sutton 3-6, 0-0, 7; Patterson 2-5, 0-0, 5; Hosey 2-3, 0-0, 4; Aborowa 1-4, 1-2, 3; Underwood 0-1, 0-0, 0; Caron-Goudreau 0-0, 0-0, 0. Totals 34-55, 9-10, 83.

Halftime: Texas 45-18. Three-point FG: Maine 3-19 (Sutton 2-6, Rossignol 1-1, Millan 0-4, Fogarty 0-3, Saar 0-1, Brosseau 0-4); Texas 6-8 (Atkins 2-3, Higgs 1-2, Patterson 1-1, Sutton 1-1, McCarty 1-1). Rebounds: Maine 12 (Millan 2, Wadling 3, McVicar 1, Fogarty 1, Johnson 2, Team 3); Texas 43 (Holmes 7, McCarty 7, White 3, Higgs 2, Atkins 4, Sutton 3, Hosey 1, Underwood 4, Aborowa 5, Patterson 5, Caron-Goudreau 1, Team 1). Att.: 3,878


### 2019 NCAA Tournament - NC State 63, Maine 51

**March 23, 2019 - Raleigh, N.C. (Reynolds Coliseum)**

**MAINE (51):** Rossignol 7-13, 0-0, 19; Saar 6-12, 0-0, 16; Wadling 4-10, 0-0, 9; Millan 2-12, 0-0, 4; Sutton 1-11, 0-0, 3; McVicar 0-1, 0-0, 0; Carroll 0-0, 0-0, 0. Totals 20-59, 0-0, 51

**NC STATE (63):** Leslie 8-15, 1-2, 20; Cunane 7-13, 2-3, 16; Crutchfield 5-10, 1-1, 14; Rogers 2-4, 3-4, 7; Konig 2-7, 0-0, 4; Jones 0-2, 2-2, 2; Rice 0-0, 0-0, 0; McGoldrick 0-1, 0-0, 0; Wadsworth 0-0, 0-0, 0. Totals 24-52, 9-12, 63.

Halftime: NC State 39-22. Three-point FG: Maine 11-37 (Rossignol 5-9; Saar 4-8; Wadling 1-4; Millan 0-9; Sutton 1-6; McVicar 0-1, Carroll 0-0); NC State 6-21 (Leslie 3-7; Cunane 0-2; Crutchfield 3-5; Rogers 0-0; Konig 0-4; Jones 0-2; Rice 0-0; McGoldrick 0-1; Wadsworth 0-0). Rebounds: Maine 29 (Rossignol 5; Saar 5; Wadling 8; Millan 7; Sutton 3; McVicar 0; Carroll 0; Team 1); NC State 38 (Leslie 6; Cunane 9; Crutchfield 5; Rogers 8; Konig 3; Jones 6; Rice 0; McGoldrick 0; Wadsworth 0). Att.: 2,769



**AMY VACHON TOTALED 11 POINTS AND 7 ASSISTS AGAINST STANFORD**

## NCAA TEAM RECORDS

Most Points Scored.....	34, Cindy Blodgett
.....	(1997 Mideast Regional First Round)
Most Field Goals Made .....	11, Cindy Blodgett
.....	(1996 East Regional First Round)
Most Field Goals Attempted .....	22, Cindy Blodgett
.....	(1996 East Regional First Round)
Highest Field Goal Percentage (min. 5 att.) .....	66.7%
.....	Jamie Cassidy (6-9) (1997 Mideast Regional First Round)
Most Three-Point Field Goals Made .....	5, Parise Rossignol
.....	(2019 Greensboro Region First Round)
Most Three-Point Field Goals Attempted .....	10, Trisha Ripton
.....	(1995 East Regional First Round)
Highest Three-Point Field Goal Percentage.....	75.0% (3-4)
.....	Kristen McCormick (2000 West Regional First Round)
Most Free Throws Made .....	14, Cindy Blodgett
.....	(1997 Mideast Regional First Round)
Most Free Throws Attempted .....	15, Jamie Cassidy
.....	(1997 Mideast Regional First Round)
Highest Free Throw Percentage .....	100.0% (14-14)
.....	Cindy Blodgett (1997 Mideast Regional First Round)
Most Rebounds .....	13, Stacey Porrini
.....	(1996 East Regional First Round)
Most Assists .....	8, Amy Vachon
.....	(2000 West Regional First Round)
Most Blocks .....	5, Jamie Cassidy
.....	(1997 Mideast Regional First Round)
Most Steals.....	4, Kizzy Lopez
.....	(1999 East Regional First Round)
Most Minutes Played.....	40, Two times
.....	Last: Parise Rossignol/Dor Saar (2019 Greensboro Reg. First Round)

# Women's Basketball Conference Tournament History

## YEAR-BY-YEAR RESULTS

▶ <b>1985 (SEABOARD CONFERENCE)</b>
Semis #3 Maine 62, #2 New Hampshire 59
Champ. #1 Northeastern 73, #3 Maine 59
▶ <b>1986 (SEABOARD CONFERENCE)</b>
Semis #3 Boston University 52, #2 Maine 51
Consol. #2 Maine 53, #4 New Hampshire 50
▶ <b>1987 (SEABOARD CONFERENCE)</b>
Semis #3 Maine 76, #2 Boston University 54
Champ. #1 Northeastern 55, #3 Maine 48
▶ <b>1988 (SEABOARD CONFERENCE)</b>
Semis #2 Maine 82, #3 New Hampshire 76
Champ. #1 Boston University 66, #2 Maine 62
▶ <b>1989 (SEABOARD CONFERENCE)</b>
Semis #4 Northeastern 60, #1 Maine 47
▶ <b>1990 (NORTH ATLANTIC CONFERENCE)</b>
First round bye as #1 seed
Semis #1 Maine 64, #5 Vermont 54
Champ. #1 Maine 64, #2 Boston University 54
▶ <b>1991 (NORTH ATLANTIC CONFERENCE)</b>
First round bye as top-two seed
Semis #1 Maine 79, #4 Hartford 59
Champ. #1 Maine 79, #2 Vermont 64
▶ <b>1992 (NORTH ATLANTIC CONFERENCE)</b>
Quarters #2 Maine 68, #7 Drexel 57
Semis #2 Maine 74, #3 New Hampshire 65
Champ. #1 Vermont 70, #2 Maine 50
▶ <b>1993 (NORTH ATLANTIC CONFERENCE)</b>
Quarters #7 Maine 59, #2 New Hampshire 55
Semis #7 Maine 44, #3 Northeastern 43
Champ. #1 Vermont 62, #7 Maine 45
▶ <b>1995 (NORTH ATLANTIC CONFERENCE)</b>
Quarters #1 Maine 78, #8 Hofstra 67
Semis #1 Maine 71, #5 Boston University 56
Champ. #1 Maine 70, #2 Northeastern 59
▶ <b>1996 (NORTH ATLANTIC CONFERENCE)</b>
Quarters #1 Maine 88, #8 Drexel 51
Semis #1 Maine 80, #4 Hartford 69
Champ. #1 Maine 88, #2 Vermont 55
▶ <b>1997 (AMERICA EAST)</b>
Quarters #1 Maine 99, #8 Towson 57
Semis #1 Maine 110, #5 Drexel 68
Champ. #1 Maine 92, #2 Vermont 70
▶ <b>1998 (AMERICA EAST)</b>
Quarters #2 Maine 84, #7 Drexel 59
Semis #2 Maine 77, #3 Northeastern 70
Champ. #2 Maine 81, #1 Vermont 80
▶ <b>1999 (AMERICA EAST)</b>
Quarters #1 Maine 69, #8 Hofstra 57
Semis #1 Maine 66, #4 Vermont 61
Champ. #2 Northeastern 57, #1 Maine 55
▶ <b>2000 (AMERICA EAST)</b>
Quarters #2 Maine 73, #10 Boston University 52
Semis #2 Maine 74, #3 Delaware 66
Champ. #1 Vermont 77, #2 Maine 50
▶ <b>2001 (AMERICA EAST)</b>
Quarters #5 Hartford 70, #4 Maine 55
▶ <b>2002 (AMERICA EAST)</b>
Quarters #5 Hartford 59, #4 Maine 55
▶ <b>2003 (AMERICA EAST)</b>
Quarters #1 Maine 71, #8 Hartford 51
Semis #1 Maine 71, #4 New Hampshire 65
Champ. #3 Boston University 69, #1 Maine 65
▶ <b>2004 (AMERICA EAST)</b>
Quarters #1 Maine 66, #8 New Hampshire 40
Semis #1 Maine 62, #4 Albany 49
Champ. #1 Maine 68, #3 Boston University 43
▶ <b>2005 (AMERICA EAST)</b>
Quarters #8 Boston University 63, #1 Maine 51
▶ <b>2006 (AMERICA EAST)</b>
Opening Rd. #8 Maine 73, #9 Albany 56
Quarters #1 Hartford 58, #8 Maine 35
▶ <b>2007 (AMERICA EAST)</b>
Quarters #3 Vermont 70, #6 Maine 57
▶ <b>2008 (AMERICA EAST)</b>
Opening Rd. #9 Stony Brook 64, #8 Maine 58
▶ <b>2009 (AMERICA EAST)</b>
Opening Rd. #8 Albany 63, #9 Maine 43
▶ <b>2010 (AMERICA EAST)</b>
Opening Rd. #8 Maine 50, #9 New Hampshire 65
▶ <b>2011 (AMERICA EAST)</b>
Opening Rd. #8 Stony Brook 76, #9 Maine 55
▶ <b>2012 (AMERICA EAST)</b>
Opening Rd. #8 Maine 49, #9 Stony Brook 43
Quarters #1 Boston University 52, #8 Maine 23
▶ <b>2013 (AMERICA EAST)</b>
Did not compete (bus accident)
▶ <b>2014 (AMERICA EAST)</b>
Quarters #5 Hartford 63, #4 Maine 62, (OT)
▶ <b>2015 (AMERICA EAST)</b>
Quarters #1 Maine 78, #8 Binghamton 71
Semis #1 Maine 54, #5 Hartford 65
▶ <b>2016 (AMERICA EAST)</b>
Quarters #2 Maine 58, #7 New Hampshire 47
Semis #2 Maine 51, #3 Stony Brook 48
Champ. #1 Albany 59, #2 Maine 58
▶ <b>2017 (AMERICA EAST)</b>
Quarters #4 Maine 57, #5 Binghamton 40
Semis #4 Maine 61, #1 New Hampshire 52
Champ. #1 UAlbany 66, #4 Maine 50
▶ <b>2018 (AMERICA EAST)</b>
Quarters #1 Maine 65, #8 UMass 43
Semis #1 Maine 64, #5 New Hampshire 48
Champ. #1 Maine 74, #6 Hartford 65
▶ <b>2019 (AMERICA EAST)</b>
Quarters #1 Maine 69, #8 New Hampshire 36
Semis #1 Maine 66, #4 UAlbany 51
Champ. #1 Maine 68, #2 Hartford 48
▶ <b>2020 (AMERICA EAST)</b>
Quarters #2 Maine 78, #7 Vermont 66
Semis #2 Maine 67, #3 UMass Lowell 54
Champ. #2 Maine vs. #1 Stony Brook (Canceled - COVID-19)
▶ <b>2021 (AMERICA EAST)</b>
Semis #1 Maine 67, #4 UAlbany 47
Champ. #2 Stony Brook 64, #1 Maine 60
▶ <b>2022 (AMERICA EAST)</b>
Quarters #1 Maine 63, #8 Hartford 49
Semis #1 Maine 72, #4 NJIT 48
Champ. #2 UAlbany 56, #1 Maine 47

MAINE CELEBRATES WINNING THE 2004 AMERICA EAST TITLE



## RECORD WHEN

Overall.....	51-26
Seaboard Conference .....	4-5
North Atlantic Conference .....	14-2
America East .....	33-19

### ▶ BY SEED

<b>As a...</b>	
No. 1-Seed .....	30-7
No. 2-Seed .....	13-5
No. 3-Seed .....	2-2
No. 4-Seed .....	2-4
No. 6-Seed .....	0-1
No. 7-Seed .....	2-1
No. 8-Seed .....	2-4
No. 9-Seed .....	0-2

### Versus a...

No. 1-Seed .....	1-10
No. 2-Seed .....	9-3
No. 3-Seed .....	8-2
No. 4-Seed .....	9-1
No. 5-Seed .....	5-4
No. 6-Seed .....	1-0
No. 7-Seed .....	4-0
No. 8-Seed .....	11-4
No. 9-Seed .....	2-2
No. 10-Seed .....	1-0

### ▶ VERSUS OPPONENTS

Albany.....	4-4
Binghamton.....	2-0
Boston University.....	5-5
Delaware.....	1-0
Drexel.....	4-0
Hartford.....	6-5
Hofstra.....	2-0
NJIT.....	1-0
New Hampshire.....	11-1
Northeastern.....	3-4
Stony Brook.....	2-3
Towson.....	1-0
UMass Lowell.....	1-0
UMBC.....	1-0
Vermont.....	7-4

### ▶ BY ROUND

Opening Round.....	2-4
Quarterfinals.....	17-7
Semifinals.....	22-3
Championship.....	9-12
Consolation.....	1-0

## TEAM RECORDS

Most Consecutive Wins.....	14 (1995-99)
Largest Margin of Victory.....	42 (2 times)
..... #1 Maine 99, #8 Towson 57 (1997 America East Quarterfinal)	
..... #1 Maine 110, #5 Drexel 68 (1997 America East Semifinal)	
Most Consecutive Losses.....	6 (2006-11)
Largest Margin of Defeat.....	27
..... #1 Vermont 77, #2 Maine 50 (2000 America East Champ.)	
Most Points Scored.....	110 vs. Drexel
..... (1997 America East Semifinal)	
Most Points Allowed.....	80 vs. Vermont
..... (1998 America East Championship)	

## INDIVIDUAL RECORDS

Most Points Scored.....	52, by Cindy Blodgett
..... (1997 America East Quarterfinal vs. Towson)	
Most Rebounds.....	18, by Rachel Bouchard
..... (1989 Seaboard Conference Semifinal vs. Northeastern)	
Most Assists.....	11, by Amy Vachon
..... (1999 America East Semifinal vs. Vermont)	



MAINE HAS APPEARED IN SEVEN-STRAIGHT AMERICA EAST TITLE GAMES, WINNING THE CHAMPIONSHIP TWICE DURING THAT STRETCH





## CONFERENCE TOURNAMENT CHAMPIONSHIP BOXSCORES

### 1990 NORTH ATLANTIC CONFERENCE CHAMPIONSHIP

#### #1 Maine 64, #2 Boston University 54 - March 11

**BOSTON (54):** Theriault 2-8, 2-2, 6; Haney 2-5, 2-3, 7; Higgins 0-2, 0-2, 0; Dukeman 4-14, 3-4, 12; Bay 9-19, 1-2, 19; Ranando 4-5, 0-0, 8; Killian 1-7, 0-0, 2. Totals 22-60, 8-13, 54.

**MAINE (64):** Iaconeta 2-5, 0-1, 4; Frenette 5-8, 2-2, 12; Briggs 4-10, 0-2, 8; Goodhue 2-7, 2-3, 6; Sullivan 1-3, 0-0, 2; Bradstreet 0-2, 0-0, 0; Bouchard 13-26, 6-8, 32. Totals 27-61, 10-16, 64.

**Halftime:** Maine, 39-27. Three-Point FGs: BU 2-8 (Theriault 0-3, Haney 1-1, Dukeman 1-4); Maine 0-4 (Iaconeta 0-2, Sullivan 0-1, Bradstreet 0-1). Rebounds: BU 36 (Theriault 5, Haney 3, Higgins 2, Dukeman 4, Bay 7, Ranando 5, Killian 7, Team 5); Maine 42 (Iaconeta 6, Frenette 7, Briggs 7, Goodhue 3, Sullivan 3, Bradstreet 2, Bouchard 9, Team 5). Assists: BU 7 (Theriault 2, Haney 4, Bay 1); Maine 12 (Iaconeta 3, Frenette 3, Briggs 1, Sullivan 2, Bradstreet 2, Bouchard 1). Att.: 350.

### 1991 NORTH ATLANTIC CONFERENCE CHAMPIONSHIP

#### #1 Maine 79, #2 Vermont 64 - March 9

**VERMONT (64):** Marsland 2-4, 0-0, 4; Marra 1-5, 0-0, 2; Kelsen 4-12, 2-3, 12; Niebling 7-13, 3-3, 18; Bay 4-12, 8-11, 16; Turnbull 3-4, 2-2, 8; McCarthy 2-5, 0-0, 4; Blue 0-2, 0-0, 0. Totals: 23-57, 15-19, 64.

**MAINE (79):** Strong 1-6, 0-0, 2; Frenette 6-14, 3-4, 15; Briggs 6-10, 0-2, 14; Goodhue 2-4, 1-3, 6; Carpenter 0-0, 0-0, 0; Bradstreet 4-8, 5-6, 14; Bouchard 12-19, 4-10, 28; Buetow 0-2, 0-0, 0. Totals: 31-63, 13-25, 79.

**Halftime:** Maine, 36-35. Three-Point FGs: Vermont 3-7 (Marra 0-1, Kelsen 2-5, Niebling 1-1); Maine 4-5 (Strong 0-1, Briggs 2-2, Goodhue 1-1, Bradstreet 1-1). Rebounds: Vermont 37 (Marsland 2, Kelsen 5, Niebling 6, Bay 12, Turnbull 4, McCarthy 1, Blue 2, Team 5); Maine 41 (Strong 1, Frenette 9, Briggs 5, Goodhue 1, Bradstreet 9, Bouchard 7, Team 9). Assists: Vermont 10 (Marsland 1, Kelsen 5, Niebling 1, Bay 2, McCarthy 1); Maine 19 (Strong 2, Frenette 5, Briggs 1, Goodhue 3, Bradstreet 7, Bouchard 1). Att.: 814

### 1995 NORTH ATLANTIC CONFERENCE CHAMPIONSHIP

#### #1 Maine 70, #2 Northeastern 59 - March 11

**NORTHEASTERN (59):** Mitchell 2-7, 0-0, 6; Artis 13-26, 2-5, 30; Petreccia 0-3, 0-0, 0; Shultz 0-1, 0-0, 0; Robinson 1-2, 0-0, 2; Hobson 2-7, 2-2, 6; Wright 7-11, 1-4, 15. Totals: 25-57, 5-11, 59.

**MAINE (70):** Grealy 1-4, 0-0, 2; Blodgett 10-22, 4-7, 26; Gallant 0-0, 1-2, 1; Rustad 0-2, 0-0, 0; Porrini 5-10, 1-2, 11; Dionne 0-0, 6-7, 6; Ripton 4-7, 0-0, 11; Sullivan 0-1, 0-1, 0; Guidi 6-16, 1-4, 13. Totals: 26-62, 13-23, 70.

**Halftime:** Maine, 37-30. Three-Point FGs: NE 4-9 (Mitchell 2-7, Artis 2-2); Maine 5-12 (Blodgett 2-9, Ripton 3-3). Rebounds: NE 39 (Mitchell 2, Artis 13, Petreccia 2; Shultz 4, Robinson 2; Hobson 7; Wright 8, Team 1); Maine 42 (Grealy 3, Blodgett 6; Gallant 2, Rustad 3, Porrini 12, Dionne 1, Ripton 6, Guidi 5, Team 4). Assists: NE 6 (Artis 1, Petreccia 2, Shultz 1, Robinson 1, Hobson 1); Maine 10 (Blodgett 2, Gallant 2, Rustad 1, Dionne 1, Ripton 4). Att.: 4,808.

### 1996 NORTH ATLANTIC CONFERENCE CHAMPIONSHIP

#### #1 Maine 88, #2 Vermont 55 - March 9

**VERMONT (55):** Conrad 4-7, 1-2, 9; Monday 0-0, 2-2, 2; Burke 1-3, 1-3, 3; Lauzon 2-6, 2-2, 6; Taylor 4-9, 0-0, 9; Chapman 0-0, 0-0, 0; Cronin 0-1, 2-2, 2; Kirvin 2-9, 0-0, 5; Lawson 7-15, 2-5, 16; Dodge 0-1, 0-0, 0; Zornow 1-3, 1-4, 3. Totals: 21-54, 11-20, 55.

**MAINE (88):** DeShong 0-1, 0-0, 0; Danes 0-1, 2-2, 2; Bowman 1-1, 0-0, 2; Stubbs 1-1, 2-6, 4; Blodgett 11-20, 9-11, 31; Gallant 1-5, 1-2, 3; Carver 1-2, 0-0, 3; Rustad 0-2, 6-6, 6; Porrini 5-11, 2-4, 12; Ripton 1-4, 0-0, 3; Clark 0-1, 0-0, 0; Guidi

**Halftime:** Maine, 47-20. Three-Point FGs: Vermont 2-7 (Lauzon 0-1, Taylor 1-4, Kirvin 1-2); Maine 4-10 (Blodgett 0-3, Carver 1-1, Ripton 1-4, Guidi 2-2). Rebounds: Vermont 43 (Conrad 6, Burke 9, Lauzon 3, Taylor 5, Chapman 1, Cronin 2, Kirvin 2, Lawson 4, Zornow 3, Team 8); Maine 31 (Danes 2, Bowman 2, Gallant 4, Carver 2, Rustad 2, Porrini 10, Ripton 5, Guidi 3, Team 1). Assists: Vermont 14 (Monday 2, Burke 2, Lauzon 3, Taylor 3, Kirvin 3, Lawson 1); Maine 21 (Danes 1, Stubbs 1, Blodgett 3, Gallant 2, Rustad 2, Porrini 2, Ripton 10). Att.: 5,472.

### 1997 AMERICA EAST CHAMPIONSHIP

#### #1 Maine 92, #2 Vermont 70 - March 8

**VERMONT (70):** Conrad 0-0, 0-0, 0; Harris 6-12, 4-4, 16; Monday 0-0, 0-0, 0; Burke 0-0, 0-0, 0; Taylor 3-9, 0-0, 8; Church 4-11, 4-5, 12; Cronin 4-7, 4-5, 13; Lawson 8-21, 3-3, 19; Dodge 0-1, 0-0, 0; Zornow 1-6, 0-0, 2; Totals: 26-67, 15-17, 70.

**MAINE (92):** Bruyere 0-0, 0-0, 0; DeShong 0-1, 0-0, 0; McCormick 0-0, 0-0, 0; K. Clark 2-5, 2-2, 6; Danes 1-4, 0-0, 2; Stubbs 1-1, 7-8, 9; Blodgett 15-27, 1-1, 37; Vachon 0-3, 1-2, 1; Carver 6-8, 3-3, 15; Cassidy 3-6, 5-7, 11; Porrini 5-7, 1-1, 11; A. Clark 0-0, 0-0, 0. Totals: 33-62, 20-24, 92.

**Halftime:** Maine, 44-42. Three-Point FGs: Vermont 3-12 (Harris 0-3, Taylor 2-6, Church 0-2, Cronin 1-1); Maine 6-11 (Blodgett 6-10, Vachon 0-1). Rebounds: Vermont 37 (Harris 3, Burke 2, Taylor 3, Church 5, Cronin 5, Lawson 10, Zornow 4, Team 5); Maine 37 (DeShong 1, K. Clark 2, Danes 3, Stubbs 1, Blodgett 7, Vachon 2, Carver 4, Cassidy 3, Porrini 5, A. Clark 1, Team 8). Assists: Vermont 14 (Harris 1, Taylor 7, Church 2, Cronin 2, Lawson 1, Zornow 1); Maine 12 (Blodgett 5, Vachon 5, Porrini 2). Att.: 5,438.

### 1998 AMERICA EAST CHAMPIONSHIP

#### #2 Maine 81, #1 Vermont 80 - March 7

**MAINE (81):** Danes 0-1, 0-0, 0; Carver 6-9, 2-2, 15; Cassidy 6-16, 9-9, 21; Blodgett 9-25, 2-2, 22; Vachon 3-8, 1-2, 9; McCormick 2-4, 0-0, 6; Lopez 0-0, 0-0, 0; Tinklova 2-5, 0-0, 4; Clark 1-1, 2-2, 4. Totals: 29-69, 16-17, 81.

**VERMONT (80):** Burke 2-6, 0-0, 6; Church 12-19, 9-14, 33; Taylor 5-7, 0-0, 15; Cronin 4-7, 2-2, 12; Kirvin 3-10, 0-0, 7; Conrad 0-1, 0-0, 0; Burroughs 0-0, 0-0, 0; Dodge 2-5, 0-1, 4; Zornow 1-4, 1-2, 3. Totals: 29-59, 12-19, 80.

**Halftime:** Vermont, 46-45. Three-Point FGs: Maine 7-16 (Carver 1-1, Blodgett 2-7, Vachon 2-5, McCormick 2-3); Vermont 10-17 (Burke 2-3, Taylor 5-7, Cronin 2-4, Kirvin 1-3). Rebounds: Maine 41 (Carver 4, Cassidy 7, Blodgett 9, Vachon 7, McCormick 2, Tinklova 3, Clark 2, Team 7); Vermont 33 (Burke 3, Church 10, Taylor 1, Cronin 9, Kirvin 3, Burroughs 1, Dodge 2, Zornow 1, Team 3). Assists: Maine 12 (Carver 3, Blodgett 2, Vachon 6, Tinklova 1); Vermont 16 (Burke 1, Church 3, Taylor 6, Cronin 2, Kirvin 3, Zornow 1). Att.: 3,578.

### 2004 AMERICA EAST CHAMPIONSHIP

#### #1 Maine 68, #3 Boston University 43 - March 13

**BOSTON UNIVERSITY (43):** Moseley 1-8, 0-0, 2; Onson 0-1, 0-0, 0; Terhune 4-14, 1-2, 9; Bonner 3-8, 1-2, 8; Norris 2-7, 1-2, 5; Kovach 0-1, 0-0, 0; Bibbs 4-8, 1-2, 10; Petranoff 0-0, 0-0, 0; Vanderwal 2-6, 3-3, 7; Parr 0-4, 2-2, 2. Totals: 16-57, 9-13, 43.

**MAINE (68):** Heon 5-11, 0-0, 12; Ernest 4-9, 7-9, 15; Corbitt 1-3, 3-6, 5; Veilleux 2-8, 0-0, 4; Peterson 3-10, 4-4, 10; Traversi 2-6, 7-7, 12; Underwood 2-5, 2-2, 8; Hugstad-Vaa 1-3, 0-0, 2; Whittier 0-0, 0-0, 0; Schrader 0-1, 0-0, 0. Totals: 20-56, 23-28, 68.

**Halftime:** Maine, 33-12. Three-Point FGs: BU 2-15 (Terhune 0-8, Bonner 1-3, Kovach 0-1, Bibbs 1-2, Parr 0-1); Maine 5-15 (Heon 2-6, Veilleux 0-2, Traversi 1-2, Underwood 2-5). Rebounds: BU 31 (Moseley 7, Terhune 3, Bonner 3, Norris 10, Kovach 1, Petranoff 1, Vanderwal 3, Parr 1, Team 2); Maine 53 (Heon 8, Ernest 9, Corbitt 2, Veilleux 5, Peterson 11, Traversi 5, Underwood 1, Hugstad-Vaa 3, Schrader 3, Team 6). Assists: BU 8 (Moseley 3, Terhune 1, Norris 2, Vanderwal 1, Parr 1); Maine 12 (Heon 4, Ernest 2, Corbitt 4, Veilleux 1, Traversi 1). Att.: 1,101.

### 2018 AMERICA EAST CHAMPIONSHIP

#### #1 Maine 74, #6 Hartford 65 - March 9

**HARTFORD (65):** Harrison 6-6, 1-2, 13; DaCosta 3-7, 3-4, 10; Abed 3-11, 2-2, 9; Pattison 3-4, 0-0, 8; Young 2-7, 3-6, 8; Douglass 2-3, 1-2, 7; Lee 2-4, 2-2, 6; douglas 2-5, 0-0, 4. Totals: 23-47, 12-18, 65.

**MAINE (74):** Millan 8-16, 4-4, 22; Brosseau 5-11, 2-2, 16; Rossignol 3-6, 4-4, 12; Sutton 4-6, 3-4, 11; Wadling 4-5, 2-3, 10; Saar 1-5, 0-0, 3; Barra 0-0, 0-0, 0; Williams 0-0, 0-0, 0; Fogarty 0-0, 0-0, 0; Carroll 0-0, 0-0, 0; McVicar 0-1, 0-0, 0; Tapley 0-0, 0-0, 0; Johnson 0-0, 0-0, 0. Totals: 25-50, 15-17, 74.

**Halftime:** Tied, 36-36. Three-Point FGs: HARTFORD 7-16 (Douglass 2-3, Pattison 2-3, Abed 1-3, DaCosta 1-3, Young 1-3, Douglas 0-1). Maine 9-23 (Brosseau 4-7, Millan 2-5, Rossignol 2-5, Saar 1-5, McVicar 0-1). Rebounds: HARTFORD 25 (Young 6, Lee 1, Harrison 2, Abed 2, Douglas 3, DaCosta 4, Douglass 4, Team 3); MAINE 28 (Wadling 8, Brosseau 4, Saar 5, Millan 2, Sutton 4, Team 5). Assists: HARTFORD 13 (Lee 1, Young 1, Abed 8, DaCosta 2, Douglass 1); Maine 20 (Wadling 6, Brosseau 3, Saar 3, Millan 2, Sutton 4, Rossignol 2). Att.: 3,373

### 2019 AMERICA EAST CHAMPIONSHIP

#### #1 Maine 68, #2 Hartford 48 - March 15

**HARTFORD (48):** DaCosta 6-12, 2-4, 18; Abed 2-10, 0-0, 5; Douglass 1-1, 0-0, 3; Young 1-7, 0-0, 2; Douglas 0-2, 0-0, 0; Awobajo 7-16, 4-5, 18; Smith 1-1, 0-0, 2; McLemore 0-0, 0-0, 0. Totals 18-49, 6-9, 48.

**MAINE (68):** Millan 6-18, 4-4, 19; Rossignol 5-11, 0-0, 15; Sutton 5-10, 2-2, 12; Wadling 5-9, 0-0, 10; Saar 3-8, 0-0, 9; McVicar 1-3, 0-0, 3; Carroll 0-0, 0-0, 0; Fogarty 0-0, 0-0, 0; Barra 0-0, 0-0, 0; Tapley 0-0, 0-0, 0. Totals 25-59, 6-6, 68.

**Halftime:** Maine 32-26. Three-Point FGs: Hartford 6-15 (DaCosta 4-6; Abed 1-2; Douglass 1-1; Young 0-1; Awobajo 0-5). Maine 12-33 (Millan 3-10; Rossignol 5-9; Sutton 0-2; Wadling 0-1; Saar 3-8; McVicar 1-3). Rebounds: Hartford 27 (DaCosta 4; Abed 4; Douglass 2; Young 2; Douglas 1; Awobajo 7; Smith 2; Team 5.); Maine 41 (Millan 8; Rossignol 3; Sutton 9; Wadling 11; Saar 4; Barra 1; Team 5.). Assists: Hartford 11 (DaCosta 1; Abed 3; Douglass 2; Young 4; Awobajo 1); Maine 19 (Millan 3; Rossignol 1; Sutton 1; Wadling 6; Saar 7; Carroll 1). Att.: 3,234

### 2021 AMERICA EAST CHAMPIONSHIP

#### #2 Stony Brook 64, #1 Maine 60 - March 12

**STONY BROOK (64):** Warren 11-18, 5-5, 31; Dingle 10-16, 0-0, 20; Pagan 2-7, 0-0, 4; Zeise 1-1, 1-2, 3; Scott 0-3, 0-0, 0; Wool 1-7, 0-0, 2; Gonzalez 1-2, 0-0, 2; Bushee 1-1, 0-0, 2; Vargas-Reyes 0-1, 0-0, 0; Cox 0-0, 0-0, 0. Totals 27-56, 6-7, 64.

**MAINE (60):** Millan 8-15, 2-4, 20; Carroll 4-8, 5-5, 13; Simon 3-11, 0-0, 7; Saar 2-11, 1-1, 5; Fogarty 1-2, 0-0, 3; Orois 3-5, 2-4, 8; Wadling 2-2, 0-0, 4; Kahelin 0-0, 0-0, 0; Totals 23-54, 10-14, 60.

**Halftime:** Maine 36-33. Three-Point FGs: Stony Brook 4-11 (Warren 4-9, Scott 0-1, Wool 0-1). Maine 4-20 (Millan 2-5, Simon 1-5, Saar 0-7, Fogarty 1-2, Orois 0-1). Rebounds: Stony Brook 42 (Warren 9; Dingle 4; Pagan 7; Zeise 3; Scott 7; Wool 2; Bushee 1; Vargas-Reyes 5; Cox 2; Team 2); Maine 22 (Millan 7; Carroll 4; Simon 2; Saar 3; Orois 2; Wadling 4); Assists: Stony Brook 13 (Warren 2; Dingle 2; Pagan 2; Zeise 1; Scott 5; Gonzalez 1); Maine 17 (Millan 3; Carroll 3; Simon 3; Saar 3; Orois 1; Wadling 4). Att.: 0



## CONFERENCE TOURNAMENT CHAMPIONSHIP BOXSCORES

### 2022 NORTH ATLANTIC CONFERENCE CHAMPIONSHIP #2 UAlbany 56, #1 Maine 47 - March 11

**UAlbany (56):** Hahne 4-7, 3-6, 13; Haegerstrand 1-6, 5-6, 8; Cooper 3-8, 2-2, 8; Heeps 2-3, 0-0, 4; Phillips 0-2, 0-0, 0; Haney 6-14, 4-6, 20; Werth 1-1, 0-0, 3; Hanner 0-0, 0-0, 0; . Totals 17-41, 14-20, 56

**MAINE (47):** Simon 6-14, 1-2, 15; Bornemann 5-11, 3-4, 13; Carroll 3-14, 3-4, 9; Orois 3-9, 1-3, 7; Gallego 0-1, 0-0, 0; Rockwood 1-3, 0-0, 3; Smith 0-1, 0-0, 0; Totals 18-53, 8-13, 47

**Halftime:** UAlbany, 34-24. Three-Point FGs: UAlbany 8-14 (Hahne 2-3, Haegerstrand 1-3, Heeps 0-1, Phillips 0-1, Haney 4-5, Werth 1-1); Maine 3-13 (Simon 2-7, Bornemann 0-2, Orois 0-1, Rockwood 1-3). Rebounds: UAlbany 34 (Hahne 9, Haegerstrand 4, Cooper 12, Heeps 2, Haney 3, Werth 3, Team 1); Maine 27 (Simon 6, Bornemann 6, Carroll 9, Orois 1, Rockwood 3, Smith 1, Team 1). Assists: UAlbany 12 (Hahne 1, Haegerstrand 1, Cooper 5, Heeps 1, Phillips, 2, Haney 1, Hanner 1); Maine 10 (Simon 1, Carroll 2, Orois 4, Gallego 2, Rockwood 1). Att.: 1,329





# Women's Basketball All-Time Results

Opponent	First Game	Last Game	Tot. Gm.	UM-Opp.
Acadia *	1976	1976	1	1-0
Akron	2002	2002	1	1-0
Alabama	1994	1995	2	1-1
Alabama-Birmingham	1991	1991	1	1-0
Albany	2001	2022	50	30-20
Arizona State	2019	2019	1	0-1
Arkansas State	1991	1991	1	1-0
Army	1983	2021	3	0-3
Auburn	2012	2012	1	0-1
Bates	1975	1981	3	3-0
Binghamton	2001	2022	43	27-16
Boise State	1993	1993	1	0-1
Boston College	1992	2022	11	3-8
Boston University	1977	2021	74	41-33
Bowdoin	1978	1983	9	9-0
Bradley	2001	2002	2	1-1
Brooklyn	1977	1989	11	10-1
Brown	1983	2019	14	8-6
Bryant	2010	2018	9	6-3
Bucknell	2014	2014	1	1-0
Buffalo	1993	2009	5	4-1
Canisius	1992	1992	1	1-0
Carleton	1982	1982	1	1-0
Castine Normal	1923	1925	4	4-0
Central Arkansas	2007	2007	0	0-0
Central Conn. State	1977	2015	19	14-5
Central Michigan	1990	2000	3	2-1
Cheyney	1986	1987	2	2-0
Charleston Southern	2011	2011	1	0-1
Chicago State	1993	1993	1	1-0
Clemson	2006	2016	4	2-2
Cleveland State	1992	1992	1	1-0
Colby	1978	2015	11	10-1
Colgate	1987	1992	7	7-0
Columbia	1994	2003	3	3-0
Concordia *	1980	1980	1	1-0
Connecticut	1924	1998	13	5-8
Cornell	1991	1991	1	1-0
Creighton	2003	2003	1	0-1
Dartmouth	1984	2021	19	14-5
Dayton	2015	2019	2	0-2
Delaware	1992	2021	25	18-7
Delaware State	1989	1989	1	1-0
Drake	1991	2019	3	2-1
Drexel	1985	2021	29	23-6
Duke	2008	2018	4	0-4
Duquesne	2011	2011	1	0-1
East Carolina	1997	1997	1	1-0
Eastern Conn. State	1981	1982	2	1-1
East Tennessee State	2016	2016	1	1-0
Eastern Washington	1989	1989	1	1-0
Fairfield	1984	2014	6	0-6
Florida	1990	2000	2	0-2
Florida Gulf Coast	2012	2012	1	0-1
Florida International	1992	1992	1	0-1
Fordham	2000	2018	3	2-1
George Washington	1996	2011	5	0-5
Georgia	1999	2001	2	0-2
Georgia Southern	2001	2001	1	1-0
Georgia State	1994	1994	1	1-0
Georgia Tech	1989	1989	1	0-1
Gorham Normal	1923	1927	7	3-4
Hampton	2016	2016	1	0-1
Hartford	1986	2022	85	56-29
Harvard	1984	2019	17	10-7
Hawai'i	2003	2003	1	1-0
Hofstra	1985	2008	18	17-1
Holy Cross	1984	2010	13	3-10
Husson	1975	2019	20	19-1
Illinois	1994	1994	1	0-1
Illinois State	1990	1990	1	0-1
Indiana	2003	2004	2	0-2
Jackson College	1925	1927	2	2-0
James Madison	1992	2012	5	2-3
Kansas	2010	2010	1	0-1

Opponent	First Game	Last Game	Tot. Gm.	UM-Opp.
Kennesaw State	2005	2017	2	2-0
Kent State	1994	2002	3	1-2
Kentucky	1990	1990	1	0-1
La Redoute	1982	1982	1	0-1
Lamar	1991	1991	1	0-1
Laval *	1979	1981	3	3-0
Lehigh	1986	1986	1	1-0
Long Island	1993	2014	3	3-0
Louisiana State	1997	2015	3	1-2
Louisville	1989	2004	2	1-1
Loyola (Chicago)	1994	2004	2	2-0
Loyola College (Md.)	1984	1984	1	1-0
UM-Farmington	1975	1985	21	18-3
UM-Fort Kent	2017	2017	1	1-0
Maine Maritime Acad.	2011	2017	2	2-0
UM-Machias	1925	1982	6	6-0
UM-Presque Isle	1975	1987	15	15-0
Manhattan	1984	1994	2	1-1
Marquette	2003	2003	1	0-1
Marshall	2000	2000	1	1-0
Maryland-Eastern Shore	1993	1993	1	1-0
Massachusetts	1976	2014	23	14-9
Mass-Lowell	2014	2022	19	17-2
Mercer	1994	1994	1	1-0
Miami (Fla.)	1987	2017	5	2-3
Michigan	2004	2005	2	1-1
Michigan State	1989	1989	1	0-1
Middle Tennessee State	1986	2006	3	2-1
Minnesota	2012	2015	2	0-2
Mississippi	1992	2005	3	0-3
Mississippi State	2005	2017	3	0-3
Missouri St.	2015	2015	1	1-0
Moncton*	1979	1979	1	1-0
Moncton-Little*	1979	1979	1	0-1
Montana	2002	2004	2	0-2
Mount Allison *	1979	1983	2	2-0
Nassau	1927	1927	1	0-0-1
Navy	1987	2019	4	2-2
Nebraska	1987	2021	2	1-1
New Brunswick *	1979	2013	12	7-5
New Hampshire	1920	2022	100	64-36
New Jersey Inst. Tech. (NJIT)	2008	2022	7	4-3
New Orleans	1990	1990	1	0-1
North Carolina	1996	2018	5	1-4
North Carolina A&T	2005	2008	2	2-0
UNC Charlotte	1991	1995	2	1-1
UNC Greensboro	2001	2001	1	1-0
North Carolina State	1989	2019	6	0-6
North Dakota State	2013	2015	2	2-0
Northeastern	1983	2020	60	36-24
Northern Illinois	1994	1994	1	0-1
Northwestern	1999	1999	1	1-0
Northwestern (La.) State	1993	2006	3	1-2
Ohio State	1995	2017	2	0-2
Ohio University	1999	1999	1	1-0
Oklahoma State	1996	1996	1	0-1
Old Dominion	1999	1999	1	0-1
Ottawa*	1982	1982	1	1-0
Pennsylvania	2010	2018	2	1-1
Penn State	2010	2010	1	0-1
Plymouth State	1922	1982	5	5-0
Posse-Nissen	1924	1931	8	0-8
Prince Edward Island*	1982	1983	2	2-0
Princeton	2006	2021	2	1-1
Providence	1978	2021	8	1-7
Purdue	2015	2016	2	1-1
Quebec-Trois Rivieres *	1979	1979	1	1-0
Queen's *	1984	1984	2	2-0
Quinnipiac	2007	2015	3	0-3
Rhode Island	1975	2021	26	13-13
Rice	2000	2000	1	1-0
Richmond	1991	1991	1	0-1
Rider	2003	2005	2	2-0
Robert Morris	2002	2008	2	2-0
Rutgers	1990	1992	2	1-1

Opponent	First Game	Last Game	Tot. Gm.	UM-Opp.
Sacramento State	1992	1992	1	1-0
Sacred Heart	2013	2014	2	0-2
Saint Joseph's (Pa.)	2004	2008	3	1-2
San Diego State	1987	1989	2	1-1
San Francisco	1994	1994	1	1-0
Santa Clara	1995	1995	1	1-0
Siena	1984	2012	7	4-3
South Alabama	2010	2010	1	0-1
South Carolina	1992	2016	2	0-2
Southeastern Louisiana	1990	1990	1	0-1
Southern California	1987	1995	2	0-2
Southern Conn. State	1980	1983	2	0-2
Southern Maine	1976	2013	19	18-1
Southern Methodist	2003	2004	2	0-2
Southwest Missouri St.	1999	1999	1	0-1
Springfield	1976	1986	2	1-1
St. Bonaventure	1993	1998	3	3-0
St. Francis (N.Y.)	2007	2007	1	1-0
Saint Francis (Pa.)	1999	1999	1	1-0
St. John's	2007	2007	1	0-1
St. Joseph's (Maine)	1982	1984	5	5-0
St. Mary's (Calif.)	1992	1992	1	0-1
St. Peter's	1991	2016	4	3-1
Stanford	1999	1999	1	1-0
Stetson	1990	2010	3	2-1
Stephen F. Austin	2000	2009	2	1-1
Stony Brook	2001	2022	48	25-23
Syracuse	1988	2013	3	1-2
Tennessee	1990	1992	2	0-2
Tennessee Chattanooga	2016	2018	2	1-1
Texas	1992	2018	2	0-2
Texas Christian	1995	1995	1	1-0
Texas Tech	2004	2004	1	0-1
Toledo	2007	2018	3	1-2
Towson	1996	2013	15	14-1
Troy	2011	2011	1	1-0
Tufts	1926	1926	1	1-0
Tulane	1987	2017	4	1-3
UMBC	2004	2022	37	24-13
UNLV	2012	2012	1	1-0
Utica	1987	1988	2	2-0
UTSA	2009	2009	1	0-1
Valparaiso	1993	1993	1	0-1
Vanderbilt	1991	1991	1	0-1
Vermont	1975	2022	99	65-34
VCU	1989	2013	3	0-3
Villanova	1991	2015	3	1-2
Virginia	1984	2006	3	0-3
Virginia Tech	2000	2000	1	0-1
Wagner	1990	1990	1	1-0
Wake Forest	1989	1996	2	1-1
Washington	1995	2003	2	0-2
West Virginia	2005	2009	2	0-2
Western Kentucky	1996	1999	4	1-3
Wichita State	2004	2004	2	1-1
William & Mary	1987	2014	4	3-1
Winthrop	2010	2010	1	0-1
Wisconsin	1997	1997	1	0-1
Wisconsin-Green Bay	1992	2019	6	2-4
Wofford	2012	2012	1	0-1
Wyoming	1990	1990	1	1-0
Xavier	2001	2001	1	1-0
Yale	2003	2021	4	2-2

\* - Denotes Canadian colleges or universities

### ► VERSUS NON-COLLEGIATE OPPONENTS

Opponent	First Game	Last Game	Tot. Gm.	UM-Opp.
Lee Academy	1922	1923	2	*2-0
Alumni	1929	1930	2	*2-0

\*Games do not count in Maine's all-time record due to opponents not being collegiate team



# Women's Basketball Year-By-Year Results

## 1920-21 (0-1)

COACH: James A. Baldwin

L 13-15 New Hampshire

## 1921-22 (0-1)

COACH: James A. Baldwin

L 34-40 New Hampshire

## 1922-23 (2-2)

COACH: Theresa Huesman

\*W 25-2 Lee Academy

W 27-15 New Hampshire

W 23-22 Plymouth State

L 11-14 Gorham Normal

L 17-21 New Hampshire

\*Game does not count in season record

## 1923-24 (1-0)

COACH: Theresa Huesman

\*W 37-22 Lee Academy

W 19-18 Castine Normal

\*Game does not count in season record

## 1924-25 (6-1)

COACH: Helen A. Lengyel

W 32-6 Castine Normal

L 18-30 Posse-Nissen

W 31-30 Castine Normal

W N/A Connecticut

W 50-31 Castine Normal

W 25-7 Gorham Normal

W N/A Gorham Normal

## 1925-26 (3-4)

COACH: Helen A. Lengyel

W 58-16 Machias Normal

L 17-23 Gorham Normal

W 28-8 Jackson College

L 21-43 Posse-Nissen

L 24-32 Gorham Normal

W 32-11 Connecticut

L 11-38 Posse-Nissen

## 1926-27 (4-1-1)

COACH: Helen A. Lengyel

W 23-16 Connecticut

W 14-10 Machias Normal

W 19-16 Tufts

W 25-19 Gorham Normal

T 31-31 Nasson

L 11-38 Posse-Nissen

## 1927-28 (2-2)

COACH: Helen A. Lengyel

W 19-16 Jackson College

L 24-32 Gorham Normal

L 20-34 Posse-Nissen

W 40-18 Machias Normal

## 1928-29 (3-1)

COACH: Helen A. Lengyel

W 34-13 Machias Normal

W 41-24 Connecticut

W 43-27 Machias Normal

L 17-51 Posse-Nissen

## 1929-30 (0-2)

COACH: Helen A. Lengyel

\*W 34-23 Alumni

L 26-28 Connecticut

L 19-37 Posse-Nissen

\*Game does not count in season record

## 1930-31 (0-1)

COACH: Helen A. Lengyel

L 27-38 Posse-Nissen

\*W 57-28 Alumni

\*Game does not count in season record

## 1975-76 (12-5)

MAIAW CHAMPIONS & EIAIW TOURNAMENT

COACH: Eilene Fox

L 71-91 Rhode Island

W 68-58 New Hampshire

W 95-36 UM-Farmington

W 79-42 Bates

W 90-55 UM-Presque Isle

W 70-43 Husson

W 74-57 Southern Maine

L 71-75 Vermont

W 92-58 UM-Presque Isle

W 82-57 Southern Maine

W 63-26 UM-Farmington

L 49-51 Husson

L 65-103 Rhode Island

W 69-63 Massachusetts

L 54-69 Springfield College

W 93-57 Southern Maine

W 63-53 Husson

## 1976-77 (13-3)

MAIAW CHAMPIONS & EIAIW TOURNAMENT

COACH: Eilene Fox

W 64-54 Acadia

W 58-56 Massachusetts

W 61-58 New Hampshire

W 82-40 UM-Farmington

W 104-46 UM-Presque Isle

W 86-76 Rhode Island

W 58-48 Husson

W 93-42 Southern Maine

L 61-75 Vermont

W 76-46 UM-Presque Isle

W 72-56 UM-Farmington

W 83-45 Husson

L 51-64 Vermont

W 91-78 Central Connecticut

L 58-70 Brooklyn

W 57-28 Southern Maine

## 1977-78 (12-7)

COACH: Eilene Fox

L 68-77 Massachusetts

L 54-66 Boston University

W 70-44 Southern Maine

W 72-69 New Hampshire

W 70-52 UM-Farmington

W 79-45 Southern Maine

W 74-72 Rhode Island

W 76-65 Husson

W 70-51 Vermont

W 97-47 UM-Presque Isle

L 53-72 Providence College

W 82-48 Colby

W 77-60 UM-Presque Isle

W 83-58 Husson

L 66-72 UM-Farmington

L 44-58 Providence

L 40-57 Northeastern

W 65-51 Bowdoin

L 58-67 UM-Farmington

## 1978-79 (14-6)

MAIAW CHAMPIONS

COACH: Eilene Fox

L 58-87 Massachusetts

L 67-78 Boston University

W 77-54 Plymouth State

L 87-92 New Hampshire

W 68-49 UM-Farmington

L 69-80 Rhode Island

W 62-42 Husson

W 100-82 Vermont

W 64-48 Southern Maine

W 88-75 Connecticut

W 75-61 Bowdoin

L 65-98 New Brunswick

W 88-51 UM-Presque Isle

W 71-48 Husson

W 77-40 UM-Farmington

W 81-68 Colby

L 50-62 Providence College

W 94-49 UM-Presque Isle

W 76-55 Bowdoin

W 82-56 UM-Farmington

## 1979-80 (16-4)

MAIAW CHAMPIONS

COACH: Eilene Fox

W 100-42 Quebec

W 69-62 Laval

W 113-60 Moncton

L 76-90 Moncton Little

W 70-48 Plymouth State

L 81-95 New Hampshire

W 76-69 Southern Maine

L 62-78 Rhode Island

W 86-56 UM-Farmington

W 88-54 Bowdoin

W 74-49 Vermont

L 58-83 Boston University

W 70-59 Massachusetts

W 69-54 UM-Farmington

W 95-58 Colby

W 82-29 UM-Presque Isle

W 79-57 Husson

W 91-41 Bates

W 69-50 Husson

W 76-58 Bowdoin

## 1980-81 (16-7)

MAIAW CHAMPIONS

COACH: Eilene Fox

W 71-70 vs. Concordia<sup>1</sup>

L 66-73 at Southern Conn.<sup>1</sup>

L 61-83 at New Hampshire

L 62-97 at Massachusetts

L 42-88 at Boston University

W 75-44 UM-FARMINGTON

W 67-35 SOUTHERN MAINE

L 63-80 RHODE ISLAND

W 73-58 BOWDOIN

W 52-36 at UM-Farmington

L 60-67 NEW BRUNSWICK

W 66-41 at Bowdoin

W 83-62 at Vermont

W 83-80 at Vermont

W 113-44 UM-PRESQUE ISLE

W 106-68 PLYMOUTH STATE

W 86-61 HUSSON

W 65-60 at Eastern Connecticut

L 55-72 at Connecticut

W 80-52 at Colby

W 106-37 vs. Bates<sup>#</sup>

W 58-43 vs. St. Joseph's<sup>#</sup>

W 58-43 vs. Southern Maine<sup>#</sup>

! - Southern Conn. Tournament (New Haven, Conn.)

# - State Tournament (Portland, Maine)

## 1981-82 (16-6)

COACH: Eilene Fox

W 75-39 MOUNT ALLISON

L 65-75 at New Brunswick

W 67-62 at New Brunswick

W 88-54 BOWDOIN

L 51-83 NEW HAMPSHIRE

W 73-48 LAVAL

W 53-40 at Southern Maine

L 68-78 at Rhode Island

W 66-40 at UM-Farmington

W 91-55 at Plymouth State

W 65-53 NEW BRUNSWICK

W 84-81 VERMONT

W 87-70 VERMONT

W 93-30 UM-FARMINGTON

W 84-45 ST. JOSEPH'S

L 57-73 at Massachusetts

L 45-82 at Connecticut

W 98-48 at UM-Presque Isle

W 65-64 COLBY

W 85-45 HUSSON

W 71-47 vs. St. Joseph's<sup>#</sup>

L 47-58 vs. Colby<sup>#</sup>

# - State Tournament (Portland, Maine)

## 1982-83 (16-12)

MAIAW CHAMPIONS

COACH: Eilene Fox

W 53-45 Ottawa<sup>@</sup>

L 76-79 La Redoute<sup>@</sup>

L 48-49 Eastern Connecticut

L 79-89 Central Connecticut

W 60-56 New Brunswick

L 49-81 Connecticut

L 69-91 New Hampshire

W 71-51 Prince Edward Island<sup>5</sup>

W 75-53 Carleton<sup>5</sup>

L 49-76 Providence College<sup>6</sup>

L 54-83 Army<sup>6</sup>

L 74-75 Southern Maine

L 44-76 Rhode Island

W 64-40 UM-Farmington

L 56-73 Northeastern

L 72-75 New Brunswick

W 76-66 Vermont

W 72-63 Vermont

L 61-65 UM-Farmington

W 85-45 Bowdoin

W 73-71 Massachusetts

W 84-43 St. Joseph's

W 78-65 Colby

W 77-49 Prince Edward Island

W 81-69 UM-Presque Isle

W 100-52 UM-Machias<sup>#</sup>

W 80-58 Husson<sup>#</sup>

W 74-59 Southern Maine<sup>#</sup>

@ - Laval Tournament

\$ - PEI Tournament (Prince Edward Island)





# Women's Basketball Year-By-Year Results

% - Lady Friar Classic (Providence, R.I.)  
# - State Tournament

## 1983-84 (16-11)

### MAIAW CHAMPIONS

COACH: Peter Gavett

L	64-80	Southern Conn.
L	41-47	Boston University
L	63-77	Army
W	84-50	Harvard
W	93-40	Mount Allison
W	95-84	New Brunswick
W	134-38	St. Joseph's (Maine)
L	61-78	Connecticut
W	86-58	Queens College
L	59-75	Holy Cross
L	64-87	Northeastern
L	58-60	Brown
W	90-62	Husson
W	85-71	Southern Maine
L	70-76	Northeastern
W	89-59	UM-Farmington
W	111-63	UM-Presque Isle
L	59-83	New Brunswick
W	87-37	UM-Farmington
W	72-71	Massachusetts
L	65-83	New Hampshire
W	99-72	Vermont
W	64-47	Vermont
W	73-63	Colby
L	67-109	Rhode Island
W	104-44	UM-Presque Isle #
W	111-75	Husson #

# - State Tournament

## 1984-85 (21-9, 3-2)

### SEABOARD TOURN. CHAMPIONSHIP GAME

COACH: Peter Gavett

N 24	L	57-115	Virginia
N 30	W	69-57	Manhattan
D 1	L	52-55	Siena
D 8	W	86-56	Harvard
D 12	L	66-75	Fairfield
D 15	W	83-61	Brooklyn
D 16	W	83-39	Brooklyn
	W	81-48	Loyola
	W	69-66	Queens College
D 29	W	55-39	Boston University
J 3	W	67-47	Dartmouth
J 5	W	65-52	Boston University
J 9	W	83-63	Central Conn. State
J 12	W	67-55	Brown
J 18	W	74-55	Vermont
J 19	L	64-67	Vermont
J 23	L	46-55	Northeastern
J 26	L	61-68	Holy Cross
J 28	W	79-46	Husson
J 30	W	102-54	Southern Maine
F 2	W	89-51	New Brunswick
F 3	L	42-45	Northeastern
F 5	W	83-43	UM-Farmington
F 8	W	63-32	Laval
F 10	W	66-65	Massachusetts
F 13	W	84-67	Colby
F 17	W	65-57	Rhode Island
F 20	L	55-65	New Hampshire
M 1	W	62-59	New Hampshire
M 2	L	59-73	Northeastern

## 1985-86 (22-7, 9-3)

### SEABOARD EAST CHAMPIONS

COACH: Peter Gavett

N 23	W	76-66	MASSACHUSETTS
D 7	W	87-54	SIENA
D 12	W	79-26	HUSSON
D 14	W	86-72	at Brooklyn
D 15	W	80-62	at Brooklyn
D 21	W	58-56	at Harvard
D 27	W	84-57	vs. Hofstra
D 28	W	56-48	vs. Drexel
D 29	W	70-51	vs. Dartmouth
J 4	W	61-57	BOSTON UNIVERSITY
J 11	W	57-53	NORTHEASTERN
J 13	W	71-53	HARTFORD
J 17	W	56-54	VERMONT
J 18	W	80-69	VERMONT
J 21	W	67-58	DARTMOUTH
J 26	W	76-49	CHEYNEY STATE
J 29	W	56-51	at Southern Maine
J 31	W	57-47	at Hartford
F 1	L	55-71	at Northeastern
F 8	L	68-81	at Holy Cross
F 9	L	62-63	at Cent. Conn. State
	L	50-56	at New Hampshire
	L	69-66	CENT. CONN. STATE
F 16	L	62-73	at Brown
F 19	W	83-45	COLBY
F 22	W	71-68	at Boston University
	L	55-64	NEW HAMPSHIRE
	L	51-52	vs. Boston University #
	W	53-50	vs. New Hampshire #

# - Seaboard Conf. Tourn. (Boston, Mass.)

## 1986-87 (24-4, 11-3)

### SEABOARD CHAMPIONSHIP GAME

COACH: Peter Gavett

N 29	W	77-50	RHODE ISLAND
D 2	W	82-61	SOUTHERN MAINE
D 5	W	80-53	vs. Lehigh #
D 6	W	76-50	vs. Siena #
D 11	W	77-42	at Husson
D 20	W	81-56	HARVARD
D 27	W	98-51	SPRINGFIELD COLL. #
D 28	W	75-67	MIDDLE TENN. STATE #
J 3	W	69-55	at Cent. Conn. State
J 5	W	91-57	at Utica
J 7	W	91-65	at Colgate
J 9	W	82-65	CENT. CONN. STATE
J 10	L	62-66	NORTHEASTERN
J 14	W	108-29	UM-PRESQUE ISLE
J 16	W	72-58	at Vermont
J 17	W	56-55	at Vermont
J 24	W	72-70	BOSTON UNIVERSITY
J 25	W	71-44	at Cheyney State
J 28	L	52-61	at New Hampshire
J 31	W	86-66	HARTFORD
F 1	W	78-69	HARTFORD
F 7	W	72-67	at Northeastern
F 8	L	73-89	at Boston University
F 11	W	82-67	NEW HAMPSHIRE
F 21	W	89-36	BROOKLYN
F 22	W	79-42	BROOKLYN
M 4	W	76-54	at Boston University #
	L	48-55	vs. Northeastern #

! - Siena Tournament (Loudonville, N.Y.)

@ - Maine Holiday Classic

# - Seaboard Conf. Tourn. (Boston, Mass.)

## 1987-88 (23-6, 12-2)

### SEABOARD REGULAR SEASON & TOURN. CHAMPIONSHIP GAME

COACH: Peter Gavett

N 27	W	79-65	DREXEL (BA) #
N 28	W	66-65	SAN DIEGO STATE (BA) #
D 5	L	78-83	at Providence #
D 6	L	63-83	vs. USC #
D 13	W	97-56	UTICA
D 19	L	75-80	at Harvard
D 29	W	71-69	WILLIAM & MARY (P)
D 30	W	65-57	TULANE (P)
J 2	W	92-55	NAVY (BA)
J 6	W	89-82	NEBRASKA (BA)
J 9	W	92-57	COLGATE
J 10	W	84-58	COLGATE
J 13	W	76-56	MIAMI (BA)
J 15	W	75-32	at Brooklyn
J 16	W	88-50	at Brooklyn
J 21	W	52-42	at Northeastern
J 23	L	75-78	at Boston University
J 27	W	99-68	CENT. CONN. STATE
J 29	W	86-50	VERMONT
J 30	W	84-73	VERMONT
F 3	W	64-63	NEW HAMPSHIRE
F 5	W	73-69	at Hartford
F 6	W	80-67	at Hartford
F 13	W	52-42	NORTHEASTERN
F 17	W	64-63	BOSTON UNIVERSITY
F 20	W	64-45	at Cent. Conn. State
F 27	L	56-60	at New Hampshire
M 2	W	82-76	NEW HAMPSHIRE #
M 3	L	62-66	at Boston University #

! - Downeast Classic

@ - Lady Friar Classic (Providence, R.I.)

# - Seaboard Conf. Tourn. (Higher seed)

### \*MAINE MOVES TO BANGOR AUDITORIUM\*

## 1988-89 (19-8, 13-1)

### SEABOARD REGULAR SEASON CHAMPIONS

COACH: Trish Roberts

N 25	L	49-52	SAN DIEGO STATE #
N 26	W	63-56	EAST. WASHINGTON #
D 2	W	59-45	vs. Syracuse #
D 3	L	53-60	vs. Michigan State #
D 9	L	64-70	vs. VCU #
D 10	L	56-80	vs. Connecticut #
D 17	W	89-77	HARVARD (A) %
D 18	L	62-82	GEORGIA TECH (A) %
D 28	W	76-62	MASSACHUSETTS (P) ^
D 29	L	69-85	PROVIDENCE (P) ^
J 7	W	56-55	LOUISVILLE
J 11	W	64-51	BROWN
J 13	W	75-38	BROOKLYN
J 15	W	75-47	BROOKLYN
J 18	L	56-60	ot NORTHEASTERN
J 21	W	56-43	BOSTON UNIVERSITY
J 25	W	71-69	at Cent. Conn. State
J 27	W	66-58	at Vermont
J 28	W	65-48	at Vermont
F 1	W	65-61	at New Hampshire
F 3	W	85-80	HARTFORD
F 4	W	84-64	HARTFORD
F 11	W	67-60	at Northeastern
F 15	W	75-55	at Boston University
F 18	W	77-54	CENT. CONN. STATE
F 26	W	69-60	NEW HAMPSHIRE
	L	47-60	NORTHEASTERN #

! - Downeast Classic

@ - Michigan State Tournament

\$ - VCU Tournament

% - Augusta Tournament

^ - Bath Iron Works Classic

# - Seaboard Conf. Tourn. (Higher seed)

## 1989-90 (23-7, 11-1)

### NAC REGULAR SEASON CHAMPIONS & NAC TOURN. CHAMPIONS

COACH: Trish Roberts

N 24	W	68-52	SIENA #
N 25	W	74-56	WAKE FOREST #
N 29	W	75-67	RUTGERS
D 2	L	66-77	vs. N.C. State #
D 3	W	84-37	vs. Wagner #
D 7	L	68-71	at SE Louisiana
D 9	L	70-55	at New Orleans
D 14	W	86-33	DELAWARE STATE
D 16	W	59-55	at Harvard
D 29	W	83-81	ot vs. Holy Cross \$
D 30	W	86-78	ot vs. Stetson \$
J 1	L	73-78	at Florida
J 4	W	77-54	COLGATE
J 6	W	69-37	at Northeastern
J 10	W	92-66	at Vermont
J 12	W	69-61	at Colgate
J 20	W	78-30	HARTFORD
J 24	L	51-54	BOSTON UNIVERSITY
J 27	W	57-54	CENTRAL MICHIGAN
F 3	W	60-42	NORTHEASTERN
F 7	W	70-49	at New Hampshire
F 10	W	76-66	VERMONT
F 14	W	72-54	NEW HAMPSHIRE
F 17	W	83-47	at Hartford
F 24	W	70-56	at Boston University
M 9	W	64-54	vs. Vermont #
M 11	W	64-54	vs. Boston University #
	L	66-76	vs. Kentucky \$
	L	80-85	vs. Illinois State \$
	W	68-48	vs. Wyoming \$

! - Downeast Classic

@ - Lady Friar Classic (Providence, R.I.)

\$ - Lady Hatter Classic (Deland, Fla.)

# - NAC Tournament (Boston, Mass.)

\$ - WNIT (Amarillo, Texas)

## 1990-91 (20-8, 9-1)

### NAC REGULAR SEASON CHAMPIONS & NAC TOURN. CHAMPIONS

COACH: Trish Roberts

N 23	W	83-36	CORNELL #
N 24	L	53-69	RICHMOND #
N 28	L	67-74	VANDERBILT
N 30	L	57-62	vs. UNC Charlotte #
D 1	W	70-48	vs. Rhode Island #
D 7	L	60-65	vs. Villanova \$
D 8	W	84-72	vs. Drake \$
D 13	L	64-77	TENNESSEE
D 15	W	83-45	DARTMOUTH (P) %
D 29	W	63-62	vs. UAB ^
D 30	W	60-57	vs. St. Peter's ^
J 5	W	72-55	at New Hampshire
J 9	W	77-49	BOSTON UNIVERSITY
J 12	W	62-42	at Northeastern
J 19	W	66-35	at Hartford
J 26	W	82-55	VERMONT
J 29	L	65-66	at Holy Cross
F 2	W	71-53	NEW HAMPSHIRE
F 7	L	68-69	LAMAR
F 9	W	73-52	at Boston University



# Women's Basketball Year-By-Year Results

F 13 W 103-50 NORTHEASTERN  
 F 15 W 91-56 at Colgate  
 F 18 W 81-55 at Siena  
 F 23 W 90-39 HARTFORD  
 F 27 W 107-73 ARKANSAS STATE  
 M 2 L 65-74 at Vermont  
 M 8 W 79-59 HARTFORD #  
 M 9 W 79-64 VERMONT #

! - Downeast Classic

@ - JMU Nielsen Classic

\$ - Days Inn Phoenix Classic

% - Bath Iron Works Classic

^ - Marcal Tournament

# - NAC Tournament (Orono, Maine)

## 1991-92 (20-9, 11-2)

### NAC CHAMPIONSHIP GAME

COACH: Trish Roberts

N 24 L 71-86 at Tennessee  
 N 29 L 57-58 UW-GREEN BAY<sup>1</sup>  
 N 30 L 53-56 SOUTH CAROLINA<sup>1</sup>  
 D 4 L 55-60 at Dartmouth  
 D 6 W 87-59 vs. Cleveland State<sup>@</sup>  
 D 7 L 46-50 vs. Fairfield<sup>@</sup>  
 D 11 W 83-71 HOLY CROSS  
 D 14 W 52-47 ST. PETER'S (P)<sup>5</sup>  
 D 29 W 71-54 JAMES MADISON  
 J 2 L 56-69 vs. St. Mary's (Calif.)<sup>%</sup>  
 J 3 W 75-72 vs. Canisius<sup>%</sup>  
 J 4 W 90-83 vs. Sacramento State<sup>%</sup>  
 J 9 W 59-54 HARTFORD  
 J 11 L 62-69 at Vermont  
 J 13 W 71-42 COLGATE  
 J 17 W 61-45 at Drexel  
 J 18 W 75-59 at Delaware  
 J 23 L 55-73 VERMONT  
 J 25 W 56-53 at Hartford

### \* MAINE MOVES TO ALFOND ARENA \*

J 30 W 74-57 BOSTON UNIVERSITY  
 F 1 W 54-53 NORTHEASTERN  
 F 8 W 65-55 at New Hampshire  
 F 13 W 57-53 at Northeastern  
 F 15 W 83-52 at Boston University  
 F 28 W 73-54 DELAWARE  
 M 1 W 71-54 DREXEL  
 M 10 W 68-57 DREXEL #  
 M 13 W 74-65 vs. New Hampshire #  
 M 14 L 50-70 vs. Vermont #

! - Downeast Classic

@ - Warner's Classic

\$ - Bath Iron Works Classic

% - Sun & Fun Classic

# - NAC Tournament (Burlington, Vt.)

## 1992-93 (9-20, 4-10)

### NAC CHAMPIONSHIP GAME

COACH: Joanne Palombo-McCallie

D 1 L 65-80 at Boston College  
 D 4 L 61-75 FLORIDA INT'L<sup>1</sup>  
 D 6 L 50-64 MISSISSIPPI<sup>1</sup>  
 D 9 L 55-65 at St. Peter's  
 D 12 L 51-62 RHODE ISLAND  
 D 27 L 43-71 at Rutgers<sup>@</sup>  
 D 29 L 34-72 vs. Texas<sup>@</sup>  
 J 2 L 56-81 at Central Michigan<sup>5</sup>  
 J 3 L 72-73 vs. Valparaiso<sup>5</sup>  
 J 15 W 56-50 DREXEL  
 J 17 L 53-56 DELAWARE

J 21 L 63-94 at Vermont  
 J 23 W 51-50 HARTFORD  
 J 26 W 60-59 ot DARTMOUTH (MG)  
 J 28 L 52-61 at Boston University  
 J 30 L 43-45 at Northeastern  
 F 4 W 79-52 at Cent. Conn. State  
 F 7 L 63-68 NEW HAMPSHIRE  
 F 11 L 51-57 NORTHEASTERN  
 F 13 L 57-64 BOSTON UNIVERSITY  
 F 18 L 63-66 at Hartford  
 F 20 L 67-68 VERMONT  
 F 24 W 79-44 MD.-EASTERN SHORE  
 F 26 W 58-53 at Delaware  
 F 28 W 66-53 at Drexel  
 M 1 L 38-58 at New Hampshire  
 M 6 W 59-55 at New Hampshire #  
 M 12 W 44-43 vs. Northeastern #  
 M 13 L 45-62 at Vermont #

! - Downeast Classic

@ - Bell Atlantic Classic

\$ - Comfort Inn Chippewa Classic

# - NAC Tournament (Burlington, Vt.)

## 1993-94 (20-7, 12-2)

### NAC REGULAR SEASON CHAMPIONS

COACH: Joanne Palombo-McCallie

N 28 W 55-49 BOSTON COLLEGE  
 D 3 W 55-33 LONG ISLAND<sup>1</sup>  
 D 4 L 54-77 NORTHWESTERN ST.<sup>1</sup>  
 D 11 L 53-87 vs. Boise State<sup>@</sup>  
 D 12 W 90-31 vs. Chicago State<sup>@</sup>  
 D 28 L 47-50 at Buffalo  
 D 29 W 60-52 at St. Bonaventure  
 J 2 W 49-36 GEORGIA STATE (P)<sup>5</sup>  
 J 3 L 62-63 KENT STATE (P)<sup>5</sup>  
 J 7 W 60-42 at Columbia  
 J 9 L 47-52 at Manhattan  
 J 11 W 60-59 CENT. CONN. STATE  
 J 14 W 79-52 at Drexel  
 J 16 W 53-51 at Delaware  
 J 20 W 52-40 VERMONT  
 J 22 W 70-66 at Hartford  
 J 27 W 66-43 BOSTON UNIVERSITY  
 J 29 L 57-63 ot NORTHEASTERN  
 J 31 W 60-56 at Dartmouth  
 F 5 W 64-60 at New Hampshire  
 F 10 W 58-56 at Northeastern  
 F 12 W 70-62 at Boston University  
 F 17 W 67-50 HARTFORD  
 F 19 W 69-57 at Vermont  
 F 25 W 82-53 DELAWARE  
 F 27 L 71-72 DREXEL  
 M 2 W 72-64 NEW HAMPSHIRE

! - Dead River Company Classic

@ - Minnesota Dial Classic

\$ - Florida Classic

## 1994-95 (24-6, 14-2)

### NAC REGULAR SEASON CHAMPIONS

& NAC TOURN. CHAMPIONS

NCAA APPEARANCE

COACH: Joanne Palombo-McCallie

N 25 W 71-59 MERCER<sup>1</sup>  
 N 26 L 56-63 NORTHERN ILLINOIS<sup>1</sup>  
 D 3 L 68-72 at Illinois  
 D 12 W 71-55 DARTMOUTH  
 D 18 W 72-54 LOYOLA (Ill.)  
 D 28 L 75-80 vs. N.C. State<sup>@</sup>  
 D 29 W 66-55 vs. San Francisco<sup>@</sup>  
 J 1 W 96-47 TCU (P)<sup>5</sup>

J 2 W 73-62 ST. BONAVENTURE (P)<sup>5</sup>  
 J 5 W 75-73 ALABAMA  
 J 9 W 89-59 at Hofstra  
 J 13 W 87-63 DREXEL  
 J 15 W 95-63 DELAWARE  
 J 19 L 73-80 at Vermont  
 J 21 W 97-52 at Hartford  
 J 26 L 72-75 at Boston University  
 J 28 W 75-71 at Northeastern  
 F 2 W 82-57 HOFSTRA  
 F 4 W 78-49 NEW HAMPSHIRE  
 F 9 W 79-65 NORTHEASTERN  
 F 11 W 77-56 BOSTON UNIVERSITY  
 F 16 W 91-44 HARTFORD  
 F 18 W 69-62 VERMONT  
 F 24 W 74-67 at Delaware  
 F 26 W 83-64 at Drexel  
 M 1 W 92-77 at New Hampshire  
 M 5 W 78-67 HOFSTRA #  
 M 7 W 71-56 BOSTON UNIVERSITY #  
 M 11 W 70-59 NORTHEASTERN #  
 M 16 L 75-105 at Connecticut<sup>5</sup>

! - Dead River Company Classic

@ - Florida Classic

\$ - Portland Shoot-Out

# - NAC Tournament (Higher seed)

5 - NCAA Tournament (Storrs, Conn.)

## 1995-96 (27-5, 18-0)

### NAC REGULAR SEASON CHAMPIONS

& NAC TOURN. CHAMPIONS

NCAA APPEARANCE

COACH: Joanne Palombo-McCallie

N 15 W 70-56 MASSACHUSETTS<sup>1</sup>  
 N 17 L 64-93 at Ohio State<sup>1</sup>  
 N 24 W 72-55 vs. UNC Charlotte<sup>@</sup>  
 N 25 L 43-79 vs. Alabama<sup>@</sup>  
 D 1 W 85-52 COLUMBIA<sup>5</sup>  
 D 2 W 70-62 VILLANOVA<sup>5</sup>  
 D 4 L 60-66 USC  
 D 7 W 57-55 at Boston University  
 D 9 W 81-49 at Northeastern  
 D 14 W 77-66 BUFFALO  
 D 27 W 73-69 vs. Santa Clara<sup>%</sup>  
 D 28 L 59-73 at Washington<sup>%</sup>  
 J 2 W 78-61 at Delaware  
 J 4 W 81-67 at Towson State  
 J 12 W 89-54 HOFSTRA  
 J 14 W 107-53 DREXEL  
 J 16 W 86-67 at Vermont  
 J 20 W 80-64 NEW HAMPSHIRE  
 J 28 W 71-56 at New Hampshire  
 J 30 W 90-41 HARTFORD  
 F 2 W 87-54 at Hofstra  
 F 4 W 78-47 at Drexel  
 F 9 W 90-48 DELAWARE  
 F 11 W 80-48 TOWSON STATE  
 F 15 W 75-62 at Hartford  
 F 18 W 87-66 VERMONT  
 F 22 W 77-51 BOSTON UNIVERSITY  
 F 24 W 69-49 NORTHEASTERN  
 M 3 W 88-51 DREXEL #  
 M 5 W 80-69 HARTFORD #  
 M 9 W 88-55 VERMONT #  
 M 15 L 67-83 vs. George Washington<sup>5</sup>

! - Preseason WNIT

@ - Sheraton Capstone Classic (Tuscaloosa, Ala.)

\$ - Dead River Company Classic (Orono, Maine)

% - Seattle Times Husky Classic

# - NAC Tournament (Higher seed)

5 - NCAA Tournament (Charlottesville, Va.)

## 1996-97 (22-8, 17-1)

### AMERICA EAST REGULAR SEASON CHAMPIONS

& AMERICA EAST TOURN. CHAMPIONS

NCAA APPEARANCE

COACH: Joanne Palombo-McCallie

N 22 L 65-68 at George Washington  
 N 24 L 63-69 at James Madison  
 N 29 W 82-68 BROWN<sup>1</sup>  
 N 30 L 64-75 OKLAHOMA STATE<sup>1</sup>  
 D 5 W 65-61 at Hofstra  
 D 7 W 55-45 at Drexel  
 D 14 L 66-73 at Western Kentucky  
 D 22 W 78-56 RHODE ISLAND (P)  
 D 28 L 52-68 vs. North Carolina  
 D 29 L 62-69 vs. Wake Forest  
 J 2 W 72-48 NORTHEASTERN  
 J 4 W 89-42 BOSTON UNIVERSITY  
 J 7 W 92-57 HARTFORD  
 J 11 W 101-90 at New Hampshire  
 J 16 W 110-72 at Towson  
 J 18 W 89-47 at Delaware  
 J 21 W 77-54 VERMONT  
 J 24 W 94-56 DREXEL  
 J 26 W 84-51 HOFSTRA  
 J 30 L 58-70 at Hartford  
 F 1 W 84-70 at Vermont  
 F 9 W 81-70 NEW HAMPSHIRE  
 F 13 W 102-54 DELAWARE  
 F 15 W 86-55 TOWSON  
 F 21 W 75-49 at Boston University  
 F 23 W 88-36 at Northeastern  
 M 2 W 99-57 TOWSON #  
 M 5 W 110-68 DREXEL #  
 M 8 W 92-70 VERMONT #  
 M 15 L 79-88 at Louisiana State<sup>5</sup>

! - Dead River Company Classic (Orono, Maine)

# - America East Tournament (Higher seed)

5 - NCAA Tournament (Baton Rouge, La.)

## 1997-98 (21-9, 13-5)

### AMERICA EAST TOURN. CHAMPIONS

NCAA APPEARANCE

COACH: Joanne Palombo-McCallie

N 23 W 81-54 NORTHEASTERN (P)  
 N 28 W 85-62 JAMES MADISON<sup>1</sup>  
 N 29 L 80-97 WISCONSIN<sup>1</sup>  
 D 4 W 82-68 MASSACHUSETTS  
 D 14 W 86-78 at Vermont  
 D 21 W 91-55 at Rhode Island  
 D 27 W 92-70 vs. East Carolina<sup>@</sup>  
 D 28 L 70-92 at Miami (Fla.)<sup>@</sup>  
 J 2 W 80-58 BOSTON UNIVERSITY  
 J 8 W 72-52 at Towson  
 J 10 W 78-66 at Delaware  
 J 13 W 63-57 HARTFORD  
 J 17 W 75-61 at New Hampshire  
 J 22 L 64-69 at Drexel  
 J 24 W 72-42 at Hofstra  
 J 29 W 76-64 WESTERN KENTUCKY  
 F 1 L 65-75 NEW HAMPSHIRE  
 F 4 L 68-73 VERMONT  
 F 6 W 84-52 TOWSON  
 F 8 W 98-73 DELAWARE  
 F 12 L 77-94 at Boston University  
 F 14 W 70-56 at Northeastern  
 F 16 L 70-98 at Connecticut  
 F 19 W 86-66 DREXEL  
 F 21 W 91-83 HOFSTRA





# Women's Basketball Year-By-Year Results

F 26 L 67-74 at Hartford  
 M 5 W 84-59 DREXEL #  
 M 6 W 77-70 NORTHEASTERN #  
 M 7 W 81-80 VERMONT #  
 M 13 L 64-89 at N.C. State #  
 ! - Dead River Company Classic (Orono, Maine)  
 @ - Miami Holiday Classic (Miami, Fla.)  
 # - America East Tournament (Orono, Maine)  
 S - NCAA Tournament (Raleigh, N.C.)

## 1998-99 (24-7, 17-1)

### AMERICA EAST REGULAR SEASON CHAMPIONS

#### NCAA APPEARANCE

COACH: Joanne Palombo-McCallie

N 20 W 71-55 NORTHEASTERN (P)  
 N 27 W 94-67 ST. BONAVENTURE !  
 N 28 L 72-77 at MISSISSIPPI !  
 D 2 L 56-64 at Massachusetts  
 D 4 L 57-78 vs. Western Kentucky @  
 D 5 W 82-61 vs. Ohio University @  
 D 11 W 76-53 RHODE ISLAND  
 D 28 W 92-78 vs. Middle Tenn. St.  
 D 29 L 76-85 at Tulane  
 J 5 W 75-59 BOSTON UNIVERSITY  
 J 9 W 75-50 at Drexel  
 J 11 W 58-56 at Hofstra  
 J 16 W 71-57 at New Hampshire  
 J 19 W 66-42 at Hartford  
 J 22 W 81-51 DELAWARE  
 J 24 W 72-48 TOWSON  
 J 27 W 62-58 at Vermont  
 J 30 W 72-52 DREXEL  
 F 1 W 78-57 HOFSTRA  
 F 4 L 68-74 at Northeastern  
 F 6 W 92-61 at Boston University  
 F 10 W 80-59 VERMONT  
 F 14 W 83-58 NEW HAMPSHIRE  
 F 18 W 77-66 at Delaware  
 F 20 W 93-64 at Towson  
 F 25 W 79-56 HARTFORD  
 M 4 W 69-57 vs. Hofstra #  
 M 5 W 66-61 at Vermont #  
 M 6 L 55-57 vs. Northeastern #  
 M 12 W 60-58 vs. Stanford S  
 M 14 L 62-72 at Old Dominion S

! - Dead River Company Classic (Orono, Maine)  
 @ - Roger L. White NU Invitational  
 # - America East Tournament (Burlington, Vt.)  
 S - NCAA Tournament (Norfolk, Va.)

## 1999-2000 (20-11, 14-4)

### AMERICA EAST CHAMPIONSHIP GAME

#### NCAA APPEARANCE

COACH: Joanne Palombo-McCallie

N 15 L 56-83 BOSTON COLLEGE !  
 N 26 W 71-62 ST. FRANCIS (PA.) @  
 N 27 L 68-79 at GEORGIA @  
 D 5 L 62-64 at SW Missouri State  
 D 8 L 45-55 NORTHEASTERN  
 D 11 W 53-46 BOSTON UNIV. (A)  
 D 16 W 66-50 NORTHWESTERN  
 D 19 W 52-48 at Rhode Island  
 D 28 L 54-81 vs. Boston College S  
 D 29 L 61-68 vs. Western Kentucky S  
 J 2 W 74-62 at Towson  
 J 4 W 73-58 at Delaware  
 J 8 W 76-67 at HARTFORD  
 J 11 W 70-51 RICE  
 J 15 W 74-71 at New Hampshire  
 J 21 W 67-55 at Drexel

J 23 W 72-68 at Hofstra  
 J 27 L 79-84 at DELAWARE  
 J 29 W 51-45 TOWSON  
 F 3 W 68-51 at Hartford  
 F 5 L 55-62 at Vermont  
 F 12 W 70-60 NEW HAMPSHIRE  
 F 18 W 75-60 HOFSTRA  
 F 20 W 92-64 DREXEL  
 F 24 W 54-40 at Boston University  
 F 26 W 55-53 at Northeastern  
 M 2 L 53-63 VERMONT  
 M 9 W 73-52 vs. Boston University #  
 M 10 W 74-66 vs. Delaware #  
 M 11 L 50-77 at Vermont #  
 M 18 L 57-62 vs. North Carolina S

! - Preseason WNIT  
 @ - Dead River Company Classic (Orono, Maine)  
 S - University of Florida Classic (Gainesville, Fla.)  
 # - America East Tournament (Burlington, Vt.)  
 S - NCAA Tournament (Santa Barbara, Calif.)

## 2000-01 (12-16, 9-9)

### AMERICA EAST REGULAR SEASON CHAMPIONS

#### NCAA APPEARANCE

COACH: Sharon Versyp

N 19 W 66-51 FORDHAM  
 N 24 W 78-65 CENTRAL MICHIGAN !  
 N 25 L 41-87 FLORIDA !  
 N 30 L 62-64 at Northwestern State  
 D 2 L 71-74 at Stephen F. Austin  
 D 5 L 64-86 at Boston University  
 D 8 W 75-57 TOWSON  
 D 10 L 59-84 DELAWARE  
 D 15 L 52-69 at Rhode Island  
 D 28 W 79-58 vs. Marshall @  
 D 29 L 68-79 vs. Virginia Tech @  
 J 5 L 66-84 VERMONT  
 J 7 L 64-67 at Northeastern  
 J 11 L 57-68 at Stony Brook  
 J 14 L 72-79 at New Hampshire  
 J 18 W 75-67 DREXEL  
 J 20 W 83-64 HOFSTRA  
 J 25 L 53-73 at Delaware  
 J 27 W 53-41 at Towson  
 F 2 W 69-47 HARTFORD  
 F 4 W 73-61 at Vermont  
 F 11 W 69-42 NEW HAMPSHIRE  
 F 16 W 64-58 at Hofstra  
 F 18 L 73-87 at Drexel  
 F 22 L 54-61 BOSTON UNIVERSITY  
 F 24 W 61-51 NORTHEASTERN  
 M 1 L 51-66 at Hartford  
 M 8 L 55-70 vs. Hartford #

! - Dead River Company Classic (Orono, Maine)  
 @ - Virginia Tech Lady Luck Classic  
 # - America East Tournament (Hartford, Conn.)

## 2001-02 (16-12, 9-7)

### AMERICA EAST REGULAR SEASON CHAMPIONS

#### NCAA APPEARANCE

COACH: Sharon Versyp

N 16 W 78-53 KENT STATE  
 N 18 L 57-88 at Georgia  
 N 23 L 56-84 BRADLEY !  
 N 24 W 79-67 XAVIER !  
 N 30 L 47-59 vs. Geo. Washington @  
 D 1 W 62-59 vs. UNC Greensboro @  
 D 7 W 75-57 at Stetson S  
 D 8 W 71-54 vs. Ga. Southern S  
 D 11 L 72-81 DARTMOUTH  
 D 15 W 52-39 at Fordham  
 D 22 W 50-39 RHODE ISLAND  
 J 3 W 63-62 at BINGHAMTON  
 J 6 L 52-60 at Stony Brook

J 10 L 58-59 VERMONT  
 J 12 W 88-58 ALBANY  
 J 17 W 58-49 at Hartford  
 J 19 L 71-85 at Binghamton  
 J 27 W 64-51 NEW HAMPSHIRE  
 F 3 L 73-82 at Northeastern  
 F 5 L 65-76 at Boston University  
 F 9 W 75-61 STONY BROOK  
 F 11 W 82-62 NORTHEASTERN  
 F 14 W 59-53 at Albany  
 F 16 L 44-65 at Vermont  
 F 19 W 68-65 at New Hampshire  
 F 24 W 67-64 BOSTON UNIVERSITY  
 M 2 L 58-72 HARTFORD  
 M 7 L 55-59 at Hartford #

! - Dead River Company Classic (Orono, Maine)  
 @ - Gene Hackerman Rice Invitational  
 S - Stetson Hatter Classic (DeLand, Fla.)  
 # - America East Tournament (Hartford, Conn.)

## 2002-03 (25-6, 16-0)

### AMERICA EAST REGULAR SEASON CHAMPIONS

#### AMERICA EAST CHAMPIONSHIP GAME

#### WNIT APPEARANCE

COACH: Sharon Versyp

N 22 L 65-71 at Dartmouth  
 N 29 W 60-51 BROWN !  
 N 30 L 56-66 MONTANA !  
 D 6 W 58-51 at Akron  
 D 8 L 77-79 at Kent State  
 D 14 W 65-58 at Rhode Island  
 D 22 W 80-70 at Bradley  
 D 28 L 74-75 Holy Cross @  
 D 29 W 96-54 Robert Morris @  
 J 4 W 78-72 BUFFALO  
 J 9 W 67-55 NEW HAMPSHIRE  
 J 11 W 92-62 Yale (P)  
 J 15 W 64-50 NORTHEASTERN  
 J 18 W 64-45 at Binghamton  
 J 22 W 64-38 VERMONT  
 J 25 W 66-41 at Stony Brook  
 J 29 W 59-37 at Boston University  
 F 1 W 74-64 at HARTFORD  
 F 5 W 69-52 at New Hampshire  
 F 8 W 72-48 at Albany  
 F 16 W 66-62 BINGHAMTON  
 F 19 W 60-45 at Northeastern  
 F 22 W 82-47 STONY BROOK  
 F 26 W 79-45 ALBANY  
 M 1 W 68-63 at Hartford  
 M 5 W 54-52 at Vermont  
 M 8 W 71-62 BOSTON UNIVERSITY  
 M 13 W 71-51 at Hartford #  
 M 14 W 71-65 vs. New Hampshire #  
 M 15 L 65-69 vs. Boston University #  
 M 20 L 67-74 CREIGHTON S

! - Dead River Company Classic (Orono, Maine)  
 @ - La Salle Invitational  
 # - America East Tournament (Hartford, Conn.)  
 S - WNIT First Round (Orono, Maine)

## 2003-04 (25-7, 17-1)

### AMERICA EAST REGULAR SEASON CHAMPIONS

#### AMERICA EAST TOURNAMENT CHAMPIONS

#### NCAA APPEARANCE

COACH: Sharon Versyp

N 22 L 70-82 vs. Washington !  
 N 23 W 75-62 at Hawaii !  
 N 29 W 67-56 COLUMBIA @  
 N 30 L 49-57 MARQUETTE @

D 5 W 76-73 at UW-Green Bay  
 D 7 W 63-62 at Drake  
 D 12 L 58-67 at Indiana  
 D 21 W 85-73 RIDER  
 D 28 L 43-44 SMU  
 J 2 L 59-78 at Wichita State  
 J 7 W 58-55 BINGHAMTON  
 J 10 W 66-54 at Vermont  
 J 14 W 67-45 NEW HAMPSHIRE  
 J 17 W 73-53 at Albany  
 J 21 W 73-65 BOSTON UNIVERSITY  
 J 24 W 60-45 at UMBC  
 J 28 W 72-55 at Northeastern  
 F 1 W 63-53 STONY BROOK  
 F 4 W 54-52 HARTFORD  
 F 7 W 64-43 at Binghamton  
 F 11 W 63-50 at New Hampshire  
 F 14 W 69-44 ALBANY  
 F 18 W 67-64 at Boston University  
 F 22 W 61-35 UMBC (A)  
 F 25 W 66-48 NORTHEASTERN  
 F 28 L 66-76 VERMONT  
 M 3 W 76-61 at Stony Brook  
 M 6 W 61-40 at Hartford  
 M 11 W 66-40 vs. New Hampshire #  
 M 12 W 62-49 vs. Albany #  
 M 13 W 68-43 vs. Boston University #  
 M 20 L 50-60 vs. Texas Tech S

! - Waikiki Beach Classic  
 @ - Dead River Company Classic (Orono, Maine)  
 # - America East Tournament (Hartford, Conn.)  
 S - NCAA Tournament (Missoula, Mont.)

## 2004-05 (20-10, 16-2)

### AMERICA EAST REGULAR SEASON CHAMPIONS

#### NCAA APPEARANCE

COACH: Sharon Versyp

N 11 L 50-81 at LSU !  
 N 12 L 62-72 vs. Virginia !  
 N 21 L 44-58 at SMU  
 N 26 W 72-54 LOYOLA (Chicago) @  
 N 27 W 54-36 SAINT JOSEPH'S @  
 D 4 W 69-57 at Buffalo  
 D 10 L 59-67 INDIANA  
 D 18 W 69-61 MICHIGAN  
 D 28 L 52-83 at Montana %  
 D 29 L 57-69 vs. Louisville %  
 J 5 W 73-56 at Binghamton  
 J 8 W 77-70 VERMONT  
 J 11 L 57-60 at New Hampshire  
 J 15 W 57-42 ALBANY (P)  
 J 19 L 49-53 HARTFORD  
 J 22 W 68-65 at Northeastern  
 J 26 W 62-46 at UMBC  
 J 30 W 88-60 STONY BROOK  
 F 2 W 73-55 at Boston University  
 F 5 W 63-53 BINGHAMTON  
 F 8 W 59-50 NEW HAMPSHIRE  
 F 12 W 67-58 at Albany  
 F 15 W 71-45 NORTHEASTERN  
 F 19 W 56-51 at Hartford  
 F 23 W 59-56 BOSTON UNIVERSITY  
 F 26 W 75-61 at Vermont  
 M 2 W 76-59 at Stony Brook  
 M 5 W 63-55 UMBC  
 M 10 L 51-63 vs. Boston University #  
 M 18 L 59-74 at West Virginia S

! - Women's Sports Foundation Classic  
 @ - Dead River Company Classic (Orono, Maine)  
 % - Lady Griz Holiday Classic  
 # - America East Tournament (Hartford, Conn.)



# Women's Basketball Year-By-Year Results

♠ - WNIT First Round (Morgantown, W.Va.)

## 2005-06 (10-19, 5-11)

COACH: Ann McInerney

N 18	W	70-35	at Rider
N 25	W	88-56	KENNESAW STATE <sup>1</sup>
N 26	L	63-70	DARTMOUTH <sup>1</sup>
N 30	L	48-65	RHODE ISLAND
D 3	L	60-68	at Michigan
D 11	L	55-80	at Mississippi State
D 17	L	47-57	at George Washington
D 28	L	52-72	Mississippi <sup>®</sup>
D 29	W	78-68	North Carolina A&T <sup>®</sup>
J 2	W	77-67	Holy Cross (P)
J 4	L	56-66	BINGHAMTON
J 7	L	46-55	at Brown
J 11	W	60-52	ALBANY
J 15	L	60-73	at Vermont
J 18	L	59-63	at New Hampshire
J 21	W	73-56	UMBC
J 25	L	49-65	at Stony Brook
J 29	L	61-80	at Boston University
F 1	L	55-73	HARTFORD
F 4	L	64-69	at Binghamton
F 12	W	61-52	at Albany
F 15	L	65-68	VERMONT
F 18	W	69-58	NEW HAMPSHIRE
F 22	L	47-60	at UMBC
F 25	L	41-65	at Hartford
M 1	W	69-66	BOSTON UNIVERSITY
M 4	L	70-84	STONY BROOK
M 9	W	73-56	vs. Albany <sup>#</sup>
M 10	L	35-58	at Hartford <sup>#</sup>

! - Dead River Company Classic (Orono, Maine)

@ - Miami Holiday Classic (Miami, Fla.)

# - America East Tournament (Hartford, Conn.)

## 2006-07 (13-15, 7-9)

COACH: Ann McInerney

N 11	W	66-46	WILLIAM & MARY
N 18	L	60-87	Middle Tennessee <sup>1</sup>
N 19	W	69-63	Princeton <sup>1</sup>
N 24	W	63-51	BROWN <sup>®</sup>
N 25	W	80-78	CLEMSON <sup>®</sup>
N 29	W	72-61	at Dartmouth
D 7	L	64-72	at Holy Cross
D 10	L	49-69	at Saint Joseph's
D 17	L	34-63	at Boston College
D 28	L	66-86	at Virginia <sup>♠</sup>
D 29	W	79-63	Northwestern State <sup>♠</sup>
J 4	W	64-47	NEW HAMPSHIRE
J 7	W	57-52	at Albany
J 10	L	49-54	at Binghamton
J 14	L	57-71	at Vermont
J 17	L	66-79	STONY BROOK
J 20	W	78-73	BOSTON
J 24	W	74-66	at UMBC
J 27	L	50-66	HARTFORD
F 3	L	55-65	at New Hampshire
F 7	W	71-63	ALBANY
F 10	W	59-56	BINGHAMTON
F 13	L	74-80	VERMONT
F 17	L	61-63	at Boston University
F 24	W	79-72	UMBC
F 27	L	40-58	at Hartford
M 3	L	56-67	at Stony Brook
M 9	L	57-70	vs. Vermont <sup>#</sup>

! - Minnesota Subway Classic

@ - Dead River Company Classic (Orono, Maine)

♠ - Cavalier Holiday Classic

# - America East Tournament (Vestal, N.Y.)

## 2007-08 (7-23, 4-12)

COACH: Cindy Blodgett

N 9	L	59-72	at Clemson
N 15	W	67-53	DARTMOUTH
N 18	L	50-79	HOLY CROSS
N 23	L	78-82	HARVARD <sup>1</sup>
N 24	L	49-70	QUINNIPIAC <sup>1</sup>
N 29	L	62-63	at William & Mary
D 2	L	54-76	at Fairfield
D 8	L	55-74	at Massachusetts
D 14	L	50-80	at St. John's
D 16	W	58-47	at St. Francis (N.Y.)
D 22	L	56-68	at Boston College
D 29	W	54-53	at Miami, Fla. <sup>®</sup>
D 30	L	57-61	vs. Toledo <sup>®</sup>
J 5	W	67-55	UMBC
J 13	L	46-78	at Albany
J 16	L	65-72	at Stony Brook
J 19	L	38-56	HARTFORD
J 23	W	82-77	BOSTON UNIVERSITY
J 26	L	62-82	at Vermont
J 30	L	55-70	at New Hampshire
F 2	W	63-50	BINGHAMTON
F 9	L	59-69	at UMBC
F 13	L	54-69	ALBANY
F 16	W	55-53	STONY BROOK
F 19	L	56-77	at Boston University
F 23	L	57-64	at Binghamton
F 27	L	52-74	VERMONT
M 1	L	45-67	at Hartford
M 5	L	58-66	NEW HAMPSHIRE
M 13	L	58-64	vs. Stony Brook <sup>#</sup>

! - Dead River Company Classic (Orono, Maine)

@ - Miami Holiday Classic (Miami, Fla.)

# - America East Tournament (Hartford, Conn.)

## 2008-09 (5-25, 3-13)

COACH: Cindy Blodgett

N 16	L	31-98	at Duke
N 20	L	57-65	at Cent. Conn. State
N 23	W	54-45	MASSACHUSETTS (A)
N 28	L	52-65	BROWN <sup>1</sup>
N 29	L	60-68	NUJIT <sup>1</sup>
D 3	W	54-52	ROBERT MORRIS
D 7	L	40-55	at Delaware
D 9	L	56-60	at Hofstra
D 14	L	50-73	at Harvard
D 21	L	56-64	FAIRFIELD
D 28	L	46-74	at Saint Joseph's, Pa. <sup>®</sup>
D 29	L	55-87	vs. Drexel <sup>®</sup>
J 2	L	63-68	at Holy Cross
J 6	L	47-51	at New Hampshire
J 10	L	46-77	HARTFORD
J 13	L	44-70	at Albany
J 17	L	58-68	at UMBC
J 21	L	51-86	at Vermont
J 24	L	72-87	BOSTON UNIVERSITY
J 31	L	49-62	BINGHAMTON
F 4	L	39-57	at Stony Brook
F 7	L	34-82	at Hartford
F 12	W	57-49	NEW HAMPSHIRE
F 15	L	74-77	UMBC
F 18	W	59-51	ALBANY
F 21	L	46-66	at Binghamton
F 25	L	44-61	VERMONT
M 1	L	57-71	at Boston University
M 7	W	66-61	STONY BROOK
M 12	L	43-63	vs. Albany <sup>#</sup>

! - Dead River Company Classic (Orono, Maine)

@ - Hawk Holiday Classic

# - America East Tournament (Hartford, Conn.)

## 2009-10 (8-21, 4-12)

COACH: Cindy Blodgett

N 13	W	61-58	CENTRAL CONN. STATE
N 17	L	56-72	at Harvard
N 21	L	50-63	at NJIT
N 27	L	59-61	HOLY CROSS <sup>1</sup>
N 28	W	58-53	BUFFALO <sup>1</sup>
D 5	L	32-88	at West Virginia
D 8	L	50-52	DELAWARE
D 12	L	59-68	at Quinnipiac
D 21	L	34-75	DUKE
D 29	L	71-79	at UTSA <sup>®</sup>
D 30	W	87-84	vs Stephen F. Austin <sup>®</sup>
J 3	W	65-49	at Massachusetts
J 5	L	65-71	BOSTON UNIV
J 7	L	49-80	at Vermont
J 10	L	52-61	UMBC
J 12	W	65-61	at New Hampshire
J 16	L	59-64	STONY BROOK
J 18	L	39-76	at Hartford
J 21	W	55-51	BINGHAMTON
J 28	W	61-58	at Albany
J 30	L	49-56	at Boston
F 3	L	44-64	VERMONT
F 7	L	45-57	at UMBC
F 9	L	32-59	HARTFORD
F 13	L	47-59	at Stony Brook
F 16	W	69-61	NEW HAMPSHIRE
F 20	L	62-72	at Binghamton
F 27	L	57-62	ALBANY
M 4	L	50-65	vs New Hampshire <sup>#</sup>

! - Dead River Company Classic (Orono, Maine)

& - UTSA New Year's Classic (San Antonio, Texas)

# - America East Tournament (Hartford, Conn.)

## 2010-11 (4-25, 2-14)

COACH: Cindy Blodgett

N 13	L	54-73	HARVARD
N 19	W	75-66	at Bryant
N 23	L	57-62	CENTRAL CONN. STATE
N 26	L	43-65	NAVY <sup>1</sup>
N 27	L	55-66	SOUTH ALABAMA <sup>1</sup>
D 1	L	63-126	at Kansas
D 4	L	69-79	at Holy Cross
D 10	L	48-69	at Penn
D 12	L	41-95	at Penn State
D 20	L	51-54	vs Winthrop <sup>®</sup>
D 21	L	70-76	at Stetson <sup>®</sup>
D 29	W	66-62	UMASS
J 2	L	40-78	at Boston University
J 5	L	43-73	at Hartford
J 9	W	60-57	UMBC
J 12	L	50-65	ALBANY
J 15	L	52-78	BINGHAMTON
J 20	L	48-57	at Vermont
J 23	L	70-73	STONY BROOK
J 26	L	47-67	NEW HAMPSHIRE
J 29	L	43-70	at Binghamton
F 1	L	59-71	BOSTON UNIVERSITY
F 5	L	49-56	at UMBC
F 8	L	49-62	HARTFORD
F 12	L	62-66	at Stony Brook
F 20	W	65-56	VERMONT
F 23	L	40-57	at New Hampshire
F 26	L	60-66	at Albany
M 3	L	55-76	vs. Stony Brook <sup>#</sup>

! - Dead River Company Classic (Orono, Maine)  
& - Hatter Classic (Deland, Fla.)

# - America East Tournament (Hartford, Conn.)

## 2011-12 (8-23, 4-12)

COACH: Richard Barron

N 11	L	48-53	at Central Conn. State
N 13	W	62-58	at Rhode Island
N 19	L	53-65	BRYANT (MG)
N 25	W	66-53	TROY <sup>1</sup>
N 26	L	59-61-OT	BROWN <sup>1</sup>
N 29	W	73-37	MAINE MARL. ACAD (MG)
D 2	L	46-54	vs. George Wash. %
D 3	L	56-73	at Navy %
D 8	L	47-64	JMU (MG)
D 11	L	54-63	at UMass
D 20	L	38-76	vs. Duquesne \$
D 21	L	63-78	vs. Charleston S. \$
D 29	L	51-78	SIENA
J 2	L	54-72	at Binghamton
J 7	L	55-75	UMBC
J 11	L	34-75	at Boston Univ.
J 14	L	48-60	ALBANY
J 16	W	70-60	VERMONT
J 19	L	52-64	at Hartford
J 21	W	57-44	at Stony Brook
J 25	L	50-66	NEW HAMPSHIRE (MG)
J 28	W	48-47	BINGHAMTON
F 4	L	44-66	at UMBC
F 8	L	50-73	BOSTON UNIV
F 11	L	55-68	at Albany
F 15	L	40-59	HARTFORD
F 19	L	54-71	at Vermont
F 22	L	53-65	at UNH
F 25	W	45-40	STONY BROOK
M 1	W	49-43	vs Stony Brook #
M 2	L	43-52	vs Boston Univ. #

! - Dead River Company Classic (Orono, Maine)

% - Navy Classic (Annapolis, Md.)

\$ - Gator Classic (Gainesville, Fla.)

# - America East Tournament (Hartford, Conn.)

## 2012-13 (4-24, 3-12)

COACH: Richard Barron

N 9	L	41-71	vs. Auburn <sup>1</sup>
N 10	L (OT)	76-79	vs. Wofford <sup>1</sup>
N 11	L	44-68	SYRACUSE
N 17	W	74-67	vs. UNLV %
N 18	L	60-77	at Minnesota %
N 24	L	58-74	VCU
D 1	L	49-79	at Florida Gulf Coast
D 5	L	50-53	at Siena
D 8	L	38-51	vs. Rhode Island \$
D 10	L	40-44	at Bryant
D 38	L	34-88	at James Madison
D 30	L	64-69	at Towson
J 1	L	47-82	at VCU
J 5	L	50-54	at UMBC
J 9	L	37-52	HARTFORD
J 12	L	39-71	at Albany
J 16	L	54-85	BOSTON UNIVERSITY
J 20	L	65-67	BINGHAMTON
J 23	L	53-61	at Vermont
J 26	W	67-51	STONY BROOK
J 29	L	54-61	at New Hampshire
F 2	L	79-86	UMBC
F 9	L	54-86	ALBANY
F 13	L	56-82	at Hartford
F 16	W	74-68	at Binghamton
F 20	W	73-63	VERMONT
F 23	L	53-56	at Stony Brook
M 2	L	63-86	NEW HAMPSHIRE (MG)

! - NC State Tournament (Raleigh, N.C.)

% - Subway Classic (Minneapolis, Minn.)

\$ - Game played at Portland Expo (Portland, Maine)





# Women's Basketball Year-By-Year Results

## 2013-14 (17-15, 10-6)

### WBI APPEARANCE

COACH: Richard Barron

N 14	W	64-59	NORTH DAKOTA ST.
N 16	W	75-65	BRYANT
N 22	W	66-50	at Long Island Univ.
N 24	L	42-97	at Syracuse
N 29	W	86-56	Massachusetts^
N 30	L	49-66	Wis.-Green Bay^
D 7	W	60-59	at Brown#
D 8	L	59-80	vs. Fairfield#
D 11	L	56-66	HARTFORD*
D 15	L	55-81	at Northeastern
D 21	W	72-58	TOWSON
D 29	L	75-76	at Sacred Heart
J 1	L	49-72	at Wis.-Green Bay
J 5	L	85-86	YALE
J 8	W	68-39	UMBC*
J 11	W	64-51	at Binghamton*
J 14	W	92-62	VERMONT*
J 18	L	56-84	at Albany*
J 23	W	75-66	at UMass Lowell*
J 26	L	49-65	STONY BROOK*
J 29	L	73-74	NEW HAMPSHIRE*
F 1	W	61-48	at UMBCC*
F 5	W	69-52	at Vermont*
F 9	W	66-53	BINGHAMTON*
F 12	W	60-56	at Hartford*
F 16	L	56-58	ALBANY*
F 22	L	65-73	at Stony Brook*
F 26	W	84-65	UMASS LOWELL*
M 1	W	66-62	at New Hampshire*
M 7	L	62-63 (OT)	vs. Hartford\$
M 19	W	77-47	BUCKNELL%
M 23	L	50-63	at Fairfield%

^ - November Tournament (Bangor, Maine)  
# - Brown Invitational (Providence, RI)  
\$ - America East Quarterfinal  
% - WBI Tournament  
\* - America East contest

## 2014-15 (23-9, 14-2)

### WNIT APPEARANCE

COACH: Richard Barron

N 14	L	65-52	at Bryant
N 16	W	65-59	LIU BROOKLYN
N 19	L	68-60	at Massachusetts
N 23	L	59-58	SACRED HEART
N 29	W	58-53	BROWN^
N 30	W	69-64	BOSTON COLLEGE^
D 3	W	72-58	at Central Conn. St.
D 7	W	65-46	HARVARD
D 10	W	53-38	DARTMOUTH
D 13	W	60-51	NORTHEASTERN
D 19	L	65-36	vs. North Carolina%
D 21	W	54-51	at William & Mary
J 3	L	49-43	ALBANY*
J 7	L	57-55	at Yale
J 10	W	68-57	at Hartford*
J 14	W	68-54	UMASS LOWELL*
J 17	W	58-55	at Stony Brook*
J 19	W	70-48	BINGHAMTON*
J 22	W	74-46	VERMONT*
J 25	W	56-42	at UMBCC*
J 29	W	87-56	NEW HAMPSHIRE*
F 1	W	52-44	at Albany*
F 8	W	63-45	HARTFORD*
F 11	W	74-46	at UMass Lowell*
F 15	W	57-49	STONY BROOK*
F 18	W	57-54	at Vermont*
F 21	W	70-56	at Binghamton*
F 26	W	61-41	UMBC*
M 1	L	61-47	at New Hampshire*
M 7	W	78-71	at Binghamton+
M 8	L	65-54	vs. Hartford +
M 20	L	71-60	at Villanova\$

^ - November Tournament (Bangor, Maine)  
% - Myrtle Beach, S.C.  
+ - America East Tournament (Binghamton, N.Y.)  
\$ - WNIT (Villanova, Pa.)  
\* - America East Conference game

## 2015-16 (26-9, 15-1)

### WNIT APPEARANCE

COACH: Richard Barron

N 13	W	64-53	at Harvard
N 15	L	48-55	at Boston College
N 20	L	64-91	at Minnesota
N 22	W	82-51	at North Dakota St.
N 25	W	62-42	CENTRAL CONN. ST.
N 27	L	37-58	vs. Dayton%
N 28	W	69-65	vs. Missouri St.%
N 29	W	52-41	vs. LSU%
D 1	W	82-42	COLBY
D 4	L	44-56	at Northeastern
D 6	W	59-41	at Dartmouth
D 12	W	76-38	BRYANT
D 18	W	75-42	CLEMSON
D 21	L	33-56	at Purdue
D 31	L	58-59	at North Carolina
J 6	W	62-41	at Vermont*
J 9	W	65-55	UMBC*
J 13	W	74-44	UMASS LOWELL*
J 16	L	59-64	at UAlbany*
J 18	W	62-52	at New Hampshire*
J 24	W	55-52	STONY BROOK*
J 27	W	61-43	HARTFORD*
J 30	W	52-38	at Binghamton*
F 3	W	63-51	VERMONT*
F 6	W	72-38	at UMBCC*
F 8	W	59-55	NEW HAMPSHIRE*
F 11	W	73-46	at UMass Lowell*
F 14	W	65-53	ALBANY*
F 20	W	60-43	at Stony Brook*
F 24	W	50-44	at Hartford*
F 27	W	69-37	BINGHAMTON*
M 5	W	58-47	vs. New Hampshire*
M 6	W	51-48	vs. Stony Brook#
M 11	L	58-59	at Albany+
M 18	L	44-90	at Quinnipiac!

% - Gulf Coast Showcase (Estero, FL)  
# - America East Tournament (Binghamton, N.Y.)  
+ - America East Championship  
! - WNIT First Round

## 2016-17 (18-16, 9-7)

AE Tournament Runners-Up  
COACH: Richard Barron/Amy Vachon

N 11	W	67-47	PURDUE^
N 12	L	43-87	#10 MISSISSIPPI ST.^
N 15	L	62-69	at Harvard
N 20	W	59-43	vs. Saint Peter's%
N 21	L	42-79	at #3 South Carolina%
N 22	L	49-58	vs. Hampton%
N 27	W	49-34	vs. Tenn. Chattanooga!
D 2	L	61-69	at Clemson
D 7	W	68-49	NORTHEASTERN
D 10	W	60-55	DARTMOUTH
D 17	W	77-52	at Bryant
D 19	W	61-48	vs. East Tennessee#
D 20	L	51-76	at Miami#
D 28	L	62-77	at Tulane
D 30	L	53-64	at Boston College
J 4	L	52-55	at Vermont*
J 7	W	72-40	UMBC*
J 11	W	65-44	at UMass Lowell*
J 14	L	41-55	at Stony Brook*
J 16	W	73-62	HARTFORD*
J 19	L	44-50	at New Hampshire*
J 22	W	84-71	UAlbany*
J 28	L	52-58	at Binghamton*
F 1	W	59-43	VERMONT*
F 4	L	62-66	at UMBCC*
F 6	W	66-60	at Hartford*
F 9	W	76-50	UMASS LOWELL*
F 12	W	78-71	STONY BROOK*
F 15	L	57-65	NEW HAMPSHIRE*
F 18	L	60-64	at UAlbany*
F 26	W	62-49	BINGHAMTON*
M 4	W	57-40	vs. Binghamton\$
M 5	W	61-52	vs. New Hampshire\$
M 10	L	50-66	at UAlbany\$

^ - Tip-Off Tournament (Bangor, ME)  
% - Hall of Fame Women's Challenge (Columbia, SC)  
! - Hall of Fame Women's Challenge (Springfield, MA)  
# - Miami Tournament (Coral Gables, FL)  
\$ - America East Conference game  
- America East Tournament (Portland, ME)

## 2017-18 (23-10, 13-3)

AMERICA EAST REGULAR SEASON CHAMPIONS & AMERICA EAST TOURNAMENT CHAMPIONS

### NCAA APPEARANCE

COACH: Amy Vachon

N 10	L	34-42	TULANE^
N 11	W	76-51	HARVARD^
N 14	W	70-68	BRYANT
N 16	W	100-40	UMAINE FORT KENT
N 24	L	70-80	at Miami%
N 26	W	75-39	Kennesaw State%
N 30	L	64-65	at Toledo
D 3	L	70-83	at #8 Ohio State
D 5	W	89-49	MAINE MARITIME ACAD.
D 9	W	64-51	at Dartmouth
D 17	L	43-83	at #5/3 Mississippi St.
D 19	L	39-69	at #14/15 Duke
D 28	W	61-40	at Boston College
J 3	W	64-56	STONY BROOK*
J 6	L	62-66	BINGHAMTON*
J 10	W	64-50	at UMBCC*
J 13	L	54-68	at UAlbany*
J 15	W	64-55	VERMONT*
J 18	W	59-44	at Hartford*
J 24	W	56-46	at New Hampshire*
J 28	W	69-36	UMBC*
J 31	W	69-51	at UMass Lowell*
F 3	W	61-38	at Binghamton*
F 5	W	59-56	HARTFORD*
F 8	W	77-46	NEW HAMPSHIRE*
F 11	L	68-76	at Stony Brook*
F 14	W	70-65	UMASS LOWELL*
F 22	W	79-47	at Vermont*
F 25	W	74-69	UAlbany*
M 3	W	65-43	vs. UMBCC\$
M 4	W	64-48	vs. New Hampshire\$
M 9	W	74-65	HARTFORD#
M 17	L	54-83	at Texas+

^ - Tip-Off Tournament (Orono, ME)  
% - Miami Tournament (Coral Gables, FL)  
\* - America East Conference game  
\$ - America East Tournament (Portland, ME)  
# - America East Championship (Bangor, ME)  
+ - NCAA First Round (Austin, TX)

## 2018-19 (25-8, 15-1)

AMERICA EAST REGULAR SEASON CHAMPIONS & AMERICA EAST TOURNAMENT CHAMPIONS

### NCAA APPEARANCE

COACH: Amy Vachon

N 10	W	73-59	TOLEDO
N 13	W	74-57	at Bryant
N 15	L	63-66	#20 DUKE
N 20	L	39-70	at Wisconsin Green Bay
N 24	W	58-52	vs. NC A&T^
N 25	W	47-46	vs. Penn^
D 2	W	85-73	at North Carolina
D 4	W	67-60	at Harvard
D 8	W	102-96(OT)	BROWN
D 15	L	46-84	at #10 NC State
D 22	L	55-63	at Northeastern
D 29	L	64-72 (OT)	at Fordham#
D 30	L	61-66	vs. UT Chattanooga#
J 2	W	67-46	NEW HAMPSHIRE*
J 5	W	84-44	UMBC*
J 9	W	63-51	at Vermont*
J 12	W	76-65	UAlbany*
J 16	L	46-49	at Hartford*
J 19	W	68-54	at Stony Brook*
J 27	W	95-66	BINGHAMTON*
J 30	W	79-45	UMASS LOWELL*
F 2	W	69-45	at New Hampshire*
F 6	W	66-45	VERMONT*
F 9	W	58-45	at UMBCC*
F 13	W	78-58	HARTFORD*
F 16	W	67-61	at UAlbany*
F 24	W	71-61	STONY BROOK* (A)
F 27	W	60-41	at UMass Lowell*
M 2	W	67-60	at Binghamton*
M 6	W	69-36	NEW HAMPSHIRE%
M 10	W	66-51	UAlbany\$ (MG)
M 15	W	68-48	HARTFORD+
M 23	L	51-63	at NC State!

^ - Navy Classic (Annapolis, MD)  
# - Fordham Holiday Classic (Bronx, N.Y.)  
% - America East Conference game  
% - America East Quarterfinal (Bangor, ME)  
\$ - America East Semifinal (Memorial Gym - Orono, ME)  
+ - America East Championship (Bangor, ME)  
! - NCAA First Round (Raleigh, N.C.)

## 2019-20 (18-14, 12-4)

AMERICA EAST CHAMPIONSHIP APPEARANCE

COACH: Amy Vachon

N 8	W	69-56	at Delaware
N 11	L	70-76	at Brown
N 17	L	49-62	BOSTON UNIVERSITY
N 19	L	34-62	at #14 NC State
N 24	W	46-41	vs. Navy^ (P)
N 29	L	31-57	vs. Arizona State#
N 30	L	62-94	vs. Drake#
D 1	L	49-78	vs. Dayton#
D 4	W	104-43	HUSSON
D 7	L	40-69	HARVARD
D 10	L	41-57	at Dartmouth
D 13	W	61-60	GREEN BAY
D 21	L	58-66	NORTHEASTERN
D 30	L	57-70	at Drexel
J 2	W	87-73	HARTFORD*
J 5	L	69-73	at Stony Brook*
J 8	W	67-50	NEW HAMPSHIRE*
J 11	W	60-49	UAlbany*
J 15	L	57-66	at UMass Lowell*
J 18	L	63-73	at Binghamton*
J 22	W	65-47	at Vermont*
J 26	L	54-74	UMBC*
F 1	W	69-52	at Hartford*
F 5	W	70-59	VERMONT*
F 9	W	75-65	BINGHAMTON*
F 12	W	77-53	UMASS LOWELL*
F 15	W	65-44	at UAlbany*
F 23	W	64-62	STONY BROOK*
F 26	W	71-62	at New Hampshire*
F 29	W	66-54	at UMBCC*
M 4	W	78-66	VERMONT%
M 8	W	67-54	UMASS LOWELL\$ (MG)
M 13	--	Cancelled	at Stony Brook+

^ - Game played in Portland, ME (Portland Expo)  
# - Gulf Coast Showcase (Estero, FL)  
\* - America East Conference game  
% - America East Quarterfinal (Bangor, ME)  
\$ - America East Semifinal (Memorial Gym - Orono, ME)  
+ - America East Championship (Stony Brook, N.Y.)

## 2020-21 (17-3, 13-2)

AMERICA EAST CHAMPIONSHIP APPEARANCE

COACH: Amy Vachon

D 10	W	62-48	at Providence
D 11	W	61-47	at Rhode Island
D 20	W	63-62	at Northeastern
D 22	W	85-57	at Hartford*
D 23	W	52-49	at Hartford*
J 2	L	57-58	at New Hampshire*
J 3	W	76-56	at New Hampshire*
J 9	W	77-60	NUIT*
J 10	W	74-51	NUIT*
J 16	W	66-48	at UAlbany*
J 17	W	63-47	at UAlbany*
J 23	W	67-46	at Binghamton*
J 24	W	70-53	at Binghamton*
F 6	W	81-49	UMASS LOWELL*
F 7	W	53-51	UMASS LOWELL*
F 13	L	54-59	at Stony Brook*
F 14	W	54-49	at Stony Brook*
F 20	W	82-53	NEW HAMPSHIRE*
M 7	W	67-47	UAlbany*
M 12	L	60-64	STONY BROOK*

^ - Game played in Portland, ME (Portland Expo)  
# - Gulf Coast Showcase (Estero, FL)  
\* - America East Conference game  
% - America East Quarterfinal (Bangor, ME)  
\$ - America East Semifinal (Memorial Gym - Orono, ME)  
+ - America East Championship (Stony Brook, N.Y.)

### SITE DIRECTORY

(P) - Game played in Portland, Maine; (A) - Game played in Augusta, Maine; (MG) - Game played in Memorial Gym; (BA) - Game played at Bangor Auditorium

From 1990-91 to 1992-93, conference tournament quarterfinal games were played at campus sites; semis and finals were played at location listed.



# Women's Basketball Year-By-Year Results

## 2021-22 (20-12, 15-3)

### AMERICA EAST CHAMPIONSHIP APPEARANCE WNIT

#### COACH: Amy Vachon

N 9	L	50-108	at Nebraska
N 13	L	61-66 (OT)	PROVIDENCE
N 15	L	60-83	DELAWARE
N 19	W	47-44	at Yale
N 21	W	59-57	at Boston University
N 26	L	81-87 (2OT)	at Army
N 28	L	43-82	at Princeton
D 4	L	33-57	DREXEL
D 12	L	44-45	vs. Rhode Island #
D 19	W	65-53	DARTMOUTH
D 30	W	64-58	at Vermont*
J 2	L	59-67 (OT)	NJIT*
J 5	W	65-44	at Hartford*
J 9	L	44-63	STONY BROOK*
J 13	W	77-51	NEW HAMPSHIRE*
J 19	L	55-60	UMASS LOWELL*
J 26	W	53-45	at New Hampshire*
J 30	W	58-37	VERMONT*
F 2	W	58-36	at UMass Lowell*
F 4	W	54-45	at Binghamton*
F 6	W	48-46	at Binghamton*
F 9	W	64-55	UALBANY*
F 12	W	61-55	at Stony Brook*
F 16	W	71-56	HARTFORD*
F 19	W	77-43	at NJIT*
F 23	W	49-45	at UAlbany*
F 26	W	70-59	UMBC*
F 27	W	71-47	UMBC*
M 5	W	63-49	HARTFORD^
M 8	W	72-48	NJIT+
M 11	L	47-56	UALBANY %
M 17	L	44-69	at Boston College &

# - Game played at the Augusta Civic Center

^ - America East quarterfinal

+ - America East semifinal

% - America East Championship (Orono, ME)

& - WNIT First Round

\* - America East contest





# Women's Basketball 2021-22 Combined Stats



## 2021-22 Maine Women's Basketball Combined Team Statistics All games

Page 1/1  
as of Mar 13, 2023

### Game Records

Record	Overall	Home	Away	Neutral
ALL GAMES	20-12	9-8	11-4	0-0
CONFERENCE	15-3	6-3	9-0	0-0
NON-CONFERENCE	5-9	3-5	2-4	0-0

### Score by Periods

Team	1st	2nd	3rd	4th	OT	TOT
Maine	420	422	508	499	18	1867
Opponents	420	455	439	465	37	1816

### Team Box Score

No.	Player	Total			3-Point		F-Throw		Rebounds				Other Stats									
		GP-GS	MIN	AVG	FG-FGA	FG%	3FG-3FGA	3FG%	FT-FTA	FT%	OFF	DEF	TOT	AVG	PF	DQ	A	TO	BLK	STL	PTS	AVG
3	SIMON, Anne	32-32	1142:38	35.7	196-471	.416	56-182	.308	65-96	.677	36	125	161	5.0	76	1	63	67	5	88	513	16.0
5	CARROLL, Maeve	32-32	1020:04	31.9	154-365	.422	0-2	.000	41-61	.672	91	184	275	8.6	88	4	109	73	38	50	349	10.9
4	OROIS, Alba	32-32	1212:34	37.9	125-271	.461	24-89	.270	44-70	.629	10	81	91	2.8	75	0	185	116	3	40	318	9.9
13	BORNEMANN, Caroline	32-30	937:36	29.3	95-213	.446	44-121	.364	28-38	.737	24	110	134	4.2	63	0	23	46	13	37	262	8.2
1	ROCKWOOD, Olivia	32-0	592:09	18.5	45-134	.336	32-112	.286	8-9	.889	5	23	28	0.9	32	0	17	16	2	18	130	4.1
15	GALLEGO, Paula	30-20	514:53	17.2	39-94	.415	8-33	.242	7-10	.700	23	48	71	2.4	40	1	25	23	4	19	93	3.1
21	WILBORN, Bailey	25-3	314:20	12.6	22-98	.224	21-90	.233	5-6	.833	1	14	15	0.6	18	0	5	9	0	2	70	2.8
33	SMITH, Adrianna	30-0	213:27	7.1	29-71	.408	0-2	.000	6-9	.667	20	39	59	2.0	47	1	16	27	10	10	64	2.1
23	LAURENCE, Abbe	12-4	126:51	10.6	9-25	.360	0-0	.000	4-10	.400	12	13	25	2.1	17	0	8	7	10	5	22	1.8
0	HODGSON, Sera	25-7	281:25	11.3	10-44	.227	8-34	.235	2-2	1.000	9	12	21	0.8	25	1	4	13	0	6	30	1.2
12	WHITE, Katie	4-0	12:15	3.1	1-4	.250	0-0	.000	0-0	.000	0	1	1	0.3	3	0	1	2	0	0	2	0.5
20	CASTILLO, Penelope	14-0	64:18	4.6	3-8	.375	0-3	.000	0-0	.000	2	1	3	0.2	12	1	0	5	0	1	6	0.4
2	MITTELSTADT, Lexi	19-0	67:29	3.6	3-8	.375	2-7	.286	0-0	.000	0	9	9	0.5	0	0	3	5	1	2	8	0.4
Team											65	87	152					22				
<b>Total</b>		<b>32</b>	<b>6500</b>		<b>731-1806</b>	<b>.405</b>	<b>195-675</b>	<b>.289</b>	<b>210-311</b>	<b>.675</b>	<b>298</b>	<b>747</b>	<b>1045</b>	<b>32.7</b>	<b>496</b>	<b>9</b>	<b>459</b>	<b>431</b>	<b>86</b>	<b>278</b>	<b>1867</b>	<b>58.3</b>
<b>Opponents</b>		<b>32</b>	<b>6500</b>		<b>692-1657</b>	<b>.418</b>	<b>141-460</b>	<b>.307</b>	<b>291-442</b>	<b>.658</b>	<b>277</b>	<b>820</b>	<b>1097</b>	<b>34.3</b>	<b>377</b>	<b>5</b>	<b>347</b>	<b>520</b>	<b>93</b>	<b>178</b>	<b>1816</b>	<b>56.8</b>

### Team Statistics

	MAINE	OPP
<b>Scoring</b>	<b>1867</b>	<b>1816</b>
Points per game	58.3	56.8
Scoring margin	+1.6	-
<b>Field goals-att</b>	<b>731-1806</b>	<b>692-1657</b>
Field goal pct	.405	.418
<b>3 point fg-att</b>	<b>195-675</b>	<b>141-460</b>
3-point FG pct	.289	.307
3-pt FG made per game	6.1	4.4
<b>Free throws-att</b>	<b>210-311</b>	<b>291-442</b>
Free throw pct	.675	.658
F-Throws made per game	6.6	9.1
<b>Rebounds</b>	<b>1045</b>	<b>1097</b>
Rebounds per game	32.7	34.3
Rebounding margin	-1.6	-
<b>Assists</b>	<b>459</b>	<b>347</b>
Assists per game	14.3	10.8
<b>Turnovers</b>	<b>431</b>	<b>520</b>
Turnovers per game	13.5	16.3
Turnover margin	+2.8	-
Assist/turnover ratio	1.1	0.7
<b>Steals</b>	<b>278</b>	<b>178</b>
Steals per game	8.7	5.6
<b>Blocks</b>	<b>86</b>	<b>93</b>
Blocks per game	2.7	2.9
<b>Winning streak</b>	<b>0</b>	<b>-</b>
Home win streak	0	-
<b>Attendance</b>	<b>17548</b>	<b>12497</b>
Home games-Avg/Game	17-1032	15-833
Neutral site-Avg/Game	-	0-0

### Team Results

Date	Opponent	Score	Att.
11/09/2021	at Nebraska	L 50-108	4476
11/13/2021	Providence	Lot 61-66	978
11/15/2021	Delaware	L 60-83	1013
11/19/2021	at Yale	W 47-44	455
11/21/2021	at Boston U.	W 59-57	472
11/26/2021	at Army West Point	Lot2 81-87	550
11/28/2021	at Princeton	L 43-82	534
12/04/2021	Drexel	L 33-57	897
12/12/2021	Rhode Island	L 44-45	2140
12/19/2021	Dartmouth	W 65-53	907
12/30/2021	at Vermont	W 64-58	605
01/02/2022	NJIT	Lot 59-67	799
01/05/2022	at Hartford	W 65-44	0
01/09/2022	Stony Brook	L 44-63	960
01/13/2022	New Hampshire	W 77-51	872
01/19/2022	UMass Lowell	L 55-60	819
01/26/2022	at New Hampshire	W 53-45	312
01/30/2022	Vermont	W 58-37	1010
02/02/2022	at UMass Lowell	W 58-36	383
02/04/2022	at Binghamton	W 54-45	1234
02/06/2022	at Binghamton	W 48-46	1070
02/09/2022	UAlbany	W 64-55	945
02/12/2022	at Stony Brook	W 61-55	752
02/16/2022	Hartford	W 71-56	986
02/19/2022	at NJIT	W 77-43	219
02/23/2022	at UAlbany	W 49-45	932
02/26/2022	UMBC	W 70-59	729
02/27/2022	UMBC	W 71-47	1157
03/05/2022	Hartford	W 63-49	902
03/08/2022	NJIT	W 72-48	1105
03/11/2022	UAlbany	L 47-56	1329
03/17/2022	at Boston College	L 44-69	503



# Women's Basketball 2021-22 Overall/Conference



## 2021-22 Maine Women's Basketball Team Overall Conference All games

Page 1/1  
as of Mar 13, 2023

### Summary

Player	Overall Statistics										Conference Statistics									
	GP-GS	MIN/G	FG%	3FG%	FT%	R/G	A/G	STL	BLK	PTS/G	GP-GS	MIN/G	FG%	3FG%	FT%	R/G	A/G	STL	BLK	PTS/G
SIMON, Anne	32-32	35.7	.416	.308	.677	5.0	2.0	88	5	16.0	18-18	35.0	.428	.366	.759	4.7	1.9	53	1	16.2
CARROLL, Maeve	32-32	31.9	.422	.000	.672	8.6	3.4	50	38	10.9	18-18	29.9	.446	.000	.750	7.9	3.4	31	20	10.7
OROIS, Alba	32-32	37.9	.461	.270	.629	2.8	5.8	40	3	9.9	18-18	37.9	.468	.314	.714	3.0	6.2	24	2	10.6
BORNEMANN, Caroline	32-30	29.3	.446	.364	.737	4.2	0.7	37	13	8.2	18-18	32.1	.457	.391	.579	4.7	0.8	27	7	9.6
ROCKWOOD, Olivia	32-0	18.5	.336	.286	.889	0.9	0.5	18	2	4.1	18-0	19.8	.366	.328	.857	0.9	0.6	11	0	4.9
GALLEGO, Paula	30-20	17.2	.415	.242	.700	2.4	0.8	19	4	3.1	18-16	21.6	.493	.320	.500	2.8	0.9	15	4	4.6
WILBORN, Bailey	25-3	12.6	.224	.233	.833	0.6	0.2	2	0	2.8	12-0	7.4	.167	.136	.000	0.3	0.2	0	0	0.9
SMITH, Adrianna	30-0	7.1	.408	.000	.667	2.0	0.5	10	10	2.1	17-0	7.6	.409	.000	.750	2.2	0.8	7	7	2.5
LAURENCE, Abbe	12-4	10.6	.360	.000	.400	2.1	0.7	5	10	1.8	5-2	10.7	.417	.000	.500	2.6	0.4	1	6	2.4
HODGSON, Sera	25-7	11.3	.227	.235	1.000	0.8	0.2	6	0	1.2	14-0	6.6	.133	.222	.000	0.6	0.2	2	0	0.4
WHITE, Katie	4-0	3.1	.250	.000	.000	0.3	0.3	0	0	0.5	0-0	0.0	.000	.000	.000	0.0	0.0	0	0	0.0
CASTILLO, Penelope	14-0	4.6	.375	.000	.000	0.2	0.0	1	0	0.4	10-0	4.7	.286	.000	.000	0.2	0.0	1	0	0.4
MITTELSTADT, Lexi	19-0	3.6	.375	.286	.000	0.5	0.2	2	1	0.4	11-0	3.6	.500	.333	.000	0.5	0.3	1	1	0.5
<b>Totals</b>	<b>32</b>		<b>.405</b>	<b>.289</b>	<b>.675</b>	<b>32.7</b>	<b>14.3</b>	<b>278</b>	<b>86</b>	<b>58.3</b>	<b>18</b>		<b>.429</b>	<b>.332</b>	<b>.719</b>	<b>32.3</b>	<b>15.0</b>	<b>173</b>	<b>48</b>	<b>61.0</b>
<b>Opponent</b>	<b>32</b>		<b>.418</b>	<b>.307</b>	<b>.658</b>	<b>34.3</b>	<b>10.8</b>	<b>178</b>	<b>93</b>	<b>56.8</b>	<b>18</b>		<b>.392</b>	<b>.280</b>	<b>.655</b>	<b>31.2</b>	<b>9.8</b>	<b>92</b>	<b>43</b>	<b>50.7</b>

### Scoring

Player	Overall Statistics										Conference Statistics									
	FG-FGA	FG%	3FG-3FGA	3FG%	FT-FTA	FT%	PTS	PTS/G	FG-FGA	FG%	3FG-3FGA	3FG%	FT-FTA	FT%	PTS	PTS/G				
SIMON, Anne	196-471	.416	56-182	.308	65-96	.677	513	16.0	107-250	.428	34-93	.366	44-58	.759	292	16.2				
CARROLL, Maeve	154-365	.422	0-2	.000	41-61	.672	349	10.9	83-186	.446	0-1	.000	27-36	.750	193	10.7				
OROIS, Alba	125-271	.461	24-89	.270	44-70	.629	318	9.9	72-154	.468	16-51	.314	30-42	.714	190	10.6				
BORNEMANN, Caroline	95-213	.446	44-121	.364	28-38	.737	262	8.2	64-140	.457	34-87	.391	11-19	.579	173	9.6				
ROCKWOOD, Olivia	45-134	.336	32-112	.286	8-9	.889	130	4.1	30-82	.366	22-67	.328	6-7	.857	88	4.9				
GALLEGO, Paula	39-94	.415	8-33	.242	7-10	.700	93	3.1	36-73	.493	8-25	.320	2-4	.500	82	4.6				
WILBORN, Bailey	22-98	.224	21-90	.233	5-6	.833	70	2.8	4-24	.167	3-22	.136	0-0	.000	11	0.9				
SMITH, Adrianna	29-71	.408	0-2	.000	6-9	.667	64	2.1	18-44	.409	0-0	.000	6-8	.750	42	2.5				
LAURENCE, Abbe	9-25	.360	0-0	.000	4-10	.400	22	1.8	5-12	.417	0-0	.000	2-4	.500	12	2.4				
HODGSON, Sera	10-44	.227	8-34	.235	2-2	1.000	30	1.2	2-15	.133	2-9	.222	0-0	.000	6	0.4				
WHITE, Katie	1-4	.250	0-0	.000	0-0	.000	2	0.5	0-0	.000	0-0	.000	0-0	.000	0	0.0				
CASTILLO, Penelope	3-8	.375	0-3	.000	0-0	.000	6	0.4	2-7	.286	0-3	.000	0-0	.000	4	0.4				
MITTELSTADT, Lexi	3-8	.375	2-7	.286	0-0	.000	8	0.4	2-4	.500	1-3	.333	0-0	.000	5	0.5				
<b>Totals</b>	<b>731-1806</b>	<b>.405</b>	<b>195-675</b>	<b>.289</b>	<b>210-311</b>	<b>.675</b>	<b>1867</b>	<b>58.3</b>	<b>425-991</b>	<b>.429</b>	<b>120-361</b>	<b>.332</b>	<b>128-178</b>	<b>.719</b>	<b>1098</b>	<b>61.0</b>				
<b>Opponent</b>	<b>692-1657</b>	<b>.418</b>	<b>141-460</b>	<b>.307</b>	<b>291-442</b>	<b>.658</b>	<b>1816</b>	<b>56.8</b>	<b>343-874</b>	<b>.392</b>	<b>70-250</b>	<b>.280</b>	<b>156-238</b>	<b>.655</b>	<b>912</b>	<b>50.7</b>				

### Totals

Player	Overall Statistics										Conference Statistics									
	O-REB	D-REB	TOTAL	PF	FO	A	TO	A/TO	HI	PTS	O-REB	D-REB	TOTAL	PF	FO	A	TO	A/TO	HI	PTS
SIMON, Anne	36	125	161	76	1	63	67	0.9	26	18	66	84	45	1	34	34	1.0	24		
CARROLL, Maeve	91	184	275	88	4	109	73	1.5	32	48	94	142	48	2	61	37	1.6	32		
OROIS, Alba	10	81	91	75	0	185	116	1.6	21	8	46	54	44	0	112	61	1.8	18		
BORNEMANN, Caroline	24	110	134	63	0	23	46	0.5	21	12	72	84	30	0	14	30	0.5	17		
ROCKWOOD, Olivia	5	23	28	32	0	17	16	1.1	13	3	13	16	21	0	10	10	1.0	13		
GALLEGO, Paula	23	48	71	40	1	25	23	1.1	13	17	33	50	31	1	16	15	1.1	13		
WILBORN, Bailey	1	14	15	18	0	5	9	0.6	14	0	4	4	8	0	2	1	2.0	6		
SMITH, Adrianna	20	39	59	47	1	16	27	0.6	9	14	24	38	27	0	13	20	0.7	9		
LAURENCE, Abbe	12	13	25	17	0	8	7	1.1	6	6	7	13	9	0	2	3	0.7	6		
HODGSON, Sera	9	12	21	25	1	4	13	0.3	6	6	3	9	6	0	3	4	0.8	3		
WHITE, Katie	0	1	1	3	0	1	2	0.5	2	0	0	0	0	0	0	0	0.0	0		
CASTILLO, Penelope	2	1	3	12	1	0	5	0.0	2	1	1	2	9	1	0	3	0.0	2		
MITTELSTADT, Lexi	0	9	9	0	0	3	5	0.6	3	0	5	5	0	0	3	3	1.0	3		
<b>Totals</b>	<b>298</b>	<b>747</b>	<b>1045</b>	<b>496</b>	<b>9</b>	<b>459</b>	<b>431</b>	<b>1.1</b>	<b>81</b>	<b>168</b>	<b>413</b>	<b>581</b>	<b>278</b>	<b>5</b>	<b>270</b>	<b>236</b>	<b>1.1</b>	<b>77</b>		
<b>Opponent</b>	<b>277</b>	<b>820</b>	<b>1097</b>	<b>377</b>	<b>5</b>	<b>347</b>	<b>520</b>	<b>0.7</b>	<b>108</b>	<b>149</b>	<b>412</b>	<b>561</b>	<b>208</b>	<b>1</b>	<b>177</b>	<b>310</b>	<b>0.6</b>	<b>67</b>		







# Women's Basketball 2021-22 Game-By-Game Stats



## 2021-22 Maine Women's Basketball Team Game-by-Game All games

Page 1/1  
as of Mar 13, 2023

Opponent	Date	Score		Total		3-Pointers		Free throws		Rebounds				PF	A	TO	BLK	STL	PTS	AVG
				FG-FGA	PCT	3FG-3FGA	PCT	FT-FTA	PCT	OFF	DEF	TOT	AVG							
at Nebraska	11/09/2021	50-108	L	21-53	.396	5-23	.217	3-7	.429	4	16	20	20.0	17	14	16	3	3	50	50.0
Providence	11/13/2021	61-66	Lot	23-69	.333	8-31	.258	7-10	.700	11	30	41	30.5	23	15	16	3	7	61	55.5
Delaware	11/15/2021	60-83	L	24-60	.400	3-14	.214	9-10	.900	7	25	32	31.0	16	15	13	2	4	60	57.0
at Yale	11/19/2021	47-44	W	19-51	.373	8-23	.348	1-9	.111	7	27	34	31.8	12	9	15	3	7	47	54.5
at Boston U.	11/21/2021	59-57	W	24-57	.421	7-22	.318	4-6	.667	7	26	33	32.0	17	11	17	0	7	59	55.4
at Army West Point	11/26/2021	81-87	Lot2	35-72	.486	7-28	.250	4-6	.667	6	33	39	33.2	21	22	17	8	12	81	59.7
at Princeton	11/28/2021	43-82	L	17-44	.386	3-19	.158	6-8	.750	3	19	22	31.6	17	6	21	2	3	43	57.3
Drexel	12/04/2021	33-57	L	13-54	.241	1-21	.048	6-13	.462	13	25	38	32.4	13	7	9	2	4	33	54.3
Rhode Island	12/12/2021	44-45	L	18-59	.305	5-26	.192	3-7	.429	13	25	38	33.0	9	14	14	2	10	44	53.1
Dartmouth	12/19/2021	65-53	W	23-60	.383	8-24	.333	11-20	.550	12	26	38	33.5	17	15	10	1	11	65	54.3
at Vermont	12/30/2021	64-58	W	25-55	.455	7-21	.333	7-10	.700	5	23	28	33.0	15	11	9	3	6	64	55.2
NJIT	01/02/2022	59-67	Lot	21-66	.318	5-18	.278	12-13	.923	18	17	35	33.2	25	12	14	3	10	59	55.5
at Hartford	01/05/2022	65-44	W	27-67	.403	9-28	.321	2-8	.250	14	29	43	33.9	13	17	13	1	11	65	56.2
Stony Brook	01/09/2022	44-63	L	16-55	.291	6-26	.231	6-9	.667	5	21	26	33.4	27	11	18	1	7	44	55.4
New Hampshire	01/13/2022	77-51	W	29-53	.547	15-24	.625	4-4	1.000	7	20	27	32.9	15	27	9	5	6	77	56.8
UMass Lowell	01/19/2022	55-60	L	24-59	.407	2-15	.133	5-7	.714	10	21	31	32.8	16	14	13	2	9	55	56.7
at New Hampshire	01/26/2022	53-45	W	17-49	.347	7-22	.318	12-17	.706	10	21	31	32.7	15	11	18	2	17	53	56.5
Vermont	01/30/2022	58-37	W	21-52	.404	6-15	.400	10-14	.714	8	31	39	33.1	16	14	14	3	13	58	56.6
at UMass Lowell	02/02/2022	58-36	W	23-53	.434	6-20	.300	6-8	.750	10	21	31	32.9	17	15	18	1	13	58	56.6
at Binghamton	02/04/2022	54-45	W	22-54	.407	4-18	.222	6-8	.750	8	30	38	33.2	10	12	12	3	6	54	56.5
at Binghamton	02/06/2022	48-46	W	18-49	.367	4-19	.211	8-14	.571	7	23	30	33.0	15	12	12	2	14	48	56.1
UAlbany	02/09/2022	64-55	W	27-48	.563	5-11	.455	5-5	1.000	5	20	25	32.7	13	16	13	2	6	64	56.5
at Stony Brook	02/12/2022	61-55	W	24-49	.490	7-22	.318	6-11	.545	9	30	39	33.0	17	16	18	4	5	61	56.7
Hartford	02/16/2022	71-56	W	26-62	.419	8-23	.348	11-12	.917	15	17	32	32.9	14	16	11	3	15	71	57.3
at NJIT	02/19/2022	77-43	W	30-62	.484	9-16	.563	8-10	.800	12	25	37	33.1	17	19	10	5	9	77	58.0
at UAlbany	02/23/2022	49-45	W	19-48	.396	5-16	.313	6-10	.600	8	17	25	32.8	13	8	14	3	16	49	57.7
UMBC	02/26/2022	70-59	W	30-55	.545	5-18	.278	5-5	1.000	7	24	31	32.7	11	20	11	2	4	70	58.1
UMBC	02/27/2022	71-47	W	26-55	.473	10-29	.345	9-13	.692	10	23	33	32.7	9	19	9	3	6	71	58.6
Hartford	03/05/2022	63-49	W	24-57	.421	4-21	.190	11-13	.846	12	24	36	32.8	11	17	14	2	10	63	58.8
NJIT	03/08/2022	72-48	W	29-63	.460	7-20	.350	7-8	.875	12	18	30	32.7	9	24	5	3	9	72	59.2
UAlbany	03/11/2022	47-56	L	18-53	.340	3-13	.231	8-13	.615	10	17	27	32.5	18	10	11	5	10	47	58.8
at Boston College	03/17/2022	44-69	L	18-63	.286	6-29	.207	2-3	.667	13	23	36	32.7	18	10	17	2	8	44	58.3
<b>Total</b>		<b>1867</b>		<b>731-1806</b>	<b>.405</b>	<b>195-675</b>	<b>.289</b>	<b>210-311</b>	<b>.675</b>	<b>298</b>	<b>747</b>	<b>1045</b>	<b>32.7</b>	<b>496</b>	<b>459</b>	<b>431</b>	<b>86</b>	<b>278</b>	<b>1867</b>	<b>58.3</b>
Opponents		1816		692-1657	.418	141-460	.307	291-442	.658	277	820	1097	34.3	377	347	520	93	178	1816	56.8

### Maine Averages

Games Played	Points/game	FG Pct	3FG Pct	FT Pct	Rebounds/game	Assists/game	Turnovers/game	Assist/Turnover ratio	Steals/game	Blocks/game
32	58.3	40.5	28.9	67.5	32.7	14.3	13.5	1.1	8.7	2.7



# Women's Basketball 2021-22 Opponent Stats



## 2021-22 Maine Women's Basketball Opponents Game-by-Game All games

Page 1/1  
as of Mar 13, 2023

Opponent	Date	Score		Total		3-Pointers		Free throws		Rebounds				PF	A	TO	BLK	STL	PTS	AVG
				FG-FGA	PCT	3FG-3FGA	PCT	FT-FTA	PCT	OFF	DEF	TOT	AVG							
at Nebraska	11/09/2021	50-108	L	41-67	.612	8-15	.533	18-22	.818	12	31	43	43.0	9	26	6	5	7	108	108.0
Providence	11/13/2021	61-66	Lot	27-63	.429	3-15	.200	9-18	.500	11	36	47	45.0	15	11	22	9	6	66	87.0
Delaware	11/15/2021	60-83	L	35-66	.530	4-14	.286	9-15	.600	9	30	39	43.0	14	17	11	5	5	83	85.7
at Yale	11/19/2021	47-44	W	18-54	.333	2-15	.133	6-10	.600	10	29	39	42.0	11	4	15	3	7	44	75.3
at Boston U.	11/21/2021	59-57	W	24-56	.429	3-10	.300	6-14	.429	13	27	40	41.6	12	6	22	3	7	57	71.6
at Army West Point	11/26/2021	81-87	Lot2	30-80	.375	11-34	.324	16-20	.800	17	32	49	42.8	12	16	19	4	8	87	74.2
at Princeton	11/28/2021	43-82	L	32-61	.525	3-10	.300	15-18	.833	10	25	35	41.7	11	10	6	2	12	82	75.3
Drexel	12/04/2021	33-57	L	24-54	.444	2-8	.250	7-10	.700	7	32	39	41.4	13	9	5	3	4	57	73.0
Rhode Island	12/12/2021	44-45	L	19-52	.365	3-13	.231	4-6	.667	8	31	39	41.1	12	7	15	3	3	45	69.9
Dartmouth	12/19/2021	65-53	W	17-45	.378	8-22	.364	11-18	.611	5	32	37	40.7	21	9	18	1	7	53	68.2
at Vermont	12/30/2021	64-58	W	25-56	.446	3-13	.231	5-10	.500	9	26	35	40.2	7	14	12	4	4	58	67.3
NJIT	01/02/2022	59-67	Lot	22-51	.431	7-18	.389	16-23	.696	13	27	40	40.2	14	13	19	3	6	67	67.3
at Hartford	01/05/2022	65-44	W	18-48	.375	5-22	.227	3-6	.500	3	28	31	39.5	10	10	20	1	4	44	65.5
Stony Brook	01/09/2022	44-63	L	20-53	.377	2-12	.167	21-28	.750	11	35	46	39.9	15	10	17	1	6	63	65.3
New Hampshire	01/13/2022	77-51	W	24-53	.453	0-5	.000	3-8	.375	14	17	31	39.3	9	10	14	1	4	51	64.3
UMass Lowell	01/19/2022	55-60	L	21-46	.457	6-18	.333	12-18	.667	8	23	31	38.8	10	14	19	1	5	60	64.1
at New Hampshire	01/26/2022	53-45	W	16-45	.356	2-8	.250	11-12	.917	8	25	33	38.5	16	7	23	0	8	45	62.9
Vermont	01/30/2022	58-37	W	12-50	.240	2-14	.143	11-15	.733	8	25	33	38.2	14	8	17	5	7	37	61.5
at UMass Lowell	02/02/2022	58-36	W	13-39	.333	4-12	.333	6-16	.375	5	17	22	37.3	10	5	24	3	2	36	60.2
at Binghamton	02/04/2022	54-45	W	18-49	.367	4-11	.364	5-9	.556	4	24	28	36.9	9	9	14	6	6	45	59.4
at Binghamton	02/06/2022	48-46	W	17-42	.405	2-9	.222	10-15	.667	5	27	32	36.6	12	6	17	3	5	46	58.8
UAlbany	02/09/2022	64-55	W	21-51	.412	5-14	.357	8-13	.615	12	16	28	36.2	9	11	12	2	8	55	58.6
at Stony Brook	02/12/2022	61-55	W	19-54	.352	4-15	.267	13-18	.722	7	18	25	35.7	11	6	11	1	8	55	58.4
Hartford	02/16/2022	71-56	W	21-44	.477	6-16	.375	8-12	.667	9	22	31	35.5	13	14	22	2	2	56	58.3
at NJIT	02/19/2022	77-43	W	14-46	.304	5-19	.263	10-17	.588	11	21	32	35.4	15	5	20	6	3	43	57.7
at UAlbany	02/23/2022	49-45	W	19-49	.388	5-15	.333	2-3	.667	12	22	34	35.3	10	10	22	3	7	45	57.2
UMBC	02/26/2022	70-59	W	23-49	.469	7-16	.438	6-8	.750	4	18	22	34.9	13	14	12	1	3	59	57.3
UMBC	02/27/2022	71-47	W	20-49	.408	1-13	.077	6-7	.857	6	21	27	34.6	11	11	15	0	4	47	56.9
Hartford	03/05/2022	63-49	W	18-47	.383	6-14	.429	7-8	.875	5	22	27	34.3	13	13	20	1	6	49	56.7
NJIT	03/08/2022	72-48	W	20-43	.465	6-12	.500	2-4	.500	5	22	27	34.1	7	17	19	4	0	48	56.4
UAlbany	03/11/2022	47-56	L	17-41	.415	8-14	.571	14-20	.700	7	27	34	34.1	14	12	18	1	5	56	56.4
at Boston College	03/17/2022	44-69	L	27-54	.500	4-14	.286	11-21	.524	9	32	41	34.3	5	13	14	6	9	69	56.8
<b>Total</b>		<b>1816</b>		<b>692-1657</b>	<b>.418</b>	<b>141-460</b>	<b>.307</b>	<b>291-442</b>	<b>.658</b>	<b>277</b>	<b>820</b>	<b>1097</b>	<b>34.3</b>	<b>377</b>	<b>347</b>	<b>520</b>	<b>93</b>	<b>178</b>	<b>1816</b>	<b>56.8</b>
Maine		1867		731-1806	.405	195-675	.289	210-311	.675	298	747	1045	32.7	496	459	431	86	278	1867	58.3

### Opponents Averages

Games Played	Points/game	FG Pct	3FG Pct	FT Pct	Rebounds/game	Assists/game	Turnovers/game	Assist/Turnover ratio	Steals/game	Blocks/game
32	56.8	41.8	30.7	65.8	34.3	10.8	16.3	0.7	5.6	2.9





# Women's Basketball 2021-22 Season/Career Stats



## 2021-22 Maine Women's Basketball Season/Career Statistics All games

Page 1/1  
as of Mar 13, 2023

### Summary

Player	Season Statistics										Career Statistics									
	GP-GS	MIN/G	FG%	3FG%	FT%	R/G	A/G	STL	BLK	PTS/G	GP-GS	MIN/G	FG%	3FG%	FT%	R/G	A/G	STL	BLK	PTS/G
BORNEMANN, Caroline	32-30	29.3	.446	.364	.737	4.2	0.7	37	13	8.2	72-60	27.8	.402	.320	.684	4.3	0.9	64	26	7.5
CARROLL, Maeve	32-32	31.9	.422	.000	.672	8.6	3.4	50	38	10.9	137-84	22.7	.463	.000	.739	5.7	2.1	134	81	7.3
CASTILLO, Penelope	14-0	4.6	.375	.000	.000	0.2	0.0	1	0	0.4	14-0	4.6	.375	.000	.000	0.2	0.0	1	0	0.4
GALLEGO, Paula	30-20	17.2	.415	.242	.700	2.4	0.8	19	4	3.1	60-47	21.1	.438	.291	.696	2.6	1.4	41	16	3.8
HODGSON, Sera	25-7	11.3	.227	.235	1.000	0.8	0.2	6	0	1.2	55-36	18.5	.294	.301	.806	1.4	0.4	28	4	3.0
LAURENCE, Abbe	12-4	10.6	.360	.000	.400	2.1	0.7	5	10	1.8	70-10	9.9	.461	.000	.488	1.9	0.9	26	43	1.8
MITTELSTADT, Lexi	19-0	3.6	.375	.286	.000	0.5	0.2	2	1	0.4	24-0	3.2	.333	.250	.000	0.4	0.1	2	1	0.3
OROIS, Alba	32-32	37.9	.461	.270	.629	2.8	5.8	40	3	9.9	52-32	29.5	.451	.252	.622	2.2	3.9	52	3	7.5
ROCKWOOD, Olivia	32-0	18.5	.336	.286	.889	0.9	0.5	18	2	4.1	75-18	19.5	.348	.319	.720	1.1	0.7	46	5	4.6
SIMON, Anne	32-32	35.7	.416	.308	.677	5.0	2.0	88	5	16.0	97-92	33.5	.438	.300	.738	5.0	2.1	198	17	14.0
SMITH, Adrianna	30-0	7.1	.408	.000	.667	2.0	0.5	10	10	2.1	60-30	17.7	.485	.182	.735	5.8	2.0	45	26	10.0
WHITE, Katie	4-0	3.1	.250	.000	.000	0.3	0.3	0	0	0.5	13-0	2.8	.333	.000	.000	0.3	0.3	0	1	0.3
WILBORN, Bailey	25-3	12.6	.224	.233	.833	0.6	0.2	2	0	2.8	34-3	11.1	.241	.250	.800	0.5	0.2	3	0	2.6

### Scoring

Player	Season Statistics								Career Statistics							
	FG-FGA	FG%	3FG-3FGA	3FG%	FT-FTA	FT%	PTS	PTS/G	FG-FGA	FG%	3FG-3FGA	3FG%	FT-FTA	FT%	PTS	PTS/G
BORNEMANN, Caroline	95-213	.446	44-121	.364	28-38	.737	262	8.2	201-500	.402	85-266	.320	54-79	.684	541	7.5
CARROLL, Maeve	154-365	.422	0-2	.000	41-61	.672	349	10.9	425-917	.463	0-3	.000	150-203	.739	1000	7.3
CASTILLO, Penelope	3-8	.375	0-3	.000	0-0	.000	6	0.4	3-8	.375	0-3	.000	0-0	.000	6	0.4
GALLEGO, Paula	39-94	.415	8-33	.242	7-10	.700	93	3.1	95-217	.438	23-79	.291	16-23	.696	229	3.8
HODGSON, Sera	10-44	.227	8-34	.235	2-2	1.000	30	1.2	52-177	.294	37-123	.301	25-31	.806	166	3.0
LAURENCE, Abbe	9-25	.360	0-0	.000	4-10	.400	22	1.8	53-115	.461	0-1	.000	21-43	.488	127	1.8
MITTELSTADT, Lexi	3-8	.375	2-7	.286	0-0	.000	8	0.4	3-9	.333	2-8	.250	0-0	.000	8	0.3
OROIS, Alba	125-271	.461	24-89	.270	44-70	.629	318	9.9	153-339	.451	28-111	.252	56-90	.622	390	7.5
ROCKWOOD, Olivia	45-134	.336	32-112	.286	8-9	.889	130	4.1	119-342	.348	88-276	.319	18-25	.720	344	4.6
SIMON, Anne	196-471	.416	56-182	.308	65-96	.677	513	16.0	516-1179	.438	125-417	.300	200-271	.738	1357	14.0
SMITH, Adrianna	29-71	.408	0-2	.000	6-9	.667	64	2.1	249-513	.485	2-11	.182	100-136	.735	600	10.0
WHITE, Katie	1-4	.250	0-0	.000	0-0	.000	2	0.5	2-6	.333	0-0	.000	0-0	.000	4	0.3
WILBORN, Bailey	22-98	.224	21-90	.233	5-6	.833	70	2.8	27-112	.241	26-104	.250	8-10	.800	88	2.6

### Totals

Player	Season Statistics									Career Statistics								
	O-REB	D-REB	TOTAL	PF	FO	A	TO	A/TO	O-REB	D-REB	TOTAL	PF	FO	A	TO	A/TO		
BORNEMANN, Caroline	24	110	134	63	0	23	46	0.5	60	252	312	130	0	64	112	0.6		
CARROLL, Maeve	91	184	275	88	4	109	73	1.5	258	525	783	334	16	291	214	1.4		
CASTILLO, Penelope	2	1	3	12	1	0	5	0.0	2	1	3	12	1	0	5	0.0		
GALLEGO, Paula	23	48	71	40	1	25	23	1.1	31	122	153	88	1	84	84	1.0		
HODGSON, Sera	9	12	21	25	1	4	13	0.3	33	42	75	101	1	24	60	0.4		
LAURENCE, Abbe	12	13	25	17	0	8	7	1.1	58	78	136	107	1	66	73	0.9		
MITTELSTADT, Lexi	0	9	9	0	0	3	5	0.6	0	9	9	0	0	3	6	0.5		
OROIS, Alba	10	81	91	75	0	185	116	1.6	19	93	112	107	0	201	149	1.3		
ROCKWOOD, Olivia	5	23	28	32	0	17	16	1.1	16	69	85	76	0	50	53	0.9		
SIMON, Anne	36	125	161	76	1	63	67	0.9	118	365	483	232	6	200	228	0.9		
SMITH, Adrianna	20	39	59	47	1	16	27	0.6	123	222	345	126	1	120	90	1.3		
WHITE, Katie	0	1	1	3	0	1	2	0.5	1	3	4	8	0	4	6	0.7		
WILBORN, Bailey	1	14	15	18	0	5	9	0.6	1	17	18	22	0	6	14	0.4		



# UMAINE OVERVIEW

**U**niversity of Maine was established in Orono in 1865 under the provisions of the Morrill Act. As Maine's land grant, sea grant and space grant institution with a statewide mission of teaching, research and community engagement, the university extends the resources of its learning community to address the educational, economic, cultural and social needs of Maine.

UMaine provides high-quality education that utilizes practices grounded in how people best learn. The university conducts research and scholarship that are critically evaluated within the disciplines, and often lead to national and international recognition. In its economic development initiatives and outreach, UMaine is connected to and supportive of the people and the enterprises of the state. As part of the UMaine experience, students are involved in real-world enterprises that inform their academic work and provide growth opportunities.

The university's significant strengths in education and research include advanced materials for infrastructure and energy, climate change, engineering, forestry and the environment, marine sciences and STEM education.

UMaine is one of the nation's major public institutions of higher education, and the state's center for research and graduate education. Maine's flagship university enrolls more than 11,700 undergraduate and graduate students from across the U.S. and more than 75 countries. The University of Maine offers more than 90 undergraduate majors and academic programs, and more than 100 degree programs through which students can earn master's or doctoral degrees or graduate certificates. The research and scholarship of UMaine faculty members and graduate students greatly enrich the undergraduate experience. As a research university, UMaine offers undergraduates opportunities to be active participants in research, working with the university's world-class scholars.

The university has the state's largest mix of nationally and internationally recognized faculty, researchers and scholars, representing some of the most respected minds in their fields. Among the state's public universities, UMaine awards 39% of all four-year degrees, 44% of all master's degrees, and 87% of Maine's Ph.D.s and Ed.D.s. Our graduates join approximately 110,000 alumni worldwide.

The University of Maine has the Maine Business School and five colleges — College of Engineering; College of Natural Sciences, Forestry, and Agriculture; College of Education and Human Development; and College of Liberal Arts and Sciences. UMaine's Honors College offers one of the oldest programs of its kind in the country.

The university's commitment to lifelong learning goes beyond its academic degree programs to include its statewide outreach through University of Maine Cooperative Extension and other public service programs and departments, its involvement in public schools, and its accessibility through continuing education opportunities.

The University of Maine conducts nationally and internationally recognized research, and is in partnership with the private and public sectors to stimulate and support the state's economic growth and development. The university makes an impact on Maine's quality of life through basic and applied research in venues from the Gulf of Maine and Maine's forestlands to the high-tech laboratories. The university also is the home of Maine's largest library and the Versant Power Astronomy Center, with the state's largest and most technologically advanced planetarium, and the second largest research observatory.

The University of Maine is accredited by the New England Commission of Higher Education (NECHE), the oldest regional accrediting association in the United States.











# BLACK BEAR POINTS OF PRIDE



- UMaine has won two NCAA Division I National Championships in men's ice hockey in addition to 18 NCAA appearances and 11 Frozen Four appearances.
- Alford Arena recognized as the college hockey rink with the "Best Atmosphere" by the Wall Street Journal (2011).
- Two Hobey Baker Award winners from UMaine (Scott Pellerin and Paul Kariya) were recognized as the top NCAA men's ice hockey player.
- Paul Kariya was inducted into the prestigious Hockey Hall of Fame as a member of the 2017 class. Kariya's #9 jersey will be retired in Anaheim during the 2018-19 season.
- 52 former Black Bears have played or currently play in the NHL. Jim Montgomery is the head coach of the Dallas Stars.
- In 2018, UMaine football won the CAA title before advance to the FCS National Semifinals; further than any UMaine football team has advanced in history.
- UMaine baseball has seven College World Series appearances and 16 NCAA regional appearances. Baseball has won seven conference titles, including the 2011 championship.
- UMaine baseball has had seven major league players in addition to coaches Brian Butterfield and Carl "Stump" Merrill.
- UMaine women's basketball has won 15 conference titles and made nine NCAA Tournament appearances, including the America East Championship in 2019 and the NCAA Tournament. Four All-Americans have combined for 14 All American honors.
- UMaine football has won 12 conference titles and made seven NCAA Tournament appearances, including four NCAA Final Eight appearances in the last 11 years. Maine played in the 1965 Tangerine Bowl.
- UMaine football has had 60 players in NFL camps. There currently are four players listed on NFL rosters. UMaine football has produced 47 All-Americans (2019).
- Black Bear alumnus John Huard '67, was inducted into the College Football Hall of Fame.
- Three Black Bears have played in the Super Bowl. Trevor Bates was a member of the Super Bowl Champion New England Patriots practice squad (2017).
- UMaine softball has won four conference titles and made UMaine's first NCAA appearance by a women's team in 1994.
- Former UMaine men's basketball player Rick Carlisle led the Dallas Mavericks to a 2011 NBA Championship win, and Jim Boylen is the head coach for the Chicago Bulls.
- UMaine field hockey received its highest national ranking in 2011 when it was ranked 10th in the nation.
- Track and field great Viktoria Rybalko competed in the 2008 Summer Olympics.
- Former track and field standout Jessie Labreck competed in the national finals of "American Ninja Warrior."
- UMaine track has garnered three All-America honors in the last few years. In 2019, James Olivier won the 800m title at the USATF U20 National Championships and went on to compete at the U20 Pan American Games.
- Current UMaine Women's Basketball head coach Amy Vachon (2016) and former football coach Jack Cosgrove (2014) were each enshrined into the Maine Sports Hall of Fame.