

MEDIA GUIDE



2023
TOLEDO FOOTBALL



2022 MAC CHAMPIONS

TOLEDO FOOTBALL



2023 TOLEDO FOOTBALL SCHEDULE

Date	Opponent	Time
Sept. 2	at Illinois (Big Ten Network)	7:30 p.m.
Sept. 9	TEXAS SOUTHERN (ESPN+)	3:30 p.m.
Sept. 16	SAN JOSE STATE (ESPN+)	7:00 p.m.
Sept. 23	WESTERN MICHIGAN*	TBA
Sept. 30	NORTHERN ILLINOIS* (HC)	3:30 p.m.
Oct. 7	at UMass	1:00 p.m.
Oct. 14	at Ball State*	TBA
Oct. 21	at Miami*	TBA
Oct. 31	BUFFALO* (ESPN2/ESPNU)	TBA
Nov. 8	EASTERN MICHIGAN* (ESPN2/U/CBSSN)	TBA
Nov. 14	at Bowling Green* (ESPN2/U/CBSSN)	7:00 p.m.
Nov. 24	at Central Michigan* (ESPNU/CBSSN)	Noon
Dec. 2	MAC Championship Game# (ESPN)	Noon

HOME GAMES IN BOLD CAPS

HC- Homecoming Game






Schedule subject to change.

All times are ET

* Mid-American Conference Game

West Division champion vs. East Division champion, Ford Field, Detroit, Mich.

FOLLOW THE ROCKETS

-  Website UTRockets.com
-  Twitter [@ToledoFB](https://twitter.com/ToledoFB)
[@CoachCandle](https://twitter.com/CoachCandle)
[@UTPaulHelgren](https://twitter.com/UTPaulHelgren)
-  Facebook [ToledoFootball](https://www.facebook.com/ToledoFootball)
-  Instagram [ToledoFootball](https://www.instagram.com/ToledoFootball)
-  Threads [ToledoFootball](https://www.threads.net/@ToledoFootball)





THE COACHING STAFF (37-59)

Head Coach Jason Candle.....37-45
 Assistant Coaches.....46-55
 Support Staff.....56-58

PLAYER PROFILES (59-101)

Returning Players60-93
 Newcomers 94-101

2022 IN REVIEW (102-132)

Game-By-Game Reviews 103-116
 Results and Statistics..... 117-131
 Starters 132

ROCKET HISTORY (133-198)

105 Years of Excellence..... 133-134
 Rocket Football Timeline 135-140
 35 Wins In A Row! 141
 All-Century Team 142
 College Football Hall of Fame 143
 History of the Glass Bowl 144-147
 Rocket All-Americans..... 148-149
 Rocket All-MAC Honorees 150-155
 Postseason Honors 156-157
 Heisman Votes/Retired Jersey Numbers..... 158
 Academic Honors/Academic All-MAC 159-162
 All-time Letterwinners..... 163-170
 Team Awards..... 171-176
 Team Captains 177-179
 All-Time Coaching Greats 180-182
 Assistant Coaches All-Time List 183-187
 Rockets In the NFL 188-190
 Rockets In CFL/USFL/WFL/XFL 191
 Rockets in the NFL Draft 192-193
 Toledo’s Bowl Appearances 194-198

WE ARE THE ROCKETS! (2-21)

2023 Schedule/Social Media.....2
 Quick Facts/Future Schedules5
 106 Years of Rocket Football.....6
 Great Rocket Victories.....7
 Rocket All-Americans.....8
 Rockets in the NFL.....9
 Rockets on National TV 10
 Rockets in the Community 11
 Victory Day! 12
 Rocket Academics..... 13
 The Glass Bowl.....14-15
 Larimer Athletic Complex.....16-17
 Fetterman Training Center 18
 The University of Toledo Campus..... 19
 2022-23: Proud to be a Rocket! 20
 The Mid-American Conference 21

2023 SEASON OUTLOOK (22-36)

Season Outlook Story22-25
 Rocket Notebook.....26-28
 Alphabetical Roster29-30
 Numerical Roster31-32
 Geographical Roster..... 33
 Roster by Class..... 34
 Returnng Letterwinners..... 35
 Returning Starters/Pronunciation Guide..... 36





THE RECORD BOOK (199-253)

All-Time Record by Season.....	200-201
All-Time Coaching Records.....	2002-204
Year-By-Year Scores.....	205-215
All-time Record/Polls.....	216
Streaks/Comebacks	217
Attendance Records.....	218-219
Team Records.....	220-223
Individual Records	224-236
Individual Records by UT Opponents	237
When Was the Last Time?	238-239
Glass Bowl Records/ Homecoming Results.....	240
Annual Statistical Leaders	241-249
MAC Championship Game.....	250
Toledo Record vs. Opponents and Conferences	251-253

Credits: The 2023 Toledo Football Guide was written and edited by Paul Helgren. Editorial assistance by Pershelle Rohrer. Cover Design: Jacob Tracy. Inside Photographs: Daniel Miller, Ross Achter, Bree Bee, Haley Boehm. Thanks to NFL teams for additional photographs.

The University of Toledo is committed to a policy of equal opportunity in education, employment, membership and contracts, and no differentiation will be made based on race, color, religion, sex, age, national origin, sexual orientation, veteran status or the presence of a disability. The university will take affirmative action as required by state or federal law.

THE UNIVERSITY/MEDIA INFORMATION (254-274)

University History and Traditions	255-257
Athletic Traditions	258-264
President Gregory Postel	265
Vice President and Athletic Director Bryan B. Blair.....	266-267
Student-Athlete Academic Services.....	268
NCAA Compliance.....	269
Sports Medicine	270
Strength and Conditioning.....	271
Media Information	272-274
Website/Social Media	IBC

University of Toledo Mission Statement

"The mission of The University of Toledo is to improve the human condition; to advance knowledge through excellence in learning, discovery and engagement; and to serve as a diverse, student-centered public metropolitan research university."

The Mission Statement of the Intercollegiate Athletics Department

"The University of Toledo Department of Intercollegiate Athletics is committed to providing a broad-based athletes program for men and women that strives for academic and competitive excellence at conference, regional and national levels."





UNIVERSITY INFORMATION

Location: Toledo, Ohio 43606-3390
Population: 276,491 (city); 608,145 (metro)
Founded: 1872
Enrollment: 14,363
Conference: Mid-American (West Division)
Nickname: Rockets
Colors: Midnight Blue and Gold
Mascot: Rocky the Rocket
Stadium (built): Glass Bowl (1937)
Stadium Capacity/Surface: 26,038/Field Turf
Ticket Office Phone: (419) 530-GOLD
President: Dr. Gregory Postel
Vice President and Athletic Director: Bryan B. Blair
Faculty Representative: Kimberly Nigem

COACHING STAFF

- Jason Candle - Head Coach (Mount Union '03) - FIELD (54-32 in seven years at Toledo, same overall)
- Vince Kehres - Defensive Coordinator/ LBs (Mount Union '98) - BOOTH
- Nate Cole - Running Backs (Toledo '11) - FIELD
- RJ Fleming - Wide Receivers (Arkansas State '14) - FIELD
- Mike Hallett - Co-Offensive Coordinator/Offensive Line (Mount Union '94)- BOOTH
- Frank Okam - Defensive Line (Texas '07) - FIELD
- Corey Parker - Cornerbacks (Eastern Michigan '05) - FIELD
- Mark Staten - Tight Ends/Offensive Tackles (Miami-Ohio '01) - FIELD
- Ross Watson - Co-Defensive Coordinator/Safeties (Mount Union '05) - FIELD
- Stanton Weber - Special Teams Coordinator (Kansas State '15) - FIELD
- Robert Weiner - Co-Offensive Coordinator/QBs (Boston College '87) - BOOTH
- Brad Bichey - Strength and Conditioning (West Liberty St. '08)

FOOTBALL INFORMATION

2022 Record: 9-5
2022 MAC Record: 5-3
2022 Home Record: 5-1
2022 Road Record: 3-4
2022 Neutral Site Record: 1-0
2022 Letterwinners Returning: 47 (23 off., 23 def., 1 specialist)
2022 Letterwinners Lost: 16 (6 off., 7 def., 3 spec.)
2022 Starters Returning: 16 (9 off., 7 def.)
2022 Starters Lost: 8 (4 off., 4 def.)

TOLEDO ATHLETIC COMMUNICATIONS

Associate AD/Primary Football Contact: Paul Helgren
E-Mail: paul.helgren@utoledo.edu
Office Phone: (419) 530-4918
Mobile Phone: (419) 262-3861
Secondary Football Contact: Chris Cullum
E-Mail: christopher.cullum@utoledo.edu
Office Phone: (419) 530-4913
Mobile Phone Number: (630) 220-4147
Press Box Phone Number: (419) 530-3732
Internet Address: www.utrockets.com

2022 TOLEDO FOOTBALL RESULTS

Record: 9-5, 5-3 MAC

Date	Opponent	Result
Sept. 1	LIU (ESPN3)	W, 37-0
Sept. 10	UMASS (ESPN+)	W, 55-10
Sept. 17	at #3 Ohio State (FOX)	L, 77-21
Sept. 24	at San Diego State (FS1)	L, 17-14
Oct. 1	C. MICHIGAN* (HC) (NFL Net.)	W, 38-17
Oct. 8	at Northern Illinois* (ESPN+)	W, 52-32
Oct. 15	KENT STATE* (ESPN+)	W, 52-31
Oct. 22	at Buffalo* (ESPN+)	L, 34-27
Oct. 29	at Eastern Michigan* (ESPN+)	W, 27-24
Nov. 8	BALL STATE* (ESPN)	W, 28-21
Nov. 15	BOWLING GREEN* (ESPN)	L, 42-35
Nov. 25	at W. Michigan* (ESPN)	L, 20-14
Dec. 3	Ohio (ESPN)#	W, 17-7
Dec. 20	Liberty (ESPN)&	W, 21-19

MAC Championship Game at Ford Field, Detroit, Mich.
 & Roofclaim.com Boca Raton Bowl, Boca Raton, Fla.

2022 MAC Standings

West Division

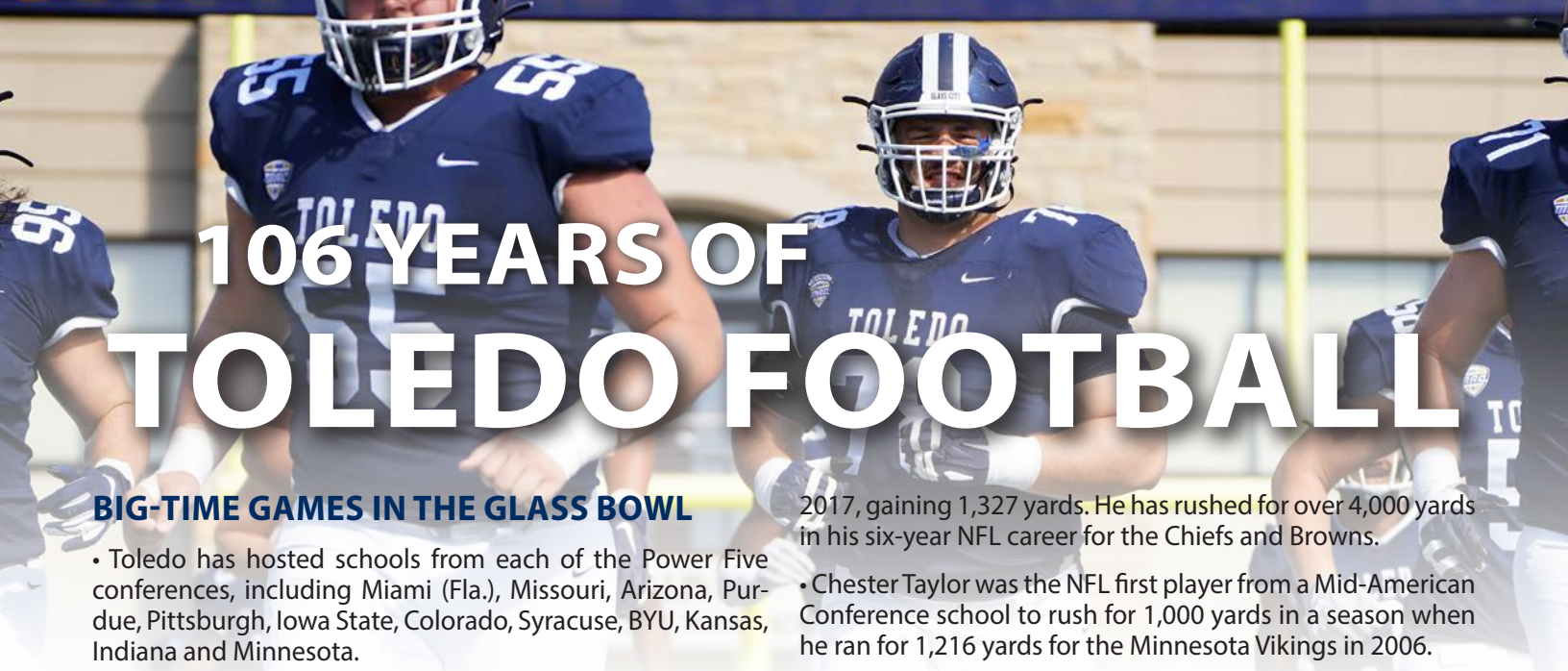
Team	MAC	ALL
Toledo*	5-3	9-5
Eastern Michigan	5-3	9-4
Western Michigan	4-4	5-7
Ball State	3-5	5-7
Central Michigan	3-5	4-8
Northern Illinois	2-6	3-9

East Division

Team	MAC	ALL
Ohio	7-1	10-4
Buffalo	5-3	7-6
Bowling Green	5-3	6-7
Kent State	4-4	5-7
Miami	4-4	6-7
Akron	1-7	2-10

* MAC Champion





106 YEARS OF TOLEDO FOOTBALL

BIG-TIME GAMES IN THE GLASS BOWL

- Toledo has hosted schools from each of the Power Five conferences, including Miami (Fla.), Missouri, Arizona, Purdue, Pittsburgh, Iowa State, Colorado, Syracuse, BYU, Kansas, Indiana and Minnesota.
- Toledo will **host an SEC school (Kentucky)** in 2028.

NATIONAL TELEVISION

- All of Toledo's games will be televised nationally or streamed on ESPN3/ESPN+ in 2023.
- The Rockets appeared on national TV a school-record nine times in 2022, 17 times in the last two seasons and 107 times since 2006.
- More than **6.1 million viewers** watched the Rockets play in 2022, including nearly 3.1 million in Toledo's in a national TV game vs. Ohio State on Fox.

ROCKETS IN THE NFL

- Toledo has **13** former players on 2023 NFL rosters.
- Nine Rockets have been selected in the NFL Draft since 2017, most recently defensive Desjuan Johnson (LA Rams) as the final pick of the seventh round of the 2023 draft.
- Safety Tycen Anderson (Cincinnati) and cornerback Samuel Womack (San Francisco) were each selected in the fifth round in the 2022 NFL Draft.
- Wide receiver Diontae Johnson was a third-round selection by Pittsburgh in the 2019 NFL Draft. Johnson has caught 340 passes in his four years in the NFL and was named to the 2021 All-Pro Team.
- Kareem Hunt was drafted in the third round of the 2017 NFL Draft and led the NFL in rushing as a rookie for Kansas City in

2017, gaining 1,327 yards. He has rushed for over 4,000 yards in his six-year NFL career for the Chiefs and Browns.

- Chester Taylor was the NFL first player from a Mid-American Conference school to rush for 1,000 yards in a season when he ran for 1,216 yards for the Minnesota Vikings in 2006.

BOWL GAMES

- Toledo defeated Liberty in the 2022 Roofclaim.com Boca Raton Bowl, 21-19.
- Toledo has appeared in 20 bowl games, 14 in the last 21 years, and has an 12-8 overall record in bowl games.

NATIONAL IMPACT

- The Rockets have had 39 All-Americans, most recently cornerback Quniyon Mitchell and defensive tackle Desjuan Johnson in 2022.
- Toledo has been ranked in the Top 25 in nine different seasons, most recently a No. 19 ranking in 2015.
- The Rockets have won 12 MAC Championships and won or shared 12 MAC West Division titles.
- The Rockets had a 35-game winning streak from 1969-71, the second-longest in NCAA-FBS college football history behind Oklahoma's 47-game streak from 1953-57.
- Chuck Ealey, the quarterback who engineered the 35-game winning streak, finished eighth in the Heisman voting in 1971.

SHOT DOWN BY THE ROCKETS!

- The Rockets have defeated teams from the Big Ten (Michigan, Penn State, Purdue, Minnesota), SEC (No. 18 Arkansas) and the Big 12 (Iowa State, Colorado, Kansas).
- The Rockets are the only school in the country to be undefeated against both Michigan and Penn State.





Toledo's defense dominated Ohio in the 2022 MAC Championship Game, 17-7.

GREAT ROCKET VICTORIES

BIG ROCKET VICTORIES IN THE 21ST CENTURY

- 2022: Toledo 17, Ohio 7
(MAC Championship)
Toledo 21, Liberty 19
(Roofclaim.com Boca Raton Bowl)
- 2019: Toledo 28, BYU 21
- 2017: Toledo 45, Akron 28
(MAC Championship)
- 2015: Toledo 16, #18 Arkansas 12
Toledo 30, Iowa State 23 (ZOT)
Toledo 32, #24 Temple 17
(Marmot Boca Raton Bowl)
- 2014: Toledo 66, Arkansas State 44
(GoDaddy Bowl)

- 2013: Toledo 45, Navy 44 (ZOT)
- 2012: Toledo 29, #18 Cincinnati 23
- 2011: Toledo 42, Air Force 41
(Military Bowl)
- 2010: Toledo 31, Purdue 20
- 2009: Toledo 54, Colorado 38
- 2008: Toledo 13, Michigan 10
- 2007: Toledo 36, Iowa State 35

- 2006: Toledo 37, Kansas 31 (ZOT)
- 2005: Toledo 45, UTEP 13 (GMAC Bowl)
- 2004: Toledo 35, Miami 27 (MAC Championship)
- 2003: Toledo 35, #9 Pittsburgh 31
- 2001: Toledo 38, Minnesota 7
Toledo 23, Cincinnati 16
(Motor City Bowl)
- 2000: Toledo 24, Penn State 6




2015: Orion Jones (97) and DeJuan Rogers celebrate Toledo's 16-12 victory over No. 18 Arkansas.



2000: Toledo dominated Penn State, 24-6.



2003: The Rockets upset No. 9 Pitt at the Glass Bowl, 35-31.



2008: Aaron Opelt and the Rockets took home a 13-10 win over Michigan in the Big House.





ROCKET ALL-AMERICANS

Cornerback Quinyon Mitchell made Walter Camp's second-team All-America Team in 2022.

First/Second/Third Team All-Americans

- **Tom Beutler, LB:** 1st-team - Central Press, 2nd-team - NEA; Honorable mention - AP (1967).
- **Dan Bukovich, OL/LB:** 1st-team - AP (1938).
- **Myron "Mike" Carman, C/LB:** 2nd-team - Williamson (1947).
- **Chuck Ealey, QB:** 1st-team - Football News; 2nd-team - UPI; Third-team - AP (1971).
- **DeJuan Goulde, DL:** 3rd-team - Football News (2000).
- **John Greco, OL:** 3rd-team - Rivals.com (2007).
- **Curtis Johnson, CB:** 1st-team - NEA; 2nd-team - AP, Central Press (1969).
- **Mel Long, DL:** 1st-team - NEA, 2nd-team - AP (1970); 1st-team - AP, UPI, NEA, FWA (1971).
- **Mike Kennedy, S:** 2nd-team - NEA (1981).
- **Brett Kern, P:** 3rd-team - AP, Rivals.com (2007).
- **Greg Mancz, OL:** 2nd-Team - FWA (2014).
- **Harold McGuire, S:** 3rd-team - AP (1986)
- **Quinyon Mitchell, CB:** 2nd-team - Walter Camp, Phil Steele, Pro Football Focus; 3rd-team - AP (2022).
- **Eric Page, WR>Returns:** Honorable mention - SI.com (2009); 1st-team - Sporting News, Walter Camp, 2nd-team - SI.com (2010); Honorable mention - SI.com (2011).
- **Michael Roberts, TE:** 1st-Team - FWA (2016).
- **Gene Swick, QB:** 1st-team - UPI; 3rd-team - AP (1975).
- **Wasean Tait, RB:** - 3rd-team - AP, 2nd-team - UPI (1995).
- **Chester Taylor, RB:** Honorable mention - Football News (2000); 2nd-team - ABC Sports Online; 3rd-team - AP, 4th-

- team - Sporting News, honorable mention - CNN/SI (2001).
- **Colin Westrich, OL:** 3rd-team - Sporting News (1999).

Honorable Mention All-Americans

- **Al Baker, TE:** Honorable mention - AP (1971).
- **John Brown, OL:** Honorable mention - AP (1967).
- **Ken Crots, PK:** Honorable mention - AP (1967).
- **Paul Elzey, LB:** Honorable mention - AP (1967).
- **Don Fair, WR:** Honorable mention - AP (1971).
- **John Flynn, DB:** Honorable mention - AP (1967).
- **Bruce Gradkowski, QB:** Honorable mention - SI.com (2004).
- **Ray Hayes, DL:** Honorable mention - AP (1967).
- **Gary Hinkson, S:** Honorable mention - AP (1971).
- **Desjuan Johnson, DT:** Honorable Mention - Pro Football Focus (2022)
- **Tony Lee, PK:** Honorable mention - AP (1982).
- **Pete Kramer, WR:** Honorable mention - AP (1967).
- **Lance Moore, WR>Returns:** Honorable mention - SI.com (2004).
- **Roland Moss, RB:** Honorable mention - AP (1967).
- **John Niezgoda, LB:** Honorable mention - AP (1971).
- **Bob Rose, DL:** Honorable mention - AP (1971).
- **Steve Rosi, TE:** Honorable mention - UPI (1995).
- **John Schneider, QB:** Honorable mention - AP (1967).
- **Mel Tucker, DL:** Honorable mention - AP (1967).
- **Don Wyper, OL:** Honorable mention - AP (1967).





Diontae Johnson has caught 193 passes for Pittsburgh over the past two seasons and was named to the Pro Bowl in 2021.



ROCKETS IN THE

Rockets on 2023 NFL Rosters

- TYCEN ANDERSON, S - Cincinnati
- REGGIE GILLIAM, FB - Buffalo
- VITALIY GURMAN, OL - Las Vegas
- KA'DAR HOLLMAN, CB - Houston
- DESJUAN JOHNSON, DT - LA Rams
- DIONTAE JOHNSON, WR - Pittsburgh
- DYONTAE JOHNSON, LB - NY Giants
- BRYANT KOBACK, RB - Seattle
- GREG MANCZ, C - Buffalo
- STORM NORTON, OL - New Orleans
- CODY THOMPSON, WR - Seattle
- SAMUEL WOMACK, CB - San Francisco
- LOGAN WOODSIDE, QB - Atlanta

Players on active or reserve rosters as of July 1, 2023



Kareem Hunt has rushed for 4,025 yards and caught 211 passes in his six-year career with Kansas City and Cleveland.

Rockets in Recent NFL Drafts

2023

7th Round - Desjuan Johnson, DT, LA Rams

2022

5th Round - Tycen Anderson, S, Cincinnati

5th Round - Samuel Womack, CB, San Francisco

2019

3rd Round - Diontae Johnson, WR, Pittsburgh

6th Round - Ka'dar Hollman, CB, Green Bay

2018

7th Round - Logan Woodside, QB, Cincinnati

2017

3rd Round - Kareem Hunt, RB, Kansas City

4th Round - Michael Roberts, TE, Detroit

7th Round - Treyvon Hester, DT, Oakland





ROCKETS ON NATIONAL TV

ALL TOLEDO GAMES IN 2023 WILL APPEAR ON NATIONAL TV OR WILL BE STREAMED LIVE

TOLEDO APPEARED ON NATIONAL TV A RECORD NINE TIMES IN 2022 WITH MORE THAN 6.1 VIEWERS SEEING THE ROCKETS PLAY

THE ROCKETS MADE THEIR NETWORK DEBUT IN PRIMETIME IN 2022 WHEN MORE THAN 3 MILLION VIEWERS SAW THEM PLAY OHIO STATE ON FOX

2023 BROADCAST SCHEDULE

<u>Date</u>	<u>Opponent</u>	<u>Time</u>	<u>TV/STREAMING</u>
Sept. 2	at Illinois	7:30 p.m.	Big Ten Network
Sept. 9	TEXAS SOUTHERN	3:30 p.m.	ESPN+
Sept. 16	SAN JOSE STATE	7:00 p.m.	ESPN+
Sept. 23	WESTERN MICHIGAN*	TBA	TBA
Sept. 30	NORTHERN ILLINOIS* (HC)	3:30 p.m.	TBA
Oct. 7	at UMass	TBA	TBA
Oct. 14	at Ball State*	TBA	TBA
Oct. 21	at Miami*	TBA	TBA
Oct. 31	BUFFALO*	7:00/7:30 p.m.	ESPN2/ESPNU
Nov. 8	EASTERN MICHIGAN*	7:00/7:30 p.m.	ESPN2/ESPNU/CBSSN
Nov. 14	at Bowling Green*	7:00 p.m.	ESPN2/ESPNU/CBSSN
Nov. 24	at Central Michigan*	Noon	ESPNU/CBSSN

All times are ET. Schedule as of July 1, 2023.





ROCKETS IN THE COMMUNITY

Coach Candle and his staff believe it is important for young men to give something back to their community. That's why members of the football team go into the Toledo community and volunteer their time. Here are some of the volunteer projects in which the Rockets have participated in recent years:



- Toledo Children's Hospital
- Toledo Girls and Boys Club
- Ronald McDonald House
- Glass City Marathon Kids Run
- "Victory Day" at the Glass Bowl
- International Boxing Club of Toledo
- Lincoln Academy After School Program
- Trilby Elementary School
- Bahamas Bowl Youth Football Clinic
- Children's day care visits
- "Feed My Starving Children" international food program
- Fellowship of Christian Athletes
- Bennett Venture Academy
- Sherman Elementary "Walk to School Day"
- Kroger "Sacks for Cash"
- "Give a Kid a Smile Day" at the UT Medical Center
- Toledo Museum of Art visit with MLK Academy





VICTORY DAY

Since 2014, the Rockets have hosted their annual “Victory Day” for cognitively and physically impaired students from Toledo area schools. Students meet Toledo football players, run drills and hear their names announced over the public address system as they score a touchdown.

Victory Day is an opportunity for special needs students to have their “moment in the sun” on the football field. Each student was partnered with a Toledo football player who served as his or her mentor for the day. Victory Day athletes wear Rocket team jerseys and are presented with medals at the end of the day to commemorate their victory. Toledo football players, cheerleaders, Rocky the Rocket and marching band members are on hand to cheer on the participants.

“This is what it’s all about—a chance to give back and be a part of something bigger than us,” said Toledo head coach Jason Candle. “It’s just a tremendous day for our guys and for the kids. Sometimes I think our guys get more out of this day than the kids do.”

Victory Day was started in 2010 by Aaron Segedi, a teacher and football coach from Trenton, Mich., a cancer survivor whose life was saved thanks to a liver donation from his sister, Rhonda. Since then, the Victory Day program has been adopted by high schools and universities in Michigan, Ohio, Kentucky and Indiana.



ROCKET ACADEMICS

Incoming student-athletes learn quickly that academics are a priority at the University of Toledo. Head Coach Jason Candle and his staff demand maximum effort from all the young men in their program. Football players are required to sit in the first two rows of all their classes, and must introduce themselves to all their instructors within the first two weeks of the semester. Missing class or being late for class is not tolerated. Volunteer “encouragers” are on call to monitor compliance to all academic rules of the football program.

ROCKET FOOTBALL PLAYERS HAVE THE FOLLOWING ACADEMIC MAJORS:

- Accounting
- Administration
- Administration (graduate)
- Adolescent and Young Adult Ed.
- Bioengineering
- Biology
- Business
- Communication
- Computer Science
- Construction Engineering Technology
- Criminal Justice
- Engineering
- Exercise Science
- Exploratory Studies
- General Studies
- Interdisciplinary Studies
- Management
- Master of Public Health (graduate)
- Marketing
- MBA (graduate)
- Mechanical Engineering
- Mechanical Engineering Tech.
- Media Communication
- Nursing
- Organizational Leadership & Management
- Philosophy (graduate)
- Psychology
- Public Health
- University Studies

ACADEMICS MATTER AT TOLEDO

- The Rockets set a program record with **3.202** grade point average in the spring of 2023.
- **61** Rockets earned at last a **3.0 GPA** in the spring of 2023.
- A total of **23** Rockets will play the 2023 season having already received their bachelor's degrees.
- A school-record **35** Rockets have been named to the Academic All-MAC team over the past two seasons.
- Three Rockets were named to the CSC Academic All-District Team in 2022: Judge Culpepper, Maxen Hook and Nick Rosi.
- The Toledo football program had an Academic Progress Rate (APR) score of **975** last year. The Rockets have ranked No. 1 in APR in the Mid-American Conference seven of the past nine years in which the data was publicly released.



THE GLASS BOWL

"Best Football Stadium in the MAC."
- The Bleacher Report



The Glass Bowl is truly one of America's great college football stadiums.

Originally built in 1937, the Glass Bowl was renovated in 1990. As a result of those changes, the Glass Bowl became a graceful synthesis of modern technology and old-time charm and craftsmanship.

Recent improvements to the Glass Bowl include a 180-foot LED message board (2019), a complete renovation of the east side of the stadium (2016), new turf (2016) and the addition of the installation of a new videoboard as part of the Larimer Athletic Complex renovation (2014).

The Glass Bowl features a three-level press tower that houses 45 private suites, a 300-seat Stadium Club and the Gerber Media Center. The Gerber Media Center can accommodate 80 media members. A television crew provides closed-circuit coverage of every Rocket home game. A five-camera production is fed to videoscreens on the scoreboards and to more than 70 television monitors in the press tower.



THE GLASS BOWL



A 180-foot LED message board was added to the Glass Bowl in 2019.





LARIMER ATHLETIC COMPLEX

The Larimer Athletic Complex is where champions are built, both on the field and in the classroom.

Larimer is the home of Rocket football and the Marcia and Roy Armes Academic Center. Following the completion of its renovation in 2014, Larimer stands as one of the premier football facilities in the Mid-American Conference.





LARIMER ATHLETIC COMPLEX FACTS


Originally constructed: 1991.

Renovation: Completed in August of 2014.

Renovation Cost: \$5.5 million. Funded by private donations.

Features include:

- Spacious locker room with players' lounge.
- Weight room expansion to more than double its original size.
- Marcia and Roy Arnes Academic Center.
- New team rooms, offices, meeting rooms.
- Two-story grand entrance.
- New tunnel from the Rockets' locker room to field.
- Hydroworx underwater treadmill pool and convertible hot tub/cold tub pool.





Facts and Features

- **Facility Dedication:** Feb. 6, 2010.
- **Cost:** \$9 million.
- **Total Square Feet:** 90,400.
- **Size of football practice field:** 71,400 sq. ft. (100 yards long by 220 feet wide. 65 feet high at its highest point.)
- **Surface:** Field Turf.
- **Energy Efficiency:** 42 geothermal wells running 300 feet under the practice field in a closed-loop water system heat and cool the facility using 50-70% less energy than traditional systems; low-flow plumbing fixtures; and “cool roof” technology that complies with LEED requirements.
- **Named For:** Hal and Susan Fetterman, long-time supporters of the University of Toledo. The Fettermans donated \$1 million toward the cost of the facility.





THE UNIVERSITY OF TOLEDO CAMPUS

We are The University of Toledo, a national, public research university where students obtain a world-class education.

UToledo powers opportunity for students in 230 academic programs where great minds come together to innovate new ideas. In fact, we are one of only 27 comprehensive institutions in the nation offering degree programs in all seven professional fields of business, education, engineering, law, medicine, nursing and pharmacy.

Driven to do better, think smarter and achieve greater, The University of Toledo tackles challenges and improves lives. We are renowned for research in the areas of astronomy and astrophysics; solar energy, water quality and sustainable technologies; and cell architecture and dynamics. Other areas of unique distinction include human trafficking, disability studies and hypertension and precision medicine.

Our campuses are energized by more than 400 student organizations and our NCAA Division I Toledo Rockets. We offer part-time and full-time options of study, day and evening classes and one of the largest online-learning programs in the nation. With equitable access to opportunity and a strong support system, students at The University of Toledo are empowered to dig deeper, find answers and explore possibilities.

Rocket students are community-minded and connected to our region as part of their education, volunteering more than 40,000 community service hours each year in addition to student teaching, clinicals and unpaid internships. And once students graduate, they remain just as active. UToledo has more than 166,000 living alumni with Alumni Association chapters

found throughout the world.

Our campuses are found throughout the city of Toledo including the Main Campus, Health Science Campus and Medical Center, Scott Park Campus, the Center for Visual Arts located on the campus of the world-renowned Toledo Museum of Art and the Lake Erie Center, UToledo's freshwater research and science education campus focused on finding solutions to water quality issues that face the Great Lakes.



2022-23: A YEAR TO REMEMBER FOR TOLEDO ATHLETICS!

Athletics

• The Rockets were MAC Champions in a school-record six sports in 2022-23:

- Women's Cross Country
- Football
- Men's Basketball
- Women's Basketball
- Women's Tennis
- Men's Tennis.

• Toledo became the first school in the history of the NCAA FBS to win league titles in these six sports in the same school year.

• Toledo was awarded the Reese Trophy as the top men's athletic program in the Mid-American Conference for the second consecutive year.

• The Rockets set a school record with 166 points in the Learfield Directors' Cup Division I standings, ranking No. 3 in the Mid-American Conference and No. 110 overall out of 363 schools.

• The Rockets led the MAC in attendance in Football, Men's Basketball and Women's Basketball, the first time any MAC school has achieved this feat.

• Toledo won six MAC Player of the Year awards and five MAC Coach of the Year Awards.

• Football won the Roofclaim.com Boca Raton Bowl championship.

• Women's Basketball won the MAC regular season title and the MAC Tournament Championship to advance to the NCAA Tournament where the Rockets defeated No. 5 seed Iowa State in the first round, their first win in the NCAAs in 27 years.

• Men's Basketball became the first current MAC school to win three consecutive championships and went on to play Michigan in the first round of the National Invitation Tournament.

• Women's Cross Country won the MAC Championship for the second-straight season and qualified for NCAA Championships.

• Men's Tennis won the MAC Championship and an automatic berth into the NCAA Tournament with a dramatic 4-3 victory over Western Michigan at MAC Championship Tournament, the Rockets' first MAC title in 50 years.

Academics

• The Rockets had the best academic year in school history, setting a record with a 3.401 grade point average in the fall semester, then topping that with a 3.472 GPA in the spring.

• A record 77 student-athletes earned President's List honors with a perfect 4.0 GPA in the spring, a record 212 student-athletes earned a spot on the Dean's List by garnering at least a 3.50 GPA, and 295 out of 365 total student-athletes made the Honor Roll by securing a 3.00 GPA or higher, which is the highest percentage in school history to crack the 3.0 mark. All 16 varsity sports had at least a 3.1 GPA.

• Football was one of only seven programs in the country to earn the 2022 AFCA Academic Achievement Award.

• Rocket student-athletes posted a 92 Graduation Success Rate in the most recent data released by the NCAA, the third-highest number in the MAC.

• In the most recent Academic Progress Rate (APR) released by the NCAA, all 16 Rocket varsity sports had at least a 975 score, well above the NCAA's "cut point" of 930.





THE MID-AMERICAN CONFERENCE



Providing leadership in education and diversity, the Mid-American Conference moves into its 78th year of service to our students.

Since its inception in 1946, the Mid-American Conference has progressively grown and developed into one of the most aggressive Division I conferences in the country. One of only 10 football Bowl Subdivision (FBS) conferences, the MAC named Dr. Jon A. Steinbrecher as its eighth commissioner in March of 2009.

The league hosts championships in 23 sports, including at some of the finest facilities in the nation. The MAC Football Championship Game is played at Ford Field in Detroit, while Rocket Mortgage Fieldhouse in Cleveland hosts the men's and women's basketball championship tournaments.

The MAC and ESPN have a partnership that goes through the 2026-27 season and includes expanded national television and digital distribution.

ESPN has exclusive television and digital distribution rights for all MAC sporting events, and guarantees coverage of every football game, men's and women's basketball games and select Olympic sporting events. The MAC and ESPN have

established on-campus production capabilities that provide a significant increase in the national coverage of baseball, softball, soccer, volleyball, wrestling and Olympic sports on ESPN platforms. This has opened up nearly 100 million households from ESPN platforms for exposure to MAC sports for the first time in Conference history. Through this ESPN partnership, the MAC and CBS Sports Network have a sublicensing agreement to expand its national coverage of football and basketball through the 2023-24 season.

During the 2022 season, the MAC sent six schools to bowl games. That marked the 14th time in MAC history to have five or more programs receive a bowl invitation in a single-season.

THE MID-AMERICAN CONFERENCE

50 Public Square, Suite 3000
Cleveland, OH 44113
(216) 566-4622
www.mac-sports.com
Commissioner: Dr. Jon A. Steinbrecher



CURRENT MAC MEMBERSHIP (YEAR JOINED)

West Division

- Ball State (1973)
- Central Michigan (1971)
- Eastern Michigan (1971)
- Northern Illinois (1975/1997)
- Toledo (1950)
- Western Michigan (1947)

East Division

- Akron (1992)
- Bowling Green (1952)
- Buffalo (1998)
- Kent State (1951)
- Miami (1947)
- Ohio (1946)





Junior Quinyon Mitchell

2023

SEASON OUTLOOK

TOLEDO, Ohio - Toledo's 2023 football season will begin with the Rockets carrying a pair of trophies in their arms and a hefty chip on their shoulder.

Toledo went 9-5 in 2022 and won the MAC Championship and the Roofclaim.com Boca Raton Bowl, the first time a Rocket team has won a league title and a bowl game in the same season in 21 years. However, four of Toledo's five losses in 2022 were by a touchdown or less, leaving the Rockets feeling as though they did not reach their full potential.

"We're a long way away from a finished product," said Head Coach Jason Candle, who enters his eighth season as head coach with a 54-32 record. "Everybody starts the season 0-0. We've got to turn the page away from 2022 and continue to create the identity of team 2023. We've got a lot of work to be done between now and when camp opens up on August 2. But we're excited where we're at right now."

Toledo returns 16 starters this fall, including seven All-

MAC selections. Leading the offense is junior quarterback Dequan Finn, who threw for 23 touchdowns and ran for 631 yards on his way to second-team All-MAC honors. Other All-MAC returners on offense include junior offensive lineman Nick Rosi (first-team) and junior wide receiver Jerjuan Newton (second team).

The defense is keyed by a strong secondary that includes junior cornerback Quinyon Mitchell, a first-team All-MAC selection who also was a second-team All-America pick by Walter Camp in 2022. Senior linebacker Dallas Gant and junior safety Maxen Hook were first-team All-MAC selections in 2022, while senior safety Nate Bauer made the second team.

"We have some guys who received some accolades last year, and rightfully so," said Candle. "We had great players on a great team. We'll certainly be leaning on those guys this year. But we've also got some guys we have to replace, like Desjuan Johnson, Dyontae Johnson, Jamal Hines, Jamal Turner. Somebody's got to step





up and fill those voids.”

The Rockets open their 2023 season with a non-conference game at Illinois on Sept. 2, one of seven opponents who played in bowl games in 2022. Toledo returns to the Glass Bowl to play Texas Southern in its home opener on Sept. 9. The MAC season opens on Sept. 23 vs. Western Michigan and finishes on the road at Central Michigan on Nov. 24. Candle expects his team to be challenged each and every week.

“Our league has been ultra-competitive for decades,” said Candle. “So we know what lies ahead. We’re looking forward to the challenges that are coming our way.”

The following is a brief overview of the 2023 Rockets:

Offense

Toledo returns the bulk of the offense that finished second in the MAC in scoring (31.3), as well as third in rushing yards (177.1) and fourth in passing efficiency (132.97).

Leading the way is junior quarterback **Dequan Finn**, who completed 59.7 percent of his passes for 2,260 yards and 23 touchdowns in 2022. He was just as dangerous with his legs, rushing for 631 yards and nine scores. Candle thinks that the best is yet to come for Finn.

“I think Dequan’s development over the last 24 to 30 months here has been really impressive to see,” said Candle. “He’s always been a guy that his teammates gravitate toward. He has the consistency piece of handling adversity and dealing with some of the issues that come up throughout the season.”

Behind Finn is sophomore **Tucker Gleason**, who proved his mettle when Finn was injured. Gleason started in two games, leading the Rockets to a key 27-24 victory over Eastern Michigan by completing 15-of-27 passes for 238 yards and three TDs vs. the Eagles. Redshirt freshman **John Alan Richter** made major strides in his first season in Midnight Blue and Gold. Freshman **RJ Johnson** joined the quarterback room this spring, giving the Rockets four solid arms in four different classes.

Protecting the quarterbacks is an offensive line that came into its own toward the end of the 2022 season despite a number of early-season injuries. **Nick Rosi**, a junior



Dequan Finn threw for 23 touchdowns and ran for nine more in 2022.

and a two-time All-MAC pick who is in his sixth season in the program, is the veteran of a line that includes four other returning starters: senior center **Devan Rogers**, a converted defensive lineman; junior **Vinny Scurry**, who started every game at left guard last season; senior **Kendall Major**, a junior college transfer who saw starting action at center and right guard in 2022; and junior **Tyler Long**, a starter at center in 2021 who missed all of last season due to injury.

Other returnees include junior **Justin Stephens**, and sophomores **Garrett Schwiebert** and **Tanner Wigand**. Transfers **Rod Orr** (Florida State) and **David Nwaogwugu** (Rutgers) are looking to make an immediate impact in 2023. Candle feels like the flexibility of the offensive line could help the Rockets survive any possible injury bug.

“The best combination of the best five will ultimately be who we settle in on at the end of preseason camp,”

said Candle. “I think we will try to cross-train some guys at both guard and tackle to develop as many skills as we can on the offensive front. We want to create depth and have options if adversity does strike again.”

The receiving corps is deep and talented, led by junior **Jerjuan Newton**, a second-team All-MAC selection who led the team with 53 receptions, 830 yards receiving and nine TD catches. Another talented target is senior **Devin Maddox**, who has 108 receptions in his career, including 39 last season.

Sophomore **Thomas Zsiros** (10 receptions) was a part of the regular rotation in 2022 and will battle for a larger role this year. Other returning veterans are senior **Adam Beale** and sophomore **Junior Vandeross**. Looking to make an impact after at least a full year in the system are sophomores **Dalen Stovall** and **Elijah Wesley**, and redshirt freshman **Eric Holley**. Sophomore **Don Munnerlyn**, a 6-5, 220-pound transfer from Rutgers, could be a big factor this fall.

Toledo returns two experienced tight ends, junior **Anthony Torres** and sophomore **Lenny Kuhl**. Junior **Dalton Andrews** and freshman **CC Ezirim** are also in the battle for playing time.





At running back, the Rockets return three significant contributors from 2022, as well as some up-and-coming youngsters.

Junior **Jacquez Stuart**, a starter in nine games in 2022, led the team with 770 rushing yards in 2022 and was fourth in the MAC in yards per carry (5.7). Another junior, **Peny Boone**, was a tough runner in short-yardage situations, gaining 443 yards. Junior **Micah Kelly** added 398 yards, starting in five games.

"Jacquez Stuart played his best football in the last couple of games last season," said Candle. "Peny Boone did a really good job in the spots that we used him in. He has to find ways to continue to be consistent in his play. Micah Kelly has played a lot of football for us. Those are three guys who should be very confident in their ability to go out and play well."

Other running backs in the mix are sophomore **Willie Shaw** and freshman **Connor Walendzak**, who joined the team in the spring.

Defense

For the second straight year, the Rockets had one of the best defenses in the Mid-American Conference. Toledo led the league in total defense (326.1), passing yards allowed (183.0) and defensive passing efficiency (112.19). The Rockets have four All-MAC honorees among their seven returning starters on defense from last year.

"Last year, we did a really good job of shutting down the other teams' passing attacks," said Candle. "Part of that is a good solid pass rush but, for the most part, a great pass defense doesn't make mistakes and doesn't have communication errors."

The deepest area on the Rockets' defense is the



Jacquez Stuart led the Rockets with 770 yards rushing and 5.7 yards per carry in 2022.

secondary. Junior cornerback **Quinyon Mitchell** had a breakout season in 2022, leading the nation with 25 passes defended (five interceptions, 20 pass breakups) and making the Walter Camp (second team) and Associated Press (third team) All-America teams. Mitchell gained national prominence when he intercepted four passes, including two pick-sixes, against Northern Illinois on Oct. 8.

Joining Mitchell at cornerback is senior **Chris McDonald**, a two-year starter who has three interceptions and 24 pass breakups in his career. Juniors **RJ Delancy** (23 tackles, three breakups) and **Andre Fuller** (18 tackles, three breakups), as well as sophomore **Nasir Bowers** (10 tackles), all saw regular action at the corner in 2022.

Toledo is blessed with three veteran safeties, including two who have earned All-MAC honors twice in their careers, senior **Nate Bauer** and junior **Maxen Hook**. Hook, a first-team all-league pick in 2022, totaled 81 tackles and four pass breakups in 2022, while Bauer had 61 tackles and broke up four passes on his way to second-team accolades. Senior **Zachary Ford** (58 tackles, six breakups) has been a regular in the secondary for the past three seasons.

Backing up this trio is talented sophomore **Emmanuel McNeil-Warren**, who saw significant action on special teams as a freshman in 2022.

At linebacker, the Rockets return first-team All-MAC honoree **Dallas Gant**, who led UT with 116 tackles in 2022. Gant, a senior, will be counted on to fill some of the leadership role vacated



Senior linebacker Dallas Gant (19) led Toledo with 116 tackles and earned first-team All-MAC honors in 2022.





by Dyontae Johnson, who completed his distinguished college career last fall. Another experienced returnee is junior **Jackson Barrow**, who had two starts and 31 tackles last year. Sophomores **Sawiaha Ellis**, **Connor Jones** and **Damon Ollison** also figure to be battling for playing time.

The biggest transition on defense will be on the front line where the Rockets lose three starters from 2022, including four-time All-MAC defensive end Jamal Hines and three-time All-MAC defensive tackle Desjuan Johnson, an NFL Draft pick by the LA Rams last spring. However, Toledo returns a solid lineup of veterans as well as some newcomers who could make an impact in 2023.

Senior tackle **Judge Culpepper** has been a constant on the interior line over the past two seasons, racking up 87 tackles in 27 starts. Junior **Cavon Butler**, who began the 2022 season as a starter at defensive tackle, is back after missing most of last year due to injury. Another junior, **Darius Alexander**, played a key role at tackle last year, picking up 21 tackles and 7.0 tackles for loss. Sophomore **Martez Poynter** also figures to be in the mix next fall.

At the defensive end/edge rusher position, the Rockets look forward to the return of senior **Terrance Taylor**, who missed most of last season due to injury. Taylor has started 17 games in his career, totaling 86

tackles and 21.5 tackles for loss. Another senior, **Adrian Woliver**, is back after picking up a career-high 24 tackles and 4.5 sacks in 2022. Junior **Deshawn Holt** (15 tackles in 2022) and sophomore **Jeremiah Peters** figure to be in the mix for playing time in 2023, as well as Missouri transfer **Travion Ford**.

Special Teams

New special team coordinator Stanton Weber looks to make an impact after spending the last two seasons as the special teams analyst at South Carolina.

"I think we needed a shot in the arm of overall approach and time and energy spent on the development of the special teams," said Candle "Stanton has a tremendous background coming from South Carolina. I think he will do a great job for us."

Junior **Luke Pawlak** is the leading candidate at placekicker after making two field goals in a reserve role in 2022. Four newcomers are vying for roles at either placekicker or punter: junior Michael Denning, a transfer from Dayton; redshirt freshman Kaden Claassen, a junior college transfer from Butler (Kan.) CC; and freshmen Emilio Duran and Liam Quigley.

Junior **Jacquez Stuart** returns as Toledo's kickoff returner, while senior **Adam Beale** is back to return punts.



Toledo's defense ranked No. 1 in the MAC in total defense in 2022.





2023 ROCKET NOTEBOOK

ROCKETS PICKED TO REPEAT AS MAC CHAMPIONS

Toledo was picked to win the Mid-American Conference in a vote by the league's head coaches. The defending MAC champion Rockets were chosen by 11 of the 12 coaches to win the West Division crown, while seven coaches also picked Toledo to win the MAC Championship title game at Ford Field in Detroit on Dec. 2.

Ohio (63 points and nine first-place votes) was chosen to win the East Division.

2022 SEASON IN REVIEW

- Toledo finished the season 9-5 and as champions of the Mid-American Conference and Boca Raton Bowl.

- Toledo were bowl eligible for the 13th consecutive season, the longest streak in the MAC.

- Toledo (West Division champion) defeated Ohio (East Division champion) 17-7 in the MAC Championship Game at Ford Field in Detroit on Dec. 3.

- The Rockets were 5-3 in Mid-

American Conference play, co-champion of the MAC West Division along with Eastern Michigan. Toledo advanced to the MAC Championship Game due to its 27-24 victory at EMU on Oct. 29.

- Toledo has now won or shared 12 MAC Championship titles as well as 12 West Division crowns.

- It was Toledo's seventh appearance in the MAC Championship Game and first since 2017. Toledo is 4-3 all-time in the MAC title game.

- Toledo earned a 21-19 triumph over Liberty in the Roofclaim.com Boca Raton Bowl at FAU Stadium on Dec. 20. The victory marked the Rockets' first bowl win since 2015.

- Toledo's defense ranked first in the MAC in total defense (326.1), passing yards allowed (183.0) and defensive passing efficiency (112.19). The Rockets were 10th in the nation in defensive passing efficiency, 12th in passing yards allowed and 18th in total defense.

- Toledo's offense ranked second in the MAC in scoring (31.3), third in total

offense (401.7) and rushing (177.1), and fourth in passing efficiency (132.97).

- The Toledo offense ranked first in the MAC and 28th in the country in first downs (308).

- Toledo had 10 All-MAC players on its roster, including a league-best five on the first team.

- Sophomore cornerback Quinyon Mitchell was named second-team All-America by Walter Camp, Phil Steele, and Pro Football Focus, and third-team All-America by the Associated Press. He was the nation's leader with 1.8 passes defended per game (20 breakups, 5 interceptions in 14 games).

- Senior defensive tackle Desjuan Johnson was named honorable mention All-America by Pro Football Focus. His 16.5 tackles for loss ranked fifth in the MAC.

- Junior linebacker Dallas Gant, an Ohio State transfer, led the team with 116 tackles. His 8.3 tackles per game was 10th among MAC players and 56th in the country.





47 LETTERWINNERS, 16 STARTERS RETURN FOR ROCKETS

Toledo returns 47 letterwinners overall from last year's team. A total of 15 starters return from the 2022 roster, 16 if you include offensive lineman Tyler Long from the 2021 season

Seven All-MAC players are among the returnees, including 2022 first-team honorees Quinyon Mitchell (Jr./CB), Nick Rosi (Jr./OL), Dallas Gant (Sr./LB) and Maxen Hook (Jr./S). Second-team All-MAC returnees are Dequan Finn (Jr./QB), Jerjuan Newton (Jr./WR) and Nate Bauer (Sr./S).

ROCKETS TO HOST SIX HOME GAMES, TRAVEL TO ILLINOIS IN 2023

Toledo's 2023 football schedule includes six games on the home slate, with MAC contests against Buffalo, Eastern Michigan, Northern Illinois and Western Michigan, as well as road games at Ball State, Bowling Green, Central Michigan and Miami.

The Rockets open the season at Illinois (8-5) on Sept. 2. Other non-conference tilts include home games vs. Texas Southern (5-6) and San Jose State (7-5) and a road game at UMass (1-11).

LEADERS OF THE MAC

Since the start of the 2016 season when Jason Candle took over as Toledo's head coach, no team in the MAC has won more games than the Rockets.

Most Wins by MAC Teams Since 2016

1. Toledo	53
2. Western Michigan	50
3. Ohio	48
4. Buffalo	43
Eastern Michigan	43
6. Miami	40
7. Central Michigan	39
8. Northern Illinois	38
9. Ball State	33
10. Kent State	29
11. Bowling Green	22
12. Akron	21

Through Dec. 30, 2022



Junior safety Maxen Hook is one of seven returning All-MAC players.

CONSISTENT WINNERS

The Rockets have not had a losing season since 2009, a streak of 12 consecutive seasons.

Toledo's Record Since 2010

Year	Record
2010	8-5
2011	9-4
2012	9-4
2013	7-5
2014	9-4
2015	10-2
2016	9-4
2017	11-3
2018	7-6
2019	6-6
2020	4-2
2021	7-6
2022	9-5
Total	105-54

CANDLE SIGNS CONTRACT EXTENSION THROUGH 2026

This past off-season, Toledo head coach Jason Candle signed a contract extension through the 2026 season.

Candle's 54 career wins ranks third in program history behind Gary Pinkel

(73 from 1991-2000) and Tom Amstutz (58 from 2001-08).

Candle guided the Rockets to a 9-5 record in 2022, including a 17-7 victory over Ohio in the MAC Championship Game, the second conference title in his seven-year tenure as head coach. Candle went on to lead Toledo to a 21-19 win over Liberty in the Roofclaim.com Boca Raton Bowl, marking the first time the Rockets have won a MAC Championship and a bowl game in the same season since 2001.

Candle is the only current MAC head football coach with multiple conference championship titles and only the third Toledo head coach to claim multiple outright MAC titles.

ROCKETS ADD THREE ASSISTANTS TO STAFF

Stanton Weber, RJ Fleming and Frank Okam were added to the Toledo coaching staff in the off-season. Weber will serve as the special teams coordinator, Fleming will coach the wide receivers and Okam will coach the defensive line.

Weber previously served as the





special teams analyst at South Carolina for the past two years, where he worked alongside special teams coordinator Pete Lembo and Head Coach Shane Beamer. A former wide receiver at Kansas State, Weber served as a graduate assistant and special teams quality control coach with the Wildcats from 2017-20.

Fleming has 10 years of experience in the college coaching ranks. Most recently, he served as an offensive analyst at Auburn. For the 2022 season, he coached the running backs at Texas State. He also has had stints at TCU (2016-18), Liberty (2019-20) and Eastern Michigan (2021).

Okam most recently served as the defensive line coach for the Las Vegas Raiders in 2022 and for the Carolina Panthers in 2020-21. A former NFL defensive lineman who was an All-American at the University of Texas, Okam also has college coaching experience at Rice and Baylor.

ROCKETS WIN 12TH MAC CHAMPIONSHIP IN 2022

A smothering defense and a gutty performance by sophomore quarterback Dequan Finn launched the Toledo Rockets to a 17-7 victory over Ohio in the 2022 MAC Championship Game at Ford Field in Detroit.

Finn was named the game's Offensive Player of the Game. He completed 16-of-25 passes for 154 yards and one TD. He also ran for 86 yards on 18 attempts.

Senior linebacker Dyontae Johnson was named Defensive Player of the Game and had eight tackles, 0.5 tackles for loss and a QB hurry. Redshirt freshman punter Johnathon Batzke averaged 46.5 yards per punt and was named Special Teams MVP.

The victory was Toledo's 12th MAC Championship and second title under Head Coach Jason Candle, who also led the Rockets to victory in 2017.

Prior to 1997, the MAC champion was determined by league record. The

league was divided into East and West divisions in 1997, the year of the first MAC title game.

Toledo's MAC Championships

1967*, 1969, 1970, 1971, 1981, 1984, 1990*, 1995, 2001, 2004, 2017, 2022

*Co-champion

ROCKETS HISTORY IN THE MAC CHAMPIONSHIP GAME

Toledo is 4-3 in the MAC title game, 3-0 in games at Ford Field.

Toledo in the MAC Title Game

Year	Opponent	Result	Location
1997	Marshall	L, 34-14	Huntington, WV
1998	Marshall	L, 23-17	Huntington, WV
2001	Marshall	W, 41-36	Toledo, OH
2002	Marshall	L, 49-45	Huntington, WV
2004	Miami	W, 35-27	Ford Field
2017	Akron	W, 45-28	Ford Field
2022	Ohio	W, 17-7	Ford Field

ROCKETS WIN ROOFCLAIM.COM BOCA RATON BOWL

Sophomore quarterback Dequan Finn threw for one touchdown and ran for another in the second half to rally Toledo to a 21-19 victory over Liberty at the 2022 Roofclaim.com Boca Raton Bowl at FAU Stadium on Dec. 20.

Finn, who was briefly knocked out of the game after being sacked in the first quarter, hit tight end Lenny Kuhl for a four-yard touchdown in the third quarter, then ran it in himself in the fourth quarter to put the Rockets up 21-7 with 10:35 to play. For his efforts, Finn was named Offensive MVP.

Toledo earned its 12th bowl game victory, moving to 12-8 all-time in bowl games, and winning their second Boca Raton Bowl under Head Coach Jason Candle.

Toledo's Bowl Game Victories

1969, 1970, 1971, 1981, 1984*, 1995, 2001, 2005, 2011, 2015%, 2015, 2022

*Contest forfeited to Toledo

% 2014 season

TOLEDO WINS ITS 12TH MAC WEST TITLE

Toledo has won or shared 12 MAC West Division titles since the league went to divisions in 1997, tied with

Northern Illinois for the most division crowns of any MAC school.

Toledo's MAC West Titles

1997, 1998, 2000*, 2001*, 2002*, 2004*, 2005*, 2011*, 2014*, 2015*, 2017, 2022

*Co-champion or tied for division title

MAC Division Titles

West Division

Toledo - 12
Northern Illinois - 12
Central Michigan - 5
Western Michigan - 4
Ball State - 4
Eastern Michigan - 1

East Division

Miami - 7
Marshall - 6
Bowling Green - 6#
Ohio - 5
Buffalo - 4
Akron - 3
Kent State - 2
Includes one West title

DESJUAN JOHNSON DRAFTED IN SEVENTH ROUND BY LA RAMS

Defensive tackle Desjuan Johnson was selected in the seventh round of the 2023 NFL Draft by the LA Rams. Johnson was the 259th and final player drafted overall, thus becoming the draft's "Mr. Irrelevant."

Johnson is the ninth Rocket to be drafted during Head Coach Jason Candle's tenure as head coach, going back to the 2017 draft.

Johnson earned honorable mention All-America honors from Pro Football Focus as a senior in 2022. He led the Rockets with 16.5 tackles for loss, which also ranked fourth in Mid-American Conference. He had 65 tackles overall and was second on the team behind Jamal Hines with 5.5 sacks. Johnson is tied with Hines and DeJuan Goulde for third in Toledo history in career TFL (47.0). He earned All-MAC honors in 2020, 2021, and 2022.





2023 ALPHABETICAL ROSTER

No.	Name	Pos.	Ht.	Wt.	Cl.	Hometown-High School/Transfer or Prep
9	Alexander, Darius***	DT	6-4	310	Jr.	Fort Wayne, Ind.-Wayne
21x	Allen, Julian	WR	6-1	187	Fr.	St. Petersburg, Fla.-Clearwater Central Catholic
41	Andrews, Dalton	TE	6-2	255	Jr.	Pemberville, Ohio-Eastwood
26x	Awls, Braden	DB	6-0	190	Fr.	Sylvania, Ohio-Toledo Central Catholic
47x	Bailey, Matthew	LS	6-2	214	Sr.	Deland, Fla.-Deland/South Carolina
32x	Baker, Jayden	LB	6-1	221	So.	Massillon, Ohio-Jackson
5	Barrow, Jackson***	LB	6-0	224	Jr.	Indianapolis, Ind.-Cathedral
6x	Bauer, Nate****	S	6-0	202	Sr.	Akron, Ohio-Archbishop Hoban
10x	Beale, Adam***	WR	5-8	162	Sr.	Holland, Ohio-Springfield
58	Beckenhaupt, Drew	OL	6-3	298	So.	Cleves, Ohio-Elder
31	Bolden, Daniel***	LB	6-1	248	Jr.	Cincinnati, Ohio-Colerain
13x	Boone, Peny*	RB	6-1	242	Jr.	Detroit, Mich.-Martin Luther King/Maryland
21x	Bowers, Nasir*	CB	5-9	180	So.	Lakeland, Fla.-Lakeland
51	Brueggemann, Trey	LB	6-1	220	Fr.	Temperance, Mich.-Bedford
52	Butler, Cavan***	DT	6-3	312	Jr.	Toledo, Ohio-Whitmer/Kentucky
68	Cannon, Jackson	OL	6-5	318	Fr. (R)	Forsyth, Ga.-Ola/Mississippi State
90	Carter, ESean	DT	6-2	285	So.	Detroit, Mich.-Martin Luther King
30	Chaise, Vontrell	OLB	6-3	242	So.	Chicago, Ill.-Wendell Phillips Academy
15x	Cherry, Micah	CB	6-3	172	Jr.	Petal, Miss.-Petal/Pearl River CC
38	Claassen, Kaden	PK/P	5-9	200	Fr. (R)	Wichita Heights, Kan.-Wichita Heights/Butler CC
8x	Covington, Drew	S	6-3	236	Fr. (R)	Cincinnati, Ohio-Turpin
95	Culpepper, Judge**	DT	6-4	293	Sr.	Tampa, Fla.-Plant/Penn State
49	D'Appolonia, Chris	LB	6-3	230	Fr.	Cranberry Township, Pa.-Seneca Valley
93	Davis, Malachi	OLB	6-4	257	Fr. (R)	Holt, Mich.-Holt
13x	DeHaan, Jake	QB	6-2	188	Fr.	Byron Center, Mich.-South Christian
4x	Delancy, RJ III**	CB	6-0	180	Jr.	Miami, Fla.-Northwestern/Nebraska
48	Denning, Michael	PK	6-0	188	Jr.	Sidney, Ohio-Lehman Catholic/Dayton
85x	Dottin, Jaden	WR	6-2	195	So.	Cambridge, Mass.- Suffield Academy (Conn.) / Penn State
26x	Drennen, Mike II	RB	5-11	190	Jr.	Hilltop, Ohio-Coffman/Kentucky
47x	Drewery, Cam	CB	5-10	150	Fr.	Cleveland, Ohio-St. Edward
36x	Duran, Emilio	PK/P	6-0	185	Fr.	Ottawa Hills, Ohio-Ottawa Hills
96	Eldridge, Kiel	DL	6-5	280	Fr. (R)	Fort Wayne, Ind.-Mae Jamison
43	Ellis, Sawiaha*	LB	6-1	235	So.	Hamilton, Ohio-Fairfield
45x	Ezirim, CC	TE	6-7	245	Fr.	Dublin, Ohio-Dublin Jerome
59x	Feiertag, Andrew	OL	6-6	293	Jr.	Reading, Ohio-Reading/Hudson Valley CC
7x	Finn, Dequan***	QB	6-2	205	Jr.	Detroit, Mich.-Martin Luther King
99	Ford, Travion	DE	6-4	275	Fr. (R)	St. Louis, Mo.-Lutheran North/Missouri
7x	Ford, Zachary****	S	6-3	200	Sr.	Cleveland, Ohio-Cleveland Heights
10x	Foster, Jermaine	WR	6-0	185	Fr.	Euclid, Ohio-Cleveland Glenville
66	Fouty, Carter	OL	6-4	299	So.	Oregon, Ohio-Toledo Central Catholic/Air Force
20x	Frantz, Jaret	WR	6-3	190	So.	Elyria, Ohio-Elyria Catholic/Ball State
20x	Fuller, Andre*	CB	6-2	200	Jr.	Loxahatchee, Fla.-Seminole Ridge/Arkansas-Pine Bluff
28x	Gales, Chris	S	6-0	218	So.	Cleveland, Ohio-Benedictine
65	Gales, Stephen	OL	6-6	298	Fr. (R)	Alliance, Ohio-Alliance
19	Gant, Dallas*	LB	6-3	230	Sr.	Toledo, Ohio-St. John's Jesuit/Ohio State
4x	Gleason, Tucker*	QB	6-3	235	So.	Tampa, Fla.-Plant/Georgia Tech
33x	Hammer, Bryson	WR	5-11	175	Fr.	Fremont, Ohio-Ross
39x	Hohler, Dylan	S	6-4	185	Fr.	Huron, Ohio-Huron
87	Holley III, Eric*	WR	6-2	198	Fr. (R)	Akron, Ohio-East
24x	Holmes, Kaden	DB	5-11	190	Fr.	Fremont, Ohio-Ross
35	Holt, Deshawn*	OLB	6-5	242	Jr.	Waldorf, Md.-Westlake/Maryland
25	Hook, Maxen***	S	6-0	205	Jr.	New Palestine, Ind.-New Palestine
92	Huss, Tommy	DE	6-3	220	Fr.	Lambertville, Mich.-Bedford
12x	Johnson III, RJ	QB	6-2	207	Fr.	Atlanta, Ga.-Westlake
34x	Jones, Connor	LB	6-2	245	So.	Hilliard, Ohio-Darby
64	Keane, Brian	OL	6-5	283	Fr. (R)	Cleveland, Ohio-St. Ignatius
3x	Kelly, Micah***	RB	5-9	203	Jr.	Gautier, Miss.-Ocean Springs
40	Kühl, Lenny*	TE	6-5	250	So.	Munich, Germany-Oklahoma City Cassady
60	Long, Tyler***	OL	6-4	290	Jr.	Toledo, Ohio-Springfield
62	Ludwig, Mason	OL	6-5	285	Fr.	East Liverpool, Ohio-East Liverpool





2023 ALPHABETICAL ROSTER

8x	Maddox, Devin****	WR	5-9	176	Sr.	Lakewood, Ohio-Cleveland St. Edward's
55	Major, Kendall**	OL	6-3	302	Sr.	Beaumont, Texas-West Brook/Kilgore (Texas) JC
3x	McDonald, Chris****	CB	5-10	192	Sr.	Miami, Fla.-Southridge
23x	McGhee, Roland, Jr.	CB	6-1	175	Fr.	Nashville, Tenn.-Ensworth
28x	McMahon, Bryce	RB	5-11	215	Jr.	Centerville, Ohio-Centerville
22x	McNeil-Warren, Emmanuel*S	6-2	195	So.	St. Petersburg, Fla.-Lakewood	
27	Mitchell, Quinyon***	CB	6-0	196	Jr.	Williston, Fla.-Williston
17x	Munnerlyn, Don	WR	6-5	215	So.	Columbus, Ohio-Independence/Rutgers
89	Nelson, Blake	TE	6-3	252	Fr.	West Bloomfield, Mich.-Walled Lake Central
1	Newton, Jerjuan***	WR	5-11	192	Jr.	St. Petersburg, Fla.-Clearwater Central Catholic
78	Nwaogwugwu, David	OL	6-5	301	Sr.	Bronx, N.Y.-DeWitt Clinton/Rutgers
37	Ollison, Damon II	LB	6-0	222	So.	Akron, Ohio-Archbishop Hoban
70	Orr, Rod	OL	6-6	315	So.	Gadsden, Ala.-Gadsden/Florida State
29x	Pawlak, Luke	PK	5-10	175	Jr.	Sylvania, Ohio-Northview/Montana State
11	Pechac, Kristian	RB	5-11	210	Sr.	Bloomington, Ind.-South/Indiana
46	Peters, Jeremiah	OLB	6-4	220	So.	Miami, Fla.-Booker T. Washington
94	Potter, Zach	DL	6-5	275	Fr.	Franklin, Ohio-Bishop Fenwick
59x	Poynter, Martez	DT	6-4	290	So.	St. Louis, Mo.-Trinity Catholic
39x	Quigley, Liam	PK	5-9	192	Fr.	Berkeley Heights, N.J.-Governor Livingston
44	Ragin, D'Andre****	OLB	6-2	250	Jr.	Opa Locka, Fla.-St. Thomas Aquinas
97	Ray, Doran, Jr.	DT	6-2	288	So.	Detroit, Mich.-Cass Tech
14x	Reasonover, Peyton	CB	6-1	183	Fr. (R)	Toledo, Ohio-Central Catholic
74	Rhett, Cole	OL	6-7	318	Fr.	Columbus, Ohio-Bishop Watterson
6x	Richter, John Alan	QB	6-3	215	Fr. (R)	Gray, Ga.-Jones County
76	Riedel, Chase	OL	6-4	285	Fr. (R)	Macedonia Ohio-Nordonia
45x	Riven, Jalen	LB	6-3	270	So.	Toledo, Ohio-Central Catholic
56x	Rogers, Devan****	C	6-2	293	Sr.	Sidney, Ohio-Sidney
73	Rosi, Nick***	OL	6-4	298	Jr.	Powell, Ohio-Olentangy Liberty
23x	Rusk, Cooper	WR	5-10	180	Fr. (R)	Macedonia, Ohio-Nordonia
67	Schwiebert, Garrett*	OL	6-7	302	So.	Hamler, Ohio-Patrick Henry
71	Sciury, Vinny**	OL	6-3	305	Jr.	Massillon, Ohio-Perry
91	Shamma, Laith	DE	6-6	270	Fr.	Ann Arbor, Mich.-Huron
32x	Shaw, Willie III	RB	5-11	205	So.	Chicago, Ill.-Brother Rice
12x	Smith, Avery*	CB	5-10	195	Fr. (R)	East Point, Ga.-Riverwood
14x	Smith, Sam, Jr.	WR	6-4	207	Fr.	Delta, Ohio-Wauseon
72	Spoth, Ethan	OL	6-4	305	Fr. (R)	Eastlake, Ohio-North
61	Stephens, Justin*	OL	6-5	262	Jr.	Trotwood, Ohio-Trotwood-Madison
85x	Stephens, Larry**	WR	5-11	188	So.	Springfield, Ohio-Springfield
81	Stovall, Dalen	WR	6-2	192	So.	Stow, Ohio-Stow-Munroe Falls
0	Stuart, Jacquez***	RB	5-9	178	Jr.	Miami, Fla.-Miami Northwestern
42	Szykowny, Trey*	LS	6-3	243	So.	Sylvania, Ohio-Northview
56x	Taylor, Terrance****	OLB	6-3	228	Sr.	Chicago, Ill.-Phillips
86	Thomas, Donivon	TE	6-5	216	Fr.	Chattanooga, Tenn.-Brainerd
13x	Thompson, Nicholas	CB	6-2	198	Fr.	Fort Wayne, Ind.-Bishop Luers
88	Torres, Anthony*	TE	6-6	250	Jr.	Mishawaka, Ind.-Penn/Western Michigan
29x	Turner, Nick	CB	5-11	198	Jr.	Slidell, La.-Brother Martin/Arkansas
83	Vanderbosch, Jalen*	WR	6-2	200	Jr.	Fort Wayne, Ind.-Concordia Lutheran/Siena Heights
15x	Vandeross III, Junior*	WR	5-8	178	So.	Tampa, Fla.-Jesuit
24x	Walendzak, Connor	RB	5-11	210	Fr.	Perrysburg, Ohio-Perrysburg
80	Wesley, Elijah	WR	6-0	198	So.	Canton, Ohio-Canton McKinley
57	Wigand, Tanner*	OL	6-6	307	So.	Manitowoc, Wis.-Lincoln
17x	Williams, Eric	LB	5-11	190	Fr.	East Liverpool, Ohio-East Liverpool
22x	Willoughby, Jedyah	WR	6-1	202	Fr.	Fairburn, Ga.-Langston Hughes
33x	Wilson, CJ, Jr.	OLB	6-2	255	So.	Detroit, Mich.-Cass Tech
79	Winner, Alek	OL	6-4	270	Fr.	Harrod, Ohio-Allen East
85x	Woliver, Adrian****	OLB	6-2	260	Sr.	Stow, Ohio-Stow-Munroe Falls
63	Zimmerly, Grant	OL	6-4	290	Fr.	Perrysburg, Ohio-Perrysburg
84	Zsiros, Thomas**	WR	6-3	215	So.	Maumee, Ohio-St. Johns Jesuit

Roster as of Aug. 15, 2023

x - duplicate number

* Letters won





2023 NUMERICAL ROSTER

No.	Name	Pos.	Ht.	Wt.	Cl.	Hometown-High School/Transfer or Prep
0	Stuart, Jacquez***	RB	5-9	178	Jr.	Miami, Fla.-Miami Northwestern
1	Newton, Jerjuan****	WR	5-11	192	Jr.	St. Petersburg, Fla.-Clearwater Central Catholic
3x	Kelly, Micah***	RB	5-9	203	Jr.	Gautier, Miss.-Ocean Springs
3x	McDonald, Chris****	CB	5-10	192	Sr.	Miami, Fla.-Southridge
4x	Delancy, RJ III**	CB	6-0	180	Jr.	Miami, Fla. - Northwestern/Nebraska
4x	Gleason, Tucker*	QB	6-3	235	So.	Tampa, Fla.-Plant/Georgia Tech
5	Barrow, Jackson***	LB	6-0	224	Jr.	Indianapolis, Ind.-Cathedral
6x	Bauer, Nate****	S	6-0	202	Sr.	Akron, Ohio-Archbishop Hoban
6x	Richter, John Alan	QB	6-3	215	Fr. (R)	Gray, Ga.-Jones County
7x	Finn, Dequan***	QB	6-2	205	Jr.	Detroit, Mich. -Martin Luther King
7x	Ford, Zachary****	S	6-3	200	Sr.	Cleveland, Ohio-Cleveland Heights
8x	Covington, Drew	S	6-3	236	Fr. (R)	Cincinnati, Ohio-Turpin
8x	Maddox, Devin****	WR	5-9	176	Sr.	Lakewood, Ohio-Cleveland St. Edward's
9	Alexander, Darius***	DT	6-4	310	Jr.	Fort Wayne, Ind.-Wayne
10x	Beale, Adam**	WR	5-8	162	Sr.	Holland, Ohio-Springfield
10x	Foster, Jermaine	WR	6-0	185	Fr.	Euclid, Ohio-Cleveland Glenville
11	Pechac, Kristian	RB	5-11	210	Sr.	Bloomington, Ind.-South/Indiana
12x	Johnson III, RJ	QB	6-2	207	Fr.	Atlanta, Ga.-Westlake
12x	Smith, Avery*	CB	5-10	195	Fr. (R)	East Point, Ga.-Riverwood
13x	Boone, Peny*	RB	6-1	242	Jr.	Detroit, Mich.-Martin Luther King/Maryland
13x	DeHaan, Jake	QB	6-2	188	Fr.	Byron Center, Mich.-South Christian
13x	Thompson, Nicholas	CB	6-2	198	Fr.	Fort Wayne, Ind.-Bishop Luers
14x	Reasonover, Peyton	CB	6-1	183	Fr. (R)	Toledo, Ohio-Central Catholic
14x	Smith, Sam, Jr.	WR	6-4	207	Fr.	Delta, Ohio-Wauseon
15x	Cherry, Micah	CB	6-3	172	Jr.	Petal, Miss.-Petal/Pearl River CC
15x	Vandeross III, Junior*	WR	5-8	178	So.	Tampa, Fla.-Jesuit
17x	Munnerlyn, Don	WR	6-5	215	So.	Columbus, Ohio-Independence/Rutgers
17x	Williams, Eric	LB	5-11	190	Fr.	East Liverpool, Ohio-East Liverpool
19	Gant, Dallas*	LB	6-3	230	Sr.	Toledo, Ohio-St. John's Jesuit/Ohio State
20x	Frantz, Jaret	WR	6-3	190	So.	Elyria, Ohio-Elyria Catholic/Ball State
20x	Fuller, Andre*	CB	6-2	200	Jr.	Loxahatchee, Fla.-Seminole Ridge/Arkansas-Pine Bluff
21x	Allen, Julian	WR	6-1	187	Fr.	St. Petersburg, Fla.-Clearwater Central Catholic
21x	Bowers, Nasir*	CB	5-9	180	So.	Lakeland, Fla.-Lakeland
22x	McNeil-Warren, Emmanuel*	S	6-2	195	So.	St. Petersburg, Fla.-Lakewood
22x	Willoughby, Jedyiah	WR	6-1	202	Fr.	Fairburn, Ga.-Langston Hughes
23x	McGhee, Roland, Jr.	CB	6-1	175	Fr.	Nashville, Tenn.-Ensworth
23x	Rusk, Cooper	WR	5-10	180	Fr. (R)	Macedonia, Ohio-Nordonia
24x	Holmes, Kaden	DB	5-11	190	Fr.	Fremont, Ohio-Ross
24x	Walendzak, Connor	RB	5-11	210	Fr.	Perrysburg, Ohio-Perrysburg
25	Hook, Maxen***	S	6-0	205	Jr.	New Palestine, Ind.-New Palestine
26x	Awls, Braden	DB	6-0	190	Fr.	Sylvania, Ohio-Toledo Central Catholic
26x	Drennen, Mike II	RB	5-11	190	Jr.	Hilltop, Ohio-Coffman/Kentucky
27	Mitchell, Quinyon***	CB	6-0	196	Jr.	Williston, Fla.-Williston
28x	Gales, Chris	S	6-0	218	So.	Cleveland, Ohio-Benedictine
28x	McMahon, Bryce	RB	5-11	215	Jr.	Centerville, Ohio-Centerville
29x	Pawlak, Luke	PK	5-10	175	Jr.	Sylvania, Ohio-Northview/Montana State
29x	Turner, Nick	CB	5-11	198	Jr.	Slidell, La.-Brother Martin/Arkansas
30	Chairese, Vontrell	OLB	6-3	242	So.	Chicago, Ill.-Wendell Phillips Academy
31	Bolden, Daniel****	LB	6-1	248	Jr.	Cincinnati, Ohio-Colerain
32x	Baker, Jayden	LB	6-1	221	So.	Massillon, Ohio-Jackson
32x	Shaw, Willie III	RB	5-11	205	So.	Chicago, Ill.-Brother Rice
33x	Hammer, Bryson	WR	5-11	175	Fr.	Fremont, Ohio-Ross
33x	Wilson, CJ, Jr.	OLB	6-2	255	So.	Detroit, Mich.-Cass Tech
34	Jones, Connor	LB	6-2	245	So.	Hilliard, Ohio-Darby
35	Holt, Deshawn*	OLB	6-5	242	Jr.	Waldorf, Md.-Westlake/Maryland
36x	Duran, Emilio	PK/P	6-0	185	Fr.	Ottawa Hills, Ohio-Ottawa Hills
37	Ollison, Damon II	LB	6-0	222	So.	Akron, Ohio-Archbishop Hoban
38	Claassen, Kaden	PK/P	5-9	200	Fr. (R)	Wichita Heights, Kan.-Wichita Heights/Butler CC
39x	Hohler, Dylan	S	6-4	185	Fr.	Huron, Ohio-Huron
39x	Quigley, Liam	PK	5-9	192	Fr.	Berkeley Heights, N.J.-Governor Livingston





2023 NUMERICAL ROSTER

40	Kühl, Lenny*	TE	6-5	250	So.	Munich, Germany-Oklahoma City Cassady
41	Andrews, Dalton	TE	6-2	255	Jr.	Pemberville, Ohio-Eastwood
42	Szykowny, Trey*	LS	6-3	243	So.	Sylvania, Ohio-Northview
43	Ellis, Sawiaha**	LB	6-1	235	So.	Hamilton, Ohio-Fairfield
44	Ragin, D'Andre***	OLB	6-2	250	Jr.	Opa Locka, Fla.-St. Thomas Aquinas
45x	Ezirim, CC	TE	6-7	245	Fr.	Dublin, Ohio-Dublin Jerome
45x	Riven, Jalen	LB	6-3	270	So.	Toledo, Ohio-Central Catholic
46	Peters, Jeremiah	OLB	6-4	220	So.	Miami, Fla.-Booker T. Washington
47x	Bailey, Matthew	LS	6-2	214	Sr.	Deland, Fla.-Deland/South Carolina
47x	Drewery, Cam	CB	5-10	150	Fr.	Cleveland, Ohio-St. Edward
48	Denning, Michael	PK	6-0	188	Jr.	Sidney, Ohio-Lehman Catholic/Dayton
49	D'Appolonia, Chris	LB	6-3	230	Fr.	Cranberry Township, Pa.-Seneca Valley
51	Brueggemann, Trey	LB	6-1	220	Fr.	Temperance, Mich.-Bedford
52	Butler, Cavon***	DT	6-3	312	Jr.	Toledo, Ohio-Whitmer/Kentucky
55	Major, Kendall*	OL	6-3	302	Sr.	Beaumont, Texas-West Brook/Kilgore (Texas) JC
56x	Rogers, Devan****	C	6-2	293	Sr.	Sidney, Ohio-Sidney
56x	Taylor, Terrance****	OLB	6-3	228	Sr.	Chicago, Ill.-Phillips
57	Wigand, Tanner*	OL	6-6	307	So.	Manitowoc, Wis.-Lincoln
58	Beckenhaupt, Drew	OL	6-3	298	So.	Cleves, Ohio-Elder
59x	Feiertag, Andrew	OL	6-6	293	Jr.	Reading, Ohio-Reading/Hudson Valley CC
59x	Poynter, Martez	DT	6-4	290	So.	St. Louis, Mo.-Trinity Catholic
60	Long, Tyler***	OL	6-4	290	Jr.	Toledo, Ohio-Springfield
61	Stephens, Justin**	TE	6-5	262	Jr.	Trotwood, Ohio-Trotwood-Madison
62	Ludwig, Mason	OL	6-5	285	Fr.	East Liverpool, Ohio-East Liverpool
63	Zimmerly, Grant	OL	6-4	290	Fr.	Perrysburg, Ohio-Perrysburg
64	Keane, Brian	OL	6-5	283	Fr. (R)	Cleveland, Ohio-St. Ignatius
65	Gales, Stephen	OL	6-6	298	Fr. (R)	Alliance, Ohio-Alliance
66	Fouty, Carter	OL	6-4	299	So.	Oregon, Ohio-Toledo Central Catholic/Air Force
67	Schwiebert, Garrett*	OL	6-7	302	So.	Hamler, Ohio-Patrick Henry
68	Cannon, Jackson	OL	6-5	318	Fr. (R)	Forsyth, Ga.-Ola/Mississippi State
70	Orr, Rod	OL	6-6	315	So.	Gadsden, Ala.-Gadsden/Florida State
71	Sciury, Vinny**	OL	6-3	305	Jr.	Massillon, Ohio-Perry
72	Spoth, Ethan	OL	6-4	305	Fr. (R)	Eastlake, Ohio-North
73	Rosi, Nick***	OL	6-4	298	Jr.	Powell, Ohio-Olentangy Liberty
74	Rhett, Cole	OL	6-7	318	Fr.	Columbus, Ohio-Bishop Watterson
76	Riedel, Chase	OL	6-4	285	Fr. (R)	Macedonia Ohio-Nordonia
78	Nwaogwugwu, David	OL	6-5	301	Sr.	Bronx, N.Y.-DeWitt Clinton/Rutgers
79	Winner, Alek	OL	6-4	270	Fr.	Harrod, Ohio-Allen East
80	Wesley, Elijah	WR	6-0	198	So.	Canton, Ohio-Canton McKinley
81	Stovall, Dalen	WR	6-2	192	So.	Stow, Ohio-Stow-Munroe Falls
83	Vanderbosch, Jalen*	WR	6-2	200	Jr.	Fort Wayne, Ind.-Concordia Lutheran/Siena Heights
84	Zsiros, Thomas**	WR	6-3	215	So.	Maumee, Ohio-St. Johns Jesuit
85x	Dottin, Jaden	WR	6-2	195	So.	Cambridge, Mass.- Suffield Academy (Conn.)/Penn State
85x	Stephens, Larry**	WR	5-11	188	So.	Springfield, Ohio-Springfield
85x	Woliver, Adrian****	OLB	6-2	260	Sr.	Stow, Ohio-Stow-Munroe Falls
86	Thomas, Donivon	TE	6-5	216	Fr.	Chattanooga, Tenn.-Brainerd
87	Holley III, Eric	WR	6-2	198	Fr. (R)	Akron, Ohio-East
88	Torres, Anthony*	TE	6-6	250	Jr.	Mishawaka, Ind.-Penn/Western Michigan
89	Nelson, Blake	TE	6-3	252	Fr.	West Bloomfield, Mich.-Walled Lake Central
90	Carter, Esean	DT	6-2	285	So.	Detroit, Mich.-Martin Luther King
91	Shamma, Laith	DE	6-6	270	Fr.	Ann Arbor, Mich.-Huron
92	Huss, Tommy	DE	6-3	220	Fr.	Lambertville, Mich.-Bedford
93	Davis, Malachi	OLB	6-4	257	Fr. (R)	Holt, Mich.-Holt
94	Potter, Zach	DL	6-5	275	Fr.	Franklin, Ohio-Bishop Fenwick
95	Culpepper, Judge**	DT	6-4	293	Sr.	Tampa, Fla.-Plant/Penn State
96	Eldridge, Kiel	DL	6-5	280	Fr. (R)	Fort Wayne, Ind.-Mae Jamison
97	Ray, Doran, Jr.	DT	6-2	288	So.	Detroit, Mich.-Cass Tech
99	Ford, Travion	DE	6-4	275	Fr. (R)	St. Louis, Mo.-Lutheran North/Missouri

Roster as of Aug. 15, 2023

x - duplicate number

* Letters won





2023 GEOGRAPHICAL ROSTER

OHIO (59)

No.	Name	Pos.	Ht.	Wt.	Cl.	Hometown-High School
41	Andrews, Dalton	TE	6-2	255	Jr.	Pemberville, Ohio-Eastwood
26	Awls, Braden	DB	6-0	190	Fr.	Sylvania, Ohio-Toledo Central Catholic
32x	Baker, Jayden	LB	6-1	221	So.	Massillon, Ohio-Jackson
6x	Bauer, Nate****	S	6-0	202	Sr.	Akron, Ohio-Archbishop Hoban
10x	Beale, Adam***	WR	5-8	162	Sr.	Holland, Ohio-Springfield
58	Beckenhaupt, Drew	OL	6-3	298	So.	Cleves, Ohio-Elder
31	Bolden, Daniel***	LB	6-1	248	Jr.	Cincinnati, Ohio-Colerain
52	Butler, Cavon***	DT	6-3	312	Jr.	Toledo, Ohio-Whitmer/Kentucky
8x	Covington, Drew	S	6-3	236	Fr. (R)	Cincinnati, Ohio-Turpin
48	Denning, Michael	PK	6-0	188	Jr.	Sidney, Ohio-Lehman Catholic/Dayton
	Drennen, Mike	RB	5-11	190	Jr.	Dublin, Ohio-Coffman/Kentucky
47	Drewery, Cam	CB	5-10	150	Fr.	Cleveland, Ohio-St. Edward
36x	Duran, Emilio	PK/P	6-0	185	Fr.	Ottawa Hills, Ohio-Ottawa Hills
43	Ellis, Sawiaha*	LB	6-1	235	So.	Hamilton, Ohio-Fairfield
45x	Ezirim, CC	TE	6-7	245	Fr.	Dublin, Ohio-Dublin Jerome
59x	Feiertag, Andrew	OL	6-6	293	Jr.	Reading, Ohio-Reading/Hudson Valley CC
7x	Ford, Zachary****	S	6-3	200	Sr.	Cleveland, Ohio-Cleveland Heights
10x	Foster, Jermaine	WR	6-0	185	Fr.	Euclid, Ohio-Cleveland Glenville
66	Fouty, Carter	OL	6-4	299	So.	Oregon, Ohio-Toledo Central Catholic
20x	Frantz, Jaret	WR	6-3	190	So.	Elyria, Ohio-Elyria Catholic/Ball State
28x	Gales, Chris	S	6-0	218	So.	Cleveland, Ohio-Benedictine
65	Gales, Stephen	OL	6-6	298	Fr. (R)	Alliance, Ohio-Alliance
19	Gant, Dallas*	LB	6-3	230	Sr.	Toledo, Ohio-St. John's Jesuit/Ohio State
33	Hammer, Bryson	WR	5-10	173	Fr.	Fremont, Ohio-Ross
39x	Hohler, Dylan	S	6-3	185	Fr.	Huron, Ohio-Huron
87	Holley III, Eric*	WR	6-2	198	Fr. (R)	Akron, Ohio-East
24x	Holmes, Kaden	DB	5-11	190	Fr.	Fremont, Ohio-Ross
34x	Jones, Connor	LB	6-2	245	So.	Hilliard, Ohio-Darby
64	Keane, Brian	OL	6-5	283	Fr. (R)	Cleveland, Ohio-St. Ignatius
60	Long, Tyler****	OL	6-4	290	Jr.	Toledo, Ohio-Springfield
62	Ludwig, Mason	OL	6-5	285	Fr.	East Liverpool, Ohio-East Liverpool
8	Maddox, Devin****	WR	5-9	176	Sr.	Lakewood, Ohio-Cleveland St. Edward's
28x	McMahon, Bryce	RB	5-11	215	Jr.	Centerville, Ohio-Centerville
17x	Munnerlyn, Don	WR	6-5	215	So.	Columbus, Ohio-Independence/Rutgers
37	Ollison, Damon II	LB	6-0	222	So.	Akron, Ohio-Archbishop Hoban
29x	Pawlak, Luke	PK	5-10	175	Jr.	Sylvania, Ohio-Northview/Montana State
94	Potter, Zach	DL	6-5	275	Fr.	Franklin, Ohio-Bishop Fenwick
14x	Reasonover, Peyton	CB	6-1	183	Fr. (R)	Toledo, Ohio-Central Catholic
74	Rhett, Cole	OL	6-7	318	Fr.	Columbus, Ohio-Bishop Watterson
76	Riedel, Chase	OL	6-4	285	Fr. (R)	Macedonia Ohio-Nordonia
45x	Riven, Jalen	LB	6-3	270	So.	Toledo, Ohio-Central Catholic
56x	Rogers, Devan****	C	6-2	293	Sr.	Sidney, Ohio-Sidney
73	Rosi, Nick***	OL	6-4	298	Jr.	Powell, Ohio-Olentangy Liberty
23x	Rusk, Cooper	WR	5-10	180	Fr. (R)	Macedonia, Ohio-Nordonia
67	Schwibert, Garrett*	OL	6-7	302	So.	Hamlar, Ohio-Patrick Henry
71	Sciury, Vinny**	OL	6-3	305	Jr.	Massillon, Ohio-Perry
14x	Smith, Sam, Jr.	WR	6-4	207	Fr.	Delta, Ohio-Wauseon
72	Spoth, Ethan	OL	6-4	305	Fr. (R)	Eastlake, Ohio-North
61	Stephens, Justin*	OL	6-5	262	Jr.	Trotwood, Ohio-Trotwood-Madison
85x	Stephens, Larry**	WR	5-11	188	So.	Springfield, Ohio-Springfield
81	Stovall, Dalen	WR	6-2	192	So.	Stow, Ohio-Stow-Munroe Falls
42	Szykowny, Trey*	LS	6-3	243	So.	Sylvania, Ohio-Northview
24x	Walendzak, Connor	RB	5-11	210	Fr.	Perrysburg, Ohio-Perrysburg
80	Wesley, Elijah	WR	6-0	198	So.	Canton, Ohio-Canton McKinley
79	Winner, Alekzavier	OL	6-4	270	Fr.	Harrod, Ohio-Allen East
17x	Williams, Eric	OLB	5-11	188	Fr.	East Liverpool, Ohio-East Liverpool
85x	Woliver, Adrian****	OLB	6-2	260	Sr.	Stow, Ohio-Stow-Munroe Falls
63	Zimmerly, Grant	OL	6-4	290	Fr.	Perrysburg, Ohio-Perrysburg
84	Zsiros, Thomas**	WR	6-3	215	So.	Maumee, Ohio-St. Johns Jesuit

FLORIDA (15)

21x	Allen, Julian	WR	6-1	187	Fr.	St. Petersburg, Fla.-Clearwater Central Catholic
47	Bailey, Matthew	LS	6-2	214	Sr.	Deland, Fla.-Deland/South Carolina
21x	Bowers, Nasir*	CB	5-9	180	So.	Lakeland, Fla.-Lakeland
95	Culpepper, Judge**	DT	6-4	293	Sr.	Tampa, Fla.-Plant/Penn State
4x	Delancy, RJ III**	CB	6-0	180	Jr.	Miami, Fla.-Northwestern/Nebraska
20x	Fuller, Andre*	CB	6-2	200	Jr.	Loxahatchee, Fla.-Seeminole Ridge
4	Gleason, Tucker*	QB	6-3	235	So.	Tampa, Fla.-Plant/Georgia Tech
3x	McDonald, Chris****	CB	5-10	192	Sr.	Miami, Fla.-Southridge
22x	McNeil-Warren, Emmanuel*	S	6-2	195	So.	St. Petersburg, Fla.-Lakewood
27	Mitchell, Quinyon***	CB	6-0	196	Jr.	Williston, Fla.-Williston
1	Newton, Jerjuan***	WR	5-11	192	Jr.	St. Petersburg, Fla.-Clearwater Central Catholic
46	Peters, Jeremiah	OLB	6-4	220	So.	Miami, Fla.-Booker T. Washington
44	Ragin, D'Andre***	OLB	6-2	250	Jr.	Opa Locka, Fla.-St. Thomas Aquinas
0	Stuart, Jacques***	RB	5-9	178	Jr.	Miami, Fla.-Miami Northwestern
15x	Vandeross III, Junior*	WR	5-8	178	So.	Tampa, Fla.-Jesuit

MICHIGAN (11)

13x	Boone, Peny*	RB	6-1	242	Jr.	Detroit, Mich.-Martin Luther King/Maryland
51x	Brueggemann, Trey	LB	6-1	220	Fr.	Bedford, Mich.-Bedford

90	Carter, ESean	DT	6-2	285	So.	Detroit, Mich.-Martin Luther King
93	Davis, Malachi	OLB	6-4	257	Fr. (R)	Holt, Mich.-Holt
13x	DeHaan, Jake	QB	6-2	188	Fr.	Byron Center, Mich.-South Christian
7x	Finn, Dequan***	QB	6-2	205	Jr.	Detroit, Mich.-Martin Luther King
92	Huss, Tommy	DE	6-3	220	Fr.	Bedford, Mich.-Bedford
89	Nelson, Blake	TE	6-3	252	Fr.	West Bloomfield, Mich.-Walled Lake Central
97	Ray, Doran, Jr.	DT	6-2	288	So.	Detroit, Mich.-Cass Tech
91	Shamma, Laith	DE	6-6	270	Fr.	Ann Arbor, Mich.-Huron
33x	Wilson, CJ, Jr.*	OLB	6-2	255	So.	Detroit, Mich.-Cass Tech

INDIANA (8)

9	Alexander, Darius***	DT	6-4	310	Jr.	Fort Wayne, Ind.-Wayne
5	Barrow, Jackson***	LB	6-0	224	Jr.	Indianapolis, Ind.-Cathedral
96	Eldridge, Kiel	DL	6-5	280	Fr. (R)	Fort Wayne, Ind.-Mae Jamison
25	Hook, Maxen***	S	6-0	205	Jr.	New Palestine, Ind.-New Palestine
13x	Thompson, Nicholas	CB	6-2	198	Fr.	Fort Wayne, Ind.-Bishop Luers
88	Torres, Anthony*	TE	6-6	250	Jr.	Mishawaka, Ind.-Penn/Western Michigan
83	Vanderbosch, Jalen	WR	6-2	200	Jr.	Fort Wayne, Ind.-Concordia Lutheran
11	Pechac, Kris	RB	5-11	210	Sr.	Bloomington, Ind.-South/Indiana

GEORGIA (5)

68	Cannon, Jackson	OL	6-5	318	Fr. (R)	Forsyth, Ga.-Ola/Mississippi State
12x	Johnson III, RJ	QB	6-2	207	Fr.	Atlanta, Ga.-Westlake
6x	Richter, John Alan	QB	6-3	215	Fr. (R)	Gray, Ga.-Jones County
12x	Smith, Avery*	CB	5-10	195	Fr. (R)	East Point, Ga.-Riverwood
22x	Willoughby, Jediyah	WR	6-1	202	Fr.	Fairburn, Ga.-Langston Hughes

ILLINOIS (3)

30	Chairese, Vontrell	OLB	6-3	242	So.	Chicago, Ill.-Wendell Phillips Academy
32x	Hook, Willie III	RB	5-11	205	So.	Chicago, Ill.-Brother Rice
56x	Taylor, Terrance****	OLB	6-3	228	Sr.	Chicago, Ill.-Phillips

MISSISSIPPI (2)

15x	Cherry, Micah	CB	6-3	172	Jr.	Petal, Miss.-Petal/Pearl River CC
3x	Kelly, Micah***	RB	5-9	203	Jr.	Gautier, Miss.-Ocean Springs

MISSOURI (2)

99	Ford, Travion	DE	6-4	275	Fr. (R)	St. Louis, Mo.-Lutheran North/Missouri
9x	Poynter, Martez	DT	6-4	290	So.	St. Louis, Mo.-Trinity Catholic

TENNESSEE (2)

23x	McGhee, Roland, Jr.	CB	6-1	175	Fr.	Nashville, Tenn.-Ensworth
86	Thomas, Donivon	TE	6-5	216	Fr.	Chattanooga, Tenn.-Brainerd

ALABAMA (1)

70	Orr, Rod	OL	6-6	315	So.	Gadsden, Ala.-Gadsden/Florida State
----	----------	----	-----	-----	-----	-------------------------------------

KANSAS (1)

38	Claassen, Kaden	PK/P	5-9	200	Fr. (R)	Wichita Heights, Kan.-Wichita Heights
----	-----------------	------	-----	-----	---------	---------------------------------------

LOUISIANA (1)

29x	Turner, Nick	CB	5-11	198	Jr.	Slidell, La.-Brother Martin/Arkansas
-----	--------------	----	------	-----	-----	--------------------------------------

MARYLAND (1)

35	Holt, Deshawn*	OLB	6-5	242	Jr.	Waldorf, Md.-Westlake/Maryland
----	----------------	-----	-----	-----	-----	--------------------------------

MASSACHUSETTS (1)

85x	Dottin, Jaden	WR	6-2	195	So.	Cambridge, Mass.-Suffield Academy(Conn.)
-----	---------------	----	-----	-----	-----	--

NEW JERSEY (1)

39x	Quigley, Liam	PK	5-9	192	Fr.	Berkeley Heights, N.J.-Governor Livingston
-----	---------------	----	-----	-----	-----	--

NEW YORK (1)

78	Nwaogwugwu, David	OL	6-5	301	Sr.	Bronx, N.Y.-DeWitt Clinton/Rutgers
----	-------------------	----	-----	-----	-----	------------------------------------

PENNSYLVANIA (1)

49	D'Appolonia, Chris	LB	6-3	230	Fr.	Cranberry Township, Pa.-Seneca Valley
----	--------------------	----	-----	-----	-----	---------------------------------------

TEXAS (1)

55	Major, Kendall**	OL	6-3	302	Sr.	Beaumont, Texas-West Brook
----	------------------	----	-----	-----	-----	----------------------------

WISCONSIN (1)

57	Wigand, Tanner*	OL	6-6	307	So.	Manitowoc, Wis.-Lincoln
----	-----------------	----	-----	-----	-----	-------------------------

INTERNATIONAL (1)

40	Kühl, Lenny*	TE	6-5	250	So.	Munich, Germany-Oklahoma City Cassady
----	--------------	----	-----	-----	-----	---------------------------------------



2023 ROSTER BY CLASS

SENIORS (14)

No.	Name	Pos.	Ht.	Wt.	Cl.
47x	Bailey, Matthew	LS	6-2	214	Sr.
6x	Bauer, Nate****	S	6-0	202	Sr.
10	Beale, Adam***	WR	5-8	162	Sr.
95	Culpepper, Judge**	DT	6-4	293	Sr.
7x	Ford, Zachary****	S	6-3	200	Sr.
19	Gant, Dallas*	LB	6-3	230	Sr.
8	Maddox, Devin****	WR	5-9	176	Sr.
55	Major, Kendall**	OL	6-3	302	Sr.
3x	McDonald, Chris****	CB	5-10	192	Sr.
78	Nwaogwugwu, David	OL	6-5	301	Sr.
11	Pechac, Kris	RB	5-11	210	Sr.
56x	Rogers, Devan****	C	6-2	293	Sr.
56x	Taylor, Terrance*****	OLB	6-3	228	Sr.
85x	Woliver, Adrian****	OLB	6-2	260	Sr.

70	Orr, Rod	OL	6-6	315	So.
46	Peters, Jeremiah	OLB	6-4	220	So.
59x	Poynter, Martez	DT	6-4	290	So.
97	Ray, Doran, Jr.	DT	6-2	288	So.
45x	Riven, Jalen	LB	6-3	270	So.
67	Schwiebert, Garrett*	OL	6-7	302	So.
32x	Shaw, Willie III	RB	5-11	205	So.
85x	Stephens, Larry**	WR	5-11	188	So.
81	Stovall, Dalen	WR	6-2	192	So.
42	Szykowny, Trey*	LS	6-3	243	So.
15x	Vandeross III, Junior*	WR	5-8	178	So.
80	Wesley, Elijah	WR	6-0	198	So.
57	Wigand, Tanner*	OL	6-6	307	So.
33x	Wilson, CJ, Jr.*	OLB	6-2	255	So.
84	Zsiros, Thomas**	WR	6-3	215	So.

JUNIORS (29)

9	Alexander, Darius***	DT	6-4	310	Jr.
41	Andrews, Dalton	TE	6-2	255	Jr.
5	Barrow, Jackson***	LB	6-0	224	Jr.
31	Bolden, Daniel***	LB	6-1	248	Jr.
13x	Boone, Peny*	RB	6-1	242	Jr.
52	Butler, Cavon***	DT	6-3	312	Jr.
15x	Cherry, Micah	CB	6-3	172	Jr.
4x	Delancy, RJ III**	CB	6-0	180	Jr.
48	Denning, Michael	PK	6-0	188	Jr.
	Drennen, Mike II	RB	5-11	190	Jr.
59x	Feiertag, Andrew	OL	6-6	293	Jr.
7x	Finn, Dequan***	QB	6-2	205	Jr.
20x	Fuller, Andre*	CB	6-2	200	Jr.
35	Holt, Deshawn*	OLB	6-5	242	Jr.
25	Hook, Maxen***	S	6-0	205	Jr.
3x	Kelly, Micah***	RB	5-9	203	Jr.
60	Long, Tyler***	OL	6-4	290	Jr.
28x	McMahon, Bryce	RB	5-11	215	Jr.
27	Mitchell, Quinyon***	CB	6-0	196	Jr.
1	Newton, Jerjuan***	WR	5-11	192	Jr.
29x	Pawlak, Luke	PK	5-10	175	Jr.
44	Ragin, D'Andre***	OLB	6-2	250	Jr.
73	Rosi, Nick***	OL	6-4	298	Jr.
71	Sciury, Vinny**	OL	6-3	305	Jr.
61	Stephens, Justin*	OL	6-5	262	Jr.
0	Stuart, Jacques***	RB	5-9	178	Jr.
88	Torres, Anthony*	TE	6-6	250	Jr.
29x	Turner, Nick	CB	5-11	198	Jr.
83	Vanderbosch, Jalen	WR	6-2	200	Jr.

REDSHIRT FRESHMEN (14)

68	Cannon, Jackson	OL	6-5	318	Fr. (R)
38	Claassen, Kaden	PK/P	5-9	200	Fr. (R)
8x	Covington, Drew	S	6-3	236	Fr. (R)
93	Davis, Malachi	OLB	6-4	257	Fr. (R)
96	Eldridge, Kiel	DL	6-5	280	Fr. (R)
99	Ford, Travion	DE	6-4	275	Fr. (R)
65	Gales, Stephen	OL	6-6	298	Fr. (R)
87	Holley III, Eric*	WR	6-2	198	Fr. (R)
64	Keane, Brian	OL	6-5	283	Fr. (R)
14x	Reasonover, Peyton	CB	6-1	183	Fr. (R)
6x	Richter, John Alan	QB	6-3	215	Fr. (R)
76	Riedel, Chase	OL	6-4	285	Fr. (R)
23x	Rusk, Cooper	WR	5-10	180	Fr. (R)
12x	Smith, Avery*	CB	5-10	195	Fr. (R)
72	Spoth, Ethan	OL	6-4	305	Fr. (R)

FRESHMEN (23)

21x	Allen, Julian	WR	6-1	187	Fr.
26	Awls, Braden	DB	6-0	190	Fr.
51	Brueggemann, Trey	LB	6-1	220	Fr.
49	D'Appolonia, Chris	LB	6-3	230	Fr.
13x	DeHaan, Jake	QB	6-2	188	Fr.
47x	Drewery, Cam	CB	5-10	150	Fr.
36x	Duran, Emilio	PK/P	6-0	185	Fr.
45x	Ezirim, CC	TE	6-7	245	Fr.
10x	Foster, Jermaine	WR	6-0	185	Fr.
33	Hammer, Bryson	WR	5-10	173	Fr.
24x	Holmes, Kaden	DB	5-11	190	Fr.
39x	Huhler, Dylan	S	6-3	185	Fr.
92	Huss, Tommy	DE	6-3	220	Fr.
12x	Johnson III, RJ	QB	6-2	207	Fr.
62	Ludwig, Mason	OL	6-5	285	Fr.
23x	McGhee, Roland, Jr.	CB	6-1	175	Fr.
89	Nelson, Blake	TE	6-3	252	Fr.
94	Potter, Zach	DL	6-5	275	Fr.
39x	Quigley, Liam	PK	5-9	192	Fr.
74	Rhett, Cole	OL	6-7	318	Fr.
91	Shamma, Laith	DE	6-6	270	Fr.
14x	Smith, Sam, Jr.	WR	6-4	207	Fr.
86	Thomas, Donivon	TE	6-5	216	Fr.
13x	Thompson, Nicholas	CB	6-2	198	Fr.
24x	Walendzak, Connor	RB	5-11	210	Fr.
22x	Willoughby, Jedyiah	WR	6-1	202	Fr.
17x	Williams, Eric	OLB	5-11	188	Fr.
79	Winner, Alekzavier	OL	6-4	270	Fr.
63	Zimmerly, Grant	OL	6-4	290	Fr.

SOPHOMORES (32)

32x	Baker, Jayden	LB	6-1	221	So.
21x	Bowers, Nasir*	CB	5-9	180	So.
90	Carter, ESean	DT	6-2	285	So.
30	Chairse, Vontrell	OLB	6-3	242	So.
85x	Dottin, Jaden	WR	6-2	195	So.
43	Ellis, Sawiaha*	LB	6-1	235	So.
66	Fouty, Carter	OL	6-4	299	So.
20x	Frantz, Jaret	WR	6-3	190	So.
28x	Gales, Chris	S	6-0	218	So.
4x	Gleason, Tucker*	QB	6-3	235	So.
34x	Jones, Connor	LB	6-2	245	So.
40	Kühl, Lenny*	TE	6-5	250	So.
22x	McNeil-Warren, Emmanuel*	S	6-2	195	So.
17x	Munnerlyn, Don	WR	6-5	215	So.
37	Ollison, Damon II	LB	6-0	222	So.





TOLEDO RETURNING LETTERWINNERS (47)

No.	Name	Pos.	Ht.	Wt.	Cl.	Hometown-High School/Transfer or Prep
98	Alexander, Darius***	DT	6-4	305	Jr.	Fort Wayne, Ind.-Wayne
42	Barrow, Jackson***	LB	6-0	220	Jr.	Indianapolis, Ind.-Cathedral
6x	Bauer, Nate****	S	6-0	200	Sr.	Akron, Ohio-Archbishop Hoban
10x	Beale, Adam**	WR	5-8	165	Sr.	Holland, Ohio-Springfield
31	Bolden, Daniel***	LB	6-1	250	Jr.	Cincinnati, Ohio-Colerain
33x	Boone, Peny*	RB	6-1	235	Jr.	Detroit, Mich.-Martin Luther King/Maryland
21x	Bowers, Nasir*	CB	5-9	168	So.	Lakeland, Fla.-Lakeland
52	Butler, Cavon***	DT	6-3	290	Jr.	Toledo, Ohio-Whitmer / Kentucky
95	Culpepper, Judge**	DT	6-4	290	Sr.	Tampa, Fla.-Plant/Penn State
11	Delancy, RJ III**	CB	6-0	185	Jr.	Miami, Fla. - Northwestern/Nebraska
43	Ellis, Sawiaha**	LB	6-1	230	So.	Hamilton, Ohio-Fairfield
7x	Finn, Dequan***	QB	6-2	210	Jr.	Detroit, Mich. -Martin Luther King
7x	Ford, Zachary****	S	6-3	200	Sr.	Cleveland, Ohio-Cleveland Heights
20x	Fuller, Andre*	CB	6-2	195	Jr.	Loxahatchee, Fla.-Seminole Ridge/Arkansas-Pine Bluff
19	Gant, Dallas*	LB	6-3	235	Sr.	Toledo, Ohio-St. John's Jesuit/Ohio State
4x	Gleason, Tucker*	QB	6-3	230	So.	Tampa, Fla.-Plant/Georgia Tech
35	Holt, Deshawn*	OLB	6-5	240	Jr.	Waldorf, Md.-Westlake/Maryland
25x	Hook, Maxen***	S	6-0	210	Jr.	New Palestine, Ind.-New Palestine
3	Kelly, Micah***	RB	5-9	200	Jr.	Gautier, Miss.-Ocean Springs
40	Kühl, Lenny*	TE	6-5	245	So.	Munich, Germany – Oklahoma City Cassady
60	Long, Tyler***	OL	6-4	290	Jr.	Toledo, Ohio-Springfield
8x	Maddox, Devin****	WR	5-9	175	Sr.	Lakewood, Ohio-Cleveland St. Edward's
55	Major, Kendall*	OL	6-3	300	Sr.	Beaumont, Texas - West Brook/Kilgore (Texas) JC
13x	McDonald, Chris****	CB	5-10	190	Sr.	Miami, Fla.-Southridge
22x	McNeil-Warren, Emmanuel*	S	6-2	186	So.	St. Petersburg, Fla.-Lakewood
27	Mitchell, Quinyon***	CB	6-0	200	Jr.	Williston, Fla.-Williston
1	Newton, Jerjuan****	WR	5-11	190	Jr.	St. Petersburg, Fla.-Clearwater Central Catholic
59x	Poynter, Martez*	DT	6-4	275	So.	St. Louis, Mo.-Trinity Catholic
44	Ragin, D'Andre***	OLB	6-2	235	Jr.	Opa Locka, Fla.-St. Thomas Aquinas
56x	Rogers, Devan****	C	6-2	285	Sr.	Sidney, Ohio-Sidney
73	Rosi, Nick***	OL	6-4	290	Jr.	Powell, Ohio-Olentangy Liberty
67	Schwiebert, Garrett*	OL	6-7	295	So.	Halmer, Ohio – Patrick Henry
71	Sciury, Vinny**	OL	6-3	295	Jr.	Massillon, Ohio-Perry
32x	Shaw, Willie III*	RB	5-11	200	So.	Chicago, Ill.-Brother Rice
12x	Smith, Avery*	CB	5-10	190	Fr. (R)	East Point, Ga.-Riverwood
61	Stephens, Justin**	OL	6-5	270	Jr.	Trotwood, Ohio-Trotwood-Madison
85x	Stephens, Larry**	WR	5-11	190	So.	Springfield, Ohio-Springfield
21x	Stuart, Jacques***	RB	5-9	180	Jr.	Miami, Fla.-Miami Northwestern
50	Szykowny, Trey*	LS	6-3	250	So.	Sylvania, Ohio-Northview
56x	Taylor, Terrance****	OLB	6-3	225	Sr.	Chicago, Ill.-Phillips
88	Torres, Anthony*	TE	6-6	250	Jr.	Mishawaka, Ind.-Penn/Western Michigan
29x	Turner, Nick*	CB	5-11	190	Jr.	Slidell, La.-Brother Martin/Arkansas
83	Vanderbosch, Jalen*	WR	6-2	195	Jr.	Fort Wayne, Ind.-Concordia Lutheran/Siena Heights
15x	Vandeross III, Junior*	WR	5-8	191	So.	Tampa, Fla.-Jesuit
57	Wigand, Tanner*	OL	6-6	310	So.	Manitowoc, Wis.-Lincoln
85x	Woliver, Adrian****	OLB	6-2	250	Sr.	Stow, Ohio-Stow-Munroe Falls
84	Zsiros, Thomas**	WR	6-3	210	So.	Maumee, Ohio-St. Johns Jesuit

* Letters won





TOLEDO RETURNING STARTERS (16#)

Offense (9#)

No.	Name	Pos.	Ht.	Wt.	Cl.	Hometown-High School/Transfer or Prep
7x	Finn, Dequan***	QB	6-2	210	Jr.	Detroit, Mich. -Martin Luther King
60	Long, Tyler***#	OL	6-4	290	Jr.	Toledo, Ohio-Springfield
8x	Maddox, Devin****	WR	5-9	175	Sr.	Lakewood, Ohio-Cleveland St. Edward's
55	Major, Kendall*	OL	6-3	300	Sr.	Beaumont, Texas - West Brook/Kilgore (Texas) JC
1x	Newton, Jerjuan****	WR	5-11	190	Jr.	St. Petersburg, Fla.-Clearwater Central Catholic
56	Rogers, Devan****	C	6-2	285	Sr.	Sidney, Ohio-Sidney
73	Rosi, Nick***	OL	6-4	290	Jr.	Powell, Ohio-Olentangy Liberty
71	Sciury, Vinny**	OL	6-3	295	Jr.	Massillon, Ohio-Perry
0	Stuart, Jacques***	RB	5-9	180	Jr.	Miami, Fla.-Miami Northwestern

Defense (7)

No.	Name	Pos.	Ht.	Wt.	Cl.	Hometown-High School/Transfer or Prep
6x	Bauer, Nate****	S	6-0	200	Sr.	Akron, Ohio-Archbishop Hoban
95	Culpepper, Judge**	DT	6-4	290	Sr.	Tampa, Fla.-Plant/Penn State
7x	Ford, Zachary****	S	6-3	200	Sr.	Cleveland, Ohio-Cleveland Heights
19	Gant, Dallas*	LB	6-3	235	Sr.	Toledo, Ohio-St. John's Jesuit/Ohio State
25x	Hook, Maxen***	S	6-0	210	Jr.	New Palestine, Ind.-New Palestine
3x	McDonald, Chris****	CB	5-10	190	Sr.	Miami, Fla.-Southridge
27	Mitchell, Quinyon***	CB	6-0	200	Jr.	Williston, Fla.-Williston

Special Teams (0)

No.	Name	Pos.	Ht.	Wt.	Cl.	Hometown-High School/Transfer or Prep
-----	------	------	-----	-----	-----	---------------------------------------

16 starters returning not including special teams; includes Tyler Long (2021 starter)

TOLEDO PRONUNCIATION GUIDE

Jackson Barrow	BEAR-oh	John Allen Richter	RICH-ter
Nasir Bowers	nah-SEER	Chase Riedel	ry-DELL
Trey Brueggemann	BREW-guh-MIN	Devan Rogers	DEH-vin
Cavon Butler	cuh-VAHN	Nick Rosi	ROSS-ee
Esean Carter	E-shawn	Garrett Schwiebert	SHWY-bert
Vontrell Chairse	CHAIRZ	Vinny Sciury	SCUR-ee
Chris D'Appolonia	DAP-uh-LONE-nyuh	Laith Shamma	LAYTH
Malachi Davis	MAL-uh-ky	Ethan Spoth	SPOTHE
Jaden Dottin	DOT-in	Jackson Stofen	STO-fin
Kiel Eldridge	key-EL	Dalen Stovall	DAY-lin STO-val
Sawiaha Ellis	suh-WHY-uh	Jacquez Stuart	jah-QUEZ
CC Ezirim	EH-zir-im	Trey Szykowney	zuh-KOH-nee
Andrew Feiertag	FY-er-tag	Connor Walenzak	wall-EN-zak
Dequan Finn	dah-KWON	Tanner Wigand	WEE-gand
Carter Fouty	FOW-dee	Jediyah Willoughby	juh-DYE-uh
Maxen Hook	MAX-in	Thomas Zsiros	ZY-roce
Lenny Kühl	Cool		
Quinyon Mitchell	quin-YON	COACHES	
Don Munnerlyn	MUN-er-linn	Mike Hallett	HAL-it
Jerjuan Newton	jer-JUAN	Vince Kehres	CARE-riss
David Nwaogwugwu	wuh-GOO-goo	Frank Okam	OH-kam
Luke Pawlak	PAH-lak	Mark Staten	STAY-tin
Kris Pechac	PAY-chak	Robert Weiner	WEE-ner
D'Andre Ragin	DEE-on-dray RAY-gin	Brad Bichey	bih-SHAY





HEAD COACH JASON CANDLE

For the past 14 years, no one has embodied the success of Toledo Football more than Head Coach Jason Candle.

Candle has played a major role in the consistent excellence of the Rockets, first as an assistant coach from 2009-15, and then as head coach for the past seven seasons. He assumed the head coaching role in December of 2015 following a highly successful seven-year stint as a position coach and offensive coordinator. Since then, Candle has taken an already outstanding program to even greater heights.

In seven seasons as Toledo's head coach, Candle's record is 54-32 with two MAC Championship titles and six bowl appearances. No team in the Mid-American Conference has won more games than Toledo during Candle's tenure.

In 2017, the Rockets achieved an 11-3 record and won the Mid-American Conference Championship with a 45-28 victory over Akron in the MAC title game. Candle was named MAC Coach of the Year, leading the Rockets to their first outright MAC West Division crown since 1998 and first league championship since 2004.

In 2022, Candle's Rockets compiled a 9-5 record and won another league title, defeating East Division champion Ohio, 17-7, in the MAC Championship Game. Toledo went on to defeat Liberty in the Roofclaim.com Boca Raton Bowl, becoming the first Rocket team since 2001 to win a MAC Championship title and bowl game in the same season.

Candle has a tremendous record of developing players, as eight Rockets have been selected in the NFL Draft since 2017. In addition, Toledo has had the No. 1 recruiting class in the MAC five times during Candle's tenure.

Prior to assuming the helm of the Midnight Blue and Gold, Candle had been serving as the program's associate head coach/offensive coordinator. In that time, Toledo went 56-31, won three MAC West Division co-championships and appeared in four bowl games.

Candle moved into the corner office on Dec. 2, 2015, becoming the 27th head football coach in the storied history of Toledo football. Twenty days later, Candle and the Rockets celebrated a 32-17 victory over No. 24 Temple in the Marmot Boca Raton Bowl. The triumph capped a 10-2 season for the Rockets and gave Candle a head coaching debut to remember.





MAC Championship, Bowl Victory in 2022

Candle guided the Rockets to a share of the MAC West Division title and the second MAC Championship during his reign in 2022. Toledo defeated East Division champion Ohio, 17-7, at Detroit's Ford Field. The victory tied Candle with Frank Lauterbur (1969, 1970) and Tom Amstutz (2001, 2004) for the most outright titles in Toledo history.

Toledo then went on to defeat Liberty, 21-19, in the 2022 Roofclaim.com Boca Raton Bowl on Dec. 20, marking the first time since 2001 that a Rocket squad won a MAC Championship title and bowl game in the same season.

Candle and his Rockets earned their trip to the 2022 Roofclaim.com Boca Raton with a MAC Championship run that was not without its challenges. But the Midnight Blue and Gold triumphed when it mattered most, winning four of five MAC West Division games and then handling a very tough Ohio team in the MAC Championship Game.

A smothering defense and a gutsy performance by sophomore quarterback Dequan Finn launched the Toledo Rockets to a 17-7 victory over the Bobcats. Finn threw for 154 yards and ran for 86 more on his way to being named the game's Offensive MVP.

Less than three weeks later, Finn threw for one touchdown and ran for another in the second half to rally Toledo to victory over Liberty at the Roofclaim.com Boca Raton Bowl. Finn was named the Offensive Player of the Game. On the season, Finn threw for 2,260 yards and 23 touchdowns, and rushed for 631 yards and nine scores.

The 2022 Rockets featured arguably the best defense in the Mid-American Conference. The Rockets ranked No. 1 in the MAC in total defense (326.2), defensive passing efficiency (112.2) and passing yards allowed (183.0).

The defense was led by four first-team All-MAC players: senior defensive tackle Desjuan Johnson, junior linebacker Dallas Gant, sophomore cornerback Quinyon Mitchell and sophomore safety Maxen Hook. Mitchell, who led



Candle has coached 28 players who have played in the NFL or are currently on NFL rosters. Eight Rockets have been selected in the NFL Draft between 2017-23.

the nation with 25 passes defended, was named second-team All-America by Walter Camp and third-team All-America by the Associated Press. Mitchell gained national attention when he had four interceptions and two pick-sixes vs. Northern Illinois on Oct. 8.

Making second-team All-MAC for the defense were senior defensive end Jamal Hines, senior linebacker Dyontae Johnson and junior safety Nate Bauer.

The Rockets were second in the MAC in scoring offense (31.3) thanks to an offense line led by first-team All-MAC offensive lineman Nick Rosi. Finn and wide receiver Jerjuan Newton earned second-team All-MAC honors.

After a 2-2 start in non-conference play, Toledo won its first three MAC games by 20 or more points to establish itself as the team to beat in the league. But the Rockets' next five games were close battles, with all of them determined by one score. Toledo captured the two they needed to win, a 27-24 comeback victory at Eastern Michigan on Oct. 29 and a home triumph vs. Ball State on Nov. 8, setting up its MAC Championship showdown with Ohio.



Candle's debut as a head coach came in the 2015 Marmot Boca Raton Bowl, a 32-17 triumph over No. 24 Temple.





A Victorious Debut as Head Coach in 2015

Candle's debut as head coach was a memorable one. Despite having only a partial coaching staff and less than three weeks to prepare for No. 24 Temple, the Rockets pulled off a 32-17 victory in the Marmot Boca Raton Bowl. Toledo held the Owls to just three points and 67 yards of offense in the first half and dominated the fourth quarter, too, outscoring Temple, 20-8, in the final 15 minutes.

Next on Candle's agenda was completing his coaching staff and signing the next generation of Rockets. Candle added eight assistants to the staff, as well as a strength and conditioning coach, a director of high school relations and a director of football operations. The newcomers helped Candle put the finishing touches on a recruiting class that was ranked second in the MAC by ESPN.com.

Gaining National Attention in 2016

In Candle's first full season as head coach, Toledo won nine games and earned a berth into the Raycom Media Camellia Bowl, its sixth bowl berth in the previous seven years. The Rockets also gained national attention with a record-setting offense and three players selected in the NFL Draft following the conclusion of the season.

The 2016 Rockets featured one of the top offenses in the country, ranking in the top 10 in five offensive categories, including passing efficiency (second), third-down conversions (fifth), total offense (seventh) and passing offense (10th). Toledo set the school record with an average of 517.8 yards per game.

The Rockets' 2016 roster housed a record nine players who were on the official watch lists for national awards. Twelve Rockets made All-MAC, including a league-high seven first-team selections. Junior quarterback Logan Woodside led the nation with 45 touchdown passes and was named a contender for the Heisman Trophy by the Heisman Trophy Trust. Senior tight end Michael Roberts led the nation's tight ends with 16 TD catches and was named first-team All-America by the Football Writers Association of America. Senior running back Kareem Hunt finished his career as Toledo's all-time leading rusher with 4,945 yards. Roberts and Hunt were chosen to play in the 2017 Senior Bowl, while offensive lineman Storm Norton and defensive tackle Treyvon Hester joined Roberts as selections for the East-West Shrine Game.

Following the 2016 season, a record eight Rocket seniors were either selected in the 2017 NFL Draft, signed as free agents or invited to mini-camps. Three Rockets — Kareem Hunt, Michael Roberts and Treyvon Hester — were drafted, the most since the NFL went to its current seven-round format in 1994. Hunt was a third-round pick of the Kansas City Chiefs. Roberts (tight end) was taken in the fourth round by Detroit, while Hester (defensive tackle) was chosen by the Oakland Raiders in the seventh round. Hunt went on to lead the NFL in rushing as a rookie.

2017: MAC Champions!

Candle took the Rockets to even greater heights in his second season as head coach. Toledo went 11-3 and won its first MAC Championship in 13 years. The Rockets earned a trip to the MAC Championship Game by winning the MAC West Division with a 7-1 mark.

Toledo's offense dominated once again, leading the MAC in total offense (483.9) and finishing second in scoring (36.4). Candle was honored as the MAC Coach of the Year.

Six Rockets earned a total of seven first-team All-MAC honors, including senior quarterback Logan Woodside, who also was honored with the Vern Smith Award (league MVP) and was named the MAC's Offensive Player of the Year. He was also named a contender for the Heisman Trophy by the Heisman Trophy Trust for the second consecutive season. Along the way, Woodside set the school record for career passing yards and touchdown passes.

Toledo also earned an invitation to



Candle was named MAC Coach of the Year in 2017 after leading Toledo to an 11-3 mark and a triumph at the MAC Championship Game at Ford Field in Detroit.





the Dollar General Bowl, its seventh bowl appearance in the previous eight years.

After the season, Woodside was chosen to play in the NFLPA Collegiate Bowl and the State Farm All-Star Football Challenge. He was drafted in the seventh round by the Cincinnati Bengals, becoming the fourth Rocket in two years to be selected in the draft. Five other Rockets signed free-agent contracts immediately following the draft, the most in school history.

Bahamas Bowl Berth in 2018

In 2018, Candle led the Rockets to their eighth bowl berth in nine years, four with Candle as the head coach, when Toledo was invited to play FIU in the Makers Wanted Bahamas Bowl.

Toledo won four of its last five games to finish the regular season with seven wins, making the Rockets one of only nine FBS schools to have had a winning record in each of the previous nine seasons.

Toledo relied on its high-powered offense, cracking the 50-point barrier a school-record six times. The Rockets ranked first in the MAC in scoring offense (40.4) and second in total offense (443.8). UT featured a balanced attack, with three running backs gaining over 500 yards rushing and three receivers surpassing 500 yards receiving. Junior Diontae Johnson, who earned first-team All-MAC at wide receiver and punt returner, and second-team at kickoff returner, was named the MAC Special Teams Player of the Year. Senior wide receiver Cody Thompson also was a first-team All-MAC pick for the second time.

Following the season, a pair of Rockets were chosen in the 2019 NFL Draft. Diontae Johnson (Pittsburgh-third round) and cornerback Ka'dar Hollman (Green Bay - sixth round) became the fifth and sixth Toledo players to be selected over the previous three drafts. Four other Rockets signed free-agent contracts immediately following the draft, bringing the total number of Toledo players who were drafted or signed as free agents to 15 over the previous three years.

In 2019, the Rockets earned bowl eligibility for the 10th consecutive season. Highlights included a pair of thrilling non-conference victories over Colorado State and BYU.

Toledo had four players make All-MAC in 2019. Juniors Bryant Koback and Bryce Mitchell made second team, while redshirt freshman Nick Rosi and sophomore Jamal Hines earned third-team honors. Koback's 1,187 yards



Six of Candle's 13 seasons as an assistant football coach were as a coordinator. He was just 27 years old when he was named offensive coordinator at Mount Union.

rushing was the 13th-highest season total by a Rocket.

As a team, the Rockets finished second in the MAC in rushing (224.5) and fourth in total offense (434.1).

Big Changes Pay Off in 2020

Prior to the start of the COVID-abbreviated 2020 season, Candle added four new coaches to his staff.

Craig Kuligowski (co-defensive coordinator/outside linebackers) and Vince Kehres (defensive coordinator/linebackers) were added to the defensive side of the ball, while Robert Weiner (co-offensive coordinator/quarterbacks) and Mark Staten (tight ends/offensive tackles) joined the offensive staff.

The Rockets finished the 2020 season with a 4-2 mark, the program's 11th consecutive season without a losing record. Their only losses were by three points each to Western Michigan and eventual MAC champion Ball State.

A positive trend for the Rockets in 2020 was their improved defense. Toledo ranked first in the MAC in total defense (362.2) and opponent third-down conversions



Candle celebrates Toledo's 2022 MAC Championship victory over Ohio with Devin Maddox (8) and Chris McDonald (13).





(27.4%), and second in rushing defense (129.2). On offense, the Rockets ranked third in the MAC in total offense (494.0) and first in passing offense (325.8).

Six Rockets earned All-MAC selections in 2020. Senior center Bryce Harris earned first-team honors. Senior safety Tycen Anderson, sophomore safety Nate Bauer, junior outside linebacker Jamal Hines and junior defensive tackle Desjuan Johnson took second team honors, while junior wide receiver Isaiah Winstead made the third team.

Another Bahamas Bowl Appearance in 2021

The 2021 season began with a near-upset of Notre Dame on Sept. and culminated with an appearance in the Bahamas Bowl, the fifth bowl trip for Candle as head coach.

The Rockets took a 29-24 lead over Notre Dame with just 1:35 to play but eventually fell to the No. 7 Fighting Irish, 32-29. Toledo went on to finish with a 7-6 record, with four of those losses coming by three points or less.

The Rockets finished the season strong, winning their final three regular-season games, averaging 44.3 points per game in those three contests. Their strong finish clinched the program's 12th straight season without a losing record and 11th straight season reaching bowl eligibility. The 2021 Bahamas Bowl was Candle's 10th bowl game since joining Toledo's coaching staff in 2009.

The Rockets were the top team statistically in the MAC on both sides of the ball in 2021, ranking first in the MAC in both scoring offense (33.4) and scoring defense (21.8).

Those figures ranked 26th and 27th in the country, respectively.

Eleven Rockets earned All-MAC honors in 2021, the most for Toledo since placing 12 players on All-MAC teams in 2016.

Leading the way were five first-team selections, the most since 2017. Senior offensive lineman Bryce Harris, senior defensive backs Tycen Anderson and Samuel Womack, junior running back Bryant Koback, and junior outside linebacker Jamal Hines were all placed on the first team.

Senior linebacker Jonathan Jones and junior defensive end Desjuan Johnson were placed on the second team, as was sophomore wide receiver Devin Maddox, who was named All-MAC as a return specialist.

Representing the Rockets on the third team were senior offensive lineman Vitaliy Gurman, junior linebacker Dyontae Johnson, and freshman safety Maxen Hook.

Following the season, Anderson (Cincinnati) and Womack (San Francisco) were both selected in the fifth round of the 2022 NFL Draft. Bryant signed as an undrafted free agent with Minnesota.

Candle Made his Mark as Receivers Coach

Candle began his career at Toledo in 2009, coaching the slot receivers and tight ends. Among the players in his meeting room was one of the most decorated receivers in Rocket history, freshman Eric Page. Page would go on to catch 306 passes in his career, the most ever by a Division I-BCS receiver in three seasons. A three-time All-MAC player, Page broke virtually every UT receiving record and

tied the MAC record for career receptions. Candle helped guide Page to an outstanding freshman season. Page led all freshmen in the nation in receptions (82) and yardage (1,159) and was named first-team Freshman All-America by Phil Steele Magazine and the College Football News.

In 2010, Candle became the receivers coach, helping the Rockets go 8-5 and gain their first bowl appearance in five seasons. Page caught 99 passes and was a first-team All-MAC honoree at wide receiver, earning All-America honors as a kickoff returner as well.

In 2011, the Rockets went 9-4 and won their first bowl



Coach Candle with the 2023 graduates. A total of 35 players have earned Academic All-MAC honors in the past two seasons, while 22 players will enter the 2023 season having already earned their bachelor's degree.





game in six years, a 42-41 victory over Air Force in the Military Bowl. Sophomore wide receiver Bernard Reedy caught three touchdown passes and was named the game's MVP. Page caught a school-record 125 passes for the season and earned first-team All-MAC honors.

Guiding the Rocket Offense as Coordinator

Candle became the offensive coordinator in 2012, ushering in a record-breaking era for the Rocket offense. In his debut season as the OC, Candle helped Toledo rank No. 3 on offense in the MAC with an average of 445.2 yards per game. The Rockets had five offensive players make the All-MAC team, propelling them to a 9-4 mark and a trip to the Famous Idaho Potato Bowl.

In 2013, the Rockets averaged 33.0 points and 447.3 yards of total offense per game. Toledo's running game was especially effective, ranking second in the Mid-American Conference with 240.6 yards per contest. In addition, seven players on the offensive side of the ball earned All-MAC honors, including two-time first-team running back David Fluellen.

In 2014, UT led the MAC in just about every major offensive category, including scoring offense (36.6), total offense (490.5) and rushing offense (256.4). The 2014 season culminated with a nine-touchdown outburst in a 63-44 victory over Arkansas State in the GoDaddy Bowl for the 9-4 Rockets.

Six Rockets earned All-MAC recognition on offense in 2014, with senior center Greg Mancz snagging second-team All-America honors and the Vern Smith Leadership Award, given annually to the top player in the MAC. Sophomore running back Kareem Hunt ranked 10th in the nation in rushing (1,631 yards) and second in yards per carry (7.96). Candle also skillfully guided the Rocket quarterbacks through a challenging season in which the top three signal-callers were all injured at the same time late in the season.

Candle's final season as the offensive coordinator in 2015 may have been his best. The Rockets were 10-2 that year, and ranked third in the Mid-American Conference in scoring offense (35.0) and total offense (460.9 yards per game). Four Rockets earned All-MAC honors on offense, including first-team honoree Storm Norton (OL). Junior

running back Kareem Hunt came back from injuries to lead the MAC in rushing with 108.1 yards per game. Toledo led the MAC in rushing, averaging nearly 208 yards per contest, and ranked No. 2 in the nation in fewest sacks allowed (five). Toledo went on to beat No. 24 Temple in the Marmot Boca Raton Bowl.

Guiding Players to the Next Level

Going back to his days at Mount Union, Candle has had a tremendous track record of mentoring players who have gone on to play in the NFL. A total of 31 players who Candle coached as either an assistant or head coach have made it to the professional ranks.

Candle has coached 29 Rockets who have made it to the NFL, including nine who were selected in the NFL Draft between 2017-23. Most recently, defensive lineman Desjuan Johnson (LA Rams) was selected in the seventh round of 2023 draft, while safety Tycen Anderson (Cincinnati) and cornerback Samuel Womack (San Francisco) were chosen in the fifth round of the 2022 draft.

In previous drafts, Kareem Hunt (Kansas City-third round), Michael Roberts (Detroit-fourth round) and Treyvon Hester (Oakland-seventh round) were all selected in 2017; Logan Woodside (Cincinnati-seventh round) was taken in 2018, while Diontae Johnson (Pittsburgh-third round) and Ka'dar Hollman (Green Bay-sixth round) were selected in the 2019 draft.

Hunt led the NFL in rushing with 1,327 yards as a rookie in 2017 and has rushed for 3,557 career yards in five seasons with the Chiefs and Browns. Johnson caught 59 passes as a rookie for the Steelers in 2019 and was named All-Pro second-team as a punt returner. In 2020, Johnson caught 88 passes with seven TD receptions, and topped that with 107 catches and eight scores in 2021. He was named to the 2021 Pro Bowl.

As an assistant coach at Mount Union, Candle coached a pair of receivers Pierre Garcon and Cecil Shorts, who had outstanding NFL careers. Garcon played 11 seasons in the NFL with Indianapolis, Washington and San Francisco. He caught 628 passes, including an NFL-best 113 for the Redskins in 2013. Shorts had 229 receptions in six NFL seasons.



In Candle's 14 years at Toledo as both an assistant coach and head coach, the Rockets have compiled a 110-63 record. In 21 years of coaching at the college level, Candle has been part of only one team with a losing record.





Emphasis on Academic Excellence

Academic excellence will always be a top priority for Candle and his staff.

The Rockets have surpassed the 3.0 GPA mark five times since Candle became the head coach, including a program-record 3.202 in the spring of 2023. A total of 35 players have earned Academic All-MAC honors in the past two seasons, while 22 players are entering the 2023 season having already earned their bachelor's degree.

The Rockets also have led the Mid-American Conference in the NCAA's Academic Progress Rate (APR) in seven of the past nine years in which the data was released to the public, with an average score of 978.6 over the past seven years.

Toledo was one of only seven schools in the nation to earn the 2022 American Football Coaches Association's Academic Achievement Award.

The Rockets also earned a 93 Graduation Success Rate (GSR) in 2022, the highest score in school history and the best mark among Mid-American Conference schools. Thirteen Rockets earned Academic All-MAC honors in 2022, a year after a record 22 players earned Academic All-MAC honors in 2021.

Recruiting the Best in the MAC

Candle and the Rockets have been consistently excellent in adding talent to the program as five of Candle's recruiting classes have been ranked No. 1 in the Mid-American Conference by 247 Sports.

Recruiting excellence is nothing new for Candle, who has a long history of recruiting success. As an assistant coach, Candle was regularly mentioned among the nation's top recruiters, including being nationally recognized by Rivals in 2010. He was one of only nine coaches in the country from Group of Five conferences to be named to the list and the only coach from the MAC. Candle also was named the Mid-American Conference "Recruiter of the Year" by Scout.com in both 2011 and 2012. Toledo's 2011 recruiting class was ranked No. 1 in the MAC by both Scout and Rivals. In 2014, Candle was named one of only two MAC assistants to be named among the top recruiters in the Group of Five conferences by Rivals.

Candle's first recruiting class as Toledo's head coach in 2016 was rated No. 2 in the MAC by ESPN.com despite the fact that he assumed the head coaching job just two months before Signing Day. Even more impressive is the fact

that all but two of Candle's assistant coaches were new to the program during the critical final two months of the recruiting season. Candle and his staff went on to recruit the top class in the MAC for five consecutive seasons from 2017-21.

Coaching Origins at Mount Union

Candle joined the Rockets' staff in 2009 after spending both his playing and coaching career under head coach Larry Kehres at Mount Union. In Candle's six years as an assistant at Mount Union, the Purple Raiders went 83-4 and won NCAA Division III national championships in 2005, 2006 and 2008. The 2003 and 2007 teams lost in the national championship game.

A 2003 Mount Union graduate, Candle was an All-Ohio Athletic Conference first-team selection in 2001 as he led the team in receptions (41), yards receiving (778) and touchdowns (9). He was a key member of the 2000 and 2001 national championship teams and finished his career with 57 grabs for 1,037 yards and 11 scores.

Candle, a native of Salem, Ohio, began his coaching career at Mount Union in 2003 as the receivers coach. In the 2004 and 2005 seasons, he worked with Matt Campbell, who was the Purple Raiders' offensive coordinator at the time. Candle took over the post of offensive coordinator in 2007, and also assumed the duties as the program's recruiting coordinator.

In Candle's two seasons as offensive coordinator, the Purple Raiders went 29-1, winning the national championship in 2008 and finishing as runners-up in 2007. Mount Union offensive players earned nine All-American honors in Candle's two seasons running the offense. QB Greg Micheli was honored in 2008 with the Gagliardi Trophy, given annually to the best NCAA Division III player in the nation. Candle also helped guide two Purple Raider receivers to All-American status during his time as the receivers

coach from 2003-08. One of those All-American receivers, Pierre Garcon, is a starting wide receiver for the San Francisco 49ers. The other was Cecil Shorts, a fourth-round draft pick of the Jacksonville Jaguars in 2011.

Candle and his wife Nicole have a daughter, Avery, and two sons, Cameron and Colton.

Most Wins by MAC Schools Since 2016

1. Toledo	53
2. Western Michigan	50
3. Ohio	48
4. Buffalo	43
Eastern Michigan	43
6. Miami	40
7. Central Michigan	39
8. Northern Illinois	38
9. Ball State	33
10. Kent State	29
11. Bowling Green	22
12. Akron	21





THE COACHING STAFF



Diontae Johnson, shown here with Coach Candle on Graduation Day in May of 2019, was selected in the third round of the 2019 NFL Draft by the Pittsburgh Steelers.

NFL PLAYERS COACHED BY JASON CANDLE

- **Olasunkanmi Adeniyi (Toledo 2014-17):** Pittsburgh, Tennessee
- **Tycen Anderson (Toledo 2017-21):** Cincinnati
- **David Fluellen (Toledo 2010-13):** Tennessee
- **Pierre Garcon (Mount Union 2004-07):** Indianapolis, Washington, San Francisco
- **Reggie Gilliam (Toledo 2016-19):** Buffalo
- **Vitaliy Gurman (2020-21):** Las Vegas
- **Treyvon Hester (Toledo 2013-16):** Oakland, Philadelphia, Washington, Green Bay
- **Ka'dar Hollman (Toledo 2015-18):** Green Bay, NY Giants, Houston
- **Reggie Howard (Toledo 2017-18):** LA Chargers
- **Kareem Hunt (Toledo 2013-16):** Kansas City, Cleveland
- **Desjuan Johnson (Toledo 2018-22):** LA Rams
- **Diontae Johnson (Toledo 2015-18):** Pittsburgh
- **Dyontae Johnson (Toledo 2018-22):** NY Giants
- **Jon'Vea Johnson (Toledo 2015-18):** Dallas
- **Zac Kerin (Toledo 2010-13):** Minnesota, Detroit, Atlanta, Washington, Tennessee
- **Bryant Koback (Toledo 2018-21):** Minnesota, Seattle
- **Greg Mancz (Toledo 2011-14):** Houston, Miami, Buffalo, Cleveland, Buffalo
- **Elijah Nkansah (Toledo 2013-17):** Seattle, Houston, Cleveland
- **Danny Noble (Toledo 2008-11):** Tampa Bay, Jacksonville
- **Storm Norton (Toledo 2013-16):** Detroit, Minnesota, LA Chargers, New Orleans
- **Eric Page (Toledo 2009-11):** Tampa Bay
- **Bernard Reedy (Toledo 2010-13):** Atlanta, Tampa Bay
- **Michael Roberts (Toledo 2013-16):** Detroit, Miami
- **Brock Ruble (Toledo 2018):** Tampa Bay
- **Alonzo Russell (Toledo 2012-15):** Cincinnati, NY Giants
- **Cecil Shorts (Mount Union 2006-10):** Jacksonville, Houston, Tampa Bay
- **Tuzar Skipper (Toledo 2016-18):** NY Giants, Pittsburgh
- **Cody Thompson (Toledo 2014-18):** Seattle
- **Stephen Williams (Toledo 2006-09):** Arizona, Seattle, Jacksonville, Miami
- **Samuel Womack (Toledo 2017-21):** San Francisco
- **Logan Woodside (Toledo, 2013-17):** Tennessee, Atlanta



* Rosters as of June 30, 2023. Includes players on injured reserve or practice squads.





JASON CANDLE FILE

Personal Information

Age: 43

Hometown: Salem, Ohio

High School: West Branch High School

Family: Wife Nicole and daughter, Avery (6) and two sons, Cameron (5), and Colton (2).

Education: Bachelor's degree in physical education and health, Mount Union, 2003



Record as a Head Coach

Year	School	Position	Record	MAC	Highlights
2015	Toledo	Head Coach	1-0	0-0	MAC West co-champion/ Boca Raton Bowl Champions
2016	Toledo	Head Coach	9-4	6-2	Raycom Media Camellia Bowl
2017	Toledo	Head Coach	11-3	7-1	MAC Champions/MAC Coach of the Year/Dollar General Bowl
2018	Toledo	Head Coach	7-6	5-3	Makers Wanted Bahamas Bowl
2019	Toledo	Head Coach	6-6	3-5	
2020	Toledo	Head Coach	4-2	4-2	
2021	Toledo	Head Coach	7-6	5-3	Bahamas Bowl
2022	Toledo	Head Coach	9-5	5-3	MAC Champions/Roofclaim.com Boca Raton Bowl Champions
Career Record			54-32	35-19	

Record as an Assistant Coach

Year	School	Position	Record / Highlights
2002	Mount Union	Receivers	14-0 / D-III National Champions
2003	Mount Union	Receivers	13-1 / D-III National Runners up
2004	Mount Union	Receivers	12-1
2005	Mount Union	Receivers	14-1 / D-III National Champions
2006	Mount Union	Receivers	15-0 / D-III National Champions
2007	Mount Union	Offensive Coordinator	14-1 / D-III National Runners up
2008	Mount Union	Offensive Coordinator	15-0 / D-III National Champions
2009	Toledo	Slot Receivers/Tight Ends	5-7
2010	Toledo	Receivers	8-5 / Little Caesars Pizza Bowl
2011	Toledo	Receivers	8-4 / Military Bowl Champions
2012	Toledo	Offensive Coordinator/Wide Receivers	9-4 / Famous Idaho Potato Bowl
2013	Toledo	Offensive Coordinator/Wide Receivers	7-5
2014	Toledo	Offensive Coordinator/Quarterbacks	9-4 / GoDaddy Bowl Champions
2015	Toledo	Offensive Coordinator/Quarterbacks	10-2/Marmot Boca Raton Bowl Champions

Bowl Games Participated in as a Coach

2010 Little Caesars Pizza Bowl
 2011 Military Bowl
 2012 Famous Idaho Potato Bowl
 2015 GoDaddy Bowl (2014 season)
 2015 Marmot Boca Raton Bowl
 2016 Raycom Media Camellia Bowl
 2017 Dollar General Bowl
 2018 Makers Wanted Bahamas Bowl
 2021 Bahamas Bowl
 2022 Roofclaim.com Boca Raton Bowl

All-Time Victory Leaders at Toledo

Coach (Years)	Record
1. Gary Pinkel (1991-2000)	73-37-3
2. Tom Amstutz (2001-08)	58-41-0
3. Jason Candle (2015-present)	54-32-0
4. Dan Simrell (1982-89)	50-37-2
5. Frank Lauterbur (1963-70)	48-32-2

NCAA Division III National Champions Won as a Coach

2002 Mount Union
 2005 Mount Union
 2006 Mount Union
 2008 Mount Union

NCAA Division III National Championship Game Runner-Up as a Coach

2003 Mount Union
 2007 Mount Union

College Football Playing Career

Wide Receiver, Geneva (Pa.) College, 1998, 1999
 Wide Receiver, Mount Union 2000, 2001
 First-Team All-OAC 2001

NCAA Division III National Champions Won as a Player

2000 Mount Union
 2001 Mount Union





Vince Kehres

Defensive Coordinator/ Linebackers

Alma Mater: Mount Union '98
Hometown: Alliance, Ohio

Vince Kehres is in his fourth season as Toledo's defensive coordinator and linebackers coach. Under Kehres' guidance, Toledo's defense has become one of the very best in the Mid-American Conference.

In 2022, the Toledo defense ranked first in the MAC in total defense (326.1), passing yards allowed (183.0) and defensive passing efficiency (112.19). The MAC Champion Rockets were 10th in the nation in defensive passing efficiency, 12th in passing yards allowed and 18th in total defense. The Rockets held nine opponents to less than 200 yards passing. In six of those games, opponents were held to less than 100 yards passing.

Four Rocket defenders — senior defensive tackle Desjuan Johnson, junior linebacker Dallas Gant, sophomore cornerback Quinyon Mitchell, and sophomore safety Maxen Hook — were named First-Team All-MAC. It was the first time four UT defenders received first-team honors since 1985. Senior linebackers Jamal Hines and Dyontae Johnson and junior safety Nate Bauer were named to the All-MAC second team.

In 2020, Kehres spearheaded a complete turnaround of the Toledo defense. Toledo was second in the MAC in total defense (362.2) after ranking last in the league in total defense (475.7) in 2019. The Rockets, who allowed just 24.3 points per game in 2020, also led the MAC in opponent third-down conversions (27.4%) and were second in rushing defense (129.2).

The Rocket defense was represented with four players on the 2020 All-MAC team — senior safety Tycen Anderson, sophomore safety Nate Bauer, junior outside linebacker Jamal Hines and junior defensive tackle Desjuan Johnson.

The Rocket defense took an ever bigger step in 2021, leading the league in scoring defense (21.8) and defensive pass efficiency (118.8), and ranking second in the MAC in total defense (349.7) and third in passing defense (198.2). Three Toledo defenders made First-Team All-MAC: senior defensive backs Tycen Anderson and Samuel Womack, and junior outside linebacker Jamal Hines made up the first Toledo trio of MAC defensive first-teamers since 1997. Senior linebacker Jonathan Jones and junior defensive end Desjuan Johnson were placed on the second team, while junior linebacker

Dyontae Johnson and freshman safety Maxen Hook made third team.

Kehres arrived at Toledo after 21 years at Mount Union, the last seven of which he served as head coach. His career record as a head coach of 95-6 (.941) gave him more victories than any college coach at any level during that period. Kehres led his team to NCAA Division III national championships in 2015 and 2017.

Kehres also has seven NCAA playoff appearances, six Ohio Athletic Conference titles and five national championship game appearances on his resume. He is a three-time OAC Coach of the Year, three-time Lee Tressel Ohio College Coach of the Year and three-time the Columbus Dispatch Ohio College Coach of the Year.

A winner in every sense, Kehres has been a part of 12 of Mount Union's 13 national championships in some capacity. Prior to his time as head coach, Kehres served 13 seasons as an assistant under his father and then-head coach Larry Kehres. During his time as defensive coordinator from 2005-12, the Purple Raiders' defense was ranked in the Top 10 nationally in all but one season. Kehres coached the top-ranked defense in all of Division III in 2007, 2008, and 2012. He also served as Mount Union's strength and conditioning coordinator from 2005-13 as well as the recruiting coordinator from 2009-13.

A 1998 graduate of Mount Union with a degree in political science, Kehres was a four-year letterwinner (1994-97) at defensive end for the Purple Raiders, a member of two National Championship teams (1996 & 1997) and earned All-OAC honors during his senior year 1997. During his playing career, Kehres totaled 62 hits and 12 tackles for loss, and he was a key member of the special teams unit. He was part of a 1997 defense that led all of Division III in fewest points allowed (5.6 ppg) and rushing defense (48.6 ypg) while posting five shutouts and setting a Raider single-season mark for sacks in a season (53 in 10 regular season games).

Kehres spent a year coaching at Austintown Fitch High School, earned his master's degree from Ashland University then returned to Mount Union in 2000. He and his wife, Lindsay, have three sons, Evan, Bo and Jackson.

VINCE KEHRES' COACHING EXPERIENCE	
2020-23	Toledo – Defensive Coordinator/Linebackers
2013-19	Mount Union – Head Coach
2005-12	Mount Union – Defensive Coordinator
2004	Mount Union - Offensive Line
2000-03	Mount Union - Defensive Line
1999	Austintown Fitch High School – Wide Receivers





Mike Hallett

Co-Offensive Coordinator/ Offensive Line

Alma Mater: Mount Union '94

Hometown: Orrville, Ohio

Co-offensive coordinator/offensive line coach Mike Hallett is in his eighth season on Toledo's coaching staff. He has been a driving force in making Toledo's offense one of the best in the Mid-American Conference over the past seven years.

In 2022, Toledo's offense ranked second in the MAC in scoring (31.3), third in total offense (401.7) and rushing (177.1), and fourth in passing efficiency (132.97), propelling the Rockets to a MAC Championship title. Sophomore offensive lineman Nick Rosi earned first-team All-MAC honors while sophomore quarterback Dequan Finn and sophomore wide receiver Jerjuan Newton were named to the second team. Finn completed 59.7 percent of his passes for 2,269 yards and 23 TDs in 2022, throwing for a school record-tying six touchdowns and rushing for another against Kent State. His seven TDs against the Golden Flashes set a new program record.

In 2021, the Rockets led the MAC in scoring offense (33.4), paced by junior running back Bryant Koback's 1,400 rushing yards and 15 rushing TDs. Two Rocket offensive linemen earned All-MAC honors: senior center Bryce Harris (first team) and senior guard Vitaliy Gurmen (third team).

In Hallett's first season as co-offensive coordinator in 2020, the Rockets ranked third in the MAC in total offense (494.0) and first in passing offense (325.8), averaging 35.0 points per game. Harris earned first-team All-MAC honors and was named a candidate for the Rimington Trophy as the nation's top center.

In 2019, Toledo's running game ranked second in the MAC and 14th in the country, producing 224.5 yards per game. The offense as a whole ranked fourth in the MAC with 434.1 yards per contest. Redshirt freshman Nick Rosi earned PFF All-America and All-MAC honors in his first season as a starter, while sophomore Bryant Koback (1,187) and junior Shakif Seymour (741) combined for over 1,900 yards on the ground. Koback earned second-team All-MAC honors.

Hallett helped the Rockets rank first in the MAC in scoring offense (40.4) as well as No. 2 in total offense (443.8) and rushing (215.9) in 2018. Under Hallett's guidance, Harris earned second-team All-MAC honors, while Koback rushed for 917 yards as a redshirt freshman.

In 2017, Hallett helped guide a Toledo running attack that spearheaded the Rockets' MAC Championship run. UT averaged 204.0 rushing yards per game, third-best in the MAC. The Rockets also ranked first in the MAC in total offense and passing efficiency, and second in scoring offense and passing offense. Senior Terry Swanson led the MAC with 1,363 yards rushing. Swanson earned first-team All-MAC honors, as did senior offensive linemen Elijah Nkansah and Brant Weiss.

In 2016, Hallett played a major role in guiding Toledo's offense to the highest single-season yards per game total in

program history — 517.8 yards per game. The Rockets also set the passing yardage record with 322.8 yards per contest. Toledo ranked in the top 10 in the nation in five offensive categories: passing efficiency (second), third-down conversions (fifth), total offense (seventh), red-zone offense (ninth) and passing offense (10th). The Rockets also led the MAC in total offense, passing offense, and passing efficiency.

Toledo's offensive line allowed just 14 sacks in 2016, which was tied for the 11th-fewest in the nation. Two senior offensive linemen, Storm Norton and Mike Ebert, earned first-team All-MAC recognition in 2017. Norton signed as a free agent with the Detroit Lions and is currently on the LA Chargers' roster. Hallett's unit helped pave the way to a record-breaking season for senior running back Kareem Hunt. He rushed for 1,475 yards, giving him a school-record 4,945 for his career. Hunt was drafted in the third round of the 2017 NFL Draft by the Kansas City Chiefs and went on to lead the NFL in rushing as a rookie.

Prior to becoming a Rocket, Hallett served as head coach at Heidelberg from 2007-15. He ranks third in all-time victories at Heidelberg with a 55-36 record, 46-35 in the Ohio Athletic Conference. Hallett turned a program that had lost 36 consecutive games prior to his arrival into a contender in a very competitive NCAA Division III conference. In 2012, Heidelberg went 9-2 record (8-1 OAC) and earned its first-ever berth into the NCAA Playoffs.

Hallett was named the OAC Coach of the Year and D3Football.com North Region Coach of the Year in both 2007 and 2011. During his tenure, 10 of his players earned All-America honors a total of 12 times, and 60 of his players received All-OAC accolades 96 times.

A 1994 graduate of Mount Union, Hallett was a two-time All-American for the Purple Raiders in 1992 and 1993, and was named the Division III Lineman of the Year in 1993. He was part of head coach Larry Kehres' first national championship team in 1993 when he racked up 111 tackles and 8.5 sacks. A two-time All-OAC first-team selection as well as a three-time Academic all-league pick, Hallett was enshrined in the Mount Union Athletic Hall of Fame in 2009.

After graduation, Hallett coached high school football in Ohio at Orrville, Akron Coventry and Wooster. He then moved to the college ranks, working at Thomas More as the offensive coordinator and head coach before accepting the head coaching

position at Heidelberg in 2007.

Hallett grew up in Orrville, Ohio and graduated from Orrville High School, where he played football and ran track. He originally enrolled at Kent State in 1987 to play football for the Golden Flashes before transferring to Mount Union. He has two sons, T.C. and Ryan. He and his wife Brooke Shannon were married in 2022.

MIKE HALLETT'S COACHING EXPERIENCE

2020-23	Toledo – Co-Offensive Coordinator/Offensive Line
2016-19	Toledo – Offensive Line/Running Game Coordinator
2007-15	Heidelberg - Head Coach/Associate Athletic Director
2004-06	Thomas More College – Head Coach
1999-2003	Thomas More College – Offensive Coordinator
1997-98	Wooster High School - Head Coach
1994-96	Akron Coventry High School - Defensive Coordinator
1988-89	Orrville High School - Assistant Coach





Ross Watson

Co-Defensive Coordinator/Safeties

Alma Mater: Mount Union '05
Hometown: Youngstown, Ohio

Ross Watson is in his eighth season as a defensive coach for the Rockets, and fourth year as co-defensive coordinator. During his term at Toledo, Watson has groomed safeties that have played an indispensable role in the team's success.

The Rockets ranked first in the MAC in total defense (326.1), passing yards allowed (183.0) and defensive passing efficiency (112.19) in 2022. Additionally Toledo was 10th in the nation in defensive passing efficiency, 12th in passing yards allowed and 18th in total defense. The MAC champion Rockets held nine opponents to less than 200 yards passing. In six of those games, opponents were held to less than 100 yards passing. Two safeties, sophomore Maxen Hook and junior Nate Bauer, were named first-team and second-team All-MAC, respectively.

Toledo topped the league in scoring defense (21.8) and defensive pass efficiency (118.8) in 2021, and ranked second in the MAC in total defense (349.7) and third in passing defense (198.2).

Watson was instrumental in the development of Tycen Anderson, a two-time All-MAC safety who was selected in the fifth round of the 2022 NFL Draft by the Cincinnati Bengals. Anderson earned first-team All-MAC recognition in 2021, the first Rocket safety to make first-team all-league since 2012. In addition, freshman safety Maxen Hook earned third-team All-MAC honors in 2021.

Watson's safeties group for 2020 included a pair of second-team All-MAC honorees, Anderson and sophomore Nate Bauer. Toledo was second in the MAC in total defense (362.2) in 2020, allowing just 24.3 points per game, also leading the MAC in opponent third-down conversions (27.4%) and ranking second in rushing defense (129.2).

Watson guided safeties that played a major role in Toledo's 2017 MAC Championship season. Sophomore Kahlil Robinson registered 67 tackles and led the team with four interceptions. Toledo's defense held MAC opponents to 21 points or fewer in six of their seven league victories, and shut out Akron through most of three quarters in the MAC Championship Game.

In 2016, Watson helped mentor senior strong safety DeJuan Rogers to second-

team All-MAC honors on his way to an invitation to the Chicago Bears' 2017 rookie mini-camp. Rogers led the Rockets with 94 tackles and broke up six passes. Fellow senior Conner Swift also had an outstanding season, with 61 tackles, two interceptions and seven pass breakups. Toledo finished fourth in the MAC in scoring defense (25.7) en route to a 9-4 record and a berth in the Raycom Media Camellia Bowl.

A native of Youngstown, Ohio, Watson played cornerback at Mount Union from 2002-05, where he was a freshman during Jason Candle's senior season with the Purple Raiders. He stayed at his alma mater to begin his coaching career, spending two seasons as a defensive backs coach under legendary head coach Larry Kehres. The Purple Raiders posted a 29-1 record in Watson's two seasons at Mount Union, winning the 2006 Division III national championship and finishing as runner-up in 2007.

During a 15-0 season in 2006, the Raider defense allowed just 186 yards per game, posted four shutouts and intercepted 22 passes. In 2007, Mount Union's defense shut out seven opponents, intercepted 17 passes and held opponents to 173.7 total yards per game.

Watson then went to Nebraska, where he served as a graduate assistant for head coach Bo Pelini from 2008-11, working primarily with the defensive backs. In 2009, the Cornhuskers led the nation in scoring defense, holding opponents to just 10.4 points per game.

In 2012 and 2013, Watson coached defensive backs at Florida Atlantic. In his final season at FAU, the Owls ranked second in the FBS in passing yards allowed (161.5 yards per game), were third in team passing efficiency defense (97.41) and ranked 11th in total defense. FAU ranked 27th nationally in passing defense in 2012.

In 2014, Watson joined the staff at Youngstown State, assuming the position of director of football operations

under head coach Eric Wolford. Watson then moved on to Northern Illinois in 2015, where he helped lead the Huskies to a share of the MAC West Division title.

Watson and his wife Sydney have four children, Tripp (9), Wyatt (7) and twins Colbi and Lexi (5).

STAN WATSON'S COACHING EXPERIENCE

2023	Toledo – Co-Defensive Coordinator/Safeties
2020-22	Toledo – Co-Defensive Coordinator/Special Teams Coordinator/Safeties
2016-19	Toledo – Safeties
2015	Northern Illinois – Linebackers
2014	Youngstown State – Director of Football Operations
2012-13	Florida Atlantic – Defensive Backs
2008-11	Nebraska – Graduate Assistant
2006-07	Mount Union – Defensive Backs





Robert Weiner

Co-Offensive Coordinator/ Quarterbacks

*Alma Mater: Boston College '87
Hometown: Tampa, Fla.*

Robert Weiner is in his fourth season as the Rockets' co-offensive coordinator and quarterbacks coach.

Over the past two seasons, Weiner helped guide Dequan Finn into becoming one of the most dynamic quarterbacks in the Mid-American Conference. Finn took over as Toledo's starting signal-caller midway through the 2021 season and established himself as an effective threat in the air and on the ground, earning second-team All-MAC honors in 2022. Finn went on to lead Toledo to a 17-7 victory in the MAC Championship Game, earning Offensive MVP honors. He also led UT to a 21-19 victory over Liberty in the Roofclaim.com Boca Raton Bowl and was named Offensive MVP of that contest as well.

Finn completed a career-best 59.7 percent of his passes in 2022, throwing for 2,660 yards and 23 touchdowns. He ranked second in the MAC in passing touchdowns (23), third in passing efficiency (136.5), third in yards per pass attempt (7.17), and fourth in completion percentage (59.7%). On the ground, Finn set a single-season UT quarterback record with 631 rushing yards and tied his own single-season record for most rushing TDs by a QB with nine. Both numbers ranked first in the MAC among quarterbacks. Finn became the first Toledo quarterback to account for seven touchdowns in a game, tying a school record with six passing TDs and rushing for one in a comeback win vs. Kent State.

In 2021, Finn completed 57.6 percent of his passes and threw for 2,071 yards and 18 touchdowns with only two interceptions to rank fourth in the MAC in passing efficiency (149.3). Against Eastern Michigan, Finn completed 30-of-45 passes for a career-high 461 yards and three touchdowns. The 461-yard total is tied for second on Toledo's all-time list. Finn also ran for 505 yards and nine TDs.

In 2020, Weiner mentored a pair of quarterbacks—Eli Peters and Carter Bradley—who showed tremendous improvement from their previous seasons. Peters completed 68.2 percent of his passes, nearly a 10-point jump from 2019. He had games of 339 yards passing (Western Michigan) and four touchdown passes (Bowling Green).

Bradley stepped in when Peters went down with an injury, and finished third in the MAC in passing efficiency. He threw for a career-high 432 yards and three TDs in a win over Northern Illinois. The 432-yard total was the seventh-most in Toledo history and the most by a MAC quarterback in 2020.

Weiner is also considered one of the top recruiters in the nation, ranking as the No. 4 recruiter in the Mid-American Conference for the Class of 2022 by 247 Sports.

Weiner came to Toledo after 16 seasons as the head coach at Plant High School in Tampa, Fla. where he won four state championships, had two runner-up finishes, and earned 14 consecutive district titles (2005-2018). Weiner and former Rocket quarterback Phillip Ely teamed up to win two of those state titles in 2008 and 2009. Plant also won state championships in 2006 and 2011.

Other notable quarterbacks Weiner coached during his tenure include Aaron Murray (Georgia, 2010-13), Robert Marve (Miami (Fla.) 2008/Purdue 2010-12), Jordan McCloud (USF 2018-20/Arizona 2021) and Tucker Gleason, a current member of the Rockets.

Plant's record during Weiner's tenure was 172-37-1 with a 42-10 record in playoff games. He was twice named the Florida Dairy Farmer's All-Classifications High School Football Coach of the Year, winning the award in 2006 and 2008. Weiner is one of only two high school coaches ever in the state of Florida to win that award twice.

Weiner began his coaching career at his high school alma mater, Tampa Jesuit High School, where he served as an assistant coach in football, basketball and baseball from 1989-2003. He moved on to Crystal River (Fla.) High School, where he was the head baseball coach from 2003-04, before accepting the head football position at Tampa Plant in 2004.

Weiner graduated from Boston College in 1987 with a bachelor's degree in English and secondary education. He and his longtime girlfriend Tonya Thomas have homes in Toledo and Tampa.

ROBERT WEINER'S COACHING EXPERIENCE

2020-23	Toledo – Co-Offensive Coordinator/Quarterbacks
2004-19	Tampa Plant High School – Head Coach
2003-04	Crystal River High School - Baseball Head Coach
1989-2003	Tampa Jesuit High School - Assistant Coach





Nate Cole

Running Backs
Alma Mater: Toledo '11
Hometown: Dayton, Ohio

Nate Cole has deep roots with the Toledo football program. A former Rocket offensive lineman and graduate assistant, Cole is in his eighth year on the coaching staff and fifth as the running backs coach.

In 2022, Cole led a running back room that accounted for 1,611 yards rushing and featured sophomores Jacquez Stuart, Peny Boone, and Micah Kelly. Stuart led the MAC Champion Rockets with 770 rushing yards and four touchdowns on 5.7 yards per carry. Boone added 443 yards and three touchdowns, and Kelly rushed for 398 yards and one TD. As a team, Toledo ranked third in the MAC in rushing offense, averaging 177.6 yards per contest.

Under Cole's tutelage, Bryant Koback developed into one of the best running backs in the Mid-American Conference. Koback, who was on the Doak Walker Award watch list in 2020 and 2021, signed as an undrafted free agent with the Minnesota Vikings in 2022. Koback ran for 1,400 yards and 15 touchdowns as a junior in 2021, earning First-Team All-MAC honors. In 2019, he ran for 1,187 yards and averaged 6.1 yards per carry en route to a Second-Team All-MAC distinction. Koback finished his career ranked fourth in Toledo history with 4,026 rushing yards.

Toledo led the MAC in yards per carry (5.43) as a team in 2021. In



2019, Toledo ranked second in the MAC in rushing, averaging 224.5 yards per game.

Cole has made a big impact on the recruiting trail for the Rockets. He was ranked as the No. 3 recruiter in the Mid-American Conference for the 2021 recruiting class.

Cole served as the director of player development for the 2018 season, organizing over 2,500 hours of community service for the team. He started the "Your Future Friday" program which focused on leadership, and provided players an opportunity to attend CEO-level meetings at Fortune 500 companies. Cole also served as the director of player personnel from 2016-17.

A native of Dayton, Ohio, Cole was a four-time letterwinner and a three-year starter for the Rockets from 2007-10. After his playing days were over, Cole stayed at Toledo, serving as a graduate assistant from 2011-13. He joined the staff at Oberlin as an offensive line coach/special teams coordinator in 2014 before being named the offensive coordinator at the conclusion of the season. Cole then accepted the position of offensive line coach/running-game coordinator at Notre Dame College in South Euclid, Ohio for the 2015 season.

Cole earned his bachelor's degree in 2011 and his master's degree in 2013, both from the University of Toledo. He and his wife Maria were married in July of 2019.

NATE COLE'S COACHING EXPERIENCE	
2019-23	Toledo – Running Backs
2018	Toledo – Director of Player Development
2016-17	Toledo – Director of Player Personnel
2015	Notre Dame (Ohio) College – Offensive Line/Run-Game Coordinator
2014	Oberlin – Offensive Line/Special Teams Coordinator
2011-13	Toledo – Graduate Assistant





RJ Fleming

Wide Receivers

Alma Mater: Arkansas State '14

Hometown: Natchez, Miss.

RJ Fleming joined the Rockets as the wide receivers coach in April of 2023.

Fleming has 10 years of experience in the college coaching ranks. Most recently, he served as an offensive analyst at Auburn. For the 2022 season, he coached the running backs at Texas State. He also has had stints at TCU (2016-18), Liberty (2019-20) and Eastern Michigan (2021).

Fleming began his collegiate coaching career in 2015 as a graduate assistant at Arkansas Tech before assuming the role of defensive backs coach and recruiting coordinator at Trinity International University in Deerfield, Ill. later that same year. In 2016, he joined TCU's coaching staff as an offensive graduate assistant working with the wide receivers. In his three years with the Horned Frogs, he was a part of a program that won 23 games and made three bowl appearances.

Fleming joined Liberty in 2019, where he served as an offensive quality control coach for two seasons. The 2020 season was the best in school history for the Flames, after finishing the year ranked No. 17 in the Associated Press poll and No. 18 in the Coaches Poll. Both national rankings were the highest ever in program history. The Flames finished the season with a 10-1 record, tying the program's record for wins in a season.

In 2021, Fleming coached wide receivers at Eastern Michigan, helping the Eagles to a 7-6 record and an ap-

pearance in the Lending Tree Bowl. EMU ranked third in the Mid-American Conference in passing offense (262.9) that season, with junior wide receiver Hassan Beydoun ranking second in the MAC with 97 receptions, racking up 1,015 receiving yards and earning All-MAC honors.

At Texas State in 2022, Fleming coached running backs and returners. The Bobcats had the No. 12 red-zone offense in the country and were led by Lincoln Pare's 760 rushing yards.

Fleming has appeared in eight bowl games in his playing and coaching career, and has coached seven players who have played in the NFL.

A native of Natchez, Miss., Fleming played wide receiver at Arkansas State from 2010-13. He appeared in 39 career games, picking up 46 receptions for 421 yards to go along with nine kickoff returns with an average of 33.8 yards. ASU appeared in both the 2012 and 2013 GoDaddy.com Bowls, with Fleming earning a start in the 2012 edition of the game.

After graduation, Fleming played for the San Angelo Bandits and the Arizona Rattlers of the Professional Indoor Football League in 2015.

Fleming earned his bachelor's degree from Arkansas State in 2014 and master's degree from TCU in 2017. He and his wife, Emily, have a son, Cayson, and a daughter, Gianna.

RJ FLEMING'S COACHING EXPERIENCE

- 2023 Toledo – Wide Receivers
- 2022 Auburn - Offensive Analyst
- 2022 Texas State - Running Backs
- 2021 Eastern Michigan - Wide Receivers
- 2019-20 Liberty - Offensive Quality Control
- 2016-18 TCU - Graduate Assistant
- 2015 Trinity International - Defensive Backs/Recruiting Coordinator
- 2015 Arkansas Tech - Graduate Assistant





Frank Okam

Defensive Line

Alma Mater: Texas '07

Hometown: Pine Bluff, Ark.

Frank Okam joined the Toledo staff as the defensive line coach in 2023.

Okam most recently served as the defensive line coach for the Las Vegas Raiders in 2022 and for the Carolina Panthers in 2020-21. A former NFL defensive lineman who was an All-American at the University of Texas, Okam also has college coaching experience at Rice and Baylor.

Okam began his coaching career as a graduate assistant at Rice from 2014-15 before moving into a full-time position as the defensive line coach in 2016-17. While at Rice, Okam coached five players who went on to play in the NFL: Christian Covington, Brian Womac, Preston Gordon, Myles Adams and Elijah Garcia. Womac made first-team all-conference in 2017 while leading Conference USA in sacks (10) and tackles for loss (22).

Okam next coached for two seasons at Baylor, where the Bears won the Texas Bowl in 2018 and shattered the school record with 46 sacks in 2019. Okam mentored James Lynch, who was named Big 12 Defensive Player of the Year and was a consensus All-American while setting the school record with 13.5 sacks in 2019. Lynch was one of five Bears who went on to play in the NFL, the others being Ira Savage-Lewis, Greg Roberts, James Lockhart and Bravvion Roy.

Okam then moved to the NFL ranks, coaching with the Carolina Panthers for the 2020 and 2021 seasons before joining the Las Vegas Raiders in 2022. At Carolina, Okam helped coach a defense that was second in the NFL in yards allowed (305.9) in 2021. For the Raiders in 2022, Okam coached defensive end Maxx Crosby, who finished sixth in the voting for Defensive Player of the Year while setting career highs in tackles, sacks, tackles for loss (NFL high 22) and QB hits.

Okam played his college football at the University of Texas, where he earned All-Big 12 and All-America honors in 2006 and 2007. He was a first-team Freshman All-America selection by the Sporting News in 2004. Okam was also part of a Longhorns team that went 13-0 and won the 2006 BCS National Title with a 41-38 win over USC.

Okam was drafted by the Houston Texans in the fifth round of the 2008 NFL Draft. He played for Houston, Seattle, Tampa Bay and the New York Giants before retiring in 2013.

Okam earned his bachelor's degree in sport management from Texas in 2007 and his master's degree in liberal studies from Rice in 2017.

Okam and his wife Megan have a son, Jadon, who was born in August of 2022.

FRANK OKAM'S COACHING EXPERIENCE

2023	Toledo – Defensive Line
2022	Las Vegas Raiders (NFL) – Defensive Line
2020-21	Carolina Panthers (NFL) - Defensive Line
2018-19	Baylor - Defensive Line
2016-17	Rice - Defensive Line
2014-15	Rice - Graduate Assistant





Corey Parker

Cornerbacks

Alma Mater: Eastern Michigan '05
Hometown: Detroit, Mich.

Corey Parker is in his second season as the Rockets' cornerbacks coach.

In his first season at Toledo, Parker mentored sophomore Quinyon Mitchell to multiple All-America honors and a first-team All-MAC selection. Mitchell led the country in passes defended (25) with five interceptions and a school-record 20 pass breakups in 2022. He set Toledo single-game records with four interceptions and two pick sixes against Northern Illinois, as well as five pass breakups at Buffalo. Mitchell was named second-team All America by Walter Camp, Phil Steele, and Pro Football Focus and third-team All-America by the Associated Press.

Parker's cornerback room in 2022 also featured junior Chris McDonald and sophomores RJ Delancy and Andre Fuller. McDonald broke up seven passes and grabbed an interception while Delancy and Fuller each had three pass breakups. Toledo's defense intercepted 12 passes in 2022, which ranked third in the Mid-American Conference.

A key component for Toledo's defensive success to win the MAC Championship and Boca Raton Bowl Championship in 2022 was the success of the cornerbacks in containing the explosive plays, as the Rockets held nine opponents to less than 200 yards passing. In six of those games, the opponent was held to less than 100 yards passing. In addition, Toledo cornerbacks were penalized just seven times (five pass interference, two holding) out of 517 passing attempts in 2022.

Prior to joining the Toledo coaching staff, Parker served as the head coach at River Rouge (Mich.) High

School for 13 seasons where he compiled a 113-34 record. He also served as the school's dean of students from 2009-21 and athletic director from 2016-21.

Parker was a three-time regional coach of the year and earned state coach of the year honors in 2015 and 2019. He led River Rouge to a state title in 2019.

Parker inherited a River Rouge High School program that won just eight games in the four years prior to his arrival in 2009 and turned it into a state power. The Panthers qualified for the state playoffs in 12 consecutive seasons under his guidance, earning seven district titles, five regional crowns, five state semifinal appearances and three appearances in the state championship game. River Rouge won the Division 3 state title in 2019. During his tenure, more than 100 of his players went on to play college football.

Parker graduated from St. Martin De Porres High School in Detroit. He was a three-time letterwinner as a defensive back at Eastern Michigan, where he earned a bachelor's degree in communications in 2005.

Parker began his coaching career as a defensive backs coach at the University of Detroit Jesuit High School in 2006. He went on to coach defensive backs and wide receivers at Ann Arbor Huron High School in 2007 before accepting the position of co-defensive coordinator at Inkster High School in 2008. In 2009 he became the head coach at River Rouge.

Parker and his wife Autumn have three children, a son Corey Jr. (10), and two daughters, Avery (7) and Ashlynn (3).

COREY PARKER'S COACHING EXPERIENCE	
2022-23	Toledo - Cornerbacks
2009-21	River Rouge High School - Head Coach
2008	Inkster High School - Co-Defensive Coordinator
2007	Ann Arbor Huron High School - DBs/WRs
2006	University of Detroit Jesuit High School - Defensive Backs





Mark Staten

Tight Ends/Offensive Tackles

Alma Mater: Miami (Ohio) '01

Hometown: Dowagiac, Mich.

Mark Staten is in his fourth season coaching the tight ends and offensive tackles for the Rockets.

In 2022, Staten helped guide a Rocket offense that ranked second in the MAC in scoring (31.3) and third in rushing offense (177.6) and passing efficiency (133.0) on its way to a MAC Championship. Senior tight end Jamal Turner was second on the team with eight touchdown catches, recording 378 yards on 29 receptions.

In 2021, Staten played a big role in helping guide a Rocket offense that led the MAC in scoring (33.4), and ranked fourth in total offense (435.5) and rushing offense (196.2). Tight ends Drew Rosi and Turner combined for 16 receptions and were versatile blockers for Toledo's intricate offense.

In his first season at Toledo, Staten made a positive impact on the offense. Despite losing both starting tackles—Mitchell Berg and Lavel Dumont—to season-ending injuries, the Rockets' offensive line helped UT rank third in the MAC in total offense (494.0) and first in passing offense (325.8). Staten guided a converted guard, Nick Rosi, and transfer Vitaliy Gurmen into anchor positions at tackle. Tight ends Rosi and Jamal Turner combined for 13 receptions.

Staten came to Toledo in 2020 after spending 13 seasons at Michigan State as an assistant coach. His duties with the Spartans included serving as their tight ends coach from 2007-10 and offensive line coach from 2011-18. Staten coached the tight ends for MSU in 2019.

Prior to his career at Michigan State, Staten was an assistant at Cincinnati (2004-06) and a graduate assistant coach at Ohio State (2002-03).

While at Michigan State, Staten coached three All-Americans, five NFL Draft picks, and 12 All-Big Ten players. His work with the offensive line helped lead the Spartans to three Big Ten Championships in 2010, 2013 and 2015, and



a three-year record of 36-5 from 2013-15, the winningest stretch in school history. Overall, he logged 114 career wins as an assistant coach under Mark Dantonio and was a part of the winningest Michigan State coaching staff in program history.

Staten has a reputation for mentoring linemen and tight ends. The Spartans' 2015 offensive line was a finalist for the Joe Moore Award for the most outstanding offensive line in college football. That MSU line featured two All-Americans, center Jack Allen

and left tackle Jack Conklin. The offensive line helped pave the way for Michigan State's first-ever College Football Playoff berth. Conklin, a one-time walk-on, went on to be the No. 8 overall selection in the 2016 NFL Draft by the Tennessee Titans.

At Cincinnati, Staten mentored All-BIG EAST tight end Brent Celek, who would go on to play 11 seasons in the NFL and win a Super Bowl with the Philadelphia Eagles. Under Staten's tutelage, Celek broke several program records for tight ends during his career as a Bearcat, including the career records for receptions, receiving yards, and touchdowns by a tight end.

Prior to joining the Cincinnati coaching staff, Staten was an offensive graduate assistant coach at Ohio State (2002-03), helping the Buckeyes to a national championship in 2002. He worked with the offensive linemen, tight ends, and long snappers at OSU.

Staten played college football at Miami (Ohio), where he was an All-MAC defensive tackle. Professionally, he was a member of the Cincinnati Bengals and New England Patriots organizations from 1993-94 and he was drafted by the World Football League's Barcelona Dragons in 1995 before his football career came to an end due to injury.

Staten graduated cum laude from Miami in 2001 with a bachelor's degree in elementary education. He and his wife Dana have two sons, Quinn and Maximus.

MARK STATEN'S COACHING EXPERIENCE	
2020-23	Toledo - Tight Ends/Offensive Tackles
2019	Michigan State - Tight Ends/Special Teams Coordinator
2011-18	Michigan State - Offensive Line
2007-10	Michigan State - Tight Ends/Tackles
2004-06	Cincinnati - Tight Ends
2002-03	Ohio State - Graduate Assistant





Stanton Weber

Special Teams Coordinator

Alma Mater: Kansas State '15

Hometown: Overland Park, Kan.

Stanton Weber took over as special teams coordinator for the Rockets in 2023. He began his coaching career at Kansas State, his alma mater, and spent two seasons as the special teams analyst at South Carolina before joining the Toledo coaching staff.

Weber was a three-time First-Team Academic All-Big 12 player as a wide receiver and special teams standout at Kansas State from 2011-15. A team captain as a senior in 2015, Weber played 46 career games and ended with 19 tackles. He helped the Wildcats accumulate a 34-18 record, earn a Big 12 championship in 2012 and advance to four straight bowl games.

After graduation, Weber spent four seasons coaching at his alma mater, two years as an offensive graduate assistant from 2017-18, and two seasons in a full-time role as the special teams' quality control coach from 2019-20.

In his first season working with special teams, Weber helped the Wildcats break the single-season record for kickoff-return average, ranking first in the country with a 29.5 average. In 2020, K-State blocked the first punt in each of their first three contests. In the rivalry game against Kansas, the Wildcats returned four punts over 40 yards, including a pair of touchdowns. In that game,

they set the school record for highest punt return average and most TDs scored in a game. K-State finished the 2020 season ranked second in the NCAA in punt return average (22.1).

Weber then moved on to South Carolina, where he spent two seasons as a special teams' analyst. In 2022, the Gamecocks were ranked No. 1 in the country in special teams efficiency by ESPN, led the SEC in punt return average and had the nation's longest kickoff return of the season (100 yards) against Texas A&M. They were also second in the SEC in yards per punt and were 11-of-11 on field-goal attempts.

Stanton has two accounting degrees from Kansas State, earning his bachelor's degree in 2015 and master's degree in 2016, along with an MBA in 2019.

Weber comes from an athletic family, all of whom played collegiately at Kansas State. His father, Stan Weber, was a quarterback for the Wildcats from 1980-84; his brother Landry was a wide receiver at Kansas State from 2017-21; and his sister McKenzie played volleyball at KSU from 2016-19.

Weber and his wife Natalie were married in July of 2022.

STANTON WEBER'S COACHING EXPERIENCE

2023	Toledo – Special Teams Coordinator
2021-22	South Carolina – Special Teams Analyst
2019-20	Kansas State – Special Teams Quality Control
2017-18	Kansas State – Graduate Assistant





Football Support Staff



Tim Bennett

Director of Player Development

Tim Bennett is in his first season as Toledo's director of player development.

Bennett returns to Toledo after the 2022 season as the defensive coordinator at Tiffin University. He was a graduate assistant for the Rockets in 2021, working primarily with the secondary.

Bennett spent the 2020 season as the defensive coordinator at Woodville (Texas) High School. Prior to that he was the defensive backs coach at Dodge City (Kansas) Community College in 2019, and served as a graduate assistant at Findlay in 2018, working primarily with the cornerbacks. He began his coaching career as a volunteer assistant at his high school alma mater, Northside High School in Columbus, Ga.

Bennett played three seasons as a cornerback at Indiana, where he was a two-year starter and was named honorable mention All-Big Ten as a junior in 2013. Bennett led the nation with 20 pass breakups that season, adding 73 tackles. For his career at Indiana, Bennett played in 35 games and had 157 tackles, 8.5 tackles for loss, 32 pass breakups and one interception. He played one season of junior college, earning all-region honors at Ellsworth (Iowa) C.C.

Bennett was born in Atlanta and grew up in Columbus, Ga. He earned his bachelor's degree from Indiana in 2015.



Brad Bichey

Director of Football Strength & Conditioning

Brad Bichey is in his eighth season as Toledo's director of football strength and conditioning. Bichey is responsible for the year-round weight training and conditioning program for the football program.

During Bichey's tenure, the Rockets have a record of 53-32 and won the 2017 and 2022 MAC Championships. Bichey has worked with eight Rockets who became NFL draftees, including Tyce Anderson (fifth round/Cincinnati) and Samuel Womack (fifth round/San Francisco) in 2022 and Desjuan Johnson (seventh round/Los Angeles Rams) in 2023. Other draftees who trained under Bichey were Diontae Johnson (2019-third round) and Kareem Hunt (2017-third round). Hunt led the NFL in rushing with 1,327 yards as a rookie in 2017. Johnson caught 59 passes as a rookie for the Steelers in 2019, and grabbed 107 balls in 2021 and was named to the Pro Bowl.

Bichey joined the Rockets in 2016 following three seasons as the associate director of strength and conditioning at Arkansas.

A native of Ambridge, Pa., Bichey is a graduate of West Liberty State University, where he completed his bachelor of science degree in exercise physiology in 2008. He also played football and baseball at West Liberty State, earning academic all-conference honors in 2008 in baseball. He earned his master's degree in health education at Penn State in 2011.

Bichey worked under the direction of master strength coach Mickey Marotti at Florida during an internship in 2008, a year in which the Gators won the national championship. He then worked as a graduate assistant strength coach for football at Penn State under master strength coach John Thomas from January of 2009 through August of 2011, participating in two bowl games. In 2012, Bichey worked as an intern for six months at Ohio State. He was a volunteer assistant at Robert Morris in 2011.

Bichey then moved on to a position with the Cincinnati Bengals as a part-time strength and conditioning coach where he worked with a team that reached the NFL playoffs. He joined the Razorbacks in 2013, working under the mentorship of master strength coach Ben Herbert. At Arkansas, Bichey worked with 14 players who were drafted by the NFL and was a part of teams that won two bowl games.

Bichey is a member of the CSCCa and earned the credential of Strength & Conditioning Coach Certified (SCCC). He is a member of the NSCA and earned the credential of Certified Strength & Conditioning Specialist (CSCS). He also is a Registered Strength & Conditioning Coach (RSCC) and holds a certification through the USAW as a Sports Performance Coach. Bichey is certified through the Functional Movement Screening (FMS), and is First Aid/CPR/AED certified.

Bichey and his wife Shayna have a son, Jaxson (5), and a daughter, Payton (3).





Bryan Gasser

Director of Player Personnel/Recruiting Coordinator

Bryan Gasser was hired as director of player personnel/recruiting coordinator for the Rockets in April 2023.

Gasser, who spent the 2022 season as an offensive analyst at Northwestern, previously served at Toledo in a number of roles from 2010-15. He was a graduate assistant in 2010 and again in 2012. He was director of high school relations in 2013, and tight ends coach/special teams coordinator in 2014-15. In Gasser's five-year tenure at Toledo, the Rockets played in four bowl games and had four nine-win seasons.

During Gasser's one season as director of high school relations for the Rockets in 2013, he helped the recruiting staff assemble the No. 1 ranked recruiting class in the MAC, according to Rivals.com and Scout.com. Toledo's 2013 recruiting class included four future NFL Draft picks: Kareem Hunt, 2017 3rd Round pick (86); Michael Roberts, 2017 4th Round pick (127); Rodney Adams 2017 5th Round pick (170); and Logan Woodside, 2018 7th Round pick (249). As a tight ends coach, Gasser mentored Roberts, who went on to break the school record with 16 touchdown receptions in 2016.

The Rockets ranked No. 1 in kickoff coverage and No. 2 in punt return yards in the MAC in 2014 under Gasser's guidance. Placekicker Jeremiah Detmer earned second-team All-MAC honors and finished his career as the most accurate field-goal kicker in conference history (84.4 percent).

Gasser next served as the wide receivers coach at Iowa State from 2016-18. He also coached the Cyclones' special teams in his first two years in Ames.

At Iowa State, Gasser coached Allen Lazard, a two-time First-Team All-Big 12 wide receiver, who ended his career with school records in receptions (241), receiving yards (3,360) and 100-yard receiving games (12). In 2018, Gasser mentored Hakeem Butler, who shattered ISU's season receiving yardage record with 1,318 yards. Butler was drafted by the Arizona Cardinals in 2019 with the first pick of the fourth round (103 overall).

Following his tenure at Iowa State, Gasser joined the staff at Akron in 2019, where he spent three seasons as the Zips' offensive coordinator and wide receivers coach.

Gasser earned a bachelor's degree in business administration from Ohio Northern in 2009 and his master's degree in sports administration from Bowling Green State in 2010. He played football at ONU from 2003-05, earning All-OAC and Academic All-OAC honors at tight end in 2005. He then served as an assistant coach at his alma mater from 2006-08, working with tight ends and running backs.

A native of Northwood, Ohio, Gasser attended Cardinal Stritch High School, where he played football, basketball and track. He and his wife Jessica have two daughters, Witten and Emmitt.



Andrew Terwilliger

Assistant Athletic Director for Football Operations

Andrew Terwilliger is in his 10th season with the Rockets and fifth as assistant athletic director for football operations. Prior to that, Terwilliger served for three seasons as the director of football operations, one as the director of player personnel and one as the operations and recruiting assistant.

Terwilliger coordinates most non-coaching aspects of the Rocket football program, including budget, team travel and team meals. He made his debut as Toledo's director of football operations during the Rockets' trip to the 2015 Marmot Boca Raton Bowl.

Before coming to Toledo in 2014, Terwilliger served as the director of operations and recruiting at Ohio Northern from 2013-14, and was an offensive graduate assistant coach at Findlay from 2011-13. At Findlay, Terwilliger worked with the wide receivers, including the school's all-time leading receiver, Lloyd Henry, and NFL safety Harold Jones-Quartey.

Terwilliger played football at Findlay from 2004-05 and Otterbein from 2005-08. He grew up in Powell, Ohio and attended Olentangy High School, where he lettered in football, basketball and track. At Olentangy, Terwilliger played football for his father, longtime head coach Ed Terwilliger.

Terwilliger earned his bachelor's degree in business from Otterbein in 2008, and his master's degree in education from Findlay in 2013.



Jeremy Boyd

Football Equipment Manager

Jeremy Boyd is in his 21st year on the Toledo equipment staff and 15th as the football equipment manager.

Boyd is a Toledo graduate, earning his bachelor's degree in recreation & leisure in 2004. He worked as a student manager for the women's basketball team as an undergrad, before becoming the equipment manager for baseball, softball and soccer from 2002-09. He took over as the football equipment manager for the 2009 season.

A native of Marion, Ohio, Boyd and his wife Erin have two daughters, Aubrey (13) and Reagan (10).





THE COACHING STAFF



Adam Barta

Head Athletic Trainer

Adam Barta is in his sixth year as head athletic trainer and seventh overall for the football program at the University of Toledo. Barta spent the 2016 season as an assistant trainer for the Rockets.

Before coming to Toledo, Barta spent the 2014 and 2015 seasons as a graduate assistant athletic trainer for the University of Arkansas football program.

A native of Tomah, Wis., Barta began his career as an athletic training student at the University of Wisconsin-La Crosse from 2007-12 and worked as an athletic training intern for the Seattle Seahawks in the summers of 2010 and 2011. He continued his work with the Seahawks as a seasonal athletic training intern from 2012-14. Barta earned his bachelor's degree in athletic training from Wisconsin-La Crosse in 2012 and his master's degree in sports management from Arkansas in 2016.

Barta is a member of the College Athletic Trainers Society and the National Athletic Trainers Association.

Barta and his wife Kristy have a daughter, Aubrey (3), and a son, Myles (1).



Christian Klinec

Assistant Football Strength & Conditioning

Christian Klinec is in his seventh season as Toledo's assistant football strength and conditioning coach. Prior to that, he served for two years as a strength and conditioning graduate assistant at Toledo. He also served internships at Kansas in 2013 and at Mississippi State in 2014.

A native of North Olmsted, Ohio, Klinec received his bachelor's degree in exercise science from Mount Union in 2014. He played four seasons of football with the Purple Raiders. Klinec also earned his master's degree in recreation and leisure studies from UT in 2016.



Steve Mathie

Video Coordinator

Steve Mathie is in his fourth season with the Rockets and second as video coordinator. He previously served two years as a video graduate assistant with the Rockets.

A native of Canton, Ohio, Mathie graduated from the University of Findlay in 2017 with a degree in communications. He was a four-time letterwinner at Findlay as an offensive lineman.



AJ Harrison

Recruiting Assistant

Former University of Toledo tight end AJ Harrison is entering his first season as a recruiting assistant.

Harrison played for Toledo from 2019-21, appearing in 22 games as a reserve tight end. He joined the team as a walk-on in the fall of 2019.

A Toledo native, Harrison attended Springfield High School, where he was a two-time All-NLL and all-district selection at safety. He earned his bachelor's degree in interdisciplinary studies from Toledo.



Cindy Tierney

Football Secretary

Cindy Tierney is in her first season as football secretary.



Aaron Wass

Assistant Athletic Trainer

Aaron Wass joined the University of Toledo sports medicine staff as an assistant athletic trainer in July 2021. He works primarily with the Rockets' football program.

Wass came to Toledo after serving four years (2017-21) as the athletic trainer for the football and women's basketball programs at the University of Findlay. Prior to this, he served as a graduate assistant athletic trainer at Eastern Michigan for two years (2015-17) where he worked with the football program and earned his master's degree in exercise physiology.

A Hudsonville, Mich. native, Wass graduated from Cedarville (Ohio) University in 2015 with his bachelor's degree in athletic training. During that time, he worked with the Yellowjackets' men's basketball and baseball programs in addition to completing an internship with the NCAA Division II Central State University football program.





Junior cornerback Quinyon Mitchell

2023
Rocket Profiles



THE PLAYERS



Darius Alexander 98

Defensive Tackle • 6-4 • 310 • Jr.
Fort Wayne, Ind. • Wayne HS

2022

Played in 13 games and started in one...21 tackles and 7.0 TFL... Tied career high with five tackles and added career-high 2.5 TFL at Western Michigan...Recorded three tackles and one TFL at Ohio State...Tallied three tackles, 0.5 TFL, and two breakups vs. Kent State.

2021

Played in all 13 games and started in three...21 tackles and 1.0 TFL...Season-high five tackles against WMU...Had four tackles against Colorado State.



2020

Played in all six games, totaling nine tackles and one sack...Season-high four tackles against WMU.

2019

Sat out season as a redshirt.

HIGH SCHOOL

Three-time letterwinner as a defensive lineman...Two-time all-state performer and former Summit Athletic Conference Player of the Year...Had 87 tackles, 21 tackles for loss, and 10 sacks his senior season...Had 97 tackles and 16 tackles for loss as a junior.

PERSONAL

Full name is Darius Jeavion Alexander...Son of Taya Alexander... Has three siblings, Shiara, Darrion, and Brooklyn...Majoring in communication studies.

Darius Alexander's Career Statistics											
Year	G/S	UT	AT	TT	TFL	Sack	FF	Int	BrUp	QBH	
2019											
				DNP-Redshirt							
2020	6/0	3	6	9	1.0	0	0	0	0	0	
2021	13/3	5	16	21	1.0	0	0	0	2	0	
2022	13/1	8	13	21	7.0	1.5	0	0	3	1	
TOTALS	32/4	16	35	51	9.0	1.5	0	0	5	1	

CAREER GAME HIGHS
Tackles: 5 (Twice, last at Western Michigan, 11-25-22)
Tackles for Loss: 2.5 (at Western Michigan, 11-25-22)



Dalton Andrews 41

Tight End • 6-2 • 255 • Jr.
Pemberville, Ohio • Eastwood HS

2022

Did not appear in any games...Moved to tight end from the offensive line in the off-season.

2021

Did not appear in any games.

2020

Did not appear in any games.

2019

Sat out season as a redshirt...Joined team in spring of 2019 and participated in spring practice.

HIGH SCHOOL

Earned first-team all district as offensive and defensive lineman...Won school's lineman of the year award.

PERSONAL

Full name is Dalton David Andrews...Parents are David and Amy Andrews...Has one brother, Davis...Father was a fullback for the Rockets from 1987-1991, and was a team captain in 1991... Graduated in December of 2022 with a degree in mechanical engineering technology...Currently pursuing his MBA.



Jayden Baker 32

Linebacker • 6-1 • 221 • So.
Massillon, Ohio • Jackson HS

2022

Joined team as a walk-on...Did not appear in any games.

HIGH SCHOOL

Played high school football at Jackson High School in Massillon, Ohio...Also ran track...Head football coach was Jay Rohr.

PERSONAL

Son of Alfred Baker and Maya Harrington...Has two brothers and one sister...Majoring in criminal justice.



Jackson Barrow

42

Linebacker • 6-0 • 224 • Jr.
Indianapolis, Ind. • Cathedral HS

2022

Played in all 14 games with three starts...31 tackles, 2.5 TFL, and 1.0 sack...Career-high nine tackles at Northern Illinois...Made four tackles in season opener vs. LIU...Tallied three tackles at San Diego State...Four tackles vs. Central Michigan...Made two tackles in MAC Championship Game and Boca Raton Bowl...Added one TFL and one sack vs. Liberty.

2021

Played in 12 games with five starts...42 tackles and 1.0 TFL... Season-high eight tackles vs. Colorado State and Northern Illinois...Tallied three tackles and one TFL against Bowling Green.



2020

Played in three games, tallying one tackle against NIU.

2019

Played in one game, retaining his freshman eligibility...Joined team in the spring of 2019 and participated in spring practice.

HIGH SCHOOL

Two-time all-city defense...Two-time all-state performer...Team defensive MVP...Captain of high school team.

PERSONAL


Full name is Jackson Montgomery Barrow...Parents are John and Dorothy Barrow...Graduated with a degree in psychology.

Jackson Barrow's Career Statistics

Year	G/S	UT	AT	TT	TFL	Sack	FF	Int	BrUp	QBH
2019	1/0	0	0	0	0	0	0	0	0	0
2020	3/0	1	0	1	0	0	0	0	0	0
2021	12/5	18	24	42	1.0	0	0	0	1	1
2022	14/3	12	19	31	2.5	1.0	0	0	1	1
TOTALS	30/8	31	43	74	3.5	1.0	0	0	2	2

CAREER GAME HIGHS

Tackles: 9 (at Northern Illinois, 10-8-22)



Nate Bauer

6

Safety • 6-0 • 202 • Sr.
Akron, Ohio • Archbishop Hoban HS

2022

Second-team All-MAC...Fifth on team with 61 tackles...4.0 TFL, four breakups and two interceptions on the season...Five tackles at Ohio State and at San Diego State...Career-high nine tackles at Northern Illinois and vs. Kent State...Added one TFL and an interception against the Golden Flashes...Five tackles at Buffalo and Eastern Michigan...Three tackles and an interception vs. Ohio in the MAC Championship Game...Four tackles and 0.5 TFL vs. Liberty in the Boca Raton Bowl...Academic All-MAC.

2021

Sixth on the team with 55 tackles...Fourth on team with 6.5 TFL... Starter in 10 games...Season-high seven tackles against Colorado State, Eastern Michigan, and Ohio...Tallied third career interception vs. UMass...Academic All-MAC.

2020

Second-team All-MAC...23 tackles...Led team with two interceptions...Returned an interception 30 yards vs. Ball State...Academic All-MAC...Nominee for Academic All-American.

2019

Played in all 12 games at strong safety, making 38 tackles with 3.0 tackles for loss...Season-high six tackles and one pass breakup against NIU...Four tackles and one TFL at Bowling Green... Three tackles and one TFL against Murray State...Academic All-MAC.

2018

Played in three games, making four tackles...Season-high three tackles vs. Northern Illinois...Retained freshman eligibility.

HIGH SCHOOL

Three-star prospect according to Scout.com and 247 Sports... Helped Archbishop Hoban win a state championship in 2017... Also helped the Knights to Division III state championships in 2015 and 2016.

PERSONAL

Full name is Nate Gerald Bauer...Parents are Tom and Vicki Bauer...Graduated with a degree in marketing...Currently pursuing his MBA.

Nate Bauer's Career Statistics

Year	G/S	UT	AT	TT	TFL	Sack	FF	Int	BrUp	QBH
2018	3/0	3	1	4	0	0	0	0	0	0
2019	12/0	27	11	38	3.0	0	0	0	1	0
2020	6/5	9	14	23	1.0	0	0	2	1	0
2021	13/10	34	21	55	6.5	1.5	0	1	1	0
2022	14/14	33	28	61	4.0	1.0	0	2	4	1
TOTALS	48/29	106	75	181	14.5	2.5	0	5	7	1

CAREER GAME HIGHS

Tackles: 9, twice (Last vs. Kent State, 10-15-22)



THE PLAYERS



Adam Beale

10

Wide Receiver • 5-8 • 162 • Sr.
Holland, Ohio • Springfield HS

2022

Played in all 14 games...Returned all punts for the Rockets, totaling 31 punt returns for 252 yards...Registered career-long 36-yard punt return at Buffalo...Tallied two catches for 30 yards, including career-long 24-yard reception at Ohio State...Academic All-MAC.

2021

Played in 10 games...Had one catch against UMass...Academic All-MAC.

2020

Played in two games.

2019

Appeared in one game.

2018

Sat out season as redshirt.

HIGH SCHOOL

Caught 66 passes for 1,107 yards and seven TDs as a senior... Named first-team all-league, first-team all-district, third-team All-Ohio and Toledo Blade All-Area...66 receptions set school record...Also set school record with 212 receiving yards in one game...As a junior, caught 24 passes for 360 yards and four scores...Football coach was Pat Gucciardo.

PERSONAL

Full name is Adam David Beale...Parents are Julie Beale and Jerry Beale...Has one sister, Allison...Graduated with a degree in mechanical engineering.

Adam Beale's Career Statistics

Receiving

Year	G/S	Rec.	Yds.	Avg.	TD	LP
2019	1/0	0	0	0	0	NA
2020	2/0	0	0	0	0	NA
2021	10/0	1	4	4.0	0	4-UMass
2022	14/0	2	30	15.0	0	24-Ohio State
Totals	27/0	3	34	11.3	0	24-Ohio State

Punt Returns

Year	G/S	Att.	Yds.	Avg.	TD	LP
2019	1/0	0	0	0	0	NA
2020	2/0	0	0	0	0	NA
2021	10/0	5	24	4.8	0	14-UMass
2022	14/0	31	252	8.1	0	36-Buffalo
Totals	27/0	36	276	7.7	0	36-Buffalo

CAREER GAME HIGHS

Receptions: 2 (at Ohio State, 9-17-22)
Long Reception: 24 (at Ohio State, 9-17-22)
Punt Returns: 6 (at Western Michigan, 11-25-22)
Long Return: 36 (at Buffalo, 10-22-22)



Drew Beckenhaupt

58

Offensive Lineman • 6-3 • 298 • So.
Cleveland, Ohio • Elder HS

2022

Did not appear in any games.

2021

Sat out the season as a redshirt.

HIGH SCHOOL

Three-star prospect according to 247 Sports... Was team captain as an offensive lineman at Elder High School and voted Best Offensive Lineman by teammates... Earned all-conference honors during HS career, and helped lead Elder to 31 victories across four seasons.

PERSONAL

Criminal justice major.



Nasir Bowers

21

Cornerback • 5-9 • 180 • So.
Lakeland, Fla. • Lakeland HS

2022

Played in 10 games, tallying 10 tackles...Made a season-high three tackles vs. UMass...Returned one kick for 21 yards at Eastern Michigan.

HIGH SCHOOL

Three-star prospect according to 24/7 Sports...28 tackles, eight passes defensed, and four interceptions as a senior...Named all-county as a junior in 2020, registering 19 tackles, 2.5 TFL, and three interceptions.

PERSONAL


Son of Micheal Bowers...Has three brothers and two sisters... Anticipated major is business marketing.

Nasir Bowers' Career Statistics

Year	G/S	UT	AT	TT	TFL	Sack	FF	Int	BrUp	QBH
2022	10/0	4	6	10	0	0	0	0	0	0
TOTALS	10/0	10	6	10	0	0	0	0	0	0

CAREER GAME HIGHS

Tackles: 5 (vs. UMass, 9-10-22)



Daniel Bolden

31

Linebacker • 6-1 • 248 • Jr.
Cincinnati, Ohio • Colerain HS

2023

Nominee for Allstate AFCA Goodworks Team.

2022

Suffered season-ending injury in opening game vs. LIU...Did not make any tackles...Retained junior eligibility...Named to Allstate AFCA Goodworks Team.

2021

Missed entire season due to injury...Retained junior eligibility.

2020

Played in all six games, starting in five...Totaled 20 tackles, one TFL and one QB hurry...Season-high six tackles vs. Ball State... Received the Wayne Lumber "Bringing the Lumber" trophy for the best tackle of the season vs. CMU.

2019

Played in all 12 games at linebacker, totaling 39 tackles and two forced fumbles...Started the season finale at Central Michigan...Career-high seven tackles at CMU...Two tackles, two forced fumbles at Kentucky.

2018

Played in all 13 games as a reserve linebacker, making 12 tackles...Season-high three tackles vs. Buffalo.

HIGH SCHOOL

Three-star recruit according to Scout.com and 247 Sports... Helped lead Colerain to an OHSAA state semifinal appearance as a senior and was named first-team All-Greater Miami Conference, All-Southwest Ohio, and All-Ohio...Team captain and 2017 team MVP...Tallied 127 tackles as a senior as well as six sacks, four forced fumbles, four interceptions, and two touchdowns...Started 42 consecutive games at linebacker for Colerain.

PERSONAL

Full name is Daniel Thomas Bolden...Parents are Dan and Kathy Bolden...Graduated with a degree in communication studies in May of 2022.

Daniel Bolden's Career Statistics										
Year	G/S	UT	AT	TT	TFL	Sack	FF	Int	BrUp	QBH
2018	13/0	5	7	12	0.5	0	0	0	0	1
2019	12/1	18	21	39	0.5	0	2	0	0	2
2020	6/5	6	14	20	1.0	0	0	0	0	1
2021	DNP-Injured									
2022	1/0	0	0	0	0.0	0	0	0	0	0
TOTALS	32/6	29	42	71	2.0	0	2	0	0	4
CAREER GAME HIGHS										
Tackles: 7 (Central Michigan, 11-29-19)										



Peny Boone

33

Running Back • 6-1 • 242 • Jr.
Detroit, Mich. • King HS / Maryland

2022

Third on team with 443 yards rushing...Rushed for 52 yards on 12 carries vs. LIU in his Rocket debut...Two rushing touchdowns in win over UMass...41 rushing yards on eight carries at Ohio State...Did not play due to injury vs. CMU...36 yards on eight rushes vs. NIU...Career-high 84 rushing yards vs. Kent State... Rushed for 48 yards at EMU...70 yards on 15 carries at WMU...25 yards on six carries vs. Liberty in the Boca Raton Bowl.

2020-21 AT MARYLAND

Rushed for 172 yards and two touchdowns on 39 carries in 2021....Season-high 42 yards against Michigan State....Played in four of Maryland's five games in 2020, rushing for 86 yards on 19 carries in a reserve role.

HIGH SCHOOL

18th-ranked running back in the country according to Rivals... Rushed for 1,282 yards on 129 carries and 22 touchdowns as a senior in 2019....Won two state championships at Martin Luther King High School in Detroit....High school coach was Ty Spencer.

PERSONAL

Parents are George and Cortrice Boone...Younger brother of former NFL running back Zurlon Tipton...Major is university studies.



Peny Boone's Career Statistics						
Year	G/S	Att.	Yds.	Avg.	TD	LP
2020*	4/0	19	86	4.5	0	18-Northwestern
2021*	10/0	39	172	4.4	2	28-Michigan St.
2022	13/0	116	443	3.8	3	16-LIU
Totals	26/0	174	694	4.0	5	28-Michigan St.
CAREER GAME HIGHS						
Rushing Yards: 84 (vs. Kent State, 10-15-22)						
Longest Run: 28 (at Michigan State, 11-13-21)*						
* 2020-21 stats at Maryland						



THE PLAYERS



Cavon Butler

52

Defensive Tackle • 6-3 • 312 • Jr.
Toledo, Ohio • Whitmer HS / Kentucky

2022

Played in six games, making two starts...Missed second half of season due to injury...14 tackles, 1.5 TFL, and one sack...Recorded season-high five tackles at Ohio State.

2021

Played in all 13 games, starting six...Recorded 22 tackles and 1.0 TFL...Career-high six tackles and 0.5 TFL against Colorado State.

2020

Appeared in three games...Did not make any tackles.

2019 (AT KENTUCKY)

Appeared in one game for the Wildcats, making one tackle.

HIGH SCHOOL

Three-star prospect and top-50 interior defensive lineman by Rivals.com and 247sports.com... Named Three Rivers Athletic Conference defensive player of the year and was selected first-team All-Northwest District and second-team All-Ohio in Division I... Helped the Panthers to a 21-4 overall record and two Division I playoff appearances... Had 71 tackles as a senior, including nine for loss, along with 7.5 sacks... Caused four fumbles, recovered five fumbles, and scored two touchdowns in helping Whitmer compile a 9-3 overall record in 2018.

PERSONAL

Parents are Robert and Ebony Dunston...Has a brother, Kevin McLemore, and a sister, Kaliyah Braswell...Communication studies major.



Cavon Butler's Career Statistics

Year	G/S	UT	AT	TT	TFL	Sack	FF	Int	BrUp	QBH
2019*	1/0	1	0	1	0	0	0	0	0	0
2020	3/0	0	0	0	0	0	0	0	0	0
2021	13/6	4	18	22	1.0	0	0	0	1	1
2022	6/2	2	12	14	1.5	1	0	0	0	1
TOTALS	23/8	7	30	37	2.5	1	0	0	1	2

CAREER GAME HIGHS

Tackles: 6 (vs. Colorado State, 9-18-21)

*2019 stats at Kentucky



Esean Carter

90

Defensive Tackle • 6-2 • 285 • So.
Detroit, Mich. • Martin Luther King HS

2022

Appeared in games against LIU and UMass...Did not record any tackles.

2021

Appeared in two games...Did not record any tackles...Retained freshman eligibility.

HIGH SCHOOL

Three-star recruit at defensive tackle, according to 247 Sports... Earned first-team All-City League honors as a senior...High school coach was Tyron Spence.

PERSONAL

Full name is Esean Leonard Carter... Mother is Zeronica Ruff... Has two sisters...Criminal justice major.



Vontrell Chairse

30

Outside Linebacker • 6-3 • 242 • So.
Chicago, Ill. • Wendell Phillips Academy HS

2022

Made one appearance vs. UMass...Did not record any tackles.

2021

Sat out season as a redshirt.

HIGH SCHOOL

Three-star recruit and the No. 52 prospect in the state of Illinois, according to 247 Sports...Graduated with a 3.9 GPA... High school coach was Troy McAllister.

PERSONAL

Full name is Vontrell Darquez Chairse...Mother is Mary Frances Fultz...Has three sisters and one brother...Media communication major.



Drew Covington

36

Safety • 6-3 • 236 • Fr. (R)
Cincinnati, Ohio • Turpin HS

2022

Sat out season as a redshirt and retained freshman eligibility.

HIGH SCHOOL

Attended Turpin High School in Cincinnati...Third-team defensive selection to Division II All-Ohio team as a senior...First-team All-Conference, first-team All-Southwest Ohio, and first-team All-City...Set school record with seven interceptions in a season...Lettered three years in football and four years in lacrosse... High school coach was Kent McCullough.

PERSONAL

Parents are Danny and Kelly Covington...Has two brothers, Alex and Tyler, and one sister, Corinne...Majoring in construction engineering technology.



Judge Culpepper

95

Defensive Tackle • 6-4 • 293 • Sr.
Tampa, Fla. • Plant HS / Penn State

2022

Eighth on team with 44 tackles...Three tackles, 0.5 TFL vs. LIU... Five tackles vs. UMass...Six tackles, one sack, one forced fumble vs. Central Michigan...Ran for a one-yard first down on a fake punt vs. NIU...Career-high 10 tackles, 2.5 TFL vs. Kent State...Academic All-MAC and CSC Academic All-District.

2021

Started all 13 games...Named team's Unsung Hero on defense...43 tackles, three sacks, two breakups and three QB hurries...Season-high eight tackles vs. Colorado State...Three tackles and one sack at Ohio...Four tackles, two pass breakups and a sack vs. CMU... Academic All-MAC...Nominee for Academic All-American.

2018-20 (AT PENN STATE)

Played in 22 games in 2019 and 2020 and was a two-time Academic All-Big Ten honoree...Appeared in 13 games in 2019, mostly on special teams, registering one tackle...Played in nine games and tallied five tackles in 2020...Had five tackles, including a three-tackle effort against Maryland...Sat out as a redshirt in 2018.

HIGH SCHOOL

Four-time letterman at Plant High School in Tampa, Fla...Helped the Panthers to a 45-7 record in four seasons, including four district championships and a state runner-up finish as a junior (13-1) and a berth in the state semifinals as a senior (12-2)... Named to the Tampa Bay Times All-Tampa first team as a senior, honorable mention team as a junior...Earned Tampa Bay Times All-Hillsborough first-team accolades in 2017 and second-team honors in 2016...Two-time all-district choice...Earned Florida All-State Class 7A second-team accolades in 2016...Rated a four-star prospect by Rivals and three-star recruit by 247Sports and ESPN...Ranked the No. 28 strong-side defensive end, No. 118 prospect in Florida by 247Sports...Head coach was current Rocket assistant coach Robert Weiner.

PERSONAL

Full name is Judge Broward Culpepper...Son of Monica and Brad Culpepper...Has one brother, Rex, and one sister, Honor... Father is a lawyer and was an All-American defensive lineman at Florida, helping the Gators to SEC Championship in 1991; won the 1991 Drady Trophy (now the Campbell Trophy), AKA the "Academic Heisman"; played nine years in the NFL, including six seasons with Tampa Bay...Brother was a quarterback at Syracuse...Sister plays basketball at NYU...Mother was a contestant on "Survivor: One World" and both parents were on "Survivor: Blood vs. Water"... Graduated with a degree in university studies in May of 2022...working on a second degree in communications...Hopes to attend law school one day.



Year	G/S	UT	AT	TT	TFL	Sack	FF	Int	BrUp	QBH
2018*	DNP-Redshirt									
2019*	13/0	0	2	2	0.5	0.5	0	0	0	0
2020*	9/0	2	3	5	0.5	0.5	0	0	0	0
2021	13/13	12	31	43	4.0	3.0	0	0	2	3
2022	14/14	13	31	44	4.0	1.0	1	0	0	1
TOTALS	49/27	27	67	94	9.0	5.0	1	0	2	4

CAREER GAME HIGHS
Tackles: 10 (vs. Kent State, 10-15-22)
* 2018-20 stats at Penn State



THE PLAYERS



Malachi Davis

93

Outside Linebacker • 6-4 • 257 • Fr. (R)
Holt, Mich. • Holt Senior HS

2022

Appeared in one game...Did not record any tackles...Retained freshman eligibility.

HIGH SCHOOL

Three-star prospect according to 24/7 Sports...Earned two all-state and all-region honors...Three-time all-conference selection...Registered 49 tackles, 15 TFL, and returned a fumble for a touchdown as a senior...Appeared in six games in 2020, tallying 37 tackles and 13 TFL to help Holt make a run in the MHSAA playoffs...High school coach was Chad Fulk.

PERSONAL

Son of Cedric and Stacy Davis...Has one brother, Xavier...Special Education Intervention major.



RJ Delancy III

11

Cornerback • 6-0 • 180 • Jr.
Miami, Fla. • Northwestern HS / Nebraska

2022

Played in 12 games, making four starts...23 tackles, three pass breakups, and one forced fumble...Made a career-high six tackles in MAC Championship Game vs. Ohio...Recorded four tackles at Eastern Michigan...Three tackles and one pass breakup at Western Michigan...Academic All-MAC.

2021

Played in all 13 games, mostly on special teams...Named team's Special Teams MVP...11 total tackles, one interception and one pass breakup...Four tackles and one interception at BGSU... Received the Wayne Lumber "Bringing the Lumber" trophy for the best tackle of the season.

2020 (AT NEBRASKA)

Played in two games on special teams.

HIGH SCHOOL

Listed as a three-star recruit by 247 Sports and Rivals... Helped lead Miami Northwestern to 5A state championships as a junior and senior, playing cornerback and safety...Recorded four career interceptions, three of which he returned for touchdowns...50 tackles as a senior...Also won a 6A state championship at Carol City High School as a freshman.

PERSONAL

Mother is Stephanie Byrd...Has one sibling...Criminal justice major.



Ronald Delancy III's Career Statistics

Year	G/S	UT	AT	TT	TFL	Sack	FF	Int	BrUp	QBH
2021	13/0	8	3	11	0	0	0	1	1	0
2022	12/4	19	4	23	0	0	1	0	3	0
Totals	25/4	27	7	34	0	0	1	1	4	0

CAREER GAME HIGHS

Tackles: 6 (vs. Ohio, 12-3-22)



Sawiaha Ellis

43

Linebacker • 6-1 • 235 • So.
Hamilton, Ohio • Fairfield HS

2022

Played in 12 games, making five tackles...Recorded a season-high four tackles vs. UMass...Made one tackle at Buffalo.

2021

Played in four games, did not make any tackles...Retained freshman eligibility.

2020

Did not see game action...Retained freshman eligibility.

HIGH SCHOOL

Three-star prospect according to 247 Sports...As Fairfield's quarterback in 2019, he completed 67.8 percent of his passes and totaled 1,228 yards and nine touchdowns through the air...Also rushed for 501 yards and nine touchdowns en route to being named First Team All-Greater Miami Conference...Earned all-conference honors as a wide receiver in 2018.

PERSONAL

Full name is Sawiaha Donte Ellis...Mother is Joellyn Bivins...Has one brother, Markavious...Communication studies major.

Sawiaha Ellis' Career Statistics										
Year	G/S	UT	AT	TT	TFL	Sack	FF	Int	BrUp	QBH
2021	4/0	0	0	0	0	0	0	0	0	0
2022	12/0	1	4	5	0	0	0	0	0	0
TOTALS	16/0	1	4	5	0	0	0	0	0	0
CAREER GAME HIGHS										
Tackles: 4 (vs. UMass, 9-10-22)										



Kiel Eldridge

96

Defensive Lineman • 6-5 • 280 • Fr. (R)
Fort Wayne, Ind. • Mae Jamison HS

2022

Sat out season as a redshirt and retained freshman eligibility.

HIGH SCHOOL

Three-star prospect according to 24/7 Sports...Named to Max-Preps' Indiana Preseason All-State team prior to the start of his senior season.

PERSONAL

Son of Karmika Eldridge...Has one brother and two sisters...Undecided on academic major.



Andrew Feiertag

59

Offensive Lineman • 6-6 • 293 • Jr.
Reading, Ohio • Reading HS

2022

Did not see game action.

JUNIOR COLLEGE

Attended Hudson Valley Community College in 2021 in New York.

HIGH SCHOOL

Attended Reading High School in Cincinnati.

PERSONAL

Parents are Don and Anita Feiertag...Majoring in media communications.



7



Dequan Finn

Quarterback • 6-2 • 205 • Jr.
Detroit, Mich. • Martin Luther King HS

CAREER

1,277 career rushing yards ranks second all-time at Toledo among QBs...18 rushing TDs ranks second.

2023

Named to Maxwell Award watch list as nation's player of the year...Named preseason second-team All-MAC by Athlon and Phil Steele.

2022

Second-team All-MAC...Ranked fourth in the MAC in passing efficiency (136.4) and fourth in total offense (240.9)...Completed 59.7 percent of his passes for 2,269 yards and 23 TDs...Boca Raton Bowl Offensive MVP...Threw for 133 yards and a TD while adding 23 rushing yards and a TD...MAC Championship Game Offensive MVP...Threw for 154 yards and a TD and rushed for 86 yards...Named MAC West Offensive Player of the Week after throwing for school record-tying six touchdowns and rushing for one score vs. Kent State...Seven touchdowns accounted for against Golden Flashes set new program record...Second on Rockets in rushing with 631 yards and team-best nine rushing TDs...631 rushing yards are school record for a QB, besting previous school season record of 564 set by Jim Kelso in 1981.... Completed 21-of-28 passes for 211 yards and two TDs vs. LIU... Also ran for team-best 64 yards and one TD...Named MAC West Division Offensive Player of the Week for his performance in 55-10 win over UMass...Threw for 177 yards and one touchdown while rushing for 74 yards and two TDs against UMass...Threw for 153 yards and two touchdowns, ran for 70 yards and a TD at Ohio State...Left San Diego State game due to injury but returned to throw for season-high 240 yards and a TD while rush-

ing for 44 yards and a touchdown...Threw for 186 yards and two touchdowns while rushing for 84 yards vs. Central Michigan... Threw for 167 yards and three TDs vs. NIU...Threw for 249 yards on career-high 47 attempts for one TD at Buffalo...Also rushed for 66 yards and two TDs vs. the Bulls...Missed Eastern Michigan game due to injury...Threw for 301 yards and three TDs vs. Ball State, including the game-winner with 1:18 left...Sat out Bowling Green game due to injury...Started vs. WMU, completing 5-of-11 passes for 35 yards...Did not play in second half vs. WMU...Named to watch lists for the Maxwell Award (player of the year), Davey O'Brien Award (top quarterback) and Unitas Golden Arm Award (top quarterback)...Competed and served as a counselor at the Manning Passing Academy in the off-season.

2021

Fourth in the MAC in passing efficiency (149.3)...Completed 144-of-250 passes for 2,071 yards, 18 TDs and just two interceptions... Has thrown two interceptions in 263 career attempts...30-of-45 for 461 yards and three TDs vs. EMU...The 461-yard total ranks tied for second on Toledo's all-time list with Bruce Gradkowski's game vs. Pittsburgh in 2003...Threw for 257 yards and four touchdowns against Akron...10-of-14 for 150 yards and one TD vs. Ohio...18-of-24 for 270 yards and three TDs vs. Bowling Green...Also rushed for two TDs vs. the Falcons...First career start came at CMU on Oct. 16...Completed 15-of-32 passes for 208 yards and rushed for 43 yards and two TDs vs. CMU...8-of-24 for 138 yards and two TDs in win over WMU...10-of-17 for 186 yards and two TDs off the bench vs. NIU...Second on team with 505 yards rushing and nine rushing TDs...Had five TD runs of at least 24 yards...106 yards rushing yards vs. Ball State was the most by a Rocket quarterback since Mitchell Guadagni rushed for 119 yards vs. Colorado State on Sept. 21, 2019...His 70-yard touchdown run vs. the Cardinals was the Rockets' longest scoring rush since Bryant Koback scored from 75 yards out at Colorado State in Sept. 21, 2019...Had 26-yard TD run in fourth quarter vs. Notre Dame that gave Toledo a 29-24 lead...Was 8-of-10 for 102 yards vs. UMass... Ran for 34-yard TD vs. UMass.

2020

Appeared in four games...0-of-1 passing...Rushed for 51 yards on 10 carries...Rushed for 33 yards against EMU, including a career-long run of 21 yards.

2019

Appeared in three games, completing six of his 12 passes for 86 yards...Rushed for 90 yards on 15 carries...Threw for 52 yards and rushed for 43 yards in a reserve role at Central Michigan... Joined team in spring of 2019 and participated in spring practice...Retained freshman eligibility.

HIGH SCHOOL

Named Mr. Football for the state of Michigan in 2018...Three-star prospect, according to Scout.com and 247 Sports...All-city and all-state performer for King High School...Led his team to a state championship in 2018, throwing for 1,960 yards and 24 touchdowns.

PERSONAL

Son of Lakia Finn...Graduated with a degree in communication studies.

Dequan Finn's Career Statistics

Passing							
Year	G/S	Att.	Comp.	Int.	Pct.	Yds.	TD
2019	3/0	12	6	0	50.0	86	0
2020	4/0	1	0	0	00.0	0	0
2021	13/7	250	144	2	57.6	2071	18
2022	12/12	315	188	12	59.7	2260	23
Totals	32/19	578	338	14	58.5	4417	41

Rushing						
Year	G/S	Att.	Yds.	Avg.	TD	LP
2019	3/0	15	90	6.0	0	16-CMU
2020	4/0	10	51	5.1	0	21-EMU
2021	13/7	111	505	4.5	9	70-Ball State
2022	12/12	130	631	4.9	9	38-CMU
Totals	32/19	266	1277	4.8	18	70-Ball State

CAREER GAME HIGHS

- Completions:** 30 (vs. Eastern Michigan, 11-2-21)
- Attempts:** 47 (at Buffalo, 10-22-22)
- Passing Yards:** 461 (vs. Eastern Michigan, 11-2-21)
- Passing Touchdowns:** 6 (vs. Kent State, 10-15-22)
- Rushing Yards:** 106 (at Ball State, 9-25-21)
- Rushing Touchdowns:** 2 (Four times, last at Buffalo, 10-22-22)



Dequan Finn - Game by Game

Dequan Finn's Passing Statistics by Game

2019						
Opponent	Att.	Comp.	Int.	Pct.	Yds.	TD
Murray State	1	0	0	00.0	0	0
at Ball State	4	2	0	50.0	34	0
at Central Michigan	7	4	0	57.0	52	0
2020						
Opponent	Att.	Comp.	Int.	Pct.	Yds.	TD
Bowling Green	0	0	0	00.0	0	0
at Eastern Michigan	1	0	0	00.0	0	0
at Northern Illinois	0	0	0	00.0	0	0
Central Michigan	0	0	0	00.0	0	0
2021						
Opponent	Att.	Comp.	Int.	Pct.	Yds.	TD
Norfolk State	5	4	0	80.0	38	0
at Notre Dame	5	2	0	40.0	8	0
Colorado State	7	3	0	42.9	16	0
at Ball State	2	2	0	100.0	28	0
at Massachusetts	10	8	0	80.0	102	1
Northern Illinois	17	10	0	58.8	183	2
at Central Michigan	32	15	0	46.9	208	0
Western Michigan	24	8	0	33.3	138	2
Eastern Michigan	45	30	1	66.7	461	3
at Bowling Green	24	18	0	75.0	270	3
at Ohio	14	10	0	71.4	150	1
Akron	26	16	0	61.5	257	4
Middle Tennessee	39	18	1	46.2	212	2
2022						
Opponent	Att.	Comp.	Int.	Pct.	Yds.	TD
LIU	28	21	1	75.0	211	2
Massachusetts	26	12	0	46.2	177	1
at Ohio State	19	10	1	52.6	153	2
at San Diego State	34	21	3	61.8	240	1
Central Michigan	23	13	0	56.5	186	2
at Northern Illinois	19	13	0	68.4	167	3
Kent State	22	16	0	72.7	263	6
at Buffalo	47	25	4	53.2	249	1
at Eastern Michigan			DNP-Injured			
Ball State	38	21	1	55.3	301	3
Bowling Green			DNP-Injured			
at Western Michigan	11	5	2	45.5	35	0
vs. Ohio (MCG)	25	16	0	64.0	154	1
vs. Liberty (BRB)	16	24	0	66.7	133	1

Dequan Finn Rushing Statistics by Game

2019					
Opponent	Att.	Yds.	Avg.	TD	LP
Murray State	2	19	9.5	0	10
at Ball State	5	28	5.6	0	9
at Central Michigan	8	43	5.4	0	16
2020					
Opponent	Att.	Yds.	Avg.	TD	LP
Bowling Green	3	14	4.6	0	6
at Eastern Michigan	4	33	8.2	0	21
at Northern Illinois	2	1	0.5	0	3
Central Michigan	1	3	3.0	0	3
2021					
Opponent	Att.	Yds.	Avg.	TD	LP
Norfolk State	9	82	9.1	1	24
at Notre Dame	2	24	12.0	1	26
Colorado State	6	0	00.0	0	15
at Ball State	12	106	8.8	1	70
at Massachusetts	4	47	11.75	1	34
Northern Illinois	6	25	4.1	0	8
at Central Michigan	25	43	1.7	2	18
Western Michigan	12	27	2.2	0	19
Eastern Michigan	11	-3	-0.2	0	19
at Bowling Green	4	30	7.5	2	13
at Ohio	3	28	9.3	0	14
Akron	5	13	2.6	0	15
Middle Tennessee	12	83	6.9	1	40
2022					
Opponent	Att.	Yds.	Avg.	TD	LP
LIU	12	64	5.3	1	14
Massachusetts	7	74	10.5	2	21
at Ohio State	7	70	10.0	1	23
at San Diego State	11	44	4.0	1	10
Central Michigan	12	84	7.0	0	38
at Northern Illinois	8	32	4.0	0	25
Kent State	14	87	6.2	1	27
at Buffalo	14	66	4.7	2	17
at Eastern Michigan			DNP-Injured		
Ball State	8	10	1.2	0	8
Bowling Green			DNP-Injured		
at Western Michigan	2	-8	-4.0	0	0
vs. Ohio (MCG)	18	86	4.8	0	17
vs. Liberty (BRB)	17	54	3.2	1	9

Dequan Finn in the Toledo Record Book

Passing Yardage - Game

1. Logan Woodside vs. BYU (2016).....505
2. Bruce Gradkowski vs. Pitt (2003).....461
- Dequan Finn vs. E. Michigan (2021)...461**
4. Logan Woodside vs. Tulsa (2017).....458
5. Bruce Gradkowski vs. BSU(2004).....455
6. Logan Woodside vs. Ohio (2016).....438
7. B. Gradkowski vs. Buffalo (2003).....435
8. Carter Bradley vs. N. Illinois (2020).....432
9. Aaron Opelt vs. Purdue (2009).....423
10. Aaron Opelt vs. Ball State (2009).....422

Touchdown Passes- Game

1. Bruce Gradkowski vs. Buff. (2003).....6
- Bruce Gradkowski vs. BSU (2004).....6
- Logan Woodside vs. Tulsa (2017).....6
- Dequan Finn vs. Kent State (2022).....6**

Rushing Yards By a Quarterback-Career

1. Ryan Huzjak (1993-96).....1,539
- 2. Dequan Finn (2019-pres.).....1,277**
3. Jim Kelso (1980-83).....1,235
4. Maurice Hall (1978-81).....1,231
5. Kevin Meger (1989-92).....1,161

Rushing Yards By a Quarterback-Season

- 1. Dequan Finn (2022).....631**
2. Jim Kelso (1981).....564
3. Maurice Hall (1979).....549
4. Ryan Huzjak (1994).....537
- 5. Dequan Finn (2021).....505**


Toledo Rushing TDs by a QB-Career

1. Jim Kelso (1980-83).....24
- 2. Dequan Finn (2019-pres).....18**
- Kevin Meger (1989-92).....18
4. Ryan Huzjak (1993-96).....14
- Bruce Gradkowski (2002-05).....14

Toledo Rushing TDs by a QB-Season

- 1. Dequan Finn (2022).....9**
- Dequan Finn (2021).....9**
- Bruce Gradkowski (2004).....9
- Jim Kelso (1981).....9
5. Ryan Huzjak (1995).....7





Zachary Ford

7

Safety • 6-3 • 200 • Sr.
Cleveland, Ohio • Cleveland Heights HS

2022

Seventh on team with 58 tackles...Set career high with 10 tackles and 2.0 TFL vs. Ball State...Seven tackles and one PBU vs. Central Michigan...Seven tackles vs. NIU...Four tackles, two PBU vs. Ohio in MAC Championship Game...Two tackles vs. Liberty in Boca Raton Bowl...Three tackles and an interception vs. LIU...Four tackles and a PBU vs. UMass...Four tackles at San Diego State...Two tackles, one TFL at Eastern Michigan.. Academic All-MAC.

2021

Played in all 13 games, starting three....Had 45 tackles....Career-high nine tackles against Ohio...Had six tackles against Colorado State... Academic All-MAC...Nominee for Academic All-America.

2020

Played in four games at free safety, starting two... 14 tackles... One sack and one fumble recovery... Academic All-MAC...Nominee for Academic All-America.

2019

Played in one game, recording two tackles at Kentucky...Missed remainder of season due to injury...Retained sophomore eligibility.

2018

Played in all 13 games, making 32 tackles...Season-high six tackles vs. Kent State...Two interceptions and three pass breakups.

2017

Sat out season as a redshirt.


HIGH SCHOOL

First-team all-conference and honorable mention all-state as a senior...53 tackles, four interceptions and six pass breakups...Also had 26 receptions for 506 yards and five TDs...49 tackles, one interception and six breakups as a junior...High school coach was Jeff Rotsky.

PERSONAL

Full name is Zachary Roy Ford...Parents are Brian Ford and Sharneisa Lockett...Has two brothers and two sisters...Graduated with a degree in marketing in the fall of 2020...Currently pursuing his MBA in leadership.

Zachary Ford's Career Statistics										
Year	G/S	UT	AT	TT	TFL	Sack	FF	Int	BrUp	QBH
2017	DNP-Redshirt									
2018	13/0	19	13	32	2.0	0	0	2	3	0
2019	1/0	0	2	2	0	0	0	0	0	0
2020	4/2	9	5	14	1.0	1.0	0	0	0	0
2021	13/3	20	25	45	0.5	0	0	0	3	0
2022	14/8	29	29	58	4.5	2.0	0	1	6	0
Totals	45/13	77	74	151	8.0	3.0	0	3	12	0
CAREER GAME HIGHS										
Tackles: 10 (Ball State, 11-8-22)										
Tackles For Loss: 2.0 (Ball State, 11-8-22)										



Carter Fouty

66

Offensive Line • 6-4 • 299 • So.
Oregon, Ohio • Toledo Central Catholic HS / Air Force

2022

Played in three games on the offensive line...Saw action vs LIU, UMass, and Northern Illinois.

2021

Transferred to Toledo in Spring of 2021...Redshirted and retained his freshman eligibility.

2020 (AT AIR FORCE ACADEMY)


Did not see game action.

HIGH SCHOOL

Played both ways his senior season....Named to the 2019 All-Blade Defensive team....Had 56 tackles, eight TFLs, five sacks, two forced fumbles and two fumble recoveries, one of which he returned for a touchdown....Had 88 percent blocking efficiencyHelped lead Central Catholic to a 13-0 season.

PERSONAL

Parents are Carey and Cynthia Fouty...Has two sisters, Olivia and Sophia...Major is bioengineering.



Jaret Frantz

20

Wide Receiver • 6-3 • 190 • So.
Elyria, Ohio • Elyria Catholic / Ball State

2022

Did not appear in any games.

2021 (AT BALL STATE)

Redshirted and retained freshman eligibility.

HIGH SCHOOL

Three-star prospect according to 24/7 sports....Totaled 86 receptions for 1,493 yards and 23 touchdowns in his career... Named first-team All-Ohio as a senior and second-team All-Ohio as a junior...Was the Great Lakes Conference offensive player of the year in 2020....Three-times named all-conference... Twice named first-team all-county and first-team all-district.

PERSONAL

Son of Bob and Jean Frantz....Has one sister, Jaiden....Dad played football at Heidelberg University....Also played basketball....Film major.



Andre Fuller

20

Cornerback • 6-2 • 200 • Jr.
Loxahatchee, Fla. • Seminole Ridge HS/Ark. Pine Bluff

2022

Played in all 14 games, starting in two...Totaled 18 tackles, three pass breakups, one TFL, and one sack...Made a season-high four tackles at Ohio State.

2020-21 AT ARKANSAS PINE BLUFF

Played in 11 games in 2021, collecting 29 tackles, 14 pass break-ups, and three interceptions for the Golden Lions...Named SWAC Defensive Player of the Week after his performance against Grambling State when he returned an interception 95 yards for a touchdown and registered eight pass breakups.

HIGH SCHOOL

Selected to play in the FACA All Star Game.

PERSONAL

Son of Fran Edmond and Jackson Louis...Has one sister, Andrea, and three brothers, Amariion, Andres and Jayden...Major is business.



Chris Gales

28

Safety • 6-0 • 218 • So.
Cleveland, Ohio • Benedictine HS

2022

Played in one game vs. UMass, making one tackle.

2021

Played in two games on special teams with one tackle vs. Norfolk State...Redshirted and retained freshman eligibility.

HIGH SCHOOL

Second-team All Ohio as a defensive back his senior season... Also played wide receiver for the Bengals...Also played basketball and ran track...Set a school record in the 4x200 relay as a senior...Teammate of fellow Rocket Derrell Bedingfield Jr...High school coach was Jarrit Goode.

PERSONAL

Parents are Crystal Prince and Maurice Gales...Has two brothers, Cassius Austin and Charles Eberhardt, and one sister, Brandy Holly...Major is marketing.



Stephen Gales

65

Offensive Lineman • 6-6 • 298 • Fr. (R)
Alliance, Ohio • Alliance HS

2022

Sat out season as a redshirt and retained freshman eligibility.

HIGH SCHOOL

Three-star prospect, according to 247 Sports...Took over at right tackle during 2020 season, earning starting spot on offensive line...Earned all-district honors as a senior in 2021.

PERSONAL

Son of Natascha Paaloalo...Has two sisters and one brother... Undecided on academic major.

Andre Fuller's Career Statistics

Year	G/S	UT	AT	TT	TFL	Sack	FF	Int	BrUp	QBH
2020*	5/0	7	2	9	0	0	0	0	3	0
2021*	11/11	22	7	29	3.0	1.0	0	3	14	0
2022	14/2	10	8	18	1.0	1.0	0	0	3	0
Totals	30/13	39	17	56	4.0	2.0	0	3	20	0

CAREER GAME HIGHS

Tackles: 7 (at Alabama State, 10-9-21)*

*2020-21 stats at Arkansas Pine Bluff



Dallas Gant

19

Linebacker • 6-3 • 230 • Sr.
Toledo, Ohio • St. John's Jesuit HS / Ohio State

2022

First-team All-MAC...Led team with 116 tackles...Ranked 10th in MAC and 57th in nation with 8.3 tackles/game...Team leader in tackles five times...Led team with 10 tackles vs. Ohio in MAC Championship Game...Team-high 11 tackles, 0.5 TFL, one forced fumble and a pass breakup in Rocket debut vs. LIU...Tied for team lead with nine tackles vs. UMass...Five tackles at Ohio State...Four tackles, one TFL at San Diego State...13 tackles, two PBUs vs. Central Michigan...Team-high 15 tackles vs. NIU...Seven tackles, 0.5 TFL vs. Kent State...Eight tackles at Buffalo...Seven tackles at EMU...10 tackles vs. Ball State...Seven tackles and a forced fumble vs. BGSU...Three tackles vs. Liberty in Boca Raton Bowl.



2018-21 AT OHIO STATE

Played in 36 games for the Buckeyes from 2018-21...54 career tackles and 3.5 TFLs...21 tackles and 3.0 TFL in 2019...17 tackles in abbreviated 2020 season...Two-time OSU Scholar-Athlete and Academic All-Big Ten.

HIGH SCHOOL

Rated a four-star prospect by 24/7 Sports...U.S. Army All-American and Prepstart All-American...2017 Toledo Blade Player of the Year and first-team All-Ohio...Totaled 96 tackles, seven TFLs and one interception his senior season...Also played tight end, catching 27 passes for 456 yards and a touchdown...Three-year starter for the basketball team...High school coaches were Doug Pearson (football) and Ed Heintschel (basketball).

PERSONAL

Son of Rhonda Jemson and Jim Gant...Father played football at Toledo from 1990-93 and mother was a Rocket cheerleader...Has a younger brother, Dawson...Earned his bachelor's degree in finance from Ohio State...Currently working on his MBA in administration.

Dallas Gant's Career Statistics										
Year	G/S	UT	AT	TT	TFL	Sack	FF	Int	BrUp	QBH
2018*	11/0	2	4	6	0	0	0	0	0	0
2019*	14/0	9	12	21	3.0	1.5	1	0	0	0
2020*	8/0	10	7	17	0.5	0	1	0	1	0
2021*	3/0	4	6	10	0	0	0	0	0	0
2022	14/14	50	66	116	5.5	0	2	0	5	2
Totals	50/14	75	95	170	9.0	1.5	4	0	6	2
CAREER GAME HIGHS										
Tackles: 15 (vs. Northern Illinois, 10-8-22)										
*2018-21 stats at Ohio State										



Eric Holley III

87

Wide Receiver • 6-2 • 198 • Fr. (R)
Akron, Ohio • Akron East HS

2022

Sat out season as a redshirt and retained freshman eligibility.

HIGH SCHOOL

Earned first-team all-state, all-district, and all-city honors after a terrific senior season as a senior...Grabbed 45 catches for 815 yards and 15 touchdowns, helping East High School post a perfect 5-0 record in league play...Played primarily at quarterback in 2020, throwing for 798 yards and five touchdowns in seven games while rushing for 512 yards and four TDs on the ground...High school coach was Marques Hayes.

PERSONAL

Son of Eric Holley Jr. and Janay Smith...Has seven siblings: Dearion, Erieonna, Elijah, Zanaya, Audrea, Emani and Erin...Majoring in communication studies.



Tucker Gleason

4

Quarterback • 6-3 • 230 • So.
Tampa, Fla. • Plant HS / Georgia Tech

2022

Moved into starting role vs. EMU and BGSU in place of injured Dequan Finn...Named MAC West Offensive Player of the Week after completing 15-of-27 passes for 238 yards and three TDs at EMU... Connected on 22-of-40 passes for 329 yards vs. BGSU...Also ran for 106 yards and two TDs vs. the Falcons...Entered game in second quarter at WMU, completing 13-of-38 passes for 200 yards and one TD...Also rushed for 26 yards and one score...Academic All-MAC.

2021

Played in three games...Completed five passes in nine attempts for 69 yards...3-of-6 for 34 yards vs. Akron.

2020 (AT GEORGIA TECH)

Played in two games but did not throw any passes...Maintained freshman eligibility.

HIGH SCHOOL

Rated as a three-star prospect by Rivals, 247Sports and ESPN... Tabbed as the No. 26 pro-style quarterback in the nation by ESPN...Threw for more than 3,000 yards and 33 touchdowns in two seasons at Plant High School in Tampa, Fla. for current Rocket assistant coach Robert Weiner...Threw for 2,001 yards and 27 touchdowns as a junior in 2018...Is also the second-leading rusher by a quarterback in Plant history despite playing only two seasons at the school (transferred to Plant prior to junior season after playing first two seasons at East Lake



High School)...Named second-team all-state, first-team all-county and to MaxPreps' underclass all-America team following prolific junior campaign in 2018...Inducted into Plant's Hall of Fame in 2020...Received invitation to play in prestigious Blue-Gray All-American Bowl...Honor roll student.

PERSONAL

Father, Jim, played linebacker and kicker at MIT (1990-92)... Brother, Jared, played offensive line at Stetson (2014)...Brother, Thad, played long snapper at Colorado (2017)...Major is exercise science.



Tucker Gleason's Career Statistics

Passing							
Year	G/S	Att.	Comp.	Int.	Pct.	Yds.	TD
2021	3/0	9	5	0	55.6	69	0
2022	9/2	122	58	3	47.5	884	8
Totals	12/2	131	63	3	48.1	953	8

Rushing						
Year	G/S	Att.	Yds.	Avg.	TD	LP
2021	3/0	1	4	4.0	0	4-UMass
2022	9/2	42	185	4.4	3	27-BGSU
Totals	12/2	43	189	4.4	3	27-BGSU

CAREER GAME HIGHS

- Completions:** 22 (vs. Bowling Green, 11-15-22)
- Attempts:** 40 (vs. Bowling Green, 11-15-22)
- Passing Yards:** 329 (vs. Bowling Green, 11-15-22)
- Passing Touchdowns:** 3 (vs. Bowling Green, 11-15-22)
- Rushing Yards:** 106 (vs. Bowling Green, 11-15-22)
- Rushing Touchdowns:** 2 (vs. Bowling Green, 11-15-22)



THE PLAYERS



Deshawn Holt

35

Outside Linebacker • 6-5 • 242 • jr.
Waldorf, Md. • Westlake HS / Maryland

2022

Played in 12 games, tallying 15 tackles, three tackles for loss, and one quarterback hurry...Three tackles and 0.5 TFL vs. Central Michigan...Made three tackles and added one TFL vs. Kent State and at Eastern Michigan.

2019-21 AT MARYLAND

Appeared in eight games in 2021 at linebacker, missing the final five of the regular season due to injury....Totaled 15 tackles and 3.0 tackles for loss....Played in five games with two starts in 2020, totaling eight tackles....Played in two games as a freshman in 2019.

HIGH SCHOOL

Rated a three-star recruit (247Sports, ESPN)...Also competed in track and field at Westlake High School...Ran a 4.74-second 40-yard dash at 6-foot-5, 220-pounds.

PERSONAL

Son of Charis Johnson....Has three brothers and one sister....Major is criminal justice.

Deshawn Holt's Career Statistics

Year	G/S	UT	AT	TT	TFL	Sack	FF	Int	BrUp	QBH
2019*	2/0	2	0	2	0	0	0	0	0	0
2020*	5/2	5	3	8	1.0	0	0	0	1	1
2021*	8/1	13	2	15	3.0	0	0	0	0	3
2022	12/0	2	13	15	3.0	2.0	0	0	0	1
Totals	27/3	22	18	40	7.0	2.0	0	0	1	5

CAREER GAME HIGHS

Tackles: 4 (Twice, last at Illinois, 9-17-21)*

*2019-21 stats at Maryland



Maxen Hook

25

Safety • 6-0 • 205 • Jr.
New Palestine, Ind. • New Palestine HS

2023

Named to Bronko Nagurski trophy watch list...Named First-Team All-MAC Defense by Athlon and Phil Steele

2022

First-team All-MAC...Third on team with 81 tackles...Also had two interceptions and four breakups...Had game-clinching interceptions vs. EMU and Ball State...Seven tackles, two breakups and interception with 1:12 left in win vs. Ball State...Named MAC West Defensive Player of the Week after tying career-high with 13 tackles, grabbing game-clinching interception with 29 seconds left at EMU...Seven tackles vs. UMass...Nine tackles at Ohio State...Led UT with 10 tackles, two TFL, and one sack at San Diego State...Came out of CMU game due to injury on game's opening kickoff...Returned to action at Buffalo after missing previous two games, tallied Season-high 12 tackles...Six tackles vs. BGSU...Seven tackles vs. Ohio in MAC Championship Game...Eight tackles in Boca Raton Bowl vs. Liberty...Academic All-MAC.

2021

Third-Team All-MAC...Given the Cohen Award as the team's Freshman of the Year...Second on team and 12th in MAC with 95 tackles....3.5 TFL and three pass breakups...Played in 13 games at safety and starter in last 11 games...10 tackles and a breakup vs. Ohio...12 tackles vs. EMU...10 tackles and a fumble recovery vs. WMU...Career-high 13 tackles vs. Northern Illinois...Team-high 11 tackles and a sack vs. CMU...Returned a blocked punt 35 yards for a TD vs. Norfolk State...Also blocked a punt vs. NSU...Tied for second on the team with 7 tackles in the Bahamas Bowl against Middle Tennessee State....On watch list for the Shaun Alexander Freshman of the Year Award...Academic All-MAC with perfect 4.0 GPA...Nominee for Academic All-America.

2020

Played in all six games, making four tackles... Season-high three tackles against BGSU... Joined team in the spring of 2020.

HIGH SCHOOL


Three-star prospect according to 247 Sports...Three-time all-state honoree at New Palestine High School...Indiana's Defensive Back Mr. Football in 2019...Helped lead New Palestine to a Class 5A state title as a senior, totaling 90 tackles to go with four fumble recoveries and two interceptions...Also caught 23 passes for 447 yards and seven touchdowns in 2019.

Maxen Hook's Career Statistics

Year	G/S	UT	AT	TT	TFL	Sack	FF	Int	BrUp	QBH
2020	6/0	1	3	4	0	0	0	0	0	0
2021	13/11	38	57	95	3.5	1.0	0	0	3	0
2022	12/11	32	39	81	3.0	1.0	0	2	4	2
Totals	31/22	81	99	180	6.5	2.0	0	2	7	2

CAREER GAME HIGHS

Tackles: 13 (Twice, last at Eastern Michigan, 10-29-22)



Connor Jones

34

Linebacker • 6-2 • 245 • So.
Hilliard, Ohio • Darby HS

2022

Appeared in one game vs. UMass but did not make any tackles.

2021

Appeared in two games, tallying two tackles....Retained freshman eligibility.

HIGH SCHOOL

Three-star prospect according to 247 Sports... Four-year letterwinner at Darby High School... Earned multiple first-team all-conference awards and an OCC Defensive Player of the Year accolade... Junior year tallied 95 tackles and five interceptions, four of which returned for touchdowns... Senior season registered 87 tackles in eight games... Also played baseball and basketball... High school coach was John Santagata.

PERSONAL

Full name is Connor Scott Jones... Parents are Leslie Imsandee-Jones and Scott Jones...Has one sister, Emersyn...Major is business.



Brian Keane

64

Offensive Lineman • 6-5 • 283 • Fr. (R)
Cleveland, Ohio • Saint Ignatius HS

2022

Sat out season as a redshirt and retained freshman eligibility.

HIGH SCHOOL

Was a two-year starter at Saint Ignatius HS....Head football coach was Chuck Kyle....Named third-team All-Ohio his senior season.

PERSONAL

Son of Marty and Heather Keane....Has three siblings: Owen, Pat, and Cate....Brother Owen, plays college football at Butler....Majoring in mechanical engineering.



Micah Kelly

3

Running Back • 5-9 • 203 • Jr.
Gautier, Miss. • Ocean Springs HS

2022

Appeared in 13 games, starting five...Fourth on team with 398 yards rushing...64 rushing yards, TD vs. Central Michigan...Career-high 85 yards on 17 carries vs. Ball State...68 yards on 10 carries against Kent State...20 rushing yards, four catches for 21 yards and a TD vs. BGSU...53 rushing yards vs. Ohio in MAC Championship Game.

2021

Third on team with 314 rushing yards and three rushing TDs...Averaged 5.3 yards per carry...80 rushing yards on 10 carries at Bowling Green...Rushed for a TD in back-to-back games against Western Michigan and Eastern Michigan...39 rushing yards and a TD at UMass.

2020

Second on team with 208 rushing yards...Career-high 72 yards at NIU including a 25-yard TD...69 yards and one TD at WMU.

2019

Played in two games, rushing for 70 yards and one touchdown on six carries...63 rushing yards, including a 42-yard TD against Murray State...Retained freshman eligibility.



HIGH SCHOOL

Rushed for 1,560 yards and 16 touchdowns, eclipsing 100 yards 10 times...Caught 10 passes for 150 yards and two TDs out of the backfield...Earned first-team all-state and all-region honors... Three-star prospect, according to Scout.com and 247 Sports.

PERSONAL

Full name is Micah Jeremy Kelly...Son of Jesse Kelly and Shelia Dailey...Has one brother, John...Major is management.

Micah Kelly's Career Statistics						
Year	G/S	Att.	Yds.	Avg.	TD	LP
2019	2/0	6	70	11.7	1	42-Murray State
2020	6/0	44	208	4.7	2	28-WMU
2021	13/0	59	314	5.3	3	22-WMU
2022	13/5	120	398	3.3	1	24-Kent State
Totals	34/5	229	990	4.3	7	42-Murray State
CAREER GAME HIGHS						
Rushing Yards: 85 (Ball State, 11-8-22)						
Longest Run: 42 (Murray State, 9-14-19)						



THE PLAYERS



Lenny Kühl

40

Tight End • 6-5 • 250 • So.
Munich, Germany • Casady HS

2022

Appeared in all 14 games...Caught seven passes for 43 yards and three touchdowns...Caught two passes for 16 yards and one TD vs. Liberty in the Boca Raton Bowl...Also had TD catches at Northern Illinois and Eastern Michigan.

2021

Appeared in two games but did not have any receptions... Maintained freshman eligibility.

HIGH SCHOOL

Originally from Munich, Germany, moved to the U.S. to play football at Casady High School in Oklahoma City, Okla... named a team captain... Earned All-Conference honors as a junior on both sides of the ball, leading the league in receptions and tackles for loss as a defensive end... Played on numerous club teams in Germany as a wide receiver, leading the league in touchdown receptions for the Fursty Razorbacks... Also participated in basketball and track in high school... High school coach was Chris Adamson.



PERSONAL

Full name is Lennard Tobenna Kühl... Mother is Stephanie Kühl... Has one brother, Theo...Major is business.

Lenny Kühl's Career Statistics						
Year	G/S	Rec.	Yds.	Avg.	TD	LP
2021	2/0	0	0	0	0	NA
2022	14/0	7	43	6.1	3	12-Liberty
Totals	16/0	7	43	6.1	3	12-Liberty

CAREER GAME HIGHS
Receptions: 2 (vs. Liberty, 12-3-22)
Receiving Yards: 16 (vs. Liberty, 12-3-22)



Tyler Long

60

Offensive Lineman • 6-4 • 290 • Jr.
Toledo, Ohio • Springfield HS

2022

Missed season due to injury and retained junior eligibility... Named pre-season First-Team All-MAC by Phil Steele, Second-Team All-MAC by Athlon...Moved to center after playing guard for the previous four seasons.

2021

Played in all 13 games, starting 12 at right guard...Part of an offense that ranked first in the MAC in scoring (33.4) and fourth in total offense (435.8)...Academic All-MAC...Nominee for Academic All-America.

2020

Played in all six games, starting five at right guard...Part of an offense that ranked third in the MAC in total offense (494.0) and first in passing offense (325.8)...Academic All-MAC...Nominee for Academic All-America.

2019

Played in three games on the offensive line, starting two at right guard.

2018

Redshirted and retained freshman eligibility.

HIGH SCHOOL

Helped Springfield to a 10-1 record and a Northern Lakes League (NLL) championship in 2016...Named first-team All-NLL and second-team Division II all-district for his part in the Blue Devils' success...First-team Division II all-state selection in 2017 by the Ohio Prep Sportswriters Association.

PERSONAL

Full name is Tyler Scott Long...Parents are Craig and Bobbilyn Long...Graduated with a degree in construction engineering technology...Working on a second degree in communication studies.





Devin Maddox

8

Wide Receiver • 5-9 • 176 • Sr.
Cleveland, Ohio • Lakewood St. Edward's HS

2022

Second on team with 548 receiving yards...39 receptions ranked third on team...11-yard TD reception vs. UMass...Season-high six receptions for 43 yards at San Diego State...Four catches for 46 yards at NIU...Five catches for 51 yards and a TD vs. Kent State... Four catches for 34 yards at Buffalo...Caught three passes for season-high 80 yards at Eastern Michigan...Three catches vs. Ball State including a season-long 48-yarder...Three catches for 77 yards vs. BGSU...Four receptions, including a season-long 57-yarder vs. WMU...Two receptions for 17 yards in MAC Championship Game vs. Ohio...12-yard reception in Boca Raton Bowl vs. Liberty...Named to preseason watch list for Paul Hornung Award (most versatile).

2021

Second-Team All-MAC as a punt returner...Fourth in the MAC in punt return average (7.6) with a long return of 32 yards vs. WMU...Led team with 41 receptions and 567 receiving yards... Also had four TD receptions...Caught at least one pass in 12 of 13 games...Set career marks in receptions (9) and receiving yards (135) vs. Notre Dame...Caught two passes vs. Norfolk State, including career-long 84-yard TD reception...69-yard TD catch vs. Ball State...Two catches, 43 yards, and a TD against Akron...Nominee for the Burlsworth Trophy for the best player in the nation who began his career as a walk-on.

2020

14 receptions...Tied for second on the team with three TD catches.

2019

Played 12 games as a backup wide receiver and kick returner... Caught 14 passes for 130 yards and three touchdowns...Averaged 8.7 yards on 14 punt returns...Averaged 17.8 yards on six kickoff returns...Joined team in spring of 2019.

HIGH SCHOOL

Played on two-time high school state champion Cleveland St. Edward's High School.

PERSONAL

Full name is Devin Del'von Maddox...Son of Sasha Pierce...Has one sibling, CJ...Graduated with a degree in interdisciplinary studies... Working on a second degree in communications studies.

Devin Maddox's Career Statistics

Year	G/S	Rec.	Yds.	Avg.	TD	LP
2019	12/0	14	130	9.3	3	24-Kent State
2020	6/3	14	174	12.4	3	40-Ball State
2021	13/12	41	567	13.8	4	84-Norfolk St.
2022	13/11	39	548	14.1	3	57-WMU
Totals	44/26	108	1419	13.1	13	84-Norfolk St.

CAREER GAME HIGHS

Receptions: 9 (at Notre Dame, 9-11-21)
Receiving Yards: 135 (at Notre Dame, 9-11-21)
Long Reception: 84 (vs. Norfolk State, 9-4-21)



Kendall Major

55

Offensive Lineman • 6-3 • 302 • Sr.
Beaumont, Texas • West Brook HS/Kilgore (Texas) JC

2022

Played and started in 12 games on the offensive line...Part of an offense that ranked second in the MAC in scoring (31.3) and third in rushing offense (177.6) and passing efficiency (133.0).

2021

Appeared in one game.

2020

Appeared in one game.

2019

Joined team in the fall of 2019 as a transfer from Kilgore (Texas) JC...Sat out the season as a redshirt.

CAREER AT KILGORE JC

Helped team win a conference championship in 2018.

HIGH SCHOOL

First-team all-conference honoree.

PERSONAL

Full name is Jason Kendall Major...Mother is MaryAnn Major... Graduated with a degree in adolescent and young adult education major.





Chris McDonald Jr. 13

Cornerback • 5-10 • 192 • Sr.
Miami, Fla. • Southridge HS

2022

Played and started in 12 games, tallying 40 tackles, seven pass breakups, 1.5 TFL, and one interception...Career-high seven tackles at Ohio State....Recorded four tackles and an interception at San Diego State...Tallied five tackles and 0.5 TFL vs. Bowling Green... Three pass breakups in Boca Raton Bowl vs. Liberty.

2021

Played in all 13 games, starting four....Posted 17 tackles and a team-high two interceptions...Registered 27-yard pick six at Notre Dame.



2020

Played in all six games, starting one...Tallied 14 tackles and four pass breakups...Tied career high with six tackles vs. Ball State.

2019

Started at cornerback in 11 games as a true freshman, including his very first game vs. Kentucky on Aug. 31...Tied for third in MAC with 10 pass breakups...Two tackles, two PBUs against Northern Illinois... Season-best six tackles vs. BYU.

HIGH SCHOOL

Three-star prospect, according to Scout.com and 247 Sports... He helped Miami Southridge to a 9-3 record in 2018, a regional semi-final appearance in the FHSAA playoffs and a state championship in 2016...Selected as a defensive back for the South team in the 2018 Miami-Dade All-Star Game...High school teammate of former Rocket teammate Joe Smith.

PERSONAL

Full name is Christopher Andrew McDonald Jr...Son of Kiona Myles...Graduated with a degree in criminal justice.

Chris McDonald Jr.'s Career Statistics

Year	G/S	UT	AT	TT	TFL	Sack	FF	Int	BrUp	QBH
2019	12/11	25	11	36	1.0	0.0	0	0	10	0
2020	6/1	9	5	14	0.5	0.0	1	0	4	0
2021	13/4	13	4	17	0.0	0.0	0	2	3	0
2022	12/12	25	15	40	1.5	0.0	0	1	7	0
Totals	43/28	72	35	107	3.0	0.0	1	3	24	0

CAREER GAME HIGHS

Tackles: 7 (at Ohio State, 9-17-22)

Pass Breakups: 3 (Twice, last vs. Liberty, 12-3-22)



Bryce McMahon 28

Wide Receiver • 5-11 • 215 • Jr.
Centerville, Ohio • Centerville HS

2022

Did not appear in any games...Joined team as a walk-on.

HIGH SCHOOL

All-conference special mention at running back as a senior in 2019...Rushed for 905 yards and added 222 yards receiving... Team captain...Also played basketball and ran track...Football coach was Brent Ullery.

PERSONAL

Son of Stacey McMahon and Antoine Tweedie....Has one brother and three sisters....Major is business.



Emmanuel McNeil-Warren 22

Safety • 6-2 • 195 • So.
St. Petersburg, Fla. • Lakewood HS

2022

Appeared in 13 games with one start...Played mostly on special teams...Recorded seven tackles and a forced fumble...Two tackles vs. LIU and Central Michigan...Tallied one forced fumble and one tackle vs. UMass.

HIGH SCHOOL

Three-star prospect according to 24/7 Sports....Registered 55 tackles and three interceptions as a senior....Tallied 21 tackles and two picks as a junior in 2020.

PERSONAL

Son of Tarus Horne....Has four brothers and four sisters....Major is communications studies.

Emmanuel McNeil-Warren's Career Statistics

Year	G/S	UT	AT	TT	TFL	Sack	FF	Int	BrUp	QBH
2022	13/1	3	4	7	0.0	0.0	1	0	0	0
Totals	13/1	3	4	7	0.0	0.0	1	0	0	0

CAREER GAME HIGHS

Tackles: 2 (Twice, last vs. Central Michigan, 10-1-22)



Quinyon Mitchell

27

Cornerback • 6-0 • 196 • Jr.
Williston, Fla. • Williston HS

2023

Named preseason All-America by Phil Steele and Athlon.

2022

First-team All-MAC...Named second-team All-America by Walter Camp, Phil Steele, and Pro Football Focus and third-team All-America by the Associated Press...Led country in passes defended (25)...Second in the MAC in interceptions (5) and first with 20 breakups...20 breakups is the all-time Toledo record, breaking a mark of 16 set by current San Francisco 49er Samuel Womack in 2021...Named Walter Camp and Bronko Nagurski National Player of the Week, and MAC West Defensive Player of the Week after collecting four interceptions and two pick sixes at NIU...ESPN College Football Final awarded him a helmet sticker and ESPN Sports Center honored him as the Defensive Player of the Day...Tied school record with four INTs and became only FBS player since 2000 with four interceptions and two pick sixes in the same game...Broke up two passes vs. LIU...Three tackles and 0.5 TFL vs. UMass...Six tackles, one TFL, one PBU at San Diego State...Career-high seven tackles, one TFL vs. Kent State...Six tackles, career-high four PBU at Buffalo...Three breakups vs. Ball State...Five tackles and two breakups vs. BGSU...Interception and two breakups at WMU... Three tackles and three PBU in MAC Championship Game vs. Ohio... Two tackles vs. Liberty in Boca Raton Bowl.



2021

Started all 13 games at cornerback...Tied for second on the team with eight pass breakups...Five tackles, one sack, one forced fumble, one fumble recovery, one QB hurry, and two pass break-

ups at Notre Dame...Five tackles, two PBUs at Ohio...Five tackles against Northern Illinois.

2020

Played in all six games... Tallied seven tackles, including three stops in season opener vs. BGSU... Joined team in the fall of 2020.

HIGH SCHOOL

Three-star prospect according to 247 Sports...Three-time letterwinner at Williston High School...Finished career with 86 tackles, eight interceptions, and 19 pass deflections...Also ran for 983 yards and 11 touchdowns as a senior in 2019, averaging 9.5 yards per carry.

PERSONAL

Full name is Quinyon Keaaron Mitchell...Mother is Mashona Solomon...Communication studies major.



Kyle Moore

79

Offensive Lineman • 6-5 • 265 • So.
Youngstown, Ohio • Fitch HS / Ohio State

2022

Did not appear in any games...Transferred to Toledo in the spring of 2022.

2021 AT OHIO STATE

Sat out the season and retained freshman eligibility.

HIGH SCHOOL

Two-year starter across the offensive line...Also played on the defensive line.

PERSONAL

Son of Tarus Horne...Has four brothers and four sisters...Business major.

Quinyon Mitchell's Career Statistics

Year	G/S	UT	AT	TT	TFL	Sack	FF	Int	BrUp	QBH
2020	6/0	6	1	7	0	0	0	0	0	0
2021	13/13	28	6	34	2.0	1.0	1	0	8	1
2022	14/14	27	14	41	3.5	0	0	5	20	0
Totals	33/27	61	21	82	5.5	1.0	1	5	28	1

CAREER GAME HIGHS

Tackles: 7 (vs. Kent State, 10-15-22)

Interceptions: 4 (at Northern Illinois, 10-8-22)

Pass Breakups: 4 (Buffalo, 10-22-22)



Jerjuan Newton

1

Wide Receiver • 5-11 • 192 • Jr.
St. Petersburg, Fla. • Clearwater Central Catholic HS

2022

Second-team All-MAC...Led team with 53 receptions...Tied for third in MAC and tied for 19th in country with nine touchdown receptions...Fifth in MAC in yards per reception (15.7)...Four receptions for 54 yards vs. LIU, including a 40-yard TD catch... Four receptions and 106 yards receiving vs. UMass...Caught two passes for 42 yards and a TD at Ohio State...Three receptions for 49 yards vs. Central Michigan...Caught five passes for 89 yards and two TDs at NIU...Five catches for career-best 125 yards and two TDs vs. Kent State...Six receptions for 54 yards at Buffalo... Caught a 35-yard touchdown at EMU...Career-high seven receptions for 94 yards vs. Ball State...Four catches for 54 yards and one TD vs. BGSU...Six catches for 77 yards vs. Ohio in MAC Championship Game...Five catches for 42 yards vs. Liberty in Boca Raton Bowl.

2021

Played in 11 games, starting eight...Had 13 receptions for 144 yards and one touchdown...Four receptions for 48 yards and one touchdown vs. EMU.

2020

Played in all six games... 15 receptions for 203 yards and two touchdowns...68 yards receiving vs. CMU.

2019

Appeared in four games, catching one pass for 21 yards at Ball State...Maintained freshman eligibility.



HIGH SCHOOL

Had 92 catches for 1,394 yards and 13 receiving touchdowns combined between his junior and senior seasons...516 rushing yards and 10 TDs his junior and senior season...Team reached the 2018 FHSAA Class 3A state semifinals as a senior...Three-star prospect, according to Scout.com and 247 Sports.

PERSONAL

Full name is Jerjuan Trevonte Newton...Son of Jervon Newton and Jovita Rich...Has four brothers who all play or played football: twins Jervon, Jr. and Jerquan (Mars Hill graduates), Jer'Zhan (Illinois) and JerShaun (Clearwater Central Catholic HS)...Enjoys working on cars...Major is mechanical engineering technology.



Damon Ollison II

37

Linebacker • 6-0 • 222 • So.
Akron, Ohio • Archbishop Hoban HS

2022

Did not appear in any games.

2021

Appeared in one game, tallying one tackle vs. Akron....Maintained freshman eligibility.

HIGH SCHOOL

Three-star prospect according to 247 Sports... Two-time First Team All-State linebacker...Helped his team win state titles in 2017, 2018 and 2020, as well as a regional final appearance in 2019...Racked up 88 tackles, seven sacks, four forced fumbles and two interceptions as a senior...Team captain as a senior and Summit County runner-up for Defensive Player of the Year... Registered 86 tackles, two interceptions, and forced five fumbles as a junior in 2019...All District honorable mention as a sophomore.

PERSONAL

Full name is Damon Anthony Ollison II... Parents are Damon Ollison and Denice Quilon... Has six sisters...Business major.

Jerjuan Newton's Career Statistics

Year	G/S	Rec.	Yds.	Avg.	TD	LP
2019	4/0	1	21	21.0	0	21-Ball State
2020	6/0	15	203	13.5	2	28-CMU
2021	11/8	13	144	11.1	1	39-CSU
2022	14/14	53	830	15.7	9	43-NIU
Totals	35/22	82	1198	14.6	12	43-NIU

CAREER GAME HIGHS

Receptions: 7 (Ball State, 11-8-22)
Receiving Yards: 125 (vs. Kent State, 10-15-22)
Long Reception: 43 (at Northern Illinois, 10-8-22)



Luke Pawlak

29

Placekicker • 5-10 • 175 • Jr.
 Sylvania, Ohio • Northview HS / Montana State

2022

Appeared in two games...Starting placekicker at Eastern Michigan...Made 44 and 27-yard field goal attempts, 3-for-3 on extra points.

2021 AT MONTANA STATE

Missed the season due to injury.

2019 AT KENT STATE

Redshirted and did not see game action.

HIGH SCHOOL

Earned third-team all-state, first-team all-district and first-team all-conference honors at punter as a senior...Second-team all-conference at placekicker as a senior...Third-team all-conference at placekicker and punter as a junior...Represented the Toledo Chapter of the National Football Foundation as a scholar athlete...Also played basketball and baseball...High school coach was Doug Downing.

PERSONAL

Son of Barbara and Tony Pawlak....Dad played baseball at Toledo...Has a sister, Abbey, who played volleyball at Akron...Major is business.



Jeremiah Peters

46

Outside Linebacker • 6-4 • 220 • So.
 Miami, Fla. • Booker T. Washington HS

2022

Appeared in three games, making one tackle.

2021

Appeared in one game, did not record any tackles....Maintained freshman eligibility.

HIGH SCHOOL

Three-star recruit at outside linebacker, according to 247 Sports... Named first-team All-Dade County and first-team All-State as a senior.

PERSONAL

Full name is Jeremiah Isaiah Peters...Mother is Patrikia Robinson...Has one brother and three sisters...Exploratory studies major.

Luke Pawlak's Career Statistics

Year	G	FG-FGA	Pct.	18-19	20-29	30-39	40-49	50+	Lg	BI	XP
2022	2	2-2	1.000	0-0	1-1	0-0	1-1	0-0	44	0	3-3
Totals	2	2-2	1.000	0-0	1-1	0-0	1-1	0-0	44	0	3-3

CAREER GAME HIGHS

Long Field Goal: 44 (at Eastern Michigan, 10-29-22)

Field Goals in Game: 2 (vs Eastern Michigan, 10-29-22)



THE PLAYERS



Martez Poynter

59

Defensive Tackle • 6-4 • 290 • So.
St. Louis, Mo. • Trinity Catholic HS

2022

Played in nine games, recording five tackles and 0.5 TFL.

2021

Played in two games, tallying one tackle vs. Norfolk State...Red-shirted and maintained freshman eligibility.

2020

Did not see game action.

HIGH SCHOOL

Three-star prospect according to 247 Sports...Second-team all-state honoree in 2019...Helped Trinity Catholic High School to the MSHSAA Class 3 state semifinals as a senior...Three-year letterwinner, tallying 118 tackles in his career and 11 sacks, nine of which came during his senior campaign.

PERSONAL

Full name is Martez Sanchez Poynter...Parents are Mario and Latuana McCaine...Business major.



Martez Poynter's Career Statistics

Year	G/S	UT	AT	TT	TFL	Sack	FF	Int	BrUp	QBH
2021	2/0	0	1	1	0.0	0.0	0	0	0	0
2022	9/0	1	4	5	0.0	0.0	0	0	0	0
TOTALS	11/0	1	5	6	0.0	0.0	0	0	0	0

CAREER GAME HIGHS

Tackles: 1 (Five times, last vs. Ohio, 12-3-22)



D'Andre Ragin

44

Outside Linebacker • 6-2 • 250 • Jr.
Opa Locka, Fla. • St. Thomas Aquinas HS

2022

Played in 12 games, recording 15 tackles and 2.0 TFL...Tied career-high with four tackles and 2.0 TFL at Buffalo... Had three tackles and one fumble recovery vs UMass.

2021

Played in 12 games, starting one...Recorded 12 tackles, 3.5 TFL and two sacks... Career-high four tackles against Middle Tennessee State in the Bahamas Bowl... Had two tackles and 1.5 sacks against Ohio...Academic All-MAC...Nominee for Academic All-America.

2020

Played in five games, making four tackles... Started vs. CMU, tallying two tackles.

2019

Sat out season as a redshirt.

HIGH SCHOOL

First-team All-Miami Dade as a senior in 2017...Second-team all state...Tallied 39 tackles, two sacks as a senior...75 tackles, eight sacks as a junior...Three-star prospect according to Scout.com and 247 Sports...Three-time captain...Helped lead his team to a 12-3 record in 2017 and appearance in state playoff semifinals...Also played basketball and ran track...High school football coach was Roger Harriot.

PERSONAL

Full name is D'Andre Ragin...Son of Andre and Roe Ragin...Has one sister, Diamond Ragin...Earned his degree in criminal justice in May of 2022...Working on a second degree in communication studies.



D'Andre Ragin's Career Statistics

Year	G/S	UT	AT	TT	TFL	Sack	FF	Int	BrUp	QBH
2019	DNP-Redshirt									
2020	5/0	2	2	4	0.0	0.0	0	0	1	0
2021	12/1	7	5	12	3.5	2.0	0	0	1	0
2022	12/0	7	8	15	2.0	0.0	0	0	0	2
TOTALS	29/1	16	15	31	5.5	2.0	0	0	2	2

CAREER GAME HIGHS

Tackles: 4 (Twice, last at Buffalo, 10-22-22)



Doran Ray Jr.

97

Defense Tackle • 6-2 • 288 • So.
Detroit, Mich. • Cass Tech HS

2022

Played in two games, making four tackles...Two tackles each vs. LIU and UMass.

2021

Played in two games, tallying one tackle vs. Norfolk State... Maintained freshman eligibility.

HIGH SCHOOL

Three-star recruit at defensive tackle, according to 247 Sports... Joined high school teammate CJ Wilson, Jr. as a signee out of Detroit Cass Tech and will be one of five Cass Tech grads on the Toledo roster in 2021... Senior year named first-team All-State, All-Region and All-City... Named to the All-State Dream Team by the Detroit News and the Metro Detroit Dream Team by MLive.com... Had seven sacks and 28 tackles for loss, forced three fumbles and was credited with 10 QB hurries... Junior year totaled 38 tackles, five sacks, 13 tackles for loss and six QB hurries, earning second-team All-City League honors... High school coach was Thomas Wilcher.

PERSONAL

Full name is Doran Ellis Ray Jr...Has four siblings...Media communication major.

Doran Ray Jr.'s Career Statistics										
Year	G/S	UT	AT	TT	TFL	Sack	FF	Int	BrUp	QBH
2021	2/0	0	1	1	0.0	0.0	0	0	0	0
2022	2/0	2	2	4	0.0	0.0	0	0	0	0
TOTALS	4/0	2	3	5	0.0	0.0	0	0	0	0

CAREER GAME HIGHS
Tackles: 2 (Twice, last vs. UMass, 9-10-22)



Peyton Reasonover

14

Cornerback • 6-1 • 183 • Fr. (R)
Toledo, Ohio • Central Catholic HS

2022

Appeared in one game but made no tackles...Retained freshman eligibility.

HIGH SCHOOL

Was named first-team All-TRAC and first-team All-Ohio...Was also named the Blockhead defensive player of the year with six interceptions, 28 tackles, eight pass breakups, and one fumble recovery...Greg Dempsey was his head football coach.

PERSONAL

Son of Preston Reasonover...Has two siblings, Preston and Prentiss...Undeclared major.



John Alan Richter

6

Quarterback • 6-3 • 215 • Fr. (R)
Gray, Ga. • Jones County HS

2022

Sat out season as a redshirt and retained freshman eligibility.

HIGH SCHOOL

Earned region Offensive Player of the Year honors as a senior... Threw for 3,241 yards and 34 touchdowns...Led team to a 10-3 record and a perfect 7-0 mark in conference play...Threw for 2,089 yards and 19 touchdowns as a junior...High school coach was Mike Chastain.

PERSONAL

Son of Joey and Katy Richter...Adolescent and young adult education major.



THE PLAYERS



Chase Riedel

76

Offensive Lineman • 6-4 • 285 • Fr. (R)
Macedonia, Ohio • Nordonia HS

2022

Sat out season as a redshirt and retained freshman eligibility.

HIGH SCHOOL

Attended Nordonia High School in Macedonia, Ohio...Division III All-Ohio honorable mention at offensive lineman as a senior.

PERSONAL

Majoring in business.



Jalen Riven

45

Linebacker • 6-3 • 270 • So.
Toledo, Ohio • Central Catholic HS

2022

Played in three games but did not record any tackles.

2021


Played in one game, did not record any tackles...Maintained freshman eligibility.

HIGH SCHOOL

Three-star prospect according to 247 Sports... Four-year letter winner at Central Catholic High School... Three-time TRAC champion and helped Central Catholic win two regional championships as well. Was a two-time OHSAA state qualifier in track and field, winning a state championship as a member of the school's 4x400 relay team... High school coaches were Gregory Dempsey and Wondell Hills.

PERSONAL

Full name is Jalen JaMarr Riven... Parents are JaMarr and Shannon Riven.. Has five sisters, Jamaia, Jayla, Jadora, Joya, and Tonya, and three brothers, JaMarr Jr, Treasure, and Jonathan... Media communication major.



Devan Rogers

56

Center • 6-2 • 298 • Sr.
Sidney, Ohio • Sidney HS

2022

Played in 12 games, mostly at center...Took over as starting center in game five vs. CMU...Started final 10 games at center... Moved to center from defensive tackle...Played defensive tackle in season opener vs. LIU.

2021

Played in 11 games at defensive tackle...Eight tackles on the season...Season-best two tackles against UMass.

2020

Played in all six games... 15 tackles, 1.5 TFL, one sack... Career-best five tackles vs. CMU.

2019

Started in 12 games at defensive tackle...29 tackles and 1.5 TFL...Four tackles on three occasions, vs. Colorado State, Kent State and Northern Illinois.

2018

Played in one game vs. Central Michigan, making one tackle... Retained freshman eligibility.

HIGH SCHOOL

Three-star prospect according to Scout.com and 247 Sports... Three-time Greater Western Ohio-North all-conference honoree and an all-state player...He helped Sidney to a 10-2 record as a senior while tallying 84 tackles...In three years of varsity football, Rogers averaged 8.0 tackles per game, recording 255 stops in his career.

PERSONAL

Full name is Devan Gralling-Reginald Rogers...Parents are Carllose and Lisa Rogers...Has two siblings, Donovan and Raivan... Earned a degree in media communication in May of 2022...Currently working on his MBA.



Devan Rogers' Career Statistics

Year	G/S	UT	AT	TT	TFL	Sack	FF	Int	BrUp	QBH
2018	1/0	0	1	1	0	0	0	0	0	0
2019	12/12	7	22	29	1.5	1.0	0	0	0	1
2020	6/0	5	10	15	1.5	1.0	0	0	0	0
2021	11/0	2	6	8	0.0	0.0	0	0	0	0
2022	13/0	0	3	3	0.0	0.0	0	0	0	0
Totals	43/12	14	42	56	3.0	2.0	0	0	0	1

CAREER GAME HIGHS

Tackles: 5 (Central Michigan, 12-12-20)

Pass Breakups: 3 (BYU, 9-28-19)



Nick Rosi

73

Offensive Lineman • 6-4 • 298 • Jr.
Powell, Ohio • Olentangy Liberty HS

2023

Named First-Tem All-MAC by Athlon and Phil Steele...Named to Outland Trophy watch list as top interior lineman in the country

2022

First-team All-MAC...Part of an offense that ranked second in the MAC in scoring (31.3), third in rushing offense (177.6), and third in passing efficiency (133.0)...Nominee for Burlsworth Trophy as best player in the nation who began his career as a walk-on...Academic All-MAC.

2021

Preseason All-MAC selection by Athlon and Phil Steele...Sat out season with an injury.

2020

Moved to right tackle after starting season at guard...Part of an offense that ranked third in the MAC in total offense (494.0) and first in passing offense (325.8)...Academic All-MAC... Nominee for Academic All-America.



2019

Named to FWAA Freshman All-America Team...Third-team All-MAC selection...Named second-team All-America by Pro Football Focus... Starting left guard...Part of an offense that ranked second in the MAC and 18th in the nation in rushing offense (224.5), and fifth in the MAC in total offense (434.1)...Named Academic All-MAC.

2018

Redshirted and retained freshman eligibility...Began career as a walk-on.

HIGH SCHOOL

Played on offensive line at Olentangy Liberty High School.

PERSONAL

Full name is Nicholas Tyler Rosi...Parents are Steve and Deana Rosi...Has two siblings, Drew and Raegan...Drew was a tight end with the Rockets from 2017-21...Father was a tight end with the Rockets from 1992-95, earning first-team All-MAC and honorable mention All-America honors in 1995...Received his bachelor's degree in healthcare administration in May of 2022... Studying public health in graduate school.



Cooper Rusk

23

Wide Receiver • 5-10 • 180 • Fr. (R)
Macedonia, Ohio • Nordonia HS

2022

Appeared in one game...Did not record any receptions...Maintained freshman eligibility.

HIGH SCHOOL

Four-year varsity starter...Captain senior year...Finished career with 205 receptions, 2,629 yards, and 24 touchdowns...Third-team all-state his senior season...Three-time all-conference and all-district selection...Selected as an all-star for Ohio's North vs. South All-Star game.

PERSONAL

Son of Christie and Jim Rusk...Has one brother, Tucker...Business major.



Garrett Schwiebert

67

Offensive Lineman • 6-7 • 302 • So.
Hamler, Ohio • Patrick Henry HS

2022

Appeared in 10 games on the offensive line...Part of an offense that ranked second in the MAC in scoring (31.3), third in rushing offense (177.6), and third in passing efficiency (133.0)...Academic All-MAC.

2021


Did not see game action...Maintained freshman eligibility.

HIGH SCHOOL

Three-time letterwinner on the offensive line...First team All-Ohio in 2019...All-District first team in 2019 and second team in 2018...All Northwest Ohio Athletic League first team in 2018 and 2019...Division 7 Co-Lineman of the Year in 2019...Head coach was Bill Inselmann.

PERSONAL

Full name is Garrett Mason Schwiebert...Parents are Ron and Teresa Schwiebert...Has two siblings, Gavin and Gracyn...Mechanical engineering major.



Vinny Sciury

71

Offensive Lineman • 6-3 • 305 • Jr.
Massillon, Ohio • Perry HS

2022

Started at left guard in all 14 games... Part of an offense that ranked second in the MAC in scoring (31.3), third in rushing offense (177.6), and third passing efficiency (133.0).

2021

Appeared in 11 games, starting final six games at left guard... Part of an offense that ranked first in the MAC in scoring (33.4) and fourth in total offense (435.8)...Academic All-MAC.

2020

Appeared in one game... Maintained freshman eligibility... Joined team in the spring of 2020.

HIGH SCHOOL

Three-star prospect according to 247 Sports...First-team All-Ohio lineman and 2019 team captain...Helped Perry High School to a 9-3 record in 2019.

PERSONAL

Full name is Vincent Clyde Sciury...Parents are Daniel and Tracy Sciury...Graduated with a degree in criminal justice.



Willie Shaw III

32

Running Back • 5-11 • 205 • So.
Chicago, Ill. • Brother Rice HS

2022

Appeared in four games, rushing for 60 yards and one touchdown on 19 attempts...Eight carries for 47 yards and one touchdown vs. UMass.

2021

Appeared in one game...Four carries for 22 yards against Akron...Maintained freshman eligibility.

HIGH SCHOOL

Three-star recruit at running back, according to 247 Sports... Rivals lists him as the 10th-best prospect in the state of Illinois and the No. 21 running back in the country... Junior year rushed for over 1,400 yards, racked up 350 receiving yards and scored 13 touchdowns... Earned first-team All-Conference honors and named MVP of Catholic League Blue Division... High school coach was Brian Badke.

PERSONAL

Full name is Willie Lee Shaw.. Parents are Sharoa Wilson and Willie Shaw Jr... Has one sister, Sommer...Communication studies major.

Willie Shaw III's Career Statistics						
Year	G/S	Att.	Yds.	Avg.	TD	LP
2021	1/0	4	22	5.5	0	9-Akron
2022	4/0	19	60	3.2	1	17-UMass
Totals	5/0	23	82	3.6	1	17-UMass

CAREER GAME HIGHS
Rushing Yards: 47 (vs. UMass, 9-10-22)
Longest Run: 17 (vs UMass, 9-10-22)





Avery Smith

12

Cornerback • 5-10 • 195 • So.
East Point, Ga. • Riverwood HS

2022

Played in 11 games, totaling 12 tackles and 2.0 TFL...Five tackles and 2.0 TFL vs UMass.

HIGH SCHOOL

Three-star prospect according to 24/7 Sports....Named region player of the year as a senior....Threw for 3,208 yards, ran for 913 yards, and accounted for 44 total touchdowns....Georgia Mr. Football finalist as a senior....Threw for 1,286 yards and 18 touchdowns while rushing for 349 yards and a pair of TDs his junior year....High school coach was Robert Edward.

PERSONAL

Son of Tasha Romeo....Has one brother, Kingston...Communications studies major.

Avery Smith's Career Statistics

Year	G/S	UT	AT	TT	TFL	Sack	FF	Int	BrUp	QBH
2022	11/0	6	6	12	2.0	0.0	0	0	0	0
Totals	11/0	6	6	12	2.0	0.0	0	0	0	0

CAREER GAME HIGHS

Tackles: 5 (vs. UMass, 9-10-22)



Ethan Spoth

72

Offensive Lineman • 6-4 • 305 • Fr. (R)
Eastlake, Ohio • North HS

2022

Sat out season as a redshirt and retained freshman eligibility.

HIGH SCHOOL

Four year starter on the offensive line....Two-time All-Conference, All-District and All-County....Also competed on the track and field team for three years....Named MVP of the track and field team as a junior....High school coaches were Shaun Dodd and Michael Fellenstein.

PERSONAL

Son of Kristen Hale....Has one brother, Devin....Major is adolescent and young adult education.



Justin Stephens

61

Tight End • 6-5 • 262 • Jr.
Trotwood, Ohio • Trotwood-Madison HS

2023

Moved back to tight end from offensive line in the off-season.

2022

Appeared in six games on the offensive line...Moved to offensive line from tight end during off-season.

2021

Played in 10 games...Did not record a reception...Academic All-MAC.

2020

Did not see game action.

2019

Sat out season as a redshirt...Maintained freshman eligibility.

HIGH SCHOOL

Had 307 receiving yards on 23 catches and five touchdowns as a senior in 2018...Division III OPSWA All-Ohio honoree...Member of Trotwood-Madison team that went 15-0 and won a state championship, defeating Dresden Tri-Valley 27-19...Three-star prospect, according to Scout.com and 247 Sports.

PERSONAL

Full name is Justin Ivory Stephens...Son of Ebony Stephens...Has two sisters, Sydney and Tayler...Computer science and engineering technology major.



Larry Stephens

85

Wide Receiver • 5-11 • 188 • So.
Springfield, Ohio • Springfield HS

2022

Played in 10 games...Made two receptions for 23 yards at Western Michigan.

2021

Played in five games...Did not record any receptions...Redshirted and maintained freshman eligibility.

2020

Did not see game action.

HIGH SCHOOL

Three-star prospect according to 247 Sports... Helped lead Springfield High School to the OHSAA Division I state semifinals and a 12-2 overall record in 2019...Three-year letterwinner...Earned all-conference, all-district, and all-state honors during his career... Tallied 1,127 receiving yards and 13 touchdowns and was named Greater Western Ohio Conference Offensive Player of the Year in 2019.



PERSONAL

Full name is Larry Lee Stephens III...Mother is Dionna Stephens... Nephew of Peerless Price, who spent nine seasons in the NFL as a wide receiver...Born partially deaf...Has worn a cochlear implant since the age of three...Business major.

Larry Stephens' Career Statistics

Year	G/S	Rec.	Yds.	Avg.	TD	LP
2021	5/0	0	0	0.0	0	NA
2022	10/0	2	23	11.5	0	21-WMU
Totals	10/0	2	23	11.5	0	21-WMU

CAREER GAME HIGHS

Receptions: 2 (at Western Michigan, 11-25-22)

Receiving Yards: 23 (at Western Michigan, 11-25-22)

Long Reception: 21 (at Western Michigan, 11-25-22)



Dalen Stovall

81

Wide Receiver • 6-2 • 192 • So.
Stow, Ohio • Stow-Munroe Falls HS

2022

Appeared in one game...Did not record any receptions.

2021

Appeared in one game...Did not record any receptions...Maintained freshman eligibility.

HIGH SCHOOL

Three-star prospect according to 247 Sports... Earned three varsity letters at Stow-Munroe Falls High School and was a two-time all-state selection at wide receiver... Junior year caught 42 passes for 603 yards and six touchdowns.

PERSONAL

Full name is Dalen Lavelle Stovall... Parents are Heather and De-shon Stovall... Has two brothers and two sisters... Major is media communication.



Jacquez Stuart

21

Running Back • 5-9 • 178 • Jr.
Miami, Fla. • Miami Northwestern HS

2022

Led team with 770 yards rushing...Fourth in MAC with 5.7 yards per attempt...Rushed for 53 yards vs. LIU...45 rushing yards vs. UMass, including a 26-yard TD...54 yards rushing at San Diego State...Career-high 122 rushing yards and one TD vs. Central Michigan...Rushed for 73 yards and one TD on 11 carries at NIU...106 rushing yards on 14 carries at Buffalo...Rushed for 93 yards and a touchdown vs. Ohio in the MAC Championship Game...111 yards on a career-high 23 attempts vs. Liberty in Boca Raton Bowl.

2021

256 rushing yards in 13 games...Averaged 5.4 yards per carry...97-yard kickoff return for a touchdown against Eastern Michigan...50+ rushing yards in back-to-back games: 58 at Ball State and 53 at UMass...46 rushing yards at Bowling Green...15-yard rushing TD vs. Norfolk State.

2020

Played in four games... 10 kick returns for 182 yards... Four kick returns for 84 yards at EMU... 24 yards rushing against BGSU.

2019

Appeared in three games, accounting for 127 all-purpose yards (68 return, 42 receiving, 17 rushing)... Caught two passes for 27 yards and rushed for eight yards against Murray State...Two kick returns for 42 yards against Northern Illinois...Retained freshman eligibility.

HIGH SCHOOL

Three-star prospect, according to Scout.com and 247 Sports... Helped lead his team to a 2018 FHSAA Class 6A state title this past season, a 22-0 win over Armwood...Also a track and field star, winning state championships at the 2018 FHSAA 3A state finals in the 100-meter dash and the 4x100-meter relay.

PERSONAL

Full name is Jacquez Viantre Stuart...Son of James Stuart...Marketing major.

Jacquez Stuart's Career Statistics						
Rushing						
Year	G/S	Att.	Yds.	Avg.	TD	LP
2019	3/0	4	17	4.3	0	9-Ball St.
2020	4/0	3	24	8.0	0	13-BGSU
2021	13/0	46	256	5.4	1	46-Ball St.
2022	14/9	134	770	5.7	4	48-Buffalo
Totals	34/9	187	1061	5.7	5	48-Buffalo

CAREER GAME HIGHS
Rushing Yards: 122 (vs. Central Michigan, 10-1-22)
Rushing Attempts: 23 (vs. Liberty, 12-20-22)
Longest Run: 48 (Twice, last vs. Ohio, 12-3-22)



Trey Szykowny III

50

Long Snapper • 6-3 • 243 • So.
Sylvania, Ohio • Sylvania Northview HS

2022

Appeared in 13 games at long snapper for field goals and extra points.

HIGH SCHOOL

A two-star prospect according to ESPN...Was a captain for football...All-league in track.

PERSONAL

Son of James and Rachel Szykowny...Is a triplet with two sisters, Morgan and Paige...Father played football at Hillsdale College... Business major.





Terrance Taylor

56

Outside Linebacker • 6-3 • 228 • Sr.
Chicago, Ill. • Phillips HS

2022

Played in three games, tallying five tackles and 0.5 TFL..Two tackles vs. UMass and at Ohio State...Missed most of the season due to injury.

2021

Played and started six games....Missed final six games of the season due to injury...19 tackles, 6.0 TFL, 3.0 sacks....Five tackles, career-best 2.0 sacks and tied career high 3.0 TFL vs. Notre Dame....Five tackles and one sack vs. Ball State.

2020

Played in five games, starting four... 20 tackles, 4.5 tackles for loss and 1.5 sacks... One forced fumble, two QB hurries and one pass breakup... Career-high 10 tackles vs. Ball State.

2019

Played in nine games at defensive end, starting five...26 tackles, 5.5 tackles for loss and 3.0 sacks...Career-high seven tackles vs. Kent State...Season-high 2.0 TFL vs. Western Michigan.

2018

Played in all 13 games, racking up 16 tackles, 5.5 tackles for loss and 2.5 sacks...Season-high five tackles plus 3.0 tackles for loss for 28 yards vs. Ball State.

HIGH SCHOOL

Three-star prospect according to Scout.com and 247 Sports... Won an IHSA 5A state championship as a senior, helping Phillips become the first Chicago Public Schools member to win an IHSA state title...In the championship game, he registered seven tackles and three sacks to help Phillips to a 33-7 triumph... Had 104 total tackles in 2017, 16 TFL, and 31 sacks en route to an all-state distinction...Also played basketball and baseball... Head coach was Troy McAllister.

PERSONAL

Full name is Terrance Floyd Taylor...Parents are Terry Taylor and Stephanie Burton-Taylor...Earend his degree in university studies...working on a second degree in communications studies.

Year	G/S	UT	AT	TT	TFL	Sack	FF	Int	BrUp	QBH
2018	13/0	9	7	16	5.5	2.5	2	0	1	2
2019	9/5	11	15	26	5.5	3.0	1	0	0	0
2020	5/4	9	11	20	4.5	1.5	1	0	1	2
2021	6/6	15	4	19	6.0	3.0	0	0	1	4
2022	3/0	0	5	5	0.5	0.0	0	0	0	0
TOTALS	36/15	44	42	86	22.0	10.0	4	0	3	8

CAREER GAME HIGHS
Tackles: 10 (Ball State, 11-28-20)
Tackles For Loss: 3.0 (Twice, last vs. Notre Dame, 9-11-21)
Sacks: 2.0 (Notre Dame, 9-11-21)



Anthony Torres

88

Tight End • 6-6 • 250 • Jr.
Mishawaka, Ind. • Penn HS / Western Michigan

2022


Played in all 14 games with one start...Totaled five receptions for 64 yards...Made season-long 23-yard reception, tallied 35 yards at Western Michigan...18-yard catch vs. Liberty in Boca Raton Bowl.

2018-21 (AT WESTERN MICHIGAN)

Appeared in 18 games in his career....Started seven games in 2021 with 12 receptions for 137 yards.

HIGH SCHOOL

A three-star recruit, according to 247Sports.com...Rated as the No. 14 player in Indiana and No. 48 tight end in the country by 247Sports.com...Caught 11 passes for 196 yards (17.82) and one touchdown as a junior ... Penn went 36-4 overall, and 16-0 in the Northern Indiana Conference, over first three seasons ... Helped Penn to Class 6A state runner-up finishes in 2017 and 2015 ... Missed senior season after transferring briefly to IMG Academy and then returning to Penn ... Played basketball freshman year.



PERSONAL

Son of Brenda and Rick Torres...Brother, Austin, was a four-year letterman (2015-16-17-18) in basketball at Notre Dame ... Mother played soccer at Notre Dame (1990-93)...Earned his bachelor's degree in accounting from Western Michigan...Working on his MBA.

Year	G/S	Rec.	Yds.	Avg.	TD	LP
2018*	1/0	0	0	0.0	0	NA
2019*	0/0	0	0	0.0	0	NA
2020*	6/0	0	0	0.0	0	NA
2021*	11/7	12	137	11.4	0	30-Ball State
2022	14/1	5	64	12.8	0	23-WMU
Totals	32/8	17	201	11.8	0	30-Ball State

CAREER GAME HIGHS
Receptions: 4 (at Buffalo, 10-2-21)*
Receiving Yards: 57 (vs. Ball State, 10-9-22)*
Long Reception: 30 (vs. Ball State, 10-9-22)*
**2018-21 stats at Western Michigan*



Nick Turner

29

Cornerback • 5-11 • 198 • Jr.
Slidell, La. • Brother Martin HS / Arkansas

2022

Played in seven games, making eight tackles...Tied career high with three tackles vs. Central Michigan.

2020-21 (AT ARKANSAS)

Played in 12 games in 2021, making three tackles...Played in nine games in 2020, with one start...13 tackles...Career-best three tackles against Auburn.

HIGH SCHOOL

Three-star prospect according to Rivals, 24/7 Sports and ESPN... Three-year letterwinner at Brother Martin High School...Posted 31 tackles, eight pass breakups and two interceptions his senior season.

PERSONAL

Son of Wil and Nichole Turner...Has two brothers, Tre and Jeremy...Jeremy plays baseball at Prairie View A&M...Media communication major.



Nick Turner's Career Statistics

Year	G/S	UT	AT	TT	TFL	Sack	FF	Int	BrUp	QBH
2020*	9/1	6	7	13	0.0	0.0	0	0	0	0
2021*	12/0	1	2	3	0.0	0.0	0	0	0	0
2022	7/0	5	3	8	0.0	0.0	0	0	0	0
Totals	28/1	12	12	24	0.0	0.0	0	0	0	0

CAREER GAME HIGHS

Tackles: 7 (vs. Alabama, 12-12-20)*

*2020-21 stats at Arkansas



Jalen Vanderbosch

83

Wide Receiver • 6-2 • 200 • Jr.
Fort Wayne, Ind. • Concordia Lutheran HS / Siena Hts.

2022

Appeared in 10 games...Did not record any receptions.

2020-21 (AT SIENA HEIGHTS)

Two-year starter for the Saints at wide receiver.

HIGH SCHOOL

Two-year letterwinner...In 2019, was named All-State 3A, 2nd team All-Conference...Played both ways his senior year...Offensively, he caught 48 passes for 748 yards and 7 TDs...Defensively, he tallied 41 tackles, 6 interceptions, 1 forced fumble and 1 blocked punt...High school coach was Tim Mannigel.

PERSONAL

Son of Josh Vanderbosch and Katie Dellinger...Has one brother, Kameron, and two sisters, Isabella and McKenna...Father played basketball at Saint Francis-Fort Wayne...Exercise science major.



Junior Vanderross III

15

Wide Receiver • 5-8 • 178 • So.
Tampa, Fla. • Jesuit HS

2022

Played in 11 games, mostly on special teams...Returned three kickoffs for 44 yards...Added one reception and seven tackles on the season...Season-long 22-yard kick return and 18-yard reception vs. Bowling Green.

HIGH SCHOOL

Three-star prospect according to 24/7 Sports...Caught 47 passes for 747 yards and eight touchdowns his senior season... Helped lead his team to the 6A State Championship Game... Caught 53 passes for 981 yards and 12 touchdowns as a junior... High school coaches were Matt Thompson and Neil Goldman.

PERSONAL

Full name is Jessie Lee Vanderross III...Son of Denis Lopez and Nina Vanderross...Has one brother and one sister...Majoring in communication studies.

Junior Vanderross III's Career Statistics

Receiving

Year	G/S	Rec.	Yds.	Avg.	TD	LP
2022	11/0	1	18	18.0	0	18-BGSU
Totals	11/0	1	18	0.0	0	18-BGSU

CAREER GAME HIGHS

Receptions: 1 (vs. Bowling Green, 11-15-22)

Receiving Yards: 18 (vs. Bowling Green, 11-15-22)

Long Reception: 18 (vs. Bowling Green, 11-15-22)



THE PLAYERS



Elijah Wesley

80

Wide Receiver • 6-0 • 198 • So.
Canton, Ohio • Canton McKinley HS

2022

Did not appear in any games...Moved from quarterback to wide receiver.

2021

Sat out season as a redshirt.

HIGH SCHOOL

Three-star prospect according to 247 Sports... Threw for 1,484 yards and 14 TDs in 2019 while rushing for 743 yards and five scores, averaging 8.2 yards per carry...High school coach was Marcus Wattley.

PERSONAL

Son of Jocelyn Wesley...Majoring in communication studies.



Tanner Wigand

57

Offensive Lineman • 6-6 • 307 • So.
Manitowoc, Wis. • Lincoln HS

2022

Appeared in nine games on the offensive line...Part of an offense that ranked second in the MAC in scoring (31.3), third in rushing offense (177.6), and third in passing efficiency (133.0).

2021

Played in one game...Retained freshman eligibility.

2020

Did not see game action.

HIGH SCHOOL

Three-star prospect according to 247 Sports...Three-year letter-winner at Manitowoc Lincoln High School...First-team all-conference selection as a senior in 2019...Helped his team rank third in the conference with 1,379 total rushing yards in 2019.

PERSONAL

Parents are Randy and Darlynn Wigand...Has one younger brother, Spencer...Cousin, Connor Wigand, currently plays football at SMU...Majoring in exercise science.



CJ Wilson Jr.

33

Outside Linebacker • 6-2 • 255 • So.
Detroit, Mich. • Cass Tech HS

2022

Played in two games, recording six tackles and 0.5 TFL...Career-high five tackles vs. LIU.

2021

Played in three games as a reserve linebacker...Two tackles, 1.5 TFLs vs. Bowling Green...Redshirted and maintained freshman eligibility.

HIGH SCHOOL

Three-star recruit and rated as the No. 52 prospect in the state of Michigan, according to 247 Sports...Joined high school teammate Doran Ray, Jr. as a signee out of Detroit Cass Tech and was one of five Cass Tech grads on the Toledo roster in 2021... Earned All-State honors as a senior, and picked up All-City League and All-Regional honors junior and senior seasons. Junior year had 36 solo tackles, 18 tackles for loss and 11 sacks... High school coach was Thomas Wilcher.

PERSONAL

Full name is CJ Rodney Wilson Jr... Parents are Clarence and Kristie Wilson... Has one sister, Janeá... Majoring in media communication.

CJ Wilson Jr.'s Career Statistics

Year	G/S	UT	AT	TT	TFL	Sack	FF	Int	BrUp	QBH
2021	3/0	1	1	2	1.5	0	0	0	0	0
2022	2/0	0	6	6	0.5	0	0	0	0	0
Totals	3/0	1	7	8	2.0	0	0	0	0	0

CAREER GAME HIGHS

Tackles: 5 (vs. LIU, 9-1-22)

Tackles for Loss: 1.5 (at BGSU, 11-10-21)



Adrian Woliver

85

Outside Linebacker • 6-2 • 260 • Sr.
Stow, Ohio • Stow-Munroe Falls HS

2022

Played in 12 games with three starts...24 tackles, 6.0 TFL, 4.5 sacks, one forced fumble, and one pass breakup on the season...Career-high five tackles, 1.0 TFL, and 1.0 sack at Buffalo... Two tackles, 2.0 sacks, and 1.0 TFL vs. Central Michigan... Four tackles and 1.0 TFL at Eastern Michigan.

2021

Played in 13 games, starting one....Tallied nine tackles on the season.

2020

Played in all six games, making six tackles... Season-best three tackles against EMU, including one TFL.

2019

Played in 12 games, making 10 tackles...Had season-high three tackles vs. Murray State and Eastern Michigan.



HIGH SCHOOL

Three-star prospect, according to Scout.com and 247 Sports...Had 51 tackles and five tackles for loss on defense, 34 receptions for 438 yards and four touchdowns on offense, and 345 return yards with two kickoff return TDs on special teams...All-conference and all-district performer who earned a Division I All-Northeast Ohio Inland Defensive Player of the Year award in 2018.

PERSONAL

Full name is Adrian Jeremiah Woliver...Parents are Chad and Angel Woliver...Has one brother, Chad, and one sister, Melanie... Graduated with a degree in criminal justice.

Adrian Woliver's Career Statistics

Year	G/S	UT	AT	TT	TFL	Sack	FF	Int	BrUp	QBH
2019	12/0	5	5	10	0.0	0.0	0	0	0	0
2020	6/0	2	4	6	1.0	0.0	0	0	0	0
2021	13/1	4	5	9	0.0	0.0	0	0	0	0
2022	12/3	9	15	24	6.0	4.5	1	0	1	0
Totals	43/4	20	29	49	7.0	4.5	1	0	1	0

CAREER GAME HIGHS

Tackles: 5 (at Buffalo, 10-22-22)



Thomas Zsiros

84

Wide Receiver • 6-3 • 215 • So.
Maumee, Ohio • St. John's Jesuit HS

2022

Played in all 14 games, making six starts...Tallied 10 receptions for 198 yards and one touchdown on the season...50-yard catch for first career touchdown at Ohio State...Goal line rushing touchdown vs. Central Michigan...Two receptions for 36 yards at Buffalo...Made two catches for 33 yards vs. Ball State...Two receptions for season-high 53 yards vs. Bowling Green.

2021

Played in four games....Three receptions for 44 yards...Long reception was 20 yards vs. UMass...Maintained freshman eligibility.

HIGH SCHOOL

Three-star prospect according to 247 Sports... Earned three varsity letters at nearby St. John's Jesuit... Earned two All-Ohio selections including a first team distinction in 2020... Collected 119 receptions for 2,047 yards and 23 touchdowns in 27 games during his high school career... Played basketball and ran track... High school coach was Larry McDaniel.

PERSONAL

Full name is Thomas Clay Zsiros ... Mother is Stacey Zsiros... Has one sister and one brother...Business major.

Thomas Zsiros' Career Statistics

Year	G/S	Rec.	Yds.	Avg.	TD	LP
2021	4/0	3	44	14.7	0	20-UMass
2022	14/6	10	198	19.8	1	50-Ohio State
Totals	18/6	13	242	18.6	1	50-Ohio State

CAREER GAME HIGHS

Receptions: 2 (Three times, last vs. BGSU, 11-15-22)

Receiving Yards: 53 (vs. Bowling Green, 11-15-22)

Long Reception: 50 (at Ohio State, 9-17-22)



2023 NEWCOMERS



Julian Allen

21

Wide Receiver • 6-1 • 187 • Fr.
Clearwater, Fla. • Clearwater Central Catholic

HIGH SCHOOL

Transferred to Clearwater Central Catholic for senior season, playing 11 games...Helped lead team to Florida Class 1M state championship game...Caught 25 passes for 453 yards and six touchdowns in 2022...Played first three seasons at American Collegiate Academy in Clearwater, Fla.



Braden Awls

26

Defensive Back • 6-0 • 190 • Fr.
Sylvania, Ohio • Toledo Central Catholic

HIGH SCHOOL

Three-star prospect, according to 247 Sports...Earned first-team all-conference and first-team all-district honors as a senior...First team all-conference and second team all-district as a junior...Two-time first team All-Blade...Led Central Catholic to a state championship in 2022...High school coach was Greg Dempsey.

PERSONAL

Full name is Braden Asher Awls...Son of Christina and Terry Awls...Has two brothers, Cameron and Adin, and one sister, Jasmine...Cameron plays basketball at Trine University...Undecided on a major.



Matthew Bailey

47

Long Snapper • 6-2 • 214 • Sr.
Deland, Fla. • Deland HS / South Carolina

2019-22 (AT SOUTH CAROLINA)

Two-year letterman at South Carolina who appeared in 26 games over four seasons...Used as both short and long snapper...Earned letters in 2020 and 2021.

HIGH SCHOOL

Graduated from Deland (Fla.) High School in 2019...Attended the Kohl's Senior Challenge where he was considered one of the most athletic snappers in the 2019 class...Dominant during the Spring Texas Showcase and won the camp wide snapping competition with a 0.66 second snap time.



Trey Brueggemann

51

Linebacker • 6-1 • 220 • Fr.
Bedford, Mich. • Bedford HS

HIGH SCHOOL

Named all-state, all-region and All-SEC...High school coach was John Phillips.

PERSONAL

Full name is Trey Mathew Brueggemann...Son of Mat Brueggemann...The oldest of five siblings...Anticipated major is business.

Jackson Cannon

15

Offensive Lineman • 6-5 • 318 • Fr. (R)
Forsyth, Ga.- Ola HS / Mississippi State

2022 (MISSISSIPPI STATE)

Did not see game action.

HIGH SCHOOL

Earned 5-A all-state team honors as a senior...Consensus three-star prospect according to ESPN, 247Sports, Rivals and On3...Named first team all-region and preseason first team all-state as a senior...Team reached the first round of the Class 5A playoffs that year...Invited to play in the 2020 Georgia Elite Classic...Mustangs went 9-2 in 2020 with a 6-1 record in their region...Helped his team pass for more than 1,000 yards and rush for more than 3,000 yards as a junior...Named second team all-region that fall and recorded 15 pancake blocks in six games...Also played baseball...Football coach was Ryan Angel.

PERSONAL

Full name is Jackson Allan Cannon...Son of Lisa and Vince Cannon...Anticipated major is business.



Micah Cherry

15

Cornerback • 6-3 • 172 • Jr.
Petal, Miss. • Petal HS/Pearl River CC

2021-22 (JUNIOR COLLEGE)

Attended Pearl River Community College...Named 2022 honorable mention All-MACCC.

HIGH SCHOOL

Tallied 1,259 receiving yards, 10 receiving TDs, 66 tackles, eight interceptions, one pick-six, nine PBUs, and three forced fumbles in high school career...Named first team all-region and first team Pine Belt...High school coach was Marcus Boyles.

PERSONAL

Full name is Micah Jacobi-Niqolus Cherry...Son of Kimberly Cherry...Has two older sisters, Brianna Beatty and Ciarra Cherry...Brianna played professional softball...Ciarra played college softball...Anticipated major is herpetology.

Kaden Claassen

38

Placekicker/Punter • 5-9 • 200 • Fr. (R)
Wichita Heights, Kan. • Wichita Heights/Butler CC

2022 (JUNIOR COLLEGE)

Attended Butler (Kan.) Community College...Served as placekicker and punter.

HIGH SCHOOL

Three-time All-city kicker...All-city and all-state punter.

PERSONAL

Full name is Kaden Mikkel Claassen...Parents are Kelly and Warren Claassen...Dad played football at Kansas State...Anticipated major is mechanical engineering.



Chris D'Appolonia

49

Linebacker • 6-3 • 230 • Fr.
Cranberry Township, Pa. • Seneca Valley HS

HIGH SCHOOL

Won three letters at Seneca Valley High School...Big 56 first team all-conference selection...Named as part of the Sweet 16 defense by Butler Eagle newspaper...High school coach was Ronald Butschle.

PERSONAL

Full name is Chris Michael D'Appolonia...Son of Teresa and Justin D'Appolonia...Has five younger brothers...Anticipated major is business.



Jake DeHaan

13

Quarterback • 6-2 • 188 • Fr.
Byron Center, Mich. • South Christian HS

HIGH SCHOOL

Had 58 passing touchdowns with over 5,000 yards, 31 rushing touchdowns while rushing for 2,200 yards as a senior...Led team to state championship game...Two-time all-conference and all-state honoree...Named to the West Michigan Dream Team.

PERSONAL

Full name is Jacob Alexander DeHaan...Son of Teresa and Justin D'Appolonia...Has five younger brothers...Anticipated major is business.



Michael Denning

48

Placekicker • 6-0 • 188 • Jr.
Sidney, Ohio • Lehman Catholic HS / Dayton

2019-22 (AT DAYTON)

Three-time PFL Academic Honor Roll honoree...Averaged 60.7 yards on 56 kickoffs in 2021, 60.0 in 64 kickoffs in 2022...Hit a 24-yard field goal in 2022.

HIGH SCHOOL

Three-time Division VII All-Ohio in football, first team in 2018...Two-time captain in soccer...First Team All-WOSL in soccer...Holds 12 school football records, including 204 career points and 15 field goals...Holds school record for assists in a season (19) in soccer...Football team won conference championship in 2016, 2017 and 2018...Earned conference student-athlete award all four years...Hampshire Honor Society honoree...High school football coach was Dick Roll.

PERSONAL

Full name is Michael Tyler Denning...Son of Rick and Gail Denning...Has three older siblings...Dad played baseball at Akron...Would like to go into politics some day...Earned a bachelor's degree in business economics from Dayton...Working on his MBA.



THE PLAYERS



Emilio Duran

36

Punter/Placekicker • 6-0 • 185 • Fr.
Ottawa Hills, Ohio • Ottawa Hills HS

HIGH SCHOOL

Rated as a Five-Star punter by Kornblue Kicking... Broke school record with a 50-yard field goal...Two-time Division VI All-Ohio First Team punter (2021 & 2022)...Received Academic All American honorable mention honors by the National High School Coaches Association...Awarded National Football Foundation Scholar Athlete as a senior...Selected to play in the Ohio North-South All Star Classic...Graduated Magna Cum Laude...Football coach was Chris Hardman.

PERSONAL

Full name is Emilo Joseph Duran...Son of Emilio and Lena Duran...Both parents graduated from Toledo with a combined five degrees...Has a younger brother Alex...Anticipated major is exercise science.



Jaden Dottin

85

Wide Receiver • 6-2 • 195 • So.
Cambridge, Mass. • Suffield Academy (Conn.) / Penn State

2020-22 (AT PENN STATE)

Played in five games in three seasons as Penn State...Caught two passes for 14 yards in 2022.

HIGH SCHOOL

Rated a four-star recruit by ESPN and a three-star prospect by 247Sports and Rivals...Rated as the No. 90 wide receiver and No. 4 recruit in Connecticut by 247Sports...Ranked as the No. 175 overall prospect, No. 25 wide receiver, No. 28 player in the region and No. 3 prospect in Connecticut by ESPN...Ranked as the No. 60 wide receiver and No. 4 recruit in Connecticut by Rivals...Three-year letterman for head coach Drew Gamere at Suffield Academy...Team captain as a senior...Led the Tigers to a perfect 9-0 record and Central New England conference title as a senior...Earned first-team All-New England Class A honors in 2019...Selected first-team All-New England Preparatory School Athletic Council (NEPSAC) as a senior...25 catches for 468 yards and five touchdowns as a senior...Added three interceptions and six passes defended defensively in 2019...Had 29 receptions for 593 yards and six touchdowns as a junior...Grabbed five interceptions on defense in 2018...Lettered in basketball and track & field...Set the school record in the 4x100.

PERSONAL

Full name is Jaden Armand Dottin...Son of Nataly Mcausland and Aram Dottin...Has three brothers, Andre, Khalib, Tristan, and one sister, Avari.



CC Ezirim

45

Tight End • 6-7 • 245 • Fr.
Dublin, Ohio • Dublin Jerome HS

HIGH SCHOOL

Two-time letterwinner...Academic all-conference honoree...Two-time all-conference in basketball...Four letters in track & field, three letters in basketball...High school coach was Brett Glass.

PERSONAL

Full name is Caesar Kasmsiyochukwu Chidi Ezirim...Son of Emmanuel and Chiebonam Ezirim...Has two brothers, Nnamdi and Arinze, and one sister, Angel...Father played collegiate soccer at Ohio State, also playing professionally...Brother Nnamdi plays football at Eastern Kentucky...Anticipated major is biology.



Travion Ford

99

Defensive End • 6-4 • 275 • Fr. (R)
St. Louis, Mo. • Lutheran North HS/Missouri

2023

Transferred to Toledo from Missouri in the spring of 2023.

2021-22 AT MISSOURI

Appeared in one game in 2022 but did not record any tackles... Played in one game in 2021, tallying two tackles and one TFL.

HIGH SCHOOL

Four-star prospect and No. 139 ranked player in the ESPN 300... Sports Illustrated High School All-American candidates entering 2020 season...Named Missouri's Class 3 Defensive Player of the year after recording 28 tackles, 13.0 TFL, 6.0 sacks, and one fumble recovery during shortened 2020 season...Tallied 37 tackles, 20 TFL, and nine sacks as a junior...Three-time all-state honoree...High school coach was Carl Reed.

PERSONAL

Full name is Travion James Ford...Son of Leatrice and Robert Ford...Has one brother, Robert, and two sisters, Laniyah and Raniyah...Anticipated major is sports management.



Jermaine Foster

10

Wide Receiver • 6-0 • 185 • Fr.
Euclid, Ohio • Cleveland Glenville HS

HIGH SCHOOL

Team won state championship his senior year...High school coach was Ted Ginn, Sr.

PERSONAL

Full name is Jermaine Deon Foster...Son of Pamela Cole...Has one sister, Cheyenne Foster... Anticipated major is business.

Bryson Hammer

33

Wide Receiver • 5-11 • 175 • Fr.
Fremont, Ohio • Ross HS

HIGH SCHOOL

Three-time first-team all-conference, all-district and All-Ohio... Team captain...Three-time team offensive player of the year.

PERSONAL

Full name is Bryson Thomas Hammer... Son of Carla Hammer... Has two siblings, Tyler and Cahlyse...High school coach was Chad Long...Anticipated major is business management.

Dylan Hohler

39

Safety • 6-4 • 185 • Fr.
Huron, Ohio • Huron HS

HIGH SCHOOL

First team All-Ohio...Northwest district offensive player of the year...Two-time BSCN male athlete of the year...Team captain...2023 OHFSCA Ohio North/South All-Star team...High school coach was Sam Hohler.

PERSONAL

Full name is Dylan James Hohler...Parents are Sam and Dawn Hohler...Father is head coach at Huron HS...Father played college football at Ashland...Has two brothers, Jared and Landon... Anticipated major is business.



Kaden Holmes

24

Quarterback • 5-11 • 190 • Fr.
Fremont, Ohio • Fremont Ross HS

HIGH SCHOOL

Two time first-team All-Ohio Quarterback... Threw for 10,995 total yards and 130 touchdowns in his high school career... TRAC Offensive Player of the Year and first-team All-TRAC as a senior...School-record 33 touchdowns, 203 completions and 2,807 passing yards as a senior...Set single game passing record with 517 yards...Earned four letters in football and three in basketball.

PERSONAL

Full name is Kaden Alexander Holmes...Has five siblings...Anticipated major is criminal justice.



Tommy Huss

92

Defensive End • 6-3 • 220 • Fr.
Bedford, Mich. • Bedford HS

HIGH SCHOOL

First-team Southeastern Conference, first-team all-region as a senior...Earned letters in football, baseball and basketball... Earned Youth Advisory Council academic honor...Football coach was John Phillips.

PERSONAL

Full name is Thomas Jay Huss...Son of Joseph and Bridget Huss... Anticipated major is criminal justice.

RJ Johnson III

12

Quarterback • 6-2 • 207 • Fr.
Atlanta, Ga. • Westlake HS

HIGH SCHOOL

Three-star prospect, according to 247 sports...Named first-team all-state as a senior...Made MaxPreps All-American team as a sophomore...Two-time winner of Westlake High School's Offensive Player of the Year award...Four-time letterwinner... High school coaches were Rico Zackery and Bobby May.

PERSONAL

Full name is Reginald Johnson III...Son of Keisha and Reginald Johnson...Has one sister, Kori...Anticipated major is business.



THE PLAYERS



Mason Ludwig

62

Offensive Lineman • 6-5 • 285 • Fr.
East Liverpool, Ohio • East Liverpool HS

HIGH SCHOOL

Earned three all-conference, all-county, and all-state honors...First team All-Ohio accolades as a junior and senior...Received "Block of Granite" Award from WKBN and WTOV-9 in Youngstown as the area's best interior lineman as a senior...Earned four letters in football and baseball, two letters in basketball...Member of National Honor Society and National Technical Honor Society...High school coaches were Josh Ludwig and Jason Duke.

PERSONAL

Full name is Mason Robert Ludwig...Son of Jonathan and Jennifer Ludwig...Sister, Emma, plays volleyball at Fairmont State...Mother played basketball at Geneva College...Anticipated major is construction engineering.



Roland McGhee Jr.

23

Cornerback • 6-1 • 180 • Fr.
Nashville, Tenn. • Ensworth HS

HIGH SCHOOL

All-region honoree as a junior in 2020, making 39 tackles and adding two interceptions...Won state championships in track & field in the 300m hurdles, 200m dash, and long jump.

PERSONAL

Full name is Roland James McGee...Son of Pam McGhee...Has two siblings...Plans to major in engineering.



Don Munnerlyn

17

Wide Receiver • 6-5 • 215 • So.
Columbus, Ohio • Independence HS/Rutgers

2023

Transferred to Toledo from Rutgers in the spring of 2023.

2021-22 AT RUTGERS

Appeared in two games in 2021 but did not record any receptions...Missed most of 2021 season with an injury.

HIGH SCHOOL

Three-star prospect, according to 247 Sports...Caught 42 passes for 935 yards and 14 touchdowns...As a junior in 2019, caught 19 passes for 409 yards and six touchdowns...Also played basketball and track.

PERSONAL

Full name is Shawn Munnerlyn...Son of Liatrice Bradley...University studies major.



Blake Nelson

89

Tight End • 6-3 • 252 • So.
West Bloomfield, Mich. • Walled Lake Central/
Louisville/Texas A&M Commerce

2022

Played at Texas A&M Commerce...Did not see game action.

2021

Played at Louisville...Did not see game action.

HIGH SCHOOL

Played tight end at Walled Lake Central High School...All-state in track and field...Also played basketball...High school coach was Joshua Perusse.

PERSONAL

Full name is Blake Thomas Nelson...Parents are Tracey and Roy Nelson...Has four siblings...Plans to major is business administration.



David Nwaogwugwu 78

Offensive Lineman • 6-5 • 301 • Sr.
Bronx, N.Y. • DeWitt Clinton HS / Rutgers

2023

Transferred to Toledo from Rutgers in the spring of 2023.

2021-22 AT RUTGERS

Played in three games in 2022...Appeared in five games in 2021, including the TaxSlayer Gator Bowl vs. No. 20 Wake Forest.

2018-20 AT TEMPLE

Appeared in four games in 2020, making two starts...Played in six games in 2019...Earned American Athletic Conference All-Academic Team honors as a redshirt freshman...Redshirted in 2018 and retained freshman eligibility.

HIGH SCHOOL

Three-star recruit, according to 247 Sports...Four-year letter-winner...42 tackles, 28 TFLs, and four sacks to earn first team all-city honors as a senior...Tallied 48 tackles, 17 TFLs, and two sacks as a junior.

PERSONAL

Parents are Joy and Obidma Nwaogwugwu...Last name is pronounced wuh-GOO-goo...Has two brothers and one sister...Born in Nigeria...Received his bachelor's degree from Rutgers...University studies major at Toledo.



Rod Orr 70

Offensive Lineman • 6-6 • 315 • So.
Gadsden, Ala. • Gadsden HS / Florida State

2023

Transferred to Toledo from Florida State in the spring of 2023.

2021-22 AT FLORIDA STATE

Did not appear in any games...Redshirted in 2021 and retained freshman eligibility.

HIGH SCHOOL

Four-star recruit and No. 22-ranked offensive tackle in the class of 2021, according to 247 Sports...Earned first-team all-state honors and played in Alabama-Mississippi All-Star Game as a senior.



Kris Pechac 24

Running Back • 5-11 • 210 • Sr.
Bloomington, Ind. • South HS / Indiana

2023

Joined Toledo as a walk-on in the spring of 2023.

2018 (AT INDIANA)

Joined Hoosiers as a walk-on in 2018...Did not see game action...Has not played football since then.

HIGH SCHOOL

Indiana Football Coaches Association junior all-state selection ... Closed his career with 3,293 yards and 45 touchdowns, both of which ranked second in program history...Averaged 6.5 yards per carry...Led Bloomington South to semifinals in playoffs in 2016...Rushed for 2,030 yards and 28 TDs...Totals topped the school's single-season lists...Three-year football letterwinner...Coach was Mo Moriarity.

PERSONAL

Full name is Kristian X. Pechac...Parents are Dr. Sharmaine Pechac and Mike Pechac ... Father is director of football player development and academic enhancement at Indiana...University studies major.



Zach Potter 94

Defensive Line • 6-5 • 275 • Fr.
Franklin, Ohio • Bishop Fenwick HS

HIGH SCHOOL

Named first-team all-conference all-city and all-district as a senior...Second-team All-Ohio.

PERSONAL

Full name is Zachary Adam Potter...Parents are Zach Potter and Vanessa Thompson...Father played baseball in minor leagues...Has two siblings, Landen and Jessalyn... Plans to major is business management.



THE PLAYERS



Liam Quigley

39

Placekicker • 5-9 • 192 • Fr.
Berkeley Heights, N.J. • Governor Livingston HS

HIGH SCHOOL

Two-time first-team all-division honoree...Second-team all-county and third team all-conference as a senior...8-of-14 field goals and hit 95% PATs in his high school career.

PERSONAL

Full name is Liam Micheal Quigley...Son of Jill and Tim Quigley...Anticipated major is business.



Sam Smith Jr.

11

Wide Receiver • 6-4 • 207 • Fr.
Delta, Ohio • Wauseon HS

HIGH SCHOOL

Three-star prospect, according to 247 Sports...Named first-team all-league and second team all-district as a senior...As a junior named second team all-league and second-team all-district...Named honorable-mention all-league as a sophomore...Three-year letterwinner, tallying 98 catches, 2,057 all-purpose yards, and 20 touchdowns...Also lettered four years in track...Member of National Honor Society...High school coach was Shawn Moore.

PERSONAL

Full name is Samuel Eugene Smith Jr...Son of Samuel and Rachel Smith...Has one sister, Paige, and two brothers, Wyatt and Weston...Anticipated major is electrical engineering.



Cole Rhett

74

Offensive Lineman • 6-7 • 318 • Fr.
Columbus, Ohio • Bishop Watterson HS

HIGH SCHOOL

Three-star prospect, according to 247 Sports...Named first team All-CCL as a senior.

PERSONAL

Full name is Cole Michael Rhett...Son of Michael Rhett...Anticipated major is sports management.



Donivon Thomas

86

Tight End • 6-5 • 216 • Fr.
Chattanooga, Tenn. • Brainerd HS

HIGH SCHOOL

Four-year starter...Named all-region and all-district as a senior..., ...35 tackles, 11 tackles for loss, three sacks...200 yards receiving on 23 receptions as a tight end on offense... Named one of Chattanooga Times Free Press' "Dynamite Dozen" as one of the area's top high school players prior to the start of the 2022 season...All-district, all-region, all-region MVP in basketball... All-state in track in the 4x400, taking second place at the state meet...High school football coach was Martels Carter.

PERSONAL

Full name is Donivon Jamylin Thomas...Parents are LaToya Bledsoe and Sirr Thomas...Has two younger sisters...Plans to major in business management.



Laith Shamma

91

Defensive End • 6-6 • 270 • Fr.
Ann Arbor, Mich. • Ann Arbor Huron HS

HIGH SCHOOL

Three-star prospect, according to 247 Sports...Named all-area Dream Team and first team all-conference as a senior.

PERSONAL

Full name is Laith Kyle Shamma...Son of Fayek and Zein Shamma...Has two brothers, Kyce and Taym...Anticipated major is business.



Nicholas Thompson 13

Cornerback • 6-2 • 198 • Fr.
Fort Wayne, Ind. • Bishop Luers HS

HIGH SCHOOL

Three-star prospect, according to 247 Sports...First-team all-conference and all-area cornerback... IFCA Top 50 All-State defensive back...As a senior, recorded 79 tackles and two interceptions on defense while adding 55 receptions, 1,029 yards, and eight touchdowns on offense...Earned all-state honors from the Indiana Football Coaches Association...Also earned four letters in basketball...Football coach was Kyle Lindsay.

PERSONAL

Full name is Nicholas Ramon Thompson...Son of Nylon Thompson and Rakaya Thompson... Has six siblings...Anticipated major is business.



Connor Walendzak 36

Running Back • 5-11 • 210 • Fr.
Perrysburg, Ohio • Perrysburg HS

HIGH SCHOOL

Three-star prospect, according to 247 Sports...Tallied 4,274 rushing yards, 74 total touchdowns, and 673 receiving yards during his high school career...Named first team All-Ohio in 2020, second team All-Ohio in 2021...Toledo Blade Player of the Year and NLL Player of the Year in 2022...Offensive district player of the year in 2021 and 2022...Named first team All-NLL three times in 2020, 2021, and 2022...Earned four letters in football and three in baseball...Member of National Honor Society...High school coaches were Matt Kregel and Dirk Conner.

PERSONAL

Full name is Connor Ryan Walendzak...Son of Christie and Donald Walendzak...Has one sister, Kate...Father played college baseball...Plans to major in biology.



Eric Williams 17

Linebacker • 5-11 • 190 • Fr.
East Liverpool, Ohio • East Liverpool HS

HIGH SCHOOL

All-Ohio Valley Athletic Conference first-team...Recorded 378 tackles and 11 interceptions in his career...High School Coach was Josh Ludwig

PERSONAL

Full name is Eric Xavier James Williams...Parents are Wilma and Francis Williams...Has three siblings, Francis, Howard and Nichelle Williams...Howard Williams plays football at Youngstown State...Earned national honors society and national technical honors society...Anticipated major is cyber security.



Jediyah Willoughby 22

Wide Receiver • 6-1 • 202 • Fr.
Fairburn, Ga. • Langston Hughes HS

HIGH SCHOOL

As a senior, helped Langston Hughes High School to 15-0 record and state championship...45 receptions with 775 yards and 15 touchdowns.

PERSONAL

Full name is Jediyah L. Willoughby...Son of Jessica Willoughby...Has older brother Montravious...Anticipated major is cyber security.



Grant Zimmerly 63

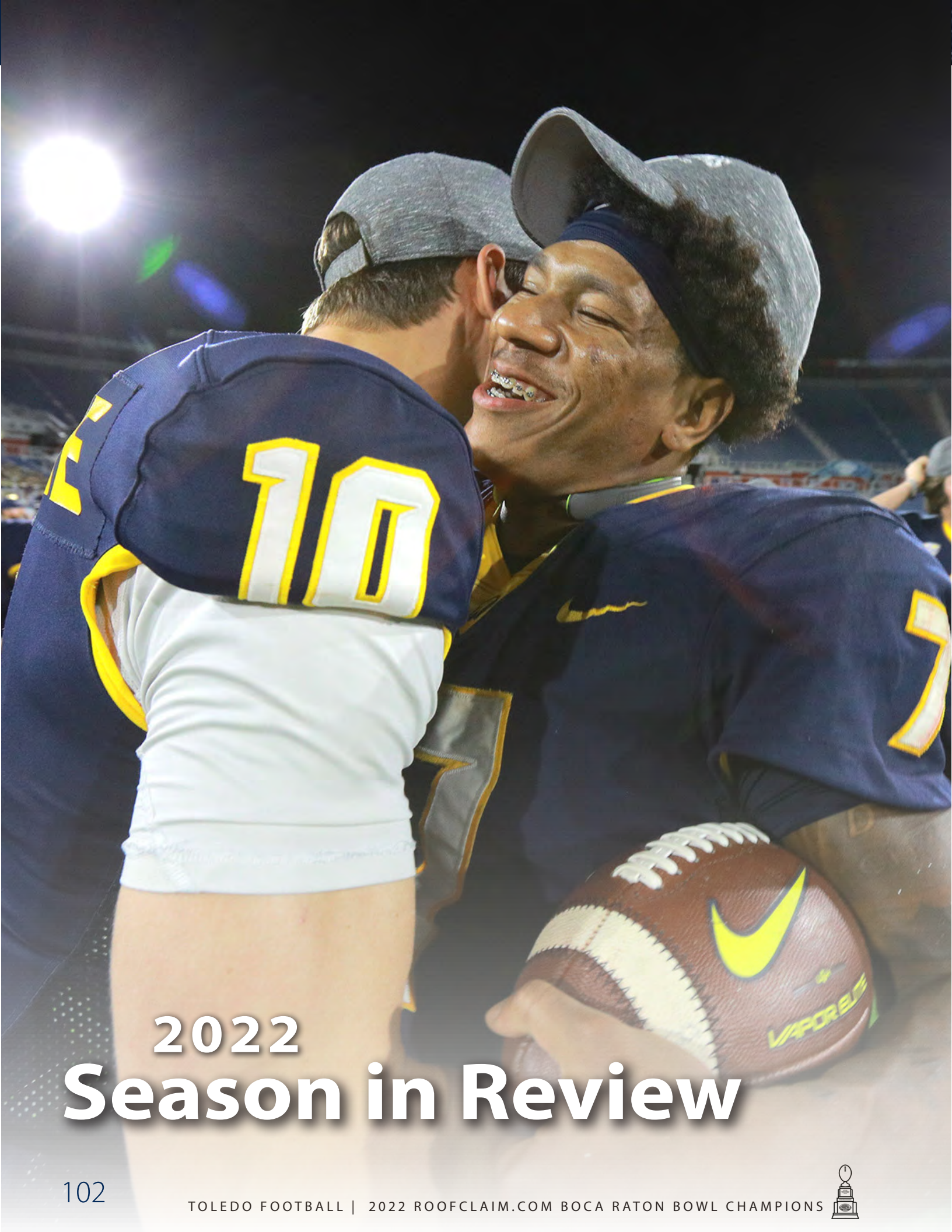
Offensive Lineman • 6-4 • 290 • Fr.
Perrysburg, Ohio • Perrysburg HS

HIGH SCHOOL

Earned second-team all-state honors at Perrysburg High School...Named first team All-NLL and honored as first team all-area player by the Toledo Blade in 2022.

PERSONAL

Full name is Grant Dean Zimmerly...Son of Kara Trombley and Craig Zimmerly...Has one brother, Cade, and one sister, Olivia... Anticipated major is construction technology.



2022 Season in Review





Game #1
Sept. 1 - LIU

Toledo 37, LIU 0



Dallas Gant

- Dequan Finn threw for 216 yards and ran for 64 yards to lead Toledo to a 37-0 victory over Long Island University.
- The Rockets recorded their first shutout since a 45-0 blanking of Murray State in 2019.
- Toledo's defense was virtually impenetrable all night, holding LIU to just 113 yards of total offense. In the first half, the Sharks managed just 36 yards on 28 plays.
- Desjuan Johnson led the way with 3.0 tackles for loss, while Jamal Hines added 1.5 TFLs.
- Linebacker Dallas Gant, playing in his first game as a Rocket after transferring from Ohio State, led Toledo with 11 tackles, broke up a pass and forced a fumble.
- Toledo did not score on its first three possessions, but then scored on four of its next five to take a 20-0 lead into the locker room at halftime.

SCORING RECAP

SCORING	1	2	3	4	E
LIU	0	0	0	0	— 0
Toledo	3	17	0	17	— 37

1st Quarter

1:23 TOLEDO - #17 T.Cluckey 43 yd FG, 7-14, 02:29

2nd Quarter

10:01 TOLEDO - #17 T.Cluckey 27 yd FG, 9-35, 04:04

5:22 TOLEDO - #9 J.Turner 69 yd pass from #7 D.Finn (#17 T.Cluckey kick), 2-69, 00:38

1:02 TOLEDO - #7 D.Finn 7 yd rush (#17 T.Cluckey kick), 6-50, 01:53

3rd Quarter

No scoring

4th Quarter

13:17 TOLEDO - #17 T.Cluckey 30 yd FG, 11-36, 03:16

10:21 TOLEDO - #1 J.Newton 40 yd pass from #7 D.Finn (#17 T.Cluckey kick), 4-81, 01:04

1:17 TOLEDO - #25 J.Lowe 29 yd rush (#17 T.Cluckey kick), 2-32, 00:35

Attendance: 21,291

Team Statistics

Statistic	LIU	TOL
FIRST DOWNS	7	21
Rushing (Net)	45	226
Avg. Per Rush	1.3	4.9
Rushing TDs	0	2
PASSING (Net)	68	211
Comp.-Att.-Int.	14-26-1	22-29-1
TDs	0	2
TOTAL OFFENSE	113	437
Plays	60	75
Avg. / Play	1.9	5.8
Fumbles - Lost	3-0	0-0
Penalties - Yds.	10-54	9-74
Punts - Yds.	11-413	5-215
Avg. / Punt	37.5	43.0
Punt Returns-Yds.-TDs	0-0-0	4-34-0
Kickoff: Total - Yds. - TDs	1-10-0	1-30-0
Kickoff: Avg. / Return	10.0	30.0
INT: Total - Yds. - TDs	1-0-0	1-11-0
Poss. Time	29:52	30:08
3rd. Down Conv.	3-17	4-15
4th. Down Conversions	0-1	2-3
Red-Zone TDs	0-0	1-4
Sacks: Total - Yds.	1-6	2-11
PAT	0-0	4-4
Field Goals	0-0	3-3





Game #2
Sept. 10 - UMass

Toledo 55, UMass 10



Dequan Finn

- Dequan Finn threw for a touchdown and ran for two more as Toledo cruised to a 55-10 victory over UMass.
- Finn completed 12-of-26 passes for 177 yards and added a team-best 74 yards rushing to lead the offense.
- Sophomore Peny Boone added a pair of short yardage touchdowns in the first half, helping the Rockets jump out to a 28-0 lead early in the second quarter.
- Toledo's defense was dominant for the second week in a row, holding UMass to just 253 yards of total offense, including just 48 yards through the air.
- Linebacker Dallas Gant, outside linebacker Jamal Hines and linebacker Rourke Freeburg led the Rockets with nine tackles apiece.
- Defensive tackle Desjuan Johnson had six tackles and 1.5 tackles for loss.

SCORING RECAP

SCORING	1	2	3	4	F
UMass	0	7	0	3	— 10
Toledo	14	14	17	10	— 55

1st Quarter

9:49 TOLEDO - #33 P.Boone 2 yd rush (#17 T.Cluckey kick), 8-41, 03:15
 6:01 TOLEDO - #7 D.Finn 21 yd rush (#17 T.Cluckey kick), 6-64, 02:00

2nd Quarter

14:08 TOLEDO - #33 P.Boone 3 yd rush (#17 T.Cluckey kick), 11-64, 04:00
 10:54 TOLEDO - #8 D.Maddox 11 yd pass from #7 D.Finn (#17 T.Cluckey kick), 3-40, 01:09
 0:07 UMass - #84 I.Holiness 1 yd rush (#91 C.Carson kick), 11-59, 05:29

3rd Quarter

12:53 TOLEDO - #7 D.Finn 15 yd rush (#17 T.Cluckey kick), 6-75, 02:07
 10:29 TOLEDO - #21 J.Stuart 26 yd rush (#17 T.Cluckey kick), 2-80, 00:36
 5:09 TOLEDO - #17 T.Cluckey 43 yd FG, 4--2, 01:30

4th Quarter

14:46 TOLEDO - #17 T.Cluckey 27 yd FG, 9-70, 04:18
 9:03 TOLEDO - #32 W.Shaw III 5 yd rush (#17 T.Cluckey kick), 8-63, 04:00
 0:23 UMass - #91 C.Carson 24 yd FG, 19-69, 08:40

Attendance: 20,147

Team Statistics

Statistic	UMASS	TOL
FIRST DOWNS	13	27
Rushing (Net)	205	234
Avg. Per Rush	3.8	6.3
Rushing TDs	1	6
PASSING (Net)	48	177
Comp.-Att.-Int.	7-17-0	12-26-0
TDs	0	1
TOTAL OFFENSE	253	411
Plays	71	63
Avg. / Play	3.6	6.5
Fumbles - Lost	2-1	2-0
Penalties - Yds.	14-133	4-38
Punts - Yds.	8-270	2-75
Avg. / Punt	33.8	37.5
Punt Returns-Yds.-TDs	0-0-0	2-16-0
Kickoff: Total - Yds. - TDs	6-116-0	2-3-0
Kickoff: Avg. / Return	19.3	1.5
INT: Total - Yds. - TDs	0-0-0	0-0-0
Poss. Time	35:18	24:42
3rd. Down Conv.	7-21	5-11
4th. Down Conversions	3-4	2-2
Red-Zone TDs	1-2	5-6
Sacks: Total - Yds.	1-2	0-0
PAT	1-1	7-7
Field Goals	1-1	2-2





Game #3
Sept. 17 - Ohio State

Ohio State 77, Toledo 21



Thomas Zsiros

- Dequan Finn threw for 153 yards and two touchdowns while adding 70 yards and another score on the ground but it wasn't enough as Toledo fell to No. 3 Ohio State.
- Finn threw for a 50-yard touchdown in the first quarter to redshirt freshman Thomas Zsiros to tie the score at 7-7. He later ran for a 23-yard score to cut the Buckeye margin to 28-14 early in the second quarter.
- Finn threw another 40-yard touchdown in the third quarter to trim the Buckeye lead to 49-21 with 10:23 to play in the third quarter.
- Finn's heroics were matched and then some by a dynamic Ohio State offense. The Buckeyes scored on seven straight possessions before being forced to punt midway through the third quarter.
- Toledo's defense was led by Dyontae Johnson (10 tackles) and Maxen Hook (nine tackles).

SCORING RECAP

SCORING	1	2	3	4	F
Toledo	7	7	7	0	- 21
Ohio State	28	14	14	21	- 77

1st Quarter

11:11 OSU - #32 T.Henderson 7 yd rush (#95 N.Ruggles kick), 8-82, 03:45
 10:25 TOL - #84 T.Zsiros 50 yd pass from #7 D.Finn (#17 T.Cluckey kick), 4-75, 00:46
 7:52 OSU - #18 M.Harrison Jr. 8 yd pass from #7 C.Stroud (#95 N.Ruggles kick), 6-75, 02:33
 4:29 OSU - #2 E.Egbuka 3 yd rush (#95 N.Ruggles kick), 5-59, 01:59
 0:10 OSU - #4 J.Fleming 5 yd pass from #7 C.Stroud (#95 N.Ruggles kick), 7-71, 02:58

2nd Quarter

10:41 TOL - #7 D.Finn 23 yd rush (#17 T.Cluckey kick), 11-75, 04:29
 7:16 OSU - #18 M.Harrison Jr. 7 yd pass from #7 C.Stroud (#95 N.Ruggles kick), 7-75, 03:25
 0:47 OSU - #4 J.Fleming 11 yd pass from #7 C.Stroud (#95 N.Ruggles kick), 9-89, 04:37

3rd Quarter

13:08 OSU - #34 M.Rossi 1 yd rush (#95 N.Ruggles kick), 4-48, 01:24
 10:23 TOL - #1 J.Newton 40 yd pass from #7 D.Finn (#17 T.Cluckey kick), 6-75, 02:45
 5:06 OSU - #2 E.Egbuka 7 yd pass from #7 C.Stroud (#95 N.Ruggles kick), 4-39, 01:30

4th Quarter

13:49 OSU - #5 D.Hayden 1 yd rush (#95 N.Ruggles kick), 11-68, 04:59
 11:45 OSU - #9 J.Ballard 72 yd pass from #6 K.McCord (#95 N.Ruggles kick), 2-74, 00:43
 7:08 OSU - #28 T.Caffey 49 yd rush (#95 N.Ruggles kick), 3-45, 01:35

Attendance: 105,398

Team Statistics

Statistic	TOL	OSU
FIRST DOWNS	13	36
Rushing (Net)	124	281
Avg. Per Rush	3.8	6.4
Rushing TDs	1	5
PASSING (Net)	183	482
Comp.-Att.-Int.	12-23-1	27-34-0
TDs	2	6
TOTAL OFFENSE	307	763
Plays	56	78
Avg. / Play	5.5	9.8
Fumbles - Lost	1-1	0-0
Penalties - Yds.	4-23	1-5
Punts - Yds.	7-295	1-37
Avg. / Punt	42.1	37.0
Punt Returns-Yds.-TDs	0-0-0	2-24-0
Kickoff: Total - Yds. - TDs	0-0-0	1-17-0
Kickoff: Avg. / Return	0.0	17.0
INT: Total - Yds. - TDs	0-0-0	1-8-0
Poss. Time	24:34	35:26
3rd. Down Conv.	4-13	11-13
4th. Down Conversions	1-2	1-1
Red-Zone TDs	0-0	9-9
Sacks: Total - Yds.	0-0	3-17
PAT	3-3	11-11
Field Goals	0-0	0-0





Game #4
Sept. 24 - San Diego St.

San Diego State 17, Toledo 14



Maxen Hook

- Toledo's fourth-quarter comeback bid fell just short against San Diego State.
- Toledo trailed 10-0 entering the fourth quarter, but scored two touchdowns in the closing minutes to take a 14-10 lead with 2:56 to play.
- San Diego State put together one final drive, however, and scored the game-winning touchdown with 41 seconds remaining. An interception on their final play squashed any possibility of the Rockets completing the comeback.
- Dequan Finn threw for 240 yards and a touchdown while rushing for 44 yards and one score.
- Wide receivers DeMeer Blankumsee (eight catches, 112 yards) and Devin Maddox (six catches, 43 yards) were Finn's favorite targets.
- Safety Maxen Hook tallied a game-high 10 tackles, including two TFL and one sack.

SCORING RECAP

SCORING	1	2	3	4	F
Toledo	0	0	0	14	- 14
San Diego State	0	7	3	7	- 17

1st Quarter
No scoring

2nd Quarter
14:09 SDSU - #15 J.Byrd 43 yd rush (#13 J.Browning kick), 2-80, 00:42

3rd Quarter
0:12 SDSU - #13 J.Browning 50 yd FG, 6-17, 02:49

4th Quarter
7:54 TOL - #9 J.Turner 11 yd pass from #7 D.Finn (#17 T.Cluckey kick), 12-73, 05:06
2:56 TOL - #7 D.Finn 1 yd rush (#17 T.Cluckey kick), 8-93, 03:13
0:41 SDSU - #15 J.Byrd 1 yd rush (#13 J.Browning kick), 9-67, 02:10

Attendance: 27,108

Team Statistics

Statistic	TOL	SDSU
FIRST DOWNS	24	14
Rushing (Net)	122	217
Avg. Per Rush	3.6	6.6
Rushing TDs	1	2
PASSING (Net)	254	65
Comp.-Att.-Int.	22-40-3	13-24-1
TDs	1	0
TOTAL OFFENSE	376	282
Plays	74	57
Avg. / Play	5.1	4.9
Fumbles - Lost	1-1	0-0
Penalties - Yds.	6-53	11-103
Punts - Yds.	6-245	9-364
Avg. / Punt	40.8	37.8
Punt Returns-Yds.-TDs	2-24-0	2-13-0
Kickoff: Total - Yds. - TDs	2-35-0	3-76-0
Kickoff: Avg. / Return	17.5	25.3
INT: Total - Yds. - TDs	0-0-0	1-2-0
Poss. Time	31:47	28:13
3rd. Down Conv.	6-13	1-12
4th. Down Conversions	0-0	0-0
Red-Zone TDs	2-4	1-1
Sacks: Total - Yds.	1-8	2-9
PAT	2-2	2-2
Field Goals	0-1	1-1





Game #5
Oct. 1 - CMU

Toledo 38, Central Michigan 17



DeMeer Blankumsee

- Dequan Finn threw for 186 yards and two touchdowns and the Rockets' defense forced three turnovers to lead Toledo to a 38-17 victory over Central Michigan on Homecoming.
- Finn threw for a pair of scores in the first half as the Rockets rolled to a 31-3 lead at halftime.
- Toledo's defense snuffed out the Chippewas' rally in the second half, forcing two fumbles and stopping CMU on downs late in the game to help lead UT to the win.
- Toledo outgained CMU, 447-285, and held its opponent to just 33 rushing yards.
- The Rockets rushed for a season-high 261 yards and were led by career-high 112 yards from Jacquiez Stuart.
- DeMeer Blankumsee led the receivers with five receptions for 106 yards.
- Linebacker Dallas Gant led Toledo with a career-high 13 tackles, the third time this season he led the team in tackles.

SCORING RECAP

SCORING	1	2	3	4	F
Central Michigan	3	0	8	6	- 17
Toledo	3	28	0	7	- 38

1st Quarter

10:04 CMU - #64 M.Meeder 42 yd FG, 10-37, 04:48
6:47 TOLEDO - #17 T.Cluckey 45 yd FG, 8-39, 03:17

2nd Quarter

14:56 TOLEDO - #9 J.Turner 1 yd pass from #7 D.Finn (#17 T.Cluckey kick), 5-55, 01:15
13:24 TOLEDO - #3 M.Kelly 2 yd rush (#17 T.Cluckey kick), 3-7, 00:58
7:16 TOLEDO - #0 D.Blankumsee 11 yd pass from #7 D.Finn (#17 T.Cluckey kick), 9-75, 04:11
1:59 TOLEDO - #21 J.Stuart 4 yd rush (#17 T.Cluckey kick), 7-57, 03:39

3rd Quarter

9:32 CMU - #25 N.Koenigsknecht 47 yd pass from #10 D.Richardson (#25 N.Koenigsknecht pass from #10 D.Richardson), 7-75, 02:48

4th Quarter

12:35 CMU - #83 J.Wilson 18 yd pass from #10 D.Richardson (#64 M.Meeder kick missed), 3-29, 01:07
5:36 TOLEDO - #84 T.Zsiros 0 yd rush (#17 T.Cluckey kick), 3-40, 00:51

Attendance: 22,273

Team Statistics

Statistic	CMU	TOL
FIRST DOWNS	14	21
Rushing (Net)	33	261
Avg. Per Rush	1.3	5.2
Rushing TDs	0	3
PASSING (Net)	252	186
Comp.-Att.-Int.	25-46-0	13-23-0
TDs	2	2
TOTAL OFFENSE	285	447
Plays	72	73
Avg. / Play	4.0	6.1
Fumbles - Lost	3-3	3-1
Penalties - Yds.	11-105	10-65
Punts - Yds.	5-232	5-130
Avg. / Punt	46.4	26.0
Punt Returns-Yds.-TDs	2-8-0	2-6-0
Kickoff: Total - Yds. - TDs	4-84-0	0-0-0
Kickoff: Avg. / Return	21.0	0.0
INT: Total - Yds. - TDs	0-0-0	0-0-0
Poss. Time	27:37	32:23
3rd. Down Conv.	7-19	10-20
4th. Down Conversions	3-5	0-0
Red-Zone TDs	1-3	4-5
Sacks: Total - Yds.	1-12	4-21
PAT	0-1	5-5
Field Goals	1-1	1-2





Game #6
Oct. 8 - at NIU

Toledo 52, Northern Illinois 32



Quinyon Mitchell

• Cornerback Quinyon Mitchell grabbed four interceptions, returning two for touchdowns, to lead Toledo to a decisive 52-32 victory over Northern Illinois.

• Mitchell returned two of his three first-half interceptions for touchdowns as Toledo bolted out to a 35-7 lead at the break. He snuffed out a potential NIU touchdown with 16 seconds left by grabbing his third pick of the half in the NIU end zone on a pass from the three-yard line.

• The four interceptions were the first four of Mitchell's career, tied the school record set back in 1950, and was the first time a Rocket had two pick-sixes in one game.

• In addition to Mitchell's heroics, Toledo had a dominating performance on offense. Sophomore quarterback Dequan Finn completed 13-of-19 passes for 167 yards and three touchdowns. Sophomore Jerjuan Newton led the receiving corps with five catches for 89 yards and a career-best two touchdowns.

SCORING RECAP

SCORING	1	2	3	4	F
Toledo	21	14	10	7	- 52
Northern Illinois	7	0	0	25	- 32

1st Quarter

11:56 TOL - #1 J.Newton 4 yd pass from #7 D.Finn (#17 T.Cluckey kick), 8-69, 02:59
 1st 11:22 TOL - #27 Q.Mitchell 25 yd interception return (#17 T.Cluckey kick), 00:34
 1st 04:57 NIU - #5 J.Lynch 15 yd rush (#39 J.Richardson kick), 10-69, 06:18
 1st 03:46 TOL - #1 J.Newton 11 yd pass from #7 D.Finn (#17 T.Cluckey kick), 4-73, 01:05

2nd Quarter

13:57 TOL - #21 J.Stuart 1 yd rush (#17 T.Cluckey kick), 9-70, 02:45
 2nd 03:27 TOL - #27 Q.Mitchell 20 yd interception return (#17 T.Cluckey kick), 00:32

3rd Quarter

07:03 TOL - #17 T.Cluckey 33 yd FG, 8-40, 03:37
 3rd 03:45 TOL - #9 J.Turner 15 yd pass from #4 T.Gleason (#17 T.Cluckey kick), 6-60, 01:41

4th Quarter

14:56 NIU - #1 A.Brown 5 yd rush (#83 L.Soraghan pass from #2 E.Hampton), 8-75, 03:49
 4th 10:03 NIU - #39 J.Richardson 46 yd FG, 9-22, 04:49
 4th 06:20 NIU - #11 M.Travis 3 yd pass from #2 E.Hampton (#60 E.Buss rush failed), 10-52, 03:38
 4th 04:02 TOL - #40 L.Kuhl 8 yd pass from #7 D.Finn (#17 T.Cluckey kick), 7-40, 02:16
 4th 00:48 NIU - #47 D.Cassens 4 yd pass from #2 E.Hampton (#30 H.Waylee rush), 12-75, 03:08

Attendance: 12,682

108

Team Statistics

Statistic	TOL	NIU
FIRST DOWNS	22	29
Rushing (Net)	159	140
Avg. Per Rush	4.4	3.4
Rushing TDs	1	2
PASSING (Net)	190	284
Comp.-Att.-Int.	15-21-0	30-49-4
TDs	4	2
TOTAL OFFENSE	349	424
Plays	57	90
Avg. / Play	6.1	4.7
Fumbles - Lost	1-0	1-0
Penalties - Yds.	5-25	5-61
Punts - Yds.	2-82	4-144
Avg. / Punt	41.0	36.0
Punt Returns-Yds.-TDs	1-0-0	0-0-0
Kickoff: Total - Yds. - TDs	2-31-0	5-91-0
Kickoff: Avg. / Return	15.5	18.2
INT: Total - Yds. - TDs	4-45-2	0-0-0
Poss. Time	22:01	37:59
3rd. Down Conv.	3-9	8-17
4th. Down Conversions	2-2	2-2
Red-Zone TDs	6-6	4-5
Sacks: Total - Yds.	2-11	2-12
PAT	7-7	1-1
Field Goals	1-1	1-1





Game #7
Oct. 15 - vs. Kent State

Toledo 52, Kent State 31



Dequan Finn

SCORING RECAP

SCORING	1	2	3	4	F
Kent State	21	10	0	0	- 31
Toledo	7	21	10	14	- 52

1st Quarter

12:56 KENTST - #1 M.Cooper 3 yd rush (#60 A.Glass kick), 6-53, 01:51
 09:56 KENTST - #19 C.Schlee 12 yd rush (#60 A.Glass kick), 6-76, 01:39
 09:40 KENTST - #1 M.Cooper 19 yd rush (#60 A.Glass kick), 1-19, 00:05
 07:18 TOLEDO - #7 D.Finn 27 yd rush (#17 T.Cluckey kick), 5-43, 02:14

2nd Quarter

14:56 KENTST - #19 C.Schlee 10 yd rush (#60 A.Glass kick), 7-58, 03:34
 2nd 12:34 TOLEDO - #8 D.Maddox 27 yd pass from #7 D.Finn (#17 T.Cluckey kick), 8-75, 02:22
 2nd 06:21 TOLEDO - #1 J.Newton 36 yd pass from #7 D.Finn (#17 T.Cluckey kick), 7-85, 03:02
 2nd 03:52 TOLEDO - #14 M.Barkley 39 yd pass from #7 D.Finn (#17 T.Cluckey kick), 5-52, 02:04
 2nd 00:00 KENTST - #60 A.Glass 20 yd FG, 12-62, 03:48

3rd Quarter

08:43 TOLEDO - #17 T.Cluckey 43 yd FG, 7-20, 02:33
 3rd 00:38 TOLEDO - #9 J.Turner 7 yd pass from #7 D.Finn (#17 T.Cluckey kick), 11-80, 04:47

4th Quarter

13:11 TOLEDO - #1 J.Newton 41 yd pass from #7 D.Finn (#17 T.Cluckey kick), 3-70, 01:17
 4th 07:39 TOLEDO - #14 M.Barkley 8 yd pass from #7 D.Finn (#17 T.Cluckey kick), 8-48, 04:26

Attendance: 19,139

- Quarterback Dequan Finn threw a career-best six touchdown passes to four different receivers to rally Toledo from a 21-point deficit and lead the Rockets to a 52-31 victory over Kent State.

- Finn's six TD passes tied a school record that is shared by Bruce Gradkowski (twice, 2003 and 2004) and Logan Woodside (2017). Finn also rushed for a score, which set a Toledo record for seven touchdowns accounted for in one game.

- Toledo's 21-point comeback tied for the third-largest comeback in school history. The largest was a 24-point turnaround in a 32-31 win over Western Carolina in 1975.

- Toledo trailed 21-0 barely five minutes into the game before Finn and the Rockets began their rally. Finn ran for a 27-yard TD in the first quarter, then threw for touchdown passes of 27, 36 and 39 yards in the second quarter to tie the score at 28-28. In the second half, Finn threw for scores of seven, 41 and eight yards. He also ran for 87 yards on 14 attempts.

Team Statistics

Statistic	KSU	TOL
FIRST DOWNS	23	27
Rushing (Net)	231	227
Avg. Per Rush	5.0	4.6
Rushing TDs	4	1
PASSING (Net)	162	258
Comp.-Att.-Int.	13-26-1	16-22-0
TDs	0	6
TOTAL OFFENSE	393	490
Plays	72	71
Avg. / Play	5.5	6.9
Fumbles - Lost	1-0	3-1
Penalties - Yds.	6-55	5-35
Punts - Yds.	5-170	3-133
Avg. / Punt	34.0	44.3
Punt Returns-Yds.-TDs	0-0-0	1-0-0
Kickoff: Total - Yds. - TDs	7-165-0	4-73-0
Kickoff: Avg. / Return	23.6	18.2
INT: Total - Yds. - TDs	0-0-0	1-0-0
Poss. Time	26:41	33:19
3rd. Down Conv.	5-14	7-12
4th. Down Conversions	0-1	1-1
Red-Zone TDs	5-7	3-3
Sacks: Total - Yds.	1-11	1-9
PAT	4-4	7-7
Field Goals	1-2	1-1





Game #8
Oct. 22 - at Buffalo

Buffalo 34, Toledo 27



Dyontae Johnson

- Sophomore quarterback Dequan Finn ran for two touchdowns and threw for another but he was not able to rally Toledo into the end zone in its final drive as the Rockets fell to Buffalo, 34-27, in the battle of the MAC's division leaders.
- Finn completed 25-of-47 passes for 240 yards, and rushed for 66 yards and one score. With time running out and the Rockets trailing by a touchdown, Finn moved the Rockets to the UB 22-yard line for one final play with three seconds left. Finn's desperation pass toward the end zone was intercepted.
- Finn threw for one TD and ran for another as Toledo built a 20-7 halftime lead. Buffalo's only score in the first half came on a 72-yard return on a fumble recovery. The Rockets increased the lead to 27-10 in the third quarter before the tide turned in Buffalo's favor in the final 15 minutes.
- Toledo's defense held Buffalo to just 99 yards in the first half. All three of the Bulls' offensive touchdowns came in the fourth quarter.

SCORING RECAP

SCORING	1	2	3	4	F
Toledo	7	13	7	0	- 27
Buffalo	0	7	3	24	- 34

1st Quarter

02:14 TOL - #9 J.Turner 26 yd pass from #7 D.Finn (#17 T.Cluckey kick), 6-44, 02:44

2nd Quarter

11:50 TOL - #17 T.Cluckey 39 yd FG, 10-28, 03:42
11:50 BUF - #11 J.Muse 72 yd fumble return (#16 A.McNulty kick), 00:00
11:50 TOL - #7 D.Finn 17 yd rush (#17 T.Cluckey kick), 8-75, 00:00
11:50 TOL - #17 T.Cluckey 23 yd FG, 12-49, 00:00

3rd Quarter

11:31 BUF - #16 A.McNulty 40 yd FG, 6-63, 03:23
06:09 TOL - #7 D.Finn 3 yd rush (#17 T.Cluckey kick), 8-42, 02:38

4th Quarter

13:13 BUF - #15 C.Snyder 5 yd rush (#16 A.McNulty kick), 8-64, 02:17
09:35 BUF - #18 J.Gassett 32 yd pass from #15 C.Snyder (#16 A.McNulty kick), 6-80, 02:10
08:06 BUF - #2 R.Cook 30 yd rush (#16 A.McNulty kick), 4-43, 01:21
00:47 BUF - #16 A.McNulty 42 yd FG, 7-15, 02:27

Attendance: 14,190

Team Statistics

Statistic	TOL	UB
FIRST DOWNS	22	19
Rushing (Net)	198	153
Avg. Per Rush	5.2	4.0
Rushing TDs	2	2
PASSING (Net)	240	245
Comp.-Att.-Int.	25-48-4	22-39-0
TDs	1	1
TOTAL OFFENSE	438	398
Plays	86	77
Avg. / Play	5.1	5.2
Fumbles - Lost	2-2	1-1
Penalties - Yds.	5-30	4-35
Punts - Yds.	3-153	4-141
Avg. / Punt	51.0	35.2
Punt Returns-Yds.-TDs	2-65-0	0-0-0
Kickoff: Total - Yds. - TDs	2-33-0	4-75-0
Kickoff: Avg. / Return	16.5	18.8
INT: Total - Yds. - TDs	0-0-0	4-29-0
Poss. Time	32:57	27:03
3rd. Down Conv.	6-18	5-16
4th. Down Conversions	3-5	0-3
Red-Zone TDs	4-4	1-1
Sacks: Total - Yds.	3-27	1-10
PAT	3-3	4-4
Field Goals	2-2	2-3





Game #9
Oct. 29 - at EMU **Toledo 27, Eastern Michigan 24**



Tucker Gleason

- Redshirt freshman quarterback Tucker Gleason threw for 238 yards and three touchdowns, including the game-winner late in the fourth quarter, in Toledo's 27-24 win at EMU.
- The victory moved the Rockets to 6-3 and 4-1 in the MAC, strengthening their grip on the West Division and made them bowl eligible for the 13th straight season.
- Toledo trailed 24-17 entering the fourth quarter and grabbed the lead for the first time with 2:09 left in the game. Following an EMU punt with 6:48 remaining, Gleason led the Rockets down the field on a 12-play, 74-yard drive, the biggest being a 36-yard completion to Devin Maddox on fourth-and-10. On the next play Gleason hit tight end Lennard Kuhl for a one-yard TD pass to put Toledo on top, 27-24.
- The Toledo defense stood tall in the final minutes of the game, stopping Eastern Michigan on downs and forcing a game-winning interception on the final play of the game to seal the win.

SCORING RECAP

SCORING	1	2	3	4	F
Toledo	0	10	7	10	- 27
Eastern Michigan	7	10	7	0	- 24

1st Quarter

03:35 EMU - #22 S.Evans 3 yd rush (#35 J.Gomez kick), 11-61, 06:12

2nd Quarter

14:57 TOL - #29 L.Pawlak 27 yd FG, 8-56, 03:38 3-7
 2nd 07:51 EMU - #35 J.Gomez 34 yd FG, 11-54, 07:00
 2nd 06:12 TOL - #14 M.Barkley 14 yd pass from #4 T.Gleason (#29 L.Pawlak kick), 5-75, 01:39
 2nd 00:30 EMU - #22 S.Evans 1 yd rush (#35 J.Gomez kick), 3-5, 01:14

3rd Quarter

11:43 TOL - #1 J.Newton 35 yd pass from #4 T.Gleason (#29 L.Pawlak kick), 7-75, 03:17
 03:17 EMU - #22 S.Evans 11 yd rush (#35 J.Gomez kick), 10-65, 04:38

4th Quarter

13:37 TOL - #29 L.Pawlak 44 yd FG, 11-52, 04:35
 02:09 TOL - #40 L.Kuhl 1 yd pass from #4 T.Gleason (#29 L.Pawlak kick), 12-74, 04:39

Attendance: 14,270

Team Statistics

Statistic	TOL	EMU
FIRST DOWNS	20	17
Rushing (Net)	136	118
Avg. Per Rush	3.9	2.6
Rushing TDs	0	3
PASSING (Net)	238	99
Comp.-Att.-Int.	15-27-0	13-24-1
TDs	3	0
TOTAL OFFENSE	374	217
Plays	62	69
Avg. / Play	6.0	3.1
Fumbles - Lost	3-2	0-0
Penalties - Yds.	10-105	8-72
Punts - Yds.	3-91	6-240
Avg. / Punt	30.3	40.0
Punt Returns-Yds.-TDs	4-20-0	0-0-0
Kickoff: Total - Yds. - TDs	1-21-0	4-94-0
Kickoff: Avg. / Return	21.0	23.5
INT: Total - Yds. - TDs	0-0-0	4-29-0
Poss. Time	23:53	36:07
3rd. Down Conv.	5-12	7-16
4th. Down Conversions	1-2	1-2
Red-Zone TDs	4-4	4-4
Sacks: Total - Yds.	3-25	1-6
PAT	3-3	3-3
Field Goals	2-2	1-1





Game #10
Nov. 8 - Ball St.

Toledo 28, Ball State 21



Dequan Finn

- Dequan Finn threw for three touchdowns, including the game-winner with 1:18 left to lead Toledo to a 28-21 victory.
- Safety Maxen Hook sealed the victory with an interception in the waning seconds of the game.
- The win clinched at least a share of the MAC West Division crown for Toledo.
- Finn, who missed Toledo's most recent game due to an injury, completed 21-of-38 passes for 301 yards. He also threw TD passes to Jerjuan Newton and Devin Maddox in the first half.
- Newton led the Rockets with a career-high seven receptions for 94 yards.
- Micah Kelly paced the running attack with a career-high 85 yards.
- Toledo's defense put in another outstanding performance, holding Ball State to just 281 yards of total offense, including just 94 passing yards.

SCORING RECAP

SCORING	1	2	3	4	F
Ball State	7	7	7	0	- 21
Toledo	7	7	7	7	- 28

1st Quarter

6:50 TOLEDO - #1 J.Newton 8 yd pass from #7 D.Finn (#17 T.Cluckey kick), 12-80, 04:51 0-7
 0:20 BALLST - #33 C.Steele 9 yd rush (#14 B.VonGunten kick), 6-52, 02:16 7-7

2nd Quarter

10:09 BALLST - #33 C.Steele 38 yd rush (#14 B.VonGunten kick), 3-47, 01:24 14-7
 8:51 TOLEDO - #8 D.Maddox 48 yd pass from #7 D.Finn (#17 T.Cluckey kick), 4-75, 01:18 14-14

3rd Quarter

12:32 BALLST - #33 C.Steele 34 yd rush (#14 B.VonGunten kick), 3-66, 00:56 21-14
 9:48 TOLEDO - #33 P.Boone 3 yd rush (#17 T.Cluckey kick), 8-75, 02:44 21-21

4th Quarter

4th 01:18 TOLEDO - #9 J.Turner 8 yd pass from #7 D.Finn (#17 T.Cluckey kick), 7-50, 02:06 21-28

Attendance: 14,462

Team Statistics

Statistic	BSU	TOL
FIRST DOWNS	16	24
Rushing (Net)	187	136
Avg. Per Rush	4.8	3.2
Rushing TDs	3	1
PASSING (Net)	94	301
Comp.-Att.-Int.	13-35-1	21-38-1
TDs	0	3
TOTAL OFFENSE	281	437
Plays	74	81
Avg. / Play	3.8	5.4
Fumbles - Lost	0-0	1-0
Penalties - Yds.	6-75	10-105
Punts - Yds.	12-478	10-363
Avg. / Punt	39.8	36.3
Punt Returns-Yds.-TDs	1-0-0	2-8-0
Kickoff: Total - Yds. - TDs	2-32-0	1-13-0
Kickoff: Avg. / Return	16.0	13.0
INT: Total - Yds. - TDs	1-0-0	1-16-0
Poss. Time	29:40	30:20
3rd. Down Conv.	5-20	7-19
4th. Down Conversions	0-1	0-0
Red-Zone TDs	1-1	3-3
Sacks: Total - Yds.	2-18	5-39
PAT	3-3	4-4
Field Goals	0-0	0-1





Game #11
Nov. 15 - BGSU

Bowling Green 42, Toledo 35



Tucker Gleason

SCORING RECAP

SCORING	1	2	3	4	F
Bowling Green	14	7	6	15	- 42
Toledo	0	14	0	21	- 35

1st Quarter

7:41 BGSU - #1 O.Hiliare 25 yd pass from #3 M.McDonald (#93 M.Lawler kick), 4-38, 01:29 7-0
 2:50 BGSU - #89 A.Bench 3 yd pass from #3 M.McDonald (#93 M.Lawler kick), 6-68, 03:03 14-0

2nd Quarter

12:00 BGSU - #32 P.Day 0 yd blocked punt return (#93 M.Lawler kick), 01:19 21-0
 6:20 TOLEDO - #4 T.Gleason 5 yd rush (#17 T.Cluckey kick), 6-15, 01:52 21-7
 1:26 TOLEDO - #3 M.Kelly 4 yd pass from #4 T.Gleason (#17 T.Cluckey kick), 10-64, 03:25 21-14

3rd Quarter

13:37 BGSU - #93 M.Lawler 39 yd FG, 6-59, 01:19 24-14
 5:31 BGSU - #93 M.Lawler 35 yd FG, 9-62, 03:54 27-14

4th Quarter

10:23 TOLEDO - #9 J.Turner 2 yd pass from #4 T.Gleason (#17 T.Cluckey kick), 12-69, 04:41 27-21
 9:20 BGSU - #1 O.Hiliare 59 yd pass from #3 M.McDonald (#93 M.Lawler kick), 3-66, 00:58 34-21
 5:09 TOLEDO - #1 J.Newton 3 yd pass from #4 T.Gleason (#17 T.Cluckey kick), 11-77, 04:06 34-28
 0:51 TOLEDO - #4 T.Gleason 1 yd rush (#17 T.Cluckey kick), 8-85, 01:45 34-35
 0:09 BGSU - #19 T.Keith 42 yd pass from #3 M.McDonald (#19 T.Keith pass from #3 M.McDonald), 6-72, 00:38 42-35

Attendance: 20,027

- Toledo trailed 34-21 with 9:20 remaining, but redshirt freshman quarterback Tucker Gleason rallied his team to a 35-34 lead late in the contest.

- Toledo's jubilation was short-lived, however, as Bowling Green's Matt McDonald hit Ta'ron Keith for a game-winning 42-yard score with nine seconds remaining, giving the Falcons the Battle of I-75 trophy for just the second time in the last 13 meetings between the two rivals.

- Gleason, filling in for an injured Dequan Finn, began the rally by connecting with tight end Jamal Turner to make it a one-score game, 34-28, at the 5:09 mark. Then with 2:36 left in the game, Gleason marched the Rockets down the field on an 85-yard scoring drive that he capped with a one-yard rushing touchdown with 51 seconds left on the clock.

- Gleason completed 22-of-40 passes for 329 yards and three touchdowns while rushing for a career-best 106 yards and two scores.

Team Statistics

Statistic	BGSU	TOL
FIRST DOWNS	14	24
Rushing (Net)	61	153
Avg. Per Rush	2.3	3.4
Rushing TDs	0	2
PASSING (Net)	395	329
Comp.-Att.-Int.	20-36-1	22-40-2
TDs	4	3
TOTAL OFFENSE	456	482
Plays	63	85
Avg. / Play	7.2	5.7
Fumbles - Lost	1-0	1-1
Penalties - Yds.	12-110	5-40
Punts - Yds.	7-243	6-177
Avg. / Punt	34.7	29.5
Punt Returns-Yds.-TDs	1-22-1	1-3-0
Kickoff: Total - Yds. - TDs	5-112-0	4-57-0
Kickoff: Avg. / Return	22.4	14.2
INT: Total - Yds. - TDs	2-4-0	1-12-0
Poss. Time	28:09	31:51
3rd. Down Conv.	6-15	6-17
4th. Down Conversions	0-0	4-4
Red-Zone TDs	1-2	5-6
Sacks: Total - Yds.	4-20	3-20
PAT	4-4	5-5
Field Goals	2-2	0-1





Game #12
Nov. 25 - WMU

Western Michigan 20, Toledo 14



Tucker Gleason

SCORING RECAP

SCORING	1	2	3	4	F
Toledo	0	7	0	7	- 14
Western Michigan	0	10	10	0	- 20

1st Quarter
No scoring

2nd Quarter
11:33 TOL - #4 T.Gleason 2 yd rush (#17 T.Cluckey kick), 6-50, 02:17 7-0
9:16 WMU - #18 K.Lovely 36 yd interception return (#37 P.Domschke kick), 00:13 7-7
0:00 WMU - #37 P.Domschke 33 yd FG, 7-33, 01:03 7-10

3rd Quarter
8:13 WMU - #9 S.Tyler 63 yd rush (#37 P.Domschke kick), 3-69, 01:12 7-17
1:30 WMU - #37 P.Domschke 38 yd FG, 6-37, 01:56 7-20

4th Quarter
5:11 TOL - #0 D.Blankumsee 17 yd pass from #4 T.Gleason (#17 T.Cluckey kick), 4-95, 00:44 14-20

Attendance: 8,645

- The Rockets scored with 5:11 left on a 17-yard touchdown reception by DeMeer Blankumsee to cut WMU's lead to 20-14.
- Toledo had a chance to take a lead but its final two possessions of the game ended with an interception and an incomplete pass on fourth-and-one.
- Dequan Finn (ankle) sat out most of the game in favor of redshirt freshman Tucker Gleason.
- Gleason completed 13-of-38 passes for 200 yards and one touchdown. Devin Maddox and Mikel Barkley both caught four passes.
- Toledo's defense held WMU to just 188 yards of total offense, including 66 in the first half, and had a season-high 12 tackles for loss and six sacks. The Broncos totaled just eight first downs and were also held to just 2-of-20 on third down.
- Toledo forced WMU to punt 14 times, one shy of the school record set vs. CMU in 2018.
- Toledo had a season-high six sacks on the day. Senior lineman Nate Givhan led the way with a career-best two sacks.

Team Statistics

Statistic	TOL	WMU
FIRST DOWNS	16	8
Rushing (Net)	99	134
Avg. Per Rush	3.0	2.9
Rushing TDs	1	1
PASSING (Net)	235	54
Comp.-Att.-Int.	18-49-2	7-21-1
TDs	1	0
TOTAL OFFENSE	334	188
Plays	82	68
Avg. / Play	4.1	2.8
Fumbles - Lost	2-1	1-0
Penalties - Yds.	5-43	7-60
Punts - Yds.	10-320	14-592
Avg. / Punt	31.7	36.6
Punt Returns-Yds.-TDs	6-28-0	1-3-0
Kickoff: Total - Yds. - TDs	1-24-0	2-37-0
Kickoff: Avg. / Return	24.0	18.5
INT: Total - Yds. - TDs	1-6-0	3-45-1
Poss. Time	27:38	32:22
3rd. Down Conv.	4-18	2-20
4th. Down Conversions	0-3	0-0
Red-Zone TDs	2-2	0-2
Sacks: Total - Yds.	6-30	4-27
PAT	2-2	2-2
Field Goals	0-0	2-2





Game #13
Dec. 4 - MCG vs. Ohio

Toledo 17, Ohio 7



Jason Candle

SCORING RECAP

SCORING	1	2	3	4	F
Toledo	7	3	0	7	- 17
Ohio	0	7	0	0	- 7

1st Quarter

11:38 TOL - #21 J.Stuart 29 yd rush (#17 T.Cluckey kick), 8-75, 03:18

2nd Quarter

06:47 OHIO - #22 S.Bangura 2 yd rush (#90 N.Vakos kick), 14-84, 07:14
00:16 TOL - #17 T.Cluckey 44 yd FG, 13-55, 04:38

3rd Quarter

No scoring

4th Quarter

10:36 TOL - #0 D.Blankumsee 16 yd pass from #7 D.Finn (#17 T.Cluckey kick), 16-90, 07:15

Attendance: 15,550

- Holding a 10-7 lead in the fourth quarter, Dequan Finn hit DeMeer Blankumsee for a 16-yard touchdown pass with 10:36 left in the game. Toledo's defense then did its job, holding the Bobcats scoreless on their final three drives.

- Toledo's defense, ranked No. 1 in the MAC much of the season, dominated the Bobcats for most of the game, holding Ohio to the fewest points by any team in MAC Championship Game history. Ohio gained 262 yards of total offense, including just 69 yards in the second half. Dallas Gant led Toledo with 10 tackles and Nate Bauer had an interception.

- Finn was named the game's Offensive MVP, Dyontae Johnson (eight tackles, 0.5 TFL) was Defensive MVP, and Jonathon Batzke (46.5 punting average) was the Special Teams MVP.

- It was Toledo's 12th MAC Championship title overall, and fourth triumph in the MAC Championship Game. It was also Head Coach Jason Candle's second MAC title. His Rockets won the title in 2017, his second year as Toledo's head coach.

Team Statistics


Statistic	TOL	OHIO
FIRST DOWNS	20	14
Rushing (Net)	236	99
Avg. Per Rush	5.1	3.4
Rushing TDs	1	1
PASSING (Net)	154	163
Comp.-Att.-Int.	16-25-0	17-31-1
TDs	1	0
TOTAL OFFENSE	390	262
Plays	71	60
Avg. / Play	5.5	4.4
Fumbles - Lost	0-0	0-0
Penalties - Yds.	11-79	2-30
Punts - Yds.	5-234	5-214
Avg. / Punt	46.8	42.8
Punt Returns-Yds.-TDs	1-20-0	1-0-0
Kickoff: Total - Yds. - TDs	1-21-0	4-126-0
Kickoff: Avg. / Return	21.0	31.5
INT: Total - Yds. - TDs	1--3-0	0-0-0
Poss. Time	33:00	27:00
3rd. Down Conv.	8-16	5-13
4th. Down Conversions	0-2	0-2
Red-Zone TDs	1-2	1-1
Sacks: Total - Yds.	1-7	1-9
PAT	2-2	1-1
Field Goals	1-1	0-1





Game #14
Dec. 20 - BRB vs. LU

Toledo 21, Liberty 19



Jacquez Stuart

- Dequan Finn hit tight end Lenny Kühl for a four-yard touchdown in the third quarter, then ran it in himself in the fourth quarter to put the Rockets up 21-7 with 10:35 to play.
- UT withstood two fourth-quarter TDs from the Flames and stopped a two-point conversion attempt with 3:40 to play to hang on and win the Boca Raton Bowl. Jacquez Stuart ran the ball six straight times on Toledo's final possession for 53 yards to run out the clock. Stuart rushed for 111 yards on 23 carries for the game.
- Toledo's defense held Liberty to a season-low 253 yards of total offense, including just 91 yards in the first half.
- Finn was the game's Offensive MVP, Nate Givhan earned Defensive MVP after contributing a third-quarter strip sack that set up the Rockets inside the Liberty 10-yard line on the ensuing drive, and Thomas Cluckey was named Special Teams MVP after going 2-for-2 on field goal attempts.
- The Rockets controlled the pace in their victory, possessing the ball twice as long as Liberty (40:03 to 19:57).

SCORING RECAP

SCORING	1	2	3	4	F
Liberty	7	0	0	12	- 19
Toledo	0	3	10	8	- 21

1st Quarter

03:50 LIB - #1 S.Louis 9 yd rush (#42 N.Brown kick), 5-53, 01:37

2nd Quarter

10:51 TOL - #17 T.Cluckey 41 yd FD, 10-68, 04:02

3rd Quarter

08:45 TOL - #40 L.Kuhl 4 yd pass from #7 D.Finn (#17 T.Cluckey kick), 13-75, 06:15

07:09 TOL - #17 T.Cluckey 29 yd FG, 4--4, 00:54

4th Quarter

10:35 TOL - #7 D.Finn 1 yd rush (#21 J.Stuart pass from #7 D.Finn), 16-80, 07:00

07:24 LIB - #21 T.Sibley 29 yd pass from #7 K.Salter (#42 N.Brown kick missed), 7-69, 03:03

03:40 LIB - #15 B.Hanshaw 67 yd pass from #4 C.Daniels (#3 D.Douglas pass from #7 K.Salter failed), 1-67, 00:13

Attendance: 20,622

Team Statistics

Statistic	LIB	TOL
FIRST DOWNS	12	27
Rushing (Net)	102	173
Avg. Per Rush	5.1	3.1
Rushing TDs	1	1
PASSING (Net)	151	183
Comp.-Att.-Int.	13-21-0	18-28-0
TDs	2	1
TOTAL OFFENSE	253	356
Plays	41	84
Avg. / Play	6.2	4.2
Fumbles - Lost	1-1	3-1
Penalties - Yds.	5-40	5-55
Punts - Yds.	5-212	4-137
Avg. / Punt	42.4	34.2
Punt Returns-Yds.-TDs	1-1-0	3-28-0
Kickoff: Total - Yds. - TDs	4-69-0	1-1-0
Kickoff: Avg. / Return	17.2	1.0
INT: Total - Yds. - TDs	0-0-0	0-0-0
Poss. Time	19:57	40:03
3rd. Down Conv.	2-8	10-17
4th. Down Conversions	0-0	0-1
Red-Zone TDs	1-2	2-4
Sacks: Total - Yds.	4-30	2-20
PAT	1-2	1-1
Field Goals	0-1	2-2





2022 RESULTS/TEAM STATISTICS

2022 TOLEDO FOOTBALL RESULTS

Record: 9-5 MAC: 5-3 Home: 5-1 Away: 2-4 Neutral: 2-0

Date	Opponent	Result	Attendance	Record
Sept. 1	LIU (ESPN3)	W, 37-0	21,291	1-0
Sept. 10	UMass (ESPN+)	W, 55-10	20,147	2-0
Sept. 17	at Ohio State (FOX)	L, 77-21	105,398	2-1
Sept. 24	at San Diego State (FS1)	L, 17-14	27,108	2-2
Oct. 1	Central Michigan* (NFL Network)	W, 38-17	22,273	3-2
Oct. 8	at Northern Illinois* (ESPN+)	W, 52-32	12,682	4-2
Oct. 15	Kent State* (ESPN+)	W, 52-31	19,939	5-2
Oct. 22	at Buffalo* (ESPN+)	L, 34-27	14,190	5-3
Oct. 29	Eastern Michigan* (ESPNU)	W, 27-24	14,270	6-3
Nov. 8	Ball State* (ESPN)	W, 28-21	14,462	7-3
Nov. 15	Bowling Green* (ESPNU)	L, 42-35	20,027	7-4
Nov. 25	at Western Michigan* (ESPNU)	L, 20-14	8,645	7-5
Dec. 3	Ohio# (ESPN)	W, 17-7	15,550	8-5
Dec. 20	Liberty% (ESPN)	W, 21-19	20,622	9-5

HOME GAMES IN BOLD * Mid-American Conference Game # MAC Championship Game
% Boca Raton Bowl

TOLEDO TEAM GAME-BY-GAME

Date	Opponent	Rushing				Receiving				Passing				Kick Returns				Punt Returns				tot off		
		no.	yds	td	lg	no.	yds	td	lg	cmp	att	int	yds	td	lg	no.	yds	td	lg	no.	yds		td	lg
09/01/2022	LIU	46	226	2	31	22	211	2	69	22	29	1	211	2	69	1	30	0	30	4	34	0	11	437
09/10/2022	Massachusetts	37	234	6	26	12	177	1	39	12	26	0	177	1	39	2	3	0	3	2	16	0	15	411
09/17/2022	at Ohio St.	33	124	1	23	12	183	2	50	12	23	1	183	2	50	0	0	0	0	0	0	0	0	307
09/24/2022	at San Diego St.	34	122	1	10	22	254	1	36	22	40	3	254	1	36	2	35	0	19	2	24	0	15	376
10/01/2022	Central Mich.	50	261	3	38	13	186	2	41	13	23	0	186	2	41	0	0	0	0	2	6	0	6	447
10/08/2022	at NIU	36	159	1	35	15	190	4	43	15	21	0	190	4	43	2	31	0	17	1	0	0	0	349
10/15/2022	Kent St.	49	227	1	27	16	263	6	41	16	22	0	263	6	41	4	73	0	48	1	0	0	0	490
10/22/2022	at Buffalo	39	201	2	48	24	240	1	26	24	47	4	240	1	26	2	33	0	20	2	65	0	36	441
10/29/2022	at Eastern Mich.	35	136	0	21	15	238	3	36	15	27	0	238	3	36	1	21	0	21	4	20	0	19	374
11/08/2022	Ball St.	43	136	1	14	21	301	3	48	21	38	1	301	3	48	1	13	0	13	2	8	0	7	437
11/15/2022	Bowling Green	45	153	2	27	22	329	3	34	22	40	2	329	3	34	4	57	0	22	1	3	0	3	482
11/25/2022	at Western Mich.	33	99	1	17	18	235	1	57	18	49	3	235	1	57	1	24	0	24	6	28	0	17	334
12/03/2022	vs Ohio	46	236	1	48	16	154	1	20	16	25	0	154	1	20	1	21	0	21	1	20	0	20	390
12/20/2022	vs Liberty	56	173	1	16	18	183	1	38	18	28	0	183	1	38	1	1	0	1	3	28	0	22	356
Toledo		582	2487	23	48	246	3144	31	69	246	438	15	3144	31	69	22	342	0	48	31	252	0	36	5631
Opponents		523	2005	25	63	234	2562	17	72	234	429	12	2562	17	72	52	1104	0	46	9	41	1	14	4567

Toledo Averages

Games	Avg/ rush	Avg/ catch	Pass effic	KR avg	PR avg	All purpose avg/game	Total offense avg/game
14	4.3	12.8	133.0	15.5	8.1	450.9	402.2





2022 RESULTS/TEAM STATISTICS

TOLEDO TEAM GAME-BY-GAME

Date	Opponent	Tackles				Sacks no-yds	Fumble		Pass Defense			blkd		PAT attempts			off	
		ua	a	total	tfl-yds		ff	fr-yds	int-yds	qbh	brup	kick	kick	rush	rcv	saf	t/o	pts
09/01/2022	LIU	20	52	72	11.0-32	2-11	1	0-0	1-11	3	4	1	4-4	0	0	0	3	37
09/10/2022	Massachusetts	23	80	103	5.0-15	0-0	2	1-22	0-0	3	2	0	7-7	0	0	0	3	55
09/17/2022	at Ohio St.	46	32	78	2.0-7	0-0	0	0-0	0-0	0	3	0	3-3	0	0	0	0	21
09/24/2022	at San Diego St.	28	34	62	7.0-25	1-8	0	0-0	1-0	5	3	0	2-2	0	0	0	0	14
10/01/2022	Central Mich.	33	38	71	7.0-25	4-21	3	3-0	0-0	3	8	0	5-5	0	0	0	14	38
10/08/2022	at NIU	39	48	87	6.0-24	2-11	0	0-0	4-45	1	5	0	7-7	0	0	0	14	52
10/15/2022	Kent St.	37	38	75	8.0-28	1-9	0	0-0	1-0	3	6	0	7-7	0	0	0	7	52
10/22/2022	at Buffalo	38	42	80	9.0-39	4-27	1	1-0	0-0	1	8	0	3-3	0	0	0	0	27
10/29/2022	at Eastern Mich.	46	24	70	8.0-35	3-25	0	0-0	1-0	2	2	0	3-3	0	0	0	0	27
11/08/2022	Ball St.	24	48	72	8.0-46	5-39	0	0-0	1-16	2	6	0	4-4	0	0	0	0	28
11/15/2022	Bowling Green	25	42	67	5.0-25	3-20	1	0-0	1-12	5	6	0	5-5	0	0	0	7	35
11/25/2022	at Western Mich.	42	24	66	12.0-44	6-30	0	0-0	1-6	0	5	0	2-2	0	0	0	7	14
12/03/2022	vs Ohio	29	32	61	3.0-10	1-7	0	0-0	1--3	3	6	0	2-2	0	0	0	3	17
12/20/2022	vs Liberty	22	20	42	4.0-24	2-20	1	1-0	0-0	1	3	0	1-1	0	1	0	0	21
Toledo		452	554	1006	95.0-379	34-228	9	6-22	12-87	32	67	1	55-55	0	1	0	58	438
Opponents		504	510	1014	102.0-354	28-189	16	11-9	15-89	55	42	3	37-39	1	3	0	55	351

Date	Opponent	Punting									Field Goals			Kickoffs				
		no.	yds	avg	long	blkd	tb	fc	50+	i20	md-att	long	blkd	no.	yds	avg	tb	ob
09/01/2022	LIU	5	215	43.0	53	0	0	1	1	3	3-3	43	0	8	497	62.1	2	2
09/10/2022	Massachusetts	2	75	37.5	42	0	0	0	0	1	2-2	43	0	10	607	60.7	3	0
09/17/2022	at Ohio St.	7	295	42.1	50	0	0	3	1	1	0-0	0	0	4	250	62.5	1	0
09/24/2022	at San Diego St.	6	245	40.8	52	0	0	1	1	1	0-1	0	0	3	172	57.3	0	0
10/01/2022	Central Mich.	5	130	26.0	53	2	0	1	1	0	1-2	45	0	7	426	60.9	2	0
10/08/2022	at NIU	2	82	41.0	48	0	0	0	0	2	1-1	33	0	9	551	61.2	3	0
10/15/2022	Kent St.	3	133	44.3	54	0	1	1	1	0	1-1	43	0	9	522	58.0	2	0
10/22/2022	at Buffalo	3	153	51.0	91	0	1	1	1	0	2-2	39	0	6	368	61.3	2	0
10/29/2022	at Eastern Mich.	3	91	30.3	37	0	0	2	0	1	2-2	44	0	6	369	61.5	2	0
11/08/2022	Ball St.	10	363	36.3	47	0	1	5	0	0	0-1	0	0	5	272	54.4	1	0
11/15/2022	Bowling Green	6	177	29.5	41	1	0	2	0	0	0-1	0	0	5	297	59.4	0	0
11/25/2022	at Western Mich.	10	320	32.0	41	0	0	3	0	1	0-0	0	0	3	179	59.7	1	0
12/03/2022	vs Ohio	5	234	46.8	59	0	0	0	1	3	1-1	44	0	4	251	62.8	0	0
12/20/2022	vs Liberty	4	137	34.3	41	0	1	2	0	1	2-2	41	0	5	311	62.2	1	0
Toledo		71	2650	37.3	91	3	4	22	7	14	15-19	45	0	84	5072	60.4	20	2
Opponents		95	3716	39.1	64	1	7	28	13	27	12-16	50	0	65	3919	60.3	31	2





2022 OPPONENT TEAM STATISTICS

OPPONENT TEAM GAME-BY-GAME

Date	Opponent	Rushing				Receiving				Passing				Kick Returns				Punt Returns				tot off
		no.	yds	td	lg	no.	yds	td	lg	cmp-att-int	yds	td	lg	no.	yds	td	lg	no.	yds	td	lg	
09/01/2022	LIU	34	45	0	14	14	68	0	11	14-26-1	68	0	11	1	10	0	10	0	0	0	0	113
09/10/2022	Massachusetts	54	205	1	29	7	48	0	14	7-17-0	48	0	14	6	116	0	25	0	0	0	4	253
09/17/2022	at Ohio St.	44	281	5	49	27	482	6	72	27-34-0	482	6	72	1	17	0	17	2	24	0	14	763
09/24/2022	at San Diego St.	33	216	2	43	13	65	0	16	13-24-1	65	0	16	3	76	0	31	2	13	0	10	281
10/01/2022	Central Mich.	26	33	0	11	25	252	2	47	25-46-0	252	2	47	4	84	0	29	1	0	0	0	285
10/08/2022	at NIU	41	140	2	16	30	284	2	25	30-49-4	284	2	25	5	91	0	24	0	0	0	0	424
10/15/2022	Kent St.	46	231	4	19	13	162	0	38	13-26-1	162	0	38	7	165	0	46	0	0	0	0	393
10/22/2022	at Buffalo	38	153	2	49	22	245	1	32	22-39-0	245	1	32	4	75	0	22	0	0	0	0	398
10/29/2022	at Eastern Mich.	45	118	3	17	13	99	0	23	13-24-1	99	0	23	4	94	0	34	0	0	0	0	217
11/08/2022	Ball St.	39	187	3	38	13	94	0	28	13-35-1	94	0	28	2	32	0	20	1	0	0	0	281
11/15/2022	Bowling Green	27	61	0	13	20	395	4	59	20-36-1	395	4	59	5	112	0	30	0	0	1	0	456
11/25/2022	at Western Mich.	47	134	1	63	7	54	0	17	7-21-1	54	0	17	2	37	0	21	1	3	0	3	188
12/03/2022	vs Ohio	29	99	1	30	17	163	0	32	17-31-1	163	0	32	4	126	0	41	1	0	0	0	262
12/20/2022	vs Liberty	20	102	1	20	13	151	2	67	13-21-0	151	2	67	4	69	0	30	1	1	0	1	253
Opponents		523	2005	25	63	234	2562	17	72	234-429-12	2562	17	72	52	1104	0	46	9	41	1	14	4567
Toledo		582	2487	23	48	246	3144	31	69	246-438-15	3144	31	69	22	342	0	48	31	252	0	36	5631

Opponents Averages

Games	Avg/ rush	Avg/ catch	Pass effic	KR avg	PR avg	All purpose avg/game	Total offense avg/game
14	3.8	10.9	112.2	21.2	4.6	414.4	326.2

Date	Opponent	Tackles			Sacks	Fumble		Pass Defense			blkd kick	PAT attempts			off				
		ua	a	total		tfl-yds	no-yds	ff-fr-yds	int-yds	qhb		brup	kick	kick	rush	rcv	saf	t/o	pts
09/01/2022	LIU	34	58	92	4.0-12	1-6	0	0-0	1-0	2	2	0	0-0	0	0	0	0	0	0
09/10/2022	Massachusetts	29	30	59	4.0-8	1-2	1	0-0	0-0	3	3	0	1-1	0	0	0	0	0	10
09/17/2022	at Ohio St.	29	22	51	9.0-27	3-17	1	1-0	1-8	3	2	0	11-11	0	0	0	0	7	77
09/24/2022	at San Diego St.	42	30	72	6.0-16	2-9	1	1-2	3-3	9	5	0	2-2	0	0	0	0	0	17
10/01/2022	Central Mich.	38	34	72	9.0-35	1-12	1	1-0	0-0	2	1	2	0-1	0	1	0	0	0	17
10/08/2022	at NIU	29	30	59	5.0-16	2-12	0	0-0	0-0	1	0	0	1-1	1	1	0	0	0	32
10/15/2022	Kent St.	34	48	82	3.0-14	1-11	2	1-0	0-0	0	1	0	4-4	0	0	0	0	7	31
10/22/2022	at Buffalo	50	24	74	7.0-20	1-10	2	2-0	4-29	3	7	0	4-4	0	0	0	17	34	
10/29/2022	at Eastern Mich.	33	28	61	5.0-14	1-6	2	2-0	0-0	4	4	0	3-3	0	0	0	7	24	
11/08/2022	Ball St.	29	46	75	7.0-28	2-18	1	0-0	1-0	0	3	0	3-3	0	0	0	0	21	
11/15/2022	Bowling Green	41	42	83	14.0-46	4-20	1	1-0	2-4	5	2	1	4-4	0	1	0	3	42	
11/25/2022	at Western Mich.	30	46	76	7.0-32	4-27	2	1-7	3-45	13	7	0	2-2	0	0	0	14	20	
12/03/2022	vs Ohio	38	28	66	10.0-30	1-9	0	0-0	0-0	9	5	0	1-1	0	0	0	0	7	
12/20/2022	vs Liberty	48	44	92	12.0-56	4-30	2	1-0	0-0	1	0	0	1-2	0	0	0	0	19	
Opponents		504	510	1014	102.0-354	28-189	16	11-9	15-89	55	42	3	37-39	1	3	0	55	351	
Toledo		452	554	1006	95.0-379	34-228	9	6-22	12-87	32	67	1	55-55	0	1	0	58	438	





2022 OPPONENT TEAM STATISTICS

OPPONENT TEAM GAME-BY-GAME

Date	Opponent	Punting									Field Goals			Kickoffs				
		no.	yds	avg	long	blkd	tb	fc	50+	i20	md-att	long	blkd	no.	yds	avg	tb	ob
09/01/2022	LIU	11	413	37.5	51	1	1	2	2	1	0-0	0	0	1	62	62.0	0	0
09/10/2022	Massachusetts	8	270	33.8	43	0	1	3	0	0	1-1	24	0	3	168	56.0	1	0
09/17/2022	at Ohio St.	1	37	37.0	37	0	0	0	0	1	0-0	0	0	12	776	64.7	10	0
09/24/2022	at San Diego St.	9	364	40.4	56	0	0	3	1	6	1-1	50	0	4	257	64.3	2	0
10/01/2022	Central Mich.	5	232	46.4	63	0	1	1	1	0	1-1	42	0	4	256	64.0	3	1
10/08/2022	at NIU	4	144	36.0	41	0	0	2	0	0	1-1	46	0	2	103	51.5	0	0
10/15/2022	Kent St.	5	170	34.0	53	0	0	1	1	1	1-2	20	0	5	260	52.0	1	0
10/22/2022	at Buffalo	4	141	35.3	64	0	0	0	1	0	2-3	42	0	7	448	64.0	4	0
10/29/2022	at Eastern Mich.	5	206	41.2	49	0	0	0	0	2	1-1	34	0	5	303	60.6	3	1
11/08/2022	Ball St.	12	478	39.8	59	0	1	6	1	4	0-0	0	0	4	220	55.0	0	0
11/15/2022	Bowling Green	7	243	34.7	46	0	0	3	0	2	2-2	39	0	8	447	55.9	0	0
11/25/2022	at Western Mich.	14	592	42.3	59	0	3	3	3	3	2-2	38	0	4	258	64.5	3	0
12/03/2022	vs Ohio	5	214	42.8	51	0	0	2	1	4	0-1	0	0	2	126	63.0	1	0
12/20/2022	vs Liberty	5	212	42.4	54	0	0	2	2	3	0-1	0	0	4	235	58.8	3	0
Opponents		95	3716	39.1	64	1	7	28	13	27	12-16	50	0	65	3919	60.3	31	2
Toledo		71	2650	37.3	91	3	4	22	7	14	15-19	45	0	84	5072	60.4	20	2





2022 COMPARISON/RED ZONE STATS

TEAM COMPARISONS

Opponent	Score	First Downs				Pen	Rushing Number-Yards	Passing		Total Offense Plays-Yards	Return Yards	Turn- Overs
		Total	Rush	Pass	Yards			Comp-Att.-Int	Yards			
LIU	37-0	21 / 7	11 / 4	8 / 2	2 / 1	46-226 / 34-45	22-29-1 / 14-26-1	211 / 68	75-437 / 60-113	75 / 10	1 / 1	
Massachusetts	55-10	27 / 13	11 / 8	8 / 4	8 / 1	37-234 / 54-205	12-26-0 / 7-17-0	177 / 48	63-411 / 71-253	41 / 116	0 / 1	
Ohio St.	21-77	13 / 36	6 / 12	7 / 22	0 / 2	33-124 / 44-281	12-23-1 / 27-34-0	183 / 482	56-307 / 78-763	0 / 49	2 / 0	
San Diego St.	14-17	24 / 14	7 / 9	14 / 4	3 / 1	34-122 / 33-216	22-40-3 / 13-24-1	254 / 65	74-376 / 57-281	59 / 94	4 / 1	
Central Mich.	38-17	21 / 14	11 / 2	8 / 12	2 / 0	50-261 / 26-33	13-23-0 / 25-46-0	186 / 252	73-447 / 72-285	6 / 84	1 / 3	
NIU	52-32	22 / 29	9 / 13	11 / 16	2 / 0	36-159 / 41-140	15-21-0 / 30-49-4	190 / 284	57-349 / 90-424	76 / 91	0 / 4	
Kent St.	52-31	27 / 23	14 / 14	11 / 8	2 / 1	49-227 / 46-231	16-22-0 / 13-26-1	263 / 162	71-490 / 72-393	73 / 165	1 / 1	
Buffalo	27-34	22 / 19	9 / 10	12 / 9	1 / 0	39-201 / 38-153	24-47-4 / 22-39-0	240 / 245	86-441 / 77-398	98 / 104	6 / 1	
Eastern Mich.	27-24	20 / 17	7 / 9	10 / 5	3 / 3	35-136 / 45-118	15-27-0 / 13-24-1	238 / 99	62-374 / 69-217	41 / 94	2 / 1	
Ball St.	28-21	24 / 16	9 / 8	11 / 4	4 / 4	43-136 / 39-187	21-38-1 / 13-35-1	301 / 94	81-437 / 74-281	37 / 32	1 / 1	
Bowling Green	35-42	24 / 14	9 / 3	13 / 11	2 / 0	45-153 / 27-61	22-40-2 / 20-36-1	329 / 395	85-482 / 63-456	72 / 116	3 / 1	
Western Mich.	14-20	16 / 8	5 / 5	9 / 3	2 / 0	33-99 / 47-134	18-49-3 / 7-21-1	235 / 54	82-334 / 68-188	58 / 92	4 / 1	
Ohio	17-7	20 / 14	10 / 6	10 / 8	0 / 0	46-236 / 29-99	16-25-0 / 17-31-1	154 / 163	71-390 / 60-262	38 / 126	0 / 1	
Liberty	21-19	27 / 12	13 / 4	13 / 5	1 / 3	56-173 / 20-102	18-28-0 / 13-21-0	183 / 151	84-356 / 41-253	29 / 70	1 / 1	
Totals	438-351	308 / 236	131 / 107	145 / 113	32 / 16	582-2487 / 523-2005	246-438-15 / 234-429-12	3144 / 2562	1020-5631 / 952-4567	703 / 1243	26 / 18	

RED ZONE STATS

Toledo Inside Opponent Red-Zone

Date	Opponent	Score	Times In RZ	Times Scored	Total Pts	Rush TDs	Pass TDs	FGs Made	Failed to score inside RZ						
									FGA	Down	Int	Fumb	Half	Game	
09/01/2022	LIU	W 37-0	4	3	13	1	1	0	2	2	0	1	0	0	0
09/10/2022	Massachusetts	W 55-10	6	6	38	5	4	1	1	1	0	0	0	0	0
09/17/2022	at Ohio St.	L 21-77	0	0	0	0	0	0	0	0	0	0	0	0	0
09/24/2022	at San Diego St.	L 14-17	4	2	14	2	1	1	0	1	0	0	1	0	0
10/01/2022	Central Mich.	W 38-17	5	4	28	4	2	2	0	0	0	0	0	0	1
10/08/2022	at NIU	W 52-32	6	6	38	5	1	4	1	1	0	0	0	0	0
10/15/2022	Kent St.	W 52-31	3	3	21	3	1	2	0	0	0	0	0	0	0
10/22/2022	at Buffalo	L 27-34	4	4	20	2	2	0	2	2	0	0	0	0	0
10/29/2022	at Eastern Mich.	W 27-24	4	4	20	2	0	2	2	2	0	0	0	0	0
11/08/2022	Ball St.	W 28-21	3	3	21	3	1	2	0	0	0	0	0	0	0
11/15/2022	Bowling Green	L 35-42	6	5	35	5	2	3	0	1	0	0	0	0	0
11/25/2022	at Western Mich.	L 14-20	2	2	14	2	1	1	0	0	0	0	0	0	0
12/03/2022	vs Ohio	W 17-7	2	1	7	1	0	1	0	0	1	0	0	0	0
12/20/2022	vs Liberty	W 21-19	4	4	21	2	1	1	2	2	0	0	0	0	0
Totals 47 of 53 (88.7%)			53	47	290	37	17	20	10	12	1	1	1	0	1





2022 COMPARISON/RED ZONE STATS

RED ZONE STATS

Opponents Inside Toledo Red-Zone

Date	Opponent	Score	Times In RZ	Times Scored	Total Pts	Total			Rush TDs	Pass TDs	FGs Made	Failed to score inside RZ					
						TDs	TDs	TDs				FGA	Down	Int	Fumb	Half	Game
09/01/2022	LIU	W 37-0	0	0	0	0	0	0	0	0	0	0	0	0	0	0	0
09/10/2022	Massachusetts	W 55-10	2	2	10	1	1	0	1	1	0	0	0	0	0	0	0
09/17/2022	Ohio St.	L 21-77	9	9	63	9	4	5	0	0	0	0	0	0	0	0	0
09/24/2022	San Diego St.	L 14-17	1	1	7	1	1	0	0	0	0	0	0	0	0	0	0
10/01/2022	Central Mich.	W 38-17	3	1	6	1	0	1	0	0	1	0	1	0	0	0	0
10/08/2022	NIU	W 52-32	5	4	29	4	2	2	0	0	0	1	0	0	0	0	0
10/15/2022	Kent St.	W 52-31	7	5	31	4	4	0	1	2	1	0	0	0	0	0	0
10/22/2022	Buffalo	L 27-34	1	1	7	1	1	0	0	0	0	0	0	0	0	0	0
10/29/2022	Eastern Mich.	W 27-24	4	4	24	3	3	0	1	1	0	0	0	0	0	0	0
11/08/2022	Ball St.	W 28-21	1	1	7	1	1	0	0	0	0	0	0	0	0	0	0
11/15/2022	Bowling Green	L 35-42	2	2	10	1	0	1	1	1	0	0	0	0	0	0	0
11/25/2022	Western Mich.	L 14-20	2	2	6	0	0	0	2	2	0	0	0	0	0	0	0
12/03/2022	Ohio	W 17-7	1	1	7	1	1	0	0	0	0	0	0	0	0	0	0
12/20/2022	Liberty	W 21-19	2	1	7	1	1	0	0	1	0	0	0	0	0	0	0
Totals 34 of 40 (85.0%)			40	34	214	28	19	9	6	8	2	1	1	0	0	0	0





2022 TEAM STATS

	UT	OPP
Scoring	438	351
Points per game	31.3	25.1
Points Off Turnovers	58	55
First Downs	308	236
Rushing	131	107
Passing	145	113
Penalty	32	16
Rushing Yardage	2487	2005
Yards gained rushing	2869	2399
Yards lost rushing	382	394
Rushing attempts	582	523
Average per rush	4.3	3.8
Average per game	177.6	143.2
TDs Rushing	23	25
Passing Yardage	3144	2562
Comp-Att-Int	246-438-15	234-429-12
Average per pass	7.2	6.0
Average per catch	12.8	10.9
Average per game	224.6	183.0
TDs Passing	31	17
Total offense	5631	4567
Total plays	1020	952
Average per play	5.5	4.8
Average per game	402.2	326.2
Kick returns: #-Yards	22-342	52-1104
Punt returns: #-Yards	31-252	9-41
Int returns: #-Yards	12-87	15-89
Kick return average	15.5	21.2
Punt return average	8.1	4.6
Int return average	7.3	5.9
Fumbles-Lost	23-11	14-6
Penalties-Yards	94-770	102-938
Average per game	55.0	67.0
Punts-Yards	71-2650	95-3716
Average per punt	37.3	39.1
Net punt average	35.5	35.4
Kickoffs-Yards	84-5072	65-3919
Average per kick	60.4	60.3
Net kick average	38.9	40.1
Time of possession / game	29:55	30:06
3rd-down conversion	84/209	74/221
3rd-down pct	40%	33%
4rd-down conversion	16/27	10/24
4rd-down pct	59%	42%
Sacks by-Yards	34-228	28-189
Misc Yards	0	0
Touchdowns scored	56	45
Field goals - attempts	15-19	12-16
On-Side kicks	0-1	0-0
Red-zone scores	(47-53) 89%	(34-40) 85%
Red-zone touchdowns	(37-53) 70%	(28-40) 70%
PAT-attempts	(55-55) 100%	(37-39) 95%
2-point conversion-attempts	(1-1) 100%	(4-6) 67%
Attendance	117339	182293
Games / Avg per game	6/19557	6/30382
Neutral site games	-	2/18086





2022 INDIVIDUAL STATS

Rushing

Player	gp	att	gain	loss	net	avg	td	lg	avg/g
Jacquez Stuart	14	134	819	49	770	5.7	4	48	55.0
Dequan Finn	12	130	779	148	631	4.9	9	38	52.6
Peny Boone	13	116	454	11	443	3.8	3	16	34.1
Micah Kelly	13	120	451	53	398	3.3	1	24	30.6
Tucker Gleason	9	42	243	58	185	4.4	3	27	20.6
Willie Shaw III	6	19	68	8	60	3.2	1	17	10.0
Jordan Lowe	6	2	37	0	37	18.5	1	29	6.2
Devin Maddox	13	5	17	5	12	2.4	0	7	0.9
Judge Culpepper	14	1	1	0	1	1.0	0	1	0.1
Jerjuan Newton	14	1	0	1	-1	-1.0	0	0	-0.1
Team	14	12	0	49	-49	-4.1	0	0	-3.5
Total	14	582	2869	382	2487	4.3	23	48	177.6
Opponents	14	523	2399	394	2005	3.8	25	63	143.2

Punt Returns

Player	no.	yds	avg	td	lg
Adam Beale	31	252	8.1	0	36
Total	31	252	8.1	0	36
Opponents	9	41	4.6	1	14

Interceptions

Player	no.	yds	avg	td	lg
Quinyon Mitchell	5	51	10.2	2	25
Nate Bauer	2	-3	-1.5	0	0
Maxen Hook	2	16	8.0	0	16
Zachary Ford	1	11	11.0	0	11
Desjuan Johnson	1	12	12.0	0	12
Chris McDonald Jr.	1	0	0.0	0	0
Total	12	87	7.3	2	25
Opponents	15	89	5.9	1	36

Passing

Player	gp	effic	comp-att-int	pct	yds	td	lg	avg/g
Dequan Finn	12	136.4	188-315-12	59.7	2260	23	69	188.3
Tucker Gleason	9	125.1	58-122-3	47.5	884	8	57	98.2
Team	14	0.0	0-1-0	0.0	0	0	0	0.0
Total	14	133.0	246-438-15	56.2	3144	31	69	224.6
Opponents	14	112.2	234-429-12	54.5	2562	17	72	183.0

Kick Returns

Player	no.	yds	avg	td	lg
Jacquez Stuart	14	259	18.5	0	48
Junior Vandeross III	3	44	14.7	0	22
Jerjuan Newton	2	17	8.5	0	14
DeMeer Blankumsee	1	1	1.0	0	1
Jalen Riven	1	0	0.0	0	0
Nasir Bowers	1	21	21.0	0	21
Total	22	342	15.5	0	48
Opponents	52	1104	21.2	0	46

Receiving

Player	gp	no.	yds	avg	td	lg	avg/g
Jerjuan Newton	14	53	830	15.7	9	43	59.3
DeMeer Blankumsee	11	41	512	12.5	3	41	46.5
Devin Maddox	13	39	548	14.1	3	57	42.2
Jamal Turner	14	29	378	13.0	8	69	27.0
Mikel Barkley	11	22	289	13.1	3	39	26.3
Micah Kelly	13	12	68	5.7	1	20	5.2
Jacquez Stuart	14	10	45	4.5	0	11	3.2
Peny Boone	13	10	84	8.4	0	28	6.5
Thomas Zsiros	14	10	198	19.8	1	50	14.1
Lenny Kuhl	14	7	43	6.1	3	12	3.1
Anthony Torres	14	5	64	12.8	0	23	4.6
Ezechiel Tieide	9	2	6	3.0	0	6	0.7
Adam Beale	14	2	30	15.0	0	24	2.1
Larry Stephens	9	2	23	11.5	0	21	2.6
Willie Shaw III	6	1	8	8.0	0	8	1.3
Junior Vandeross III	11	1	18	18.0	0	18	1.6
Total	14	246	3144	12.8	31	69	224.6
Opponents	14	234	2562	10.9	17	72	183.0

Fumble Returns

Player	no.	yds	avg	td	lg
Troy Simon	1	22	22.0	0	22
Dyontae Johnson	2	0	0.0	0	0
Jamal Hines	1	0	0.0	0	0
Darius Alexander	1	0	0.0	0	0
Adrian Woliver	1	0	0.0	0	0
Total	6	22	3.7	0	22
Opponents	11	9	0.8	1	72





2022 INDIVIDUAL STATS

Scoring

Player	td	fg	PAT						pts
			kick	rush	rcv	pass	dxp	saf	
Thomas Cluckey	-	13-17	52-52	-	-	-	-	-	91
Dequan Finn	9	-	-	-	-	1	-	-	54
Jerjuan Newton	9	-	-	-	-	-	-	-	54
Jamal Turner	8	-	-	-	-	-	-	-	48
Jacquez Stuart	4	-	-	-	1	-	-	-	26
Mikel Barkley	3	-	-	-	-	-	-	-	18
Lenny Kuhl	3	-	-	-	-	-	-	-	18
Peny Boone	3	-	-	-	-	-	-	-	18
Tucker Gleason	3	-	-	-	-	-	-	-	18
DeMeer Blankumsee	3	-	-	-	-	-	-	-	18
Devin Maddox	3	-	-	-	-	-	-	-	18
Quinyon Mitchell	2	-	-	-	-	-	-	-	12
Micah Kelly	2	-	-	-	-	-	-	-	12
Thomas Zsiros	2	-	-	-	-	-	-	-	12
Luke Pawlak	-	2-2	3-3	-	-	-	-	-	9
Jordan Lowe	1	-	-	-	-	-	-	-	6
Willie Shaw III	1	-	-	-	-	-	-	-	6
Total	56	15-19	55-55	0	1	1	0	0	438
Opponents	45	12-16	37-39	1	3	3	0	0	351

Field Goals

Player	fg	pct.	01-19	20-29	30-39	40-49	50-99	lg	blk
Thomas Cluckey	13-17	76.5	0-0	4-4	3-5	6-8	0-0	45	0
Luke Pawlak	2-2	100.0	0-0	1-1	0-0	1-1	0-0	44	0
Opponents	12-16	75.0	0-0	2-2	5-7	4-4	1-3	50	0

FG Sequence

Team Name	Toledo	Opponents
LIU	(43),(27),(30)	
Massachusetts	(43),(27)	(24)
San Diego St.	36	(50)
Central Mich.	(45),43	(42)
NIU	(33)	(46)
Kent St.	(43)	(20),35
Buffalo	(39),(23)	57,(40),(42)
Eastern Mich.	(27),(44)	(34)
Ball St.	47	
Bowling Green	36	(39),(35)
Ohio	(44)	56
Liberty	(41),(29)	32
Western Mich.		(33),(38)

Numbers in parentheses indicate field goal was made

Total Offense

Player	g	plays	rush	pass	total	avg/g
Dequan Finn	12	445	631	2260	2891	240.9
Tucker Gleason	9	164	185	884	1069	118.8
Jacquez Stuart	14	134	770	0	770	55.0
Peny Boone	13	116	443	0	443	34.1
Micah Kelly	13	120	398	0	398	30.6
Willie Shaw III	6	19	60	0	60	10.0
Jordan Lowe	6	2	37	0	37	6.2
Devin Maddox	13	5	12	0	12	0.9
Judge Culpepper	14	1	1	0	1	0.1
Jerjuan Newton	14	1	-1	0	-1	-0.1
Team	14	0	-49	0	-49	-3.5
Total	14	1020	2487	3144	5631	402.2
Opponents	14	952	2005	2562	4567	326.2

Punting

Player	no.	yds	avg	lg	tb	fc	i20	50+	blk
Jonathon Batzke	66	2577	39.0	91	4	22	12	7	0
Thomas Cluckey	1	48	48.0	48	0	0	1	0	0
Luke Pawlak	1	19	19.0	19	0	0	1	0	0
Team	3	6	2.0	0	0	0	0	0	3
Total	71	2650	37.3	91	4	22	14	7	3
Opponents	95	3716	39.1	64	7	28	27	13	1

Kickoffs

Player	no.	yds	avg	tb	ob	retn	net	ydIn
Thomas Cluckey	78	4699	60.2	18	2			
Luke Pawlak	6	373	62.2	2	0			
Total	84	5072	60.4	20	2	53	38.9	26
Opponents	65	3919	60.3	31	2	22	40.1	24



2022 INDIVIDUAL STATS

Team Defense

#	Player	gp	Tackles				Sacks	Pass defense			Fumbles		blkd	
			ua	a	tot	tfl/yds		no-yds	int-yds	brup	qbh	fr-yds	ff	kick
19	Dallas Gant	14	50	66	116	5.5-10	.	.	5	2	.	2	.	.
2	Dyontae Johnson	14	43	66	109	8-41	3-24	.	3	1	2-0	1	.	.
25	Maxen Hook	12	42	39	81	3-12	1-8	2-16	4	2
1	Desjuan Johnson	14	26	39	65	16.5-57	5.5-30	1-12	.	3
6	Nate Bauer	14	33	28	61	4-17	1-6	2--3	4	1
91	Jamal Hines	14	23	36	59	10-54	6.5-48	.	6	10	1-0	1	.	.
7	Zachary Ford	14	29	29	58	4.5-14	2-9	1-11	6
95	Judge Culpepper	14	13	31	44	4-16	1-6	.	.	1	.	1	.	.
27	Quinyon Mitchell	14	27	14	41	3.5-10	.	5-51	20
13	Chris McDonald Jr.	12	25	15	40	1.5-1	.	1-0	7
42	Jackson Barrow	14	12	19	31	2.5-13	1-7
5	Nate Givhan	11	12	15	27	6.5-45	5-42	.	.	2	.	1	.	.
85	Adrian Woliver	11	9	15	24	6-28	4.5-27	.	1	1	1-0	1	.	.
11	Ronald Delancy III	12	19	4	23	.	.	.	3	.	.	1	.	.
98	Darius Alexander	13	8	13	21	7-20	1.5-11	.	3	1	1-0	.	.	.
20	Andre Fuller	14	10	8	18	1-5	1-5	.	3
47	Rourke Freeburg	10	6	12	18	1-5
35	Deshawn Holt	12	2	13	15	3-8	.	.	.	1
44	D'Andre Ragin	12	7	8	15	2-2	.	.	.	2
52	Cavon Butler	6	2	12	14	1.5-6	1-5	.	.	1
12	Avery Smith	11	6	6	12	2-9
21	Nasir Bowers	10	4	6	10
26	Jaylin Mines	12	4	5	9
84	Thomas Zsiros	14	6	2	8
29	Nick Turner	7	5	3	8
22	Emmanuel McNeil-Warren	13	3	4	7	1	.	.
87	Eric Holley	7	4	2	6
23	Troy Simon	5	2	4	6	0.5-1	.	.	1	.	1-22	.	1	.
33	CJ Wilson Jr	2	.	6	6	0.5-1
15	Junior Vanderross III	11	4	2	6
59	Martez Poynter	10	1	4	5	0.5-1
24	Xavier Black	1	1	4	5
43	Sawiaha Ellis	13	1	4	5
56	Terrance Taylor	3	.	5	5	0.5-3	.	.	1	4
97	Doran Ray Jr.	2	.	4	4
15	Mike Coleman	6	2	2	4
9	Jamal Turner	14	2	1	3
56	Devan Rogers	13	.	3	3
36	Ben Lisk	14	1	1	2
17	Thomas Cluckey	14	2	.	2
46	Jeremiah Peters	5	.	1	1
8	Devin Maddox	13	1	.	1
49	Derell Bedingfield	1	.	1	1
85	Larry Stephens	9	1	.	1
21	Jacquez Stuart	14	1	.	1
0	DeMeer Blankumsee	11	1	.	1
28	Chris Gales	1	.	1	1
71	Vinny Sciury	14	1	.	1
1	Jerjuan Newton	14	1	.	1
38	Nick Days	3	.	1	1
	Totals	14	452	554	1006	95-379	34-228	12-87	67	32	6-22	9	1	0
	Opponents	14	504	510	1014	102-354	28-189	15-89	42	55	11-9	16	3	0





2022 INDIVIDUAL STATS

PASSING - GAME BY GAME

#4 Tucker Gleason	Comp	Att	Int	Pct	Yards	TD	Long	Sacked	Effic.
LIU	1	1	0	100.0	0	0	0	0-0	100.0
Ohio St.	2	4	0	50.0	30	0	24	1-11	113.0
San Diego St.	1	6	0	16.7	14	0	14	0-0	36.3
NIU	2	2	0	100.0	23	1	15	0-0	361.6
Eastern Mich.	15	27	0	55.6	238	3	36	1-6	166.3
Bowling Green	22	40	2	55.0	329	3	34	4-20	138.8
Western Mich.	13	38	1	34.2	200	1	57	3-18	81.8
Liberty	2	4	0	50.0	50	0	38	0-0	155.0
Totals	58	122	3	47.5	884	8	57	9-55	125.1

#7 Dequan Finn	Comp	Att	Int	Pct	Yards	TD	Long	Sacked	Effic.
LIU	21	28	1	75.0	211	2	69	1-6	154.7
Massachusetts	12	26	0	46.2	177	1	39	1-2	116.0
Ohio St.	10	19	1	52.6	153	2	50	2-6	144.5
San Diego St.	21	34	3	61.8	240	1	36	2-9	113.1
Central Mich.	13	23	0	56.5	186	2	41	1-12	153.1
NIU	13	19	0	68.4	167	3	43	2-12	194.4
Kent St.	16	22	0	72.7	263	6	41	1-11	263.1
Buffalo	24	46	4	52.2	240	1	26	1-10	85.8
Ball St.	21	38	1	55.3	301	3	48	2-18	142.6
Western Mich.	5	11	2	45.5	35	0	13	1-8	35.8
Ohio	16	25	0	64.0	154	1	20	1-9	128.9
Liberty	16	24	0	66.7	133	1	18	4-30	127.0
Totals	188	315	12	59.7	2260	23	69	19-133	136.4





2022 INDIVIDUAL STATS

RUSHING/RECEIVING - GAME BY GAME

Rushing

Player	No-Yds/TD	LIU	UMass	OSU	SDSU	CMU	NIU	KentSt	UB	EMU	BSU	BGSU	WMU	Ohio	Lib
Jacquez Stuart	134-770/4	8-53/0	6-45/1	4-3/0	14-54/0	16-122/1	11-73/1	2-4/0	14-107/0	11-60/0	9-23/0	4-13/0	3-9/0	9-93/1	23-111/0
Dequan Finn	130-631/9	12-64/1	7-74/2	7-70/1	11-44/1	12-84/0	8-32/0	14-87/1	14-65/2	DNP	8-10/0	DNP	2--8/0	18-86/0	17-23/1
Micah Kelly	120-398/1	8-15/0	5-28/0	8-12/0	4-14/0	18-64/1	4-9/0	10-68/0	5-8/0	1-0/0	17-85/0	16-20/0	DNP	17-53/0	7-22/0
Peny Boone	116-443/3	12-52/0	7-21/2	8-41/0	4-9/0	DNP	8-36/0	20-84/0	5-14/0	15-48/0	7-21/1	8-14/0	15-70/0	1-8/0	6-25/0
Tucker Gleason	42-185/3	1-0/0	3-11/0	2-0/0	1-1/0	DNP	1-8/0	DNP	DNP	7-33/0	DNP	17-106/2	10-26/1	DNP	-
Willie Shaw III	19-60/1	4-13/0	8-47/1	4--2/0	-	DNP	-	DNP	DNP	DNP	DNP	DNP	3-2/0	DNP	DNP
Devin Maddox	5-12/0	DNP	-	-	-	2--3/0	1-6/0	1-2/0	1-7/0	-	-	-	-	-	-
Jordan Lowe	2-37/1	1-29/1	1-8/0	DNP	-	-	-	DNP	-	DNP	DNP	DNP	DNP	DNP	DNP
Judge Culpepper	1-1/0	-	-	-	-	-	1-1/0	-	-	-	-	-	-	-	-
Jerjuan Newton	1--1/0	-	-	-	-	-	-	-	-	-	-	-	-	-	1--1/0

Receiving

Player	No-Yds/TD	LIU	UMass	OSU	SDSU	CMU	NIU	KentSt	UB	EMU	BSU	BGSU	WMU	Ohio	Lib
Jerjuan Newton	53-830/9	4-54/1	4-106/0	2-42/1	-	3-49/0	5-89/2	5-125/2	6-54/0	1-35/1	7-94/1	4-54/1	1-9/0	6-77/0	5-42/0
DeMeer Blankumsee	41-512/3	7-29/0	6-59/0	3-35/0	8-112/0	5-106/1	DNP	DNP	-	DNP	-	3-79/0	1-17/1	4-33/1	4-42/0
Devin Maddox	39-548/3	DNP	1-11/1	2-15/0	6-43/0	1-12/0	4-46/0	5-51/1	4-34/0	3-80/0	3-72/1	3-77/0	4-78/0	2-17/0	1-12/0
Jamal Turner	29-378/8	3-87/1	-	-	3-11/1	2-9/1	2-26/1	2-17/1	3-36/1	1-23/0	4-54/1	3-22/1	2-29/0	1-11/0	3-53/0
Mikel Barkley	22-289/3	DNP	-	1-10/0	1-13/0	-	1-7/0	3-61/2	3-39/0	6-79/1	2-43/0	1-4/0	4-33/0	DNP	DNP
Micah Kelly	12-68/1	-	1-1/0	-	2-34/0	-	1-3/0	-	1-7/0	-	2-0/0	4-21/1	DNP	1-2/0	-
Thomas Zsiros	10-198/1	1-11/0	-	1-50/1	-	-	-	1-9/0	2-36/0	-	2-33/0	2-53/0	-	-	1-6/0
Peny Boone	10-84/0	1-0/0	-	1-1/0	2-41/0	DNP	-	-	3-20/0	2-18/0	-	-	1-4/0	-	-
Jacquez Stuart	10-45/0	1-7/0	-	-	-	2-10/0	1-11/0	-	1-8/0	1-2/0	1-5/0	1-1/0	1-7/0	-	1--6/0
Lenny Kuhl	7-43/3	1-8/0	-	-	-	-	1-8/1	-	1-6/0	1-1/1	-	-	-	1-4/0	2-16/1
Anthony Torres	5-64/0	1-1/0	-	-	-	-	-	-	-	-	-	-	2-35/0	1-10/0	1-18/0
Adam Beale	2-30/0	-	-	2-30/0	-	-	-	-	-	-	-	-	-	-	-
Larry Stephens	2-23/0	-	-	-	-	-	-	-	DNP	DNP	-	DNP	2-23/0	DNP	DNP
Ezechiel Tieide	2-6/0	2-6/0	-	DNP	-	DNP	-	-	-	DNP	-	DNP	-	-	DNP
Junior Vanderross III	1-18/0	-	-	-	DNP	DNP	-	-	-	-	-	1-18/0	-	-	DNP
Willie Shaw III	1-8/0	1-8/0	-	-	-	DNP	-	DNP	DNP	DNP	DNP	DNP	-	DNP	DNP





2022 INDIVIDUAL STATS

RETURNS - GAME BY GAME

Punt Returns

Player	No-Yds	LIU	UMass	OSU	SDSU	CMU	NIU	KentSt	UB	EMU	BSU	BGSU	WMU	Ohio	Lib
Adam Beale	31-252	4-34	2-16	-	2-24	2-6	1-0	1-0	2-65	4-20	2-8	1-3	6-28	1-20	3-28

Kick Returns

Player	No-Yds	LIU	UMass	OSU	SDSU	CMU	NIU	KentSt	UB	EMU	BSU	BGSU	WMU	Ohio	Lib
Jacquez Stuart	14-259	1-30	-	-	2-35	-	1-17	4-73	2-33	-	1-13	2-34	1-24	-	-
Junior Vanderross III	3-44	-	-	-	DNP	DNP	-	-	-	-	-	2-23	-	1-21	DNP
Jerjuan Newton	2-17	-	1-3	-	-	-	1-14	-	-	-	-	-	-	-	-
Nasir Bowers	1-21	-	-	-	-	-	-	-	-	1-21	DNP	-	DNP	DNP	DNP
DeMeer Blankumsee	1-1	-	-	-	-	-	DNP	DNP	-	DNP	-	-	-	-	1-1
Jalen Riven	1-0	DNP	1-0	DNP	DNP	DNP	DNP	DNP	DNP	DNP	DNP	DNP	-	-	DNP

Interceptions Returns

Player	No-Yds	LIU	UMass	OSU	SDSU	CMU	NIU	KentSt	UB	EMU	BSU	BGSU	WMU	Ohio	Lib
Quinyon Mitchell	5-51	-	-	-	-	-	4-45	-	-	-	-	-	1-6	-	-
Maxen Hook	2-16	-	-	-	-	-	DNP	DNP	-	1-0	1-16	-	-	-	-
Nate Bauer	2--3	-	-	-	-	-	-	1-0	-	-	-	-	-	1--3	-
Desjuan Johnson	1-12	-	-	-	-	-	-	-	-	-	-	1-12	-	-	-
Zachary Ford	1-11	1-11	-	-	-	-	-	-	-	-	-	-	-	-	-
Chris McDonald Jr.	1-0	DNP	-	-	1-0	-	-	DNP	-	-	-	-	-	-	-

Fumble Returns

Player	No-Yds	LIU	UMass	OSU	SDSU	CMU	NIU	KentSt	UB	EMU	BSU	BGSU	WMU	Ohio	Lib
Dyontae Johnson	2-0	-	-	-	-	1-0	-	-	1-0	-	-	-	-	-	-
Troy Simon	1-22	-	1-22	-	-	-	DNP	DNP	DNP	DNP	DNP	DNP	DNP	DNP	DNP
Adrian Woliver	1-0	-	DNP	-	-	1-0	-	-	-	-	-	DNP	-	-	DNP
Jamal Hines	1-0	-	-	-	-	-	-	-	-	-	-	-	-	-	1-0
Darius Alexander	1-0	-	-	-	-	1-0	-	-	-	-	-	-	-	-	DNP



2022 INDIVIDUAL STATS

TACKLES - GAME BY GAME

Total Tackles

Player	S-A	Total	LIU	UMass	OSU	SDSU	CMU	NIU	KentSt	UB	EMU	BSU	BGSU	WMU	Ohio	Lib
Dallas Gant	50-66	116	4-7	0-9	2-3	3-1	9-4	6-9	4-3	1-7	5-2	2-8	3-4	5-2	6-4	0-3
Dyontae Johnson	43-66	109	1-4	1-5	4-6	1-2	4-3	5-4	2-5	5-7	7-3	3-8	3-7	3-2	2-6	2-4
Maxen Hook	42-39	81	0-1	2-4	7-2	6-4	-	DNP	DNP	8-4	7-6	2-5	1-5	2-0	4-3	3-5
Desjuan Johnson	26-39	65	3-4	1-5	1-2	3-3	0-2	3-5	2-2	0-3	5-1	2-4	1-5	2-2	3-1	-
Nate Bauer	33-28	61	0-1	-	3-2	2-3	2-2	2-7	7-2	2-3	4-1	2-1	3-2	2-1	2-1	2-2
Jamal Hines	23-36	59	2-2	1-8	1-0	0-1	0-1	1-1	3-4	4-4	2-1	1-2	1-2	5-4	0-4	2-2
Zachary Ford	29-29	58	2-1	1-3	0-1	1-3	3-4	5-2	3-0	1-2	1-1	5-5	1-4	2-1	2-2	2-0
Judge Culpepper	13-31	44	0-3	1-4	1-1	1-2	1-5	-	4-6	1-2	0-2	1-4	-	2-2	-	1-0
Quinyon Mitchell	27-14	41	0-1	1-1	-	2-4	1-0	1-2	5-2	6-0	1-0	-	3-2	4-0	1-2	2-0
Chris McDonald Jr.	25-15	40	DNP	2-1	6-1	3-1	2-2	3-2	DNP	1-1	2-0	1-2	3-2	1-0	0-1	1-2
Jackson Barrow	12-19	31	1-3	1-1	-	1-2	1-3	4-5	-	1-0	-	2-0	0-1	0-1	0-2	1-1
Nate Givhan	12-15	27	0-2	0-1	2-0	1-1	1-1	DNP	DNP	DNP	0-1	2-3	1-1	3-3	1-1	1-1
Adrian Woliver	9-15	24	0-1	DNP	1-2	-	2-0	0-3	0-1	2-3	2-2	0-2	DNP	2-1	-	DNP
Ronald Delancy III	19-4	23	1-0	2-0	1-0	DNP	DNP	2-0	1-1	1-0	3-1	-	-	2-1	5-1	1-0
Darius Alexander	8-13	21	0-1	-	2-1	-	1-1	0-1	1-2	-	1-0	0-1	0-2	3-2	0-2	DNP
Andre Fuller	10-8	18	1-1	1-1	3-1	1-0	0-2	1-1	1-0	-	1-0	-	0-1	0-1	-	1-0
Rourke Freeburg	6-12	18	0-2	2-7	2-1	DNP	1-1	1-1	DNP	-	-	-	-	-	DNP	DNP
D'Andre Ragin	7-8	15	1-0	2-1	-	1-1	1-0	-	0-1	2-2	0-1	0-2	-	DNP	-	DNP
Deshawn Holt	2-13	15	0-1	0-2	-	DNP	0-3	0-1	1-2	-	1-2	-	0-1	0-1	-	DNP
Cavon Butler	2-12	14	-	0-2	1-4	0-3	1-0	0-3	DNP	DNP	DNP	DNP	DNP	DNP	DNP	DNP
Avery Smith	6-6	12	2-1	2-3	1-0	0-2	-	-	-	DNP	DNP	-	DNP	-	-	1-0
Nasir Bowers	4-6	10	-	0-3	1-1	-	0-1	-	1-1	-	2-0	DNP	-	DNP	DNP	DNP
Jaylin Mines	4-5	9	1-2	0-1	1-0	-	-	-	1-2	-	-	DNP	1-0	-	-	DNP
Thomas Zsiros	6-2	8	-	-	-	-	0-1	1-0	-	0-1	1-0	-	2-0	2-0	-	-
Nick Turner	5-3	8	1-0	0-1	2-0	DNP	2-1	DNP	0-1	DNP	DNP	DNP	DNP	-	-	DNP
Emmanuel McNeil-Warren	3-4	7	0-2	1-0	-	-	1-1	1-0	0-1	-	-	-	-	-	-	DNP
Junior Vandeross III	4-2	6	-	-	-	DNP	DNP	1-0	0-1	-	-	1-0	0-1	-	2-0	DNP
Eric Holley	4-2	6	DNP	-	DNP	DNP	DNP	1-0	1-1	1-0	-	0-1	1-0	DNP	DNP	DNP
Troy Simon	2-4	6	0-2	0-1	2-1	-	-	DNP	DNP	DNP	DNP	DNP	DNP	DNP	DNP	DNP
CJ Wilson Jr	0-6	6	0-5	0-1	DNP	DNP	DNP	DNP	DNP	DNP	DNP	DNP	DNP	DNP	DNP	DNP
Xavier Black	1-4	5	DNP	1-4	DNP	DNP	DNP	DNP	DNP	DNP	DNP	DNP	DNP	DNP	DNP	DNP
Sawiaha Ellis	1-4	5	-	1-3	-	-	-	-	-	0-1	-	-	-	-	-	DNP
Martez Poynter	1-4	5	0-1	0-1	DNP	DNP	-	0-1	DNP	-	-	-	1-0	-	0-1	DNP
Terrance Taylor	0-5	5	0-1	0-2	0-2	DNP	DNP	DNP	DNP	DNP	DNP	DNP	DNP	DNP	DNP	DNP
Mike Coleman	2-2	4	-	0-1	1-0	DNP	DNP	-	DNP	0-1	DNP	DNP	DNP	DNP	DNP	1-0
Doran Ray Jr.	0-4	4	0-2	0-2	DNP	DNP	DNP	DNP	DNP	DNP	DNP	DNP	DNP	DNP	DNP	DNP
Jamal Turner	2-1	3	-	-	-	1-0	-	-	-	-	-	-	0-1	1-0	-	-
Devan Rogers	0-3	3	DNP	-	0-1	-	-	-	-	-	-	-	0-1	-	0-1	-
Thomas Cluckey	2-0	2	-	-	-	-	-	-	-	-	1-0	-	-	-	1-0	-
Ben Lisk	1-1	2	-	-	-	0-1	-	-	-	-	-	-	-	1-0	-	-
Larry Stephens	1-0	1	-	-	-	-	-	1-0	-	DNP	DNP	-	DNP	-	DNP	DNP
DeMeer Blankumsee	1-0	1	-	-	-	-	-	DNP	DNP	1-0	DNP	-	-	-	-	-
Vinny Sciury	1-0	1	-	-	-	1-0	-	-	-	-	-	-	-	-	-	-
Jacquez Stuart	1-0	1	-	-	-	-	-	-	-	-	-	-	-	-	-	1-0
Devin Maddox	1-0	1	DNP	-	-	-	-	-	-	1-0	-	-	-	-	-	-
Jerjuan Newton	1-0	1	-	-	1-0	-	-	-	-	-	-	-	-	-	-	-
Derell Bedingfield	0-1	1	DNP	0-1	DNP	DNP	DNP	DNP	DNP	DNP	DNP	DNP	DNP	DNP	DNP	DNP
Jeremiah Peters	0-1	1	0-1	-	DNP	-	-	-	DNP	DNP	DNP	DNP	DNP	DNP	DNP	DNP
Nick Days	0-1	1	DNP	DNP	DNP	DNP	DNP	DNP	DNP	0-1	-	DNP	-	DNP	DNP	DNP
Chris Gales	0-1	1	DNP	0-1	DNP	DNP	DNP	DNP	DNP	DNP	DNP	DNP	DNP	DNP	DNP	DNP





2022 INDIVIDUAL STATS

TACKLES FOR LOSS - GAME BY GAME

Player	UA-A	Total	LIU	UMass	OSU	SDSU	CMU	NIU	KentSt	UB	EMU	BSU	BGSU	WMU	Ohio	Lib
Desjuan Johnson	12-9	16.5	3.0-11	1.5-3	-	1.0-5	1.0-0	1.0-1	-	0.5-5	2.0-11	1.5-6	1.5-7	2.5-6	1.0-2	-
Jamal Hines	8-4	10.0	1.5-2	0.5-0	-	-	-	1.0-10	1.0-9	3.0-13	-	1.0-8	1.0-9	-	-	1.0-3
Dyontae Johnson	5-6	8.0	1.0-4	0.5-2	-	0.5-2	-	1.0-7	0.5-1	1.0-1	1.0-7	1.0-12	1.0-5	-	0.5-0	-
Darius Alexander	5-4	7.0	0.5-3	-	1.0-2	-	1.0-2	-	0.5-0	-	1.0-8	-	-	2.5-4	0.5-1	DNP
Nate Givhan	6-1	6.5	0.5-0	-	-	1.0-3	-	DNP	DNP	DNP	-	1.0-12	-	2.0-10	1.0-7	1.0-13
Adrian Woliver	5-2	6.0	0.5-0	DNP	-	-	2.0-10	-	-	1.0-10	1.0-1	0.5-3	DNP	1.0-4	-	DNP
Dallas Gant	4-3	5.5	0.5-1	-	-	1.0-1	-	2.5-5	0.5-1	-	-	1.0-2	-	-	-	-
Zachary Ford	4-1	4.5	-	-	-	-	-	-	-	0.5-2	1.0-1	2.0-3	-	1.0-8	-	-
Judge Culpepper	3-2	4.0	0.5-0	-	-	-	1.0-6	-	2.5-10	-	-	-	-	-	-	-
Nate Bauer	3-2	4.0	-	-	-	0.5-2	-	-	1.0-4	-	-	-	1.0-4	1.0-6	-	0.5-1
Quinyon Mitchell	3-1	3.5	-	0.5-1	-	1.0-2	-	-	1.0-1	-	-	-	-	1.0-6	-	-
Maxen Hook	3-0	3.0	-	-	-	2.0-10	-	DNP	DNP	-	1.0-2	-	-	-	-	-
Deshawn Holt	2-2	3.0	-	-	-	DNP	0.5-1	-	1.0-2	-	1.0-5	-	-	0.5-0	-	DNP
Jackson Barrow	2-1	2.5	-	-	-	-	-	-	-	1.0-6	-	-	-	0.5-0	-	1.0-7
Avery Smith	2-0	2.0	-	2.0-9	-	-	-	-	-	DNP	DNP	-	DNP	-	-	-
D'Andre Ragin	2-0	2.0	-	-	-	-	-	-	-	2.0-2	-	-	-	DNP	-	DNP
Cavon Butler	1-1	1.5	-	-	-	-	1.0-5	0.5-1	DNP	DNP	DNP	DNP	DNP	DNP	DNP	DNP
Chris McDonald Jr.	0-3	1.5	DNP	-	-	-	0.5-1	-	DNP	-	-	-	0.5-0	-	-	0.5-0
Rourke Freeburg	1-0	1.0	-	-	1.0-5	DNP	-	-	DNP	-	-	-	-	-	DNP	DNP
Andre Fuller	1-0	1.0	1.0-5	-	-	-	-	-	-	-	-	-	-	-	-	-
Terrance Taylor	0-1	0.5	0.5-3	-	-	DNP	DNP	DNP	DNP	DNP	DNP	DNP	DNP	DNP	DNP	DNP
Martez Poynter	0-1	0.5	0.5-1	-	DNP	DNP	-	-	DNP	-	-	-	-	-	-	DNP
Troy Simon	0-1	0.5	0.5-1	-	-	-	-	DNP	DNP	DNP	DNP	DNP	DNP	DNP	DNP	DNP
CJ Wilson Jr	0-1	0.5	0.5-1	-	DNP	DNP	DNP	DNP	DNP	DNP	DNP	DNP	DNP	DNP	DNP	DNP

SACKS - GAME BY GAME

Player	UA-A	Total	LIU	UMass	OSU	SDSU	CMU	NIU	KentSt	UB	EMU	BSU	BGSU	WMU	Ohio	Lib
Jamal Hines	6-1	6.5	-	-	-	-	-	1-10	1-9	2.5-12	-	1-8	1-9	-	-	-
Desjuan Johnson	4-3	5.5	0.5-3	-	-	-	-	1-1	-	0.5-5	1-10	0.5-3	1-6	1-2	-	-
Nate Givhan	5-0	5	-	-	-	-	-	DNP	DNP	DNP	-	1-12	-	2-10	1-7	1-13
Adrian Woliver	4-1	4.5	-	DNP	-	-	2-10	-	-	1-10	-	0.5-3	DNP	1-4	-	DNP
Dyontae Johnson	3-0	3	-	-	-	-	-	-	-	-	1-7	1-12	1-5	-	-	-
Zachary Ford	2-0	2	-	-	-	-	-	-	-	-	-	1-1	-	1-8	-	-
Darius Alexander	1-1	1.5	0.5-3	-	-	-	-	-	-	-	1-8	-	-	-	-	DNP
Nate Bauer	1-0	1	-	-	-	-	-	-	-	-	-	-	-	1-6	-	-
Andre Fuller	1-0	1	1-5	-	-	-	-	-	-	-	-	-	-	-	-	-
Maxen Hook	1-0	1	-	-	-	1-8	-	DNP	DNP	-	-	-	-	-	-	-
Jackson Barrow	1-0	1	-	-	-	-	-	-	-	-	-	-	-	-	-	1-7
Cavon Butler	1-0	1	-	-	-	-	1-5	-	DNP	DNP	DNP	DNP	DNP	DNP	DNP	DNP
Judge Culpepper	1-0	1	-	-	-	-	1-6	-	-	-	-	-	-	-	-	-





2022 STARTERS

Toledo 2022 Game by Game Starters

OFFENSE

Game	LT	LG	C	RG	RT	TE	QB	RB	WR	WR	WR
LIU	Ateman	Sciury	Major	Rosi	Bergen	Turner	Finn	Kelly	Newton	Zsiros	Blankumsee
UMass	Ateman	Sciury	Major	Rosi	Bergen	Torres	Finn	Kelly	Newton	Zsiros	Blankumsee
at Ohio State	Ateman	Sciury	Major	Dumont	Rosi	Turner	Finn	Kelly	Newton	Maddox	Blankumsee
at San Diego St.	Ateman	Sciury	Major	Dumont	Rosi	Turner	Finn	Kelly	Newton	Zsiros	Blankumsee
Central Michigan	Ateman	Sciury	Rogers	Major	Rosi	Turner	Finn	Stuart	Newton	Maddox	Blankumsee
at Northern Illinois	Ateman	Sciury	Rogers	Major	Rosi	Turner	Finn	Stuart	Newton	Maddox	Zsiros
Kent State	Berg	Sciury	Rogers	Major	Rosi	Turner	Finn	Kelly	Newton	Maddox	Zsiros
at Buffalo	Berg	Sciury	Rogers	Major	Rosi	Turner	Finn	Stuart	Newton	Maddox	Barkley
at EMU	Berg	Sciury	Rogers	Major	Rosi	Turner	Gleason	Stuart	Newton	Maddox	Barkley
Ball State	Berg	Sciury	Rogers	Major	Rosi	Turner	Finn	Stuart	Newton	Maddox	Barkley
Bowling Green	Berg	Sciury	Rogers	Major	Rosi	Turner	Gleason	Stuart	Newton	Maddox	Barkley
at WMU	Berg	Sciury	Rogers	Major	Rosi	Turner	Finn	Stuart	Newton	Maddox	Zsiros
Ohio (MCG)	Ateman	Sciury	Rogers	Rosi	Berg	Turner	Finn	Stuart	Newton	Maddox	Blankumsee
Liberty (BRB)	Ateman	Sciury	Rogers	Rosi	Berg	Turner	Finn	Stuart	Newton	Maddox	Blankumsee

DEFENSE

Game	OLB	DT	DT	DE	LB	WLB	S	SS	LB or NB	CB	CB
LIU	Hines	Culpepper	Butler	De. Johnson	Bolden	Dy. Johnson	Ford	Hook	Gant	Q. Mitchell	Delancy
UMass	Hines	Culpepper	De. Johnson	Taylor	Gant	Dy. Johnson	Bauer	Hook	Ford	Q. Mitchell	McDonald
at Ohio State	Hines	Culpepper	De. Johnson	Taylor	Gant	Dy. Johnson	Bauer	Hook	Ford	Q. Mitchell	McDonald
at San Diego St.	Hines	Culpepper	De. Johnson	Givhan	Gant	Dy. Johnson	Bauer	Hook	Barrow	Q. Mitchell	McDonald
Central Michigan	Hines	Culpepper	De. Johnson	Givhan	Gant	Dy. Johnson	Bauer	Fuller	Ford	Q. Mitchell	McDonald
at Northern Illinois	Hines	Culpepper	Butler	De. Johnson	Gant	Dy. Johnson	Bauer	Ford	Barrow	Q. Mitchell	McDonald
Kent State	Hines	Culpepper	Alexander	De. Johnson	Gant	Dy. Johnson	Bauer	Ford	McNeil-Warren	Q. Mitchell	Fuller
at Buffalo	Hines	Culpepper	De. Johnson	Woliver	Gant	Dy. Johnson	Bauer	Hook	Delancy	Q. Mitchell	McDonald
at EMU	Hines	Culpepper	De. Johnson	Woliver	Gant	Dy. Johnson	Bauer	Hook	Delancy	Q. Mitchell	McDonald
Ball State	Hines	Culpepper	De. Johnson	Woliver	Gant	Dy. Johnson	Bauer	Hook	Ford	Q. Mitchell	McDonald
Bowling Green	Hines	Culpepper	De. Johnson	Givhan	Gant	Dy. Johnson	Bauer	Hook	Ford	Q. Mitchell	McDonald
at WMU	Hines	Culpepper	De. Johnson	Givhan	Gant	Dy. Johnson	Bauer	Hook	Delancy	Q. Mitchell	McDonald
Ohio (MCG)	Hines	Culpepper	De. Johnson	Givhan	Gant	Dy. Johnson	Bauer	Hook	Barrow	Q. Mitchell	McDonald
Liberty (BRB)	Hines	Culpepper	De. Johnson	Givhan	Gant	Dy. Johnson	Bauer	Hook	Delancy	Q. Mitchell	McDonald





Toledo Football History

Over a Century of Excellence

Steeped in tradition, the University of Toledo football program has produced countless memorable players and great moments in its 106-year history.

From Mel Triplett in the 50's, to Chuck Ealey and Mel Long in the 70's, to Chester Taylor, Kareem Hunt and Diontae Johnson in the 21st century, Rocket stars have put their unique stamp on the college football landscape. From the legendary 35-game winning streak from 1969-71 to all the championship seasons that followed, Toledo football has a rich legacy of success.

Rocket football dates back to 1917, when a group of Toledo University (as it was known then) students put together a football team with the help of a young professor, John Brandeberry. Toledo lost its first game to the University of Detroit by the incredible score of 145-0, but the foundation of the program had been established.

Prospects for Toledo gradually improved after that first season. Coach James Dwyer led Toledo to its first winning record and its first Northwest Ohio league championship in 1923. Eventually Toledo became a reliable football power,

with just one losing season from 1933 to 1948.

Toledo joined the Mid-American Conference in football in 1952 and won its first MAC championship in 1967, but the Rockets really burst onto the national scene two years after that. From 1969-71, Toledo captured the country's attention by winning 35 consecutive games, three straight MAC championships and three straight Tangerine Bowl titles. In each of the three undefeated seasons, Toledo was ranked in the top 20.

The 35-game winning streak ended as the second-longest in major college football history, bettered only by a 47-game string put together by the great Oklahoma teams of 1953-57.

The most famous star of the 1969-71 teams was the legendary quarterback Chuck Ealey. Ealey earned MAC "Back of the Year" honors for an unprecedented three consecutive years and numerous All-America honors from AP, UPI and Football News magazine. Ealey also became the first player in MAC history to receive votes for the Heisman Trophy, receiving 168 points for an eighth-place finish in 1971.

Toledo won its fifth and sixth MAC championships in





TOLEDO FOOTBALL HISTORY

1981 and 1984, but it was in the 1990's and 2000's that the Rockets really took off as a national presence. Toledo was coached in the 90's by Gary Pinkel, who amassed a 73-37-3 record before departing for Missouri following the 2000 season. Pinkel's teams won or shared four titles and cracked the top 25 three times in his final six seasons.

Taking the Rockets to even greater heights was Tom Amstutz, a Toledo native and UT graduate who had spent 21 years as an assistant coach. Amstutz led the Rockets to two MAC titles, four division crowns and four bowl games in eight years at the helm from 2001-08. Running back Chester Taylor (4,849 career yards) dominated from 1998-2001. Quarterback Bruce Gradkowski took over as the star of the Midnight Blue and Gold, setting 21 school passing records from 2003-05.

Tim Beckman came aboard as head coach in 2009 and won 17 games in his final two seasons. A big part of Toledo's resurgence came from wide receiver Eric Page, who caught a MAC-record 306 passes from 2009-11 and earned All-America honors as a kick returner in 2010.

In 2011, the Rockets went 9-4 and won their first bowl game in six years, a 42-41 triumph over Air Force in the Military Bowl. The victory marked the head coaching debut of Matt Campbell, who took over at the end of the regular season when Beckman departed for Illinois. Campbell's Rockets followed that up with 9-4 seasons in 2012 and 2014, including a 63-44 victory over Arkansas State in the 2015 GoDaddy Bowl behind 271 yards rushing and five touchdowns by sophomore Kareem Hunt.

In 2015, the Rockets zoomed up the national polls, checking in at No. 19 in the nation, thanks to big wins over No. 18 Arkansas and Iowa State in successive weeks. Campbell left to take the head coaching position at Iowa State at the conclusion of the 2015 regular season. Offensive coordinator

Jason Candle stepped in and led Toledo to a 32-17 victory over No. 24 Temple in the Marmot Boca Raton Bowl, giving the Rockets their first 10-win season in 15 years. Hunt led the Rockets in rushing for three straight years from 2014-16, twice earning First-Team All-MAC honors.

In 2017, Candle and the Rockets went 11-3 and won the school's first MAC Championship since 2004. Five years later, the Rockets won the 2022 MAC title and went on to win the Roofclaim.com Boca Raton Bowl, becoming the first Toledo team since 2001 to win a league championship and a bowl game in the same season.

TOLEDO'S CHAMPIONSHIP SEASONS

Year	Record	Championship
2022	9-5	MAC Champions
2017	11-3	MAC Champions
2015	10-2	MAC West Co-Champions
2014	9-4	MAC West Co-Champions
2011	9-4	MAC West Co-Champions
2005	9-3	MAC West Co-Champions
2004	9-4	MAC Champions
2002	9-5	MAC West Co-Champions
2001	10-2	MAC Champions
2000	10-1	MAC West Co-Champions
1998	7-5	MAC West Champions
1997	9-3	MAC West Champions
1995	11-0-1	MAC Champions
1990	9-2	MAC Co-Champions
1984	9-2-1	MAC Champions
1981	9-3	MAC Champions
1971	12-0	MAC Champions
1970	12-0	MAC Champions
1969	11-0	MAC Champions
1967	9-1	MAC Co-Champions
1929	4-2-1	NWO Co-Champions
1927	5-2	NWO Champions
1923	6-4	NWO Champions

BIG NON-CONFERENCE WINS


- 2022: Toledo 21, Liberty 19 (Roofclaim.com Boca Raton Bowl)
- 2019: Toledo 28, BYU 21
- 2015: Toledo 16, #18 Arkansas 12
- 2015: Toledo 32, #24 Temple 17 (Marmot Boca Raton Bowl)
- 2012: Toledo 29, #18 Cincinnati 23
- 2011: Toledo 42, Air Force 41 (Military Bowl)
- 2010: Toledo 31, Purdue 20
- 2009: Toledo 54, Colorado 38
- 2008: Toledo 13, Michigan 10
- 2007: Toledo 36, Iowa State 35
- 2006: Toledo 37, Kansas 31 - 2OT
- 2003: Toledo 35, #9 Pittsburgh 31
- 2001: Toledo 38, Minnesota 7
- 2000: Toledo 24, Penn State 6



The Rockets won three MAC Championships and three bowl titles during its famous 35-0 streak of 1969-71.



Toledo Football Timeline



1917

• John Brandeberry, an engineering professor, is “selected” coach when he begins conversing with some students on the gravel field near the 11th Street UT campus. Team member Charles Morgan later says, “Nobody else wanted the job.” Each of the team’s 13 members purchases his own uniform. The team has no practice scrimmages prior to playing the first game in school history, a contest at powerful Detroit. UT not only loses the game, 145-0, it loses four players to injury. But the program is sustained by the whopping \$150 guarantee it receives for playing the game. Toledo finishes the season 0-3, outscored 262-0 by its opponents.

1918

• The first win in school history comes over Defiance, 19-12. UT finishes the season with a 1-1 record.

1920s

• The Blade newspaper refers to the team as “Munies,” short for Municipal University, and also as the “Fighters.”

1922

• The first football field, usually referred to as University Stadium, is built at Scott Park. Seating, consisting of seven rows of wooden bleachers, is added in 1923. Games are also played at Armory Park,

and Waite, Scott, Libbey and St. John’s high schools from 1918-1936.

1923

• Toledo acquires its current nickname following a game with powerful Carnegie Tech. Surprised to learn that Toledo has no nickname, Pittsburgh sports writers pressure James Neal, a UT student manager working in the press box, to come up with one. Neal,

impressed with his team’s flashy performance against a superior Carnegie Tech team, labels UT the “Skyrockets,” which the writers shorten to “Rockets.”

• Toledo wins its first football championship (Northwest Ohio Conference), also the school’s first in any sport.

• Jim Pierce is the first African-American team captain, and becomes a professor after graduation.



Toledo’s very first football team was organized in 1917, led by Coach John Brandeberry (upper right corner).





Toledo Football Timeline

1929

- The UT marching band, 30 members strong, appears for the first time at a home football game.
- The annual football budget grows to \$2,000.

1931

- Amid the Great Depression, football is cancelled due to a lack of funds.

1932

- The fight song is written by Athletic Director Dave Connelly.

1933

- Jerry Welling, a halfback, is the first Rocket voted All-Ohio (by AP). He leads Ohio college scorers with 66 points.

1934

- The first night game is played, a 20-0 victory over Capital, at Swayne Field.

1935

- A Toledo game is broadcast on radio for the first time as the Rockets defeat Denison, 13-0.
- Toledo defeats Bowling Green, 63-0. The two rivals don't play again until 1948.

1936

- The Glass Bowl (then called "University Stadium") is built on the present-day UT campus. A Works Progress Administration project, it is paid for with a \$272,000 grant from the federal government and \$41,558 from the city of Toledo and the university.

1937

- The Glass Bowl debuts in a game versus Bluffton.

1938

- Players use the towers in the Glass Bowl as living quarters.
- UT hosts and defeats 12th-ranked Marshall, 13-7, in front of 9,500 fans.

1943

- With the country at war, football is suspended from 1943-45.

1946

- After lying dormant for almost four years, University Stadium is renovated and renamed "The Glass Bowl." Lights are installed for the stadium's first night games.

- Toledo hosts the first of four post-season contests known as the Glass Bowl Game. A record crowd of 13,500 watches UT defeat Bates College, 21-12.

1948

- The first Toledo football game is televised by WSPD-TV13 (now WTVG).

1952

- Toledo plays its first season in the Mid-American Conference, which at the time also includes Cincinnati, Miami, Ohio, Bowling Green, Kent State, Western Michigan and Western Reserve.



Construction on the Glass Bowl began in 1936 and was completed a year later.

1961

- A U.S. Army Nike-Ajax missile is first installed in the north end zone. Later it is moved to just outside the stadium.

1966

- The cannon is fired off at home games following Toledo scores for the first time.

1967

- After a season-opening loss to Ohio, the Rockets reel off nine straight wins to clinch its first MAC title.

1969

- A 45-18 win over Villanova marks the beginning of Toledo's famed 35-game winning streak, second only in NCAA history to Oklahoma's 49 straight.
- The Rockets win their second MAC title and end an 11-0 season by defeating Davidson, 56-33, in the Tangerine Bowl.

1970

- Toledo thrashes William & Mary, 40-12, in the Tangerine Bowl, finishes 12-0 and is ranked 12th in the final AP poll.



A view of the newly christened "Glass Bowl" in 1946 from the press box. A dirt road through the woods (top left) led cars back to campus.





Toledo Football Timeline

1971

- Mel Long becomes the first consensus All-American in MAC history. Long later played with the Cleveland Browns.
- The Rockets win a third-consecutive MAC title and their fourth in five years.
- Toledo is 12-0 and ranked 14th in the final AP poll following a 28-3 victory over Richmond in the Tangerine Bowl.
- Rocket quarterback Chuck Ealey is named MAC Player of the Year for the third time, and finishes eighth in the Heisman Trophy balloting.

1974

- Astro turf is installed in the Glass Bowl for the first time.

1975

- Quarterback Gene Swick becomes the first player in NCAA history to reach 8,000 yards in career total offense. Swick leads the nation in total offense and finishes 10th in voting for the Heisman Trophy.

1980

- The annual Peace Pipe trophy, given to the winner of the Toledo-Bowling Green game, is awarded for the first time in football.



Gene Swick led the nation in total offense and finished 10th in the Heisman balloting in 1975.



Nick Saban was named the Rockets' head coach in 1990.

1981

- Toledo wins its fifth MAC title and stuns 20th-ranked San Jose, 27-25, in the inaugural California Bowl.

1984

- Toledo wins its sixth MAC title, and makes a second appearance in the California Bowl.

1990

- The newly renovated Glass Bowl debuts. The new stadium features a modern sky box with 42 luxury suites. The Larimer Building, a new facility to house the football offices, locker rooms, weight rooms and classrooms, also debuts.
- Toledo ties Central Michigan for the MAC title, UT's seventh MAC crown, in Coach Nick Saban's only season as head coach of the Rockets.

1991

- Long-time Washington assistant Gary Pinkel takes over as head coach.

1992

- The Rockets upset Purdue, 33-29, the first win in UT history over a Big Ten opponent. QB Kevin Meger is named Sports Illustrated national offensive player of the week.

1993

- The Denver Broncos selected UT defensive end Dan Williams with the 11th pick in the NFL draft, the highest pick in MAC history at the time.

1995

- Toledo wins its eighth MAC title in school history, posting a 7-0-1 conference mark.
- The Rockets complete their fourth undefeated season in school history (11-0-1) with a 40-37 victory over Nevada in the Las Vegas Bowl. Wasean Tait scores from two yards out for the winning points in the first overtime game in NCAA Division I-A history.
- Toledo is ranked 22nd in the final UPI poll, 24th in the AP poll and 24th in the CNN/USA Today poll. Tait finishes second in the nation in rushing, tallying a MAC-record 2,090 yards.

1997

- Toledo begins its season with a 36-22 upset of Purdue and proceeds to an 8-0 record. Before the streak was snapped with a loss at Ball State, the Rockets were ranked No. 18 in the AP poll and No. 20 in the CNN/USA Today poll. The Rockets go on to win the MAC West title.
- Coach Gary Pinkel is named MAC Coach of the Year for the second time.

1998

- The Rockets repeat as MAC West champions.

1999

- A video replay board is installed in the north end zone of the Glass Bowl.
- Former Rocket Mel Long, Sr. is inducted into the National College Football Hall of Fame.





Toledo Football Timeline



Wasean Tait's touchdown in overtime gave Toledo a 40-37 victory over Nevada in the 1995 Las Vegas Bowl.

2000

- The Rockets go 10-1, including a 24-6 win at Penn State in the season opener. Toledo is ranked No. 25 in the nation in the final AP and USA Today/ESPN polls, but is the only ranked team that does not receive a bid to a bowl game.
- Gary Pinkel, the winningest coach in UT history, leaves after 10 years to take the top position at Missouri. Long-time assistant Tom Amstutz is named head coach.

2001

- The Rockets win 10 games for the second consecutive season, but this time go on to win the MAC Championship Game and Motor City Bowl in Tom Amstutz's rookie season as head coach.
- Toledo finishes the season ranked No. 22 in the USA Today/ESPN poll and No. 23 in the AP poll.
- The Rockets set MAC records for attendance in a season (30,014) and single game (36,852 vs. Navy).
- Chester Taylor is named third-team All-America by the Associated Press and sets the school record for career rushing yards with 4,659. Taylor is taken in the sixth round of the 2002 NFL Draft by Baltimore.

- Placekicker Todd France earns first-team Verizon Academic All-America honors after graduating with a 3.97 grade-point average in mechanical engineering.

2002

- The Rockets win their second consecutive MAC West Division title in improbable fashion, stringing together four straight do-or-die wins at the end of the regular season. UT also makes its second consecutive bowl appearance, a return trip to the Motor City Bowl.

- Quarterback Brian Jones leads the nation in pass completion percentage and sets the all-time MAC record, connecting on 70.2 percent of his passes.

2003

- The Rockets defeat No. 9 Pittsburgh, 35-31, in the Glass Bowl. It is the highest-ranked opponent Toledo has ever beaten. Later, UT knocks off No. 21 Northern Illinois, the only time the Rockets have defeated two Top 25 teams in one season.
- Quarterback Bruce Gradkowski sets a MAC record by connecting on 71.2

- percent of his passes.
- Wide receiver Lance Moore leads the nation with 103 receptions.

2004

- The Rockets win another MAC Championship, thanks to three remarkable comeback victories. UT has to come from behind to defeat Northern Illinois and Bowling Green to clinch the MAC West Division crown, then rallies again to defeat Miami in the MAC Championship Game at Ford Field in Detroit.
- The Rockets play in the Motor City Bowl for the third time in four years.
- Coach Tom Amstutz is selected as the Ohio College Coach of the Year.
- Offensive lineman Nick Kaczur is selected in the third round of the 2005 NFL Draft by the Super Bowl champion New England Patriots.
- Toledo makes a then school-record seven appearances on ESPN or ESPN2.

2005

- The Rockets finish 9-3 and end the season with a resounding 45-13 victory over UTEP in the GMAC Bowl.
- Quarterback Bruce Gradkowski ends his career holding 21 school records, including most passing yards, most TD passes and highest completion percentage.
- Gradkowski is selected in the sixth round of the NFL Draft by Tampa Bay, the first Rocket QB to be drafted since Gene Swick in 1976.

2006

- The Rockets record their first victory over a Big 12 opponent, a 37-31 double-overtime win over Kansas at the Glass Bowl on ESPN2.



The Rockets celebrate a 24-6 victory over Penn State in 2000.





Toledo Football Timeline



Lance Moore helped lead the Rockets to an upset of No. 9 Pittsburgh in 2003, while also leading the nation with 103 receptions.

2007

- Brett Kern is named one of three finalists for the Ray Guy Award as the nation's best punter.
- John Greco and Jalen Parmele are both selected in the 2008 NFL Draft, the first time since 1970 that two Rockets were drafted within the first seven rounds.

2008

- The Rockets upset Michigan, 13-10, before more than 107,000 witnesses at Michigan Stadium.
- Former Oklahoma State defensive coordinator Tim Beckman is named Toledo's head coach on Dec. 4, 2008.

2009

- The Rockets beat Colorado, 54-38, their third victory over a Big 12 school in four years.
- The Rockets host Ohio State at Cleveland Browns Stadium on Sept. 19 before 71,727, the largest home crowd in MAC history.



Head Coach Tom Amstutz accepts congratulations after his Rockets defeated Michigan in the Big House in 2008.

2010

- The Fetterman Training Center opens, giving UT its first indoor practice facility.
- The Rockets knock off Purdue, 31-20, the fifth consecutive season that UT defeated a school from a league with an automatic berth into the BCS.
- The Rockets go 8-5 and make first bowl appearance in five years, a trip to the Little Caesars Pizza Bowl at Ford Field in Detroit.
- Eric Page earns All-America honors as a kick returner, the first Rocket in 35 years to earn first-team honors. Page is the first MAC player to earn first-

team honors on the Walter Camp All-America team in over a decade. He is named the national Kickoff Returner of the Year by the College Football Performance Awards.

2011

- Offensive coordinator Matt Campbell becomes Toledo's 26th head coach after Tim Beckman departs for Illinois.
- The Rockets defeat Air Force in the Military Bowl, 42-41, to finish the season with a 9-4 record.

- Junior Eric Page opts to turn professional after a three-year career that sees him tie the MAC record for receptions with 306.
- Page is one of a record seven Rockets to sign free-agent contracts with NFL teams following the 2012 NFL Draft.

2012

- The Rockets defeat No. 18 Cincinnati, 29-23, in the Glass Bowl on Oct. 20.
- Toledo earns its third consecutive bowl berth, this time a trip to Boise to play Utah State in the Famous Idaho Potato Bowl.
- Linebacker Dan Molls leads the nation in tackles with 166 and earns first-team Academic All-America honors.

2013

- Toledo becomes the first university to dedicate a POW/MIA seat in a pre-game ceremony vs. Navy at the Glass Bowl on Oct. 19. The Rockets go on to defeat the Midshipmen, 45-44, in an epic overtime battle.

2014

- The newly renovated Larimer Athletic Complex opens its doors in July.
- Toledo wins nine games for the third time in four years and goes on to defeat Arkansas State in the 2015 GoDaddy Bowl.
- Sophomore Kareem Hunt finishes with 1,631 yards rushing in 10 games and ranks second in the nation with 8.0 yards per carry.
- Senior center Greg Mancz earns second-team All-America honors and becomes the first offensive lineman to win the Vern Smith Award, given annually to the MAC player of the year.





Toledo Football Timeline



Eric Page tied the MAC record with 306 receptions in just three seasons from 2009-11.

2015

- Toledo knocks off No. 18 Arkansas, 16-12, in Little Rock.
- The Rockets begin the season with seven consecutive victories and are ranked as high as No. 19 in the national polls.
- Offensive coordinator Jason Candle assumes the head coaching reins after Matt Campbell departs for Iowa State at the conclusion of the regular season.
- Toledo beats No. 24 Temple, 32-17, in Candle's debut at the Marmot Boca Raton Bowl, giving UT 10 wins for the first time in 15 years.

2016

- The Rockets earn their sixth bowl berth in the past seven years, playing Appalachian State in the Raycom Media Camellia Bowl.
- Tight end Michael Roberts breaks the school record with 16 touchdown receptions and is named a first-team All-American by the Football Writers Association of America.
- Toledo has three players chosen in the 2017 NFL Draft: running back Kareem Hunt (third round), tight end Michael Roberts (4th round) and defensive tackle Treyvon Hester (seventh round).

2017

- Toledo wins 11 games and its first MAC Championship title in 13 years with a 45-28 victory over Akron in the league championship game at Ford Field in Detroit.
- The Rockets earn their seventh bowl berth in the past eight years, playing Appalachian State in the Dollar General Bowl.
- Jason Candle is named MAC Coach of the Year.
- Quarterback Logan Woodside sets the school record for career passing yardage (10,514) and touchdown passes (93). He is named MAC Offensive Player of the Year and also earns the Vern Smith Leadership Award (MAC MVP).
- Woodside is selected in the seventh round of the 2018 NFL Draft by Cincinnati.

2018

- Toledo wins the Battle of I-75 Trophy for the ninth-consecutive season with a 52-36 triumph over Bowling Green.
- Toledo earns its ninth consecutive winning season and a trip to the Makers Wanted Bahamas Bowl.
- Diontae Johnson is selected in the third round of the 2019 NFL Draft by Pittsburgh, while Ka'dar Hollman is taken in the sixth round by Green Bay.



Terry Swanson rushed for 180 yards and two touchdowns in Toledo's 45-28 victory over Akron in the 2017 MAC Championship Game.



Kareem Hunt rushed for 271 yards and five TDs in the 2015 GoDaddy Bowl, earning MVP honors.

2019

- Toledo defeats BYU, 28-21, in a thriller in the Glass Bowl, avenging a 55-53 loss in Provo three years earlier.

2020

- After being sidelined for months by the COVID-19 pandemic, the Rockets go 4-2 in the shortened season. A pair of three-point losses to Western Michigan and Ball State keep Toledo out of the MAC Championship Game.

2021

- The Rockets are bowl eligible for the 12th consecutive season and accept a bid to the Bahamas Bowl.
- Tycen Anderson (Cincinnati) and Samuel Womack (San Francisco) are each selected in the fifth round of the 2022 NFL Draft.

2022

- Toledo secures its 12th MAC Championship title, defeating Ohio, 17-7, in the league championship game at Ford Field in Detroit.
- The Rockets knock off Liberty, 21-19, in the Roofclaim.com Boca Raton Bowl to finish the season with a 9-5 record and become the first Toledo squad to win a MAC title and bowl game in the same season since 2001.





Toledo Football Timeline: The Streak

The famous Toledo 35-consecutive game winning streak, the second-longest in modern major college football history to Oklahoma's 47 (1953-57), began on Sept. 20, 1969 and didn't end until Sept. 9, 1972.

During that streak, the Rockets won three Mid-American Conference championships and three Tangerine Bowl titles. They outscored opponents, 1,152-344 and led the nation in total defense all three seasons, on their way to three undefeated seasons: 11-0 (1969), 12-0 (1970) and 12-0 (1971).

In all three seasons, UT was ranked in the Top 20, as high as No. 12 by the Associated Press in 1970, becoming the first MAC team to be ranked in three straight seasons. Legendary quarterback Chuck Ealey earned MAC "Offensive Player of the Year" honors for an unprecedented three seasons, while defensive tackle Mel Long became the first consensus All-American (AP and UPI polls) in MAC history in 1971.

Nationwide attention came to the UT campus, as curious football fans from all over the country awaited anxiously each week to see if the Rockets could keep their streak intact. Media such as ABC, CBS, NBC, Sports Illustrated and Newsweek made trips to the Glass Bowl to report on the unfolding drama.

There were certainly several big wins during the streak, including the Rockets' 56-33 demolition of Davidson in the first Tangerine Bowl, and UT's 45-18 drubbing of Villanova on Sept.

20, 1969, the one that started it all. In addition, the Rockets posted seven shutouts, and their largest margin of victory was a 52-3 thrashing of Marshall on Sept. 26, 1970.

But not all of the wins were that easy. Four of the games were decided by four points or less, including two contests

1969-71: 35 Wins in a row!

that UT squeezed out by a point.

One of those tight games, possibly the greatest in MAC history, was played in Bowling Green, Ohio, on Oct. 11, 1969. Toledo and Bowling Green battled in a hard-fought war in front of a then-record 20,820 fans at Doyt Perry Field. UT led most of the way but the

behind win, extending the string to a mere four games at that time.

The next year, in perhaps one of the most famous of the victories, Toledo again faced certain defeat until the magic of its incredible quarterback came to the forefront. Ealey reached down into his bag of tricks and rallied the Rockets late in the final quarter, overtaking Miami, 14-13, to keep the streak going at 19.

And who could ever forget what happened on Oct. 16, 1971? The Western Michigan Broncos had Toledo on the ropes, leading by 14 points in the third quarter and carrying a 10-point lead into the fourth. But the steel-armed Ealey, who set five MAC records in the game, again took control. He guided the Rockets on numerous drives, putting 21 points on the scoreboard in the final quarter to give UT an unbelievable 35-24 come-from-behind victory in the Glass Bowl that pushed the string to 29 straight.

Frank Lauterbur was at the Rocket helm for 23 of the victories, while Jack Murphy took over the reins in 1971, guiding UT to 12 straight wins. The fun finally came to an end in the first game of the 1972 season when Tampa shut out UT, 21-0.

Ealey, however, wasn't around to experience the loss. In fact, he was up in

Canada leading the Hamilton Ti-Cats to the Grey Cup championship. A winner through and through, Ealey never lost a game at the amateur level, posting a 65-0 record during his combined high school and college career.



Awards ceremonies were commonplace at Toledo during "The Streak."

Falcons rallied to take the lead late in the contest, 26-24. With two seconds remaining in the contest, UT placekicker Ken Crots booted a 37-yard field goal into the teeth of a strong wind to give the Blue and Gold a 27-26 come-from-





Toledo All-Century Team



In honor of the 100-year anniversary of the founding of University of Toledo Football, a Toledo Football All-Century Team was named in 2017 (players active at the time were not eligible). The top 10 players on the list were selected in an online vote by Rocket fans. The remaining 40 players were chosen by an All-Century Committee of Rocket historians. Fans also voted on their top 10 all-time Rocket victories.

- 1. Chuck Ealey, quarterback (1969-71)
- 2. Bruce Gradkowski, quarterback (2002-05)
- 3. Chester Taylor, running back (1998-2001)
- 4. Mel Long, Sr., defensive lineman (1969-71)
- 5. Lance Moore, wide receiver/returns (2001-04)
- 6. Barry Church, safety (2006-09)
- 7. Kareem Hunt, running back (2013-16)
- 8. Mel Triplett, running back (1951-54)
- 9. Curtis Johnson, cornerback (1967-69)
- 10. Gene Swick, quarterback (1973-75)
- 11. Eric Page, wide receivers/returns (2009-11)
- 12. Dan Williams, defensive lineman (1990-92)
- 13. Tom Beutler, linebacker, (1965-67)
- 14. Wasean Tait, running back (1993-98)
- 15. John Niezgoda, linebacker (1969-71)
- 16. Nick Kaczur, offensive lineman (2001-04)
- 17. Emerson Cole, running back (1947-49)
- 18. Mike Kennedy, safety (1977-81)
- 19. Dan Bukovich, offensive lineman/linebacker (1937-39)
- 20. John Greco, offensive lineman (2004-07)
- 21. Don Fair, wide receiver (1969-71)
- 22. Gib Stick, fullback, (1921-24)
- 23. Al Baker, tight end (1969-71)
- 24. John Schneider, quarterback (1965-67)
- 25. Casey McBeth, running back (1990-94)
- 26. Steve Schnitkey, defensive lineman (1969-71)
- 27. Roland Moss, running back (1966-68)
- 28. Lee Pete, quarterback (1946-49)
- 29. Richard Craig, running back/quarterback/punter (1937-40)
- 30. Aaron Bivins, linebacker (1974-77)
- 31. Brett Kern, punter (2004-07)
- 32. Brent Williams, defensive lineman (1982-85)
- 33. Ryan Huzjak, quarterback (1993-96)
- 34. Andy McCollum, offensive lineman (1989-92)
- 35. Gary Hinkson, cornerback (1969-71)
- 36. Greg Mancz, offensive lineman (2011-14)
- 37. Harold McGuire, safety (1983-86)
- 38. DeJuan Goulde, defensive end (1997-2000)
- 39. David Fluellen running back (2010-13)
- 40. Jim Gray, safety/running back (1962-64)
- 41. Ken Moyer, offensive lineman (1985-88)
- 42. Mike Carman, center/linebacker (1946-49)
- 43. James Pierce, defensive lineman/offensive lineman (1921-23)
- 44. Jeremiah Detmer, placekicker (2011-14)
- 45. Colin Westrich, offensive lineman (1996-99)
- 46. Adam Najarian, defensive lineman/offensive lineman (1932-34)
- 47. Mark Brandon, cornerback (1981-84)
- 48. Dan Molls, linebacker (2009-12)
- 49. Stephen Williams, wide receiver (2006-09)
- 50. Michael Roberts, tight end (2013-16)

Honorable Mention

Frank Baker, fullback (1960-62); Bob Beemer, defensive lineman (1982-85); Tavares Bolden, quarterback (1998-2001); Trinity Dawson, running back (2002-05); Jim Day, offensive/defensive lineman (1935-37); Archie Donald, linebacker (2007-10); Harold Dunn, (1926-29); Matt Eberflus, linebacker (1988-91); Jayrone Elliott, defensive end, (2010-13); Todd France, placekicker (1998-2001); Marcus Goodwin, wide receiver (1989-92); Rusty Hannah, PK (1989-92); Jim Harding, tackle, (1997-2000); Chuck Hardy, split/running back/safety, (1946-48); Dick Huston, offensive/defensive back, (1942, 1946-48); Rick Isaiah, wide receiver (1987-1990); Keon Jackson, safety (2002-05); Corey Jones, wide receiver/punt returner, (2013-16); Zac Kerin, offensive lineman (2010-13); Craig Kuligowski, tackle, (1987-90); Tony Lee, placekicker (1980-83); Clarence Love, cornerback (1994-97); Steve Morgan (1981-84); Storm Norton, offensive lineman (2013-16); Jalen Parmele, running back (2004-07); Bernard Reedy, wide receiver (2010-13); John Ross, wide receiver (1972-74); Alonzo Russell, wide receiver (2012-15); Joe Schwartz, running back (1970-72); Don Seymour, tight end (1972-74); Marty Slovak, offensive halfback/defensive linebacker, (1935-37); Alex Steigerwald, placekicker (2006-09); Adonis Thomas, running back, (2008-11); Tom Ward, linebacker, (1999-2002); Stephen Williams, wide receiver (2006-09).

TOLEDO FOOTBALL ALL-TIME VICTORIES LIST

- 1. Toledo 13, Michigan 10 (Oct. 11, 2008)
- 2. Toledo 24, Penn State 6 (Sept. 2, 2000)
- 3. Toledo 35, Pittsburgh 31 (Sept. 20, 2003)
- 4. Toledo 41, Marshall 36 (Nov. 30, 2001- MAC Championship Game)
- 5. Toledo 16, Arkansas 12 (Sept. 12, 2015)
- 6. Toledo 27, Bowling Green 26 (Oct. 11, 1969)
- 7. Toledo 40, Nevada 37 (OT) (Dec. 14, 1995 - Las Vegas Bowl)
- 8. Toledo 27, San Jose State 25 (Dec. 19, 1981 - California Bowl)
- 9. Toledo 33, Purdue 29 (Sept. 19, 1992)
- 10. Toledo 44, Bowling Green 41 (2OT) (Nov. 22, 2005)



Toledo celebrated a 13-10 victory over Michigan in the Big House in 2008.





College Football Hall of Fame



NATIONAL FOOTBALL FOUNDATION
COLLEGE FOOTBALL HALL OF FAME

In 2022, two Rockets, Chuck Ealey and Gary Pinkel, joined Mel Long in the College Football Hall of Fame. Their induction gives Toledo three College Football Hall of Famers.

CHUCK EALEY



The signal caller for the best run in Toledo football history, Chuck Ealey never lost a game in his three seasons as the Rockets' starting quarterback.

Named a 1971 First Team All-American, Ealey went a remarkable 35-0 as Toledo's starting quarterback. The three-time MAC Back of the Year became the first player in conference history to

receive votes for the Heisman Trophy, tallying 168 points for an eighth-place finish in 1971. A three-time First Team All-MAC selection, Ealey led the Rockets to three consecutive conference titles. While guiding the team to three-straight Tangerine Bowl victories, he earned MVP honors following standout performances in the 1969 and 1971 editions.

A 1971 team captain, Ealey finished his career as Toledo's all-time leader with 5,275 passing yards and 45 touchdown passes, both marks that still rank in the top 10. In both 1970 and 1971, he received the team's Jim Nicholson Award as the team's most valuable player. Voted No. 1 on Toledo's All-Century Football Team in 2017. The Portsmouth, Ohio, native is one of just four players to have his number retired by the Rockets. He was inducted into the University of Toledo Varsity T Hall of Fame in 1978.

After going undrafted by the NFL, Ealey signed with the Hamilton Tiger-Cats of the Canadian Football League. Taking over as the starting quarterback in 1972, he would go on to win the CFL's Most Outstanding Rookie Award and lead the Tiger-Cats to a victory in the Grey Cup, where he earned MVP honors. In total, Ealey played seven seasons in the CFL with the Tiger-Cats (1972-74), Winnipeg Blue Bombers (1974-75) and Toronto Argonauts (1975-78).

Following his professional football career, Ealey served as a financial advisor in the Toronto area. He founded the Chuck Ealey Foundation, which annually awards academic scholarships to college and high school recipients of The Chuck Ealey Undefeated Spirit Award.

GARY PINKEL



Toledo's all-time leader in victories with 73 from 1991-2000, Gary Pinkel, is being inducted as the winningest head coach at both the University of Toledo and the University of Missouri. He is the first coach from Toledo and the sixth coach from Missouri to be inducted into the College Football Hall of Fame.

Pinkel began his head coaching career at Toledo in 1991 and during the next 10 years he would take the Rockets to new heights, winning 65.9 percent of his games and amassing a 73-37-3 record. His nine winning seasons at Toledo included the 1995 MAC championship, with the Rockets going 11-0-1 and finishing at No. 24 in the final polls. Pinkel would lead Toledo to three other MAC West Division titles. In 1997, the Rockets finished 9-3, climbing as high as No. 18 in the national rankings. They repeated as division champions again in 1998 with a 7-5 record. In his final season with the Rockets in 2000, the team went 10-1, including a 24-6 win at Penn State. The team finished the regular season with the MAC West Division title and ranked No. 25 in the AP Poll. He was named the MAC Coach of the Year in 1995 and 1997.

Before announcing his retirement in 2015 due to a diagnosis of non-Hodgkin's lymphoma, Pinkel ranked as the third-winningest active coach behind future College Football Hall of Fame inductees Frank Beamer of Virginia Tech and Bill Snyder of Kansas State. Pinkel also is one of only three coaches in history to be the winningest coach of two college football programs, joining College Football Hall of Fame inductees Bear Bryant (Kentucky, Alabama) and Steve Spurrier (Florida, South Carolina). Pinkel coached 10 First Team All-Americans, three Academic All-Americans, three NFF National Scholar-Athletes and 79 first team all-conference players.

Pinkel was inducted into the University of Toledo Varsity T Hall of Fame in 2009.



Chuck Ealey
1969-71
Inducted in 2022



Mel Long, Sr.
1969-71
Inducted in 1988



Gary Pinkel
1991-2000
Inducted in 2022



Glass Bowl History

Kickoff from the very first game in the Glass Bowl, Sept. 27, 1937 vs. Bluffton.

The Glass Bowl, today one of the premier college football facilities in the country, had a humble beginning. Built by the Works Progress Administration, it was one of 65 projects undertaken by the WPA in Ohio in 1936 during the heart of the Great Depression. The first game was played in the new stadium in 1937.

Workers used picks, shovels and wheelbarrows to carve out a site for the structure south of campus, removing more than 13,000 square yards of earth from a natural ravine. The work was done entirely by manual labor, as bulldozers and other machinery were not available.

The project was paid for with \$272,000 from the federal government and \$41,558 from the city of Toledo and the university. The 300-man crew needed over one year to complete the work.

The new stadium had many modern features, including a press box, a one-story wooden structure with five windows located on the east side. Two stone towers, which still are in use today, were built on the north side and were used as locker rooms and at one point served as living accommodations for 12

players.

Originally known as University Stadium, it initially had a seating capacity of 8,000, which was increased to 11,500 in 1940. The largest pre-war crowd was 9,500 for a 13-7 Rocket victory over 12th-ranked Marshall in 1938.

The stadium fell into disrepair following nearly four years of vacancy during World War II (1942-45), when football was discontinued at UT. In 1946, Wayne Kohn, a Libbey-Owens Ford engineer, conceived of the idea of using glass to rebuild the stadium. Glass blocks were installed throughout the stadium

and a glass electric scoreboard was built in the south end zone. A new two-tier press box of blue vitrolite and glass blocks was also constructed. Lights were installed, beginning the tradition of night football at UT.

The newly renovated stadium was officially named the Glass Bowl in honor of Toledo's primary industry. The Glass Bowl Dedication Game was played on Dec. 7, 1946 as a post-season game vs. previously undefeated Bates College. Toledo won the game, 21-12. Three more post-season "Glass Bowl Games" followed in 1947-49.

Seating capacity was in-




The Glass Bowl was dug out by hand by WPA workers in 1936.





Glass Bowl History



Until construction of bleachers was completed in 1966, the south end of the Glass Bowl was a sloping, grass-covered hill.

creased to 12,800 in 1949, and to 15,900 in 1966. Further stadium improvements were sparked by the outrageous success of the famous 35-0 Rockets of 1969-71. A second deck on the east side brought official seating capacity to 18,500. A major improvement followed in 1974 when AstroTurf was installed for the first time at a cost of \$404,000. Another \$525,000 was spent to upgrade the seats and locker rooms, and to install permanent fencing that enclosed the entire stadium. A new \$120,000 electronic message board followed in 1975. In 1978, a new lighting system was installed. In 1979, an extensive concrete replacement, in addition to new restrooms and concession stands, was built on the west side.

Improvements to the stadium and the increase in seating capacity could not keep pace with demand, however. Jammed with standing-room-only crowds, spectators headed for higher ground and at many games ended up sitting on the stone wall surrounding the field. In fact, UT led the nation in percentage of attendance from 1982-84 and had an incredible rating of 135.1 percent in 1982. One of the most memorable games was the Bowling Green contest on Oct. 23, 1982, when 31,369 people jammed into the Glass Bowl to see the Rockets' 24-10 victory.

By the 1980's, the Glass Bowl's age, combined with its frequent overflow crowds, necessitated change. That change began on May 25, 1989, when the first shovels of dirt were turned at a festive ground-breaking ceremony, signaling the beginning of the \$18.5-million renovation of the Glass Bowl.

The old wooden pressbox, which had a capacity of 53, was replaced by a new three-level press tower that seats 1,070. The tower houses a modern media communication center

that seats over 100 media personnel, 45 private suites and a 300-seat stadium club.

The second part of the renovation project was the construction of the Larimer Athletic Complex. The headquarters for the Rocket football team, the Larimer Athletic Complex is located at the north end of the stadium. The structure contains a state-of-the-art strength and conditioning facility, locker room, sports medicine center, equipment room, academic resource center, offices and meeting rooms.

One of the most appealing aspects of the Glass Bowl renovation was the way in which the architects introduced a modern look while keeping the flavor and atmosphere of the old stadium intact. The two towers and the stone outer wall remain, giving the Glass Bowl a look and feel unlike any other football stadium in America.

Within the community, financial support for the project has been tremendous. Over 90 percent of the renovation cost has come through donations from the private sector, and through the leasing of the suites and seats in the stadium club.

In recent years, new additions have helped keep the Glass Bowl one of the nation's sporting jewels. In 1999, the Glass Bowl became the first football stadium in the MAC to install a videoboard (later updated in 2010). A renovation of the Larimer Athletic Center was completed in 2014. Updates to the east side of the stadium, as well as a new FieldTurf playing surface were added in 2016.

With all the changes to the Glass Bowl over the years, one thing has remained consistent—UT's winning tradition. The Rockets have won more than 69 percent of their games in the Glass Bowl since it opened in 1937, and nearly 75 percent since 2000.



The old press box, which could barely seat 50 members of the media, was dwarfed by construction of the new press tower in 1989.





Glass Bowl History



The Larimer Athletic Complex, located in the south end of the Glass Bowl, debuted in 1990. A \$5.5 million renovation in 2014 included a new locker room, team meeting rooms, weight room and offices. New facades were built on the exterior, and a portion of the original stone wall was removed (above right) to allow the team to enter directly on the field from the locker room.

THE ROCKETS' HOME FIELDS BEFORE THE GLASS BOWL

1918-22
Scott High School
Waite (H.S.) Bowl
Armory Park

1934-35
Swayne Field

1936
Libbey High School

1923-31
University Stadium
(Scott Park)

1942
Swayne Field*

1932-33
St. John Field

** UT played five of six home games at Swayne Field in an effort to conserve fuel for the war effort.*



The Rockets have drawn more than 30,000 fans in the Glass Bowl nine times since its renovation in 1990, including 30,147 vs. Bowling Green in 2016.





Glass Bowl History



The Glass Bowl sits in the heart of Toledo's beautiful main campus.

GLASS BOWL FACTS

Construction Began: 1936
Construction Completed: 1937
Last Major Renovation: 1989-90
Cost to Build in 1937: \$313,558
Cost to Renovate in 1990: \$18.5 million
Original Seating Capacity: 8,000
Current Official Seating Capacity: 26,038
Largest Crowd: 36,852 (2001 vs. Navy)
Private Suites: 44
Stadium Club Seating: 300
Media Seating: 108
Surface: FieldTurf (installed in 2016)

Toledo's Record In The Glass Bowl...

- **Overall:** 312-135-8 (.690)
- **Since 1990:** 145-45-2 (.760)
- **Since 2000:** 103-32 (.763)
- **Since 2010:** 62-20 (.756)
- **vs. MAC opponents:** 176-68-4 (.718)
- **vs. MAC opponents since 2000:** 75-23 (.765)
- **Longest unbeaten streak:** 17 (1969-72, 1999-2002 and 2002-2005)
- **Longest unbeaten streak (MAC games):** 13 (1988-91)



Toledo's All-Americans

Cornerback Quinyon Mitchell earned second-team All-America honors in 2022.

2022

- Quinyon Mitchell - Second-team All-America, [AP](#), Phil Steele, Pro Football Focus; Third-team All-America, Walter Camp
- Desjuan Johnson- Honorable mention, Pro Football Focus

2016

- Michael Roberts - 1st-Team All-America, [Football Writers Association of America \(FWAA\)](#)

2014

- Greg Mancz - 2nd-Team All-America, [Football Writers Association of America \(FWAA\)](#)

2011

- Eric Page - Honorable mention All-America, [SI.com](#)

2010

- Eric Page - First-team All-America, Sporting News, Walter Camp; Second-team All-America, [SI.com](#)

2009

- Eric Page - Honorable mention All-America, [SI.com](#)

2007

- John Greco - Third-team All-America, [Rivals.com](#)
- Brett Kern - Third-team All-America, [AP](#); Third-team All-America, [Rivals.com](#)

2004

- Bruce Gradkowski - Honorable mention All-America, [SportsIllustrated.com](#)
- Lance Moore - Honorable mention All-America, [SportsIllustrated.com](#)

2001

- Chester Taylor - Second-team All-America, ABC Sports Online; Third-team All-America, [AP](#); Fourth-team All-America, Sporting News; Honorable mention All-America, CNN/SI

2000

- DeJuan Goulde - Third-team All-America, Football News
- Chester Taylor - Honorable mention All-America, Football News





Toledo's All-Americans

1999

- Colin Westrich - Third-team All-America, Sporting News

1995

- Wasean Tait - Third-team All-America, AP; Second-team All-America, UPI
- Steve Rosi - Honorable mention All America, UPI

1986

- Harold McGuire - Third-team All-America, AP

1982

- Tony Lee - Honorable mention All-America, AP

1981

- Mike Kennedy - Second-team All-America, NEA

1975

- Gene Swick - First-team All-America, UPI; Third-team All-America, AP; Finished 10th in the Heisman Trophy voting

1971

- Chuck Ealey - First-team All-America, Football News; Second-team All-America, UPI; Third-team All-America, AP; Finished eighth in the Heisman Trophy voting
- Mel Long - First-team All-America, AP; First-team All-America, UPI; First-team All-America, NEA; First-team All-America, FWAA
- Al Baker - Honorable mention All-America, AP
- Don Fair - Honorable mention All-America, AP
- Gary Hinkson - Honorable mention All-America, AP



Tight end Michael Roberts earned first-team All-America honors in 2016.

- John Niezgoda - Honorable mention All-America, AP
- Bob Rose - Honorable mention All-America, AP

1970

- Mel Long - First-team All-America, NEA; Second-team All-America, AP; Third-team All-America, Central Press

1969

- Curtis Johnson - First-team All-America, NEA; Second-team All-America, AP; Second-team All-America, Central Press

1967

- Tom Beutler - First-team All-America, Central Press; Second-team All-America, NEA; Honorable mention All-America, AP
- John Schneider - Honorable mention All-America, AP
- Pete Kramer - Honorable mention All-America, AP
- Don Wyper - Honorable mention All-America, AP
- John Brown - Honorable mention All-America, AP
- Roland Moss - Honorable mention All-America, AP
- Ken Crots - Honorable mention All-America, AP
- Paul Elzey - Honorable mention All-America, AP
- Mel Tucker - Honorable mention All-America, AP
- Ray Hayes - Honorable mention All-America, AP
- John Flynn - Honorable mention All-America, AP

1947

- Myron Carman - Second-team All-America, Williamson

1938

- Dan Bukovich - First-team All-America, AP



10-year NFL veteran Chester Taylor was on the Associated Press All-America third-team in 2001.



Mel Long (77) was the first consensus All-American in MAC history.





Toledo's All-MAC Selections

2022

First Team

NICK ROSI - OL
DESJUAN JOHNSON - DT
DALLAS GANT - LB
QUINYON MITCHELL - CB
MAXEN HOOK - S

Second Team

DEQUAN FINN - QB
JERJUAN NEWTON - WR
JAMAL HINES - LB
DYONTAE JOHNSON - LB
NATE BAUER - S

DESJUAN JOHNSON - DE
TYCEN ANDERSON - S
NATE BAUER - S

Third Team

ISAIAH WINSTEAD - WR

2019

Second Team

BRYANT KOBACK - RB
BRYCE MITCHELL - WR

Third Team

JAMAL HINES - DE
NICK ROSI - OL



Logan Woodside earned first-team All-MAC honors in 2016 and 2017.

Second Team

OLASUNKANMI ADENIYI - DL
DIONTAE JOHNSON - KR

2016

First Team

MIKE EBERT - OL
KAREEM HUNT - RB
STORM NORTON - OL
MICHAEL ROBERTS - TE
JOHN STEPEC - DE
CODY THOMPSON - WR
LOGAN WOODSIDE - QB

Second Team

TREYVON HESTER - DT
JON'VEA JOHNSON - WR
DEJUAN ROGERS - S
Third Team
COREY JONES - PR
JA'WUAN WOODLEY - LB



Center Bryce Harris made the All-MAC team in 2018, 2020 and 2021.

2018

First Team

DIONTAE JOHNSON - WR/PR
CODY THOMPSON - WR

Second Team

DIONTAE JOHNSON - KR
REGGIE GILLIAM - TE
BRYCE HARRIS - OL

Third Team

JAMESON VEST - K
JON'VEA JOHNSON - WR
TUZAR SKIPPER - DE
JOSH TEACHEY - DB

2017

First Team

DIONTAE JOHNSON - WR/PR
ELIJAH NKANSAH - OL
TERRY SWANSON - RB
JAMESON VEST - PK
BRANT WEISS - OL
LOGAN WOODSIDE - QB

2015

First Team

COREY JONES - PR
ORION JONES - DT
CHEATHAM NORRILS - CB
STORM NORTON - OL

Second Team

ALLEN COVINGTON - DE
KAREEM HUNT - RB
ALONZO RUSSELL - WR
TERRY SWANSON - RB

Third Team

TRENT VOSS - DE
DEJUAN ROGERS - S



Diontae Johnson made All-MAC at three positions in 2017 and 2018.

2021

First Team

BRYCE HARRIS - OL
BRYANT KOBACK - RB
JAMAL HINES - DL
TYCEN ANDERSON - DB
SAMUEL WOMACK - DB

Second Team

DESJUAN JOHNSON - DE
JONATHAN JONES - LB
DEVIN MADDOX - KR

Third Team

VITALIY GURMAN - OL
DYONTAE JOHNSON - LB
MAXEN HOOK - S

2020

First Team

BRYCE HARRIS - OL

Second Team

JAMAL HINES - DE





Toledo's All-MAC Selections

2014

First Team

KAREEM HUNT - RB
GREG MANCZ - C
JUNIOR SYLVESTRE -LB

Second Team

JEREMIAH DETMER - PK
JORDAN HADEN - S
JOSH HENDERSHOT - OL
TREYVON HESTER - DT
COREY JONES - WR
ORION JONES - DT
JEFF MYERS - OL

Third Team

ALONZO RUSSELL - WR

2013

First Team

JEREMIAH DETMER - PK
DAVID FLUELLEN - RB
JAYRONE ELLIOTT - DL
JUNIOR SYLVESTRE - LB

Second Team

ZAC KERIN - C
GREG MANCZ - OL
BERNARD REEDY - WR

Third Team

TREYVON HESTER - 3rd team-D (DL)
JEFF MYERS - 3rd team-O (OL)
TERRANCE OWENS - 3rd team-O (QB)
ALONZO RUSSELL - 3rd team-O (WR)

2012

First Team

DAVID FLUELLEN - RB
ZAC KERIN - C
DAN MOLLS - LB
BERNARD REEDY - WR, PR
JERMAINE ROBINSON - S

Second Team

BERNARD REEDY - KR

Third Team

JEREMIAH DETMER - PK
GREG MANCZ - OL
CHEATHAM NORRILS - S
ALONZO RUSSELL - WR

2011

First Team

DESMOND MARROW - CB
ERIC PAGE - WR, KR, PR
MIKE VANDERMEULEN - OL

Second Team

ZAC KERIN- C
ADONIS THOMAS - RB

Third Team

T.J. FATINIKUN - DL



Barry Church was a four-time First-Team All-MAC choice from 2006-09.

2010

First Team

ARCHIE DONALD - LB
ERIC PAGE - WR, KR

Second Team

ADONIS THOMAS - RB
DAN MOLLS - LB

Third Team

T.J. FATINIKUN - DL
MIKE VANDERMEULEN - OL

2009

First Team

BARRY CHURCH - S
STEPHEN WILLIAMS - WR

Second Team

ERIC PAGE - WR

Third Team

DAJUANE COLLINS - RB
ARCHIE DONALD - LB
ALEX STEIGERWALD - PK

2008

First Team

BARRY CHURCH - SS

Second Team

STEPHEN WILLIAMS - WR
NICK MOORE - WR

Third Team

DAJUANE COLLINS - RB

2007

First Team

BARRY CHURCH - SS
JOHN GRECO - OL
JALEN PARMELE - RB

Second Team

ALEX STEIGERWALD - PK
STEPHEN WILLIAMS - WR
BRETT KERN - P

Third Team

NICK MOORE - WR

2006

First Team

MIKE ALSTON - LB
BARRY CHURCH - SS
JOHN GRECO - OL
CHRIS HOPKINS - TE
JALEN PARMELE - RB

2005

First Team

MIKE ALSTON - LB
TRINITY DAWSON - RB
BRUCE GRADKOWSKI - QB
JOHN GRECO - OL
KEON JACKSON - SS

Second Team

CHRIS HOPKINS - TE
ANTHONY JORDAN - LB
JASON ROBBINS - PK

2004

First Team

PATRICK BODY - FS
NICK KACZUR - OT
LANCE MOORE - WR

Second Team

CHRIS HOLMES - TE
KEON JACKSON - Rover



Linebacker Mike Alston was a a First-Team All-MAC selection in 2005 and 2006.





Toledo's All-MAC Selections

2003

First Team

ANDREW CLARKE - TE
NICK KACZUR - OT
LANCE MOORE - WR

Second Team

ERIK FAASEN - OT
TRINITY DAWSON - RB
FRANK OFILI - DE
BROCK DODRILL - LB

2000

First Team

JIM HARDING - OL
CHESTER TAYLOR - RB
TAVARES BOLDEN - QB

Second Team

TODD FRANCE - PK
IRA SINGLETON - LB
DeJUAN GOULDE - DL
Second Team
MICHAEL SCHAEFER - OL
KEVIN ROLLINS - LB

1995

First Team

WASEAN TAIT - TB
STEVE ROSI - TE
STEVE HAYNES - DE

Second Team

RYAN HUZJAK - QB
KEVIN MONTGOMERY - OT
TY GRUDE - P
JAMAL BELT - CB
CRAIG DUES - LB



Chester Taylor was a First-Team All-MAC pick in 1999, 2000 and 2001.

1999

First Team

COLIN WESTRICH - OL
CHESTER TAYLOR - RB
JASON LAMAR - LB
DeJUAN GOULDE - DE

Second Team

TODD FRANCE - PK
KEVIN ROLLINS - LB

1998

First Team

COLIN WESTRICH - OL
JASON LAMAR - LB

Second Team

MIKE BILIK - TE
DeJUAN GOULDE - DL

1997

First Team

DWAYNE HARRIS - RB
CLARENCE LOVE - CB
MARCUS MATTHEWS - LB
JASON RICHARDS - DL

Second Team

JIM BATES - C
MIKE BILIK - TE
BROCK KREITZBURG - WR
CHRIS WALLACE - QB
COLIN WESTRICH - OL

1994

First Team

CASEY McBETH - TB

Second Team

CHADD DEHN - OG
BO REICHART - DE
PETE STONE - C



Casey McBeth was named First-Team All-MAC in 1992 and 1994.

2002

First Team

DAVID GARDNER - LB
NICK KACZUR - OL
CHRIS TUMINELLO - C
TOM WARD - LB

Second Team

ERIK FAASEN - OL
CARL FORD - WR
BRANDON HEFFLIN - CB

2001

First Team

CHESTER TAYLOR - RB
DAVID BOCKMORE - DL

Second Team

TAVARES BOLDEN - QB
MATT COMER - OL
NICK KACZUR - OL
JAKE McLEAN - DL

1996

First Team

MARK HERRON - FS

Second Team

RYAN HUZJAK - QB
NATE JOHNSON - OL
MARCUS MATTHEWS - LB
CRAIG DUES - LB
CLARENCE LOVE - CB
JASON RICHARDS - DL
TY GRUDE - P

1993

Second Team

AL BAKER - FS
MAURICE BULLS - DE
JIM GANT - LB
TERRY JACKSON - DT
CHARLIE WEBB - OG





Toledo's All-MAC Selections

1992

First Team

MAURICE BULLS - DE
 MARCUS GOODWIN - WR
 CASEY McBETH - TB
 ANDY McCOLLUM - OG
 DAN WILLIAMS - DE

Second Team

RUSTY HANNA - PK
 TERRY JACKSON - DT

1991

First Team

ANDY McCOLLUM - OG
 AL THIGPEN - C
 MARCUS GOODWIN - WR
 DAN WILLIAMS - DE
 DARREN ANDERSON - CB
 MATT EBERFLUS - LB

Second Team

VINCE MARROW - TE
 KEVIN MEGER - QB

1990

First Team

RICK ISAIAH - WR
 JERRY EVANS - TE
 CRAIG KULIGOWSKI - OT
 MATT EBERFLUS - LB

Second Team

PAT JOHNSON - FB
 BEN MITCHELL - OG
 NEIL TROTTER - TB
 RUSTY HANNA - PK
 DAN WILLIAMS - DE
 DAN VARGO - S

1989

First Team

RICK ISAIAH - WR
 CRAIG KULIGOWSKI - OT
 GEORGE LINBERGER - OG
 ROLAND TATUM - LB
 DOUG SPIDEL - OT

Second Team

WAYNE GOODWIN - TB

1988

First Team

KEN MOYER - OT
 TODD OLSEN - OG
 MIKE McCREARY - LB
 BRUCE NICHOLS - PK

Second Team

TIM OLSEN - OG
 DOUG SPIDEL - OT
 JON BOWSHER - DB

1987

First Team

KEN MOYER - OT
 PAUL SANDOR - DT

Second Team

TODD OLSEN - OG
 MARK McCREARY - DE
 DEWAYNE FLETCHER - CB
 STEVE HUFFMAN - LB

1984

First Team

JOHN BERLAN - OG
 BRIAN VE HAR - OT
 STEVE MORGAN - TB
 STEVE HOYT - DE
 BRENT WILLIAMS - DT
 MARK BRANDON - CB

Second Team

DARRYL KERSHAW - C
 BOB BEEMER - DE
 HAROLD McGUIRE - S

1983

First Team

JOHN BERLAN - OG
 MARK BRANDON - CB
 BRIAN VE HAR - OT
 TONY LEE - PK

Second Team

EMMANUEL COLE - DT
 CAPUS ROBINSON - WR
 MELVIN TUCKER - FB

1982

First Team

CHUCK ROWLAND - OT
 TONY LEE - PK
 DARRYL MEADOWS - DE

Second Team

CAPUS ROBINSON - WR
 JOHN BRADY - S
 MARLIN RUSSELL - LB



Brent Williams was a two-time, first-team All-MAC defensive tackle who played 11 seasons in the NFL from 1986-96.

1986

First Team

KELVIN FARMER - TB
 STEVE HUFFMAN - LB
 HAROLD McGUIRE - S

Second Team

TODD OLSEN - OG
 JOHN THOMAS - OT
 PAUL SANDOR - DT
 TIM INGLIS - LB
 MARC PATTON - S

1981

First Team

MIKE KENNEDY - DB
 DAVID MENEFFEE - OG

Second Team

GREG HABZDA - OT
 JIM KELSO - QB
 ARNOLD SMILEY - TB
 MELVIN TUCKER - FB
 ALAN LYONS - DB

1985

First Team

BOB BEEMER - DE
 TIM INGLIS - LB
 HAROLD McGUIRE - S
 BRENT WILLIAMS - DT

Second Team

TERRY HEMMELGARN - OG
 DEXTER CLARK - CB

1980

Second Team

DAVID MENEFFEE - OG
 TAD WAMPFLER - DB





Toledo's All-MAC Selections

1979

First Team

MIKE KENNEDY - DB

First Team

DAVID MENEFEE - OG

MIKE ALSTON - TB

DOUG WILLIAMS - LB

VIRGIL WILLIAMS - DB

1978

First Team

JOE CONROY - DE

1977

First Team

DAVID HAUSFELD - S

Second Team

AARON BIVINS - LB

1976

Second Team

AARON BIVINS - LB

SCOTT RESSEGUIE - WR

1975

First Team

GENE SWICK - QB

Second Team

JEFF HEPINSTALL - WR

GARY ZOLCIAK - OT

LARRY MACEK - DE

DAVE HAUSFELD - S



Gene Swick earned First-Team All-MAC honors in 1973, 1974 and 1975.

1974

First Team

DON SEYMOUR - TE

JOHN ROSS - WR

GENE SWICK - QB

ED SCOTT - LB

Second Team

RANDY WHATLEY - TE

KEITH YOUNG - OG

STEVE RAWLIK - S

1973

First Team

DOUG NEUENDORF - OG

RANDY WHATLEY - WR

KEITH YOUNG - OG

GENE SWICK - QB

Second Team

DON SEYMOUR - TE

ED SCOTT - LB

MARK HURT - CB

1972

First Team

JEFF CALABRESE - E

BRUCE ARTHUR - QB

JOE SCHWARTZ - TB

WILLIE DUKE - DT

PETE ALSUP - DB

Second Team

DON SEYMOUR - TE

STEVE DONAHUE - DT

JIM MULINIX - DB

1971

First Team

CHUCK EALEY - QB

JOE SCHWARTZ - TB

DON FAIR - E

AL BAKER - TE

BOB ROSE - DE

MEL LONG - DT

JOHN NIEZGODA - LB

GARY HINKSON - FS

JOHN SAUNDERS - SS

Second Team

RON ROBERTS - DE

STEVE SCHNITKEY - MG

LEON CAMPBELL - OG

GLYN SMITH - WR

1970

First Team

CHUCK EALEY - QB

CHARLIE COLE - FB

DON FAIR - E

BOB CAVERLY - OG

KEN WILSON - OT

MEL LONG - OT

BOB ROSE - DE

JOHN NIEZGODA - LB

STEVE SCHNITKEY - MG

TOM DUNCAN - DB

GARY HINKSON - DB

Second Team

AL BAKER - TE

DON HOTZ - DT

STEVE BANKS - DB



Linebacker John Niezgoda (56) joined teammates Mel Long and Chuck Ealey as first-team All-MAC selections in 1969, 1970 and 1971.





Toledo's All-MAC Selections

1969

First Team

JIM RANCE - DT
 CHUCK EALEY - QB
 TONY HARRIS - TB
 KEN CROTS - PK
 JIM TYLER - DE
 MEL LONG - DT
 JOHN NIEZGODA - LB
 CURTIS JOHNSON - CB

Second Team

AL BAKER - TE
 DON FAIR - E
 BOB CAVERLY - OG
 ED DAVIS - DE

1968

First Team

ROLAND MOSS - TB
 MEL MILLER - OG
 MEL TUCKER - DE
 CURTIS JOHNSON - DB
 KEN CROTS - PK

Second Team

DENNIS TOBIAS - E
 ED DAVIS - DE
 JIM RANCE - OG

1967

First Team

TOM BEUTLER - MG
 JOHN SCHNEIDER - QB
 PAUL ELZEY - LB
 RAY HAYES - DT
 ROLAND MOSS - TB
 PETE KRAMER - E
 MEL TUCKER - DE
 JOHN BROWN - OG
 DON WYPER - OT
 JOHN FLYNN - DB

1966

First Team

BARRY SNEED - LB
 TOM BEUTLER - MG
 HENRY BURCH - E

Second Team

JOHN SCHNEIDER - QB
 RAY HAYES - DT

1965

First Team

STEVE ERICKSON - OG
 FRED ZIMMERMAN - DE
 TOM BEUTLER - MG

1964

First Team

JIM GRAY - DB

1963

First Team

WYNN LEMBRIGHT - T

Second Team

BOB WOZNIAK - T

1962

Second Team

FRANK BAKER - HB

1961

First Team

FRANK BAKER - HB

Second Team

PETE JOLLIFF - E

1960

First Team

BOB SMITH - E

1959

Second Team

OCCIE BURT - HB

1958

First Team

OCCIE BURT - HB
 FRANK HALADIK - E

1957

First Team

GENE COOK - E
 ROY HODGE - E

Second Team

SAM TISCI - QB

1956

First Team

CLAYTON UMBLES - OG

Second Team

DON WRIGHT - HB


1954

First Team

GEORGE MACHOUKAS - C
 MEL TRIPLETT - FB

Second Team

CLAYTON UMBLES -OG



Frank Baker made First-Team All-MAC in 1961 and second-team in 1962.

1953

Second Team

CHARLES BARCELONA - OG
 GEORGE MACHOUKAS - C
 JULIUS TAORMINA - HB

1952

First Team

RICHARD GORDON - T
 RICK KASER - HB





Post-Season Honors



Dyontae Johnson and Dequan Finn were named the Defensive and Offensive Players of the Game at the 2022 MAC Championship Game.

VERN SMITH AWARD (MAC MVP)

- 2017 - Logan Woodside
- 2014 - Greg Mancz
- 2005 - Bruce Gradkowski (co-winner)
- 1995 - Wasean Tait

MAC OFFENSIVE PLAYER OF THE YEAR

- 2017 - Logan Woodside
- 1995 - Wasean Tait

MAC DEFENSIVE PLAYER OF THE YEAR

- 1984 - Mark Brandon
- 1976 - Aaron Bivins

MAC BACK OF THE YEAR

- 1975 - Gene Swick
- 1974 - Gene Swick
- 1971 - Chuck Ealey
- 1970 - Chuck Ealey
- 1969 - Chuck Ealey
- 1967 - John Schneider

MAC LINEMAN OF THE YEAR

- 1971 - Mel Long
- 1970 - Mel Long
- 1967 - Tom Beutler

MAC SPECIAL TEAMS PLAYER OF THE YEAR

- 2013 - Jeremiah Detmer
- 2010 - Eric Page
- 2005 - Jason Robbins

MAC CHAMPIONSHIP GAME MVP

- 2004 - Bruce Gradkowski
- 2001 - Chester Taylor

MAC CHAMPIONSHIP GAME OFFENSIVE PLAYER OF THE GAME

- 2022 - Dequan Finn
- 2017 - Logan Woodside

MAC CHAMPIONSHIP GAME DEFENSIVE PLAYER OF THE GAME

- 2022 - Dyontae Johnson

MAC CHAMPIONSHIP GAME SPECIAL TEAMS PLAYER OF THE GAME

- 2022 - Jonathon Batzke
- 2017 - Danzel McKinley-Lewis

BOWL MVP

- 2015 - Phillip Ely (Boca Raton Bowl)
- 2014 - Kareem Hunt (2015 GoDaddy Bowl)
- 2011 - Bernard Reedy (Military Bowl)
- 2005 - Bruce Gradkowski (GMAC Bowl)
- 1995 - Wasean Tait (Las Vegas Bowl)

BOWL OFFENSIVE MVP

- 2022 - Dequan Finn (Boca Raton Bowl)
- 2014 - Damion Jones-Moore (2015 GoDaddy Bowl)
- 2005 - Trinity Dawson (GMAC Bowl)
- 2001 - Chester Taylor (Motor City Bowl)
- 1984 - Steve Morgan (California Bowl)
- 1981 - Arnold Smiley (California Bowl)
- 1971 - Chuck Ealey (Tangerine Bowl)
- 1969 - Chuck Ealey (Tangerine Bowl)

BOWL DEFENSIVE MVP

- 2022 - Nate Givhan (Boca Raton Bowl)
- 2015 - Ja'Wuan Woodley (Boca Raton Bowl)
- 2014 - Trent Voss (2015 GoDaddy Bowl)
- 2005 - Mike Alston (GMAC Bowl)
- 2001 - David Gardner (Motor City Bowl)
- 1981 - Marlin Russell (California Bowl)
- 1971 - Mel Long (Tangerine Bowl)
- 1969 - Dan Crockett (Tangerine Bowl)





Post-Season Honors

BOWL SPECIAL TEAMS MVP

2022 - Thomas Cluckey (Boca Raton Bowl)
2005 - Steve Odom (GMAC Bowl)

ALL-BOWL TEAM

2015 - Storm Norton (Associated Press)

ALL-STAR GAME MVP

2022 - Bryant Koback (Hula Bowl - Kai Team MVP)
2016 - Kareem Hunt (Senior Bowl - North Team MVP)
2003 - Brian Jones (Paradise Bowl)

NATIONAL OFFENSIVE PLAYER OF THE YEAR

1975 - Gene Swick (Touchdown Club Sammy Baugh Award, Football Roundup)

NATIONAL KICKOFF RETURNER OF THE YEAR

2010 - Eric Page (College Football Performance Award)

FWAA FRESHMAN ALL-AMERICA

2019 - Nick Rosi
2009 - Eric Page
2003 - Steve Odom

SPORTING NEWS FRESHMAN ALL-AMERICA

2006 - Barry Church (second team)

FWAA COURAGE AWARD

2002 - William Bratton

MAC COACH OF THE YEAR


2017 - Jason Candle
2015 - Matt Campbell
1997 - Gary Pinkel
1995 - Gary Pinkel
1984 - Dan Simrell
1981 - Chuck Stobart
1979 - Chuck Stobart
1971 - Jack Murphy
1970 - Frank Lauterbur
1969 - Frank Lauterbur
1967 - Frank Lauterbur

OHIO COACH OF THE YEAR

2004 - Tom Amstutz
1995 - Gary Pinkel



Kareem Hunt was named the MVP of the 2015 GoDaddy Bowl.



Frank Lauterbur won MAC Coach of the Year honors in 1967, 1969 and 1970.





Heisman Votes / Retired Jerseys

TOLEDO'S HEISMAN TROPHY FINALISTS

1971 HEISMAN VOTE

- 1. Pat Sullivan, QB, Auburn 1,597
- 2. Ed Marinaro, RB, Cornell 1,445
- 3. Gregg Pruitt, RB, Oklahoma 586
- 4. Johnny Musso, RB, Alabama 365
- 5. Lydell Mitchell, RB, Penn St. 251
- 6. Jack Mildren, QB, Oklahoma 208
- 7. Jerry Tagge, QB, Nebraska 168
- 8. Chuck Ealey, QB, Toledo 137**
- 9. Walt Patalaski, DE, Notre Dame 121
- 10. Eric Allen, RB, Michigan St. 109



Chuck Ealey

1975 HEISMAN VOTE

- 1. Archie Griffin, RB, Ohio State 1,800
- 2. Chuck Muncie, RB California 730
- 3. Ricky Bell, RB, USC 708
- 4. Tony Dorsett, RB, Pittsburgh 616
- 5. Joe Washington, RB, Oklahoma 250
- 6. Jimmy Dubose, RB, Florida 112
- 7. John Sciarra, QB, UCLA 86
- 8. Gordon Bell, RB, Michigan 84
- 9. Leroy Selmon, DL, Oklahoma 79
- 10. Gene Swick, QB, Toledo 73**



Gene Swick




RETIRED JERSEYS

Only four players in the history of the University of Toledo have had their jersey numbers retired.



16

Chuck Ealey




18

Gene Swick



82

Mel Triplett



77

Mel Long





Academic Honors

NATIONAL ACADEMIC HONORS

COSIDA ACADEMIC ALL-AMERICA (1ST TEAM)

- 2012 - Dan Molls
- 2004 - Lance Moore
- 2001 - Todd France
- 1995 - Craig Dues
- 1983 - Mike Matz

COSIDA ACADEMIC ALL-AMERICA (2ND TEAM)

- 2018 - Cody Thompson
- 2002 - Chris Tuminello
- 2001 - Chris Tuminello
- 2000 - Todd France
- 1996 - Craig Dues
- 1988 - Ken Moyer
- 1980 - Ted Wampfler

COSIDA ACADEMIC ALL-DISTRICT

- 2022 - Judge Culpepper, Maxen Hook, Nick Rosi
- 2021 - Tycen Anderson, Bryce Harris, Sean Mills, Drew Rosi
- 2020 - Tycen Anderson, Drew Rosi
- 2019 - Nate Childress
- 2018 - Cody Thompson
- 2017 - Cody Thompson
- 2012 - Jeremiah Detmer, Zac Kerin, Dan Molls
- 2008 - Kevin Kowalski (2nd Team)
- 2007 - Brett Kern (2nd Team)
- 2003 - Lance Moore
- 2002 - Chris Tuminello
- 2001 - Todd France, Chris Tuminello

NCAA POSTGRADUATE SCHOLARSHIP

- 2003 - Chris Tuminello
- 2002 - Todd France
- 1997 - Craig Dues
- 1994 - Chadd Dehn
- 1988 - Ken Moyer
- 1982 - Ted Wampfler



Safety Maxen Hook was an Academic All-District honoree in 2022.



Cody Thompson earned second-team Academic All-America honors in 2018.



Dan Molls made first-team Academic All-America in 2012.





Academic All-MAC

2022

Nate Bauer
 Adam Beale
 Mitchell Berg
 Thomas Cluckey
 Judge Culpepper
 Ronald Delancy III
 Zachary Ford
 Tucker Gleason
 Maxen Hook
 Ben Lisk
 Nick Rosi
 Garrett Schwiebert
 Tanner Wigand
**Distinguished Scholar-Athlete*

2021

Tycen Anderson
 Nate Bauer
 Adam Beale
 Mitchell Berg
 Carter Bradley
 Thomas Cluckey
 Judge Culpepper



Tycen Anderson was a four-time Academic All-MAC honoree from 2018-21.

Alex Enders
 Bailey Flint
 Zachary Ford
 Vitaliy Gurman*
 Bryce Harris*
 Maxen Hook*
 Bryant Koback*
 Tyler Long
 Danzel McKinley-Lewis
 Sean Mills
 D'Andre Ragin
 Josh Recker
 Drew Rosi
 Vinny Sciury
 Justin Stephens
**Distinguished Scholar-Athlete*

2020

Tycen Anderson
 Nate Bauer
 Parker Bisek
 Carter Bradley
 Thomas Cluckey
 Luke Doerger
 Bailey Flint
 Zachary Ford
 Vitaliy Gurman
 Bryce Harris*
 Tyler Long
 Danzel McKinley-Lewis
 Sean Mills
 Jerjuan Newton
 Josh Recker
 Drew Rosi
 Nick Rosi
**Distinguished Scholar-Athlete*

2019

Tycen Anderson
 Yazeed Atariwa
 Nate Bauer
 Cameron Bell
 Mitchell Berg
 Carter Bradley
 Nate Childress
 Luke Doerger
 Jordan Fisher
 Reggie Gilliam
 Nick Kovacs
 Alex Morgan
 Drew Rosi
 Nick Rosi
 Shakif Seymour

2018

Tycen Anderson
 Yazeed Atariwa
 Cameron Bell
 Mitchell Berg
 Nate Childress
 Devonte' Dunn
 Jordan Fisher
 Bailey Flint*
 Zachary Ford
 Reggie Gilliam
 Mitchell Guadagni
 Bryce Harris
 DeAmonte King
 Nick Kovacs
 Drew Rosi
 Shakif Seymour
 Tyler Taafe
 Cody Thompson*
 Victor Williams
**Distinguished Scholar-Athlete*

2017

Liam Allen
 Cameron Bell
 Nate Childress
 Justin Clark
 Reggie Gilliam
 Bryce Harris
 Nate Jeppesen*
 Shakif Seymour
 Brad Smith
 Brad Spelman*
 Tyler Taafe
 Brant Weiss*
 Logan Woodside*
**Distinguished Scholar-Athlete*

2016

Nate Jeppesen*
 Jordan Martin
 Storm Norton*
 Brad Spelman*
 John Stepec*
 Tyler Taafe*
 Josh Teachey
 Cody Thompson*
 Brant Weiss
 Logan Woodside*
**Distinguished Scholar-Athlete*

2015

Allen Covington*
 Ruben Carter



Safety Nate Bauer is a three-time Academic All-MAC honoree.

Nate Jeppesen
 Storm Norton*
 Brad Spelman*
 John Stepec
 Cody Thompson*
 Alex Zmolik
**Distinguished Scholar-Athlete*

2014

Jeremiah Detmer*
 Mike Ebert
 Nate Jeppesen
 Greg Mancz*
 Jordan Martin
 Jeff Myers
 Chase Nelson
 Storm Norton
 Zac Rosenbauer
 Brad Spelman
 John Stepec
 Logan Woodside*
 Alex Zmolik
**Distinguished Scholar-Athlete*

2013

Jeremiah Detmer
 Zac Kerin
 Greg Mancz
 Matt Wall





Academic All-MAC

2012

Jeremiah Detmer
Zac Kerin
A.J. Lindeman
Greg Mancz
Dan Molls
Ben Pike
Matt Wall

2011

Ryan Casano
Dan Molls
Zac Kerin
Mike VanDerMeulen

2010

T.J. Fatinikun
Kevin Kowalski
Dan Molls
Mike VanDerMeulen

2009

Beau Brudzinski
Kevin Kowalski

2008

Beau Brudzinski
Kevin Kowalski

2007

Brett Kern
Mike Krispinsky

2006

Clint Cochran

2005

Jason Robbins

2004

Lance Moore
Jason Robbins

2003

Lance Moore
Frank Ofili

2002

David Gardner
Frank Ofili
Chris Tuminello

2001%

Andrew Clarke
Matt Comer
Todd France
David Gardner
Donta' Greene
Frank Ofili
Chris Tuminello

2000%

Andy Boyd
Matt Comer
Tim Dirksen
Todd France
David Gardner
Lyle Green
Jim Harding
Marcus Hill
Erik Kost
John Manly
Frank Ofili
Michael Schaefer
Jason Spiece
Chris Tuminello

1999%

Andy Boyd
Matt Comer
Todd France
David Gardner

Donta' Greene

Jim Harding
Marcus Hill
Erik Kost
Justin Larrick
Michael Schaefer
Jason Spiece
Chris Tuminello
Jameel Turner

1998

Brock Kreitzburg
Gabe Lindstrom

1997

Loren Burkey
Brock Kreitzburg

1996

Loren Burkey
Craig Dues
Chip Hendon
Ryan Huzjak

1995

Loren Burkey
Scott Brunswick
Craig Dues
Steve Haynes

Ryan Huzjak

Mark Spring
Pete Stone

1994

Scott Brunswick
Chadd Dehn
Craig Donaldson
Craig Dues
Ryan Huzjak
Pete Stone

1993

Chadd Dehn
Terry Jackson

1992

Brian Borders
Chadd Dehn
Rusty Hanna
Terry Jackson

1991

Brian Borders
Tony Borgerding
Chadd Dehn
Rusty Hanna
Terry Jackson
Andy McCollum

1990

Tony Borgerding
Rusty Hanna
Terry Jackson
Andy McCollum

1988

Jon Bowsher
Ken Moyer

1987

Steve Huffman
Ken Moyer

1986

Pat Delaney
Steve Huffman
Ken Moyer

1985

Ken Moyer

1984

Ken Granader



Jeremiah Detmer was a three-time Academic All-MAC honoree from 2012-14.





Academic All-MAC



Jeff Hepinstall made Academic All-MAC in 1975 and 1977.

Jack Rohal

1975
Jeff Hepinstall

1974
John Ross
Ed Scott

1973
Mike Osborne

1972
Mike Archambeau
Mike Osborne
Joe Schwartz

1971
Mike Archambeau
Don Fair
Joe Schwartz

1970
Don Fair
Jerry Krugh
Joe Schwartz

1969
Don Fair
Jerry Krugh
Dave Penn

1968
Steve Beier
Dave Penn

1966
Mike Holobetz
Nel Miller

1965
Bill Sammons

1983
Tony Lee
Mike Matz

1982
Tony Lee
Mike Matz

1981
Mike Matz
Tad Wampfler
Joe Yanowsky

1980
Tad Wampfler
Pete Kasper
Don Yanowsky

1979
Thomas Weaver

1978
Mike Grayson
Mark Sutter

1977
Jeff Hepinstall
Mark Sutter

1976
Mike Bell
Aaron Bivins



Joe Schwartz was a three-time Academic All-MAC honoree from 1970-72.

Beginning in 2014, Academic All-MAC honors were awarded to any player with a 3.20 GPA or higher who was in his second year of athletic eligibility and had played in at least 50 percent of his team's games. From 2014-18, Distinguished Scholar-Athlete awards were voted on by the league's faculty athletic representatives, similar to the previous selection process for Academic All-MAC. Beginning in 2019, any Academic All-MAC player who earned first-team All-MAC honors and held at least a 3.50 cumulative GPA was automatically named a Distinguished Scholar Athlete.

% From 1999-2001, the Mid-American Conference did not name Academic All-MAC teams. Instead, any student-athlete with a cumulative GPA of 3.0 or higher was named to the "Academic Honor Roll."





Letterwinners (1917-2022)

A

Abbenzeller, Walter - 1917
 Abrams, Brian - 1985
 Abron, Anthony - 2002
 Achter, Rod - 1979-80-81-82
 Adebessin, Hassan - 20 04-05-06
 Adeniyi, Olanokunmi - 2015-16-17
 Aderman, Ralph - 1939
 Adkins, Ed - 1917
 Aguwa, Jerry - 2005
 Alexander, Brandon - 2004-05
Alexander, Darius - 2020-21-22
 Alexander, Devin - 2015
 Alexander, Dodge - 1923-24-25-26
 Alexander, Phil - 2002-03-04
 Alexander, Scot - 1977-78-79
 Alexander, William - 1925
 Alexandre, Albertson - 2008
 Allan, Ron - 1961-62
 Allen, John - 2005-06-07-08
 Allen, Liam - 2016-17
 Alles, Todd - 1991-92
 Alston, Mike, Sr. - 1976-77-78-79
 Alston, Mike, Jr. - 2003-04-05-06
 Alsup, Pete - 1971-72-73
 Alvarez, Al - 1937
 Amick, Marcus - 1988-89-90
 Amrozowicz, Mike - 19 97
 Amstutz, Tim - 1987-89
 Amstutz, Tom - 1975-76
 Anderson, Dale - 1940-41
 Anderson, Darren - 1988-89-90-91
 Anderson, Hans - 1973
 Anderson, Jehu - 1999-2000-01-02
 Anderson, Jerry - 1953-54-55
 Anderson, Jesse - 2005-06
 Anderson, Jim - 1975-76
 Anderson, Terrell - 2010-11
 Anderson, Tycen - 2017-18- 19- 20-21
 Andrews, David - 1988-89-90-91
 Andrzejewski, David - 1952-53
 Ansted, Pete - 1974-75-76
 Apling, Don - 1959
 Appairius, Paul - 1978
 Archambeau, Lurley - 19 63-64-65
 Archambeau, Mike - 1972-73
 Arthur, Bruce - 1970-72
 Aschliman, Lynn - 1969-70-71
 Ashwood, Andreas - 2008-09
 Atariwa, Yazeed - 2016-17-18-19
 Atkins, Scott - 1984
 Atkins, Walter - 2006-07-08-09
 Ateman, Kelvin - 20-21-22
 Aubry, Bob - 1950
 Avery, Aaron - 1996
 Azner, Sam - 2007




Former head coach Tom Amstutz lettered for the Rockets in 1975 and 1976.

Bailey, Robin - 2006-07-08-09
 Bailey, Steve - 1987-88-90
 Baker, Al - 1969-70-71
 Baker, Al - 1990-91-92-93
 Baker, Clark - 2004
 Baker, Don - 1962-63-64
 Baker, Frank - 1960-61-62
 Baldy, Matt - 1982
 Ballard, Isaiah - 2008-09-10
 Baltes, Tony - 1969-70
 Bame, Harry - 1919-20-21-22
 Banks, Steve - 1969-70-71
 Barcelona, Chuck - 1951-52-53
 Barker, Jim - 1998-00-01
 Barkley, Mikel - 2022
 Barnes, Steve - 1999
 Bartlett, Ted - 1923
Barrow, Jackson - 2020-21-22
 Barry, Ryan - 1989-90-91-92
 Bascomb, Art - 1969
 Basich, Richard - 1954-55-56
 Baskin, Ernie - 1992-93-94
 Bates, Doug - 2020
 Bates, Jim - 1995-96-97
 Bates, Joe - 2008
 Batzke, Jonathon - 2022
 Baumgartner, Jerry - 1961-62-63
 Baumgartner, Robert - 1932
Bauer, Nate - 2019-20-21-22
 Bayles, Matt - 1986-87
 Beach, William - 1939
 Beard, Charles - 1922
Beale, Adam - 2020-21-22
 Beaver, Clarence - 1941
 Bechtel, Ron - 1924
 Beck, Denver - 1950
 Beckler, Lawrence - 1923
 Beckwith, Derrick - 1995-96-97-98

Bedee, Ron - 1953
 Beemer, Bob - 1982-83-84-85
 Beier, Steve - 1968-69
 Beier, Tony - 1987
 Beilharz, Ken - 1956
 Bekasiak, J.P. - 2004-05-06
 Belcik, Mike - 1967
 Bell, Cameron - 2017-18-19
 Bell, Dan - 1970-71
 Bell, Mike - 1974-75-76
 Bell, Robert - 2009-10-11-12
 Bell, Willis - 1978
 Bellinger, Julian - 2009-10
 Belt, Jamal - 1992-93-94-95
 Benedict, Pete - 1959-60
 Benington, Dale - 1970-71
 Beougher, Gary - 1974-75
 Berg, Mitchell - 2018-19-21-22
 Bergan, Bill - 1985-86-87
 Bergen, Michael - 2020-21-22
 Berkey, Jim - 1963-64-65
 Berlan, John - 1982-83
 Bernard, Desmond - 2018
 Bernhagen, Ralph - 1930
 Berry, Alan - 1926
 Berry, Jack - 1942
 Berry, Joe - 1942
 Best, Byron - 2009-10-11-12
 Beutler, Tom - 1965-66-67
 Biehl, Robert - 33-34-35
 Bieniek, Dick - 1956
 Biggs, Jeff - 1982
 Bilik, Mike - 1997-98-99
 Billingslea, Norm - 1957-58-59
 Binder, Jon - 1987
 Bisek, Parker - 2020-21
 Bishop, Kent - 1984
 Bivins, Aaron - 1975-76-77
 Black, Don - 1947-48-49
 Black, Fred - 1946-47-48
 Black, William - 1958-60-61
 Blackman, Rhett - 2017-18
 Blackman, Ronnie - 2020
 Blakey, Jesse - 1964-65
 Blankumsee, DeMeer - 2020-21-22
 Blazek, Bill - 1986-87-88
 Blazeovich, Michael - 2016
 Bloom, Joe - 1929
 Blue, DeDarallo - 2016-17-18-19
 Bockmore, David - 1999-00-01
 Bockmore, Paul - 2001
 Boczar, Andrew - 2017-18
 Bodart, Jerry - 1975-76-77
 Body, Patrick - 2001-02-03-04
 Boehme, Ron - 1956-57-58
 Bogdalek, Jim - 1960-61-62
 Bogel, Bryan - 1991
 Bohl, Brett - 1991
Bolden, Daniel - 2018-19-20
 Bolden, Tavares - 1999-2000-01

Bolton, Louis - 1932-33-34-35
 Boissy, Ed - 1941
Boone, Peny - 2022
 Borders, Brian - 1989-90-91-92
 Borgerding, Tony - 1988-89-90-91
Bowers, Nasir - 2022
 Bowman, Steve - 1970-71
 Bowsher, Jon - 1985-86-87-88
 Boyd, Andy - 1998-99-00-01
 Boyd, Tom - 1991-92-93-94
 Boykin, Chris - 1990-91-92
 Bradley, Carter - 2019-20-21
 Brady, John - 1979-80-81-82
 Brandon, Mark - 1981-82-83-84
 Bransford, Calvin - 1991-92-93-94
 Branyan, Robert - 1951-52
 Branyan, Rob - 1972-73
 Bratton, William - 1999-2000-02
 Breed, Fred - 1923
 Brewster, Chuck - 19 83



Mike Bell lettered from 1974-76 and later served as the mayor of Toledo from 2010-14.

Brewster, Mark - 1991-92
 Briggs, Jack - 1930
 Briggs, James - 1934
 Bright, William - 1934
 Brighton, Arthur - 1938-39-40
 Brinley, James - 1928-29
 Brisker, John - 1968
 Brisker, Marlon - 1996
 Britsch, Matt - 1989
 Brodbeck, Brett - 2007-08
 Broussard, Michael - 2003-04
 Broussard, Quinton - 2002-03-04-05
 Brown, Chad - 1991-92-93
 Brown, Dan - 1973-74-75
 Brown, Greg - 1983
 Brown, Howard - 1935-36
 Brown, Jerry - 1948-49
 Brown, John - 1965-66-67

B

Bachtel, Bruce - 19 61-62
 Baffo, Albert - 1942





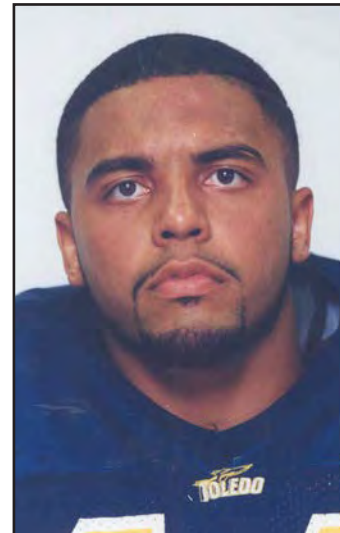
Letterwinners (1917-2022)

Brown, Keiron - 2005-06
 Brown, Phil - 1988-89
 Brown, Romauldo - 1988-89-90
 Brown, Tyrone - 1992-93-94
 Brownlee, Willie - 1978
 Brownridge, Craig - 1980
 Brudzinski, Beau - 2006-07-08-09
 Bruggeman, Delbert - 1933-34
 Bruner, Jerry - 1940
 Brunswick, Scott - 1992-93-94-95
 Bryant, Nate - 1992
 Bubacz, Don - 1949
 Buchanan, Larry - 1986
 Buchs, Robert - 1964-65-66
 Bukovich, Dan - 1937-38-39
 Bulls, Maurice - 1991-92-93
 Bulnes, Bob - 1979-80-81
 Burch, Glenn - 1982-83
 Burch, Henry - 1964-65-66
 Burdick, Ty - 1985-86-87-88
 Burgbacher, Charles - 1968-69-70
 Burgin, Ed - 1950
 Burke, Fabian - 1997-98-99-00
 Burkey, Loren - 1995-96
 Burman, Richard - 1932
 Burnett, Jim - 1961
 Burns, Jeff - 1984-85-86
 Burras, Ed - 1946-47-48-49
 Burt, Occie - 1957-58-59
 Burzine, Tom - 2006-07-08-09
 Busch, Jeff - 1972-73-74
 Bush, Ray - 2011-13-14
 Bushong, Jeff - 1980-81-82-83
Butler, Cavon - 2020-21-22
 Butler, Melvin - 2004
 Byrdey, Bill - 1978-79-81

C
 Caffey, Tim - 1990-91
 Calabrese, Jeff - 1970-71-72
 Calaiacovo, Dan - 1992
 Cameron, Jim - 1957-58-59
 Cameron, Jim - 1973-74-75
 Campbell, Austin - 1924-25
 Campbell, Clarence - 1917
 Campbell, Jack - 1958-59-60
 Campbell, Leon - 1968-70-71
 Capen, Mike - 1993
 Caponigro, John - 1976
 Carlson, Erik - 2010-11
 Carman, Myron - 1946-47-48-49
 Carnicom, Tom - 1953-54
 Carpenter, Keith - 1966
 Carson, Clarence - 1932
 Carson, Robert - 1951-52
 Carter, Ruben - 2015
 Caverly, Robert - 1968-69-70
 Caywood, Dan - 1971
 Cecutti, Mark - 1978-79
 Chamberlain, Michael - 2005-06

Chambers, Tyrone - 2017-18-19
 Charles, Glenn - 1928-29-30
 Charleton, Chris - 2002
 Cherry, Doug - 1972-73-74
 Childress, Nate - 2016-17-18-19
 Christensen, Jerry - 1993-94-95
 Church, Barry - 2006-07-08-09
 Cira, Paul - 1953
 Cisco, Marc - 1959-60
 Clark, Dexter - 1983-84-85-86
 Clark, Justin - 2017-18-20-21
 Clark, Lyle - 1942
 Clark, Patrick - 2005-06
 Clark, Ron - 1959
 Clarke, Andrew - 2001-02-03
 Claus, Bill - 2008-09-10-11
 Clemons, Frank - 1940-41
 Cluckey, Thomas - 2019-20-21-22
 Cochran, Clint - 2005-06-07
 Cochran, Pete - 1985
 Coeling, Brent - 1981
 Cole, Cameron - 2013-15
 Cole, Charles - 1969-70
 Cole, Dan - 1999
 Cole, Emerson - 1947-48-49
 Cole, Emmanuel - 1980-81-82-83
 Cole, Jack - 1951-52
 Cole, John - 1925-27
 Cole, Nate - 2007-08-09-10
 Coleman, Jaylen - 2013-14-15
 Coleman, Mike - 2021-22
 Collins, Carl - 1925
 Collins, Chris - 2012-13-14
 Collins, DaJuane - 2006-07-08-09
 Collins, George - 1949
 Collins, Joseph - 1967
 Collins, Justin - 2007
 Comer, Matt - 1998-99-2000-01
 Conley, Stacey - 1978-79-81
 Conners, Pat - 1954-55
 Connor, Brian - 1993
 Conroy, Joe - 1974-76-77-78
 Constant, Skyllaar - 2006-07-08-09
 Cook, Gene - 1955-56-57
 Corbett, Darius - 2019
 Cornachione, Craig - 1971-72
 Cortazzo, Tim - 2009-10
 Cotter, Pat - 1973-74-75
 Cotterman, Chandler - 2016-17-18
 Cottrell, Ernest - 1948-49
 Cottrill, Clark - 1949-50
 Covington, Aaron - 2016
 Covington, Allen - 2012-13-14-15
 Cowan, Steve - 1991-92
 Cox, Dan - 1977-78-79
 Cox, Jason - 2002
 Cradieth, Torrance - 1999-00-01
 Craft, Evander - 2018-19
 Craig, Richard - 1937-38-39
 Crider, AJ - 2018-19-20-21

Crockett, Daniel - 1968-69
 Crockett, James - 1923
 Cron, Joe - 1982-83
 Cross, Tom - 1978
 Crosser, Paul - 1924
 Crots, Ken - 1967-68-69
 Crots, Virgil - 1974
Culpepper, Judge - 2021-22
 Cunningham, Jon - 1999
 Cuomo, Adam - 2002
 Curry, Ray - 1996-97-98
 Cutcher, Eddie - 1991
 Czelusta, Frank - 1924-25



Current superintendent of Toledo Public Schools Romules Durant was a four-time letterwinner from 1995-98.

D
 Dadosky, Mike - 1972
 Dally, James - 1960-61
 Dalmas, Paul - 1995-96
 Dame, Robert - 1954-55
 Dandridge, Keith - 2001
 Daniels, Dave - 1965-66-67-68
 Daniels, David - 1963
 Daniels, Sid - 1999-00-01
 Daniszewski, Mark - 1978-79
 Dantin, Austin - 2009-10-11-12
 Dauer, Jack - 1971
 David, Frank - 1961-62
 David, Tom - 1989
 Davidson, Jimmy - 2010-11-12
 Davis, Andrew - 2015-18
 Davis, Anthony - 2015-16
 Davis, Daniel - 2016-17
 Davis, Ed - 1967-68-69
 Davis, Erik - 2018-19
 Davis, Evan - 2019-20

Davis, Gene - 1937
 Davis, Keith - 1933
 Davis, LaMarr - 2018
 Davis, Richard - 1935
 Davis, Richard - 2005-06
 Davis, Romain - 1994-95-96-97
 Dawson, Trinity - 2002-03-04-05
 Day, James - 1935-36-37
 DeBarr, Ed - 1974-75-76
 Deer, James - 1974
 Dehn, Chadd - 1991-92-93-94
Delancy III, RJ - 2021-22
 Delaney, Pat - 1984-85-86-87
 Delcher, Jack - 1927-28-29
 Delwiche, Larry - 1978
 DeMaria, Jesse - 1980
 Denney, Mike - 1980-81-83
 Dennis, Fred - 1949
 Dennis, John - 1967-68
 Densmore, Warren - 1938-39-40
 Detmer, Jeremiah - 2011-12-13-14
 DeWalt, Jared - 2006-07-08-09
 Dickey, Brett - 1983-84
 Dickey, Richard - 1946-47
 Diggs, Chad - 2006
 DiLauro, Joseph - 1988-89-90-91
 Dirksen, Tim - 2001-02-03
 DiSalle, Louis - 1934-35-36
 Dixon, Robert - 1946-47-48-49
 Dobis, Richard - 1955
 Dodrill, Brock - 2001-02-03
 Doerger, Luke - 2017-18-19-20-21
 Doliboa, Tom - 1976
 Donahue, Steve - 1970-71-72
 Donald, Archie - 2006-08-09-10
 Donaldson, Craig - 1991-92-93-94
 Donley, William - 1927
 Douglas, Jahneil - 2019
 Draves, Richard - 1927
 Dressel, Leo - 1942
 Dues, Craig - 1993-94-95-96
 Duhaime, Fredrick - 1933
 Duke, Willie - 1970-71-72
 Dukes, Christian - 2012-13-14-15
 Dumont, Lavel - 2020-21-22
 Dunbar, Keith - 1985-86-87
 Duncan, Thomas - 1968-69-70
 Duncan, Walter - 1987-88-89-90
 Dunstan, Doug - 1991
 Dunn, Devonte - 2018-19-20
 Dunn, Gary - 1967-69
 Dunn, Harold - 1926-27-28-29
 Dunwald, Herman - 1967-68-69
 Durant, Romules - 1995-96-97-98
 Durham, William - 1955
 Durst, Joe - 1976
 Dyser, Bryan - 1994
 Dye, Paul - 2000-01-02






Letterwinners (1917-2022)

E

Ealey, Chuck - 1969-70-71
 Ealey, Damon - 1995
 Earley, Richard - 1961
 Eberflus, Matt - 1988-89-90-91
 Eberlin, Rich - 1970-71-72
 Ebert, Mike - 2013-14-15-16
 Edwards, Wilson - 1928-29-30
 Ehrhardt, Clarence - 1940
 Ehrhardt, Richard - 1946-47
 Elchert, Andrew - 2010
 Eldridge, Herb - 1950
 Elliott, Jayrone - 2010-11-12-13
 Ellis, Nick - 2014-15-16
Ellis, Sawiaha - 2022
 Ely, Phillip - 2014-15
 Elzey, Arnold - 1965
 Elzey, Paul - 1965-66-67
 Emerson, Alan - 1930
 Emery, Lee - 1964-65
 Emery, Willie - 1991
 Emilien, Vladimir - 2012-13



Dick Huston (1941, 46-47) had 15 touchdown runs of 40 or more yards.

Emmert, Parks - 1926
 Enders, Alex - 2021
 Engel, Erik - 1994-95
 Enright, William - 1930
 Erickson, Steve - 1963-64-65
 Ernest, James - 1956
 Estes, Tom - 1957-58
 Ettenger, Elwood - 1947
 Evans, Jerry - 1987-88-89-90

F

Faasen, Erik - 2001-02
 Fair, Don - 1969-70-71
 Fair, Paul - 1968
 Faison, Chris - 2006-08

Faithful, Bernard - 2004-05-06-07
 Farbrother, Dan - 1953-54-55
 Farmer, Harry - 1947
 Farmer, Kelvin - 1984-85-86
 Farmer, Tim - 1994
 Farr, Danny - 2010-11-12
 Farris, Ed - 1972-73-74
 Fatinikun, T.J. - 2009-10-11-12
 Fatula, David - 2005-06
 Faulkner, Mark - 1984
 Feldstein, Joe - 1922
 Fellabaum, Donald - 1923
 Fenn, Josh - 2018-19
 Fernandez, Matt - 1994-95-96-97
 Fetters, William - 1930
 Filliater, Greg - 1971-72
 Finley, Charles - 1951-52-53
Finn, Dequan - 2020-21-22
 Finucan, Mike - 1973
 Fioritto, Pete - 1977
 Fisher, Jordan - 2016-17-18-19
 Fitzgibbons, Shaun - 2005-06
 Flack, Robert - 1965-67-68
 Fletcher, Dewayne - 1986-87-88-89
 Fletcher, Drake - 2013-14
 Flint, Bailey - 2017-18-19-20-21
 Flowers, Jason - 2003-04-05
 Floyd, Alvin - 1957-58-59
 Fluellen, David - 2010-11-12-13
 Flynn, John - 1965-66-67
 Flynn, Robert - 1968-69-70
 Flynn, William - 1964-65
 Foltz, James - 1946-47-48
 Ford, Burton - 1922-23
 Ford, Carl - 1999-2000-01-02
 Ford, Larry - 1982
Ford, Zachary - 2018-20-21-22
 Forestal, Keith - 2005-06-07-08
 Fortman, Carl - 1975
 Formentin, John - 1990-91-92-94
 Fortner, Ryan - 2000
 Foster, Lawrence - 1993
 Fought, Lester - 1938-39-40
 Fought, Matt - 2007-08
 France, Todd - 1998-99-00-01
 Francis, Tozere - 1974-75-76
 Franklin, Lester - 1938-39-40
 Frazier, Kennedy - 2015-17
 Fredricks, Mike - 1978-79
 Freeburg, Rourke - 2022
 Freeman, Mace - 1995-96-97-98
 Frierson, Leo - 1999-00-01
Fuller, Andre - 2022
 Fuller, Sidney - 1976

G

Gabel, Brian - 1986-87
 Gadt, Floyd - 1950-52
 Gaines, Don - 2001
 Galayda, Dennis - 1958-60

Gall, William - 1946-47
 Gamby, Rodney - 2003-04
 Gandee, Kevin - 1977
Gant, Dallas - 2022
 Gant, Jim - 1991-92-93
 Gant, Roosevelt - 1975
 Gardner, David - 1999-2000-01-02
 Gardner, Mike - 1974-75
 Garrett, Buster - 2007-08
 Gasiorowski, James - 1949-50
 Gast, Les - 1935-36
 Gaymon, Sam - 2010-11-12
 Geese, Robert - 1939-40-41
 Geis, Mike - 1987
 Geitgey, Donald - 1939-40-41
 George, Levi - 2007
 Gerber, Henry - 1917
 Gerson, Harold - 1937
 Gewont, Jan - 2008
 Gibbs, Keenen - 2014-15
 Gibney, Chuck - 1963
 Gibney, Tom - 1957-58-59
 Gibson, Phil - 1998-99-00-01
 Giles, Henry - 1939
 Gilliam, Reggie - 2017-18-19
 Gillooly, Thomas - 1932-33
 Gilmore, Fred - 1950-51
 Giordano, Joe - 1952
 Giuntolis, Rex - 1960
 Givhan, Nate - 2018-19-20-21-22
 Gladieux, Alton - 1942
 Glase, James - 1942
Gleason, Tucker - 2022
 Godfrey, Archie - 2000
 Goins, Richard - 1948
 Golden, Justin - 1996-97
 Gongwer, Warren - 1939-40-41
 Good, Clarence - 1984-85-86
 Goodman, Jim - 1969-70-71
 Goodrich, Keith - 1971-72-73
 Goodwin, Marcus - 1989-90-91-92
 Goodwin, Wayne - 1989
 Gordon, James - 2011-12
 Gordon, Richard - 1950-51-52
 Gosline, Robert - 1932
 Gossman, Dan - 1990
 Goto, Hiro - 1998
 Gotwald, Jon - 1975-76-77-78
 Goulde, DeJuan - 1998-99-2000
 Goulde, Dorian - 2000
 Grace, Tom - 1964-65-66
 Gradkowski, Bruce - 2002-03-04-05
 Grailler, George - 1940
 Granader, Ken - 1982-83-84
 Gray, Jim - 1962-63-64
 Grayson, Mike - 1978-79
 Greco, John - 2004-05-06-07
 Green, Chris - 2017-18
 Green, James - 2010-11-12-13
 Green, Jeff - 1992-93-94

Green, Jeff - 2005-06
 Green, Lyle - 1997-98-99-00
 Greenberg, Scott - 2001
 Greene, Donta - 1999-2000-01-02
 Greene, Robert - 1964
 Greer, James - 1975
 Greisiger, Bill - 1976-77
 Griffin, Anthony - 1992
 Gross, Guy - 1966
 Gross, James - 1932
 Gross, Nat - 1981-82
 Grothous, Greg - 1999-00-01-02
 Grude, Ty - 1993-94-95-96
 Gruenschlaeger, Steve - 1983
 Gruno, Tom - 1984-86-87-88
 Grutter, James - 1960-61-62
 Guadagni, Mitchell - 2017-18-19
 Gucciardo, AJ - 2021
 Gudger, John - 1979-80-81-82
 Gulick, Merle - 1924-25
 Guitteau, Tom - 1962
 Gurman, Vitaliy - 2020-21
 Gwinn, Chuck - 1962

H

Habzda, Greg - 1979-80-81
 Hackley, Edwin - 1936
 Haden, Jordan - 2012-13-14
 Haggerty, James - 1951-52-53
 Haladik, Frank - 1949-50
 Halgas, Robert - 1949-50
 Hall, Harold - 1947-48-49
 Hall, Harry - 1952
 Hall, Maurice - 1978-79-80-81
 Hall, Skip - 1973
 Hamblin, Russ - 1979
 Hamilton, Mardo - 1946-47-48
 Hamilton, Shannon - 1990
 Hamilton, Steve - 1993
 Hamlar, David - 1946
 Hamlin, Noah - 2020
 Hammer, Donald - 1942
 Hamood, Sameer - 1998-99-00-01
 Han, Willi - 1949
 Hancock, Willie - 1958-59-60
 Hanley, Joe - 1952-53
 Hanna, Rusty - 1989-90-91-92
 Hannum, Brandon - 2000-01-02
 Harberson, Alan - 1983
 Harding, Jim - 1997-98-99-00
 Hardy, Bill - 1989-90
 Hardy, Charles - 1946-47-48
 Hardy, David - 1946-47
 Harman, R. R. - 1947-48
 Harman, Hal - 1975
 Harper, Dawalyn - 2011-12-13
 Harper, John - 1975
 Harrah, Rick - 1987
 Harris, Bryce - 2016-17-18-20-21
 Harris, Dwayne - 1995-97-98






Letterwinners (1917-2022)

Harris, Ed - 1982-83-84-85
 Harris, Greg - 2007-08
 Harris, Tony - 1969-70
 Harrison, AJ - 2019-20
 Hartong, Bryan - 1985-86-87-88
 Harroun, George - 1917
 Harshman, Paul - 1963-64
 Harste, Adolf - 1927-28-29
 Hatfield, Keno - 1934-35-36
 Hatgas, Mark - 1994-96
 Hauser, James - 1965-66
 Hausfeld, Dave - 1974-75-76-77
 Hawkins, Andrew - 2005-06-07
 Hay, Greg - 2005-06-07
 Hayes, Ray - 1965-66-67
 Hayes, Robert - 1938-39-40
 Hayes, William - 1965
 Haynes, Howard - 1946
 Haynes, Juwan - 2012-13-14-15
 Haynes, Steve - 1994-95
 Hays, Jim - 1948-49-50
 Hedberg, Axel - 1948-49
 Hefferman, Jim - 1957-58
 Hefflin, Brandon - 2000-01-02
 Heidecker, Brandon - 2017-18-19
 Heider, Jim - 1957
 Heller, Eric - 2006

Herrold, Dennis - 1960
 Herron, Mark - 1993-94-95-96
 Hester, Treyvon - 2013-14-15-16
 Heuer, Michael - 2002-03-04
 Hickman, David - 1966-67-68
 Hicks, Barrion - 1984
 Higgins, Kenny - 2004
 High, Josh - 2014-15
 Hill, Marcus - 1999
 Hill, Maurice - 2006-07-08-09
 Hines, Jamal - 2018-19-20-21-22
 Hinkle, Dave - 1946-47
 Hinkson, Gary - 1969-70-71
 Hirsell, Tony - 1987-88-89
 Hissong, Carleton - 1928-30-32
 Hladio, Frank - 1969
 Hobbs, Mark - 1972
 Hodge, Roy - 1955-56-57
 Hohenberger, Chris - 1978-79-80-81
Holley III, Eric - 2022
 Holifield, Chris - 1994-95-96-97
 Hollman, Ka'dar - 2016-17-18
 Holmes, Chris - 2001-02-03-04
 Holmes, Fred - 1952-53
 Holobetz, Mike - 1965-66
Holt, Deshawn - 2022
 Holt, Saeed - 2018-19-20
 Holzer, Tom - 1954
 Hood, David - 2017-18-19-20-21
 Hoogendoorn, Russ - 1959-60-61
Hook, Maxen - 2020-21-22
 Hook, William - 1923
 Hoover, Harper - 1922-23
 Hopkins, Chris - 2004-05-06-07
 Horton, Kenley - 2003
 Hotz, Don - 1969-70
 Hotz, George - 1969
 Howard, Reggie - 2017-18
 Howell, Dan - 1955-56-57
 Hoyt, Steve - 1981-82-83-84
 Hritzko, Dan - 1941-46-47
 Hromika, Dennis - 1965-66-67
 Hubbard, Shane - 2008
 Hudson, Terrance - 2001-02-03-04
 Huebner, Brad - 1967
 Huffman, Steve - 1985-86-87
 Hugger, Fred - 1949-50
 Hughley, Renza - 1986-87
 Humbert, Gary - 1984
 Hunt, Kareem - 2013-14-15-16
 Hunt, Robert - 1954-55-56
 Huntley, Mark - 1982
 Hunyadi, Butch - 1978-79-80-81
 Hurlburt, Joe - 1977
 Hurt, Mike - 1970-71
 Hurt, Mark - 1973-74-75-76
 Huston, Richard - 1941-46-47
 Huston, Bill - 1975
 Hutchinson, Eric - 1984-86-87
 Huzjak, Ryan - 1993-94-95-96
 Hymore, Frank - 1975-76



Curtis Johnson (1967-69) was a starting cornerback for the Miami Dolphins in Super Bowl VII in 1973.

Hemmelgarn, Terry - 1983-85
 Hendershot, Josh - 2011-12-13-14
 Hendersong, Howard - 1984
 Hendon, Chip - 1994-95-96
 Hendy, Jordan - 2019
 Hennessey, Chad - 1935-36-37
 Henning, Fred - 1959-60
 Hepinstall, Jeff - 1975-76-77
 Herbert, John - 1961-62
 Herbert, Tyrrell - 2004-05-06-08
 Herndon, Kelly - 1995-96-97-98

I
 Ilich, Jovan - 1997-99-00
 Inglis, Tim - 1983-84-85-86
 Irvin, Miquel - 1999-00
 Irvine, Tim - 1971-72
 Isaiah, Rick - 1987-88-89-90

J
 Jackson, Isaiah - 1996-97-98
 Jackson, Jeff - 1980-81
 Jackson, Keon - 2002-03-04-05
 Jackson, Terry - 1990-91-92
 Jackson, Thomas - 1992
 Jackson, Webster - 2001
 Jaeschke, Donald - 1933
 James, Jeff - 1973
 James, Tre - 2014-15
 Jaquillard, Chris - 1993
 Jarm, Frank - 1977
 Jarrett, Olanzo - 1999
 Jefferson, Ed - 1977-78
 Jeppesen, Nate - 2014-15-16-17
 Jedy, Lantz - 2002-03
 Jenkins, Asa - 1951
 Jesion, Mike - 1965
 Johnson, Alex - 2007-08-09-10
 Johnson, Curtis - 1967-68-69
 Johnson, Delando - 2014-15-16
 Johnson, Desjuan - 2018-19-20-21-22
 Johnson, Diontae - 2015-17-18
 Johnson, Dyontae - 2018-19-20-21-22
 Johnson, Gordon - 1922
 Johnson, Jamie - 1993-94-95-96
 Johnson, John - 1964-66
 Johnson, Jon'Vea - 2015-16-17-18
 Johnson, Keith - 1977
 Johnson, Manny - 1999-00-01-02
 Johnson, Melvin - 2018
 Johnson, Nate - 1994-95-96
 Johnson, Pat - 1987-88-89-90
 Johnson, William - 1949
 Johnston, Barry - 1984
 Johnston, Scott - 1971
 Jolliff, Pete - 1959-60-61
 Jones, Brian - 2002
 Jones, Bryant - 1983
 Jones, Corey - 2013-14-15-16
 Jones, Elijah - 2010-11-12
 Jones, Jerome - 2008-09-10-11
 Jones, Joey - 1995-96-97
 Jones, John - 1987-88
 Jones, Jonathan - 2020-21
 Jones, Malik - 2017
 Jones, Marc - 1973
 Jones, Nate - 2000-01
 Jones, Orion - 2012-13-14-15
 Jones, Ronnie - 2016-17-18-19
 Jones, Steve - 1967-68-69
 Jones, Waynard - 1984-85
 Jones-Moore, Damion - 2013-14-15-16

Jordan, Anthony - 2002-03-04-05
 Julian, Michael - 2014-15-16-17

K
 Kaczmarek, Rick - 1972-73-74
 Kaczur, Nick - 2001-02-03-04
 Kadlick, Frank - 1941
 Kagy, Ethan - 2011-12-13
 Kampfe, Doug - 1962
 Karikas, Dave - 1975-76-77
 Kaser, Ed - 1954-55-56
 Kaser, Richard - 1951-52-53
 Kasper, Pete - 1978-79-80
 Kasprzak, Greg - 1986
 Kassem, Sami - 2017-18
 Katzenstein, Joe - 1952-53
 Kaufman, Ron - 1960-61
 Kavanaugh, Matt - 2000
 Kazmaier, Donald - 1924-26-27-28
 Kazmaier, Richard - 1924-25
 Keeler, Dave - 1975
 Keene, Steve - 1987-88
 Keesee, Rick - 1985
 Keim, George - 1971-72-73
 Keighley, Hank - 2008-11-12
 Kelleher, Bob - 1975-76
 Keller, Harry - 1961
 Keller, Ken - 1917
 Keller, Nick - 1917
 Keller, Ray - 1962
 Kelley, Jason - 1989-90-91-92
Kelly, Micah - 2020-21-22
 Kelso, Jim - 1980-81-82-83
 Kendel, Jim - 1976
 Kendrick, Dean - 1949
 Kenerly, Irv - 1976-77-78
 Kennedy, Mike - 1977-78-79-81
 Kennedy, Steve - 1972
 Keran, Dennis - 1967
 Kerin, Zac - 2010-11-12-13
 Kern, Brett - 2004-05-06-07
 Kerner, Richard - 1977
 Kershaw, Darryl - 1983
 Kerstetter, Robert - 1938-39
 Kertz, Joseph - 1930
 Ketterman, Dal - 1956-57
 Kettle, Dale - 1930
 Kidd, Kevin - 1995-96-97
 Kijowski, Pete - 1955
 Kilgo, Kevin - 2007
 King, Anthony - 2007
 King, DeAmonte - 2018-19-20-21
 King, Gregg - 1995-96-97-98
 King, Howard - 1934
 Kinnee, Matt - 1988-89
 Kiser, Al - 1955
 Kissane, William - 1939-40
 Klaer, Ryan - 1994-96
 Klotz, Ron - 1960-61-62
 Klugh, Harvey - 1977





Letterwinners (1917-2022)

Knecht, Ed - 1948-49
 Knox, Robert - 1966-67
 Koback, Bryant - 2018-19-20-21
 Kocsis, Lon - 1979-81-82
 Kocsis, Rock - 1982
 Komorowski, Vincent - 1929
 Kontak, Emil - 1935-36-37
 Kooken, Ray - 1955-56
 Kootz, John - 1956
 Korotky, Harry - 1955
 Kost, Erik - 2000
 Kotnik, Don - 1963
 Kovacs, Nick - 2018-19
 Kowalski, Kevin - 2007-08-09-10
 Krach, Jack - 1949
 Krach, Joe - 1946-47-48-49
 Kralik, Frank - 1949-50-52
 Krall, Gary - 1974
 Kramer, Pete - 1965-66-67
 Krasula, Mike - 1976-77
 Kratch, Colby - 2011-12
 Kregel, David - 1962-64
 Kreitzburg, Brock - 1995-96-97
 Krieger, Daniel - 1925-26-27
 Krieger, Robert - 1965-66
 Krimm, Paul - 1986-87-89
 Krispinsky, Michael - 2004-05-06-07
 Krugh, Jerry - 1969
 Kruse, Kevln - 1980
 Kubiak, Tim - 1993
 Kuebbeler, Rollin - 1924-25
Kühl, Lenny - 2022
 Kuligowski, Craig - 1987-88-89-90
 Kulon, Adam - 2014-16
 Kushner, Nick - 1965

L
 Lacey, Michael - 2019-20-21
 Lajewski, Joe - 1988-89-90-91
 Lamar, Jason - 1997-98-99
 Lamb, Jeff - 1989-90
 Lamb, Johnathan - 2008-09-10-11
 Lamb, Steve - 1980
 Lamb, Tom - 1988-89-91
 Lanari, Steve - 1978
 Landrom, Jamar - 2002
 Lancia, Connor - 2017-18

Landers, Matt - 2021
 Langel, Gary - 1972
 Lanzi, Ed - 1952
 Lanzi, Harry - 1950-51-52
 Laraway, Jack - 1978-79-80-81
 Larrick, Justin - 1999
 Laude, David - 1949
 Lawrence, Nick - 2005-06-07
 Lawson, Tony - 1985-88
 Lee, Tony - 1981-82-83
 Lefkowitz, Leonard - 1957
 Lembright, Wynn - 1961-62-63
 Lemie, Carl - 1946-47
 Lenehan, D.J. - 2007
 Lenix, Mike - 1997-98-99
 Lepley, Pete - 2005
 Lewis, Al - 1946-47-48-49
 Lewis, Phil - 2011-12
 Ligibel, Clarence - 1941-42
 Linberger, George - 1986-87-88-89
 Linch, Jack - 2014-15-16-17
 Lindeman, A.J. - 2010-11-12
 Lindsay, Matt - 1974-75
 Lindsay, Phil - 1951
 Lindsay, Jim - 1981
 Lindstrom, Gabe - 1997-98
 Ling, Jeff - 1998-99
 Lisk, Ben - 2022
 Lisowski, Robert - 2012-13-14
 Loeri, Ken - 1977
 Lomberger, Rudy - 1998-99-00
 Long, Mel, Sr. - 1969-70-71
 Long, Mel, Jr. - 1997-98-99-00
 Long, Paul - 1976-78-79
Long, Tyler - 2019-20-21
 Longenecker, Clinton - 1976
 Loper, Willie - 1964-65
 Losonski, Joe - 1936
 Love, Clarence - 1994-95-96-97
 Lovelace, Harold - 1989
 Lowe, Jordan - 2022
 Lowry, Ron - 1961-62
 Lucente, Fred - 1938
 Luderman, Larry - 1974-76
 Luketich, Frank - 1977
 Luna, Greg - 2005-06
 Lundy, Lloyd - 1978-79

Lyskowa, Charles - 1940-41
 Lyons, Al - 1981-82

M
 Mabbott, Eric - 1978
 Macek, Larry - 1973-74-75
 Machoukas, George - 1951-52-53-54



James Pierce (1922-23) was the Rockets' first African-American team captain and later became a professor.

Mack, Jeremy - 2005-06-07
 Macon, Dwight - 2011-12-13-14
Maddox, Devin - 2019-20-21-22
 Madison, Ross - 2010-11-12-13
 Maher, Francis - 1937-38-39
Major, Kendall - 2021-22
 Malone, Antonio - 2002-03-04-05
 Mancz, Greg - 2011-12-13-14
 Manley, Phillipkeith - 2008-09-10-11
 Manly, John - 1999
 Mann, Cliff - 1923
 Manson, Jason - 1999-2000-01
 Manthey, Mike - 1973-74-75
 Manton, Joseph - 1922
 Manu, Loa - 1990
 Manuel, James - 1968-69
 Manuszak, Mike - 1976
 Marihaugh, Charles - 1924
 Marinkov, Steve - 1984
 Marohn, Robert - 1955
 Marquard, Jim - 1986-87
 Marotti, Louis - 1937-38-39
 Marrow, Desmond - 2006-08-10-11
 Marrow, Vince - 1991

Marshall, Douglas - 1928-29
 Martin, Alfred - 2004-06-07
 Martin, Astin - 2002-03
 Martin, Bo - 2003-04-05-06
 Martin, Don - 1948-49
 Martin, Jeff - 1932-33
 Martin, Jordan - 2014-15-16
 Martin, Robert - 1962-63-64
 Martin, Ronald - 1962-63-64
 Martishius, Walt - 1955-56-57
 Massey, J.D. - 1973-75
 Mathews, Edrick - 2017-18-19
 Mathis, Trevon - 2014-15-16-17
 Matthews, Marcus - 1994-95-96-97
 Matz, Mike - 1981-82-83
 Mauss, Carleton - 1948-49
 Mawer, Stanley - 1917
 Maxwell, George - 1954-55-56
 Maynard, Lucas - 2017-18
 Mays, Mark - 1979
 McBeth, Casey - 1991-92-94
 McCants, Willie - 1956
 McCartney, Tom - 1959-60-61
 McCollum, Andy - 1989-90-91-92
 McCray, Antwon - 1999-00-01
 McCreary, Mike - 1986-87-88
 McCrimmon, Nevone - 2017-18
 McCulley, Skip - 1976-77-78-79
McDonald, Chris - 2019-20-21-22
 McDougle, Scooter - 2004
 McDowell, Cassius - 2011-12-13
 McFarlin, Marques - 2005
 McGuire, Darion - 2207
 McGuire, Harold - 1983-84-85-86
 McGuire, Philip - 1926
 McHugh, Colin - 2008-09-10
 McInnes, Malcolm - 1922
 McIntosh, Damien - 2008
 McKimmy, Dick - 1953-54-55
 McKinley-Lewis, Danzel - 2016-17-18-19-21
 McKinney, Kevin - 1991-92-93-94
 McKinnon, Hector - 1938-39
 McLean, Jake - 1998-99-2000-01
 McManue, Francis - 1930
 McMillan, Harry - 1964
 McMorgan, Gifford - 1923
McNeil-Warren, Emmanuel - 2022
 McNitt, Scott - 1983
 McNutt, Henry - 1928-29-30
 Meadows, Darryl - 1981-82
 Meenan, Chris - 2007-08
 Meger, Kevin - 1989-90-91-92
 Mele, Chris - 1978-81
 Melfi, Mark - 1987-88-89
 Mell, James - 1959-60
 Menefee, Dave - 1978-79-80-81
 Menefee, Robert - 2002
 Mengle, Raymond - 1930
 Meredieth, Casey - 2008
 Merrick, Chris - 1996-97



Storm Norton earned four varsity letters from 2013-16.





Letterwinners (1917-2022)

Meyerhofer, Henry - 1930
 Miceli, Frank - 1992
 Middlebrooks, Bob - 1975
 Miercynski, Leopold - 1926-27
 Miklovic, Ned - 1956-57-58
 Milburn, Rick - 1982-83
 Miley, George - 1947-48-49-50
 Milkie, Brett - 1978-79
 Miller, Len - 1974-75
 Miller, Mel - 1966-67-68
 Miller, Tony - 2000
 Milligan, Rolan - 2015
 Mills, Sean - 2018-19-20-21
 Miner, Walt - 1964-65
 Mines, Jaylin - 2021-22
 Minna, Marty - 1977
 Minnfield, Mel - 1971-72-73
 Mitchell, Ben - 1990
 Mitchell, Bob - 1977-78-79
 Mitchell, Bryce - 2017-18-19-20-21
Mitchell, Quinyon - 2020-21-22
 Mochko, Dale - 1967
 Molik, Tom - 1959-60-61
 Molls, Dan - 2009-10-11-12
 Montgomery, Jack - 1984-85-86
 Montgomery, Kevin - 1992-93-94-95
 Monto, Carl - 1936
 Moore, Clayton - 1981-82-83-84
 Moore, Earl - 2016
 Moore, Lance - 2001-02-03-04
 Moore, Marquise - 2013-15-16-17
 Moore, Nick - 2005-06-07-08
 Moorman, Rod - 1971
 More, Joseph - 1922
 Morettete, Al - 1935
 Morgan, Ainsworth - 1991-92-93
 Morgan, Alex - 2019
 Morgan, Charlie - 2017
 Morgan, Fred - 1955-56
 Morgan, Steve - 1981-82-83-84
 Moroorkian, John - 2008-09-10-11
 Morris, Corey - 1998-99-2000
 Morris, Nigel - 2004-05-06
 Morrison, Steven - 2004-05-06
 Morrow, Diauntae - 2010-11
 Moses, David - 1924
 Moses, Louis - 1927-28
 Moses, Philip - 1966-67-68
 Moss, Roland - 1966-67-68
 Mossburg, Darrell - 1989-90-91-92
 Moyer, Ken - 1985-86-87-88
 Mueller, Ron - 1964
 Mulinix, Jim - 1971-72-73
 Mullins, Derrius - 2019
 Murdock, Chase - 2012-13-14-15
 Murin, Frank - 1982-83
 Murphy, Chris - 2007
 Murphy, Kevin - 1977
 Murray, John - 1958-59-60
 Mussehl, Robert - 1929-30

Myers, Jeff - 2011-12-13-14
 Myneder, Robert - 1942

N

N'Shaka, Neru - 2017-18-19
 Najarian, Adam - 1932-33-34
 Nash, Robert - 1939-40-41
 Nasonti, Ed - 1980
 Neff, Orin - 1932-33
 Nelson, Chase - 2012-13-14
 Nelson, Damon - 1990-92-93
 Nemeč, James - 1968-69-70
 Neubrecht, Kenneth - 1929
 Neuendorf, Doug - 1971-72-73
 Neumann, Robert - 1957-58



Gib Stick, a letterwinner for the Rockets from 1921-24, was one of Toledo's first stars.

Newton Jerjuan - 2020-21-22
 Newsome, Ted - 1988-89-90
 Nichols, Bruce - 1985-86-87-88
 Nichols, D.J. - 2005-06
 Niezgoda, John - 1969-70-71
 Nikitenko, George - 1985
 Nixon, Shawn - 2003
 Nkansah, Elijah - 2014-15-16-17
 Noble, Danny - 2008-09-10-11
 Nolan, Thomas - 1962-63
 Nonnan, Lawrence - 1933
 Norrils, Cheatham - 2013-14-15
 Norton, Storm - 2013-14-15-16
 Nowak, Jerry - 1954-55-56

O

Odenthal, David - 2003-04
 Odom, Steve - 2003-04-05-06
 Ofili, Frank - 2000-01-02-03
 O'Hara, Bill - 1971-72

Ohm, Bryan - 1977
 Okus, Elmer - 1942
 Olack, Justin - 2011-12-13-14
 Olekanma, Richard - 2015-16-17-18
 Olman, Kurt - 1974
 Olsen, Tim - 1985-86-87-88
 Olsen, Todd - 1985-86-87-88
 O'Mailia, Miles - 1971
 Ondich, Andy - 1957-58-59
 Opelt, Aaron - 2006-07-08-09
 Ormejuste, Didier - 2000
 Osborne, Mike - 1971-72-73
 Osborne, Tod - 1938
 Osborne, Tom - 1972-73-74
 Othen, Duncan - 1973
 Otterbacher, Nick - 1998-99-00-01
 Overholser, Tom - 1960
 Owens, Terrance - 2010-11-12-13
 Owens, Thomas - 1927

P-Q

Page, Eric - 2009-10-11
 Paige, Taikwon - 2010-11
 Palian, Joe - 1992-93
 Pallante, Paul - 1985
 Palm, Clarence - 1934-35-36
 Palmer, George - 1919-20-21-22
 Palmer, Jerry - 1949-50-51
 Pape, Paul - 1969
 Paris, George - 1951
 Parker, Dick - 1957
 Parker, Marlin - 2007
 Parker, Troy - 1990-92-93
 Parkhill, Brent - 1992-93-94-95
 Parmele, Jalen - 2004-05-06-07
 Pasquale, David - 2009-10-11-12
 Patrick, Tyson - 2008
 Patroulis, John - 1957-58-59
 Patton, Marc - 1983
 Patton, Sylvester - 1994-95
 Peluso, Roger - 1950-51-52
 Penchef, Benjamin - 1929
 Penn, David - 1967-68-69
 Penza, John - 1978-79
 Penza, Vince - 2010-11-12-13
 Pepper, Donald - 1938
 Perkins, David - 2004-05-06-07
 Pernall, Howard - 1968-70
 Perry, Golan - 1976-77
 Perry, John - 1985-86-87-88
 Perschon, Paul - 2015-16
 Peters, Eli - 2018-19-20
 Peters, Greg - 1996-97-98-99
 Pettee, Alex - 2009-10
 Pfefferle, Robert - 1966-67-68
 Petcoff, John - 1925
 Pete, Leland - 1946-47-48-49
 Petrakis, John - 1937-38-39
 Phelps, Rick - 1989
 Philbin, Nilo - 1928

Phillips, Desmond - 2016-17-18-19
 Phillips, Larry - 1978-79
 Pierce, James - 1922-23
 Pierre, Josh - 1998
 Pike, Ben - 2011-12
 Piskach, Steve - 1951-52
 Pivoriunas, Rich - 1971
 Pizza, Frank - 1946-47
 Pizza, Tony - 1946-47
 Polkinghorn, John - 1993-94-95
 Pollard, Tyree - 2004-05-06-07
 Popp, Tony - 1937-38
 Porter, Cliff - 1983
 Porter, Tom - 1964
 Posce, Andy - 1956
 Poure, Bill - 1981-82-83
 Powell, Jeremi - 2016
 Powell, Jim - 1959-60-61
 Powell, Josh - 2003-04-05-06
 Pree, Drey'Lon - 2007-08-09-10
 Pressler, Larry - 1966-67-68
 Price, Herman - 1973
 Price, Robert - 1976-77
 Pringle, Ricky - 2013-14
 Prono, Edward - 1933-34-36
 Purtill, James - 1951
 Quinn, Daris - 2008-09
 Quinn, Zack - 2014-15-16-17

R

Ragin, D'Andre - 2020-21-22
 Rahman, James - 1955
 Ramsdell, Kenneth - 1946-47
 Rance, James - 1967-68-69
 Rancifer, Charles - 2010-11
 Randolph, Darric - 2001-02-03
 Ratajczak, Robert - 1949-50
 Raub, Brian - 1988-89-91
 Rawlik, Steve - 1972-73-74
 Reagan, Robert - 1946
 Reading, George - 1922
 Reasonover, Darrel - 1970
 Recker, Josh - 2020-21
 Redd, Andre - 2005-06-07
 Reed, Wilbur - 1956-57
 Reed, Brent - 1978-79-80-81
 Reedy, Bernard - 2010-11-12-13
 Reese, Jalen - 2018
 Reeves, Darius - 2011
 Reeves, Lionel - 1978-79
 Rehm, Ernie - 1935-36
 Reichart, Bo - 1992-93-94
 Reilly, Leonard - 1924
 Remy, Marc - 2013-14-15-16
 Resseguie, Scott - 1974-75-76
 Reynolds, Lem - 1996-97-98
 Rhea, Mark - 1988-89-90-91
 Rhodes, David - 1961-62-63
 Rice, Kollin - 1992
 Richards, Darryl - 2015-16-17






Letterwinners (1917-2022)

Richards, George - 1942
 Richards, Jason - 1994-95-96-97
 Richards, Ron - 1956-57
 Richmond, Lester - 2006-07-08-09
 Rideout, Oliver - 1927
 Riddle, Randy - 1965-66-67
 Riddle, Todd - 1997
 Ridgway, David - 1977-78-79-80
 Ridgway, Don - 1954
 Riesen, Matt - 1993-94-95
 Riley, Granville - 2017
 Riley, Malcolm - 2008-09-10-11
 Ripple, Carl - 1937-38
 Ritz, Ken - 1956
 Rivers, Jerome - 1980
 Robbins, Jason - 2002-03-04-05
 Roberts, Johnie - 2010-11
 Roberts, Keelen - 2017
 Roberts, Michael - 2014-15-16
 Roberts, Ron - 1969-70-71
 Robertson, John - 1941
 Robinson, Charles - 1979
 Robinson, Capus - 1980-81-82-83
 Robinson, Jermaine - 2009-10-11-12
 Robinson, Khalil - 2017-18-19
 Robinson, Robert - 1946-47
 Rode, Josh - 2015
 Rogan, Jack - 1964
 Rogers, DeJuan - 2013-14-15-16
Rogers, Devan - 2019-20-21-22
 Rogers, Zach - 2012-13-14
 Rohal, Jack - 1975-76
 Rohde, Lavern - 1980
 Rohrs, David - 1986-87-88
 Rokicki, Charles - 1974
 Rollins, Kevin - 1997-98-99-00
 Roney, Jim - 1975
 Rose, Bob - 1969-70-71
 Rosenbauer, Zac - 2011-12-13-14
 Rosi, Drew - 2017-18-19-20-21
Rosi, Nick - 2019-20-22
 Rosi, Steve - 1992-93-94-95
 Ross, James - 1996-97
 Ross, John - 1972-73-74
 Ross, Willie - 2016-17-18-19
 Rothlisberger, Ollie - 1935-36
 Rowland, Chuck - 1981-82
 Runyan, Craig - 2013-14
 Ruble, Brock - 2018
 Russell, Alonzo - 2012-13-14-15
 Russell, Marlin - 1979-80-81-82
 Russell, Mike - 1979-80-81-83
 Ryan, Michael - 1991
 Ryan, Phil - 1959
 Ryan, William - 1960
 Ryan, William - 1938
 Ryder, Brett - 1987

S
 Sacco, Mike - 2004
 Sager, A.J. - 1984-85-86
 Sammons, William - 1964-65-66
 Sample, Chuck - 1940
 Sandor, Paul - 1984-85-86-87
 Santii, Carl - 1940
 Santoro, Gil - 1952-53-54
 Sargent, Larry - 1964-65
 Saunders, John - 1969-70-71
 Saunders, Keith - 1986-87-88-89
 Savage, Antjuan - 1995-96-99
 Scanlon, Mike - 1965-66
 Schaefer, Michael - 1997-98-99-00
 Schafer, Steve - 1981-82



Cody Thompson (2014-18) is the first Rocket to have earned five varsity letters.

Scheetz, Robert - 1964
 Scherting, Jeff - 1983
 Schlachter, Brad - 1987-88
 Schlachter, Charles - 1936
 Schlachter, Chris - 1989-90-91-92
 Schlemmer, Elmer - 1928
 Schmidt, Robert - 1940-41
 Schneider, Brent - 1986-87
 Schneider, John - 1946-47
 Schneider, John - 1965-66-67
 Schneider, Herman - 1925
 Schnitkey, Steve - 1969-70-71
 Schoen, Scott - 1966
 Schoonmaker, Raymond - 1929
 Schultz, Fred - 1998
 Schwartz, Al - 1951-52-53
 Schwartz, Joe - 1970-71-72
Schwiebert, Garrett - 2022
Sciury, Vinny - 2021-22
 Scorziell, David - 1967-68
 Scott, Cordale - 2011-12
 Scott, Ed - 1972-73-74

Scott, Rick - 1995-96
 Scrutchins, Ed - 1960-61
 Sehzie, Paul - 1997-98
 Serian, Mark - 1979
 Seyfang, Fred - 1940-41-42
 Seymour, Don - 1972-73-74
 Seymour, Jim - 1973-75-76-77
 Seymour, Richard - 1967-68-69
 Seymour, Shakif - 2017-18-19-20
 Shaah, Opio - 1997
 Shapiro, Albert - 1925
 Sharkoff, Lou - 1946-47
 Sharpe, Donald - 1927-28-29
 Shaw, Greg - 1976
 Shea, Edward - 1942
 Shelly, Charles - 1933-34
 Shepard, Robert - 1933
 Sherman, Marv - 1975-76
 Sherman, Mike - 1976-77-78
 Shinkle, Ted - 1940-41
 Shively, Arlo - 1922-23-24
 Shreve, Joel - 2007
 Shugur, John - 1958
 Shuler, Joe - 2006-07
 Shumaker, Matt - 2007-09
 Shutt, John - 1946-47-48
 Siek, Jeff - 1969-70
 Siemens, Joe - 1940
 Silva, Nick - 1949-50-51
 Simon, Dave - 1977
 Simon, Troy - 2019-20-21-22
 Simpson, Paul - 1991
 Simrell, Dan - 1962-63-64
 Simrell, Dave - 1975-77
 Simrell, Geoff - 1989-90-91
 Simms, Demetris - 2000-01-02
 Sims, William - 1956-57-58
 Singer, Mark - 2008-09-10-12
 Singleton, Ira - 1997-98-99-00
 Skeldon, Ned - 1942
 Skilliter, Gordon - 1922-23
 Skipper, Tuzar - 1916-17-18
 Slater, Mike - 1975-76
 Slovak, Marty - 1935-36-37
 Slovak, Robert - 1939-40
 Smead, George - 1932
 Smiley, Arnold - 1981-82-83
 Smiley, Alan - 1987-88-89
 Smith, Abe - 1922
Smith, Avery - 2022
 Smith, Brad - 2016-17
 Smith, Christian - 2010-11-12-13
 Smith, Dwayne - 1987-88-89-90
 Smith, Earl - 1934
 Smith, Glyn - 1970-71
 Smith, Maynard - 1928
 Smith, Robert - 1960-61-62
 Smith, Robert - 1959-60
 Smith, Red - 1917
 Smith, Sylvester - 1952-53-54

Smith, Trumaine - 2006-07
 Smith, William - 1933-34-35
 Smolinski, Edward - 1932-33-34
 Sneed, Barry - 1964-65-66
 Snider, Robert - 1939
 Sorosiak, Len - 1957
 Southard, Burton - 1934-35
 Southard, Edward - 1933
 Spelman, Brad - 2014-15-16-17
 Spidel, Doug - 1986-87-88-89
 Spiece, Jason - 1998-99-2000
 Spohler, Anson - 1948-49-50
 Spooner, Jack - 1935
 Spriggs, James - 1993-94-95-96
 Spring, Mark - 1992-93-94-95
 Stafford, Kenny - 2008-09-10-11
 Stafford, Marc - 1993-94
 Stahl, Robert - 1940-41
 Stalma, Joe - 1951-52
 Stallworth, Henry - 1981-82
 Stanley, James - 1999-2000-01-02
 Stanwick, David - 1996
 Staples, Mark - 1979
 Starkey, Fred - 1917
 Stauber, Gene - 1942-46-47
 Stehno, Charles - 1958-59
 Steigerwald, Alex - 2006-07-08-09
 Steitz, Jim - 1993-94-95
 Stepec, John - 2013-14-15-16
 Stephens, Frank - 1985
 Stephens, Jerome - 1983
Stephens, Justin - 2021
Stephens, Larry - 2021-22
 Stevens, Robert - 1960
 Stewart, Charles - 1936
 Stick, Gilbert - 1921-22-23-24
 Stobart, David - 1981
 Stoenen, Jackson - 2022
 Stoltz, Jerry - 1958-59-60
 Stoltz, Mike - 1982
 Strait, Jared - 2010-11-12
 Stroh, Dean - 1964-65
 Stroman, Bob - 1972
 Stone, Pete - 1992-93-94-95
 Stoner, Jim - 1985
 Struck, Lee - 1993
Stuart, Jacques - 2020-21-22
 Suggs, Keith - 2011-12
 Summers, Brandon - 2006
 Summers, Derrick - 2006-07-08-09
 Sumpter, Rasche - 1995-96-97
 Sutherland, Caleb - 2019
 Sutter, Mark - 1976-77-78
 Swanson, Daxton - 2009
 Swanson, Terry - 2014-15-16-17
 Swart, Nate - 2017
 Swartz, Noah - 1999-00-01-02
 Swick, Gene - 1973-74-75
 Swift, Connery - 2014-15-16
 Swint, Ken - 1965-66





Letterwinners (1917-2022)

Switzer, Kevin - 1980
 Sylvestre, Junior - 2011-12-13-14
 Szelagowski, Ted - 1940-41
Szykowny, Trey - 2022

T

Taafe, Tyler - 2015-16-17-18
 Tait, Tajuan - 1998
 Tait, Wasean - 1993-94-95-98
 Tambur, Guido - 1949
 Tammarine, Keith - 1986
 Taormina, Julius - 1951-53
 Taormina, Mike - 1974
 Tate, Richard - 1956
 Tatum, Rodney - 1983-84-85
 Tatum, Roland - 1988-89
 Taylor, Carleton - 1933
 Taylor, Chester - 1998-99-2000-01
Taylor, Terrance - 2018-19-20-21-22
 Teachey, Josh - 2015-16-17-18
 Tedora, Adam - 2000-01
 Tepe, Carl - 1948-49
 Tetzl, David - 1968
 Thayer, Gordon - 1932-33-34
 Thibert, James - 1960-61-62
 Thigpen, Albert - 1988-89-90-91
 Thitoff, Seth - 2003-04-05-06
 Thomas, Adonis - 2008-09-10-11
 Thomas, David - 2002-03-04-05
 Thomas, Don - 1966
 Thomas, John - 1983-84-85-86
 Thomas, Paul - 1942
 Thomas, Scott - 1942
 Thompkins, Art - 2016-17-18
 Thompson, Cody - 2014-15-16-17-18
 Thompson, Scott - 1972
 Thomson, Christian - 1926-27-28
 Tillman, Joseph - 1917
 Tisci, Sam - 1955-56-57
 Tobias, Dennis - 1967-68
 Tomasewski, Jack - 1966
 Tombaugh, Ben - 1988-89-90-91
 Tolland, Rick - 1972-75
 Torio, Richard - 1950
Torres, Anthony - 2022
 Torres, Ramon - 1995-96
 Toth, Phil - 1955
 Townsend, James - 1985-88-89
 Trautman, Ray - 1967
 Travis, Keith - 1996-97-98-99
 Triplett, Mel - 1951-52-53-54
 Trotter, Neil - 1987-88-89-90
 Trumbull, Raymond - 1924
 Tucker, Marc - 1974
 Tucker, Mel - 1966-67-68
 Tucker, Melvin - 1980-81-82-83
 Tuminello, Chris - 1999-2000-01-02
 Tunnell, Emlen - 1942
 Turner, Ed - 1975-76-77
 Turner, Jamal - 2018-19-20-21-22

Turner, Jameel - 1996-97-98-99
 Turner, Jason - 1997
 Turner, Ray - 1956
 Turner, Ray - 2002-03
 Tyler, James - 1967-68-69

U-V

Umbls, Clayton - 1954-55-56
 Underwood, Joe - 2007-08
 Vaillant, Matt - 1996-97-98
 VanDerMeulen, Mike - 2008-09-10-11
Vanderross III, Junior - 2022
 Van Ryzin, Arthur - 1938-39
 Van Fossen, Tom - 1987
 Varajon, Mike - 1984-86
 Varajon, Nick - 1988-89-90
 Vargo, Dan - 1987-88-89-90
 Veal, Kenny - 2008-09
 Veasley-Pettis, Myshan - 2007-08-10
 Vehar, Brian - 1982-83-84
 Vergiels, Jack - 1959
 Vest, Jameson - 2015-16-17-18
 Vickers, Bob - 1970-72
 Vicroy, Jim - 1975
 Vitale, James - 1950-51-52
 Voss, Trent - 2012-13-14-15
 Vucelich, Samuel - 2015-16-17

W

Wadsworth, Roger - 1950-51-52
 Wagers, Alfred - 1922
 Wakeman, Chris - 2003-04-05
 Walker, Chris - 2000
 Walker, Dave - 1981-82-83
 Walker, Damon - 1995-96
 Walker, Jake - 2008
 Walker, John - 1981-82-83
 Walkosky, David - 1987-88-89-90
 Wall, Matt - 2011-12-13
 Wallace, Chris - 1997-98
 Walls, Reggie - 1992-93
 Walser, Jim - 1975-76
 Walsh, Jay - 1981-82-84-85
 Walsh, Terry - 1977-78-79
 Walters, Edward - 1922
 Walters, Ernest - 1926-27
 Waltz, Alva - 1929
 Wampfler, Tad - 1979-80-81
 Wandtke, Dick - 1946-47
 Ward, Kenneth - 1922-23
 Ward, Tom - 1999-2000-01-02
 Ware, DeAndre - 2007
 Warnement, Rick - 1973-74
 Warner, Gordon - 2007
 Warrick, Bert - 1952-53
 Warrinh, Robert - 1928
 Warych, Joe - 1941-42
 Wasczenski, Bob - 1986-87
 Washington, Anthony - 2008-09
 Washington, David - 2004-05-06-07

Washington, Jason - 2007
 Wasserman, Rick - 1975-76
 Walters, Douglas - 1926
 Wawrzyniak, Jeff - 1966
 Weaver, Chuck - 1962-63
 Weaver, Joe - 1996-97-98
 Weaver, Tom - 1978-79-80
 Webb, Charlie - 1991-92-93-94
 Weber, Dan - 1939
 Weber, Joe - 1996
 Wechtel, George - 1922
 Weeks, Fred - 1957
 Weinblatt, Morris - 1923-24
 Weisenberg, Ralph - 1936-38-39
 Weiss, Brant - 2015-16-17
 Weiss, Fred - 1940
 Welling, Jerry - 1933-34-35
 Wendel, Howard - 1935
 Wening, Jug - 1946-47
 Westbrook, Douglas - 2006-08-09-10
 Westrich, Colin - 1995-97-98-99
 Whately, Randy - 1973-74
 Whelling, Gerald - 1933
 Whetsel, Dan - 1993-94
 Whittaker, Chaz - 2012-13-14-15
 White, John - 1926-28
 White, Mark - 1983
 White, Tom - 1983
 Whitfield, Marcus - 2015-16-17
 Whitfield, Rob - 1994-95-96
 Whitlow, Rodney - 1984-86
 Wickter, John - 1933-34-35
 Wilcher, Kishon - 2012-13-14-15
 Wilcox, Phil - 1976
 Wiles, William - 1932
 Wilke, Dennis - 1958-59
 Willey, Donald - 1929
 Williams, Brent - 1982-83-84-85
 Williams, Chaz - 2001-02-03
 Williams, Chris - 1995-96-97
 Williams, Chris L. - 2001
 Williams, Dan - 1990-91-92
 Williams, Dave - 1971-72-73
 Williams, Doug - 1977-78-79
 Williams, Greg - 1987
 Williams, Jalynn - 2019-20
 Williams, J.D. - 1998
 Williams, Jordan - 2016-17
 Williams, Larry - 1957
 Williams, Morgan - 2008-09-10-11
 Williams, Stephen - 2006-07-08-09
 Williams, Tim - 1991
 Williams, Victor - 2017-18
 Williams, Virgil - 1979
 Williamson, Sean - 2004-05-06-08
 Willis, Ed - 1954-55
 Willis, Terrell - 2007-09-10
 Willoughby, Art - 1973
 Wilson, Aristotle - 1992-93-94-95
Wilson Jr., CJ - 2021

Wilson, Kenneth - 1968-69-70
 Wilson, Jim - 1972
 Wilson, Jim - 1989
 Wilson, Vince - 1995-96
 Windover, Joe - 1987-88-89-90
 Winstead, Isaiah - 2020-21
 Wisbon, Ben - 1953-54
 Witkowski, David - 1967-68-69
 Wise, Jack - 1951-52-53
Woliver, Adrian - 2019-20-21-22
 Wolodzko, Tony - 1941-46-47
 Womack, Samuel - 2017-18-19-20-21
 Wood, Pierce - 1924-26
 Woodley, Ja'Wuan - 2014-15-16-17
 Woodside, Logan - 2013-14-16-17
 Wooley, Justin - 1996-97-98
 Wozniak, Jon - 1967-68
 Wozniak, Robert - 1962
 Wray, Richard - 1981-82
 Wright, Darin - 1979-80-81-82
 Wright, Dave - 1976
 Wright, Demetrius - 1992
 Wright, Donald - 1954-55-56
 Wright, Eddie Lee - 1956-57-58
 Wright, Jeremy - 2004
 Wujciak, Stanley - 1927
 Wurst, Roch - 1975-76-77-78
 Wymer, Gary - 1964
 Wypier, Donald - 1965-66-67
 Wysocki, Clifford - 27

X-Y-Z

Yanowsky, Don - 1979-80
 Yanowsky, Joe - 1979-80-81
 Yarmel, Vince - 1965
 Yasenchak, Donald - 1968-69
 Yelley, Mike - 1975-76-77
 Yenrick, Phil - 1961-62-63
 Young, Keith - 1972-73-74
 Yousey, Zach - 2013-14-15-16
 Youssef, Hany - 1989
 Zabinski, Sean - 2005
 Zapsic, Richard - 1958-59-60
 Zemina, Michael - 1939
 Zimmerman, Fred - 1963-64-65
 Zimmerman, Robert - 2013
 Zimmerman, Tim - 1974-75
 Zink, Arnold - 1947
 Zittel, Fred - 1949
 Zmolik, Alex - 2012-13-14-15
 Zolciak, Gary - 1975-76-77
 Zonker, Terry - 1984
Ziros, Thomas - 2021-22
 Zuchowski, Ted - 1941-46-47
 Zulch, Richard - 1948-49





Team Awards

JIM NICHOLSON AWARD

Jim Nicholson became UT's first full-time football coach in April of 1930, at a time when the current Bancroft campus was still under construction. He upgraded the schedule and instituted organized recruiting, eventually building UT into a powerful and respected football program. In 1935, his final season, the Rockets finished 6-2-1, including a 63-0 win over Bowling Green that led to a 13-year cessation of the rivalry between the two schools.

Nicholson helped design the Glass Bowl, and after his retirement as coach participated in reorganizing the Varsity 'T' Club. Nicholson later became an industrialist and civic leader in the City of Toledo. Established in 1963, the Nicholson Trophy honors the player contributing the most toward the success of the team. The selection is made by the players.

1963 - Wynn Lembright (tackle)
 1964 - Dan Simrell (quarterback)
 1965 - Fred Zimmerman (end)
 1966 - Barry Sneed (linebacker)
 1967 - Tom Beutler (middle guard)
 John Schneider (quarterback)
 1968 - Roland Moss (tailback)
 1969 - Ken Crots (kicker)
 1970 - Chuck Ealey (quarterback)
 1971 - Chuck Ealey (quarterback)
 1972 - Joe Schwartz (tailback)
 1973 - Gene Swick (quarterback)
 1974 - John Ross (open end)
 1975 - Gene Swick (quarterback)
 1976 - Aaron Bivins (linebacker)
 1977 - Aaron Bivins (linebacker)
 1978 - Joe Conroy (defensive end)
 1979 - Mike Kennedy (defensive back)
 1980 - Mike Grayson (defensive tackle)
 1981 - Mike Kennedy (defensive back)
 1982 - Jim Kelso (quarterback)
 1983 - Mike Russell (defensive end)
 1984 - Steve Morgan (tailback)
 1985 - Bob Beemer (defensive end)
 1986 - Kelvin Farmer (tailback)
 1987 - Steve Huffman (linebacker)
 1988 - Jon Bowsher (defensive back)
 1989 - George Linberger (guard)
 1990 - Jerry Evans (tight end)
 1991 - Matt Eberflus (linebacker)
 1992 - Kevin Meger (quarterback)
 1993 - Terry Jackson (defensive line)
 1994 - Calvin Bransford (tight end)
 1995 - Wasean Tait (tailback)
 1996 - Craig Dues (linebacker)
 1997 - Chris Wallace (quarterback)
 1998 - Darrick Beckwith (linebacker)
 1999 - Jameel Turner (defensive back)
 2000 - Jim Harding (offensive lineman)
 DeJuan Goulde (defensive end)
 2001 - Leo Frierson (defensive lineman)

2002 - Tom Ward (linebacker)
 2003 - Tim Dirksen (offensive lineman)
 2004 - Michael Broussard (defensive back)
 2005 - Anthony Jordan (linebacker)
 2006 - Mike Alston (linebacker)
 2007 - Jalen Parmele (running back)
 2008 - Aaron Opelt (quarterback)
 2009 - Barry Church (safety)
 2010 - Eric Page (wide receiver)
 2011 - Adonis Thomas (running back)
 2012 - Dan Molls (linebacker)
 2013 - Junior Sylvestre (linebacker)
 2014 - Greg Mancz (center)
 2015 - Cheatham Norrils (cornerback)
 2016 - Kareem Hunt (running back)
 2017 - Logan Woodside (quarterback)
 2018 - Cody Thompson (wide receiver)
 2019 - Bryant Koback (running back)
 2020 - Bryce Harris (center)
 2021 - Jamal Hines (outside linebacker)
 2022 - Desjuan Johnson (defensive tackle)



Desjuan Johnson





Team Awards

COHEN FRESHMAN OF THE YEAR AWARD

Named after longtime UT booster, Norman Cohen, and established in 1964, the Cohen Award honors the Rocket "Freshman of the Year."

- 1964 - Pete Kramer, HB
- 1965 - Roland Moss, HB
- 1966 - Steve Jones, QB
- 1967 - Terry Kenneally, E
- 1968 - Chuck Ealey, QB
- 1969 - Jeff Calabrese, E
- 1970 - Mel Gaines, HB
- 1971 - Gary Langel, LB
- 1972 - Scott Thompson, C
- 1973 - Marc Jones, DE
- 1974 - Joe Conroy, DE
- 1975 - Joe Gotwald, DT-MG
- 1976 - Skip McCulley, RB
- 1977 - Mike Kennedy, DB
- 1978 - Chris Hohenberger, OL
- 1979 - Lon Kocsis, TE
Darin Wright, DT
- 1980 - Jim Kelso, QB
- 1981 - Steve Morgan, RB
Steve Hoyt, LB
- 1982 - Eddie Harris, RB-WR
- 1983 - Tim Inglis, LB
- 1984 - Tom Gruno, DE
- 1985 - Tyler Burdick, TE
- 1986 - Paul Krimm, P
- 1987 - Steve Bailey, LB
Dwayne Smith, LB
- 1988 - Albert Thigpen, C/G
- 1989 - Brian Borders, P
- 1990 - Troy Parker, TB
- 1991 - Chadd Dehn, OT
- 1992 - Pete Stone, C
- 1993 - Wasean Tait, TB
- 1994 - Sylvester Patton, FS
- 1995 - Brock Kreitzburg, WR
- 1996 - Greg Peters, OT
- 1997 - Mel Long, WR
- 1998 - Andy Boyd, FS
- 1999 - David Gardner, LB
- 2000 - Brandon Hefflin, CB
- 2001 - Nick Kaczur, OT
- 2002 - Keon Jackson, Rover
- 2003 - Steve Odom, WR

- 2004 - John Greco, OT
- 2005 - John Allen, TE
- 2006 - Barry Church, SS
- 2007 - Kevin Kowalski, OG
- 2008 - Mark Singer, FS
- 2009 - Eric Page, WR
- 2010 - Terrance Owens, QB
- 2011 - Greg Mancz, OL
- 2012 - Alonzo Russell, WR
- 2013 - Offense: Kareem Hunt, RB
Defense: Treyvon Hester, DT
- 2014 - Offense: Terry Swanson, RB
Defense: Trevon Mathis, CB
- 2015 - Jameson Vest, K
- 2016 - DeDarallo Blue, S
- 2017 - Shakif Seymour, RB
- 2018 - Offense: Bryant Koback, RB
Defense: Jamal Hines, DE
- 2019 - Chris McDonald, CB
- 2020 - Jerjuan Newton, WR
- 2021 - Maxen Hook, S
- 2022 - Junior Vandeross, WR



Junior Vandeross





Team Awards

BINDER MEMORIAL AWARD

Jon Binder, who lettered as a walk-on in 1987, died of Hodgkin's disease on September 1, 1991. A native of Temperance, Mich., and a graduate of Bedford High School, Binder drew praise from the UT coaches for his dedication and determination.

Established the year of his death, the Binder Memorial Award is given to the walk-on player who exemplifies the courage, character, heart and spirit of Jon Binder in both the classroom and on the field.



Adam Beale

- 1991 - Tyson Harder
- 1992 - Frank Miceli
- 1993 - Dave Mangas
- 1994 - Romules Durant
- 1995 - Mike Saggese
- 1996 - Joe Weaver
- 1997 - Romules Durant
- 1998 - Clint Mondell
- 1999 - Chris Williams
- 2000 - Ryan Fortner
- 2001 - Brian King
- 2002 - Tim Averhart
- 2003 - Clark Baker
- 2004 - Jeremy Wright
- 2005 - Matt Tramba/David Fatula
- 2006 - Matt Shumaker

- 2007 - Myshan Veasley-Pettis
- 2008 - Shane Hubbard
- 2009 - Matt Shumaker
- 2010 - Myshan Veasley-Pettis
- 2011 - Matt Wall
- 2012 - A.J. Lindeman
- 2013 - Ethan Kagy
- 2014 - Connery Swift
- 2015 - Nick Ellis
- 2016 - Ka'dar Hollman
- 2017 - Brant Weiss
- 2018 - No award given
- 2019 - Nick Rosi
- 2020 - Thomas Cluckey
- 2021 - Thomas Cluckey
- 2022 - Adam Beale

HANSON SENIOR SCHOLAR-ATHLETE

The Daniel and Mary Jo Hanson Senior Scholar-Athlete Award is given to the senior with the highest cumulative grade-point average.

- 1994 - Chadd Dehn
- 1995 - Mark Spring
- 1996 - Aaron Avery
- 1997 - Loren Burkey
- 1998 - Gabe Lindstrom
- 1999 - Jameel Turner
- 2000 - Michael Schaefer
- 2001 - Todd France
- 2002 - Chris Tuminello
- 2003 - Frank Ofli
- 2004 - Lance Moore
- 2005 - Jason Robbins
- 2006 - Shaun Fitzgibbons
- 2007 - Mike Krispinsky
- 2008 - Clint Cochran

- 2009 - Beau Brudzinski
- 2010 - Kevin Kowalski
- 2011 - Colin McHugh
- 2012 - Ben Pike
- 2013 - Matt Wall
- 2014 - Zach Rosenbauer
- 2015 - Alex Zmolik
- 2016 - Storm Norton
- 2017 - Liam Allen
- 2018 - Cody Thompson/Jalen Reese
- 2019 - Reggie Gilliam
- 2020 - Sean Mills
- 2021 - Sean Mills
- 2022 - Mitchell Berg



Mitchell Berg





Team Awards

FINDLAY COMMUNITY SERVICE AWARD

The Findlay Service Award is given to the player who contributes the most to the Toledo community. The award is named in honor of UT alumni and supporters Jim and Celia Findlay.



Dan Bolden

- 2002 - Donta' Greene
- 2003 - Trinity Dawson
Andrew Clarke
- 2004 - Chris Holmes
- 2005 - Bruce Gradkowski
- 2006 - Steve Odom
- 2007 - Brett Kern
- 2008 - John Allen
- 2009 - Buster Garrett
- 2010 - Johnnie Bush
- 2011 - Johnathan Lamb
- 2012 - Hank Keighley
- 2013 - Jayrone Elliott
- 2014 - Rashad Irvin
- 2015 - Chaz Whittaker
- 2016 - Brad Spelman/Quincy Iverson
- 2017 - Cody Thompson
- 2018 - Yazeed Atariwa/Bailey Flint
- 2019 - Tycen Anderson
- 2020 - Tycen Anderson/Bailey Flint
- 2021 - Bailey Flint
- 2022 - Dan Bolden/Jerjuan Newton

LAUTERBUR LEADERSHIP AWARD

Named for coaching legend Frank Lauterbur, this award honors players who have shown exceptional leadership skills.

- 2012 - T.J. Fatinikun
- 2013 - David Fluellen
- 2014 - Dwight Macon/Trent Voss
- 2015 - Phillip Ely
- 2016 - DeJuan Rogers/
Cody Thompson
- 2017 - Terry Swanson
- 2018 - Cody Thompson
- 2019 - Reggie Gilliam
- 2020 - Bryce Harris
- 2021 - Tycen Anderson
- 2022 - Dyontae Johnson



Dyontae Johnson

GUS YEAGER LEGACY AWARD

The Gus Yeager Legacy Award is given to the player who provides the best spiritual leadership. It is named after longtime team chaplain Gus Yeager.

- 2007 - Brett Kern
- 2009 - DaJuane Collins
- 2010 - Colin McHugh
- 2011 - Colin McHugh
- 2012 - Ben Pike
- 2013 - Christian Smith
- 2014 - Jeremiah Detmer
- 2015 - Alex Zmolik
- 2016 - Zach Yousey
- 2017 - Brad Spelman
- 2018 - Richard Olekanma
- 2019 - Ronnie Jones
- 2020 - Tycen Anderson
- 2021 - Bryce Harris
- 2022 - Chris McDonald



Chris McDonald





Team Awards

FUTURE TEAM PLAYER AWARD

- 2011 Offense - Cordale Scott
Defense - Elijah Jones
- 2012 Offense - Danny Larkins
Defense - Derek Batt/Josh High
- 2013 Offense - Nate Jeppesen
Defense - Connery Swift
Special Teams - Josh High
- 2014 Offense - Chris Jones
Defense - Olasunkanmi Adeniyi
Special Teams - Richard Olekanma
- 2015 Offense - Mitch Guadagni
Defense - Aaron Covington
Special Teams - Art Thompkins
- 2016 Offense - Art Thompkins
Defense - Ronnie Jones
- 2017 Offense - Nicholas Sims
Defense - AJ Crider
Special Teams - Zachary Ford
- 2018 Offense - Nick Rosi
Defense - Nate Givhan
Special Teams - Devin Maddox
- 2019 Offense - Jerjuan Newton
Defense - Adrian Woliver
Special Teams - Jacquez Stuart
- 2020 Offense - Demeer Blankcumsee
Defense - Maxen Hook
Special Teams - Quinyon Mitchell
- 2021 Offense - Thomas Zsiros
Defense - Jaylin Mines
- 2022 Offense - Eric Holley
Defense - Emmanuel McNeil-Warren



**Eric
Holley**



**Emmanuel
McNeil-Warren**



**Devan
Rogers**



**Dallas
Gant**

UNsung HERO AWARD

- 2010 Offense - Nate Cole
Defense - Alex Johnson
- 2011 None awarded
- 2012 Offense - David Pasquale
Defense - Phil Lewis/Danny Farr
Special Teams - Jeremiah Detmer
- 2013 Offense - Greg Mancz
Defense - Chase Murdock
Special Teams - Matt Wall
- 2014 Offense - Josh Hendershot
Defense - Ray Bush
Special Teams - Drake Fletcher
- 2015 Offense - Ruben Carter
Defense - Orion Jones
Special Teams - John Stepec
- 2016 Offense - Damion Jones-Moore/Mike Ebert
Defense - Connery Swift
Special Teams - Marc Remy
- 2017 Offense - Elijah Nkansah
Defense - Marquise Moore
Special Teams - Zach Quinn
- 2018 Offense - Jon'Vea Johnson
Defense - Josh Teachey
Special Teams - Jameson Vest
- 2019 Offense - Yazeed Atariwa
Defense - Nate Childress
Special Teams - Thomas Cluckey
- 2020 Offense - Nick Rosi
Defense - Chris McDonald
Special Teams - Thomas Cluckey
- 2021 Offense - Danzel McKinley-Lewis
Defense - Judge Culpepper
- 2022 Offense - Devan Rogers
Defense - Dallas Gant





Team Awards

OFFENSIVE MVP

- 2010 - Adonis Thomas
- 2011 - Eric Page
- 2012 - David Fluellen
- 2013 - Zac Kerin
- 2014 - Kareem Hunt
- 2015 - Cody Thompson
- 2016 - Logan Woodside
- 2017 - Logan Woodside
- 2018 - No award given
- 2019 - Bryant Koback
- 2020 - Bryant Koback
- 2021 - Bryant Koback
- 2022 - Dequan Finn

DEFENSIVE MVP

- 2010 - Archie Donald
- 2011 - T.J. Fatinikun
- 2012 - Jermaine Robinson
- 2013 - Jayrone Elliott
- 2014 - Orion Jones
- 2015 - Rolan Milligan
- 2016 - John Stepec
- 2017 - Trevon Mathis
- 2018 - Ka'dar Hollman
- 2019 - Jamal Hines
- 2020 - Tycen Anderson/Jamal Hines
- 2021 - Dyontae Johnson
- 2022 - Quinyon Mitchell



Dequan Finn



Quinyon Mitchell

SPECIAL TEAMS MVP

- 2010 - Isaiah Ballard/Tim Cortazzo
- 2011 - Eric Page
- 2012 - Bernard Reedy
- 2013 - Jeremiah Detmer
- 2014 - Jeremiah Detmer
- 2015 - Juwan Haynes
- 2016 - Jack Linch
- 2017 - Jack Linch
- 2018 - Reggie Gilliam
- 2019 - Erik Davis
- 2020 - Dan Bolden
- 2021 - Ronald Delancy
- 2022 - Sawiaha Ellis



Sawiaha Ellis





Team Captains



Gib Stick



George Machoukas




Tom Beutler



Chuck Ealey



Gene Swick



Aaron Bivins

- 1917**
Ken Keller
- 1919**
Leland Altaffer
- 1920**
George Wechtel
- 1921**
George Wechtel
- 1922**
Burton Ford
- 1923**
James Pierce
- 1924**
Gilbert Stick
- 1925**
Richard Kazmier
- 1926**
Dodge Alexander
- 1927**
Don Kazmier
- 1928**
Harold Dunn
- 1929**
Harold Dunn
- 1930**
Don Sharp
- 1932**
Babe Hissong
- 1933**
Chuck Shelley

- 1934**
Ed Smolinski
- 1935**
Jerry Welling
- 1936**
Louis DiSalle
Clarence Palm
- 1937**
Marty Slovak
- 1938**
Tony Popp
- 1939**
Francis Maher
- 1940**
Warren Densmore
- 1941**
Warren Gongwer
- 1942**
Clarence Ligibel
- 1946**
Bill Gall
- 1947**
Tony Wolodzko
- 1948**
Mardo Hamilton
Mike Carman
- 1949**
Ed Burrus
George Miley
- 1950**
Denver Beck

- 1951**
Jim Gasiorowski
Jerry Palmer
- 1952**
Bob Carson
Dick Gordon
Roger Wadsworth
- 1953**
Chuck Barcelona
George Machoukas
- 1954**
Mel Triplett
George Machoukas
- 1955**
Jim Rahman
- 1956**
Clayton Umbles
Andy Posce
- 1957**
Dan Howell
Sam Tisci
- 1958**
Jim Cameron
- 1959**
Occie Burt
Tom Gibney
- 1960**
Jack Campbell
Jerry Stoltz
- 1961**
Russ Hoogendorn
Tom McCartney

- 1962**
Frank Baker
Jim Thibert
Ron Klotz
- 1963**
Wynn Lembright
- 1964**
Dan Simrell
- 1965**
Jim Berkey
Lee Emery
- 1966**
Barry Sneed
- 1967**
John Schneider
Tom Beutler
- 1968**
Mel Tucker
Bob Pfeffeler
- 1969**
Curtis Johnson
Dave Penn
Jim Rance
- 1970**
Tom Duncan
Tony Harris
- 1971**
Chuck Ealey
Gary Hinkson
Mel Long
- 1972**
Steve Donahue
Joe Schwartz





Team Captains



Harold McGuire




Andy McCollum



Casey McBeth



Wasean Tait



Chris Wallace



Tavares Bolden

1973
Doug Neuendorf
Mel Minnfield
Pete Alsup

1974
Ed Farris
John Ross
Ed Scott

1975
Larry Macek
Gene Swick
Keith Young

1976
Mike Bell
Matt Lindsay
Keith Young

1977
Aaron Bivins
Jeff Hepinstall

1978
Joe Conroy
Jon Gotwald

1979
Mike Alston
Doug Williams

1980
Mike Grayson

1981
Maurice Hall
Jack Laraway

1982
Marlin Russell
Darryl Meadows
Steve Schafer
Mike Russell

1983
Jim Kelso
Jeff Bushong

1984
Kent Bishop
Steve Hoyt

1985
Bob Beemer
Brent Williams

1986
Tim Inglis
Harold McGuire
Jeff Burns

1987
Pat Delaney
Steve Huffman
Paul Sandor

1988
Jon Bowsher
Ken Moyer

1989
George Linberger
Doug Spidel

1990
Marcus Amick
Rick Isaiah
Pat Johnson
Dwayne Smith

1991
Darren Anderson
David Andrews
Matt Eberflus
Al Thigpen

1992
Andy McCollum
Kevin Meger
Darrell Mossburg
Dan Williams

1993
Al Baker
Terry Jackson
Casey McBeth

1994
Chadd Dehn
John Formentin
Casey McBeth
Bo Reichart

1995
Aristotle Wilson
Jamal Belt
Steve Rosi
Pete Stone

1996
Wasean Tait
Ryan Huzjak
Craig Dues
Jamie Johnson

1997
Jim Bates
Clarence Love
Jason Richards
Wasean Tait

1998
Gregg King
Matt Vaillant
Chris Wallace
Justin Wooley

1999
Mike Bilik
Keith Travis
Jameel Turner
Colin Westrich

2000
DeJuan Goulde
Lyle Green
Jim Harding
Kevin Rollins

2001
Tavares Bolden
Andy Boyd
Matt Comer
Leo Frierson
Chester Taylor

2002
David Gardner
Donta' Greene
Chris Tuminello
Tom Ward

2003
Andrew Clarke
Tim Dirksen
Paul Dye
Frank Ofili
Chaz Williams

2004
Patrick Body
Bruce Gradkowski
Anthony Jordan
Lance Moore

2005
Trinity Dawson
Bruce Gradkowski
Keon Jackson
Anthony Jordan
David Thomas





Team Captains



Bruce Gradkowski




John Greco



Greg Mancz



Cody Thompson



Bryce Harris



Dequan Finn

2006

Mike Alston
John Greco
Tyrrell Herbert
Steve Odom

2007

John Greco
Greg Hay
Tyrrell Herbert
Chris Hopkins
Tyree Pollard
Jalen Parmele
Sean Williamson

2008

Tyrrell Herbert
Nick Moore
Aaron Opelt
Sean Williamson

2009

Barry Church
Kevin Kowalski
Aaron Opelt
Lester Richmond

2010

Kevin Kowalski
Adonis Thomas
Desmond Marrow
Archie Donald

2011

Jonathan Lamb
Desmond Marrow
Adonis Thomas
Mike VanDerMeulen

2012

Chosen by game

2013

Chosen by game

2014

Jeremiah Detmer
Greg Mancz
Jeff Myers
Junior Sylvestre

2015

Trent Voss
Alex Zmolik
Cheatham Norrils
Phillip Ely

2016

John Stepec
DeJuan Rogers
Treyvon Hester
Storm Norton

2017

Trevon Mathis
Marquise Moore
Cody Thompson
Logan Woodside

2018

Reggie Gilliam
Bryce Harris
Richard Olekanma
Tyler Taafe
Art Thompkins
Cody Thompson

2019

Tycen Anderson
DeDarallo Blue
Nate Childress
Jordan Fisher
Reggie Gilliam
Bryce Harris

2020

Tycen Anderson
Bailey Flint
Bryce Harris
Bryant Koback
Samuel Womack

2021

Tycen Anderson
Bailey Flint
Bryce Harris
Bryant Koback
Samuel Womack

2022

Mitchell Berg
Dequan Finn
Zachary Ford
Jamal Hines
Dyontae Johnson
Jerjuan Newton





Past Toledo Coaches



JOHN BRANDEBERRY 1917

Record: 0-3 (.000)

John Brandeberry, an engineering professor, was "selected" by the players as the first head coach in Rocket history. He led the team for one season in 1917, finishing with a 0-3 record. He also served as an assistant under Walt Hobt in 1919-20. Brandeberry was a member of the UT faculty for 38 years, from 1915 until he died of a heart attack at age 59 in 1953. Brandeberry was a long-time member and one-time chairman of the UT Board in Control of Athletics. He was posthumously inducted into the Varsity T Hall of Fame in 2005.

JAMES BAXTER 1918

Record: 1-1 (.500)

James Baxter became UT's head coach in 1918. He spent one season at the helm, leading Toledo to a 1-1 record. Baxter also claimed Toledo's first ever victory, a 19-12 win over Defiance.

WALT HOBT 1919-20

Record: 2-7 (.222)

Best year: 2-4 (1919)

Walt Hobt led UT for two seasons from 19-19 to 1920. He finished his career with a 2-7 record and was the first Toledo head coach to win multiple games in a season in 1919.



JOSEPH DWYER 1921-22

Record: 5-7-3 (.433)

Best year: 2-2-3 (1922)

Joseph Dwyer spent two seasons as UT's head coach, compiling a 5-7-3 record.



JAMES "PAT" DWYER 1923-25

Record: 12-15 (.444)

Best year: 6-4 (1923)

James "Pat" Dwyer became head coach in 1923 and led the Rockets to their first winning season, posting a 6-4 record and winning a Northwest Ohio Conference championship. Dwyer coached for three seasons and finished his UT career with a record of 12-15



BONI PETCOFF 1926-29

Record: 13-15-1 (.466)

Best year: 5-2 (1927)

Boni Petcoff led the Rockets for four seasons. Under his guidance, UT won a Northwest Ohio Conference championship in 1927 and shared in the NWO title in 1929, his final season as head coach. An immigrant from Bulgaria, Petcoff had a record of 13-15-1 in his time with UT. After retiring from coaching he became a physician in the Toledo area.



JIM NICHOLSON 1930-35

Record: 20-16-4 (.550)

Best year: 6-2-1 (1935)

Jim Nicholson became UT's first full-time football coach in April of 1930, when the current campus was under construction. He upgraded the schedule and instituted organized recruiting, eventually building UT into a powerful and respected football program. In 1935, his final season, the Rockets finished 6-2-1, including a 63-0 win over Bowling Green that led to a 13-year cessation of the rivalry between the two schools.

Nicholson helped design the Glass Bowl, and after his retirement as coach participated in reorganizing the Varsity 'T' Club. He later became an industrialist and civic leader in the City of Toledo.



CLARENCE "DOC" SPEARS 1936-42

Record: 38-26-2 (.591)

Best year: 7-3 (1939)

Clarence "Doc" Spears' 38 career victories stood as a UT record for 30 years before being surpassed by Frank Lauterbur's mark of 48 wins. When football was suspended at UT because of WWII, he left to take the head coaching job at Maryland. Following the war, he left coaching to engage in a private practice of medicine, mostly in Ypsilanti, Mich.

Prior to coming to Toledo, Spears had head coaching stops at Dartmouth, West Virginia, Minnesota (where he coached Bronko Nagurski), Oregon and Wisconsin.



BILL ORWIG 1946-47

Record: 15-4-2 (.762)

Best year: 9-2 (1947)

Bill Orwig coached the Rockets for just two seasons, but in that time established one of the best winning percentages in school history.

Orwig is one of the few coaches in UT history to oversee two sports at once, also taking the reins of the basketball team during the 1946-47 season. He returned to Michigan, his alma mater, in 1948 as a member of the athletic administration, and became athletics director at Nebraska in 1954. He took the AD job at Indiana in 1961, hiring Bob Knight as basketball coach in 1971.



Bill Orwig (right) accepts the Glass Bowl Trophy in 1947.






Past Toledo Coaches



FRANK LAUTERBUR
1963-70
Record: 48-32-2 (.598)
Best year: 12-0 (1970)

Frank Lauterbur presided over the most glorious era of UT football. Lauterbur coached the Rockets to the first MAC title in school history in 1967, followed by league championships and perfect seasons in 1969 and 1970. Lauterbur's Rockets could score readily, but won by stopping their opponents, twice leading the nation in total defense.

In 1970, Toledo finished 12th in the AP poll and 17th in the UPI poll. After capping that season with a second straight Tangerine Bowl victory, Lauterbur took the head coaching job at Iowa.



Frank Lauterbur's teams won MAC titles in 1967, 1969 and 1970.




DAN SIMRELL
1982-89
Record: 50-37-2 (.567)
Best year: 9-2 (1983)

Dan Simrell recorded 50 victories in his eight seasons at Toledo, the third-most wins of any coach in school history.

He led UT to a Mid-American Conference title in 1984 and a berth in the California Bowl, as the Rockets posted a 9-2-1 record. In 1983, Toledo raced to a 9-0 start before dropping its final two games of the season.

In addition to the league title, Simrell's teams finished second in conference play three times (1983, 1986, 1989).



Dan Simrell won 50 games at Toledo and a MAC title in 1984.



JACK MURPHY
1971-76
Record: 35-32 (.522)
Best year: 12-0 (1971)

Jack Murphy, an assistant under Frank Lauterbur, took over the coaching reins in 1971, promptly leading the Rockets to another MAC title and a 12-0 record. That was also the year Toledo's famed winning streak reached 35 games, as the Rockets' finished 13th in the UPI poll and 14th in the AP poll.

Murphy's perfect campaign came during his first season as a Division I-A head coach, a feat not equaled until Auburn's Terry Bowden turned the trick in 1993.

CHUCK STOBART
1977-81
Record: 24-31-1 (.438)
Best year: 9-3 (1981)

Chuck Stobart was the head football coach for five seasons from 1977-81, rebuilding the Rocket program into one of the premier programs in the Mid-American Conference. He earned MAC "Coach of the Year" honors in 1979 and 1981. In 1981, Stobart led UT to a 9-3 record, a MAC Championship title and a memorable 27-25 victory over San Jose State in the California Bowl that was decided on a last-second field goal by Tony Lee. Stobart left UT to become the head coach at Utah from 1982-84. He later served as the head coach at Memphis from 1989-94, and also spent time as the offensive coordinator at Pittsburgh, Arizona, USC and Ohio State.



NICK SABAN
1990
Record: 9-2 (.818)

Nick Saban was head coach for one season, leading Toledo to a 9-2 record and a MAC co-championship in 1990.

Saban left Toledo after the 1991 season to become the Cleveland Browns defensive coordinator. Saban has since been the head coach at Michigan State (1995-99), LSU (2000-04), the NFL's Miami Dolphins (2005-06) and Alabama (2007-present). He has won seven national titles, at LSU in 2003, and at Alabama in 2009, 2011, 2012, 2015, 2017 and 2020.

Nick Saban spent one season as Toledo's head coach before winning seven national titles at LSU and Alabama





Past Toledo Coaches



GARY PINKEL
1991-2000
Record: 73-37-3 (.659)
Best year: 11-0-1 (1995)

Gary Pinkel has the most wins (73) and the second-best winning percentage (.659) among UT coaches who led the program for at least four years.

In 1995, Pinkel led the Rockets to an 11-0-1 record, a victory in the Las Vegas Bowl and a top 25 ranking in both the AP and coaches' polls.

In 1997, Pinkel led the Rockets to the first-ever MAC West title and a trip to the MAC Championship Game. The Rockets finished the season 9-3 and were ranked as high as No. 18 at one point in the season.

Pinkel's Rockets repeated as MAC West champions in 1998, earning UT's third post-season appearance in four seasons.

In Pinkel's final season in 2000, the Rockets went 10-1, including a 24-6 victory at Penn State, and were ranked No. 25 in the nation in both final regular-season polls. Following the 2000 season, Pinkel took the head coaching position at Missouri. He has the rare distinction

of being inducted into four college hall of fames: Toledo; his alma mater, Kent State; Mid-American Conference; and the College Football Hall of Fame.



Gary Pinkel's Rockets knocked off Penn State on national TV in 2000.



TIM BECKMAN
2009-11
Record: 21-16 (.568)
Best year: 8-4 (2011)

Tim Beckman revived the Toledo football program, racking up consecutive winning seasons and bowl appearances in his final two seasons with the Rockets. After a 5-7 mark in 2009, Beckman's Rockets won eight games in both 2010 and 2011. Following the conclusion of the 2011 regular season, Beckman resigned to accept the head coaching position at the University of Illinois.



Tim Beckman led the Rockets to two bowl games in his three years as head coach.



TOM AMSTUTZ
2001-08
Record: 58-41 (.586)
Best year: 10-2 (2001)

"Toledo" Tom Amstutz led the Rockets to some of their finest moments, including two MAC Championships, four West Division titles and four bowl appearances.

A native of Toledo who also played for the Rockets, Amstutz spent nearly his entire coaching career as an assistant at UT before moving into the big chair following the departure of Gary Pinkel at the end of the 2000 season.

During his eight seasons as head coach, Amstutz led his team to victories over Michigan, No. 9 Pittsburgh, Minnesota, Kansas and

Iowa State, as well as dramatic comeback wins over Marshall in the 2001 MAC Championship Game and Bowling Green in the 2004 season finale that clinched the MAC West title. The Rockets won the 2001 Motor City Bowl and 2005 GMAC Bowl under Amstutz.



Tom Amstutz and the Rockets celebrate their 2001 MAC Championship



MATT CAMPBELL
2011-15
Record: 35-15 (.700)
Best year: 9-2 (2015)

Matt Campbell enjoyed four winning seasons as Toledo's head coach from 2011-15. His debut as head coach came in the 2011 Military Bowl, a thrilling 42-41 victory over Air Force. Along the way were big victories over No. 18 Cincinnati in 2012 and No. 18 Arkansas in 2015, as well as another bowl victory in the GoDaddy Bowl over Arkansas State in January of 2015. Campbell resigned from his post at the conclusion of the 2015 regular season to accept the head coaching job at Iowa State.



Matt Campbell won the 2011 Military Bowl in his first game as head coach.





Assistant Coaches List

NAME	YEARS	ASSIGNMENT	HEAD COACH	NAME	YEARS	ASSIGNMENT	HEAD COACH
Alsadek, Jacob	2020-21	Graduate Assistant	Jason Candle	Brabenec, Greg	2012-13	Graduate Assistant	Matt Campbell
Amstutz, Tom	1978-81	OT/Tight End	Chuck Stobart	Brandeberry, John	1919-20	unknown	Walt Hobt
	1982-83	Defensive Ends	Dan Simrell	Brown, Corey	2019-21	Graduate Assistant	Jason Candle
	1984-86	DE/Place Kickers	Dan Simrell	Brown, Dave	1937	Freshmen	Doc Spears
	1990	LBs/Place Kickers	Nick Saban	Bruney, Zac	2007-08	Graduate Assistant	Tom Amstutz
	1991-94	LBs/Place Kickers	Gary Pinkel	Cahill, Leo	1956	Line	Jack Morton
	1995-98	Defensive Coordinator	Gary Pinkel	Calcutta, Anthony	2022-23	Graduate Assistant	Jason Candle
	1999-00	Asst. Head Coach/ Defensive Coordinator	Gary Pinkel	Cameron, Jim	1979-80	Defensive Mid-guards Linebackers	Chuck Stobart Chuck Stobart
Anastasio, Tony	1977-78	Offensive Line	Chuck Stobart	Campbell, Matt	2009-11	Offensive Coordinator/Offensive Line	Tim Beckman
Anderson, Harold	1934-35	Freshmen	Jim Nicholson	Candle, Jason	2009	Slot Receivers/TEs	Tim Beckman
	1936	Freshmen	Doc Spears		2010-11	Receivers	Tim Beckman
Appleby, Robert	1953	Freshmen	Clair Dunn		2012-15	Offensive Coordinator/ Quarterbacks	Matt Campbell
	1954-55	Freshmen	Forrest England				
	1956	Backfield	Jack Morton	Carmon, Jim	1997	Graduate Assistant	Gary Pinkel
Arthur, Bruce	1977	Receivers	Chuck Stobart	Carr, John	2005-06	Wide Receivers	Tom Amstutz
Avila, Charlie	2021	Graduate Assistant	Jason Candle	Carson, Bob	1953	Freshmen	Clair Dunn
Ayeni, Louis	2010	Running Backs	Tim Beckman				
	2011	Associate Head Coach/ Run Game Coordinator	Tim Beckman	Christensen, Dave	1992-96	Offensive Line	Gary Pinkel
	2012	Associate Head Coach/ Run Game Coordinator	Matt Campbell		1997-00	Offensive Coordinator/ Offensive Line	Gary Pinkel
	2013	Associate Head Coach/ Run Game Coordinator	Matt Campbell	Ciccione, Ricky	2018	Nickel Backs	Jason Candle
Baker, Don	1969	Freshmen	Frank Lauterbur	Clash, Gary	1938-39	Freshmen	Doc Spears
Balciulis, Chuck	1958-59	Freshmen	Harry Larche	Clayton, Stanley	2006-07	Offensive Line	Tom Amstutz
Bascomb, Art	1974-76	Defensive Ends Scouting Coordinator	Jack Murphy		2008	Offensive Line/ Running Game Coordinator	Tom Amstutz
			Jack Murphy	Clinkscale, Steve	2009	Cornerbacks	Tim Beckman
Beach, Bill	1946-47	Backfield	Bill Orwig		2010-11	Cornerbacks/ Special Teams Coordinator	Tim Beckman
Beard, Kevin	2019-22	Wide Receivers	Jason Candle	Cole, Lawrence	1990	Running Backs	Nick Saban
Bellamy, Mike	2017-18	Wide Receivers	Jason Candle	Cole, Nate	2011	Graduate Assistant	Tim Beckman
Tim Bennett	2021	Graduate Assistant	Jason Candle		2012-13	Graduate Assistant	Matt Campbell
	2023	Dir. of Player Develop.	Jason Candle		2019-23	Running Backs	Jason Candle
Berry, Joe	1949	Freshmen	J. N. Stahley	Colman, Doug	2022	Senior Defensive/ Special Teams	Jason Candle
Bichey, Brad	2016-23	Strength/Conditioning	Jason Candle	Colvin, Zach	2018	Graduate Assistant	Jason Candle
Binder, Chris	2003-04	Graduate Assistant	Tom Amstutz	Connelly, Dave	1926-29	unknown	Boni Petcoff
Black, Larry	2016-17	Graduate Assistant	Jason Candle		1930	unknown	Jim Nicholson
	2019-21	Defensive Line	Jason Candle	Cornachione, Sil	1967-70	Offensive Backs	Frank Lauterbur
Blackwell, Marquel	2016-17	Running Backs	Jason Candle	Court, Rick	2009-10	Strength/Conditioning	Tim Beckman
Bolton, Louis	1935	Freshmen	Jim Nicholson	Crockett, Jim	1927-29	Line	Boni Petcoff
Bowman, Will	1994-95	Graduate Assistant	Gary Pinkel	Curtis, Johnny	1959	Graduate Assistant	Harry Larche
Boyd, Andy	2003-04	Graduate Assistant	Tom Amstutz				
	2005-07	Outside Linebackers	Tom Amstutz				
	2008	Secondary	Tom Amstutz				





Assistant Coaches List

NAME	YEARS	ASSIGNMENT	HEAD COACH	NAME	YEARS	ASSIGNMENT	HEAD COACH
Curtis, Ron	1982-89	Defensive Coordinator	Dan Simrell	Fleming, RJ	2023	Wide Receivers	Jason Candle
		Assistant Head Coach	Dan Simrell	Flynn, Jim	1964-68	Freshmen/Scouting	Frank Lauterbur
	1990	Wide Receivers	Nick Saban		1969-70	Defensive Backs	Frank Lauterbur
	1990	Recruiting Coordinator	Nick Saban	Ford, Cornell	1992	Graduate Assistant	Gary Pinkel
	1990	Assistant Head Coach	Nick Saban		1996	Recruiting Coordinator	Gary Pinkel
	1991	Wide Receivers	Gary Pinkel		1996-00	Receivers	Gary Pinkel
Daniels, Matt	2010	Graduate Assistant	Tim Beckman		2021	Cornerbacks	Jason Candle
Davis, Justin	2005-06	Graduate Assistant	Tom Amstutz	Fortunato, Joe	1951-52	Line	Don Greenwood
Dawson, Dino	2001	Wide Receivers	Tom Amstutz	Friddle, Berle	1942	unknown	Doc Spears
DeAngelis, James	1948	Line	J. N. Stahley	Galayda, Dennis	1966	Graduate Assistant	Frank Lauterbur
Destito, Chris	1995-96	Strength/Conditioning	Gary Pinkel	Gasser, Bryan	2010	Graduate Assistant	Tim Beckman
Devlin, Mike	2004-05	Offensive Line	Tom Amstutz		2012	Graduate Assistant	Matt Campbell
DiMinno, Jerry	2017-19	Graduate Assistant	Jason Candle		2015	Tight Ends/Special Teams	Matt Campbell
Discher, Robby	2016-19	Tight Ends/	Jason Candle		2023	Director of Player	Jason Candle
		Special Teams				Personnel/Recruiting Coordinator	
Ditsler, Donald	1954-55	Assistant Head Coach	Forrest England	George, Brian	2016-18	Defensive Coordinator/	Jason Candle
Dixon, Kerry	2018	Running Backs	Jason Candle			Defensive Line	
Donaldson, Jack	1962	Backfield	Clive H. Rush		2019	Defensive Coordinator	Jason Candle
Downing, Doug	2001-02	Running Backs	Tom Amstutz	Gilbert, Joe	2001-03	Offensive Line	Tom Amstutz
	2003-07	Running Backs /	Tom Amstutz		2007	Tight Ends	Tom Amstutz
		Recruiting Coordinator		Gilreath, Joe	2011	Graduate Assistant	Tim Beckman
	2008	Running Backs /	Tom Amstutz	Golesh, Alex	2009	Running Backs/	Tim Beckman
		Recruiting Coordinator/			Recruiting Coordinator		
		Special Teams			2010-11	Tight Ends/Recruiting	Tim Beckman
		Coordinator				Coordinator	
Dunbar, Mike	1992-96	Offensive Coordinator	Gary Pinkel	Gordon, Dick	1953	Freshmen	Clair Dunn
	1995-96	Assistant Head Coach	Gary Pinkel	Graham, Ron	1973	Freshmen/Scouting	Jack Murphy
Dunn, Clair*	1951	Offensive Ends/	Don Greenwood		1974-76	Offensive Backs	Jack Murphy
		Defensive Line		Green, Corbin	2023	Graduate Assistant/	Jason Candle
		<i>*head coach last three games</i>				Strength/Conditioning	
Dunn, Harold	1930	Freshmen	Jim Nicholson	Greenwood, Don	1950	Backfield	Robert Snyder
Eberflus, Matt	1992	Student Assistant	Gary Pinkel	Gustafson, Larry	1977-78	Defensive Line	Chuck Stobart
	1993	Graduate Assistant	Gary Pinkel	Gwin, Steve	1982-85	Defensive Backs	Dan Simrell
	1994-95	Recruiting Coordinator	Gary Pinkel		1986-87	Quarterbacks	Dan Simrell
	1994-98	Outside Linebackers	Gary Pinkel			Wide Receivers	Dan Simrell
	1999-00	Defensive Backs	Gary Pinkel	Haley, Andy	1921	unknown	Joe Dwyer
Eberle, Nick	2008	Graduate Assistant	Tom Amstutz	Hall, Mike	1961	Freshmen	Clive H. Rush
	2009	Graduate Assistant	Tim Beckman	Hallet, Mike	2016-19	Offensive Line	Jason Candle
Elliott, Dave	1977-78	Defensive Backs	Chuck Stobart		2020-23	Co-Offensive	Jason Candle
Elmquist, Grant	1997	Graduate Assistant	Gary Pinkel			Coordinator/Offensive Line	
Fair, Chet	1971	Freshmen/Scouting	Jack Murphy	Haneline, John	2013	Graduate Assistant	Matt Campbell
Fernandez, Matt	1998	Graduate Assistant	Gary Pinkel	Hardy, Dave	1964-67	Offensive Line	Frank Lauterbur
Finkbeiner, Carty	1963-66	Offensive Backs	Frank Lauterbur		1968-70	Offensive Coordinator	Frank Lauterbur
Fiortio, Michael	2021-23	Graduate Assistant/	Jason Candle		1971	Offensive Coordinator	Jack Murphy
		Strength/Conditioning					





Assistant Coaches List

NAME	YEARS	ASSIGNMENT	HEAD COACH	NAME	YEARS	ASSIGNMENT	HEAD COACH
Hayes, Bob	1946-47	Assistant Head Coach	Bill Orwig	Jordan, Anthony	2007-08	Graduate Assistant	Tom Amstutz
Hays, Jim	1951	Freshmen	Don Greenwood/ Clair Dunn	Kaiser, Jay	2001	Graduate Assistant	Tom Amstutz
Heacock, Jon	2014-15	Defensive Coordinator/ Safeties	Matt Campbell	Karcher, Ken	2008	Quarterbacks	Tom Amstutz
Heacock, Justin	2022-23	Graduate Assistant	Jason Candle	Kennedy, Tim	2019-21	Graduate Assistant	Jason Candle
Heater, Chuck	1977-78	Offensive Backs	Chuck Stobart	Kehres, Vince	2020-23	Def. Coordinator/ Linebackers	Jason Candle
	1979-81	Defensive Backs	Chuck Stobart	Kish, Bryan	2002	Graduate Assistant	Tom Amstutz
Hecker, Jack	1960-62	unknown	Clive H. Rush	Klein, Ed	1972-73	Offensive Backs	Jack Murphy
Hedden, Chris	1996	Graduate Assistant	Gary Pinkel	Klinec, Christian	2018-23	Strength/Conditioning	Jason Candle
	2001-05	Tight Ends	Tom Amstutz	Krasula, Paul	1972-74	Offensive Line	Jack Murphy
	2006	TE/Run Game Coord.	Tom Amstutz	Kuligowski, Craig	1992-93	Tight Ends	Gary Pinkel
	2007	Receivers/ Run Game Coordinator	Tom Amstutz		1994-95	Tight Ends/Off. Line	Gary Pinkel
	2008	Offensive Coordinator	Tom Amstutz		1996-00	Defensive Line	Gary Pinkel
Heidelberg, Kirk	1990	Tight Ends	Nick Saban		2020-21	Assistant Head Coach/ Co-Defensive Coordinator/ Outside LBs	Jason Candle
	1991	Tight Ends Special Teams	Gary Pinkel Gary Pinkel		2022	Assistant Head Coach/ Co-Defensive Coordinator/ Defensive Line	Jason Candle
Hendershot, Josh	2017-18	Graduate Assistant	Jason Candle				
Hogan, John	1960-61	Backfield	Clive H. Rush	Kurth, Frank	1989	Wide Receivers	Dan Simrell
Hoke, Brady	1987-89	Outside Linebackers	Dan Simrell	Larche, Harry	1954	Line	Forrest England
Hoogendoorn, Russ	1962	Graduate Assistant	Clive H. Rush	Larson, Mark	1984-85	Strength/Conditioning	Dan Simrell
Hudson, Roy	1933-36	Freshmen	Jim Nicholson	Larson, Bryan	2019	Graduate Assistant	Jason Candle
Hull, Greg	1979-80	Offensive Backs	Chuck Stobart	Lemle, Carl	1947	Freshmen	Bill Orwig
Huston, Richard	1951-53	Backfield	Don Greenwood/ Clair Dunn	Leopold, Jeff	2003	Graduate Assistant	Tom Amstutz
	1954-55	Freshmen	Forrest England	Lewis, Don	1968-70	Defensive Ends	Frank Lauterbur
	1956	Freshmen	Jack Morton		1975-76	Offensive Line	Jack Murphy
Hutchison, Dave	1999-00	Graduate Assistant	Gary Pinkel	Lister, Mark	1999-00	Graduate Assistant	Gary Pinkel
Ifft, Daniel	2011	Graduate Assistant	Tim Beckman		2001	Football Operations	Tom Amstutz
	2012	Graduate Assistant	Matt Campbell	Lowe, John Jr.	1960-61	Unknown	Clive H. Rush
Isphording, Scott	2010	Quarterbacks	Tim Beckman	Lupfer, Greg	2008	Safeties	Tom Amstutz
	2011-13	Quarterbacks	Matt Campbell	Machoukas, George	1955	Graduate Assistant	Forrest England
Jackson, Fred	1980	Defensive Ends	Chuck Stobart	Mannie, Ken	1986-87	Strength/Conditioning	Dan Simrell
	1981	Quarterbacks	Chuck Stobart		1990	Strength/Conditioning	Nick Saban
		Wide Receivers	Chuck Stobart		1991-94	Strength/Conditioning	Gary Pinkel
	1982	Wide Receivers	Dan Simrell	Manning, Tom	2009	Graduate Assistant	Tim Beckman
Jackson, Jim	2005	Graduate Assistant	Tom Amstutz		2012-15	Offensive Line	Matt Campbell
Jackson, Sherrill	1983-84	Wide Receivers	Dan Simrell	Manyak, John	1956	Freshmen	Jack Morton
Jacobs, Mike	1979	Offensive Line	Chuck Stobart		1957-59	Defensive Ends	Harry Larche
Jenkins, Brooks	2022-23	Graduate Assistant	Jason Candle		1957-59	Freshmen	Harry Larche
Johnson, Anthony	2014-15	Running Backs	Matt Campbell	Marrow, Vince	2008	Tight Ends	Tom Amstutz
Johnson, Daniel	2019-20	Graduate Assistant	Jason Candle	Martell, Gene	1956	Freshmen	Jack Morton
Jones, Brian	1992-94	Wide Receivers	Gary Pinkel		1958-59	Line	Harry Larche
	1995-00	Running Backs	Gary Pinkel	Matukewicz, Tom	2012-13	Defensive Coordinator/ Linebackers	Matt Campbell





Assistant Coaches List

NAME	YEARS	ASSIGNMENT	HEAD COACH	NAME	YEARS	ASSIGNMENT	HEAD COACH
McCartney, Tom	1962	Graduate Assistant	Clive H. Rush	Parker, Phil	1988-89	Defensive Backs	Dan Simrell
	1963	Offensive Line	Frank Lauterbur		1990	Defensive Backs	Nick Saban
McCullom, Steve	2015	Graduate Assistant	Matt Campbell		1991-98	Defensive Backs	Gary Pinkel
	2016	Graduate Assistant	Jason Candle	Parrish, Kirk	1994	Graduate Assistant	Gary Pinkel
McConnell, Bill	1972-76	Defensive Mid-Guards Linebackers	Jack Murphy Jack Murphy	Pattee, John	1948-49	Backfield	J. N. Stahley
				Pees, Dean	1990	Defensive Coordinator	Nick Saban
McCray, Randall	2003-04	Linebackers	Tom Amstutz		1991-93	Defensive Coordinator	Gary Pinkel
	2005	Defensive Line	Tom Amstutz	Perles, Pat	1989	Defensive Line	Dan Simrell
McDonald, D.K.	2012-15	Cornerbacks	Matt Campbell		1990	Defensive Line	Nick Saban
McElreavy, Larry	1989	Tight Ends	Dan Simrell		1991	Defensive Line	Gary Pinkel
McGee, Garrick	2002	Wide Receivers	Tom Amstutz	Pizza, Frank	1948	Freshmen	J. N. Stahley
McMullen, Joe	1949	Line	J. N. Stahley	Poteat, Hank	2017-20	Cornerbacks	Jason Candle
McNutt, Richard	2007	Secondary	Tom Amstutz	Powers, Howard	1955	Backfield	Forrest England
Merb, Roger	1971	Offensive Backs	Jack Murphy		1957-59	Backfield	Harry Larche
Merritt, Bob	1998	Graduate Assistant	Gary Pinkel	Pugliese, Thomas	2017-19	Graduate Assistant	Jason Candle
Meszaros, Lou	1957	Backfield	Harry Larche	Rainsberger, Ellis	1990	Offensive Line	Nick Saban
Meyer, Greg	1990	Offensive Coordinator	Nick Saban		1991	Assistant Head Coach	Gary Pinkel
	1991	Offensive Coordinator	Gary Pinkel		1991	Offensive Line	Gary Pinkel
Miller, Jack	2016	Graduate Assistant	Jason Candle	Randolph, Paul	2001	Defensive Line	Tom Amstutz
Minor, Austin	2019-21	QC-Special Teams	Jason Candle	Rasheed, Eli	2009-11	Defensive Line	Tim Beckman
Momirovic, George	2006-07	Graduate Assistant	Tom Amstutz		2012-15	Defensive Line	Matt Campbell
Mondell, Jack	1981	Offensive Backs	Chuck Stobart	Rhea, Mark	1993	Graduate Assistant	Gary Pinkel
	1982-84	Offensive Backs	Dan Simrell		2006-08	Defensive Line	Tom Amstutz
	1985	Offensive Backs	Dan Simrell	Rideout, Les	1952-53	Line	Clair Dunn
		Recruiting Coordinator	Dan Simrell	Robinson, Cory	2016	Cornerbacks	Jason Candle
	1986-87	Inside Linebackers	Dan Simrell	Robinson, Josh	2019	QC-Special Teams	Jason Candle
	1988	Tight Ends	Dan Simrell	Roche, Shawn	2011	Graduate Assistant	Tim Beckman
		Special Teams	Dan Simrell	Roman, George	1953	Line	Clair Dunn
Morand, Elroy	1970	Freshmen	Frank Lauterbur	Rose, Tim	2005-08	Defensive Coordinator	Tom Amstutz
Mouch, Harold	1952-53	Freshmen	Clair Dunn	Roskos, Greg	2005-06	Graduate Assistant	Tom Amstutz
Mouser, Taylor	2015	Graduate Assistant	Matt Campbell	Russo, Mario	1963-67	Defensive Ends	Frank Lauterbur
Murphy, Dan	1997	Graduate Assistant	Gary Pinkel	Saia, Bryce	2012-13	Safeties	Matt Campbell
Murphy, Jack	1960-62	Defensive Line	Clive H. Rush	Sage, Derek	2014-15	Wide Receivers	Matt Campbell
	1963-69	Defensive Coordinator	Frank Lauterbur		2016	Wide Receivers	Jason Candle
Murray, Steve	1997-00	Strength/Conditioning	Gary Pinkel	Satterfield, Scott	2009	Quarterbacks/ Passing Game Coordinator	Tim Beckman
	2001-08	Strength/Conditioning	Tom Amstutz	Schaefer, Joe	2010	Graduate Assistant	Tim Beckman
Neece, Craig	2020-21	Graduate Assistant	Jason Candle	Schanski, Michael	1992	Graduate Assistant	Gary Pinkel
Nichols, Jason	2009	Receivers	Tim Beckman	Schultz, Fred	2002	Graduate Assistant	Tom Amstutz
Nichols, Paul	2009-11	Safeties/Co-Defensive Coordinator	Tim Beckman	Schmakel, Warren	1946-47	Line	Bill Orwig
Nowack, Jerry	1959	Graduate Assistant	Harry Larche	Shannon, John	2003-04	Wide Receivers	Tom Amstutz
Obrock, John	1981	Offensive Line	Chuck Stobart		2005-07	Offensive Coordinator	Tom Amstutz
	1982-89	Offensive Line	Dan Simrell	Nick Sharp	2019	Graduate Assitant	Jason Candle
Okam, Frank	2023	Defensive Line	Jason Candle	Shugarts, J.B.	2015	Graduate Assistant	Matt Campbell
Orwig, Bill	1936	Ends	Doc Spears		2016	Graduate Assistant	Jason Candle
Parker, Corey	2022-23	Cornerbacks	Jason Candle	Shutt, John	1949	Freshman	J. N. Stahley
				Simmons, Bob	1977-79	Defensive Ends	Chuck Stobart





Assistant Coaches List

NAME	YEARS	ASSIGNMENT	HEAD COACH	NAME	YEARS	ASSIGNMENT	HEAD COACH
Simms, Shawn	1991-94	Running Backs	Gary Pinkel	Walker, Dick	1967-68	Defensive Backs	Frank Lauterbur
Simrell, Dan	1971-72	Defensive Backs	Jack Murphy	Walkosky, David	1999-00	Outside Linebackers	Gary Pinkel
	1973-76	Defensive Coordinator	Jack Murphy		2001-04	OLB/ Special Teams	Tom Amstutz
	1977-81	Defensive Coordinator	Chuck Stobart		2005-06	Secondary/ Special Teams	Tom Amstutz
Slovak, Marty	1946	Assistant Head Coach	Bill Orwig	Walsh, Robert	1950	Line	Robert Snyder
Smith, Sylvester	1955	Graduate Assistant	Forrest England	Walsh, Nick	2019-21	Strength/Conditioning	Jason Candle
	1956	Freshmen	Forrest England			Graduate Assistant	
Smith, Christian	2014-15	Graduate Assistant	Matt Campbell	Wade, Rudy	2011	Strength/Conditioning	Tim Beckman
Smith, Ted	1998-99	Graduate Assistant	Gary Pinkel		2012-14	Strength/Conditioning	Matt Campbell
Smith, Vern	1963-65	Scouting/Freshmen	Frank Lauterbur	Ward, Mike	2009-11	Asst. Head Coach/	Tim Beckman
	1966	Scouting/ Assistant Head Coach	Frank Lauterbur		2016-19	Co-Defensive Coordinator/LBs	Jason Candle
Snyder, Charlie	1970	Wide Receivers	Frank Lauterbur	Watson, Ross	2016-19	Safeties	Jason Candle
	1971-76	Wide Receivers	Jack Murphy		2020-23	Co-Def. Coordinator/ Safeties/Special Teams	Jason Candle
Spence, Rob	2001-04	Offensive Coordinator/ Asst. Head Coach	Tom Amstutz	Watson, Stan	2012-13	Special Teams/ Outside Linebackers	Matt Campbell
Stalcup, Fred	1937-41	Backs	Doc Spears	Weber, Stanton	2023	Special Teams Coord.	Jason Candle
Staten, Mark	2020-23	Tight Ends/Off. Tackles	Jason Candle	Weiner, Robert	2020-23	Co-Offensive Coord./ Quarterbacks	Jason Candle
Stauber, Gene	1947	Freshmen	Bill Orwig	Wertz, Chuck	1930-35	Backs	Jim Nicholson
	1948-49	Freshmen	J. N. Stahley	West, Lou	2001-04	Defensive Coordinator	Tom Amstutz
	1950	Freshmen	Robert Snyder	Wilcher, Kishon	2016	Graduate Assistant	Jason Candle
Steckel, Dave	1992-95	Defensive Line	Gary Pinkel	Williams, Aaron	2022-23	Graduate Assistant	Jason Candle
Stoltz, Jerry	1961-62	Graduate Assistant	Clive H. Rush	Williams, Jimmy	2002	Defensive Line	Tom Amstutz
Strahm, Dick	1970	Defensive Coordinator	Frank Lauterbur	Winston, Dennis	2001-02	Linebackers	Tom Amstutz
	1971-72	Defensive Coordinator	Jack Murphy		2003-04	Defensive Line	Tom Amstutz
Swank, Bob	2004	Graduate Assistant	Tom Amstutz	Winters, Paul	1986-89	Offensive Backs	Dan Simrell
Thorpe, Jerry	1963-66	Defensive Backs	Frank Lauterbur	Wolodzko, Anthony	1948	Freshmen	J. N. Stahley
Tremblay, Matt	2002	Graduate Assistant	Tom Amstutz	Wooley, Justin	2000	Graduate Assistant	Gary Pinkel
Turner, Fred	1995	Receivers	Gary Pinkel	Wray, Max	2022-23	Graduate Assistant	Jason Candle
Van Arsdale, Harry	1980	Offensive Line	Chuck Stobart	Wright, Brian	2016-19	Offensive Coordinator/ Quarterbacks	Jason Candle
Vanyo, Andy	1932-35	Line	Jim Nicholson	Wright, Irvin	1971-72	Middle Guards	Jack Murphy
	1936-37	Line	Doc Spears			Linebackers	Jack Murphy
Veidt, Tyson	2014-15	Linebackers/ Recruiting Coordinator	Matt Campbell		1973-76	Defensive Ends	Jack Murphy
Vera, Rob	1995	Graduate Assistant	Gary Pinkel	Yockey, Jim	1981	Defensive Line	Chuck Stobart
Volk, Brian	2001	Graduate Assistant	Tom Amstutz		1982-89	Defensive Line	Dan Simrell
Voss, Trent	2017-18	Graduate Assistant	Jason Candle	Yost, David	1996	Graduate Assistant	Gary Pinkel
	2019	QC-Defense	Jason Candle		1997-00	Quarterbacks/ Recruiting Coordinator	Gary Pinkel
Walker, Bruce	1996-00	Tight Ends/Off. Line	Gary Pinkel				





Rockets in the NFL

The following players were listed on an active NFL roster at press time.
Includes players in training camp in 2023 preseason

TOLEDO ACTIVE PLAYERS (14)

(as of Aug. 1, 2023)

- **TYCEN ANDERSON (2021):** Cincinnati Bengals (2022-present).
- **REGGIE GILLIAM (2019):** Buffalo Bills (2020-present).
- **VITALIY GURMAN (2021):** Kansas City Chiefs (2022), Las Vegas Raiders (2023).
- **KA'DAR HOLLMAN (2018):** Green Bay Packers (2019-21), San Francisco 49ers (2022), Houston Texans (2023).
- **KAREEM HUNT (2016):** Kansas City Chiefs (2017-18), Cleveland Browns (2019-22), TBA (2023).
- **DESJUAN JOHNSON (2022):** LA Rams (2023).
- **DIONTAE JOHNSON (2018):** Pittsburgh Steelers (2019-present).
- **DYONTAE JOHNSON (2022):** NY Giants (2023).
- **BRYANT KOBACK (2021):** Minnesota Vikings (2022), Seattle Seahawks (2023).
- **GREG MANCZ (2014):** Houston Texans (2015-20), Baltimore Ravens (2021), Miami Dolphins (2021), Buffalo (2022-present).
- **STORM NORTON (2016):** Detroit Lions (2017), Minnesota Vikings (2018), LA Chargers (2020-22), New Orleans Saints (2023).
- **CODY THOMPSON (2018):** Seattle Seahawks (2020-present).
- **SAMUEL WOMACK (2021):** San Francisco 49ers (2022-present).
- **LOGAN WOODSIDE (2017):** Tennessee Titans (2019-22), Atlanta Falcons (2023).



Diontae Johnson



Reggie Gilliam



Kareem Hunt





Rockets in the NFL

The following players played at least one game in the NFL (or the old AFL). Players who were drafted or signed free agent contracts but did not play in a regular-season game are not listed here.

NO LONGER ACTIVE

- OLA ADENIYI (2017): Pittsburgh Steelers (2018-2021), Tennessee Titans (2021-present).
- DARREN ANDERSON (1991): New England Patriots (1992), Tampa Bay Buccaneers (1992-93), Kansas City Chiefs (1994-97), Atlanta Falcons (1998).
- BOB BEEMER (1985): Detroit Lions (1987)
- TOM BEUTLER (1967): Cleveland Browns (1970), Baltimore Colts (1971)
- PATRICK BODY (2004): Cincinnati Bengals (2005).
- TOMMIE BOYD (1994): Detroit Lions (1997-98).
- TYRONE BROWN (1994): Atlanta Falcons (1995-96)
- BARRY CHURCH (2009): Dallas Cowboys (2010-16), Jacksonville Jaguars (2017-18).
- DEXTER CLARK (1986): Detroit Lions (1987)
- EMERSON COLE (1949): Cleveland Browns (1950-52), Chicago Bears (1952).
- GENE COOK (1957): Detroit Lions (1959).
- JAYRONE ELLIOTT (2013): Green Bay Packers (2014-16), Dallas Cowboys (2017), Pittsburgh Steelers (2019-20).
- PAUL ELZEY (1967): Cincinnati Bengals (1968).
- JERRY EVANS (1990): Denver Broncos (1993-95).
- T.J. FATINIKUN (2013): Tampa Bay Buccaneers (2014-15).
- DAVID FLUELLEN (2013): Tennessee Titans (2015-19).
- CARL FORD (2002): Chicago Bears (2005).
- TODD FRANCE (2001): Tampa Bay Buccaneers (2005), Philadelphia Eagles (2005).
- JIM GRAY (1964): New York Jets (1966), Philadelphia Eagles (1967).

- BRUCE GRADKOWSKI (2005): Tampa Bay Buccaneers (2006-07), Cleveland Browns (2008), Oakland Raiders (2009-10), Cincinnati Bengals (2011-12), Pittsburgh Steelers (2013-16).
- JOHN GRECO (2007): St. Louis Rams (2008-10), Cleveland Browns (2011-present), New York Giants (2017-18).
- TONY HARRIS (1970): San Francisco 49ers (1971).
- ANDREW HAWKINS (2007): Cincinnati Bengals (2011-13), Cleveland Browns (2014-16).
- RAYMOND HAYES (1967): New York Jets (1968).
- KELLY HERNDON (1998): Denver Broncos (2002-04), Seattle Seahawks (2005-06), Tennessee Titans (2007).
- TREYVON HESTER (2016): Oakland Raiders (2017), Philadelphia Eagles (2018), Washington Redskins (2019), Green Bay Packers (2020), Philadelphia Eagles (2020).
- REGGIE HOWARD (2018): LA Chargers (2019-21).
- TIM INGLIS (1986): Cincinnati Bengals, (1987-88).
- CURTIS JOHNSON (1969): Miami Dolphins (1970-78).
- JON'VEA JOHNSON (2018): Dallas Cowboys (2019-20), Chicago Bears (2021)
- BRYANT JONES (1983): Indianapolis Colts (1987).
- NICK KACZUR (2004): New England Patriots (2005-09)
- MIKE KENNEDY (1981): Buffalo Bills (1983), Houston Oilers (1984).
- ZAC KERIN (2013): Minnesota Vikings (2014-16), Detroit Lions (2017), Atlanta Falcons (2018), Washington Redskins (2018), Tennessee Titans (2020).
- BRETT KERN (2007): Denver Broncos (2008-09), Tennessee Titans (2009-21), Philadelphia Eagles (2022).
- KEVIN KOWALSKI (2010): Dallas Cowboys (2011-12), Washington Redskins (2014-present)
- JASON LAMAR (1999): Houston Texans (2002).
- MEL LONG, Sr. (1971): Cleveland Browns (1972-74).
- CLARENCE LOVE (1997): Philadelphia Eagles (1998); Baltimore Ravens (2000), Oakland Raiders (2002-03).
- FRANCIS MAHER (1939): Cleveland Rams (1941), Pittsburgh Steelers (1941).
- PHILLIPKEITH MANLEY (2011): Atlanta Falcons (2012).
- LOUIS MAROTTI (1939): Chicago Cardinals (1943-45).
- VINCE MARROW (1991): Buffalo Bills (1994).
- ANDY MCCOLLUM (1992): New Orleans Saints (1995-98), St. Louis Rams (1999-2007), Detroit Lions (2008).
- DARRYL MEADOWS (1982): Houston Oilers (1983-84).
- ROLAN MILLIGAN (2015): Detroit Lions (2017), Indianapolis (2018-2021).
- LANCE MOORE (2004): New Orleans Saints (2006-13), Pittsburgh Steelers (2014), Detroit Lions (2015).
- ROLAND MOSS (1968): Baltimore Colts (1969), Buf-



Lance Moore





Rockets in the NFL



Chester Taylor

falo Bills (1970), San Diego Chargers (1970), New England Patriots (1971).

- KEN MOYER (1988): Cincinnati Bengals (1989-94).
- ELIJAH NKANSAH (2017): Seattle Seahawks (2018), Houston Texans (2020), Indianapolis Colts (2021), Cleveland Browns (2021-22).
- DANNY NOBLE (2011): Tampa Bay (2012-13), Jacksonville Jaguars (2013)
- ERIC PAGE (2011): Tampa Bay Buccaneers (2013).
- JALEN PARMELE (2007): Baltimore Ravens (2008-10), Jacksonville Jaguars (2012), Tennessee Titans (2013), Arizona Cardinals (2014).
- BERNARD REEDY (2013): Atlanta Falcons (2014), Tampa Bay Buccaneers (2016), New England Patriots (2017), Tampa Bay Buccaneers (2018).
- MICHAEL ROBERTS (2016): Detroit Lions (2017-18).
- ALONZO RUSSELL (2015): Cincinnati Bengals (2016-17), New York Giants (2018).
- TUBBY ROUSCH (1922): Toledo Maroons (1922).
- BROCK RUBLE (2018): Tampa Bay (2019-20).
- CHUCK SAMPLE (1940): Green Bay Packers (1942, 1945).
- JOHN SAUNDERS (1971): Buffalo Bills (1972), San Francisco 49ers (1974-75).
- ED SCRUTCHINS (1962): Houston Oilers (1966).
- TUZAR SKIPPER (2018): Pittsburgh Steelers (2019), Tennessee Titans (2020), Pittsburgh Steelers (2022).

- MARTY SLOVAK (1937): Cleveland Rams (1939-41).
- JUNIOR SYLVESTRE (2014): Indianapolis Colts (2015-16).
- CHESTER TAYLOR (2001): Baltimore Ravens (2002-05), Minnesota Vikings (2006-09), Chicago Bears (2010), Arizona Cardinals (2011).
- JIM THIBERT (1962): Denver Broncos (1965).
- JOHN THOMAS (1986): New York Jets (1987).
- EMLLEN TUNNELL (1942): New York Giants (1948-58), Green Bay Packers (1959-61).
- MEL TRIPLETT (1954): NY Giants (1955-60), Minnesota Vikings (1961-62).
- MIKE VARAJON (1986): San Francisco 49ers (1987)
- BRENT WILLIAMS (1985): New England Patriots (1986-93), Seattle Seahawks (1994-95), New York Jets (1996).
- DAN WILLIAMS (1992): Denver Broncos (1993-96), Kansas City Chiefs (1997-2000).
- STEPHEN WILLIAMS (2009): Arizona Cardinals (2010-11), Seattle Seahawks (2013), Jacksonville Jaguars (2013), Miami Dolphins (2014).

Rockets With Longest NFL Careers

<u>Player</u>	<u>Years</u>
Brett Kern	15 (2008-22)
Emlen Tunnell	14 (1948-61)
Andy McCollum	14 (1995-2008)
Brent Williams	11 (1986-96)
Bruce Gradkowski	11 (2006-16)
John Greco	11 (2008-18)
Chester Taylor	10 (2002-11)
Lance Moore	10 (2006-15)



Brett Kern





Rockets in the CFL/Other Leagues

The following players played at least one game in the CFL, USFL, WFL or any of numerous Arena Football Leagues.

TOLEDO ALL-TIME CFL LIST

ACTIVE PLAYERS

(as of May 22, 2023)

- BAILEY FLINT: (2021): Hamilton Tiger-Cats (2023).
- JONATHAN JONES: (2021): Toronto Argonauts (2023).
- ROLAN MILLIGAN (2015): Saskatchewan Roughriders (2023).



NO LONGER ACTIVE

- ROD ACHTER: (1983): Ottawa Rough Riders (1984).
- J.P. BEKASIAK (2006): Hamilton Tiger-Cats (2007-08), Montreal Alouettes (2009-12).
- TAVARES BOLDEN (2001): Montreal Alouettes (2002-04).
- BOB BRANYAN (1952): Calgary Stampeders (1953).
- TYRONE BROWN (1994): Toronto Argonauts (1999-2001).
- FABIAN BURKE (2000): Edmonton Eskimos (2001-04), BC Lions (2004).
- RUBEN CARTER (2015): Montreal Alouettes (2018).
- CHUCKEALEY (1971): Hamilton Ti-Cats (1972-74), Winnipeg Blue Bombers (1974-75), Toronto Argonauts (1975-78).
- MACE FREEMAN (1998): Hamilton Tiger-Cats (1999-2002).
- PHIL GIBSON (2001): Montreal Alouettes (2002-03), Saskatchewan Roughriders (2003-04).
- LYLE GREEN (2000): BC Lions (2001-08), Calgary Stampeders (2011).
- DONTA GREENE (2002): Montreal Alouettes (2003).
- OLANZO JARRETT (2002): Edmonton Eskimos (2003-04).
- RICK KASER (1953): BC Lions (1957-58), Ottawa Rough Riders (1960).
- JASON LAMAR (1999): Hamilton Tiger-Cats (2001, 2004), Edmonton Eskimos (2003).
- MEL LONG, JR. (2000): BC Lions (2001).
- DAN MOLLS (2012): Hamilton Ti-Cats (2014-15).
- NICK MOORE (2008): BC Lions (2011-13), Winnipeg Blue Bombers (2014-15), BC Lions (2016-17).
- AINSWORTH MORGAN (1993): Toronto Argonauts (1994-95).
- GERRY PALMER (1950): Winnipeg Blue Bombers (1952-53), BC Lions (1954).
- JASON RICHARDS (1997): Montreal Alouettes (1999-2003).
- DAVID RIDGWAY (1980): Saskatchewan Roughriders (1982-95).
- JERMAINE ROBINSON (2012): Ottawa Redblacks (2014-16), Hamilton Ti-Cats (2016), Montreal Alouettes (2018).
- PAUL SANDOR (1987): Toronto Argonauts (1988).
- JOHN SCHNEIDER (1967): Winnipeg Blue Bombers (1968-69).
- KENNY STAFFORD (2011): Calgary Stampeders (2013), Montreal Alouettes (2014), Edmonton Eskimos (2015), Montreal Alouettes (2016), Edmonton Eskimos (2017-19), Saskatchewan Roughriders (2020).
- CHUCK STEHNO (1958): Sarnia Imperials (1960).
- DERRICK SUMMERS (2009): Toronto Argonauts (2012).

TOLEDO ALL-TIME ARENA/USFL/WFL/XFL LIST

NO LONGER ACTIVE

- TOM BEUTLER (1967): Memphis Southmen (WFL-1974).
- MARCUS GOODWIN (1992): Cleveland Thunderbolts (Arena-1994).
- DEJUAN GOULDE (2000): Ohio Valley Greyhounds (Arena-2002), Cape Fear Wildcats (Arena-2003).
- SAMEER HAMOOD (2001): Peoria Pirates (Arena-2004).
- BRANDON HEFFLIN (2002): Columbus Destroyers (Arena-2005-07), Cleveland Gladiators (Arena-2008), Tampa Bay Storm (Arena-2010).
- TYRRELL HERBERT (2008): Pittsburgh Power (Arena-2011).
- KELLY HERNDON (1998): Barcelona Dragons (NFL-Europe-2000), Las Vegas Outlaws (Arena-2001).
- KENNY HIGGINS (2004): Memphis Explorers (Arena-2004-06), Nashville Kats (Arena-2007), Grand Rapids Rampage (Arena-2008).
- JEFF JACKSON (1981): Michigan Panthers (USFL-1983), Oklahoma Outlaws (USFL-1984).
- BRIAN JONES (2002): Memphis Xplorers (Arena-2004-06), Las Vegas Gladiators (Arena-2007-08), Manchester Wolves (Arena-2008-09).
- TONY LEE (1983): Pittsburgh Maulers (USFL-1984).
- GEORGE LINBERGER (1989): Las Vegas Sting (Arena-1994).
- MEL LONG, JR. (2000): Mohegan/Manchester Wolves (Arena-2003-05).
- ANTONIO MALONE (2005): Rein Fire (NFL-Europe-2007), Colorado Crush (Arena-2008), Utah Blaze (Arena-2010), Milwaukee Mustangs (Arena-2011), Philadelphia Soul (Arena-2011).
- ANDY McCOLLUM (1992): Milwaukee Mustangs (Arena-1994).
- KEVIN MEGER (1992): Cleveland Thunderbolts (Arena-1993).
- STEVE MORGAN (1984): Arizona Wranglers (USFL-1985).
- STORM NORTON (2016): LA Wildcats (XFL-2020).
- KEVIN ROLLINS (2000): Barcelona Dragons (NFL-Europe-2002).
- ALONZO RUSSELL (2015): St. Louis Battlehawks (XFL-2020).
- DERRICK SUMMERS (2009): Jacksonville Sharks (2011-13), Spokane Shock (2014-15), LA KISS (2016), Cleveland Gladiators (2017-18), Columbus Destroyers (2019).
- KENNY VEAL (2009): Cleveland Gladiators (2015-18).
- CHRIS WALLACE (1998): Carolina Rhinos (Arena-2000), Orlando Predators (Arena-2001), Tennessee Valley Vipers (Arena-2002), Florida Firecats (Arena-2004-09), New Orleans Voodoo (Arena-2011), Pittsburgh Power (Arena-2011), Florida Tarpons (Arena-2012-13), Marion Blue Racers (Arena-2014), Florida Tarpons (Arena-2015-18).
- BRANT WEISS (2017): New York Guardians (XFL-2020).





Rockets in the NFL/AFL Drafts

Year	Name	Position	League	Draft Date	Team	Round	Pick
2023	Desjuan Johnson	DT	NFL	Apr. 29, 2023	LA Rams	7th	259
2022	Tycen Anderson	S	NFL	Apr. 30, 2022	Cincinnati	5th	166
	Samuel Womack	CB	NFL	Apr. 30, 2022	San Francisco	5th	172
2019	Diontae Johnson	WR	NFL	Apr. 26, 2019	Pittsburgh	3rd	66
	Ka'dar Hollman	CB	NFL	Apr. 27, 2019	Green Bay	6th	185
2018	Logan Woodside	QB	NFL	Apr. 28, 2018	Cincinnati	7th	249
2017	Kareem Hunt	RB	NFL	Apr. 28, 2017	Kansas City	3rd	86
	Michael Roberts	TE	NFL	Apr. 29, 2017	Detroit	4th	127
	Treyvon Hester	DT	NFL	Apr. 29, 2017	Oakland Raiders	7th	244
2008	John Greco	OL	NFL	Apr. 27, 2008	St. Louis Rams	3rd	65
	Jalen Parmele	RB	NFL	Apr. 27, 2008	Miami	6th	176
2006	Bruce Gradkowski	QB	NFL	Apr. 30, 2006	Tampa Bay	6th	194
2005	Nick Kaczur	OL	NFL	Apr. 23, 2005	New England	3rd	100
2003	Carl Ford	WR	NFL	Apr. 27, 2003	Green Bay	7th	256
2002	Chester Taylor	RB	NFL	Apr. 21, 2002	Baltimore	6th	207
1998	Clarence Love	CB	NFL	Apr. 19, 1998	Philadelphia	4th	116
1993	Dan Williams	DE	NFL	Apr. 25-26, 1993	Denver	1st	11
1992	Darren Anderson	DB	NFL	Apr. 26-27, 1992	New England	4th	93
	Vince Marrow	TE	NFL	Apr. 26-27, 1992	Buffalo	11th	307
1991	Jerry Evans	TE	NFL	Apr. 21-22, 1991	Phoenix	8th	204
1986	Brent Williams	DE	NFL	Apr. 29-30, 1986	New England	7th	192
1984	Mike Russell	LB	NFL	May 1-2, 1984	Houston	9th	252
1983	Rod Achter	WR	NFL	April 26-27, 1983	Minnesota	9th	239
1982	Jeff Jackson	DE	NFL	Apr. 27-28, 1982	Oakland	7th	177
1976	Gene Swick	QB	NFL	Apr. 8-9, 1976	Cleveland	4th	97
1972	John Saunders	DB	NFL	Feb. 1-2, 1972	LA Rams	4th	87
	Mel Long	LB	NFL	Feb. 1-2, 1972	Cleveland	11th	278
1971	Tony Harris	RB	NFL	Jan. 28-29, 1971	San Francisco	4th	101
	Charley Cole	RB	NFL	Jan. 28-29, 1971	Buffalo	15th	369
1970	Curtis Johnson	DB	NFL	Jan. 27-28, 1970	Miami	4th	81
	James Manuel	OT	NFL	Jan. 27-28, 1970	St. Louis	6th	136
1969	Roland Moss	RB	NFL	Jan. 28-29, 1969	Baltimore	7th	181
1968	John Schneider	QB	NFL	Jan. 30-31, 1968	Boston	7th	170
	Ray Hayes	DT	NFL	Jan. 30-31, 1968	NY Jets	12th	318
	Tom Beutler	LB	NFL	Jan. 30-31, 1968	Cleveland	12th	319
1966	Fred Zimmerman	LB	AFL	Nov. 28, 1965	Houston	13th	113
	Lurley Archambeau	OL	NFL	Nov. 28, 1965	Atlanta	17th	246
1965	Jim Gray	Back	AFL	Nov. 28, 1964	NY Jets	11th	84
			NFL	Nov. 28, 1964	Philadelphia	16th	216
	Dan Simrell	QB	NFL	Nov. 28, 1964	Cleveland	14th	195
1964	Wynn Lembright	OL	NFL	Dec. 2, 1963	NY Giants	16th	221
1963	Frank Baker	Back	NFL	Dec. 3, 1962	Cleveland	5th	68
			AFL	Dec. 1, 1962	Denver	19th	149
	Larry Campbell	End	NFL	Dec. 3, 1962	LA Rams	15th	197
	Ed Scrutchins	End	NFL	Dec. 3, 1962	St. Louis Cardinals	15th	198
	Jim Bogdalek	OL	NFL	Dec. 3, 1962	San Francisco	16th	217
1960	Jack Campbell	End	AFL	Nov. 22-23, 1959	Denver	@	NA
			NFL	Nov. 30, 1959	Cleveland	19th	224






Rockets in the NFL/AFL Drafts

Year	Name	Position	League	Draft Date	Team	Round	Pick
1958	Gene Cook	End	NFL	Dec. 2, 1957	Green Bay	13th	147
1955	Mel Triplett	Back	NFL	Jan. 27-28, 1955	NY Giants	5th	56
	George Machoukas	OL	NFL	Jan. 27-28, 1955	Green Bay	15th	173
1954	Asa Jenkins	Back	NFL	Jan. 28, 1954	Cleveland	6th	72
	Rick Kaser	Back	NFL	Jan. 28, 1954	Detroit	17th	205
1953	Jocko Gordon	Tackle	NFL	Jan. 22, 1953	LA Rams	21st	252
1950	Emerson Cole	Back	NFL	Jan. 21-22, 1950	Cleveland Browns	12th	156
1948	Frank Pizza	Tackle	NFL	Dec. 9, 1947	Detroit	27th	247
	Ted Zuchowski	Tackle	NFL	Dec. 9, 1947	Pittsburgh	31st	290
1941	Warren Densmore	OL	NFL	Dec. 10, 1940	Cleveland Rams	15th	144
	Bob Hayes	End	NFL	Dec. 10, 1940	Green Bay	19th	177
1940	Frances Maher	Back	NFL	Dec. 9, 1939	Philadelphia	10th	83
1939	Tony Popp	End	NFL	Dec. 8, 1938	Brooklyn Dodgers	20th	185

@The first AFL draft was held in 1960 and consisted of two rounds, with each team allowed 33 selections per round. The second round was conducted only after the teams decided that they needed a wider base from which to attempt to sign players.



Dan Williams was selected by Denver as the 11th overall pick of the 1993 NFL Draft.

Highest Toledo NFL Draft Picks

Year	Name	Round	Pick
1993	Dan Williams	1st	11
1955	Mel Triplett	5th	56
2008	John Greco	3rd	65
2019	Diontae Johnson	3rd	66
1963	Frank Baker	5th	68
1954	Asa Jenkins	6th	72
1970	Curtis Johnson	4th	81
1940	Frances Maher	10th	83
2017	Kareem Hunt	3rd	86
1972	John Saunders	4th	87
1992	Darren Anderson	4th	93
1976	Gene Swick	4th	97
2005	Nick Kaczur	3rd	100
1971	Tony Harris	4th	101
1998	Clarence Love	4th	116
2017	Michael Roberts	4th	127
1970	James Manuel	6th	136
1941	Warren Densmore	15th	144
1958	Gene Cook	13th	147






Bowl History

1969 TANGERINE BOWL TOLEDO 56, DAVIDSON 33

The Rockets headed to Orlando with much at stake: the first undefeated season in the history of the football program. The Rocket offense racked up 324 yards in total offense and put 42 points on the board in the first half. It all led to a 56-33 victory over Southern Conference champion Davidson in the 24th annual Tangerine Bowl.

Quarterback Chuck Ealey, voted the game's most valuable back, ran nine times for 83 yards and a touchdown and threw for 147 yards and three scores on 10-of-13 passing. Don Fair caught four passes for 78 yards and Charles Cole carried 22 times for 152 yards.

The Rockets were later rewarded with a No. 20 national ranking in the final Associated Press poll.




1971 TANGERINE BOWL TOLEDO 28, RICHMOND 3

For the first 15 minutes of the game, Richmond looked as if it had the ability to end Toledo's winning streak at 34 games, taking a 3-0 lead. But then quarterback Chuck Ealey and the No. 1 defense in the nation went to work.

The Rocket defense limited the Spiders to just 51 total yards of total offense in the second half, including none through the air. Richmond punted on five of its seven possessions in the second half, was stopped on fourth down on one and intercepted on the other.

Ealey completed 14-of-23 passes for 176 yards and scored from one yard out. With the victory, the Rockets ran their winning streak to 35 games, to this day the second-longest in major college football.




1970 TANGERINE BOWL TOLEDO 40, WILLIAM & MARY 12

The Rockets looking to repeat as Tangerine Bowl champs and post a second consecutive undefeated season, but Lou Holtz's William & Mary team had other ideas and looked primed for an upset when it jumped out to a 6-0 lead and trailed by one point, 7-6, at halftime.

But it was all Rockets in the second half as they scored on their first four possessions.

The Rockets churned out 326 yards rushing, paced by Charles Cole (132 yards) and Tony Harris (101 yards). Toledo finished 12th in the nation in the final A.P. poll, 14th in the Football News and 17th by UPI.



1981 CALIFORNIA BOWL TOLEDO 27, SAN JOSE ST. 25

They said it couldn't be done. There was no way that Toledo could beat a San Jose State team ranked 20th in the final UPI coaches poll. Yet when the first-ever California Bowl game was over, it was Toledo who left the field victorious, 27-25. Tony Lee's 41-yard field goal with just seconds left gave Toledo the victory.

Toledo had led in the game, 21-3, in the third quarter, but let that slip away. The Spartans took a 25-24 lead with just 52 seconds remaining, on a 35-yard touchdown pass and a two-point conversion.

The Rockets were faced with 80 yards of field ahead of them and no time outs remaining. Quarterback Maurice Hall coolly marched his offense down to the Spartan 24-yard line to set the stage for Lee's winning field goal.






Bowl History

1984 CALIFORNIA BOWL UNLV 30, TOLEDO 13*

The Rockets came up short, 30-13, against Randall Cunningham, Ickey Woods and the rest of the Runnin' Rebels. Cunningham had a stellar game, completing 18-of-28 passes for 270 yards. Woods, just a freshman at the time, led UNLV with 53 yards and a TD.

Rocket running back Steve Morgan was named Toledo's outstanding offensive player after totaling 154 yards on 31 carries, while quarterback A.J. Sager was 12-of-31 for 137 yards with one TD.

**NOTE: The contest was later forfeited to Toledo by the PCAA due to use of ineligible players by UNLV earlier that season. UNLV has never accepted the ruling.*



2001 MOTOR CITY BOWL TOLEDO 23, CINCINNATI 16

Chester Taylor ran for a Motor City Bowl-record 190 yards and scored the go-ahead touchdown on a 24-yard run with 3:23 left as Toledo defeated Cincinnati, 23-16. But it was a big play by the defense that clinched the victory for Toledo.

Cincinnati drove to the UT five-yard line, but couldn't convert on fourth-and-4 with 50 seconds left. Cincinnati's Ray Jackson bobbled a deflected pass in a crowded end zone, and senior free safety Andy Boyd then wrestled Jackson—and the ball—to the ground to seal the victory for Toledo.

Quarterback Tavares Bolden was 14-of-28 for 135 yards, but it was his legs that helped Toledo the most. He ran for 41 yards on a draw on the first play of the second half that led to a UT field goal. He tied the game late in the third quarter when he sprinted 28 yards untouched for a touchdown. For the game, Bolden ran for 99 yards, which helped the Rockets set a Motor City Bowl record with 322 yards rushing.



1995 LAS VEGAS BOWL TOLEDO 40, NEVADA 37 (OT)

In a game that featured the first overtime in Division I-A football history, Toledo prevailed over Nevada, 40-37, electrifying a national TV audience on ESPN. After a field goal gave the Wolf Pack a 37-34 lead, its first of the game, the Rockets' Wasean Tait, who set four bowl records and was named co-MVP, scored the winning points on a two-yard run.

Tait set Las Vegas Bowl standards for rushing yards (185), all-purpose yards (238) and TDs (four).

The two teams battled to stand-still through regulation, with Nevada tying the game with a late field goal. Toledo won the overtime coin toss and elected to go on defense first. Nevada settled for a field goal, setting up Tait, who got the call on three of UT's four plays, the last one the game-winner. He was buried under a sea of Rockets in the victory celebration and passed out cold.



2002 MOTOR CITY BOWL BOSTON COLLEGE 51, TOLEDO 25

Boston College scored on its first six possessions on its way to a 42-18 halftime lead, effectively putting the game away and preventing the Rockets from defending their Motor City Bowl title. Toledo cut the Eagles' advantage to 21-10 when Trinity Dawson scored on a two-yard run with 10:47 remaining in the first half but UT never got any closer.

Down 28-10 with less than six minutes to go in the first half, Toledo gambled, going for it on a fourth-and-1 from its own 40, but Brian Jones' pass fell incomplete. Boston College took possession, and on the next play, Grant Adams caught Brian St. Pierre's pass across the middle, eluded a defender and raced into the end zone for a 35-10 lead. A one-yard TD run by Brandon Brokaw with 1:31 to go in the half made it 42-10.

Jones, the nation's percentage completion leader, connected on 27-41 passes for 331 yards with two touchdowns and two interceptions.

Wide receiver Carl Ford had a career-high 10 receptions for 112 yards, including a nine-yard touchdown pass with 24 seconds to go in the second quarter. Fellow senior Donta' Greene added four catches for 63 yards.





Bowl History

2004 MOTOR CITY BOWL UCONN 39, TOLEDO 10

Quarterback Bruce Gradkowski was game. Unfortunately, his broken right hand was not. Gradkowski, who broke his throwing hand in the MAC Championship Game, tried to play in the Motor City Bowl but was ineffective and clearly in pain. As a result, the Rockets' offense stalled, and Connecticut had its way with Toledo, 39-10. Gradkowski finished 6-of-12 for 43 yards before being replaced by Marques Council. By the time Council got in the game to start the second half, UConn was up, 30-7. Council set career highs in attempts (28), completions (16) and passing yards (160).



Toledo entered the game as the favorites, but without a healthy Gradkowski it was no contest. UConn scored on six of its first seven possessions as the Rockets were held to a season-low 10 points.

Gradkowski wasn't the only Rocket to go down, as the UT training staff was kept busy throughout the entire game. Senior All-MAC free safety Patrick Body broke his right arm in the second half. Lance Moore, Toledo's all-time leading receiver, left the game in the second half with a dislocated shoulder. Senior center David Odenthal suffered a sprained left ankle in the first half, returned briefly, then sat out most of the second half.

2005 GMAC BOWL TOLEDO 45, UTEP 13

Quarterback Bruce Gradkowski ended his storied collegiate career with an exclamation point, throwing five touchdown passes to lead Toledo to a convincing 45-13 win over UTEP. Fellow senior and roommate Trinity Dawson ran for 132 yards.



Toledo's defense shut down UTEP's offense at almost every turn. Linebacker Mike Alston contributed two big tackles for the Rockets to end the first half, when UTEP was threatening to cut into a 28-13 deficit. It was the last time the Miners appeared set to mount a rally.

Gradkowski, who completed 18-of-32 passes for 298 yards, was chosen as the game's MVP while Dawson (offense), Alston (defensive) and Steve Odom (special teams) also won game honors. After the game, Gradkowski summed up the sentiment of the team.

"It's been an honor to be here this week," said Gradkowski. "We were treated unbelievably by the city of Mobile. The southern hospitality has been awesome. We've never experienced anything like this. We wanted to give back to Mobile by performing the way we did. I hope we satisfied the fans out there.

"It's been a pleasure. What a way to go out. This is our championship. We are GMAC Bowl Champions."

2010 LITTLE CAESARS PIZZA BOWL FIU 34, TOLEDO 32

Florida International capped a second-half comeback with a 34-yard field goal as time expired to give the Panthers a dramatic 34-32 victory over Toledo at the Little Caesars Pizza Bowl at Ford Field in Detroit.




FIU's game-winning field goal overshadowed Toledo's own comeback that gave the Rockets a 32-31 lead with 1:14 to play. Redshirt freshman quarterback Terrance Owens scrambled in for a 14-yard TD and then completed a pass to sophomore wide receiver Eric Page for the two-point conversion. But on its final possession FIU converted a fourth-and-17 from its own 41-yard line to keep its drive alive and set up the eventual game-winning field goal by Jack Griffin.

Toledo held a 24-7 lead early in the second half but FIU scored 24 unanswered points to take a 31-24 lead with 3:18 to play. Junior Adonis Thomas led the Rockets with a career-high 193 yards rushing and two touchdowns. Thomas' second TD run was an 87-yard bolt in the second quarter, the longest run of his career, the fourth-longest rush in Toledo history and tied for the longest run in Little Caesars Bowl history. He finished the season with 1,098 yards, the 13th-highest total in school history.

2011 MILITARY BOWL TOLEDO 42, AIR FORCE 41

Toledo used its powerful offense and the defense came up with a big play in an exciting 42-41 victory over Air Force in the Military Bowl. The Rockets never trailed in a see-saw affair in which there were three ties and UT's largest lead was 14 points.



With 52 seconds left in the game, Air Force scored what appeared to be the game-tying touchdown when Falcons receiver Jonathan Warzeka caught a wide open 33-yard pass from quarterback Tim Jefferson.

Air Force lined up for the extra-point but opted to go for two points on a trick play. Holder David Baska took the snap and headed for the end zone, but sophomore defensive end Jayrone Elliott stripped the ball loose from Baska. The ball bounced in the direction of Parker Herrington, who tried to scoop up the loose ball but ending up kicking it out of the end zone leaving the Rockets with a 42-41 advantage and their first bowl victory since 2005.

The victory was a great vindication for a Rocket team that had survived numerous injuries—including three key injuries to its defense in this game. It was also a dramatic debut for head coach Matt Campbell, the Rockets' offensive coordinator who was named head coach just 16 days prior to the game.





Bowl History

2012 IDAHO POTATO BOWL UTAH STATE 41, TOLEDO 15


Despite the loss of two stars, Toledo gave No. 18 Utah State all it could handle before losing, 41-15, at the Famous Idaho Potato Bowl in Boise, Idaho.

Senior linebacker Dan Molls, the nation's leading tackler, was knocked out of the game with a concussion on the game's opening kickoff. A short while later, junior running back David Fluellen reinjured his sore left ankle and never returned.


Despite those losses, Toledo was in the game well into the fourth quarter, trailing just 13-9 before a 63-yard touchdown run by USU's Kerwynn Williams put the game on ice just under the seven-minute mark. Williams then followed with two more scoring runs of five and 25 yards to finish the game with 18 carries for 235 yards.

Senior QB Austin Dantin, who played the first three quarters, completed 12-of-21 attempts for 132 yards with two interceptions for the Rockets. Junior QB Terrance Owens, hobbled by an ankle injury, played most of the fourth quarter and was 5-of-16 for 26 yards. Utah State's Chuckie Keeton threw for 229 yards and completed 21-of-31 pass attempts.

Junior WR Bernard Reedy led the Rockets in both rushing and receiving, finishing with a career-high 10 carries for 50 yards on the ground and six catches for 62 yards through the air. He was honored following the game as Toledo's Most Valuable Player.



2015 MARMOT BOCA RATON BOWL TOLEDO 32, TEMPLE 17



Phillip Ely threw for 285 yards and two touchdowns and Toledo used a smothering defense to knock off No. 24 Temple, 32-17, at the Marmot Boca Raton Bowl at FAU Stadium. Ely, playing in his final game as a Rocket, returned to his native Florida to lead the Rockets to victory in Jason Candle's first game as head coach.

Ely, a transfer from Alabama, was named the game's Offensive MVP. He completed 20-of-28 passes despite throwing in driving rain most of the night. Kareem Hunt led the running attack

with 79 yards and two TDs. Cody Thompson had four receptions for a career-high 119 yards, including a big 80-yard score in the fourth quarter.

While Ely provided the Rockets (10-2) with leadership on offense, the Toledo defense set the tone of the game, holding the Owls to just 17 points and a mere 67 yards of total offense in the first half. Ja'Wuan Woodley, who had a key safety in the first half, was named the game's Defensive MVP. Chase Murdock and Trent Voss paced the front seven with 11 and 10 tackles, respectively.

Toledo's defense controlled the action in the first half, holding Temple (10-4) to just 67 yards of total offense.

2016 RAYCOM MEDIA CAMELLIA BOWL APPALACHIAN STATE 31, TOLEDO 28



Senior Kareem Hunt rushed for 120 yards and two touchdowns to become Toledo's all-time leading rusher, but it wasn't enough as Toledo fell to Appalachian State, 31-28, in the 2016 Raycom Media Camellia Bowl in Montgomery, Ala.

App State scored on a 39-yard field goal with 5:14 left in the fourth quarter to give the Mountaineers a 31-28 lead. Toledo had its chance to tie the score but Jameson Vest's 30-yard field-goal attempt with 1:48 remaining was wide right.

Hunt led the rushing attack with 120 yards, giving him 4,945 career rushing yards, which breaks the all-time record at Toledo previously held by Chester Taylor (4,849 from 1998-2001). It was also the 28th 100-yard game in his career, breaking the school mark of 27 held by Taylor.

Senior Logan Woodside connected 18-of-26 passes and added to his nation-leading total by throwing two touchdown passes to give him 45. Junior Cody Thompson led the team with 99 yards on five receptions, giving him 1,269 on the season and surpassing the Toledo record of 1,194 set by Lance Moore in 2003.

The contest was a close battle throughout the night with neither team leading by more than seven points. The score was tied at 7, 14, 21 and 28.

2015 GO DADDY BOWL TOLEDO 63, ARKANSAS STATE 44



Sophomore running back Kareem Hunt rushed for a career-high 271 yards and a bowl-record five touchdowns to propel the Toledo Rockets to a 63-44 victory over Arkansas State at the GoDaddy Bowl in Mobile on Jan. 4.

Hunt, who was named the game's Most Valuable Player, set the bowl record for rushing yards, as well. His five TDs ties the Toledo record for touchdowns, and ties the all-time bowl record for rushing touchdowns held by two others, most recently Oklahoma State's Barry Sanders at the

1988 Holiday Bowl.

In a game that featured 107 total points and 1,009 yards of total offense, Toledo's defense played a big role in the victory, scoring two touchdowns in the first half and stopping Arkansas State's potent offense in several key situations. Junior defensive end Trent Voss, who recovered a fumble in the end zone on the game's first play, had a career-high four tackles for loss among his game-high 10 tackles. He was named Defensive Player of the Game.

Sophomore quarterback Logan Woodside completed 21-of-27 passes for 176 yards and a touchdown. Sophomore Damion Jones-Moore added 103 yards and two touchdowns on 15 carries.





Bowl History

2017 DOLLAR GENERAL BOWL APPALACHIAN STATE 34, TOLEDO 0



Toledo fell behind early and could never get back in the game in a 34-0 loss to Appalachian State in the Dollar General Bowl in Mobile, Ala.

The Rockets (11-3) trailed 20-0 at halftime and App State outgained Toledo in total offense for the game, 458-146.

Senior quarterback Logan Woodside, playing in his final game as a Rocket, completed 16-of-29 passes for 124 yards. Senior

Terry Swanson led the running attack with 44 yards. Sophomore Diontae Johnson caught two passes for 21 yards, finishing his season with a school-record 1,278 receiving yards.

Appalachian State controlled the first half, taking a 20-0 halftime lead and outgaining the Rockets in total offense, 267-85, in the first 30 minutes. The Mountaineers got on the board on their third possession of the game on a seven-yard TD run by Jalin Moore with 4:06 to play in the first quarter. The 36-yard drive was set up by an ASU interception of Woodside near midfield that was returned 19 yards by Anthony Flory.

ASU scored again on its next possession, a nine-play, 64-yard drive capped off by another seven-yard run by Moore. After the Mountaineers forced Toledo to punt, they drove 57 yards before settling for a 29-yard field goal by Chandler Staton to increase their lead to 17-0 with 8:09 left in the first half.

2018 MAKERS WANTED BAHAMAS BOWL FIU 35, TOLEDO 32



Toledo scored the game's first points in the first 29 seconds of the Makers Wanted Bahamas Bowl, but couldn't hold off Florida International, falling to the Golden Panthers.

Eli Peters threw for 264 yards and tied a career high with three TD passes. Diontae Johnson caught six passes for 98 yards and a score, while Jon'Vea Johnson added two touchdown catches. Bryant Koback scored the game's first touchdown with a three-yard rush in the first quarter, and both Richard Olekanma and Tuzar Skipper

led the Rockets with eight tackles.

Toledo took the lead early on with 10 points in the first quarter, but FIU's strong rushing attack put the Panthers ahead by 10, 35-25, late in the game. However, Peters found Johnson for the second time in the corner of the end zone for a 43-yard touchdown with two seconds left to keep the Rockets' hopes alive. UT's chances came down to an onside kick, which was recovered by FIU to seal the Panthers' victory.

2021 BAHAMAS BOWL MIDDLE TENNESSEE 31, TOLEDO 24



Toledo came up on the short end of a 31-24 decision to Middle Tennessee State in the Bahamas Bowl in Nassau, Bahamas.

Toledo (7-6) led at halftime, 17-14, but the Blue Raiders (7-6) outscored the Rockets 17-7 in the fourth quarter to claim the win.

Redshirt freshman quarterback Dequan Finn completed 18-of-39 passes for 212 yards and two touchdowns. He also rushed for 83 yards and one touchdown. Junior running back Bryant Koback led the ground attack with 126 yards on

18 carries, while junior Matt Landers caught four passes for a team-high 137 yards and one score.

Defensively, junior Nate Givhan had a pair of sacks and seven tackles, while classmate Dyontae Johnson tallied a team-best 10 tackles. Junior Samuel Womack also notched his fifth career interception.

Middle Tennessee scored on the first play of the fourth quarter to make it 21-17 on quarterback Mike Diliello's 14-yard rush. The Blue Raiders extended their lead to 28-17 on Jarrin Pierce's touchdown reception with 6:24 remaining. Middle Tennessee added a field goal before the Rockets closed out the game's scoring when Finn found DeMeer Blankumsee in the end zone from 13 yards out with 1:08 to play.

2022 ROOFCLAIM.COM BOCA RATON BOWL TOLEDO 21, LIBERTY 19



Sophomore quarterback Dequan Finn threw for one touchdown and ran for another in the second half to rally Toledo to a 21-19 victory over Liberty at the Roofclaim.com Boca Raton Bowl in Boca Raton, Fla.

Finn, who was briefly knocked out of the game after being sacked in the first quarter, hit tight end Lenny Kuhl for a four-yard touchdown in the third quarter, then ran it in himself in the fourth quarter to put the Rockets up 21-7 with 10:35 to play. For his efforts, Finn was named Of-

fensive MVP.

UT withstood two fourth-quarter touchdowns from the Flames and stopped a two-point conversion attempt with 3:40 to play to hang on and win. Sophomore running back Jacquez Stuart ran the ball six straight times on Toledo's final possession for 53 yards to run out the clock. Stuart rushed for 111 yards on 23 carries for the game.

Toledo's stout defense once again turned in a solid performance, holding Liberty to a season-low 253 yards of total offense, including just 91 yards in the first half. Senior Nate Givhan was named Defensive MVP after contributing perhaps the biggest defensive play of the game, a third-quarter strip sack that set up the Rockets inside the Liberty 10-yard line on the ensuing drive. Junior kicker Thomas Cluckey was named Special Teams MVP after going 2-for-2 on field goal attempts.

The Rockets controlled the pace in their victory, possessing the ball twice as long as Liberty (40:03 to 19:57).





Kareem Hunt is Toledo's all-time leading rusher with 4,945 yards.


Toledo Record Book





All-Time Record by Season

<u>Year</u>	<u>Record</u>	<u>H</u>	<u>A</u>	<u>N</u>	<u>MAC</u>	1950	4-5	3-3	1-2	—
1917	0-3	0-0	0-3	—		1951	6-4	5-1	1-3	—
1918	1-1	NA	NA	—		1952	4-5	3-2	1-3	—
1919	2-4	NA	NA	—		1953	3-6	1-4	2-2	—
1920	0-3	0-1	0-2	—		1954	6-2-1	4-1	2-1-1	—
1921	3-5	1-2	2-3	—		1955	3-5-1	2-2-1	1-3	—
1922	2-2-3	2-0-2	0-2-1	—		1956	1-7-1	0-4-1	1-3	—
1923	6-4	6-1	0-3	—		1957	5-4	5-0	0-4	—
1924	5-3	2-0	3-3	—		1958	4-5	3-2	1-3	—
1925	1-8	0-4	1-4	—		1959	2-6-1	2-4	0-2-1	—
1926	3-5	2-1	1-4	—		1960	2-7	2-3	0-4	—
1927	5-2	3-1	2-1	—		1961	3-7	2-3	1-4	—
1928	1-6	1-2	0-4	—		1962	3-6	1-3	2-3	—
1929	4-2-1	2-1-1	2-1	—		1963	2-7	2-3	0-4	—
1930	2-5-1	1-1	1-4-1	—		1964	2-8	0-5	2-3	—
1931	<i>no football - lack of funding</i>									
1932	3-4	NA	NA	—		1965	5-5	4-1	1-4	—
1933	4-2-2	3-1-1	1-1-1	—		1966	2-7-1	2-2-1	0-5	—
1934	5-3	3-2	2-1	—		1967	9-1	5-1	4-0	—
1935	6-2-1	4-1-1	2-1	—		1968	5-4-1	2-2-1	3-2	—
1936	2-6	2-3	0-3	—		1969	11-0	5-0	5-0	1-0
1937	6-3	4-1	2-2	—		1970	12-0	6-0	5-0	1-0
1938	6-3-1	4-0-1	2-3	—		1971	12-0	5-0	6-0	1-0
1939	7-3	5-1	2-2	—		1972	6-5	3-2	3-3	—
1940	6-3	4-1	2-2	—		1973	3-8	3-2	0-6	—
1941	7-4	3-2	4-2	—		1974	6-5	3-3	3-2	—
1942	4-4-1	4-2#	0-2-1	—		1975	5-6	3-2	1-4	1-0
1943	<i>no football - WWII</i>									
1944	<i>no football - WWII</i>									
1945	<i>no football - WWII</i>									
1946	6-2-2	4-1-1	2-1-1	—		1976	3-8	3-2	0-6	—
1947	9-2	7-1	2-1	—		1977	2-9	1-5	1-4	—
1948	5-6	3-5	2-1	—		1978	2-9	1-4	1-5	—
1949	6-4	4-3	2-1	—		1979	7-3-1	4-0-1	3-3	—
						1980	4-7	3-2	1-5	—
						1981	9-3	5-0	3-3	1-0
						1982	6-5	4-1	2-4	—
						1983	9-2	5-1	4-1	—



Chuck Ealey and the Rockets went 35-0 from 1969-71, winning three MAC titles and three Tangerine Bowls.





All-Time Record by Season

<u>Year</u>	<u>Record</u>	<u>H</u>	<u>A</u>	<u>N</u>	<u>MAC</u>
1984	9-2-1	5-0	3-2-1	1-0	7-1-1
1985	4-7	3-2	1-5	—	3-6
1986	7-4	5-0	2-4	—	5-3
1987	3-7-1	3-2	0-5-1	—	3-4-1
1988	6-5	5-1	1-4	—	4-4
1989	6-5	5-0	1-5	—	6-2
1990	9-2	5-1	4-1	—	7-1
1991	5-5-1	3-2-1	2-3	—	4-3-1
1992	8-3	4-1	4-2	—	5-3
1993	4-7	3-3	1-4	—	3-5
1994	6-4-1	4-1-1	2-3	—	4-3-1
1995	11-0-1	5-0	5-0-1	1-0	7-0-1
1996	7-4	4-2	3-2	—	6-2
1997	9-3	5-0	4-3	—	7-1
1998	7-5	5-1	2-4	—	6-2
1999	6-5	4-3	2-2	—	5-3
2000	10-1	6-0	4-1	—	6-1
2001	10-2	6-0	3-2	1-0	5-2
2002	9-5	5-1	4-3	0-1	7-1
2003	8-4	6-0	2-4	—	6-2
2004	9-4	5-0	3-3	1-1	7-1
2005	9-3	4-1	4-2	1-0	6-2
2006	5-7	4-2	1-5	—	3-5
2007	5-7	5-2	0-5	—	3-5
2008	3-9	1-5	2-4	—	2-6
2009	5-7	3-2	2-4	0-1	3-5
2010	8-5	4-2	4-2	0-1	7-1
2011	9-4	4-2	4-2	1-0	7-1
2012	9-4	5-1	4-2	0-1	6-2
2013	7-5	5-1	2-4	---	5-3
2014	9-4	5-1	3-3	1-0	7-1
2015	10-2	4-2	5-0	1-0	6-2
2016	9-4	5-1	4-2	0-1	6-2
2017	11-3	6-0	4-2	1-1	7-1
2018	7-6	5-2	2-3	0-1	5-3
2019	6-6	5-1	1-5	---	3-5
2020	4-2	2-1	2-1	---	4-2
2021	7-6	3-3	4-2	0-1	5-3
2022	9-5	5-1	2-4	2-0	5-3

Overall Record: 570-448-24 (.559)
Home: 347-158-14 (.682)
Record In Glass Bowl: 312-135-8 (.695)
Away: 199-272-10 (.424)
Neutral: 16-9 (.640)
Location unknown: 6-9 (.400)*

MAC Record: 293-216-7 (.575)

*Records from 1918, 1919 and 1932 do not include location.
 # Last five home games of 1942 were played at Swayne Field.

Conference Affiliations

1917-20: Independent
1921-30: Northwest Ohio League
1932-47: Ohio Athletic Conference
1948-51: Independent
1952-present: Mid-American Conference



Toledo rallied from a 23-0 deficit early in the second quarter to defeat Marshall, 41-36, in the 2001 MAC Championship Game at the Glass Bowl. Chester Taylor (19) rushed for 188 yards and scored the game-winning touchdown.



Toledo went 11-3 in 2017, its most wins since 1995.





Coaching Records by Season

YEAR	COACH	W	L	T	PCT.
1917	John Brandeberry	0	3	0	.000
1 year	John Brandeberry	0	3	0	.000
1918	James Baxter	1	1	0	.500
1 year	James Baxter	1	1	0	.500
1919	Walt Hobt	2	4	0	.333
1920	Walt Hobt	0	3	0	.000
2 years	Walt Hobt	2	7	0	.222
1921	Joseph Dwyer	3	5	0	.375
1922	Joseph Dwyer	2	2	3	.500
2 years	Joseph Dwyer	5	7	3	.433
1923	James Dwyer	6	4	0	.600
1924	James Dwyer	5	3	0	.625
1925	James Dwyer	1	8	0	.111
3 years	James Dwyer	12	15	0	.444
1926	Boni Petcoff	3	5	0	.375
1927	Boni Petcoff	5	2	0	.714
1928	Boni Petcoff	1	6	0	.167
1929	Boni Petcoff	4	2	1	.643
4 years	Boni Petcoff	13	15	1	.466
1930	Jim Nicholson	2	5	1	.313
1931	No team - (lack of funding)				
1932	Jim Nicholson	3	4	0	.429
1933	Jim Nicholson	4	2	2	.625
1934	Jim Nicholson	5	3	0	.625
1935	Jim Nicholson	6	2	1	.722
5 years	Jim Nicholson	20	16	4	.550
1936	Doc Spears	2	6	0	.250
1937	Doc Spears	6	3	0	.667
1938	Doc Spears	6	3	1	.650
1939	Doc Spears	7	3	0	.700
1940	Doc Spears	6	3	0	.667
1941	Doc Spears	7	4	0	.636
1942	Doc Spears	4	4	1	.500
7 years	Doc Spears	38	26	2	.591
1943	No football (WW II)				
1944	No football (WW II)				
1945	No football (WW II)				
1946	Bill Orwig	6	2	2	.700
1947	Bill Orwig	9	2	0	.818
2 years	Bill Orwig	15	4	2	.762
1948	J. N. Stahley	5	6	0	.455
1949	J. N. Stahley	6	4	0	.600
2 years	J. N. Stahley	11	10	0	.524
1950	Robert Snyder	4	5	0	.444
1 year	Robert Snyder	4	5	0	.444
1951	Don Greenwood	4	3	0	.571
1 year	Don Greenwood	4	3	0	.571
1951	Clair Dunn	2	1	0	.667
1952	Clair Dunn	4	5	0	.444
1953	Clair Dunn	3	6	0	.333
2+ years	Clair Dunn	9	12	0	.429
1954	Forrest England	6	2	1	.722
1955	Forrest England	3	5	1	.389
2 years	Forrest England	9	7	2	.556
1956	Jack Morton	1	7	1	.167
1 year	Jack Morton	1	7	1	.167
1957	Harry Larche	5	4	0	.556
1958	Harry Larche	4	5	0	.444
1959	Harry Larche	2	6	1	.278
3 years	Harry Larche	11	15	1	.426



Chuck Stobart led the Rockets to the 1981 MAC Championship. He later became the head coach at Memphis, as well as offensive coordinator at Pittsburgh, Arizona, USC and Ohio State.

YEAR	COACH	W	L	T	PCT.
1960	Clive Rush	2	7	0	.222
1961	Clive Rush	3	7	0	.300
1962	Clive Rush	3	6	0	.333
3 years	Clive Rush	8	20	0	.286
1963	Frank Lauterbur	2	7	0	.222
1964	Frank Lauterbur	2	8	0	.250
1965	Frank Lauterbur	5	5	0	.500
1966	Frank Lauterbur	2	7	1	.250
1967	Frank Lauterbur	9	1	0	.900
1968	Frank Lauterbur	5	4	1	.550
1969	Frank Lauterbur	11	0	0	1.000
1970	Frank Lauterbur	12	0	0	1.000
8 years	Frank Lauterbur	48	32	2	.598



Coaching Records by Season



Gary Pinkel led the Rockets to a 73-37-3 record from 1991-2000, including a 24-6 victory over Penn State in his final season at UT. Pinkel is in the University of Toledo's Varsity T Hall of Fame, MAC Hall of Fame and College Football Hall of Fame.

Jason Candle's first victory as head coach came in the 2015 Boca Raton Bowl, a 32-17 triumph over No. 24 Temple.

YEAR	COACH	W	L	T	PCT.
1971	Jack Murphy	12	0	0	1.000
1972	Jack Murphy	6	5	0	.545
1973	Jack Murphy	3	8	0	.273
1974	Jack Murphy	6	5	0	.545
1975	Jack Murphy	5	6	0	.455
1976	Jack Murphy	3	8	0	.273
6 years	Jack Murphy	35	32	0	.522
1977	Chuck Stobart	2	9	0	.222
1978	Chuck Stobart	2	9	0	.222
1979	Chuck Stobart	7	3	1	.682
1980	Chuck Stobart	4	7	0	.364
1981	Chuck Stobart	9	3	0	.750
5 years	Chuck Stobart	24	31	1	.438
1982	Dan Simrell	6	5	0	.545
1983	Dan Simrell	9	2	0	.818
1984	Dan Simrell	9	2	1	.792
1985	Dan Simrell	4	7	0	.364
1986	Dan Simrell	7	4	0	.636
1987	Dan Simrell	3	7	1	.318
1988	Dan Simrell	6	5	0	.545
1989	Dan Simrell	6	5	0	.545
8 years	Dan Simrell	50	37	2	.573
1990	Nick Saban	9	2	0	.818
1 year	Nick Saban	9	2	0	.818
1991	Gary Pinkel	5	5	1	.500
1992	Gary Pinkel	8	3	0	.727
1993	Gary Pinkel	4	7	0	.364
1994	Gary Pinkel	6	4	1	.591
1995	Gary Pinkel	11	0	1	.958
1996	Gary Pinkel	7	4	0	.636
1997	Gary Pinkel	9	3	0	.750

1998	Gary Pinkel	7	5	0	.583
1999	Gary Pinkel	6	5	0	.545
2000	Gary Pinkel	10	1	0	.909
10 years	Gary Pinkel	73	37	3	.659
2001	Tom Amstutz	10	2	0	.833
2002	Tom Amstutz	9	5	0	.643
2003	Tom Amstutz	8	4	0	.667
2004	Tom Amstutz	9	4	0	.692
2005	Tom Amstutz	9	3	0	.750
2006	Tom Amstutz	5	7	0	.417
2007	Tom Amstutz	5	7	0	.417
2008	Tom Amstutz	3	9	0	.250
8 years	Tom Amstutz	58	41	0	.586
2009	Tim Beckman	5	7	0	.417
2010	Tim Beckman	8	5	0	.615
2011	Tim Beckman	8	4	0	.667
3 years	Tim Beckman	21	16	0	.568
2011	Matt Campbell	1	0	0	1.000
2012	Matt Campbell	9	4	0	.692
2013	Matt Campbell	7	5	0	.538
2014	Matt Campbell	9	4	0	.692
2015	Matt Campbell	9	2	0	.818
4+ years	Matt Campbell	35	15	0	.700
2015	Jason Candle	1	0	0	1.000
2016	Jason Candle	9	4	0	.692
2017	Jason Candle	11	3	0	.785
2018	Jason Candle	7	6	0	.538
2019	Jason Candle	6	6	0	.500
2020	Jason Candle	4	2	0	.667
2021	Jason Candle	7	6	0	.538
2022	Jason Candle	9	5	0	.643
7+ years	Jason Candle	54	32	0	.628





All-Time Coaching Records

COACHING VICTORY LEADERS - CAREER

	W	L	T	Pct.
1. Gary Pinkel (1991-2000)	73	37	3	.659
2. Tom Amstutz (2001-08)	58	41	0	.586
3. Jason Candle (2015-present)	54	32	0	.628
4. Dan Simrell (1982-89)	50	37	2	.573
5. Frank Lauterbur (1963-70)	48	32	2	.598
6. Clarence Spears (1936-42)	38	26	2	.591
7. Matt Campbell (2011-2015)	35	15	0	.700
Jack Murphy (1971-76)	35	32	0	.522
9. Chuck Stobart (1977-81)	24	31	1	.438
10. Tim Beckman (2009-11)	21	16	0	.568

COACHING LEADERS BY WINNING PERCENTAGES - CAREER

	W	L	T	Pct.
Nick Saban (1990)	9	2	0	.818
Bill Orwig (1946-47)	15	4	2	.762
Matt Campbell (2011-2015)	35	15	0	.700
Gary Pinkel (1991-2000)	73	37	3	.659
Jason Candle (2015-present)	54	32	0	.628
Frank Lauterbur (1963-70)	48	32	2	.598
Clarence Spears (1936-42)	38	26	2	.591
Tom Amstutz (2001-08)	58	41	0	.586
Dan Simrell (1982-89)	50	37	2	.573
Don Greenwood (1951)	4	3	0	.571
Tim Beckman (2009-11)	21	16	0	.568
Forrest England (1954-55)	9	7	2	.556
Jim Nicholson (1930, 1932-35)	20	16	4	.550
J. N. Stahley (1948-49)	11	10	0	.524
Jack Murphy (1971-76)	35	32	0	.522
James Baxter (1918)	1	1	0	.500
Boni Petcoff (1926-29)	13	15	1	.466
James Dwyer (1923-25)	12	15	0	.444
Robert Snyder (1950)	4	5	0	.444
Chuck Stobart (1977-81)	24	31	1	.438
Joseph Dwyer (1921-22)	5	7	3	.433
Clair Dunn (1951-53)	9	12	0	.429
Harry Larche (1957-59)	11	15	1	.426
Clive Rush (1960-62)	8	20	0	.286
Walt Hobt (1919-20)	2	7	0	.222
Jack Morton (1956)	1	7	1	.167
John Brandeberry (1917)	0	3	0	.000

COACHING VICTORY LEADERS-SEASON

	W	L	T	Pct.
1. Frank Lauterbur, 1970	12	0	0	1.000
Jack Murphy, 1971	12	0	0	1.000
3. Frank Lauterbur, 1969	11	0	0	1.000
Gary Pinkel, 1995	11	0	1	.958
Jason Candle, 2017	11	3	0	.786
6. Gary Pinkel, 2000	10	1	0	.909
Tom Amstutz, 2001	10	2	0	.833
Campbell/Candle, 2015	10	2	0	.833

COACHING RECORDS — HOME/AWAY

	OVERALL RECORD				HOME RECORD				AWAY RECORD*				MAC RECORD			
	W	L	T	PCT	W	L	T	PCT	W	L	T	PCT	W	L	T	PCT
Doc Spears (1936-42)	38	26	2	.591	26	10	1	.716	12	16	1	.431	-	-	-	—
Bill Orwig (1946-47)	15	4	2	.762	11	2	1	.821	4	2	1	.643	-	-	-	—
J. N. Stahley (1948-49)	11	10	0	.524	7	8	0	.467	4	2	0	.667	-	-	-	—
Robert Snyder (1950)	4	5	0	.444	3	3	0	.500	1	2	0	.333	-	-	-	—
Don Greenwood (1951)	4	3	0	.571	3	1	0	.750	1	2	0	.333	-	-	-	—
Clair Dunn (1951-53)	9	12	0	.429	6	6	0	.500	3	6	0	.333	3	7	0	.300
Forrest England (1954-55)	9	7	2	.556	6	3	1	.650	3	4	1	.438	5	6	0	.455
Jack Morton (1956)	1	7	1	.167	0	4	1	.100	1	3	0	.250	1	5	0	.167
Harry Larche (1957-59)	11	15	1	.426	10	6	0	.625	1	9	1	.136	4	12	0	.250
Clive Rush (1960-62)	8	20	0	.286	5	9	0	.357	3	11	0	.214	3	15	0	.167
Frank Lauterbur (1963-70)	48	32	2	.598	26	14	2	.643	22	18	0	.550	23	22	1	.511
John Murphy (1971-76)	35	32	0	.522	20	11	0	.645	15	21	0	.417	17	19	0	.472
Chuck Stobart (1977-81)	24	31	1	.438	14	11	1	.558	10	20	0	.333	22	22	1	.500
Dan Simrell (1982-89)	50	37	2	.573	35	7	0	.833	15	30	2	.340	40	26	2	.603
Nick Saban (1990)	9	2	0	.818	5	1	0	.833	4	1	0	.800	7	1	0	.875
Gary Pinkel (1991-2000)	73	37	3	.659	44	13	2	.750	28	24	1	.538	53	23	3	.690
Tom Amstutz (2001-08)	58	41	0	.586	36	11	0	.766	22	30	0	.423	39	24	0	.619
Tim Beckman (2009-11)	21	16	0	.568	11	6	0	.647	10	10	0	.500	17	7	0	.708
Matt Campbell (2011-2015)	35	15	0	.700	19	5	0	.792	15	7	0	.682	24	8	0	.750
Jason Candle (2015-Present)	54	32	0	.627	31	9	0	.775	23	23	0	.500	35	19	0	.648

*Neutral site results included in away game totals





Season Results (1917-29)

1917 (0-3)

Coach: John Brandeberry

UT	Opp.	
10/10 0	Detroit (A)	145 L
10/20 0	Ohio Northern (A)	90 L
NA 0	Findlay (A)	27 L

1918 (1-1)

Coach: James Baxter

UT	Opp.	
NA 19	Defiance	12 W
NA 18	Hillsdale	31 L

1919 (2-4)

Coach: Walt Hobt

UT	Opp.	
9/27 0	Ohio Northern	13 L
10/3 6	Bowling Green (A)	0 W
NA 0	Western Reserve	19 L
10/19 6	Adrian	27 L
NA 12	Defiance	6 W
NA 7	Wayne State (H)	8 L

1920 (0-3)

Coach: Walt Hobt

UT	Opp.	
9/25 7	Western Reserve (A)	17 L
10/1 0	Wooster (H)	36 L
10/7 0	Wayne State (A)	14 L
10/16	Adrian (A) cancelled	
10/30	Bowling Green (A) cancelled	
11/6	Michigan State (A) cancelled	
11/13	Ohio Northern (H) cancelled	

1921 (3-5, 2-1 NWO)

Coach: Joseph Dwyer

UT	Opp.	
9/24 0	Cincinnati (A)	20 L
10/8 47	Findlay (A)	0 W
10/15 40	Defiance (H)	0 W
10/22 0	Adrian (A) (forfeit)	1 L
10/29 7	Bowling Green (H)	20 L
11/5 1	Baldwin-Wallace (forfeit)	0 W
11/11 0	Bluffton (A)	14 L
11/19 0	Wayne State (H)	13 L



The 1922 team was the last Toledo squad to play without a nickname. A year later, they were christened "Rockets" by a UT student manager and the name stuck.

1922 (2-2-3)

Coach: Joseph Dwyer

UT	Opp.	
10/7 0	Defiance (A)	7 L
10/14 0	Alma (H)	0 T
10/20 6	Hillsdale (H)	0 W
11/4 6	Bowling Green (A)	6 T
11/11 3	Muskingum (H)	0 W
11/18 2	Wayne State (A)	6 L
11/24 0	Baldwin-Wallace (H)	0 T

1923 (6-4)

Coach: James Dwyer

NWO League Champs

UT	Opp.	
9/29 12	Carnegie Tech (A)	32 L
10/6 13	Eastern Michigan (H)	0 W
10/13 3	Akron (A)	10 L
10/19 26	Defiance (H)	0 W
10/27 27	Bowling Green (H)	0 W
11/3 87	Findlay (H)	0 W
11/10 32	Grand Rapids (H)	0 W
11/17 38	Wayne State (H)	0 W
11/24 19	Hillsdale (A)	32 L
12/1 0	Notre Dame Reserves (H)	31 L

1924 (5-3)

Coach: James Dwyer

UT	Opp.	
10/4 7	Eastern Michigan (A)	0 W
10/11 0	Carnegie Tech (A)	54 L
10/25 12	Bowling Green (A)	7 W
NA 19	Hillsdale (H)	0 W
11/1 6	Assumption (H)	0 W
11/8 6	Dayton (A)	52 L
11/15 27	Wayne State (A)	0 W
11/22 7	Akron (A)	14 L

1925 (1-8)

Coach: James Dwyer

UT	Opp.	
9/26 0	Western Reserve (H)	14 L
10/3 0	Buffalo (A)	2 L
10/10 6	Dayton (H)	29 L
10/17 0	Ohio (H)	7 L
10/31 2	Assumption (A)	6 L
11/7 0	Michigan State (A)	58 L
11/11 20	Findlay (A)	0 W
11/14 0	Wayne State (H)	23 L
11/21 0	Louisville (A)	34 L

1926 (3-5)

Coach: Boni Petcoff

UT	Opp.	
10/2 0	Alma (A)	19 L
10/9 14	Hillsdale (H)	26 L
10/16 0	Defiance (A)	12 L
10/23 7	Bluffton (H)	13 L
10/30 7	Findlay (H)	0 W
11/6 6	Xavier (A)	69 L
11/13 14	Wayne State (A)	7 W
11/20 33	Buffalo (H)	7 W

1927 (5-2)

Coach: Boni Petcoff

NWO League Champs

UT	Opp.	
10/1 0	Alma (H)	30 L
10/8 19	Hillsdale (H)	0 W
10/15 13	Wayne State (H)	0 W
10/22 6	Bluffton (A)	0 W
11/4 16	Defiance (H)	7 W
11/11 34	Findlay (A)	0 W
11/18 0	Wittenberg (A)	25 L



The 1924 Rockets featured captain Gib Stick (front row, holding ball), the school's first star player.

1928 (1-6)

Coach: Boni Petcoff

UT	Opp.	
10/5 31	Findlay (H)	9 W
10/13 0	Central Michigan (A)	13 L
10/20 0	Bowling Green (A)	14 L
10/27 0	Defiance (A)	15 L
11/3 6	Wayne State (A)	13 L
11/9 9	Bluffton (H)	33 L
11/17 0	Michigan "B" Team (H)	33 L

1929 (4-2-1)

Coach: Boni Petcoff

NWO League Co-Champs

UT	Opp.	
9/28 0	Akron (H)	26 L
10/12 7	Findlay (A)	0 W
10/26 0	Bowling Green (H)	0 T
11/2 7	Bluffton (A)	0 W
11/9 17	Wayne State (H)	0 W
11/16 12	Central Michigan (A)	31 L
11/23 25	Defiance (H)	13 W



Season Results (1930-40)

1930 (2-5-1)

Coach: Jim Nicholson

UT	Opp.	
9/27 0 Akron (A)	41	L
10/4 0 Ohio Northern (A)	6	L
10/11 12 Defiance (A)	13	L
10/17 6 Findlay (A)	20	L
10/24 0 Heidelberg (H)	58	L
11/1 0 Bowling Green (A)	0	T
11/8 14 Bluffton (H)	0	W
11/22 18 Wayne State (A)	0	W

1931 No football team - lack of funding

1932 (3-4)

Coach: Jim Nicholson

UT	Opp.	
10/1 18 Capital (H)	0	W
10/8 0 Wayne State (H)	3	L
10/15 0 Heidelberg (A)	12	L
10/22 6 Marietta (H)	0	W
10/28 0 Ohio St. "B" Team (H)	6	L
11/5 6 Bowling Green (A)	12	L
11/12 12 Otterbein	7	W

1933 (4-2-2)

Coach: Jim Nicholson

UT	Opp.	
9/30 2 Capital (A)	7	L
10/7 0 Wayne State (A)	0	T
10/14 29 Defiance (H)	6	W
10/21 12 Kenyon (A)	0	W
10/28 25 Bowling Green (H)	7	W
11/4 6 Heidelberg (H)	6	T
11/11 13 John Carroll (H)	33	L
11/18 12 Otterbein (H)	7	W

1934 (5-3)

Coach: Jim Nicholson

UT	Opp.	
9/29 20 Capital (H)	0	W
10/6 0 Western Reserve (H)	7	L
10/13 19 Louisville (H)	7	W
10/20 40 Kenyon (H)	0	W
10/27 0 Buffalo (A)	8	L
11/3 22 Bowling Green (A)	0	W
11/10 9 Muskingum (A)	0	W
11/23 13 Case (H)	33	L

1935 (6-2-1)

Coach: Jim Nicholson

UT	Opp.	
9/28 0 Capital (H)	6	L
10/5 0 Boston (A)	6	L
10/12 0 Haskell Institute (H)	0	T
10/19 18 Case (A)	7	W
10/26 13 Denison (H)	0	W
11/1 63 Bowling Green (H)	0	W
11/9 41 Louisville (A)	7	W
11/16 19 Buffalo (H)	6	W
11/23 31 Heidelberg (H)	0	W

1936 (2-6)

Coach: Dr. C.W. Spears

UT	Opp.	
10/3 32 Findlay (H)	0	W
10/10 0 Boston (H)	6	L
10/17 6 Denison (A)	9	L
10/24 0 Western Reserve (H)	14	L
10/31 6 Wayne State (H)	9	L
11/7 0 Miami (A)	13	L
11/14 0 Heidelberg (A)	7	L
11/21 50 Otterbein (H)	0	W

1937 (6-3)

Coach: Dr. C.W. Spears

UT	Opp.	
9/27 26 Bluffton (H)	0	W
10/2 19 Georgetown (Ky.) (H)	0	W
10/9 6 Ohio Wesleyan (A)	0	W
10/16 7 Akron (H)	21	L
10/23 13 Miami (H)	7	W
10/30 39 Wayne State (A)	19	W
11/6 12 Dayton (H)	7	W
11/13 0 West Virginia (A)	34	L
11/20 6 Xavier (A)	8	L

1938 (6-3-1)

Coach: Dr. C.W. Spears

UT	Opp.	
9/24 13 West Liberty (H)	0	W
10/1 26 St. Joseph (H)	0	W
10/8 26 Ohio Wesleyan (H)	0	W
10/15 13 Dayton (A)	17	L
10/22 13 Marshall (H)	7	W
10/29 39 Wayne State (A)	20	W
11/5 6 John Carroll (H)	6	T
11/12 7 Akron (A)	13	L
11/24 0 Xavier (A)	13	L
12/2 13 St. Mary's (Tex.) (A)	7	W



The corporate sponsors of the Bowling Green game in 1935 obviously had some influence on the choice of game program covers.

1939 (7-3)

Coach: Dr. C.W. Spears

UT	Opp.	
9/23 39 Valparaiso (H)	0	W
9/30 19 Detroit Tech (H)	6	W
10/7 20 St. Mary's (Tex.) (H)	12	W
10/14 26 North Dakota (H)	7	W
10/20 6 Scranton (A)	7	L
10/28 6 Western Michigan (H)	0	W
11/4 20 John Carroll (A)	0	W
11/11 12 Marshall (A)	14	L
11/18 12 Long Island (H)	13	L
11/23 20 Xavier (A)	0	W

1940 (6-3)

Coach: Dr. C.W. Spears

UT	Opp.	
9/28 21 Detroit Tech (H)	3	W
10/5 34 Davis-Elkins (H)	12	W
10/12 7 Marshall (H)	6	W
10/19 0 Scranton (H)	6	L
10/26 12 Western Michigan (A)	0	W
11/2 33 John Carroll (H)	12	W
11/8 12 Baldwin-Wallace (A)	14	L
11/16 20 Butler (A)	6	W
11/23 7 Long Island (A)	19	L



Action at the Glass Bowl (then Toledo University Stadium) from the 1938 season.





Season Results (1941-54)

1941 (7-4)

Coach: Dr. C.W. Spears

UT	Opp.	
9/27	0	St. Joseph (H)
10/4	55	Detroit Tech (H)
10/11	7	Marshall (A)
10/18	20	John Carroll (A)
10/25	0	Western Michigan (A)
11/2	9	Illinois Wesleyan (A)
NA	39	Camp Shelby (H)
11/8	2	Butler (H)
11/15	27	Baldwin Wallace (H)
11/22	14	Bradley (A)
11/27	22	Jefferson Barracks (A)

1942 (4-4-1)

Coach: Dr. C.W. Spears

UT	Opp.	
9/26	26	Kent State (H)
10/3	26	Illinois Wesleyan (H)*
10/10	0	Western Michigan (H)*
10/16	6	John Carroll (A)
10/24	7	Marshall (H)*
10/31	0	U.S. Coast Guard (H)*
11/7	0	Butler (A)
11/14	12	Youngstown State (A)
11/21	14	Bradley (H)*

*played at Swayne Field

1943-45 - No football-World War II

1946 (6-2-2)

Coach: Bill Orwig

UT	Opp.	
9/28	14	Western Reserve (H)
10/5	42	Case (H)
10/12	14	Marshall (A)
10/19	13	Dayton (H)
10/26	33	Akron (A)
11/2	28	John Carroll (H)
11/11	14	Wayne State (H)
11/16	14	Baldwin Wallace (A)
11/23	7	Wichita St. (A)
12/7	21	Bates (H)%

% First Glass Bowl Game

1947 (9-2)

Coach: Bill Orwig

UT	Opp.	
9/20	40	Great Lakes (H)
9/27	41	Case (H)
10/4	14	John Carroll (H)
10/11	21	Youngstown State (H)
10/18	14	Dayton (A)
10/25	38	Akron (H)
11/1	14	Baldwin-Wallace (H)
11/8	7	Wayne State (A)
11/15	33	South Dakota St. (H)
11/22	13	Canisius (A)
12/6	20	New Hampshire (H)%

% Second Glass Bowl Game

1948 (5-6)

Coach: J.N. Stahley

UT	Opp.	
9/18	42	Bates (H)
9/24	0	Detroit (A)
10/2	20	John Carroll (H)
10/9	6	Bowling Green (H)
10/16	0	Dayton (H)
10/23	21	Springfield (A)
10/30	14	Baldwin-Wallace (H)
11/6	27	Wayne State (H)
11/13	21	Canisius (H)
11/20	28	New Hampshire (A)
12/4	27	Oklahoma City (H)%

% Third Glass Bowl Game

1949 (6-4)

Coach: J.N. Stahley

UT	Opp.	
9/25	26	Loras (H)
10/1	14	John Carroll (H)
10/8	20	Bowling Green (H)
10/15	14	Dayton (A)
10/22	42	Springfield (H)
10/29	48	Oklahoma City (H)
11/5	37	Wayne State (A)
11/12	56	North Dakota (H)
11/19	48	New Hampshire (A)
12/3	13	Cincinnati (H)%

% Fourth Glass Bowl Game

1950 (4-5)

Coach: Robert Snyder

UT	Opp.	
9/24	32	Pittsburgh State (H)
9/30	0	John Carroll (H)
10/7	19	Western Michigan (A)
10/14	13	Dayton (H)
10/21	32	Bradley (A)
10/28	14	Bowling Green (H)
11/4	27	Western Reserve (H)
11/10	7	St. Bonaventure (A)
11/17	56	Wayne State (H)

1951 (6-4)

Coach: Don Greenwood (7), Clair Dunn (3)

UT	Opp.	
9/15	88	Davis-Elkins (H)
9/22	32	Detroit (A)
9/29	6	Western Michigan (H)
10/6	26	John Carroll (H)
10/13	7	Dayton (A)
10/20	32	Marshall (H)
10/27	12	Bowling Green (A)
11/3	13	Ohio (H)
11/10	38	Bradley (H)
11/22	6	Xavier (A)



Lee Pete was the Rockets' quarterback from 1946-49. He went on to become a noted sports radio celebrity in Las Vegas.

1952 (4-5) (1-4 MAC, T-6th)

Coach: Clair Dunn

UT	Opp.	
9/20	6	Eastern Kentucky (H)
9/27	10	Western Reserve (H)
10/4	20	Ohio (A)
10/11	6	John Carroll (H)
10/18	14	Western Michigan (A)
10/25	19	Bowling Green (H)
11/1	13	Miami (A)
11/8	20	Bradley (H)
11/15	24	Youngstown State (A)

1953 (3-6) (2-3 MAC, 4th)

Coach: Clair Dunn

UT	Opp.	
9/19	0	Ohio (H)
9/26	20	Western Reserve (A)
10/3	13	Fort Belvoir (H)
10/10	7	Cincinnati (A)
10/17	19	Western Michigan (H)
10/24	20	Bowling Green (A)
10/31	0	Miami (H)
11/7	27	Bradley (A)
11/14	7	John Carroll (H)

1954 (6-2-1) (3-2 MAC, 4th)

Coach: Forrest England


UT	Opp.	
9/18	27	Muskingum (H)
9/25	7	Western Reserve (H)
10/2	20	Ohio (A)
10/9	7	John Carroll (H)
10/16	19	Western Michigan (A)
10/23	38	Bowling Green (H)
10/30	13	Eastern Kentucky (A)
11/6	47	Baldwin Wallace (H)
11/12	27	Marshall (A)





ROCKET RECORD BOOK

Season Results (1955-66)



Defensive back Jim Gray earned first-team All-MAC honors in 1964.

1955 (3-5-1) (2-4 MAC, 5th)

Coach: Forrest England

UT	Opp.		
9/17	6	Eastern Kentucky (H)	6 T
9/23	12	Detroit (A)	7 W
10/1	13	Ohio (H)	34 L
10/8	0	Miami (A)	47 L
10/15	6	Western Michigan (H)	0 W
10/22	0	Bowling Green (A)	39 L
11/5	0	Kent State (H)	27 L
11/12	27	Marshall (H)	13 W
11/19	13	Louisville (A)	33 L

1956 (1-7-1) (1-5 MAC, 7th)

Coach: Jack Morton

UT	Opp.		
9/15	6	Eastern Kentucky (H)	12 L
9/22	12	Louisville (H)	27 L
9/29	19	Ohio (A)	13 W
10/6	14	Miami (H)	33 L
10/13	15	Western Michigan (A)	26 L
10/20	12	Bowling Green (H)	34 L
11/3	6	Kent State (A)	52 L
11/9	13	Marshall (A)	32 L
11/17	21	Brandeis (H)	21 T

1957 (5-4) (3-2 MAC, 4th)

Coach: Harry Larche

UT	Opp.		
9/21	7	Eastern Kentucky (A)	0 W
9/28	14	Ohio (H)	6 W
10/5	20	Louisville (A)	48 L
10/12	7	Marshall (H)	14 L
10/19	0	Bowling Green (A)	29 L
10/26	27	Western Michigan (H)	16 W
11/2	21	Kent State (H)	7 W
11/9	7	Xavier (A)	20 L
11/16	33	Muskingum (H)	7 W

1958 (4-5) (1-4 MAC, 6th)

Coach: Harry Larche

UT	Opp.		
9/20	19	Eastern Kentucky (H)	2 W
9/27	6	Ohio (A)	13 L
10/4	13	Louisville (H)	7 W
10/11	12	Marshall (A)	35 L
10/18	16	Bowling Green (H)	31 L
10/25	21	Western Michigan (A)	6 W
11/1	6	Kent State (A)	32 L
11/8	8	Xavier (H)	34 L
11/15	21	Youngstown State (H)	8 W

1959 (2-6-1) (0-6 MAC, 7th)

Coach: Harry Larche

UT	Opp.		
9/19	20	Eastern Kentucky (H)	2 W
9/26	7	Ohio (H)	36 L
10/3	26	Baldwin-Wallace (H)	20 W
10/10	13	Marshall (H)	20 L
10/17	21	Bowling Green (A)	51 L
10/24	14	Western Michigan (H)	24 L
10/31	7	Kent State (H)	14 L
11/7	7	Miami (A)	25 L
11/12	8	Youngstown State (A)	8 T

1960 (2-7) (0-6 MAC, 7th)

Coach: Clive Rush

UT	Opp.		
9/17	34	Youngstown State (H)	30 W
9/24	7	Ohio (A)	48 L
10/1	0	Marshall (A)	14 L
10/8	25	Hillsdale (H)	31 L
10/15	3	Bowling Green (H)	14 L
10/22	3	Western Michigan (A)	7 L
10/29	13	Kent State (A)	18 L
11/5	13	Miami (H)	30 L
11/12	28	Bradley (H)	0 W

1961 (3-7) (2-4 MAC, 5th)

Coach: Clive Rush

UT	Opp.		
9/16	7	Wichita St. (H)	12 L
9/23	6	Ohio (H)	10 L
9/30	12	Youngstown State (A)	14 L
10/7	33	Marshall (H)	6 W
10/14	6	Bowling Green (A)	17 L
10/21	0	Western Michigan (H)	7 L
10/28	31	Kent State (H)	22 W
11/4	14	Miami (A)	40 L
11/11	22	Bradley (A)	28 L
11/18	15	Temple (A)	14 W

1962 (3-6) (1-5 MAC, 6th)

Coach: Clive Rush

UT	Opp.		
9/15	14	South Dakota St. (H)	25 L
9/22	0	Ohio (A)	31 L
10/6	42	Marshall (A)	12 W
10/13	13	Bowling Green (H)	28 L
10/20	0	Western Michigan (A)	21 L
10/27	18	Kent State (A)	20 L

11/3	12	Miami (H)	21 L
11/10	13	Temple (H)	0 W
11/17	21	Tulsa (A)	18 W

1963 (2-7) (1-5 MAC, T-6th)

Coach: Frank Lauterbur

UT	Opp.		
9/21	19	Dayton (A)	22 L
9/28	14	Villanova (H)	18 L
10/5	18	Marshall (A)	19 L
10/12	18	Ohio (H)	17 W
10/19	20	Bowling Green (A)	22 L
10/26	7	Western Michigan (H)	18 L
11/2	0	Kent State (H)	20 L
11/9	8	Miami (A)	40 L
11/16	14	Southern Illinois (H)	0 W

1964 (2-8) (1-5 MAC, 7th)

Coach: Frank Lauterbur

UT	Opp.		
9/19	6	Villanova (H)	22 L
9/25	6	Detroit (A)	22 L
10/3	0	Marshall (H)	13 L
10/10	12	Ohio (A)	21 L
10/17	14	Bowling Green (H)	31 L
10/24	21	Western Michigan (A)	13 W
10/31	11	Kent State (A)	14 L
11/7	14	Miami (H)	35 L
11/14	27	Southern Illinois (A)	8 W
11/21	16	Tulsa (H)	39 L

1965 (5-5) (2-4 MAC, T-5th)

Coach: Frank Lauterbur

UT	Opp.		
9/18	9	Villanova (A)	7 W
9/25	9	Quantico Marines (H)	0 W
10/2	0	Marshall (A)	14 L
10/9	21	Ohio (H)	7 W
10/16	14	Bowling Green (A)	21 L
10/23	0	Western Michigan (H)	3 L
10/30	7	Kent State (H)	3 W
11/6	16	Miami (A)	20 L
11/13	7	Xavier (A)	14 L
11/20	21	Dayton (H)	7 W

1966 (2-7-1) (1-5 MAC, T-6th)

Coach: Frank Lauterbur

UT	Opp.		
9/17	9	Xavier (H)	0 W
9/24	11	Villanova (A)	20 L
10/1	23	Marshall (H)	7 W
10/8	6	Ohio (A)	21 L
10/15	13	Bowling Green (H)	14 L
10/22	13	Western Michigan (A)	14 L
10/29	20	Kent State (A)	28 L
11/5	12	Miami (H)	24 L
11/12	14	Quantico Marines (H)	14 T
11/19	16	Dayton (A)	20 L



Season Results (1967-75)

1967 (9-1) (5-1 MAC, T-1st)

Coach: Frank Lauterbur

MAC Co-Champions

UT	Opp.	W/L
9/16 14	Ohio (H)	20 L
9/23 24	Xavier (A)	7 W
9/30 14	Marshall (A)	7 W
10/14 33	Bowling Green (A)	0 W
10/14 35	Western Michigan (H)	9 W
10/28 14	Kent State (H)	13 W
11/4 24	Miami (A)	14 W
11/11 35	Northern Illinois (H)	0 W
11/18 21	Dayton (H)	7 W
11/23 52	Villanova (H)	6 W

1968 (5-4-1) (3-2-1 MAC, T-3rd)

Coach: Frank Lauterbur

UT	Opp.	W/L
9/14 31	Richmond (H)	14 W
9/21 45	Villanova (A)	21 W
9/28 35	Marshall (H)	12 W
10/5 31	Ohio (A)	40 L
10/12 0	Bowling Green (H)	0 T
10/19 30	Western Michigan (A)	6 W
10/26 28	Kent State (A)	12 W
11/2 17	Miami (H)	21 L
11/9 10	Xavier (H)	20 L
11/16 3	Dayton (A)	10 L

1969 (11-0) (5-0 MAC, 1st)

Coach: Frank Lauterbur

MAC Champions

Tangerine Bowl Champs

UT	Opp.	W/L
9/20 45	Villanova (H)	18 W
9/27 38	Marshall (A)	13 W
10/4 34	Ohio (H)	9 W
10/11 27	Bowling Green (A)	26 W
10/18 38	Western Michigan (H)	13 W
10/25 43	Kent State (H)	17 W
11/1 14	Miami (A)	10 W
11/8 35	Northern Illinois (A)	21 W
11/15 20	Dayton (H)	0 W
11/22 35	Xavier (A)	0 W
12/26 56	Davidson%	33 W

% Tangerine Bowl



Quarterback Chuck Ealey led Toledo to undefeated seasons in 1969, 1970 and 1971.

1970 (12-0) (5-0 MAC, 1st)

Coach: Frank Lauterbur

MAC Champions

Tangerine Bowl Champs

UT	Opp.	W/L
9/12 35	East Carolina (H)	2 W
9/19 27	Buffalo (A)	6 W
9/26 52	Marshall (H)	3 W
10/3 42	Ohio (A)	7 W
10/10 20	Bowling Green (H)	0 W
10/17 20	Western Michigan (A)	0 W
10/24 34	Kent State (A)	17 W
10/31 14	Miami (H)	13 W
11/7 45	Northern Illinois (H)	7 W
11/14 31	Dayton (A)	7 W
11/21 24	Colorado State (H)	14 W
12/28 40	William & Mary%	12 W

% Tangerine Bowl

1971 (12-0) (5-0 MAC, 1st)

Coach: Jack Murphy

MAC Champions

Tangerine Bowl Champs

UT	Opp.	W/L
9/11 45	East Carolina (A)	0 W
9/18 10	Villanova (H)	7 W
9/25 23	Texas-Arlington (A)	0 W
10/2 31	Ohio (H)	28 W
10/9 24	Bowling Green (A)	7 W
10/16 35	Western Michigan (H)	24 W
10/23 35	Dayton (H)	7 W
10/30 45	Miami (A)	6 W
11/6 23	Northern Illinois (A)	8 W
11/13 43	Marshall (A)	0 W
11/20 41	Kent State (H)	6 W
12/28 28	Richmond%	3 W

% Tangerine Bowl

1972 (6-5) (2-3 MAC, T-4th)


Coach: Jack Murphy

UT	Opp.	W/L
9/9 0	Tampa (A)	21 L
9/16 16	Eastern Michigan (A)	0 W
9/23 38	Texas-Arlington (H)	24 W
9/30 22	Ohio (A)	38 L
10/7 8	Bowling Green (H)	19 L
10/14 20	Western Michigan (A)	13 W
10/21 20	Dayton (A)	17 W
10/28 35	Miami (H)	21 W
11/4 7	Northern Illinois (H)	30 L
11/11 21	Marshall (H)	0 W
11/28 9	Kent State (A)	27 L

1973 (3-8) (1-4 MAC, T-5th)

Coach: Jack Murphy

UT	Opp.	W/L
9/15 25	Tampa (A)	35 L
9/22 23	Central Michigan (H)	21 W
9/29 35	Ohio (H)	8 W
10/6 35	Bowling Green (A)	49 L
10/13 22	Western Michigan (H)	24 L
10/20 14	Dayton (H)	10 W



Mel Long and the Toledo defense held opponents to seven points or fewer in 17 of 24 games in 1970 and 1971.

10/27 0	Miami (A)	16 L
11/3 14	Colorado State (A)	21 L
11/10 14	Marshall (A)	17 L
11/17 16	Kent State (H)	52 L
11/24 31	Xavier (A)	35 L

1974 (6-5) (3-2 MAC, T-2nd)

Coach: Jack Murphy

UT	Opp.	W/L
9/14 13	Tampa (A)	47 L
9/21 0	Villanova (H)	7 L
9/28 19	Ohio (A)	16 W
10/5 24	Bowling Green (H)	19 W
10/12 31	Western Michigan (A)	24 W
10/19 38	Dayton (A)	27 W
10/26 22	Miami (H)	38 L
11/2 44	Northern Illinois (H)	14 W
11/9 45	Marshall (H)	15 W
11/16 14	Kent State (A)	35 L
11/23 12	Eastern Michigan (H)	28 L

1975 (5-6) (4-4 MAC, 5th)

Coach: Jack Murphy

UT	Opp.	W/L
9/6 32	Western Carolina (H)	31 W
9/13 28	Ball State (A)	38 L
9/20 10	Villanova (A)	14 L
9/27 27	Central Michigan (H)	34 L
10/4 13	Dayton (H)	24 L
10/11 17	Bowling Green (A)	34 L
10/18 25	Western Michigan (N)	7 W
10/25 14	Ohio (H)	10 W
11/1 21	Miami (A)	35 L
11/8 24	Northern Illinois (A)	22 W
11/22 33	Kent State (H)	28 W





Season Results (1976-84)

1976 (3-8) (2-6 MAC, 7th)

Coach: Jack Murphy

UT	Opp.	Result
9/11 14	Massachusetts (A)	28 L
9/18 7	Central Michigan (A)	9 L
9/25 14	Ball State (H)	27 L
10/2 8	Ohio (A)	34 L
10/9 28	Bowling Green (H)	29 L
10/16 21	Western Michigan (A)	34 L
10/23 14	Dayton (A)	17 L
10/30 24	Miami (H)	9 W
11/6 17	Northern Illinois (H)	2 W
11/13 29	Marshall (H)	8 W
11/20 9	Kent State (A)	35 L

1977 (2-9) (2-7 MAC, 9th)

Coach: Chuck Stobart

UT	Opp.	Result
9/10 3	Ball State (H)	43 L
9/17 9	East Carolina (H)	22 L
9/24 0	Marshall (A)	24 L
10/1 7	Eastern Michigan (A)	17 L
10/8 13	Bowling Green (A)	21 L
10/15 7	Western Michigan (H)	28 L
10/22 31	Ohio (H)	29 W
10/29 3	Miami (A)	27 L
11/5 27	Northern Illinois (A)	9 W
11/12 0	Central Michigan (H)	44 L
11/19 12	Kent State (H)	23 L

1978 (2-9) (2-7 MAC, 9th)

Coach: Chuck Stobart

UT	Opp.	Result
9/9 0	Marshall (H)	17 L
9/16 12	Minnesota (A)	38 L
9/23 0	Ball State (A)	20 L
9/30 12	Eastern Michigan (H)	17 L
10/7 27	Bowling Green (H)	45 L
10/14 7	Western Michigan (A)	17 L
10/21 28	Ohio (A)	14 W
10/28 7	Miami (H)	28 L
11/4 3	Central Michigan (A)	27 L
11/11 35	Northern Illinois (H)	16 W
11/18 13	Kent State (A)	17 L

1979 (7-3-1) (7-1-1 MAC, 2nd)

Coach: Chuck Stobart

UT	Opp.	Result
9/8 14	Marshall (A)	31 L
9/15 31	Ball State (H)	14 W
9/22 0	Arizona State (A)	49 L
9/29 37	Eastern Michigan (A)	7 W
10/6 23	Bowling Green (A)	17 W
10/13 17	Western Michigan (H)	0 W
10/20 21	Ohio (H)	13 W
10/27 24	Miami (A)	21 W
11/3 7	Central Michigan (H)	7 T
11/10 10	Northern Illinois (A)	28 L
11/17 29	Kent State (H)	3 W

1980 (4-7) (3-6 MAC, T-8th)

Coach: Chuck Stobart

UT	Opp.	Result
9/13 17	McNeese State (H)	20 L
9/20 7	Ball State (A)	27 L
9/27 49	Eastern Michigan (H)	7 W
10/4 10	Central Michigan (A)	14 L
10/11 6	Bowling Green (H)	17 L
10/18 7	Western Michigan (A)	17 L
10/25 9	Ohio (A)	24 L
11/1 17	Miami (H)	14 W
11/8 13	Northern Illinois (H)	6 W
11/15 38	Marshall (A)	10 W
11/22 14	Kent State (A)	34 L

1981 (9-3) (8-1 MAC, 1st)

Coach: Chuck Stobart

MAC Champions		
California Bowl Champs		
UT	Opp.	Result
9/12 6	Louisville (A)	31 L
9/19 40	Ball State (H)	0 W
9/26 24	East Carolina (A)	28 L
10/3 21	Ohio (H)	14 W
10/10 42	Eastern Michigan (A)	7 W
10/17 17	Central Michigan (H)	3 W
10/24 0	Bowling Green (A)	38 L
10/31 17	Miami (H)	10 W
11/7 28	Western Michigan (A)	14 W
11/14 17	Kent State (H)	0 W
11/21 31	Northern Illinois (A)	0 W
12/19 27	San Jose State%	25 W

% California Bowl

1982 (6-5) (5-4 MAC, T-5th)

Coach: Dan Simrell

UT	Opp.	Result
9/4 9	Northern Illinois (H)	3 W
9/11 31	Ball State (A)	14 W
9/18 17	Marshall (H)	9 W
9/25 27	Wisconsin (A)	36 L
10/2 14	Ohio (A)	17 L
10/9 20	Eastern Michigan (H)	19 W
10/16 12	Central Michigan (A)	16 L
10/23 24	Bowling Green (H)	10 W
10/30 17	Miami (A)	21 L
11/6 10	Western Michigan (H)	17 L
11/13 3	Kent State (A)	0 W

1983 (9-2) (7-2 MAC, T-2nd)

Coach: Dan Simrell

UT	Opp.	Result
9/10 45	Massachusetts (H)	13 W
9/17 31	Richmond (A)	6 W
9/24 43	Ball State (H)	7 W
10/1 31	Ohio (H)	0 W
10/8 6	Bowling Green (A)	3 W
10/15 10	Miami (H)	9 W
10/22 37	Eastern Michigan (A)	9 W
10/29 37	Kent State (H)	34 W
11/5 20	Western Michigan (A)	16 W
11/12 10	Northern Illinois (A)	26 L
11/19 8	Central Michigan (H)	34 L

1984 (9-2-1) (7-1-1 MAC, 1st)

Coach: Dan Simrell

MAC Champions		
California Bowl Champs		
UT	Opp.	Result
9/8 20	Ball State (A)	2 W
9/22 38	Eastern Illinois (H)	17 W
9/29 16	Ohio (A)	16 T
10/6 17	Bowling Green (H)	6 W
10/13 10	Miami (A)	7 W
10/20 17	Eastern Michigan (H)	7 W
10/27 6	Kent State (A)	17 L
11/3 17	Western Michigan (H)	13 W
11/10 13	Northern Illinois (H)	7 W
11/17 14	Central Michigan (A)	7 W
11/30 6	Temple (A)	35 L
12/15 13	UNLV%	30 W*

% California Bowl

*Game forfeited to UT because of the use of ineligible players by UNLV



Tony Lee's 41-yard field goal with 15 seconds left gave Toledo a 27-25 win over San Jose State in the 1981 California Bowl.





Season Results (1985-94)

1985 (4-7) (3-6 MAC, T-6th)
Coach: Dan Simrell

UT	Opp.		
9/7	10	Arizona (A)	23 L
9/21	22	Wichita State (A)	15 W
9/28	19	Ball State (H)	23 L
10/5	10	Eastern Michigan (A)	21 L
10/12	14	Miami (H)	26 L
10/19	3	Northern Illinois (A)	16 L
10/26	24	Ohio (H)	10 W
11/2	13	Western Michigan (A)	18 L
11/9	10	Central Michigan (H)	7 W
11/16	0	Bowling Green (A)	21 L
11/23	10	Kent State (H)	7 W

1986 (7-4) (5-3 MAC, T-2nd)
Coach: Dan Simrell

UT	Opp.		
8/30	0	Florida State (A)	24 L
9/6	16	Kent State (A)	18 L
9/13	30	Wichita State (H)	13 W
9/27	10	Ball State (A)	27 L
10/4	23	Eastern Michigan (H)	18 W
10/11	8	Miami (A)	24 L
10/18	29	Northern Illinois (H)	28 W
10/25	24	Ohio (A)	21 W
11/1	28	Western Michigan (H)	7 W
11/8	26	Central Michigan (A)	14 W
11/15	22	Bowling Green (H)	3 W

1987 (3-7-1) (3-4-1 MAC, T-6th)
Coach: Dan Simrell

UT	Opp.		
9/5	12	Temple (H)	13 L
9/12	21	Ball State (H)	17 W
9/19	17	Ohio (H)	12 W
10/3	14	Western Michigan (A)	21 L
10/10	5	Northern Illinois (A)	41 L
10/17	6	Bowling Green (A)	20 L
10/24	37	Miami (H)	25 W
10/31	13	Kent State (A)	17 L
11/5	9	Eastern Michigan (H)	38 L
11/14	17	Central Michigan (A)	17 T
11/21	14	Miami (FL) (A)	24 L

1988 (6-5) (4-4 MAC, 6th)
Coach: Dan Simrell

UT	Opp.		
9/3	3	Ball State (A)	13 L
9/10	9	Western Michigan (H)	31 L
9/17	19	McNeese State (A)	46 L
9/24	34	Bowling Green (H)	5 W
10/1	14	Ohio (A)	24 L
10/8	33	Northern Illinois (H)	20 W
10/15	38	Austin Peay (H)	14 W
10/22	20	Miami (A)	7 W
10/29	35	Kent State (H)	28 W
11/5	19	Eastern Michigan (A)	20 L
11/12	20	Central Michigan (H)	13 W

1989 (6-5) (6-2 MAC, T-2nd)
Coach: Dan Simrell

UT	Opp.		
9/2	27	Ohio (H)	18 W
9/16	10	Wisconsin (A)	23 L
9/23	29	Ball State (H)	22 W
9/30	12	Indiana (A)	32 L
10/7	14	Eastern Michigan (A)	31 L
10/14	23	Bowling Green (A)	27 L
10/21	17	Miami (H)	14 W
10/28	47	Kent State (A)	42 W
11/4	19	Western Michigan (H)	18 W
11/11	27	Northern Illinois (A)	39 L
11/18	29	Central Michigan (H)	6 W

1990 (9-2) (7-1 MAC, T-1st)
Coach: Nick Saban
MAC Co-Champions


UT	Opp.		
9/8	20	Miami (A)	14 W
9/15	23	Northern Illinois (H)	14 W
9/22	28	Ball State (A)	16 W
9/29	27	Ohio (A)	20 W
10/6	37	Eastern Michigan (H)	23 W
10/13	19	Bowling Green (H)	13 W
10/20	12	Central Michigan (A)	13 L
10/27	28	Kent State(H)	14 W
11/3	37	Western Michigan (A)	9 W
11/10	10	Navy (H)	14 L
11/17	43	Arkansas St. (H)	28 W

1991 (5-5-1) (4-3-1 MAC, T-3rd)
Coach: Gary Pinkel

UT	Opp.		
9/7	7	Kansas (H)	30 L
9/21	23	Western Michigan (A)	13 W
9/28	16	Central Michigan (H)	16 T
10/5	17	Ohio (H)	13 W
10/12	0	Washington (A)	48 L
10/19	21	Bowling Green (A)	24 L
10/26	24	Miami (H)	7 W
11/2	13	Kent (A)	14 L
11/9	3	Ball State (H)	9 L
11/16	21	Eastern Michigan (A)	14 W
11/23	42	Northern Illinois (H)	21 W

1992 (8-3) (5-3 MAC, T-3rd)
Coach: Gary Pinkel

UT	Opp.		
9/5	49	Arkansas St. (H)	0 W
9/12	20	Akron (A)	23 L
9/19	33	Purdue (A)	29 W
9/26	9	Central Michigan (A)	28 L
10/10	21	Western Michigan (H)	12 W
10/17	9	Bowling Green (H)	10 L
10/24	20	Miami (A)	17 W
10/31	32	Kent State (H)	17 W
11/7	10	Ball State (A)	9 W
11/14	41	Eastern Michigan (H)	0 W
11/21	25	Northern Illinois (A)	8 W



Wasean Tait rushed for 2,090 yards in 1995, leading Toledo to an 11-0-1 record.

1993 (4-7) (3-5 MAC, T-7th)
Coach: Gary Pinkel

UT	Opp.		
9/4	0	Indiana (A)	27 L
9/18	49	Southern Illinois (H)	28 W
9/25	28	Ohio (H)	10 W
10/2	10	Bowling Green (A)	17 L
10/9	30	Ball State (A)	31 L
10/16	19	Miami (H)	22 L
10/23	24	Cincinnati (H)	31 L
10/30	45	Kent State (A)	27 W
11/6	7	Central Michigan (H)	38 L
11/13	26	Western Michigan (A)	39 L
11/19	14	Eastern Michigan (H)	0 W

1994 (6-4-1) (4-3-1 MAC, 6th)
Coach: Gary Pinkel

UT	Opp.		
9/3	20	Indiana State (H)	17 W
9/10	17	Purdue (A)	51 L
9/17	47	Liberty (H)	37 W
10/1	31	Ohio (A)	6 W
10/8	24	Ball State (H)	24 T
10/15	16	Bowling Green (H)	31 L
10/22	48	Akron (A)	25 W
10/29	48	Kent State (H)	14 W
11/5	27	Central Michigan (A)	45 L
11/12	37	Western Michigan (H)	34 W
11/19	37	Eastern Michigan (A)	40 L





Season Results (1995-2002)

1995 (11-0-1) (7-0-1 MAC, 1st)

Coach: Gary Pinkel

MAC Champions

	UT	Opp.		
9/9	41	E. Tennessee St. (H)	20	W
9/14	31	Western Michigan (A)	21	W
9/23	49	Nevada (A)	35	W
9/30	45	Cincinnati (A)	31	W
10/7	17	Ball State (H)	14	W
10/14	28	Miami (A)	28	T
10/21	35	Bowling Green (A)	16	W
10/28	34	Eastern Michigan (H)	28	W
11/4	19	Central Michigan (A)	7	W
11/11	41	Akron (H)	7	W
11/18	31	Ohio (H)	20	W
12/14	40	Nevada%	37	W (OT)

% Las Vegas Bowl

1996 (7-4) (6-2 MAC, T-2nd)

Coach: Gary Pinkel

	UT	Opp.		
9/7	6	Indiana (H)	40	L
9/14	27	Akron (A)	10	W
9/21	24	Eastern Michigan (A)	7	W
9/28	31	Weber State (H)	24	W
10/5	24	Bowling Green (H)	16	W
10/19	20	Louisiana Tech (A)	61	L
10/26	10	W. Michigan (H) (OT)	7	W
11/2	7	Miami (H)	27	L
11/9	23	Central Michigan (H)	20	W
11/16	14	Ball State (A)	24	L
11/23	24	Ohio (A)	23	W

1997 (9-3)(7-1 MAC, 1st-West)

Coach: Gary Pinkel

MAC West Champions

	UT	Opp.		
9/6	36	Purdue (H)	22	W
9/13	38	Eastern Michigan (H)	35	W
9/20	23	Western Michigan (A)	13	W
9/27	31	Nevada (H)	13	W
10/11	41	Central Michigan (A)	10	W
10/18	41	Northern Illinois (H)	14	W
10/25	35	Bowling Green (A)	20	W
11/1	35	Miami (H)	28	W
11/8	3	Ball State (A)	35	L
11/15	42	Akron (H)	10	W
11/22	17	Central Florida (A)	34	L
12/5	14	Marshall (A)#	34	L

#MAC Championship Game

1998 (7-5) (6-2 MAC, 1st-West)

Coach: Gary Pinkel

MAC West Champions

	UT	Opp.		
9/5	24	Temple (H)	12	W
9/12	0	Ohio State (A)	49	L
9/19	35	Western Michigan (H)	7	W
9/26	14	Miami (A)	28	L
10/3	24	Central Florida (H)	31	L
10/10	27	Ball State (H)	6	W
10/17	24	Bowling Green (H)	16	W
10/24	24	Akron (A)	17	W
10/31	16	Northern Illinois (A)	3	W
11/14	17	Central Michigan (H)	14	W
11/21	7	Eastern Michigan (A)	10	L
12/4	17	Marshall (A)#	23	L

MAC Championship Game

1999 (6-5) (5-3 MAC, T-2nd-West)

Coach: Gary Pinkel

	UT	Opp.		
9/2	12	Syracuse (H)	35	L
9/18	23	Ball State (A)	10	W
9/25	24	Massachusetts (H)	3	W
10/2	23	Bowling Green (A)	34	L
10/9	47	Kent State (H)	7	W
10/14	13	Marshall (A)	38	L
10/23	13	Eastern Michigan (H)	20	L
10/30	17	Louisiana Tech (H)	34	L
11/6	32	Central Michigan (A)	13	W
11/13	44	Northern Illinois (H)	14	W
11/20	45	Western Michigan (H)	21	W

2000 (10-1) (6-1 MAC, T-1st-West)

Coach: Gary Pinkel

MAC West Co-Champions

	UT	Opp.		
9/2	24	Penn State (A)	6	W
9/9	51	Weber State (H)	0	W
9/16	31	Eastern Illinois (H)	26	W
9/23	14	Western Michigan (A)	21	L
9/30	41	Central Michigan (H)	0	W
10/7	42	Eastern Michigan (A)	14	W
10/14	42	Marshall (H)	0	W
10/28	35	Navy (A)	14	W
11/4	38	Northern Illinois (A)	24	W
11/11	31	Ball State (H)	3	W
11/22	51	Bowling Green (H)	17	W

2001 (10-2) (5-2 MAC, T-1st-West)

Coach: Tom Amstutz

MAC Champions

Motor City Bowl Champs

	UT	Opp.		
8/30	38	Minnesota (H)	7	W
9/8	33	Temple (A)	7	W
9/22	52	Central Michigan (A)	28	W
9/29	41	Northern Illinois (H)	20	W
10/6	48	Ohio (A)	41	W
10/20	20	Ball State (A)	24	L
10/27	21	Navy (H)	20	W
11/6	41	Western Michigan (H)	35	W
11/17	28	Eastern Michigan (H)	7	W
11/23	21	Bowling Green (A)	56	L
11/30	41	Marshall (H)#	36	W
12/29	23	Cincinnati%	16	W

MAC Championship Game

% Motor City Bowl



The Rockets celebrate after dominating Penn State, 24-6, in Happy Valley in 2000. Toledo held the Nittany Lions to just 166 yards of total offense.

2002 (9-5) (7-1 MAC, T-1st-West)

Coach: Tom Amstutz

MAC West Co-Champions

	UT	Opp.		
8/29	44	Cal Poly (H)	16	W
9/7	65	Eastern Michigan (A)	13	W
9/14	21	Minnesota (A)	31	L
9/21	38	UNLV (H)	21	W
9/28	19	Pittsburgh (A)	37	L
10/12	37	Ball State (H)	17	W
10/19	27	Central Florida (A)	24	W
10/26	13	Miami (H)	27	L
11/9	44	Central Michigan (H)	17	W
11/16	42	Western Michigan (A)	21	W
11/23	33	Northern Illinois (A)	30	W
11/30	42	Bowling Green (H)	24	W
12/7	45	Marshall (A)#	49	L
12/26	25	Boston College%	51	L

MAC Championship Game

% Motor City Bowl





Season Results (2003-10)

2003 (8-4) (6-2 MAC, T-2nd-West)

Coach: Tom Amstutz

UT	Opp.			
8/29	18 UNLV (A)	28	L	
9/6	49 Liberty (H)	3	W	
9/12	24 Marshall (A)	17	W	
9/20	35 Pittsburgh (H)	31	W	
9/27	7 Syracuse (A)	34	L	
10/11	49 Eastern Michigan (H)	14	W	
10/18	31 Central Michigan (A)	13	W	
10/25	14 Ball State (A)	38	L	
11/1	56 Buffalo (H)	29	W	
11/15	49 Northern Illinois (H)	30	W	
11/22	34 Western Michigan (H)	17	W	
11/29	23 Bowling Green (A)	31	L	

2004 (9-4) (7-1 MAC, T-1st-West)

Coach: Tom Amstutz

MAC Champions

UT	Opp.			
9/4	21 Minnesota (A)	63	L	
9/11	14 Kansas (A)	63	L	
9/18	42 Eastern Michigan (A)	32	W	
9/25	45 Temple (H)	17	W	
10/2	52 Ball State (H)	14	W	
10/9	59 Western Michigan (A)	33	W	
10/16	31 Ohio (H)	13	W	
10/23	27 Central Michigan (H)	22	W	
11/2	16 Miami (A)	23	L	
11/9	31 Northern Illinois (A)	17	W	
11/23	49 Bowling Green (H)	41	W	
12/2	35 Miami#	27	W	
12/27	10 Connecticut%	39	L	

MAC Championship Game

% Motor City Bowl

2005 (9-3) (6-2 MAC, T-1st-West)

Coach: Tom Amstutz

MAC West Co-Champions

UT	Opp.			
9/1	62 Western Illinois (H)	14	W	
9/10	56 Western Michigan (H)	23	W	
9/17	42 Temple (A)	17	W	
9/27	14 Fresno State (A)	44	L	
10/8	30 Eastern Michigan (H)	3	W	
10/15	34 Ball State (A)	14	W	
10/22	38 Buffalo (H)	15	W	
10/29	17 Central Michigan (A)	21	L	
11/4	30 Ohio (A)	21	W	
11/16	17 Northern Illinois (H)	35	L	
11/22	44 Bowling Green (A)	41	W (ZOT)	
12/21	45 UTEP %	13	W	

% GMAC Bowl

2006 (5-7) (3-5 MAC, 5th-West)

Coach: Tom Amstutz

UT	Opp.			
8/31	43 Iowa State (A)	45	L (3OT)	
9/9	10 Western Michigan (A)	31	L	
9/15	37 Kansas (H)	31	W (ZOT)	
9/23	41 McNeese State (H)	7	W	
9/30	3 Pittsburgh (A)	45	L	
10/7	20 Central Michigan (H)	42	L	
10/14	14 Kent State (A)	40	L	
10/21	13 Eastern Michigan (A)	17	L	
10/28	35 Akron (H)	20	W	
11/7	17 Northern Illinois (A)	13	W	
11/14	17 Ball State (H)	20	L	
11/21	31 Bowling Green (H)	21	W	

2007 (5-7) (3-5 MAC, T-4th-West)

Coach: Tom Amstutz

UT	Opp.			
9/1	24 Purdue (H)	52	L	
9/8	31 Central Michigan (A)	52	L	
9/15	13 Kansas (A)	45	L	
9/22	36 Iowa State (H)	35	W	
9/29	28 Western Michigan (H)	42	L	
10/6	35 Liberty (H)	34	W	
10/13	33 Buffalo (A)	43	L	
10/20	43 Ohio (H)	40	W	
10/27	70 Northern Illinois (H)	21	W	
11/3	52 Eastern Michigan (H)	28	W	
11/13	20 Ball State (A)	41	L	
11/23	10 Bowling Green (A)	37	L	

2008 (3-9) (2-6 MAC, 5th-West)

Coach: Tom Amstutz

UT	Opp.			
9/6	16 Arizona (A)	41	L	
9/13	41 Eastern Michigan (A)	17	W	
9/20	54 Fresno State (H)	55	L (ZOT)	
9/27	16 Flor. International (H)	35	L	
10/4	0 Ball State (H)	31	L	
10/11	13 Michigan (A)	10	W	
10/18	7 Northern Illinois (A)	38	L	
10/25	23 Central Michigan (H)	24	L	
11/5	30 Akron (A)	47	L	
11/15	17 Western Michigan (A)	27	L	
11/21	42 Miami (H)	14	W	
11/28	10 Bowling Green (H)	38	L	

2009 (5-7) (3-5 MAC, 4th-West)

Coach: Tim Beckman

UT	Opp.			
9/5	36 Purdue (A)	52	L	
9/11	54 Colorado (H)	38	W	
9/19	0 Ohio State (N)	38	L	
9/26	41 Flor. International (A)	31	W	
10/3	37 Ball State (A)	30	W	
10/10	26 Western Michigan (H)	58	L	
10/17	20 Northern Illinois (H)	19	W	
10/24	24 Temple (H)	40	L	
10/31	24 Miami (A)	31	L	
11/11	28 Central Michigan (A)	56	L	
11/20	47 Eastern Michigan (H)	21	W	
11/27	24 Bowling Green (A)	38	L	

2010 (8-5) (7-1 MAC, 2nd-West)

Coach: Tim Beckman

UT	Opp.			
9/3	2 Arizona (H)	41	L	
9/11	20 Ohio (A)	13	W	
9/18	37 Western Michigan (A)	24	W	
9/25	31 Purdue (A)	20	W	
10/2	15 Wyoming (H)	20	L	
10/9	14 Boise State (A)	57	L	
10/16	34 Kent State (H)	21	W	
10/23	31 Ball State (H)	24	W	
10/30	42 Eastern Michigan (A)	7	W	
11/9	30 Northern Illinois (A)	65	L	
11/17	33 Bowling Green (H)	14	W	
11/26	42 Central Michigan (H)	31	W	
12/26	32 FIU%	34	L	

% Little Caesars Pizza Bowl



Aaron Opelt and the Rockets defeated Michigan in the Big House, 13-10, in 2008.





Season Results (2011-15)

2011 (9-4) (7-1 MAC, T-1st-West)

Coach: Tim Beckman/Matt Campbell

MAC West Co-Champions

UT	Opp.	Score	Result
9/1	58 New Hampshire (H)	22	W
9/10	22 Ohio State (A)	27	L
9/16	15 Boise State (H)	40	L
9/24	30 Syracuse (A)	33	L
10/1	36 Temple (A)	13	W
10/8	54 Eastern Michigan (H)	16	W
10/15	28 Bowling Green (A)	21	W
10/22	49 Miami (H)	28	W
11/1	60 Northern Illinois (H)	63	L
11/8	66 Western Michigan (H)	63	W
11/18	44 Central Michigan (A)	17	W
11/25	45 Ball State (A)	28	W
12/28	42 Air Force%#	41	W

% Military Bowl

Game coached by Matt Campbell

2014 (9-4) (7-1 MAC, T-1st-West)

Coach: Matt Campbell

MAC West Co-Champions

UT	Opp.	Score	Result
8/30	54 New Hampshire (H)	20	W
9/6	24 Missouri (H)	49	L
9/12	34 Cincinnati (A)	58	L
9/20	34 Ball State (H)	23	W
9/27	42 Central Michigan (H)	28	W
10/4	20 Western Michigan (A)	19	W (OT)
10/11	30 Iowa State (A)	37	L
10/25	42 Massachusetts (H)	35	W
11/4	30 Kent State (A)	20	W
11/11	24 Northern Illinois (A)	27	L
11/19	27 Bowling Green (H)	20	W
11/28	52 Eastern Michigan (A)	16	W
1/4	63 Arkansas State%	44	W

% GoDaddy Bowl



Bernard Reedy caught three touchdown passes and was named MVP in Toledo's 42-41 win over Air Force at the 2011 Military Bowl.

2012 (9-4) (6-2 MAC, T-2nd-West)

Coach: Matt Campbell

UT	Opp.	Score	Result
9/1	17 Arizona (A)	24	L (OT)
9/8	34 Wyoming (A)	31	W
9/15	27 Bowling Green (H)	15	W
9/22	38 Coastal Carolina (H)	28	W
9/29	37 Western Michigan (A)	17	W
10/6	50 Central Michigan (H)	35	W
10/13	52 Eastern Michigan (A)	47	W
10/20	29 Cincinnati (H)	23	W
10/27	25 Buffalo (A)	20	W
11/6	27 Ball State (H)	34	L
11/14	24 Northern Illinois (A)	31	L
11/20	35 Akron (H)	23	W
12/15	15 Utah State%	41	L

% Famous Idaho Potato Bowl

2015 (10-2) (6-2 MAC, T-1st-West)

Coach: Matt Campbell/Jason Candle

MAC West Co-Champions

UT	Opp.	Score	Result
9/12	16 Arkansas (A)	12	W
9/19	30 Iowa State (H)	23	W
9/26	37 Arkansas State (H)	7	W
10/3	24 Ball State (A)	10	W
10/10	38 Kent State (H)	7	W
10/17	63 Eastern Michigan (H)	20	W
10/24	51 UMass (H)	35	W
11/3	27 Northern Illinois (H)	32	L
11/10	28 Central Michigan (A)	23	W
11/17	44 Bowling Green (A)	28	W
11/27	30 Western Michigan	35	L
12/22	32 Temple	17	W

% Marmot Boca Raton Bowl

2013 (7-5) (5-3 MAC, T-3rd-West)

Coach: Matt Campbell

UT	Opp.	Score	Result
8/31	6 Florida (A)	24	L
9/7	23 Missouri (A)	38	L
9/14	33 Eastern Washington (H)	21	W
9/21	38 Central Michigan (A)	17	W
9/28	24 Ball State (A)	31	L
10/5	47 Western Michigan (H)	20	W
10/19	45 Navy (H)	44	W (2OT)
10/26	28 Bowling Green (A)	25	W
11/2	55 Eastern Michigan (H)	16	W
11/12	51 Buffalo (H)	41	W
11/20	17 Northern Illinois (H)	35	L
11/29	29 Akron (A)	31	L



Kareem Hunt was named Most Valuable Player in the 2015 GoDaddy Bowl, thanks to 271 yards rushing and five touchdowns.





Season Results (2016-22)

2016 (9-4) (6-2 MAC, 2nd-West) Coach: Jason Candle

UT	Opp.			
9/2	31	Arkansas State (A)	10	W
9/10	45	Maine (H)	3	W
9/17	52	Fresno State (H)	17	W
9/30	53	Brigham Young (A)	55	L
10/8	35	Eastern Michigan (A)	20	W
10/15	42	Bowling Green (H)	35	W
10/22	31	Central Michigan (H)	17	W
10/27	26	Ohio (H)	31	L
11/2	48	Akron (A)	17	W
11/9	31	Northern Illinois (A)	24	W
11/16	37	Ball State (H)	19	W
11/25	35	Western Michigan (A)	55	L
12/17	28	Appalachian State%	31	L

% Raycom Media Camellia Bowl

2017 (11-3) (7-1 MAC, 1st-West) Coach: Jason Candle

MAC Champions				
UT	Opp.			
8/31	47	Elon (H)	13	W
9/9	37	Nevada (A)	24	W
9/16	54	Tulsa (H)	51	W
9/23	30	Miami (Fla.) (A)	52	L
10/7	20	Eastern Michigan (H)	15	W
10/14	30	Central Michigan (A)	10	W
10/21	48	Akron (H)	21	W
10/26	58	Ball State (A)	17	W
11/2	27	Northern Illinois (H)	17	W
11/8	10	Ohio (A)	38	L
11/15	66	Bowling Green (A)	37	W
11/24	37	Western Michigan (H)	10	W
12/2	45	Akron #	28	W
12/23	0	Appalachian State%	34	L

MAC Championship Game
% Dollar General Bowl

2018 (7-6) (5-3 MAC, T-2nd-West) Coach: Jason Candle

UT	Opp.			
9/1	66	VMI (H)	3	W
9/15	24	Miami (Fla.) (H)	49	L
9/22	63	Nevada (H)	44	W
9/29	27	Fresno State (A)	49	L
10/6	52	Bowling Green (H)	36	W
10/13	26	Eastern Michigan (A)	28	L
10/20	17	Buffalo (H)	31	L
10/25	51	Western Michigan (A)	24	W
10/31	45	Ball State (H)	13	W
11/7	15	Northern Illinois (A)	38	L
11/15	56	Kent State (A)	34	W
11/23	51	Central Michigan (H)	13	W
12/21	32	FIU %	35	L

% Makers Wanted Bahamas Bowl

2019 (6-6) (3-5 MAC, T-5th-West) Coach: Jason Candle

UT	Opp.			
8/31	24	Kentucky (A)	38	L
9/14	45	Murray State (H)	0	W
9/21	41	Colorado State (A)	35	W
9/18	28	BYU (H)	21	W
10/5	31	Western Michigan (H)	24	W
10/12	7	Bowling Green (A)	20	L
10/19	14	Ball State (A)	52	L
10/26	37	Eastern Michigan (H)	34	W
11/5	35	Kent State (H)	33	W
11/13	28	Northern Illinois (H)	31	L
11/20	30	Buffalo (A)	49	L
11/29	7	Central Michigan (A)	49	L

2020 (4-2) (4-2 MAC, T-2nd-West) Coach: Jason Candle

UT	Opp.			
11/4	38	Bowling Green (H)	3	W
11/11	38	Western Michigan (A)	41	L
11/18	45	Eastern Michigan (A)	28	W
11/28	24	Ball State (H)	27	L
12/05	41	Northern Illinois (A)	24	W
12/12	24	Central Michigan (H)	23	W

2021 (7-6) (5-3 MAC, 3rd-West) Coach: Jason Candle

UT	Opp.			
9/4	49	Norfolk State (H)	10	W
9/11	29	Notre Dame (A)	32	L
9/18	6	Colorado State (H)	22	L
9/25	22	Ball State (A)	12	W
10/2	45	UMass (A)	7	W
10/9	20	Northern Illinois (H)	22	L
10/16	23	Central Michigan (A)	26	L
10/23	34	Western Michigan (H)	15	W
11/2	49	Eastern Michigan (H)	52	L
11/10	49	Bowling Green (A)	17	W
11/16	35	Ohio (A)	23	W
11/27	49	Akron (H)	14	W
12/17	24	Middle Tennessee %	31	L

% Bahamas Bowl

2022 (9-5) (5-3 MAC, 1st-West) Coach: Jason Candle

UT	Opp.			
9/1	37	LIU (H)	0	W
9/10	55	UMass (H)	10	W
9/17	21	Ohio State (A)	77	L
9/24	14	San Diego State (A)	17	L
10/1	38	Central Michigan (H)	17	W
10/8	52	Northern Illinois (A)	32	W
10/15	52	Kent State (H)	31	W
10/22	27	Buffalo (A)	34	L
10/29	27	Eastern Michigan (A)	24	W
11/8	28	Ball State (H)	21	W
11/15	35	Bowling Green (H)	42	L
11/25	14	Western Michigan (A)	20	L
12/3	17	Ohio #	7	W
12/20	21	Liberty %	19	W

MAC Championship Game



The Rockets celebrate their 17-7 victory over Ohio in the 2022 MAC Championship Game.





All-Time Record/Polls

ALL-TIME RECORD

First year of varsity football.....	1917
Total number of seasons played.....	101
Years without football at UT.....	1931-43-44-45
Total games played.....	1,042
Total wins.....	570
Total losses.....	448
Total ties.....	24
Winning percentage.....	55.9%
MAC games played.....	516
MAC wins.....	293
MAC losses.....	216
MAC ties.....	7
MAC winning percentage.....	57.5%

RECORD BY DECADE

1917-19.....	3-8-0 (.273)
1920-29.....	30-40-4 (.432)
1930-39.....	41-31-5 (.565)
1940-49.....	43-25-3 (.627)
1950-59.....	38-49-4 (.440)
1960-69.....	44-52-2 (.459)
1970-79.....	58-53-1 (.522)
1980-89.....	63-47-2 (.571)
1990-99.....	72-38-3 (.650)
2000-09.....	73-49-0 (.598)
2010-19.....	85-43-0 (.664)
2020-22.....	20-13-0 (.606)
Total.....	570-448-24 (.559)



The Rockets won nearly two-thirds of their games in the 2010's.

TOLEDO IN THE NATIONAL POLLS

2015

Oct. 4	#24 AP
Oct. 11	#22 AP, #25 USA Today
Oct. 18	#19 AP, #20 USA Today
Oct. 25	#20 AP, #20 USA Today
Nov. 1	#20 AP, #20 USA Today, #24 CFP
Nov. 22	#24 AP, #24 CFP

2012

Nov. 4	#23 AP
--------	--------

2001

Sep. 23	#25 AP
Sep. 30	#23 AP
Oct. 14	#25 AP
Dec. 2	#25 AP
Dec. 9	#25 AP
Final	#22 USA Today/ESPN, #23 AP

2000

Nov. 26	#25 (AP)
Dec. 3	#25 (AP), #25 (USA Today/ESPN)

1997

Oct. 20	#24 (AP), #24 (USA Today/ESPN)
Oct. 27	#22 (AP), #22 (USA Today/ESPN)
Nov. 3	#18 (AP), #20 (USA Today/ESPN)

1995

Nov. 21	#25 (AP)
Nov. 28	#25 (AP)
Dec. 5	#25 (AP)
Final	#24 (AP), #24 (USA Today/CNN)

1971

Sept. 20	#19 (AP)
Oct. 4	#20 (AP)
Oct. 11	#17 (AP)
Oct. 18	#14-T (AP)
Oct. 25	#15 (AP)
Nov. 1	#14 (AP)
Nov. 8	#14 (AP)
Nov. 15	#13 (AP)
Nov. 22	#14 (AP)
Nov. 29	#13 (AP)
Dec. 6	#14 (AP)
Final	#13 (UPI), #14 (AP)

1970

Oct. 19	#19-T (AP)
Nov. 2	#15 (AP)
Nov. 9	#16 (AP)
Nov. 16	#15 (AP)
Nov. 23	#15 (AP)
Nov. 30	#14 (AP)
Dec. 7	#15 (AP)
Final	#12 (AP), #17-T (UPI)

1969

Nov. 17	#20 (AP)
Nov. 24	#20 (AP)
Dec. 1	#20 (AP)
Dec. 8	#20 (AP)



Phillip Ely and the Rockets were ranked as high as No. 19 in 2015.

NOTE: Weekly coaches poll information not available for some years.
 USA Today = Coaches poll
 UPI = Coaches poll
 CFP = College Football Playoff





Record vs. Ranked Teams

TOLEDO VS. RANKED TEAMS

All-Time Record: 9-20

Home: 5-3 Road: 2-15 Neutral: 2-2

Ranking	Opponent	Year	Result
No. 1 (AP/USA)	at Ohio State	1998	L, 49-0
No. 3 (UPI/AP)	at Miami (Fla.)	1987	L, 24-14
No. 3 (UPI/AP)	at Washington	1991	L, 48-0
No. 3 (AP/Coaches)	at Ohio State	2022	L, 77-21
No. 4 (AP/USA)	at Boise State	2010	L, 57-14
No. 4 (AP/USA)	Boise State	2011	L, 40-15
No. 7 (USA)/No. 8 (AP)	at Notre Dame	2021	L, 32-29
No. 9 (AP)/No. 11 (USA)	Pittsburgh	2003	W, 35-31
No. 10 (AP/USA)	at Florida	2013	L, 24-6
No. 10 (UPI)/No. 11 (AP)	at Florida State	1986	L, 24-0
No. 11 (USA/AP)	vs. Ohio State#	2009	L, 38-0
No. 14 (AP)/No. 21(CP)	Western Michigan	2016	L, 55-35
No. 14 (AP/14 USA)	Miami (Fla.)	2017	L, 52-30
No. 15 (AP/USA)	at Ohio State	2011	L, 27-22
No. 15 (AP)/No. 16 (USA)	at Marshall	1999	L, 38-13
No. 16 (AP)/No. 19 (USA)	N. Illinois	2013	L, 35-17
No. 16 (AP), No. 17 (USA)	Utah State&	2012	L, 41-15
No. 18 (USA)/No. 20 (AP)	Marshall	2001	W, 41-36
No. 18 (USA)/No. 21 (AP)	Cincinnati	2012	W, 29-23
No. 18 (AP)/No. 18 (USA)	at Arkansas	2015	W, 16-12
No. 20 (UPI)	vs. San Jose State*	1981	W, 27-25
No. 20 (USA)/No. 21 (AP)	Miami (Fla.)	2018	L, 49-24
No. 21 (AP/USA)	N. Illinois	2003	W, 49-30
No. 22 (USA)/No. 25 (AP)	Missouri	2014	L, 49-24
No. 22 (AP)/No. 25 (USA)	at Bowling Green	2003	L, 31-23
No. 22 (USA)	at N. Illinois	2004	W, 31-17
No. 23 (USA)/No. 25 (AP)	at Minnesota	2004	L, 63-21
No. 24 (USA)	Bowling Green	2004	W, 49-41
No. 24 (AP/USA)	Temple^	2015	W, 32-17
No. 3 (AP/USA)	Ohio State	2022	L, 77-21



Damion Jones-Moore rushed for 68 yards and one touchdown to help Toledo knock off No. 18 Arkansas in Little Rock in 2015.

* California Bowl & Famous Idaho Potato Bowl ^Marmot Boca Raton Bowl
at Cleveland Browns Stadium
AP - Associated Press media poll
USA - USA Today coaches poll UPI - United Press International coaches poll

LARGEST TOLEDO COMEBACKS

Deficit	Opponent	Date	Largest Deficit	Time/Q	UT Took Lead/Tied	Time/Q	Final Score
24	Western Carolina (H)	9-6-75	24-0	0:35/2nd	24-24	6:43/4th	UT 32, WCU 31
23	Marshall (H)	11-30-01	23-0	14:57/2nd	32-29	4:28/3rd	UT 41, Marshall 36
21	Western Michigan (H)	11-12-94	21-0	0:02/1st	37-34	3:05/4th	UT 37, WMU 34
21	Tulsa (H)	9-16-17	28-7	5:01/2nd	51-48	8:04/4th	UT 54, Tulsa 51
21	Kent State (H)	10-15-22	28-7	14:56/2nd	31-31	8:43/3rd	UT 52, KSU 31
20	Bowling Green (H)	11-23-04	27-7	11:54/3rd	28-27	2:20/3rd	UT 49, BGSU 41
18	UMass (A)	10-24-15	28-10	8:23/2nd	31-28	1:56/3rd	UT 51, UMass 35
17	Northern Illinois (A)	11-23-02	17-0	13:57/2nd	20-17	7:57/2nd	UT 33, NIU 30
17	Ball State (H)	10-23-10	17-0	1:43/1st	17-17	0:00/2nd	UT 31, BSU 24
16	Ohio (A)	9-29-84	16-0	9:50/4th	16-16	6:01/4th	UT 16, Ohio 16

LARGEST OPPONENT COMEBACKS

Lead	Opponent	Date	Largest Lead	Time/Q	Opp. Took Lead/Tied	Time/Q	Final Score
27	Ball State (A)	10-9-93	30-3	4:10/3rd	31-30	0:00/4th	BSU 31, UT 30
18	Bowling Green (A)	10-6-73	35-17	0:45/2nd	36-35	1:26/3rd	BGSU 49, UT 35
17	Buffalo (A)	10-22-22	27-10	6:03/3rd	31-27	8:06/4th	UB 34, UT 27
17	Florida International (N)	12-26-10	24-7	9:44/3rd	28-24	7:34/4th	FIU 34, UT 32
17	Eastern Michigan (A)	11-19-94	17-0	2:20/1st	34-30	5:46/4th	EMU 40, UT 37
14	Bowling Green (H)	10-9-76	14-0	0:10/1st	23-21	2:52/4th	BGSU 29, UT 28
14	Villanova (H)	9-28-63	14-0	11:52/2nd	18-14	1:33/3rd	VU 18, UT 14
14	Central Michigan (H)	10-7-06	14-0	14:57/2nd	21-14	0:20/2nd	CMU 42, UT 20





Attendance Records

LARGEST CROWDS IN THE GLASS BOWL (25,000 +)

1. 36,852 vs. Navy (2001)
2. 36,502 vs. Northern Illinois (2001)
3. 34,900 vs. Marshall (2000)
4. 34,950 vs. Minnesota (2001)
5. 33,040 vs. Indiana State (1994)
6. 32,781 vs. Weber State (2000)
7. 31,981 vs. Bowling Green (2004)
8. 31,711 vs. Pittsburgh (2003)
9. 31,458 vs. Bowling Green (1994)
10. 31,369 vs. Bowling Green (1982)
11. 30,147 vs. Bowling Green (2016)
12. 29,968 vs. East Tennessee St. (1995)
13. 29,761 vs. Bowling Green (1990)
14. 28,905 vs. Boise State (2011)
15. 28,531 vs. Bowling Green (2000)
16. 28,117 vs. Miami (Fla.) (2018)
17. 28,115 vs. Bowling Green (2012)
18. 27,991 vs. Bowling Green (1998)
19. 27,900 vs. Syracuse (1999)
20. 27,831 vs. Eastern Michigan (2001)
21. 27,800 vs. Eastern Michigan (1997)
22. 27,318 vs. Eastern Illinois (2000)
23. 26,913 vs. Bowling Green (1984)
24. 26,700 vs. Purdue (1997)
25. 26,350 vs. Nevada (1997)
26. 26,214 vs. Western Michigan (1998)
27. 26,104 vs. Eastern Michigan (1995)
28. 26,100 vs. Bowling Green (1996)
- 26,100 vs. Purdue (2007)
30. 26,050 vs. UNLV (2002)
31. 25,926 vs. Ball State (2002)
32. 25,908 vs. Temple (2015)
33. 25,907 vs. Arizona (2010)
34. 25,745 vs. Liberty (1994)
35. 25,724 vs. Temple (1998)
36. 25,571 vs. Central Michigan (1979)
37. 25,540 vs. Indiana (1996)
38. 25,361 vs. Murray State (2019)
39. 25,331 vs. Bowling Green (2002)
40. 25,303 vs. Miami (1983)
41. 25,266 vs. Eastern Michigan (2005)
42. 25,213 vs. Miami (1997)
43. 25,199 vs. Central Michigan (1991)

LARGEST CROWDS ON THE ROAD

1. 107,267 at Michigan (2008)
2. 105,398 at Ohio State (2022)
3. 105,016 at Ohio State (2011)
4. 94,296 at Penn State (2000)
5. 93,149 at Ohio State (1998)
6. 83,604 at Florida (2013)
7. 73,317 at Wisconsin (1982)
8. 72,266 at Washington (1991)
9. 71,727 vs. Ohio State (2009) (at Cleveland*)
10. 68,756 at Arizona State (1979)
11. 62,230 at Brigham Young (2016)
12. 62,009 at Notre Dame (2021)
13. 56,785 at Missouri (2013)
14. 54,610 at Kentucky (2019)
15. 53,891 at Florida State (1986)
16. 52,552 vs. Connecticut (2004 Motor City Bowl)
17. 52,281 at Iowa State (2014)
18. 51,872 vs. Boston College (2002 Motor City Bowl)
19. 50,939 at Arizona (2008)
20. 49,591 at Arkansas (2015) (at Little Rock)

**Toledo was the designated home team for this game at Browns Stadium in Cleveland.*



UNBREAKABLE RECORD?

Extra bleachers were brought into the north end zone of the Glass Bowl on a regular basis to accommodate overflow crowds in 2001, including a then MAC-record 36,852 vs. Navy in 2001. Since that season, however, stricter fire regulations have been imposed that prevent bleachers from being brought onto the field, making it impossible for UT to ever break its home attendance record in the current configuration of the Glass Bowl.





Attendance Records

TOLEDO HOME ATTENDANCE BY SEASON

Year	Total	G	Avg.	MAC Rank	Year	Total	G	Avg.
2022	117,339	6	19,557	1	1989	94,374	5	18,875
2021	110,617	6	18,436	1	1988	103,057	6	17,176
2020	N/A	3	N/A	NA	1987	92,761	5	18,552
2019	122,393	6	20,399	1	1986	95,012	5	19,002
2018	149,462	7	21,352	1	1985	80,818	5	16,164
2017	124,470	6	20,745	1	1984	106,839	5	21,368
2016	123,766	6	20,627	3	1983	128,960	6	21,493
2015	125,051	6	20,841	2	1982	123,040	5	24,608
2014	117,286	6	19,547	3	1981	102,960	5	20,592
2013	110,803	6	18,467	4	1980	95,595	5	19,119
2012	123,309	6	20,552	3	1979	98,890	5	19,778
2011	132,941	6	22,157	1	1978	71,695	5	14,339
2010	116,000	6	19,333	2	1977	68,592	6	11,432
2009#	153,151	6	25,525	1	1976	58,869	5	11,774
2008	102,046	6	17,008	6	1975	76,370	5	15,274
2007	130,675	7	18,668	4	1974	89,052	6	14,842
2006	121,863	6	20,311	3	1973	62,156	5	12,431
2005	109,086	5	21,817	2	1972	78,361	5	15,672
2004	119,771	5	23,954	2	1971	98,360	5	19,672
2003	131,517	6	21,919	3	1970	93,120	6	15,520
2002	143,791	6	23,965	2	1969	75,282	5	15,056
2001	180,083	6	30,014	1	1968	69,455	5	13,891
2000	163,359	6	27,227	2	1967	84,455	6	14,076
1999	129,999	7	18,571		1966	66,484	5	13,297
1998	133,080	6	22,180		1965	52,910	5	10,582
1997	140,518	6	23,420		1964	47,617	5	9,523
1996	124,603	6	20,767		1963	47,062	5	9,412
1995	115,249	5	23,050		1962	34,377	4	8,594
1994	153,400	6	25,567		1961	36,900	5	7,380
1993	99,100	6	16,517		1960	35,000	5	7,000
1992	95,334	5	19,067		1959	24,700	6	4,117
1991	117,322	6	19,554		1958	28,500	4	7,125
1990	136,926	6	22,820					

Includes home game at Browns Stadium

LARGEST SEASON AVERAGES

1. 30,014 (2001)
2. 27,227 (2000)
3. 25,567 (1994)
4. 25,525 (2009) #
5. 24,608 (1982)
6. 23,965 (2002)
7. 23,954 (2004)
8. 23,050 (1995)
9. 23,420 (1997)
10. 22,820 (1990)

Includes home game at Browns Stadium





Team Records - Season

OFFENSE

SCORING/TDS

Most Points Scored

1. 2011 42.2 (549 in 13 games)
2. 2018 40.4 (525 in 13 games)
3. 2016 38.0 (494 in 13 games)
4. 2014 36.6 (476 in 13 games)
5. 2000 36.4 (400 in 11 games)

Fewest Points Scored

1. 1925 3.1 (28 in 9 games)
2. 1955 8.6 (77 in 9 games)
3. 1942 10.1 (91 in 9 games)
4. 1977 10.2 (112 in 11 games)
5. 1965 10.4 (104 in 10 games)

Touchdowns Scored

1. 2011 72 (13 games)
2. 2018 69 (13 games)
3. 2002 66 (14 games)
4. 2016 65 (13 games)
5. 2017 62 (14 games)

Fewest Touchdowns Scored

1. 1925 4 (9 games)
2. 1955 12 (9 games)
3. 1965 14 (10 games)
- 1942 14 (9 games)
5. 1977 15 (11 games)

Most Touchdown Passes

1. 2016 46 (13 games)
2. 2011 34 (13 games)
3. 2022 31 (14 games)
4. 2005 30 (12 games)
5. 2003 29 (12 games)

Most Rushing Touchdowns

1. 1995 38 (12 games)
- 2002 38 (14 games)
3. 2014 35 (13 games)
4. 2001 32 (12 games)
- 2011 32 (13 games)

Most Touchdowns Rushing/Passing

1. 2011 66 (13 games)
2. 2016 63 (13 games)
- 2002 63 (14 games)
4. 2018 62 (13 games)
5. 2017 60 (14 games)

TOTAL OFFENSE

Total Offense (Yardage)

1. 2016 517.7 (6,731 in 13 games)
2. 2020 494.0 (2,964 in 6 games)
3. 2014 490.5 (6,377 in 13 games)
4. 2017 483.9 (6,775 in 14 games)
5. 2011 481.3 (6,257 in 13 games)

FIRST DOWNS

First Downs

1. 2020 26.8 (161 in 6 games)
2. 2014 24.6 (321 in 13 games)
2. 2016 24.2 (315 in 13 games)
3. 2002 24.1 (338 in 14 games)
4. 2003 23.9 (287 in 12 games)
5. 2005 23.8 (285 in 12 games)
- 2011 23.8 (309 in 13 games)

First Downs Rushing

1. 1981 13.3 (160 in 12 games)
- 1995 13.3 (160 in 12 games)
3. 1994 13.2 (145 in 11 games)
4. 2000 12.5 (138 in 11 games)
- 2014 12.5 (162 in 13 games)

First Downs Passing

1. 2020 14.0 (84 in 6 games)
2. 2016 12.9 (168 in 13 games)
3. 2003 12.8 (153 in 12 games)
4. 2009 12.3 (148 in 12 games)
5. 2002 11.9 (166 in 14 games)
5. 1997 11.8 (142 in 12 games)

RUSHING

Rushing Attempts

1. 1961 59.7 (597 in 10 games)
2. 1981 57.0 (684 in 12 games)
3. 1978 54.5 (599 in 11 games)
4. 1990 54.2 (596 in 11 games)
5. 1995 51.5 (618 in 12 games)

Net Yards Rushing

1. 1981 260.2 (3,122 in 12 games)
2. 2014 256.4 (3,333 in 13 games)
3. 2000 253.8 (2,792 in 11 games)
4. 1949 253.8 (2,284 in 9 games)
5. 1995 249.8 (2,997 in 12 games)

Fewest Rushes Allowed (minimum 9 games)

1. 2000 33.2 (365 in 11 games)
2. 2014 33.2 (431 in 13 games)
3. 2011 33.7 (438 in 13 games)
4. 2001 33.8 (405 in 12 games)
5. 2012 34.2 (445 in 13 games)

Fewest Rush Yards Allowed (minimum 9 games)

1. 2000 81.5 (897 in 11 games)
2. 1984 98.4 (1,181 in 12 games)
3. 2001 98.5 (1,182 in 12 games)
4. 1983 103.8 (1,142 in 11 games)
5. 1970 104.8 (1,257 in 12 games)

PASSING

Most Passing Yardage

1. 2020 325.8 (1,009 in 6 games)
2. 2016 322.7 (4,196 in 13 games)
3. 2004 298.4 (3,879 in 13 games)
4. 2017 279.0 (3,919 in 14 games)
5. 2009 278.5 (3,342 in 12 games)

Most Passes Attempted

1. 2009 37.0 (445 in 12 games)
2. 1997 36.5 (438 in 12 games)
- 2020 36.5 (219 in 6 games)
4. 2003 35.3 (423 in 12 games)
5. 2004 34.5 (449 in 13 games)

Most Passes Completed

1. 2003 24.8 (298 in 12 games)
2. 2020 23.8 (143 in 6 games)
3. 2004 23.7 (308 in 13 games)
4. 2009 22.5 (271 in 12 games)
5. 2011 22.4 (291 in 13 games)

Fewest Passes Completed (minimum 9 games)

1. 1954 4.2 (38 in 9 games)
2. 1955 4.3 (39 in 9 games)
3. 1978 4.4 (48 in 11 games)
4. 1960 4.7 (42 in 9 games)
5. 1953 4.9 (44 in 9 games)

Highest Completion Percentage (minimum 100 att.)

1. 2003 .704 (298-423)
2. 2002 .698 (309-443)
3. 2004 .686 (308-449)
4. 2011 .685 (291-425)
5. 2001 .656 (233-355)

Passes Had Intercepted

1. 1953 3.2 (29 in 9 games)
2. 1950 2.2 (20 in 9 games)
3. 1956 2.1 (19 in 9 games)
- 1959 2.1 (19 in 9 games)
- 1989 2.1 (19 in 9 games)

DEFENSE

SCORING/TDS

Fewest Points Allowed

1. 1935 3.6 (32 in 9 games)
2. 1939 5.9 (59 in 10 games)
3. 1970 7.3 (88 in 12 games)
4. 1971 8.0 (96 in 12 games)
5. 1938 8.3 (83 in 10 games)
- 1967 8.3 (83 in 10 games)

Fewest Touchdowns Allowed

1. 1935 5 (9 games)
2. 1939 9 (10 games)
3. 1967 12 (10 games)
4. 1940 13 (9 games)
- 1970 13 (12 games)

Most Points Allowed

1. 2007 39.2 (470 in 12 games)
2. 2009 37.7 (452 in 12 games)
3. 1953 33.9 (305 in 9 games)
4. 2019 32.2 (386 in 12 games)
5. 2011 31.7 (412 in 13 games)

Most Touchdowns Allowed

1. 2007 64 (12 games)
2. 2009 60 (12 games)
3. 2011 56 (13 games)
4. 2018 54 (13 games)
5. 2004 51 (14 games)
- 2014 51 (13 games)

Fewest Rushing TDs Allowed

1. 1984 4 (11 games)
2. 1935 5 (9 games)
3. 2020 6 (6 games)
4. 1969 8 (11 games)
- 1992 8 (11 games)

Most Rushing TDs Allowed

1. 2009 33 (12 games)
2. 2007 31 (12 games)
- 2018 31 (13 games)
- 2019 31 (12 games)
4. 1977 27 (11 games)
- 2002 27 (14 games)
- 2010 27 (13 games)

Fewest Passing TDs Allowed

1. 1935 0 (9 games)
- 1939 0 (10 games)
- 1940 0 (9 games)
4. 1970 1 (12 games)
5. 1971 2 (12 games)

Most Passing TDs Allowed

1. 2014 37 (13 games)
2. 2011 34 (13 games)
3. 2007 31 (12 games)
4. 2009 26 (12 games)
5. 2012 26 (13 games)

TOTAL DEFENSE

Total Defense (Fewest Yards)

1. 1971 164.6 (1,975 in 12 games)
2. 1965 181.7 (1,817 in 10 games)
3. 1970 185.8 (2,044 in 11 games)
4. 1967 198.4 (1,984 in 10 games)
5. 1952 217.1 (1,954 in 9 games)

RUSHING

Fewest Rush Yards Allowed (minimum 9 games)

1. 2000 81.5 (897 in 11 games)
2. 1984 98.4 (1,181 in 12 games)
3. 2001 98.5 (1,182 in 12 games)
4. 1965 111.9 (1,119 in 10 games)
5. 1952 114.6 (1,031 in 9 games)

PASSING

Most Completions Allowed

1. 2012 23.8 (309 in 13 games)
2. 2015 23.5 (279 in 12 games)
3. 2014 22.5 (293 in 13 games)
4. 2011 22.0 (286 in 13 games)
5. 2010 21.9 (285 in 13 games)

Fewest Completions Allowed (minimum 9 games)

1. 1957 4.8 (44 in 9 games)
2. 1955 5.2 (47 in 9 games)
3. 1959 5.9 (53 in 9 games)
4. 1976 6.9 (76 in 11 games)
5. 1977 7.9 (87 in 11 games)

Most Pass Yards Allowed

1. 2014 291.7 (3,792 in 13 games)
2. 2012 290.1 (3,781 in 13 games)
3. 2011 268.8 (3,494 in 13 games)
4. 2015 259.7 (3,116 in 12 games)
5. 2019 257.25 (3,087 in 12 games)

Fewest Pass Yards Allowed (minimum 9 games)

1. 1965 69.8 (698 in 10 games)
2. 1966 70.4 (704 in 10 games)
3. 1959 83.8 (754 in 9 games)

SACKS/TACKLES FOR LOSS

Most Sacks

1. 2021 39
2. 1992 37
3. 1984 35
- 2000 35
5. 2022 34

Most Tackles For Loss

1. 2000 114
2. 1992 105
3. 2022 95
4. 2001 90
- 2018 90

Records include bowl games
Minimum 6 games played





Team Records - Season

TURNOVERS

Most Turnovers Forced

- 1979 4.2 (46 in 11 games)
- 1970 3.7 (44 in 12 games)
- 1961 3.7 (37 in 10 games)
- 1983 3.4 (37 in 11 games)
- 2000 2.8 (31 in 11 games)

Most Turnovers

- 1977 3.2 (35 in 11 games)
- 1975 3.2 (35 in 11 games)
- 1973 3.2 (35 in 11 games)
- 5 Teams Tied With 3.1

Best Turnover Ratio

- 2000 +3.44 (31/9)
- 1995 +3.17 (38/12)
- 1983 +2.31 (37/16)
- 1979 +2.30 (46/20)
- 1954 +2.24 (38/17)

INTERCEPTIONS

Pass Interceptions

- 1970 2.2 (26 in 12 games)
- 1981 2.1 (25 in 12 games)
- 1983 2.1 (23 in 11 games)
- 1969 2.0 (22 in 11 games)
- 1984 1.8 (22 in 12 games)

Interception Return Yards

- 1960 31.4 (283 in 9 games)
- 1981 26.1 (313 in 12 games)
- 2006 25.8 (284 in 12 games)
- 1999 23.6 (260 in 11 games)
- 2000 22.8 (251 in 11 games)

FUMBLES

Most Fumbles Recovered

- 1979 2.5 (28 in 11 games)
- 1961 2.4 (24 in 10 games)
- 1973 2.1 (23 in 11 games)
- 1972 1.9 (21 in 11 games)
- 1971 1.8 (22 in 12 games)

Most Fumbles

- 1958 5.1 (46 in 9 games)
- 1977 3.8 (42 in 11 games)
- 1973 3.5 (38 in 11 games)
- 1976 3.5 (38 in 11 games)
- 1978 3.5 (38 in 11 games)

Most Fumbles Lost

- 1977 2.5 (27 in 11 games)
- 1951 2.2 (22 in 10 games)
- 1968 2.1 (21 in 10 games)
- 1975 2.1 (23 in 11 games)
- 1974 1.8 (20 in 11 games)

Fewest Fumbles (minimum 9 games)

- 1995 0.8 (10 in 12 games)
- 2016 0.8 (11 in 13 games)
- 2021 1.0 (13 in 13 games)
- 2011 1.1 (14 in 13 games)
- 2000 1.1 (12 in 11 games)

Fewest Fumbles Lost (minimum 6 games)

- 1991 4 (11 games)
- 2015 4 (12 games)
- 2021 4 (13 games)
- 2000 5 (11 games)
- 2016 5 (13 games)

SPECIAL TEAMS

PUNTING

Most Punts

- 1979 7.8 (86 in 11 games)
- 1977 7.4 (81 in 11 games)
- 1980 6.7 (74 in 11 games)
- 1978 6.7 (74 in 11 games)
- 1998 6.5 (78 in 12 games)

Punting Average

- 2007 45.2
- 2003 42.9
- 2019 42.7
- 1996 42.6
- 2006 41.1

Net Punting Average

- 2003 40.7
- 1996 40.1
- 2007 39.5
- 2019 38.7
- 1968 38.3
- 2016 38.3

* Beginning in 2005, touchbacks counted against net punting avg.

Punt Returns

- 1967 4.2 (42 in 10 games)
- 1971 3.8 (46 in 12 games)
- 1998 3.5 (42 in 12 games)
- 1984 3.0 (36 in 12 games)
- 1997 3.0 (36 in 12 games)

Punt Return Yardage/Game

- 1967 38.2 (382 in 10 games)
- 2018 36.5 (474 in 13 games)
- 1969 33.3 (366 in 11 games)
- 2002 33.3 (466 in 14 games)
- 1997 30.8 (369 in 12 games)

Punt Return Average

- 2003 16.0 (20/321)
- 2002 14.6 (32/466)
- 2018 13.2 (36/474)
- 2011 12.0 (20/240)
- 1963 11.6 (23/266)

KICKOFF RETURNS

Kickoff Returns

- 2016 6.69 (87 in 13 games)
- 2009 6.00 (72 in 12 games)
- 2007 5.33 (64 in 12 games)
- 2008 5.17 (62 in 12 games)
- 2011 4.32 (56 in 13 games)

Kickoff Return Yardage/Game

- 2009 127.5 (1527 in 12 games)
- 2010 117.5 (1527 in 13 games)
- 2008 105.5 (1266 in 12 games)
- 2007 100.9 (1211 in 12 games)
- 2012 90.0 (1170 in 13 games)

Best Kickoff Return Average

- 1968 25.5 (30/764)
- 2010 25.4 (58/1471)
- 2021 24.9 (36/898)
- 1993 22.7 (43/975)
- 2012 22.1 (53/1170)

FIELD GOALS

Most Field Goals

- 1992 1.9 (21 in 11 games)
- 2012 1.8 (24 in 13 games)
- 2013 1.6 (19 in 12 games)
- 2015 1.6 (19 in 12 games)
- 1990 1.6 (18 in 11 games)
- 1999 1.6 (18 in 11 games)

Best Field Goal Percentage

- 2005 100.0 (13-13)
- 2007 100.0 (13-13)
- 2013 95.0 (19-20)
- 2004 90.0 (9-10)
- 1988 88.2 (15-17)

PENALTIES

Most Penalties

- 2021 10.0 (130 in 13 games)
- 2020 9.6 (58 in 6 games)
- 1951 9.3 (93 in 10 games)
- 2001 8.6 (103 in 12 games)
- 2009 8.1 (97 in 12 games)

Fewest Penalties

- 1980 3.8 (42 in 11 games)
- 1986 3.8 (42 in 11 games)
- 1983 4.0 (44 in 11 games)
- 1999 4.0 (44 in 11 games)
- 1968 4.6 (46 in 10 games)

Most Yards Penalized

- 2021 90.2 (1172 in 13 games)
- 1951 83.6 (836 in 10 games)
- 2001 80.0 (960 in 12 games)
- 2020 75.2 (451 in 6 games)
- 2018 71.6 (931 in 13 games)

Fewest Yards Penalized (minimum 9 games)

- 1964 33.0 (330 in 10 games)
- 1963 36.2 (326 in 9 games)
- 1999 35.3 (388 in 11 games)
- 1962 39.3 (354 in 9 games)
- 2000 41.8 (460 in 11 games)

STREAKS

Season and multi-season records

WINNING STREAKS

- (all games)
- 35, 1969-71
 - 12, 1967-68
 - 12, 2000-01

(MAC games)

- 16, 1969-72
- 9, 1989-90
- 9, 2000-01
- 9, 2005-06

(home games)

- 17, 1969-71
- 17, 1999-2002
- 17, 2002-05
- 14, 1988-90

(home MAC games)

- 13, 2002-05
- 11, 1999-2002
- 11, 1988-90
- 10, 1980-82
- 10, 1996-99

LOSING STREAKS

- (all games)
- 8, 1977-78
 - 8, 1958-61
- (home games)
- 6, 1977-78
- (home MAC games)
- 8, 1958-61

CONSECUTIVE SHUTOUTS

- (all games)
- 4, 1930-32
 - 4, 1929

SHUTOUTS IN A SEASON

- 6, 1923

CONSECUTIVE GAMES NOT SHUT OUT

- 123, 1998-2008
- 111, 2009-17
- 58, 2018-present
- 58, 1986-91



The Rockets held Penn State to 30 yards rushing on 27 carries in a 24-6 win in 2000. For the season, UT allowed just 81.5 yards rushing per game, the lowest figure in school history.





Team Records - Game

OFFENSE

SCORING/TDS

Points

- 88 vs. Davis & Elkins, 1951
- 87 vs. Findlay, 1923
- 70 vs. Northern Illinois, 2007
- 66 vs. Western Michigan, 2011
66 vs. Bowling Green, 2017
66 vs. VMI, 2018
- 65 vs. Eastern Michigan, 2002
- 63 vs. Eastern Michigan, 2015
63 vs. Nevada, 2018
- 62 vs. Western Illinois, 2005
- 60 vs. Northern Illinois, 2011

Opponent Points

- 145 by Detroit, 1917
- 90 by Ohio Northern, 1917
- 81 by Miami, 1953
- 77 by Ohio State, 2022
- 69 by Xavier, 1926
- 65 by Northern Illinois, 2010
- 63 by Minnesota, 2004
63 by Kansas, 2004
63 by Northern Illinois, 2011
63 by Western Michigan, 2011

Touchdowns

- 13 vs. Davis & Elkins, 1951
- 10 vs. Northern Illinois, 2007
- 9 vs. Eastern Michigan, 2002
9 vs. Western Michigan, 2011
9 vs. Eastern Michigan, 2015
9 vs. Bowling Green, 2017
9 vs. VMI, 2018

Opponent Touchdowns

- 21 by Detroit, 1917
- 13 by Ohio Northern, 1917
- 11 by Miami, 1953
11 by Ohio State, 2022
- 10 by Xavier, 1926

Most Points - One Half

- 48 vs. Davis & Elkins, 1951 (1st)
48 vs. Eastern Michigan, 2002 (1st)
- 42 vs. Eastern Michigan, 2003 (1st)
42 vs. Villanova, 1967 (1st)
42 vs. Northern Illinois, 2007 (1st)
42 vs. Bowling Green, 2017 (2nd)
42 vs. VMI, 2018 (1st)

Most Opp. Points - One Half

- 49 by Kansas, 2004 (1st)
- 42 by Ohio State, 1998 (1st)
42 by Boston College, 2002 (1st)
42 by Minnesota, 2004 (1st)
42 by Miami (Fla.), 2017 (2nd)
42 by Ohio State, 2022 (1st)
- 37 by Purdue, 1994 (2nd)
37 by Ball State, 1977 (1st)
37 by N. Illinois, 2010 (2nd)
37 by Eastern Michigan, 2012 (2nd)

Most Points - One Quarter

- 34 vs. Davis & Elkins, 1951 (1st)
- 30 vs. Weber State, 2000 (2nd)
- 28 vs. E. Michigan, 2003 (2nd)
28 vs. E. Michigan, 2002 (2nd)
28 vs. W. Michigan, 1998 (3rd)
28 vs. W. Michigan, 2004 (2nd)
28 vs. Western Illinois, 2005 (2nd)

- 28 vs. Eastern Michigan, 2012 (3rd)
- 28 vs. E. Michigan, 2015 (2nd, 3rd)
- 28 vs. Bowling Green, 2017 (3rd)
- 28 vs. Central Michigan, 2022 (2nd)

Most Opp. Points - One Quarter

- 29 by McNeese St, 1988 (4th)
- 28 by Boston College, 2002 (2nd)
28 by Kansas, 2004 (1st)
28 by Buffalo, 2007 (1st)
28 by CMU, 2009 (2nd)
28 by NIU, 2010 (3rd)
28 by Miami (Fla.), 2017 (4th)
28 by Ohio State, 2022 (1st)

Most Points in a Loss

- 60 vs. NIU, 2011 (63-60)
- 54 vs. Fresno State, 2008 (55-54)
- 49 vs. E. Michigan, 2021 (52-49)
- 45 vs. Marshall, 2002 (49-45)
- 43 vs. Iowa State, 2006 (45-43)

Margin of Victory

- 88 (88-0 vs. Davis & Elkins, 1951)
- 87 (87-0 vs. Findlay, 1922)
- 63 (63-0 vs. Bowling Green, 1935)
63 (66-3 vs. VMI, 2018)
- 55 (55-0 vs. Detroit, 1941)

TOTAL OFFENSE

Most Plays

- 114 vs. Bowling Green, 1973
- 105 vs. Massachusetts, 2015
- 104 vs. Marshall, 1971
- 103 vs. Tulsa, 1962
- 101 vs. Western Michigan, 2011

Total Offense

- 812 vs. Northern Illinois, 2007
- 804 vs. Western Michigan, 2011
- 685 vs. Buffalo, 2003
- 672 vs. Eastern Michigan, 2021
- 666 vs. New Hampshire, 2014

First Downs

- 37 vs. Western Michigan, 2011
- 36 vs. Western Michigan, 2004
- 35 vs. Central Michigan, 2003
35 vs. Northern Illinois, 2007
- 34 vs. New Hampshire, 2014
- 34 vs. Northern Illinois, 2020

First Downs by Rushing

- 26 vs. Kent State, 1981
- 25 vs. Tulsa, 1962
- 24 vs. Central Michigan, 2003

First Downs by Passing

- 21 vs. Northern Illinois, 2020
- 19 vs. Miami, 1974
- 18 vs. New Hampshire, 2014
- 17 vs. Western Michigan, 1971
17 vs. Iowa State, 2006
17 vs. Western Michigan, 2020
17 vs. Eastern Michigan, 2021

First Downs by Penalty

- 8 vs. UMass, 2022
- 6 vs. Bowling Green, 2018
- 5 (7 times, last vs. UMass, 2014)

PASSING

Passing Yardage

- 505 vs. BYU, 2016
- 468 vs. Ball State, 2004
- 467 vs. Buffalo, 2003
- 461 vs. Pittsburgh, 2003
461 vs. Eastern Michigan, 2021

Passes Attempted

- 67 vs. Purdue, 2009
- 62 vs. Pittsburgh, 2003
- 54 vs. Marshall, 1998
54 vs. Marshall, 1999
- 53 vs. Syracuse, 2003
53 vs. Central Michigan, 2006

Passes Completed

- 49 vs. Pittsburgh, 2003
- 41 vs. Purdue, 2009
- 39 vs. Iowa State, 2006
- 33 vs. Ball State, 2003
33 vs. Purdue, 1992
33 vs. Michigan, 2008

Touchdown Passes

- 6 vs. Buffalo, 2003
6 vs. Ball State, 2004
6 vs. Kent State, 2022
- 5 (13 times, last vs. WMU, 2018)

Passes Had Intercepted

- 5 vs. Miami, 1985
5 vs. Ohio State, 1998
- 4 vs. Buffalo, 2022
4 vs. Kent State, 1984
4 vs. Ball State, 1976
4 vs. Kent State, 1976

Opp. Passes Attempted

- 66 by La. Tech, 1999
- 65 by Miami, 1987
- 64 by Colorado, 2009
64 by WMU, 2010
- 63 by San Jose St., 1981

Opp. Passes Completed

- 44 by La. Tech, 1999
- 43 by San Jose St., 1981
43 by WMU, 2010
- 38 by Nevada, 9/23/95
38 by Miami, 1987
38 by WMU, 2011

Opp. Passing Yards

- 604 by La. Tech, 1996
- 548 by WMU, 2011
- 508 by La. Tech, 1999
- 482 by Ohio State, 2022
- 469 by BSU, 1993

Opp. Touchdown Passes

- 8 by La. Tech, 1996
- 7 by Western Michigan, 2011

RUSHING

Rushing Plays

- 95 vs. Tulsa, 1962
- 80 vs. Youngstown, 1961
- 78 vs. Marshall, 1961
- 76 vs. Kent State, 1981
- 66 vs. Bowling Green, 1995

Net Yards Rushing

- 496 vs. Bradley, 1950
- 472 vs. Central Michigan, 1999
- 466 vs. Wayne State, 1950
- 463 vs. Davis & Elkins, 1951
- 445 vs. Kent State, 1981

Opp. Net Yards Rushing

- 456 by Tampa, 1974
- 455 by Central Michigan, 1994
- 447 by Central Michigan, 1977
- 438 by Miami, 1960
- 427 by Kent State, 1955

Opp. Rushing Plays

- 77 by Central Michigan, 1975
- 76 by Central Michigan, 1977
- 75 by Kent State, 1978
- 72 by Bowling Green, 1961
- 71 by Bowling Green, 1980
71 by Miami, 1960

DEFENSE

TOTAL DEFENSE

Fewest Yards Allowed

- 44 vs. Dayton, 1970
- 45 vs. Detroit Tech, 1940
- 49 vs. Northern Illinois, 1967

Fewest Plays Allowed

- 41 by Liberty, 2022
- 43 by Southern Illinois, 1963
- 44 by Dayton, 1965
44 by Dayton, 1970

First Downs Allowed

- 0 in 1941 by Detroit Tech
- 2 in 1970 by Dayton
- 3 in 1971 by Marshall

PASS DEFENSE

Fewest Yards Passing

- 0 vs. Northern Illinois, 1974
0 vs. Eastern Michigan, 1974
0 vs. Dayton, 1970
0 vs. Villanova, 1964

Fewest Completions

- 0 (accomplished four times)
- 1 (accomplished eight times)

Passing First Downs Allowed

- 0 (accomplished nine times)

RUSHING

Rushing First Downs Allowed

- 0 vs. Detroit Tech, 1941
0 vs. Marshall, 1959
0 vs. Temple, 1961
0 vs. Villanova, 1964
0 vs. Kent State, 1964
0 vs. Ohio, 1967
0 vs. Dayton, 1970
0 vs. Northern Illinois, 1971
0 vs. Richmond, 1971
0 vs. Arkansas State, 2015

Rushing Yards Allowed

- 109 vs. N. Illinois, 1967
- 17 vs. Villanova, 1967
- 14 vs. Arkansas State, 2015
- 13 vs. Bowling Green, 1969
-13 vs. Marshall, 1971





Team Records - Game

DEFENSE

Fewest Rushing Attempts

- 16 vs. W. Michigan, 1999
- 18 vs. Marshall, 2002
- 20 vs. La. Tech, 1999
20 vs. Central Michigan, 2015
20 vs. Liberty, 2022

Most Sacks

- 7 vs. Western Michigan, 2010
- 6 vs. Bowling Green, 2013
6 vs. Arkansas State, 2015
- 6 vs. Central Michigan, 2018
6 vs. Western Michigan, 2022

Most Tackles For Loss

- 14 vs. Kansas, 2006
- 13 vs. Western Michigan, 2010
13 vs. Buffalo, 2018
13 vs. Central Michigan, 2018

SPECIAL TEAMS

PUNTING

Most Punts

- 15 vs. Arizona State, 1979
- 12 vs. Kansas, 2006
- 11 (six times)

Punt Yardage

- 617 vs. Arizona State, 1979
- 484 vs. Kansas, 2006
- 441 vs. East Carolina, 1977
- 420 vs. Kansas, 2007

Punting Average (minimum 4 attempts)

- 56.5 vs. Central Florida, 1997
- 53.8 vs. Western Michigan, 2007
- 52.0 vs. Bowling Green, 1990
52.0 vs. Colorado State, 2019
- 51.8 vs. Central Michigan, 2007

Opp. Most Punts

- 15 by Central Michigan, 2018
- 14 by Western Michigan, 2022
- 13 by Marshall, 1971
13 by Villanova, 1969
13 by Northern Illinois, 1967

Opp. Punt Yardage

- 592 by Western Michigan, 2022
- 545 by Central Michigan, 2018
- 501 by Villanova, 1969
- 499 by Marshall, 1971
- 478 by Ball State, 2022

Opp. Punt Average (minimum 4 attempts)

- 54.0 by Kentucky, 2019
- 52.9 by Massachusetts, 2021
- 51.6 by Ohio State, 1998
- 50.1 by Northern Illinois, 2001
- 49.8 by Nevada, 12-14-95

PLACE KICKING

Most Field Goals Made

- 6 vs. Northern Illinois, 1992
- 5 vs. Ball State, 1989
5 vs. Eastern Illinois, 2000
5 vs. Cincinnati, 2012

Most PATs Made

- 10 vs. Davis & Elkins, 1951
10 vs. Northern Illinois, 2007
- 9 vs. Western Michigan, 2011
9 vs. Eastern Michigan, 2015
9 vs. VMI, 2018
9 vs. Nevada, 2018
- 8 (7 times, last vs. Kent State, 2018)

PUNT RETURNS

Punt Returns

- 10 vs. Northern Illinois, 1967
10 vs. Marshall, 1971
- 8 vs. Marshall, 1970
8 vs. Bowling Green, 1968
8 vs. Akron, 1997
8 vs. Massachusetts, 1999
8 vs. Central Michigan, 2018

Punt Return Yardage

- 123 vs. Dayton, 1963
- 113 vs. W. Michigan, 2002
- 109 vs. Bowling Green, 2002
- 104 vs. Central Michigan, 2018
- 103 vs. Kent State, 2018

KICKOFF RETURNS

Kickoff Returns

- 11 vs. Miami, 1954
- 10 vs. Northern Illinois, 2011
- 9 (5 times)

Kickoff Return Yardage

- 235 vs. CMU, 2010
- 226 vs. NIU, 2010
- 207 vs. NIU, 2011
- 192 vs. Ohio, 1968
- 188 vs. Iowa State, 2007

TURNOVERS

Most Turnovers Caused

- 10 vs. Ball State, 1984
- 7 vs. Ohio, 1985
7 vs. W. Reserve, 1950
7 vs. Marshall, 1970
7 vs. Cincinnati, 1995
7 vs. Northern Illinois, 1998

FUMBLES

Most Fumbles

- 7 in 1977 vs. Central Michigan
- 6 in 1968 vs. Kent State
6 in 1972 vs. Miami
6 in 1981 vs. Ohio
6 in 1982 vs. Kent
6 in 1990 vs. Arkansas State
6 in 1996 vs. Western Michigan

Most Fumbles Lost

- 6 in 1972 vs. Miami

Opp. Most Fumbles Lost

- 5 (six times)

INTERCEPTIONS

Pass Interceptions

- 7 vs. Western Reserve, 1950
7 vs. Ohio, 1985
- 6 (Five times - last vs. Northern Illinois, 1998)

Interception Return Yards

- 152 in 2006 vs. Kansas
- 120 in 1960 vs. Miami
- 105 in 1984 vs. Ball State
- 100 in 2008 vs. Michigan
- 98 in 2005 vs. W. Illinois



The Rockets held Villanova to minus-17 yards rushing, the second-lowest total in team history, in a 52-6 victory in 1967.





Individual Records - Rushing

CAREER RUSHING

Rushing Yards (2000+)

1. Kareem Hunt (2013-16)	4,945
2. Chester Taylor (1998-2001)	4,849
3. Wasean Tait (1993-98)	4,338
4. Bryant Koback (2018-21)	4,026
5. Terry Swanson (2014-17)	3,601
6. Trinity Dawson (2002-05)	3,474
7. David Fluellen (2010-13)	3,336
8. Jalen Parmele (2004-07)	3,119
9. Casey McBeth (1991-94)	2,719
10. DaJuane Collins (2006-09)	2,588
11. Steve Morgan (1981-84)	2,540
12. Kelvin Farmer (1983-86)	2,483
13. Roland Moss (1966-68)	2,421
14. Morgan Williams (2008-11)	2,412
15. Adonis Thomas (2008-11)	2,360
16. Joe Schwartz (1970-72)	2,337
17. Mike Alston (1976-79)	2,180
18. Neil Trotter (1987-90)	2,168
19. Shakif Seymour (2016-20)	2,135

Rushing Attempts

1. Wasean Tait (1993-98)	837
2. Chester Taylor (1998-2001)	834
3. Kareem Hunt (2013-16)	782
4. Bryant Koback (2018-21)	679
5. Trinity Dawson (2002-05)	674
6. Roland Moss (1966-68)	655
7. Steve Morgan (1981-84)	638
8. Gene Swick (1972-75)	631
9. Terry Swanson (2014-17)	614
10. Jalen Parmele (2004-07)	589

Rushing Average (minimum 200 attempts)

1. Kareem Hunt (2013-16)	6.32
2. Art Thompkins (2016-18)	6.18
Adonis Thomas (2008-11)	6.18
4. David Fluellen (2010-13)	5.95
5. Bryant Koback (2018-21)	5.93
6. Terry Swanson (2014-17)	5.86
7. Chester Taylor (1998-2001)	5.81
8. DaJuane Collins (2006-09)	5.77
9. Jalen Parmele (2004-07)	5.30
10. Morgan Williams (2008-11)	5.27

100-Yard Rushing Games

1. Kareem Hunt (2013-16)	28
2. Chester Taylor (1998-2001)	27
3. Wasean Tait (1993-98)	18
4. Trinity Dawson (2002-05)	15
Terry Swanson (2014-17)	15
6. Bryant Koback (2018-21)	14
7. David Fluellen (2010-13)	13
8. Roland Moss (1966-68)	11
Jalen Parmele (2004-07)	11
Adonis Thomas (2008-11)	11

200-Yard Rushing Games

1. Chester Taylor (1998-2001)	4
David Fluellen (2010-13)	4
Kareem Hunt (2013-16)	4
4. Wasean Tait (1993-98)	3
Bryant Koback (2018-21)	3
6. Kelvin Farmer (1983-86)	2
Emerson Cole (1947-49)	2

Rushing Touchdowns

1. Chester Taylor (1998-2001)	56
2. Bryant Koback (2018-21)	45
3. Kareem Hunt (2013-16)	44
4. Wasean Tait (1993-98)	38
5. Joe Schwartz (1970-72)	35

Consecutive 100-Yard Rushing Games

1. Wasean Tait (1995)	12
Kareem Hunt (2013-15)	12
3. Jalen Parmele (2007)	7
4. David Fluellen (2012)	6
David Fluellen (2013)	6
Bryant Koback (2021)	6
7. Roland Moss (1968)	5
Kelvin Farmer (1986)	5
Arnold Smiley (1981)	5
Adonis Thomas (2011)	5

Rushing Yards by a Quarterback

1. Ryan Huzjak (1993-96)	1,539
2. Dequan Finn (2019-22)	1,277
3. Jim Kelso (1980-83)	1,235
4. Maurice Hall (1978-81)	1,231
5. Kevin Meger (1989-92)	1,161

Average Yards Per Carry

1. Kareem Hunt (2014) 205/1,631	7.96
2. Jim Hays (1950) 74/572	7.73
3. Emerson Cole (1949) 160/1162	7.26
4. Bryant Koback (2021)	6.73
5. David Fluellen (2013) 167/1121	6.71
6. Jim Hays (1949) 43/286	6.65
7. Terry Swanson (2014) 113/732	6.48
8. Chester Taylor (1999) 182/1176	6.46
9. Terry Swanson (2015) 143/923	6.45
10. Kareem Hunt (2013) 205/1,631	6.32

100-Yard Games

1. Wasean Tait (1995)	12
2. Chester Taylor (2000)	10
Kareem Hunt (2014)	10
4. Roland Moss (1968)	8
Chester Taylor (2001)	8
Kareem Hunt (2016)	8
Terry Swanson (2017)	8
8. Dwayne Harris (1997)	7
Chester Taylor (1999)	7
Trinity Dawson (2005)	7
Jalen Parmele (2007)	7
David Fluellen (2012)	7
Bryant Koback (2021)	7

Quickest to 1,000 Yards

1. Wasean Tait (1995)	25 Qtrs.
2. Dwayne Harris (1997)	26 Qtrs.
3. Kareem Hunt (2014)	27 Qtrs.
4. David Fluellen (2013)	28 Qtrs.
5. Kelvin Farmer (1986)	31 Qtrs.

Rushing Touchdowns

1. Wasean Tait (1995)	24
2. Chester Taylor (2001)	21
3. Chester Taylor (2000)	18
Joe Schwartz (1971)	18
5. Kelvin Farmer (1986)	16
Kareem Hunt (2014)	16

Rushing Yards by a Quarterback

1. Dequan Finn (2022)	631
2. Jim Kelso (1981)	564
3. Maurice Hall (1979)	549
4. Ryan Huzjak (1994)	537
5. Dequan Finn (2021)	505
6. Bruce Gradkowski (2003)	504
7. Mitchell Guadagni (2018)	428
8. Terrance Owens (2012)	395

Rushing Yards by a Duo

1. Tait/Huzjak (1995)	2,516
(Tait-2,090, Huzjak-426)	
2. Hunt/Swanson (2014)	2,363
(Hunt-1,631, Swanson-732)	
3. Taylor/McCray (2001)	2,177
(Taylor-1,620, McCray-557)	
4. Parmele/Collins (2007)	2,147
(Parmele-1,511, Collins-636)	
5. Swanson/Seymour (2017)	2,065
(Swanson-1,363, Seymour-702)	

SEASON RUSHING

Rushing Yards (1,000+)

1. Wasean Tait (1995)	2,090
2. Kareem Hunt (2014)	1,631
3. Chester Taylor (2001)	1,620
4. Kelvin Farmer (1986)	1,532
5. Jalen Parmele (2007)	1,511
6. David Fluellen (2012)	1,498
7. Kareem Hunt (2016)	1,475
8. Chester Taylor (2000)	1,470
9. Bryant Koback (2021)	1,400
10. Terry Swanson (2017)	1,363
11. Trinity Dawson (2005)	1,294
12. Steve Morgan (1984)	1,291
13. Dwayne Harris (1997)	1,278
14. Bryant Koback (2019)	1,187
15. Chester Taylor (1999)	1,176
16. Emerson Cole (1949)	1,172
17. Roland Moss (1968)	1,145
18. Jalen Parmele (2006)	1,131
19. Joe Schwartz (1971)	1,130
20. David Fluellen (2013)	1,121
21. Adonis Thomas (2010)	1,098
22. Arnold Smiley (1981)	1,063
23. Casey McBeth (1994)	1,053

Rushing Attempts

1. Wasean Tait (1995)	370
2. Steve Morgan (1984)	336
3. Kelvin Farmer (1986)	299
Chester Taylor (2001)	299
5. Jalen Parmele (2007)	276
6. Roland Moss (1968)	267
7. Kareem Hunt (2016)	262
8. David Fluellen (2012)	259
9. Dwayne Harris (1997)	254
10. Chester Taylor (2000)	250





Individual Records - Rushing

SEASON RUSHING

Rushing Yards By a Freshman

1. Morgan Williams (2008).....	1,010
2. Bryant Koback (2018).....	917
3. Troy Parker (1990).....	879
4. Kareem Hunt (2013).....	866
5. Astin Martin (2002).....	785

Rushing Yards By a Sophomore

1. Kareem Hunt (2014).....	1,631
2. Bryant Koback (2019).....	1,187
3. Chester Taylor (1999).....	1,176
4. Arnold Smiley (1981).....	1,013
5. Trinity Dawson (2003).....	999

Rushing Yards By a Junior

1. Wasean Tait (1995).....	2,090
2. David Fluellen (2012).....	1,498
3. Chester Taylor (2000).....	1,470
4. Bryant Koback (2021).....	1,400
5. Dwayne Harris (1997).....	1,278

Rushing Yards By a Senior

1. Chester Taylor (2001).....	1,620
2. Kelvin Farmer (1986).....	1,532
3. Kareem Hunt (2016).....	1,512
4. Jalen Parmele (2007).....	1,511
5. Terry Swanson (2017).....	1,363

GAME RUSHING

Yards Rushing (200+)

1. Morgan Williams vs. Miami (2008).....	330
2. Casey McBeth vs. Akron (1994).....	304
3. Asa Jenkins vs. Davis & Elkins (1951).....	289
4. Kareem Hunt vs. Arkansas St. (2014).....	271*
5. Kareem Hunt vs. BGSU (2014).....	265
6. Bryant Koback vs. EMU (2019).....	259
7. Jalen Parmele vs. Ohio (2007).....	241
8. Emerson Cole vs. N. Dakota (1949).....	230
9. Chester Taylor vs. N. Illinois (2000).....	230
10. David Fluellen vs. Buffalo (2012).....	228
11. Bryant Koback vs. Colo. St. (2019).....	228
12. Wasean Tait vs. BGSU (1995).....	224
13. Arnold Smiley vs. Kent St. (1981).....	221
14. David Fluellen vs. WMU (2013).....	220
15. Wasean Tait vs. Ohio (1995).....	219
16. Chester Taylor vs. CMU (1999).....	218
17. Tony Harris vs. Villanova (1969).....	217
18. Adonis Thomas vs. WMU (2011).....	216
19. David Fluellen vs. WMU (2012).....	213
20. Kelvin Farmer vs. Ohio (1986).....	210
21. Roland Moss vs. Richmond (1968).....	209
22. Chester Taylor vs. BGSU (1999).....	209
23. Mike Alston vs. Kent State (1977).....	208
24. Joe Schwartz vs. E. Carolina (1971).....	206
25. Emerson Cole vs. N.H. (1949).....	206
26. Troy Parker vs. N. Illinois (1990).....	205
27. Neil Trotter vs. Kent State (1990).....	205
28. Dwayne Harris vs. CMU (1997).....	203
29. Chester Taylor vs. WMU (2001).....	203
30. Steve Cowan vs. NIU (1991).....	203
31. Bryant Koback vs. Ohio (2021).....	203
32. Wasean Tait vs. Akron (1995).....	202
33. Steve Morgan vs. BSU (1983).....	201
34. Kelvin Farmer vs. EMU (1986).....	200
35. David Fluellen vs. BSU (2012).....	200
36. Kareem Hunt vs. WMU (2016).....	200

Rushing Attempts

1. Wasean Tait vs. Ohio (1995).....	44
2. Wasean Tait vs. BGSU (1995).....	41
3. Troy Parker vs. N. Illinois (1990).....	40
4. Steve Morgan vs. N. Illinois (1982).....	39
5. Kelvin Farmer vs. Ohio (1986).....	38
6. Chester Taylor vs. Navy (2001).....	38
7. Jalen Parmele vs. Ohio (2007).....	38
8. Kelvin Farmer vs. BGSU (1986).....	37
9. Arnold Smiley vs. KSU (1981).....	37
10. Roland Moss vs. Richmond (1968).....	37

Average Yards Per Attempt (minimum 5 attempts)

1. Asa Jenkins vs. Davis & Elkins (1951).....	20.6
2. Tavares Bolden vs. CMU (1999).....	19.2
3. Jim Hays vs. Wayne State (1950).....	17.6
4. Bob Halgas vs. Wayne State (1950).....	15.4
5. Emerson Cole vs. N. Dakota (1949).....	15.3
6. Adonis Thomas vs. NIU (2010).....	15.2
7. Tavares Bolden vs. Cinc. (2001).....	14.1
8. Tony Harris vs. Villanova (1969).....	12.8
9. Adonis Thomas vs. N. Hamp (2011).....	12.8
10. Dwayne Harris vs. Akron (1995).....	12.2
11. John Schneider vs. Villanova (1967).....	12.2

Longest Run From Scrimmage

1. Ben Tombaugh vs. Austin Peay (1988).....	95
2. Jalen Parmele vs. Ball State (2006).....	92
3. Kareem Hunt vs. Bowling Green (2014).....	91
4. Terry Swanson vs. EMU (2015).....	90
5. Jim Gray vs. Bowling Green (1963).....	88
6. Terry Swanson vs. KSU (2015).....	88
7. Art Thompkins vs. BGSU (2017).....	88
8. Adonis Thomas vs. FIU (2010).....	87
9. Morgan Williams vs. Miami (2008).....	86
10. Willis Bell vs. CMU (1978).....	84

Longest Touchdown Run

1. Ben Tombaugh vs. Austin Peay (1988).....	95
2. Jalen Parmele vs. Ball State (2006).....	92
3. Kareem Hunt vs. Bowling Green (2014).....	91
4. Art Thompkins vs. BGSU (2017).....	88
5. Adonis Thomas vs. FIU (2010).....	87

Rushing Yards By a Quarterback (100+)

1. Maurice Hall vs. BGSU (1979).....	142
2. Mitchell Guadagni vs. EMU (2018).....	134
3. Mitchell Guadagni vs. Nevada (2018).....	131
4. Maurice Hall vs. Kent St. (1979).....	127
5. Maurice Hall vs. Kent St. (1978).....	127
6. Mitchell Guadagni vs. Colo. St. (2019).....	119
7. Tavares Bolden vs. CMU (1999).....	115
8. Jim Kelso vs. Ball State (1981).....	113
9. Aaron Opelt vs. Colorado (2009).....	109
10. Tucker Gleason vs. BGSU (2022).....	106
11. Dequan Finn vs. Ball St. (2021).....	106

Rushing Yards By a Duo

1. K. Hunt/D. Jones-Moore (Jan., 2015).....	374
(Hunt-271, Jones-Moore 103; vs. Arkansas State)	
2. M. Williams/A. Thomas (2008).....	370
(Williams-330, Thomas-40; vs. Miami)	
3. McBeth/Mays (1994).....	340
(McBeth-304, Mays-36; vs. Akron)	
4. Taylor/Bolden (1999).....	333
(Taylor-218, Bolden-115; vs. CMU)	
5. Smiley/Hall (1981).....	333
(Smiley-221, Hall-112; vs. Kent State)	

Rushing Touchdowns

1. Gib Stick vs. Findlay (1923).....	5
2. Joe Schwartz vs. Kent State.....	5
3. Kareem Hunt vs. Arkansas St. (2014)*.....	5
4. Shakif Seymour vs. BGSU (2017).....	5

Rushing Yards By a Freshman

1. Morgan Williams vs. Miami (2008).....	330
2. Troy Parker vs. NIU (1990).....	205
3. Bryant Koback vs. Kent State (2018).....	192
4. Kareem Hunt vs. Buffalo (2013).....	186
5. Skip McCulley vs. Marshall (1976).....	172

Rushing Yards By a Sophomore

1. Kareem Hunt vs. Arkansas St. (2014)*.....	271
2. Kareem Hunt vs. BGSU (2014).....	265
3. Bryant Koback vs. EMU (2019).....	259
4. Bryant Koback vs. EMU (2019).....	228
5. Arnold Smiley vs. Kent State (1981).....	221

Rushing Yards By a Junior

1. Chester Taylor vs. NIU (2000).....	230
2. David Fluellen vs. Buffalo (2012).....	228
3. Wasean Tait vs. BGSU (1995).....	224
4. Wasean Tait vs. Ohio (1995).....	219
5. Tony Harris vs. Villanova (1969).....	217

Rushing Yards By a Senior

1. Casey McBeth vs. Akron (1994).....	304
2. Asa Jenkins vs. Davis & Elkins (1951).....	289
3. Jalen Parmele vs. Ohio (2007).....	241
4. Emerson Cole vs. North Dakota (1949).....	230
5. David Fluellen vs. WMU (2013).....	220

Rushing Yards In a Half

1. Jalen Parmele vs. Ohio (2007/2nd).....	194
2. Morgan Williams vs. Miami (2008/1st).....	191
3. Wasean Tait vs. Akron (1995/1st).....	190
4. Chester Taylor vs. CMU (1999/1st).....	177
5. Dwayne Harris vs. CMU (1997/1st).....	171

*2014 Season (Jan. 4, 2015)



Kareem Hunt rushed for 265 yards vs. Bowling Green in 2014.





Individual Records - Passing

CAREER PASSING

Passing Yardage

1. Logan Woodside (2013-17).....	10,514
2. Bruce Gradkowski (2002-05).....	9,225
3. Terrance Owens (2010-13).....	8,203
4. Gene Swick (1972-75).....	7,266
5. Ryan Huzjak (1993-96).....	6,926
6. Aaron Opelt (2006-09).....	6,804
7. Kevin Meger (1989-92).....	6,023
8. Chris Wallace (1995-98).....	5,454
9. Tavares Bolden (1999-2001).....	5,417
10. Chuck Ealey (1969-71).....	5,275

Passing Attempts

1. Logan Woodside (2013-17).....	1,166
2. Bruce Gradkowski (2002-05).....	1,123
3. Aaron Opelt (2006-09).....	1,074
4. Ryan Huzjak (1993-96).....	1,067
5. Terrance Owens (2010-13).....	1,061
6. Gene Swick (1972-75).....	938
7. Kevin Meger (1989-92).....	892
8. Chris Wallace (1995-98).....	848
9. Tavares Bolden (1999-2001).....	831
10. A.J. Sager (1983-86).....	753

Pass Completions

1. Bruce Gradkowski (2002-05).....	766
2. Logan Woodside (2013-17).....	759
3. Terrance Owens (2010-13).....	679
4. Aaron Opelt (2006-09).....	625
5. Ryan Huzjak (1993-96).....	600
6. Gene Swick (1972-75).....	556
7. Tavares Bolden (1999-2001).....	498
8. Kevin Meger (1989-92).....	465
9. Chris Wallace (1995-98).....	454
10. A.J. Sager (1983-86).....	391

Pass Completion Percentage (minimum 400 attempts)

1. Brian Jones (2001-02).....	68.9
2. Bruce Gradkowski (2002-05).....	68.2
3. Logan Woodside (2013-17).....	65.1
4. Austin Dantin (2009-12).....	65.1
5. Terrance Owens (2010-13).....	64.0
6. Mitchell Guadagni (2016-19).....	60.1
7. Tavares Bolden (1999-2001).....	59.9
8. Gene Swick (1972-75).....	59.3
9. Dequan Finn (2019-present).....	58.5
10. Aaron Opelt (2006-09).....	57.7

Touchdown Passes

1. Logan Woodside (2013-17).....	93
2. Bruce Gradkowski (2002-05).....	85
3. Terrance Owens (2010-13).....	63
4. Ryan Huzjak (1993-96).....	52
5. Aaron Opelt (2006-09).....	46
6. Chuck Ealey (1969-71).....	45
7. Chris Wallace (1995-97).....	44
8. Gene Swick (1972-75).....	43
9. Dequan Finn (2019-present).....	41
10. Tavares Bolden (1998-2001).....	34

Passes Had Intercepted

1. Gene Swick (1972-75).....	44
2. A.J. Sager (1983-86).....	39
3. Jim Kelso (1980-83).....	36
4. Kevin Meger (1989-92).....	34
5. Ryan Huzjak (1993-96).....	31
6. John Schneider (1965-67).....	30
7. Chuck Ealey (1969-71).....	29
8. Sam Tisci (1955-57).....	29
9. Aaron Opelt (2006-09).....	29
10. Bruce Gradkowski (2002-05).....	27

Passing Efficiency (Yds per att x 8.4) + (completion %) + (TD % x 3.3) - (Int. % x 2) (minimum 400 attempts)

1. Logan Woodside (2013-17).....	162.87
2. Bruce Gradkowski (2002-05).....	157.40
3. Mitchell Guadagni (2016-19).....	156.62
4. Brian Jones (2001-02).....	149.45
5. Terrance Owens (2010-13).....	147.57
6. Dequan Finn (2019-present).....	141.23
7. Austin Dantin (2009-12).....	135.54
8. Philip Ely (2014-15).....	133.46
9. Chuck Ealey (1969-71).....	131.79
10. Gene Swick (1972-75).....	130.30
11. Tavares Bolden (1999-2001).....	124.10

Passing Yards Per Attempt

1. Logan Woodside (2013-17).....	9.0
2. Mitchell Guadagni (2016-19).....	8.7
3. Bruce Gradkowski (2002-05).....	8.2
4. Terrance Owens (2010-13).....	8.0
5. Gene Swick (1972-75).....	7.7
6. Dequan Finn (2019-present).....	7.6
7. Chuck Ealey (1969-71).....	7.6
8. Philip Ely (2014-2015).....	7.4
9. Austin Dantin (2009-12).....	7.1
10. Jim Kelso (1980-83).....	7.0

Touchdown Pass Percentage

1. Mitchell Guadagni (2016-19).....	8.5%
2. Logan Woodside (2013-17).....	8.0%
3. Bruce Gradkowski (2002-05).....	7.5%
4. Dequan Finn (2019-present).....	7.1%
5. Chuck Ealey (1969-71).....	6.5%
6. Terrance Owens (2010-13).....	6.1%
7. Philip Ely (2014-2015).....	5.7%
8. Maurice Hall (1978-81).....	5.3%
9. Austin Dantin (2009-12).....	5.3%

Pass Interception Avoidance

1. Tavares Bolden (1998-2001).....	2.0%
2. Logan Woodside (2013-17).....	2.1%
3. Terrance Owens (2010-13).....	2.2%
4. Chris Wallace (1995-98).....	2.2%
5. Phillip Ely (2014-2015).....	2.3%

300-Yard Passing Games

1. Logan Woodside (2013-17).....	17
2. Bruce Gradkowski (2002-05).....	9
3. Aaron Opelt (2006-09).....	7
4. Brian Jones (2001-02).....	5
5. Philip Ely (2014-15).....	5

SEASON PASSING

Passing Yardage

1. Logan Woodside (2016).....	4,129
2. Logan Woodside (2017).....	3,882
3. Bruce Gradkowski (2004).....	3,518
4. Brian Jones (2002).....	3,446
5. Bruce Gradkowski (2003).....	3,210
6. Phillip Ely (2015).....	2,965
7. Chris Wallace (1997).....	2,955
8. Terrance Owens (2012).....	2,705
9. Gene Swick (1975).....	2,487
10. Chris Wallace (1998).....	2,476
11. Bruce Gradkowski (2005).....	2,469
12. Tavares Bolden (2001).....	2,466
13. Logan Woodside (2014).....	2,263
14. Dequan Finn (2022).....	2,260
15. Gene Swick (1974).....	2,234
16. Gene Swick (1973).....	2,234
17. Terrance Owens (2013).....	2,230
18. Aaron Opelt (2008).....	2,176
19. Ryan Huzjak (1995).....	2,134
20. Dequan Finn (2021).....	2,067

Passes Attempted

1. Chris Wallace (1997).....	433
2. Brian Jones (2002).....	423
3. Logan Woodside (2016).....	418
4. Logan Woodside (2017).....	411
5. Phillip Ely (2015).....	403
6. Chris Wallace (1998).....	400
7. Bruce Gradkowski (2004).....	399
8. Bruce Gradkowski (2003).....	389
9. Aaron Opelt (2008).....	376
10. Terrance Owens (2012).....	350

Passes Completed

1. Brian Jones (2002).....	297
2. Logan Woodside (2016).....	289
3. Bruce Gradkowski (2004).....	280
4. Bruce Gradkowski (2003).....	277
5. Logan Woodside (2017).....	264
6. Chris Wallace (1997).....	232
7. Phillip Ely (2015).....	226
8. Aaron Opelt (2008).....	225
9. Chris Wallace (1998).....	219
10. Terrance Owens (2012).....	215

Pass Completion Percentage

1. Terrance Owens (2011).....	72.2%
2. Bruce Gradkowski (2003).....	71.2%
3. Brian Jones (2002).....	70.2%
4. Bruce Gradkowski (2004).....	70.2%
5. Logan Woodside (2016).....	69.1%
6. Eli Peters (2020).....	68.2%
7. Tavares Bolden (2001).....	67.1%
8. Austin Dantin (2010).....	66.1%
9. Lee Pete (1947).....	65.2%
10. Austin Dantin (2011).....	64.9%



Logan Woodside finished his career as the all-time leading passer at Toledo with 10,514 yards.





Individual Records - Passing

Touchdown Passes

1. Logan Woodside (2016)	45
2. Bruce Gradkowski (2003)	29
Bruce Gradkowski (2005)	29
4. Logan Woodside (2017)	28
5. Bruce Gradkowski (2004)	27
Chris Wallace (1997)	27
7. Brian Jones (2002)	23
Phillip Ely (2015)	23
Dequan Finn (2022)	23
10. Logan Woodside (2014)	19

Passes Had Intercepted

1. Bob Aubry (1950)	18
2. Gene Swick (1973)	17
3. A. J. Sager (1984)	16
4. Mark Melfi (1989)	15
Dennis Wilkie (1959)	15
6. Jim Kelso (1982)	14
John Schneider (1966)	14
8. Kevin Meger (1991)	13
Jeff Heppinstall (1976)	13
Gene Swick (1974)	13
Chuck Ealey (1971)	13
Dan Simrell (1964)	13

Passing Efficiency

(Yds per att x 8.4) + (completion %) + (TD % x 3.3) - (Int. % x 2)

1. Logan Woodside (2016)	183.9
2. Terrance Owens (2011)	169.2
3. Carter Bradley (2020)	164.1
4. Bruce Gradkowski (2004)	162.6
5. Logan Woodside (2017)	162.2

Passing Yards Per Attempt

1. Eli Peters (2020)	11.7
2. Logan Woodside (2016)	9.9
3. Logan Woodside (2017)	9.4
4. Mitchell Guadagni (2019)	9.0
5. Terrance Owens (2011)	8.8
Mitchell Guadagni (2018)	8.8
7. Bruce Gradkowski (2004)	8.5
8. Bruce Gradkowski (2003)	8.2
Chuck Ealey (1969)	8.2
Dequan Finn (2021)	8.2

Touchdown Pass Percentage

1. Mitchell Guadagni (2019)	10.83%
2. Logan Woodside (2016)	10.77%
3. Bruce Gradkowski (2005)	8.7%
4. Austin Dantin (2011)	8.0%
5. Terrance Owens (2010)	7.9%
6. Terrance Owens (2011)	7.8%
7. Bruce Gradkowski (2003)	7.5%
8. Chuck Ealey (1969)	7.4%
9. Dequan Finn (2022)	7.3%
10. Dequan Finn (2021)	7.2%

Pass Interception Avoidance

1. Dequan Finn (2021)	0.8%
2. Terrance Owens (2011)	1.3%
3. Tavares Bolden (2000)	1.4%
4. Eli Peters (2020)	1.5%
5. Mitchell Guadagni (2019)	1.6%

GAME PASSING

Passing Yardage

1. Logan Woodside vs. BYU (2016)	505
2. Bruce Gradkowski vs. Pitt (2003)	461
Dequan Finn vs. E. Michigan (2021)	461
4. Logan Woodside vs. Tulsa (2017)	458
5. Bruce Gradkowski vs. BSU (2004)	455
6. Logan Woodside vs. Ohio (2016)	438
7. B. Gradkowski vs. Buffalo (2003)	435
8. Carter Bradley vs. N. Illinois (2020)	432
9. Aaron Opelt vs. Purdue (2009)	423
10. Aaron Opelt vs. Ball State (2009)	422
11. Terrance Owens vs. EMU (2012)	401
12. Aaron Opelt vs. N. Illinois (2007)	387
13. Jim Kelso vs. Wisconsin (1982)	382
14. Chuck Ealey vs. W. Michigan (1971)	381
15. Terrance Owens vs. EMU (2013)	375
16. Tavares Bolden vs. Ohio (2001)	374
17. Clint Cochran vs. Iowa St. (2006)	367
18. Chris Wallace vs. Miami (1997)	364
Gene Swick vs. CMU (1975)	364
20. Eli Peters vs. Ball State (2020)	363

Passes Attempted

1. Aaron Opelt vs Purdue (2009)	67
2. Bruce Gradkowski vs Pitt (2003)	62
3. Chris Wallace vs. Marshall (1998)	54
4. Tavares Bolden vs. Marshall (1999)	53
5. Kevin Meger vs. Purdue (1992)	52
Aaron Opelt vs. CMU (2006)	52
Phillip Ely vs. Arkansas State (2015)	52
8. B. Gradkowski vs. Syracuse (2003)	50
Tavares Bolden vs. WMU (2000)	50
Aaron Opelt vs. Michigan (2008)	50

Passes Completed

1. Bruce Gradkowski vs. Pitt (2003)	49
2. Aaron Opelt vs. Purdue (2009)	41
3. Clint Cochran vs. Iowa State (2006)	39
4. Bruce Gradkowski vs. BSU (2003)	33
Kevin Meger vs. Purdue (1992)	33
Aaron Opelt vs. Michigan (2008)	33
7. B. Gradkowski vs. Syracuse (2003)	31
Tavares Bolden vs. Ohio (2001)	31
Brian Jones vs. Pittsburgh (2002)	31
Aaron Opelt vs. CMU (2006)	31

Touchdown Passes

1. Bruce Gradkowski vs. Buff. (2003)	6
Bruce Gradkowski vs. BSU (2004)	6
Logan Woodside vs. Tulsa (2017)	6
Dequan Finn vs. Kent State (2022)	6
5. Logan Woodside vs. BYU (2016)	5
Logan Woodside vs. EMU (2014)	5
Chris Wallace vs. BGSU (1997)	5
Chris Wallace vs. WMU (1998)	5
Bruce Gradkowski vs. UTEP (2005)	5
Aaron Opelt vs. Ball State (2009)	5
Austin Dantin vs. NIU (2011)	5
Austin Dantin vs. Akron (2012)	5
Phillip Ely vs. Massachusetts (2015)	5

Pass Completion Percentage

(minimum 10 attempts)

1. Terrance Owens vs. EMU (2011)	92.4 (13-14)
2. B. Gradkowski vs. Buffalo (2003)	92.0 (23-25)
3. Bruce Gradkowski vs. NIU (2003)	88.8 (24-27)
4. B. Gradkowski vs. Liberty (2003)	87.5 (14-16)
Austin Dantin vs. EMU (2011)	87.5 (14-16)
6. Ryan Huzjak vs. Kent State (1994)	86.7 (13-15)
Gene Swick vs. Dayton (1974)	86.7 (13-15)
8. Bob Aubry vs. Wayne St. (1950)	85.7 (12-14)
Austin Dantin vs. Temple (2011)	85.7 (12-14)
10. B. Gradkowski vs. WMU (2004)	85.2 (23-27)

Longest Pass Completion (all TDs)

1. Logan Woodside to Jon'Vea Johnson	98
(vs. Ohio, 2016)	
2. Bruce Gradkowski to Kenny Higgins	96
(vs. Ball State, 2004)	
3. Mark Melfi to Jerry Evans	92
(vs. Central Michigan, 1987)	
4. Logan Woodside to Kishon Wilcher	89
(vs. Eastern Michigan, 2014)	
5. Logan Woodside to Diontae Johnson	89
(vs. Northern Illinois, 2017)	

Passing Yards In a Half

1. Bruce Gradkowski vs. BSU (2004/1st)	341
2. Aaron Opelt vs. NIU (2007/1st)	296
3. Bruce Gradkowski vs. EMU (2003/1st)	289
4. Carter Bradley vs. NIU (2020/1st)	285
5. B. Gradkowski vs. Buffalo (2003/1st)	277
Bruce Gradkowski vs. WMU (2005/1st)	277

Passes Completed In a Half

1. Bruce Gradkowski vs. Pitt (2003/2nd)	30
2. Bruce Gradkowski vs. EMU (2003/1st)	23
3. Aaron Opelt vs. Purdue (2009/1st)	22
Bruce Gradkowski vs. BSU (2003/2nd)	22
5. Bruce Gradkowski vs. WMU (2003/1st)	20



Dequan Finn threw for 239 of his 461 yards in the second half vs. Eastern Michigan in 2021.





Individual Records - Receiving

CAREER RECEIVING

Receptions

1. Eric Page (2009-11).....	306
2. Stephen Williams (2006-09).....	229
3. Lance Moore (2001-04).....	222
4. Steve Odom (2003-06).....	216
5. Alonzo Russell (2012-15).....	202
6. Bernard Reedy (2010-13).....	195
7. Corey Jones (2013-16).....	189
8. Dontà Greene (1999-2002).....	188
9. Nick Moore (2005-08).....	182
10. Cody Thompson (2014-2018).....	181
11. Mel Long (1997-2000).....	175
12. Don Fair (1969-71).....	171
13. Carl Ford (1999-2002).....	149
14. Diontae Johnson (2015-2018).....	137
15. Brock Kreitzburg (1995-98).....	134
16. Rick Isaiah (1987-90).....	126
17. John Ross (1972-74).....	124
18. Jon'Vea Johnson (2015-2018).....	123
19. Henry Burch (1964-66).....	121
20. Scott Brunswick (1992-95).....	118

Receiving Yards

1. Eric Page (2009-11).....	3,446
2. Cody Thompson (2014-2018).....	3,312
3. Stephen Williams (2006-09).....	3,102
4. Alonzo Russell (2012-15).....	3,076
5. Lance Moore (2001-04).....	2,776
6. Bernard Reedy (2010-2013).....	2,743
7. Steve Odom (2003-06).....	2,631
8. Diontae Johnson (2015-2018).....	2,276
9. Corey Jones (2013-16).....	2,236
10. Jon'Vea Johnson (2015-2018).....	2,224
11. Don Fair (1969-71).....	2,191
12. Mel Long (1997-2000).....	2,188
13. Nick Moore (2005-08).....	2,045
14. Dontà Greene (1999-2002).....	1,979
15. Carl Ford (1999-2002).....	1,966
16. Rick Isaiah (1987-90).....	1,939
17. Don Seymour (1972-74).....	1,758
18. Brock Kreitzburg (1995-98).....	1,676
19. Eric Hutchinson (1984-87).....	1,567
20. Scott Brunswick (1992-95).....	1,524

Touchdown Receptions

1. Cody Thompson (2014-2018).....	30
2. Lance Moore (2001-04).....	25
Eric Page (2009-11).....	25
4. Alonzo Russell (2012-15).....	24
Diontae Johnson (2015-2018).....	24
Jon'Vea Johnson (2015-2018).....	24
7. Bernard Reedy (2010-13).....	23
8. Michael Roberts (2013-16).....	22
9. Mel Long, Jr. (1997-2000).....	21
Stephen Williams (2006-09).....	21
11. Steve Odom (2003-06).....	19
12. Andrew Clarke (2001-05).....	18
Don Seymour (1972-74).....	17
Carl Ford (1999-2002).....	17

Yards Per Reception Average (minimum 50 receptions)

1. Butch Hunyadi (1978-81).....	20.2
2. Cody Thompson (2014-2018).....	18.3
3. Jon'Vea Johnson (2015-2018).....	18.1
4. Scott Resseguie (1973-76).....	17.3
5. Capus Robinson (1980-83).....	17.0
6. Al Baker (1969-71).....	16.6
Diontae Johnson (2015-2018).....	16.6
8. Don Seymour (1972-74).....	16.1
9. Romauldo Brown (1988-90).....	16.0
10. Eric Hutchinson (1984-87).....	15.5

Consecutive Games With a Reception


1. Alonzo Russell (2012-15).....	50
2. Steve Odom (2003-06).....	49
3. Mel Long (1997-2000).....	46
4. Eric Page (2009-11).....	38
Bernard Reedy (2010-13).....	38

Receptions By a Running Back

1. David Fluellen (2010-13).....	80
2. Steve Morgan (1981-84).....	79
3. Wasean Tait (1993-98).....	76
4. Kareem Hunt (2013-16).....	71
5. Trinity Dawson (2002-05).....	69
6. Bryant Koback (2018-21).....	66
7. Casey McBeth (1991-94).....	63
Morgan Williams (2008-11).....	63
Adonis Thomas (2008-11).....	63
10. Chester Taylor (1998-2001).....	61

Receptions By a Tight End

1. Jerry Evans (1987-90).....	114
Chris Hopkins (2004-07).....	114
3. Don Seymour (1972-74).....	109
4. Chris Holmes (2001-04).....	87
5. Andrew Clarke (2001-03).....	80
6. Mike Bilik (1997-99).....	75
7. Steve Rosi (1992-95).....	72
Al Baker (1969-71).....	72
9. John Allen (2005-08).....	70
Michael Roberts (2013-16).....	70



Diontae Johnson holds the Toledo record with 1,278 receiving yards in a season.



Eric Page is Toledo's all-time leader in career receptions (306) and receiving yards (3,446).





Individual Records - Receiving

SEASON RECEIVING

Receptions

1. Eric Page (2011).....	125
2. Lance Moore (2003).....	103
3. Eric Page (2010).....	99
4. Lance Moore (2004).....	90
5. Bernard Reedy (2012).....	88
6. Eric Page (2009).....	82
7. Don Fair (1970).....	81
8. Carl Ford (2002).....	79
Stephen Williams (2009).....	79
10. Nick Moore (2008).....	78
11. John Ross (1974).....	77
12. Dontae Johnson (2017).....	74
13. Stephen Williams (2007).....	73
14. Stephen Williams (2008).....	71
15. Corey Jones (2014).....	68
16. Corey Jones (2016).....	66
17. Donta' Greene (2002).....	63
18. Cody Thompson (2016).....	64
19. Steve Calabrese (1972).....	62
Donta' Greene (2001).....	62
Steve Odom (2003).....	62
Bernard Reedy (2013).....	62

Receiving Yards

1. Dontae Johnson (2017).....	1,278
2. Cody Thompson (2016).....	1,269
3. Lance Moore (2003).....	1,194
4. Lance Moore (2004).....	1,189
5. Eric Page (2011).....	1,182
6. Stephen Williams (2007).....	1,169
7. Eric Page (2009).....	1,159
8. Bernard Reedy (2012).....	1,113
9. Eric Page (2010).....	1,105
10. Stephen Williams (2009).....	1,065
11. Carl Ford (2002).....	1,062
12. Alonzo Russell (2012).....	960
13. Don Fair (1970).....	949
14. Jeff Calabrese (1972).....	886
John Ross (1974).....	886
16. Corey Jones (2014).....	842
17. Bernard Reedy (2013).....	840
18. Steve Odom (2003).....	838
19. Jerjuan Newton (2022).....	830
20. Cody Thompson (2015).....	825

Touchdown Receptions

1. Michael Roberts (2016).....	16
2. Lance Moore (2004).....	14
3. Dontae Johnson (2017).....	13
4. Cody Thompson (2016).....	11
5. Eric Page (2011).....	10
Jon'Vea Johnson (2016).....	10
Cody Thompson (2018).....	10
8. Lance Moore (2003).....	9
Don Seymour (1973).....	9
Carl Ford (2002).....	9
Bernard Reedy (2011).....	9
Jon'Vea Johnson (2018).....	9
Jerjuan Newton (2022).....	9

Yards Per Reception Average (minimum 10 receptions)

1. Rod Achter (1980).....	26.9 (269y/10r)
2. Butch Hunyadi (1978).....	26.0 (494y/19r)
3. Rod Achter (1981).....	25.7 (361y/14r)
Matt Landers (2021).....	25.7(517y/20r)
5. C. Robinson (1981).....	25.4 (254y/10r)
6. Tyrone Brown (1993).....	25.3 (303y/12r)
Bob Smith (1959).....	25.3 (455y/18r)
8. Glyn Smith (1971).....	24.5 (466y/19r)
9. Gene Cook (1955).....	23.0 (230y/10r)
10. Cody Thompson (2015).....	22.3 (825y/37r)

Receptions By a Running Back

1. Kareem Hunt (2016).....	41
2. Steve Morgan (1984).....	36
3. David Fluellen (2012).....	32
4. Adonis Thomas (2011).....	31
Adonis Thomas (2010).....	31
6. Casey McBeth (1994).....	30
Bryant Koback (2021).....	30
8. John Perry (1987).....	29
9. Scooter McDougale (2004).....	28
10. David Fluellen (2013).....	27

Receptions By a Tight End

1. Chris Hopkins (2006).....	54
2. Michael Roberts (2016).....	45
3. Steve Rosi (1995).....	44
Don Seymour (1973).....	44
5. Jerry Evans (1989).....	43
Don Seymour (1974).....	43
7. Mike Bilik (1998).....	39
8. Jerry Evans (1990).....	38
9. Andrew Clarke (2002).....	37
10. Chris Holmes (2004).....	36

Receptions By a Senior

1. Lance Moore (2004).....	90
2. Carl Ford (2002).....	79
Stephen Williams (2009).....	79
4. Nick Moore (2008).....	78
Bernard Reedy (2013).....	78

Receiving Yards By a Senior

1. Lance Moore (2004).....	1,189
2. Stephen Williams (2009).....	1,065
3. Carl Ford (2002).....	1,062
4. Bernard Reedy (2013).....	840
5. Nick Moore (2008).....	779

Receptions by a Junior

1. Eric Page (2011).....	125
2. Lance Moore (2003).....	103
3. Bernard Reedy (2012).....	88
4. Stephen Williams (2008).....	71
5. Cody Thompson (2016).....	64

Receiving Yards by a Junior

1. Cody Thompson (2016).....	1,269
2. Lance Moore (2003).....	1,194
3. Eric Page (2011).....	1,182
4. Bernard Reedy (2012).....	1,113
5. Stephen Williams (2008).....	781

Receptions by a Sophomore

1. Eric Page (2010).....	99
2. Dontae Johnson (2017).....	74
3. Stephen Williams (2007).....	73
4. Corey Jones (2014).....	68
5. Alonzo Russell (2013).....	59

Receiving Yards by a Sophomore

1. Dontae Johnson (2017).....	1,278
2. Stephen Williams (2007).....	1,169
3. Eric Page (2010).....	1,105
4. Corey Jones (2014).....	842
5. Jerjuan Newton (2022).....	830

Receptions by a Freshman

1. Eric Page (2009).....	82
2. Steve Odom (2003).....	62
3. Alonzo Russell (2012).....	56
4. Donta' Greene (1999).....	30
5. Nick Moore (2005).....	24

Receiving Yards by a Freshman

1. Eric Page (2009).....	1,159
2. Alonzo Russell (2012).....	960
3. Steve Odom (2003).....	838
4. Donta' Greene (1999).....	349
5. Nick Moore (2005).....	335



Lance Moore caught 103 passes in 2003 becoming the first Rocket to crack the century mark.





Individual Records - Receiving

GAME RECEIVING

Receptions

- Nick Moore vs. Michigan (2008).....20
- Eric Page vs. Ball State (2011).....16
- Lance Moore vs. Pittsburgh (2003)15
Stephen Williams vs. Buffalo (2007)15
Stephen Williams vs. Purdue (2009)15
- John Ross vs. Tampa (1974)14
Eric Page vs. Kent State (2010).....14
Eric Page vs. Syracuse (2011).....14
- Lance Moore vs. CMU (2003).....13
Jeff Calabrese vs. Miami (1972)13
Marcus Goodwin vs. Purdue (1992).....13
Chris Hopkins vs. Iowa St. (2006)13
Eric Page vs. Air Force (2011).....13
Bernard Reedy vs. Ball St. (2013).....13
- John Ross vs. Miami (1974)12
Stephen Williams vs. Arizona (2008).....12
Eric Page vs. Purdue (2010).....12

Receiving Yards

- Bernard Reedy vs. EMU (2012).....237
- Kenny Higgins vs. BSU (2004)233
- Stephen Williams vs. BSU (2009).....231
- Jeff Calabrese vs. Miami (1972)203
- Lance Moore vs. Buffalo (2003)195
- Stephen Williams vs. Purdue (2009)185
- Jon'Vea Johnson vs. BYU (2016).....184
- Jeff Hepinstall vs. W. Carolina (1975)181
Capus Robinson vs. KSU (1983).....181
- Cody Thompson vs. Tulsa (2017).....178
- James Spriggs vs. Ohio (1996).....176
- Cody Thompson vs. Ark. St (2016).....174
- Stephen Williams vs. Buffalo (2007)172
- Diontae Johnson vs. BSU (2017)170
- Eric Hutchinson vs. Kent State (1986).....163
- Lance Moore vs. Pittsburgh (2003).....162
Nick Moore vs. Michigan (2008)162

Touchdown Receptions

- Eric Page vs. NIU (2011).....5
- Cody Thompson vs. CMU (2016).....4
- Nine players.....3

Shortest Time Between Touchdown Receptions

- Mel Long vs. WMU (1998).....25 sec.

Yards Per Reception Average (minimum 100 yards)

- Cody Thompson vs. EMU (2015).....55.0 (2-110)
- Scott Resseguie vs. KSU (1975)53.0 (2-106)
- Eric Page vs. Colorado (2009).....46.0 (3-138)
- Butch Hunyadi vs. BGSU (1978)42.7 (3-128)
- Al Baker vs. Ohio (1969)40.0 (4-160)
- Jim Seymour vs. CMU (1973).....39.3 (3-118)
- Rod Achter vs. WMU (1981).....37.3 (3-112)
Henry Burch vs. Villanova (1966).....37.3 (3-112)
- James Thibert vs. S.Dak.St.(1962).....36.7 (3-110)
- Glyn Smith vs. WMU (1971)36.3 (3-109)

Longest Reception (all TDs)

- Jon'Vea Johnson from Logan Woodside98 (vs. Ohio, 2016)
- Kenny Higgins from Bruce Gradkowski.....96 (vs. Ball State, 2004)
- Jerry Evans from Mark Melfi92 (vs. Central Michigan, 1987)
- Kishon Wilcher from Logan Woodside89 (vs. Eastern Michigan, 2014)
- Diontae Johnson from Logan Woodside.....89 (vs. Northern Illinois, 2017)

Receptions by a Running Back

- David Fluellen vs. Missouri (2013).....10
- Kelvin Farmer vs. Wichita St. (1985)7
Eddie Harris vs. EMU (1985).....7
Steve Morgan vs. Ohio (1984).....7
David Pasquale vs. Akron (2012).....7

Receiving Yards By a Running Back

- David Pasquale vs. Akron (2012)110
- David Fluellen vs. Missouri (2013)100
- Kareem Hunt vs. Ball State (2016).....98
- Bryant Koback vs. NIU (2021).....77
- Kareem Hunt vs. WMU (2016).....73

Receptions by a Tight End

- Chris Hopkins vs. Iowa State (2006).....13
- Chris Hopkins vs. CMU (2006).....13
Tozere Franklin vs. CMU (1975).....13
- Jerry Evans vs. NIU (1989).....10
- Chris Holmes vs. NIU (2004).....9
Rick Wasserman vs. Ball St. (1976)9

Receiving Yards By a Tight End

- Chris Hopkins vs. Iowa St. (2006)139
- Jerry Evans vs. NIU (1989).....116
- Chris Hopkins vs. WMU (2006).....100
- Mike Bilik vs. BGSU (1997)94
Michael Roberts vs. BGSU (2016).....94

Receptions By a Senior

- Nick Moore vs. Michigan (2008).....20
- Stephen Williams vs. Purdue (2009)15
- John Ross vs. Tampa (1974)14
- Jeff Calabrese vs. Miami (1972)13
Marcus Goodwin vs. CMU (1992).....13

Receiving Yards By a Senior

- Stephen Williams vs. BSU (2009).....231
- Stephen Williams vs. Purdue (2009)185
- Cody Thompson vs. Tulsa (2017).....178
- James Spriggs vs. Ohio (1996)176
- Marcus Goodwin vs. CMU (1992).....154

Receptions by a Junior

- Eric Page vs. Ball State (2011).....16
- Lance Moore vs. Pittsburgh (2003)15
- Eric Page vs. Syracuse (2011).....14
- Lance Moore vs. CMU (2003).....13
- Stephen Williams vs. Arizona (2008).....12

Receiving Yards by a Junior

- Bernard Reedy vs. EMU (2012).....237
- Cody Thompson vs. Ark. St (2016).....174
- Eric Page vs. Syracuse (2011).....168
- Cody Thompson vs. BYU (2016)161
- Brock Kreitzburg vs. EMU (1997).....159

Receptions by a Sophomore

- Stephen Williams vs. Buffalo (2007).....15
- Eric Page vs. Kent State (2010).....14
- Eric Page vs. Purdue (2010).....12
Corey Jones vs. ISU (2014).....12
- Corey Jones vs. Cincinnati (2014).....11

Receiving Yards by a Sophomore

- Jon'Vea Johnson vs. BYU (2016).....184
- Diontae Johnson vs. BSU (2017)170
- Stephen Williams vs. Buffalo (2007).....172
- Stephen Williams vs. CMU (2007)157
- Stephen Williams vs. EMU (2007).....150

Receptions by a Freshman

- Eric Page vs. Purdue (2009).....12
- Eric Page vs. Ball State (2009).....11
- Eric Page vs NIU (2009)10
- Alonzo Russell vs Akron (2012)9
Nick Moore vs. CMU (2008).....9

Receiving Yards by a Freshman

- Alonzo Russell vs. BGSU (2012)152
Eric Page vs. BSU (2009).....152
- Alonzo Russell vs. Akron (2012)139
- Eric Page vs. Colorado (2009).....138
- Eric Page vs. BGSU (2009).....132

Receptions In a Half

- Eric Page vs. Ball St. (2011/1st)11
- Eric Page vs. Kent St. (2010/1st)10
Stephen Williams vs. Purdue (2009/1st).....10
Nick Moore vs. Michigan (2008/1st).....10
Nick Moore vs. Michigan (2008/2nd)10



Nick Moore caught a school-record 20 passes (10 in each half) in a 13-10 victory over Michigan in 2008.





Individual Records - Scoring/Offense

CAREER SCORING

Points Scored

1. Jameson Vest (2015-2018).....446
2. Chester Taylor (1998-2001).....366
3. Jeremiah Detmer (2011-14).....340
4. Todd France (1998-2001).....337
5. Jason Robbins (2002-05).....325

Points by Touchdowns

1. Chester Taylor (1998-2001).....366
2. Bryant Koback (2018-21).....314
2. Kareem Hunt (2013-16).....264
3. Joe Schwartz (1970-72).....252
4. Wasean Tait (1993-98).....240

Points by Kicking

1. Jameson Vest (2015-2018).....446
2. Jeremiah Detmer (2011-14).....340
3. Todd France (1998-2001).....331
4. Jason Robbins (2002-05).....325
5. Rusty Hanna (1989-92).....298

SEASON SCORING

Points Scored

1. Chester Taylor (2001).....144
- Wasean Tait (1995).....144
3. Joe Schwartz (1971).....120
4. Chester Taylor (2000).....114
5. Bryant Koback (2021).....110

Points by Touchdowns

1. Wasean Tait (1995).....144
- Chester Taylor (2001).....144
3. Joe Schwartz (1971).....120
4. Chester Taylor (2000).....114
- Roland Moss (1967).....114
- Kelvin Farmer (1986).....114
- Jalen Parmele (2007).....114
- Kareem Hunt (2014).....114

Points by Kicking

1. Jameson Vest (2017).....131
2. Jameson Vest (2018).....109
3. Jameson Vest (2015).....106
4. Jeremiah Detmer (2013).....101
5. Jameson Vest (2016).....100

GAME SCORING

Points

1. Casey McBeth vs. Akron (1994).....32
2. Kareem Hunt vs. Ark St. (2014).....30
- Gib Stick vs. Findlay (1923).....30
- Joe Schwartz vs. Kent State (1971).....30
- Chester Taylor vs. CMU (2001).....30
- Eric Page vs. NIU (2011).....30
- Kareem Hunt vs. Arkansas St. (2015).....30
- Shakif Seymour vs. BGSU (2017).....30

Points by Touchdowns

1. Gib Stick vs. Findlay (1923).....30
- Joe Schwartz vs. Kent State (1971).....30
- Casey McBeth vs. Akron (1994).....30
- Chester Taylor vs. CMU (2001).....30
- Eric Page vs. NIU (2011).....30
- Kareem Hunt vs. Arkansas St. (2015).....30
- Shakif Seymour vs. BGSU (2017).....30

Points By Kicking

1. Rusty Hanna vs. N. Illinois (1992).....18
2. Jeremiah Detmer vs. Cinc. (2012).....17
- Jameson Vest vs. Elon (2017).....17
4. Todd France vs. E. Illinois (2000).....16
5. Rusty Hanna vs. Ball State (1989).....15

Touchdowns In a Half

27 Rockets have scored three touchdowns in a half.

CAREER ALL-PURPOSE

All-Purpose Yardage

1. Eric Page (2009-11).....6,047
2. Kareem Hunt (2013-16).....5,500
3. Chester Taylor (1998-2001).....5,437
4. Wasean Tait (1993-98).....5,308
5. Bernard Reedy (2010-13).....5,013

SEASON ALL-PURPOSE

All-Purpose Yardage

1. Wasean Tait (1995).....2,326
2. Bernard Reedy (2012).....2,271
3. Eric Page (2011).....2,244
4. Jalen Parmele (2007).....2,228
5. Eric Page (2010).....2,035

GAME ALL-PURPOSE

All-Purpose Yardage

1. Bernard Reedy vs. EMU (2012).....407
2. Casey McBeth vs. Akron (1994).....370
3. Jalen Parmele vs. Ohio (2007).....341
4. Morgan Williams vs. Miami (2008).....330
5. Adonis Thomas vs. WMU (2011).....293

CAREER TOTAL OFFENSE

Total Plays

1. Gene Swick (1972-75).....1,569
2. Ryan Huzjak (1993-96).....1,532
3. Bruce Gradkowski (2002-05).....1,371
4. Logan Woodside (2013-17).....1,311
5. Aaron Opelt (2006-09).....1,274

Total Offense

1. Logan Woodside (2013-17).....10,602
2. Bruce Gradkowski (2002-05).....10,243
3. Ryan Huzjak (1993-96).....8,465
4. Gene Swick (1972-75).....8,083
5. Aaron Opelt (2006-09).....7,341

Touchdowns Responsible For

1. Logan Woodside (2013-17).....102
2. Bruce Gradkowski (2002-05).....99
3. Ryan Huzjak (1993-96).....67
4. Chester Taylor (1998-2001).....63
- Aaron Opelt (2006-09).....63

SEASON TOTAL OFFENSE

Total Plays

1. Chris Wallace (1997).....531
2. Gene Swick (1973).....520
3. Brian Jones (2002).....508
4. Gene Swick (1974).....493
- Chris Wallace (1998).....493

Touchdowns Responsible For

1. Logan Woodside (2016).....45
2. Bruce Gradkowski (2004).....36
3. Bruce Gradkowski (2005).....33
4. Bruce Gradkowski (2003).....30
5. Chris Wallace (1997).....29
- Logan Woodside (2017).....29

Total Offense

1. Logan Woodside (2016).....4,089
2. Logan Woodside (2017).....3,916
3. Brian Jones (2002).....3,860
4. Bruce Gradkowski (2003).....3,714
5. Bruce Gradkowski (2004).....3,709

GAME TOTAL OFFENSE

Total Plays

1. Aaron Opelt vs. Purdue (2009).....71
2. Bruce Gradkowski vs. Pitt (2003).....67
- Gene Swick vs. Kent (1973).....67
4. Tavares Bolden vs. Marshall (1999).....63
5. Chris Wallace vs. Marshall (1998).....62

Total Offense

1. Logan Woodside vs. BYU (2016).....500
2. Bruce Gradkowski vs. Pitt (2003).....489
3. Bruce Gradkowski vs. Buffalo (2003).....475
4. **Dequan Finn vs EMU (2021).....458**
5. Logan Woodside vs. Tulsa (2017).....457



Jameson Vest scored 466 points from 2015-18, 80 points higher than any player in Toledo history.





Individual Records - Returns

CAREER PUNT RETURNS

Punt Returns

- 1. Eddie Harris (1982-85) 88
- 2. Jameel Turner (1996-99) 83
- 3. Steve Banks (1970-71) 65
- 4. Corey Jones (2013-16) 64
- 5. Scott Alexander (1977-79) 60

Punt Return Yardage

- 1. Donta' Greene (1999-2002) 712
- 2. Jameel Turner (1996-99) 657
- 3. Eddie Harris (1982-85) 625
- 4. Corey Jones (2013-16) 532
- 5. Dan Crockett (1968-69) 451

Punt Return Average

Minimum 25 returns

- 1. Donta' Greene (1999-2002) 14.2
- 2. Corey Jones (2013-16) 8.3
- 3. D. McKinley-Lewis (2016-21) 8.1
- 4. Eric Page (2009-11) 7.93
- 5. Jameel Turner (1996-99) 7.91

Punts Returned For a Touchdown

- 1. Mace Freeman (1995-98) 2
- Donta' Greene (1999-2002) 2
- Paul Dye (2000-02) 2
- Lance Moore (2001-04) 2
- Diontae Johnson (2015-2018) 2

SEASON PUNT RETURNS

Punt Returns

- 1. Steve Banks (1971) 37
- 2. Mike Slater (1976) 31
- 3. Jameel Turner (1997) 31
- Adam Beale (2022) 31**
- 5. Dan Crockett (1969) 30
- Donta' Greene (2002) 30

Punt Return Yardage

- 1. Donta' Greene (2002) 443
- 2. Jameel Turner (1997) 321
- 3. Pete Kramer (1967) 309
- 4. Dan Crockett (1969) 268
- 5. **Adam Beale (2022) 252**

Punt Return Average

Minimum 10 returns

- 1. Diontae Johnson (2018) 18.5
- 2. Donta' Greene (2002) 14.7
- 3. Lance Moore (2004) 13.8
- 4. Lance Moore (2003) 12.9
- 5. Donta' Greene (2001) 12.4

Punts Returned For a Touchdown

- 1. Paul Dye (2000) 2

GAME PUNT RETURNS

Punt Returns

- 1. Steve Banks vs. Marshall (1971) 10
- 2. Dan Crockett vs. BGSU (1968) 8
- Jameel Turner vs. Akron (1997) 8
- 4. Steve Banks vs. Marshall (1970) 7
- Scott Alexander vs. N. Illinois (1978) 7
- Marcus Goodwin vs. Miami (1992) 7
- Cody Thompson vs. CMU (2018) 7

Longest Punt Return

- 1. Jim Gray vs. Dayton (1963) 98
- 2. Jim Hays vs. Springfield-MA (1949) 90
- 3. Lance Moore vs. CMU (2004) 89
- 4. Diontae Johnson vs. BSU (2017) 87
- 5. Jim Purtil vs. Davis & Elkins (1951) 85
- Eric Page vs. EMU (2011) 85

CAREER KICKOFF RETURNS

Kickoff Returns

- 1. Eddie Harris (1982-85) 80
- Eric Page (2009-2011) 80
- 3. Diontae Johnson (2015-2018) 79
- 4. Donta' Greene (1999-2002) 60
- 5. Renza Hughly (1986-87) 54

Kickoff Return Average

- 1. Eric Page (2009-11) 27.3
- 2. Bernard Reedy (2010-13) 24.7
- 3. Diontae Johnson (2015-2018) 23.4
- 4. Ainsworth Morgan (1990-93) 23.1
- 5. Richard Davis (2005-06) 22.2

Kickoffs Returned For a Touchdown

- 1. Eric Page (2010) 4
- 2. Bernard Reedy (2010-13) 3
- 3. Lance Moore (2001-04) 2
- Diontae Johnson (2015-2018) 2

SEASON KICKOFF RETURNS

Kickoff Returns

- 1. Donta' Greene (2002) 36
- 2. Eric Page (2011) 34
- 3. Richard Davis (2006) 32
- Bernard Reedy (2012) 32
- Diontae Johnson (2015) 32

Kickoff Return Average

- 1. Eric Page (2010) 31.1
- 2. **Jacquez Stuart (2021) 27.9**
- 3. Bernard Reedy (2012) 27.7
- Bryce Mitchell (2021) 27.7
- 5. Diontae Johnson (2018) 25.8

Kickoffs Returned For a Touchdown

- 1. Eric Page (2010) 3
- Bernard Reedy (2012) 3

GAME KICKOFF RETURNS

Kickoff Returns

- 1. Steve Banks vs. Marshall (1970) 7
- 2. Kishon Wilcher vs. ISU (2014) 6
- Willie Loper vs. Tulsa (1964) 6
- Eric Page vs. Boise State (2011) 6
- Diontae Johnson vs. WMU (2015) 6

Kickoff Return Yardage

- 1. Eric Page vs. CMU (2010) 215
- 2. Bernard Reedy vs. EMU (2012) 170
- 3. Eric Page vs. NIU (2010) 160
- 4. Eric Page vs. Air Force (2011) 153
- Jacquez Stuart vs. EMU (2021) 153**

Longest Kickoff Return

- 1. Chuck Hardy vs. John Carroll (1948) 100
- 2. Eric Page vs. CMU (2010) 99
- Diontae Johnson vs. Elon (2017) 99
- 4. Diontae Johnson vs. Nevada (2018) 98
- 5. **Jacquez Stuart vs. EMU (2021) 97**

All returns on this list went for TDs.

Kickoffs Returned For a Touchdown

- 1. Eric Page vs. CMU (2010) 2



Eric Page returned two kickoffs for touchdowns vs. Central Michigan in 2010.





Individual Records - Kicking

CAREER FIELD GOALS

Field Goals Made

1. Jameson Vest (2015-2018).....	72
2. Rusty Hanna (1989-92).....	68
3. Jeremiah Detmer (2011-14).....	65
4. Todd France (1998-2001).....	59
5. Bruce Nichols (1985-88).....	50
6. Alex Steigerwald (2006-09).....	48
7. Tony Lee (1980-83).....	40
8. Jason Robbins (2002-05).....	38
9. Thomas Cluckey (2019-22).....	35
10. Ken Crots (1967-69).....	20

Field Goals Attempted

1. Rusty Hanna (1989-92).....	99
2. Jameson Vest (2015-2018).....	96
3. Todd France (1998-2001).....	84
4. Jeremiah Detmer (2011-14).....	77
5. Bruce Nichols (1985-88).....	70
6. Alex Steigerwald (2006-09).....	58
7. Tony Lee (1980-83).....	51
8. Thomas Cluckey (2019-22).....	49
9. Jason Robbins (2002-05).....	46
10. David Ridgeway (1977-80).....	41

Field Goal Percentages

Minimum of 10 field goals made

1. Jeremiah Detmer (2011-14).....	84.4%
2. Alex Steigerwald (2006-09).....	82.8%
3. Jason Robbins (2002-05).....	82.6%
4. Tony Lee (1980-83).....	78.4%
5. Jameson Vest (2015-2018).....	75.0%
6. Thomas Cluckey (2019-22).....	71.4%
7. Bruce Nichols (1985-88).....	71.4%
8. Todd France (1998-2001).....	70.2%
9. Rusty Hanna (1989-92).....	68.7%
10. Ryan Klaer (1994-96).....	63.0%

Field Goals Made - 50+ Yards

1. Rusty Hanna (1989-92).....	2
Todd France (1998-2001).....	2
Jeremiah Detmer (2011-14).....	2
4. Bruce Nichols (1985-88).....	1
Alex Steigerwald (2006-09).....	1
Thomas Cluckey (2019-22).....	1

Consecutive Field Goals Made

1. Alex Steigerwald (2007-08).....	23
Jeremiah Detmer (2012-13).....	23
3. Jason Robbins (2004-05).....	19
4. Jeremiah Detmer (2013-14).....	15

SEASON FIELD GOALS

Field Goals Made

1. Jameson Vest (2017).....	25
2. Jeremiah Detmer (2012).....	24
3. Rusty Hanna (1992).....	21
4. Jeremiah Detmer (2013).....	19
Jameson Vest (2015).....	19
6. Rusty Hanna (1990).....	18
Todd France (1999).....	18
8. Jeremiah Detmer (2014).....	17
9. Alex Steigerwald (2008).....	16
10. Seven players.....	15



Jeremiah Detmer made 84.4% of his field goals from 2011-14.

Field Goals Attempted

1. Jameson Vest (2017).....	30
2. Rusty Hanna (1992).....	29
3. Jeremiah Detmer (2012).....	29
4. Rusty Hanna (1990).....	28
5. Jameson Vest (2015).....	27
6. Todd France (1999).....	26
7. David Walker (1984).....	25
8. Thomas Cluckey (2021).....	24
8. Bruce Nichols (1987).....	23
9. Tom Duncan (1979).....	22
Jeremiah Detmer (2014).....	22

Field Goal Percentage

(Minimum of 5 field goals made)

1. Jason Robbins (2005).....	100.0% (13-13)
Alex Steigerwald (2007).....	100.0% (13-13)
Thomas Cluckey (2020).....	100.0% (5-5)
3. Jeremiah Detmer (2013).....	95.0% (19-20)
4. Jason Robbins (2004).....	90.0% (9-10)
5. Bruce Nichols (1988).....	88.2% (15-17)
6. Alex Steigerwald (2007).....	87.5% (7-8)
7. David Ridgeway (1980).....	83.3% (5-6)
Jameson Vest (2017).....	83.3% (25-30)
9. Jeremiah Detmer (2012).....	82.8% (24-29)
10. Jason Robbins (2002).....	81.3% (13-16)

Extra Points Attempted

1. Jameson Vest (2015-2018).....	236
2. Jason Robbins (2002-05).....	223
3. Todd France (1998-2001).....	156
4. Jeremiah Detmer (2011-14).....	151
5. Alex Steigerwald (2006-09).....	150

Extra Point Percentage

1. Thomas Cluckey (2019-22).....	99.2%
2. Todd France (1998-2001).....	98.7%
3. Jameson Vest (2015-2018).....	97.5%
4. Ryan Casano (2009-11).....	97.4%
5. Ken Crots (1967-69).....	96.3%

SEASON EXTRA POINTS

Extra Points Made

1. Ryan Casano (2011).....	66
2. Jameson Vest (2018).....	64
3. Jameson Vest (2016).....	61
4. Jeremiah Detmer (2014).....	57
5. Jason Robbins (2004).....	55
6. Jason Robbins (2002).....	54
Jason Robbins (2005).....	54

Extra Point Percentage

1. Thomas Cluckey (2022).....	1.000 (52-52)
Thomas Cluckey (2021).....	1.000 (52-52)
Todd France (2000).....	1.000 (49-49)
Ken Crots (1967).....	1.000 (35-35)
Tony Lee (1981).....	1.000 (33-33)
Ken Crots (1968).....	1.000 (29-29)
Todd France (1998).....	1.000 (28-28)
David Ridgeway (1979).....	1.000 (26-26)
Rusty Hanna (1992).....	1.000 (26-26)
Bruce Nichols (1986).....	1.000 (21-21)

GAME EXTRA POINTS

Extra Points Made

1. Robert Carson vs. Davis & Elkins (1951).....	10
Alex Steigerwald vs. N. Illinois (2007).....	10
3. Ryan Casano vs. WMU (2011).....	9
Jeremiah Detmer vs. Arkansas St. (2015).....	9
Jameson Vest vs. Eastern Michigan (2015).....	9
Jameson Vest vs. VMI (2018).....	9
Jameson Vest vs. Nevada (2018).....	9

GAME FIELD GOALS

Field Goals Made

1. Rusty Hanna vs. N. Illinois (1992).....	6
2. Rusty Hanna vs. Ball State (1989).....	5
Todd France vs. E. Illinois (2000).....	5
Jeremiah Detmer vs. Cinc. (2012).....	5
5. Numerous players.....	4

Longest Field Goal Made (50+ yards)

1. Todd France vs. W. Michigan (2001).....	55
2. Jeremiah Detmer vs. Syracuse (2011).....	52
3. Bruce Nichols vs. E. Michigan (1986).....	51
Rusty Hanna vs. Purdue (1992).....	51
Todd France vs. E. Michigan (1999).....	51
6. Rusty Hanna vs. Ohio (1990).....	50
Thomas Cluckey v. C. Michigan (2021).....	50

CAREER EXTRA POINTS

Extra Points Made

1. Jameson Vest (2015-2018).....	230
2. Jason Robbins (2002-05).....	211
3. Todd France (1998-2001).....	154
4. Jeremiah Detmer (2011-14).....	145
5. Alex Steigerwald (2006-09).....	143





Individual Records - Punting

CAREER PUNTING

Punts

- 1. Roch Wurst (1975-78)265
- 2. Brian Borders (1989-92)238
- 3. David Walker (1981-84)219
- 4. Ty Grude (1993-96).....215
- 5. Bailey Flint (2017-21).....211

Punt Yardage

- 1. Roch Wurst (1975-78) 9,913
- 2. Brian Borders (1989-92) 9,329
- 3. Bailey Flint (2017-21).....8,501
- 3. Ty Grude (1993-96) 8,449
- 4. David Walker (1981-84) 8,314

Punting Average

- 1. Brett Kern (2004-07).....42.3
- 2. Gabe Lindstrom (1997-98).....40.8
- 3. Bailey Flint (2017-21)40.3
- 4. Vince Penza (2010-13)39.7
- Nick Ellis (2014-16)39.7

SEASON PUNTING

Punts

- 1. Roch Wurst (1977)..... 81
- 2. Gabe Lindstrom (1998)..... 78
- 3. David Ridgway (1979) 76
- 4. Brian Borders (1991)..... 70
- 5. Gabe Lindstrom (1997) 69

Punt Yardage

- 1. Gabe Lindstrom (1998) 3,196
- 2. Roch Wurst (1977) 3,081
- 3. David Ridgway (1979) 2,857
- 4. Gabe Lindstrom (1997) 2,797
- 5. Ty Grude (1996).....2,701

Punting Average

(Minimum of 20 punt attempts)

- 1. Bailey Flint (2019).....47.3
- 2. Brett Kern (2007)46.1
- 3. Brandon Hannum (2003).....43.5
- 4. Nick Ellis (2016)43.1
- 5. Ty Grude (1996)42.9

GAME PUNTING

Punts

- 1. Gerry Welling vs. Boston (1935) 16
- 2. Gerry Welling vs. Heidelberg (1933).....15
- Dave Ridgway vs. Ariz. State (1979).....15
- 4. Mike Denny vs. BGSU (1981).....11
- Dave Ridgway vs. E. Michigan (1979).....11
- Roland Moss vs. BGSU (1968)11
- David Walker vs. BGSU (1983).....11
- Bill O'Hara vs. BGSU (1971)11
- Brian Borders vs. Washington (1991)11
- John Manly vs. Syracuse (1999)11
- Bill Claus vs. Ohio State (2009)11

Punting Average

(minimum 4 attempts)

- 1. Gabe Lindstrom (4) vs. UCF (1997) 56.5
- 2. Brett Kern (6) vs. WMU (2007) 53.8
- 3. Bailey Flint (6) vs. Colorado St (2019)..... 52.0
- 4. Brett Kern (4) vs. CMU (2007) 51.8
- 5. Brett Kern (5) vs. Ball State (2007) 50.6

Longest Punt

- 1. Brandon Hannum vs. BGSU (2001)92
- 2. Jonathon Batzke vs. Buffalo (2022).....91
- 3. Mike Denny vs. C. Michigan (1981).....79
- 4. Gerry Welling vs. Muskingum (1934)78
- 5. Brian Borders vs. Ball State (1990)77
- 6. Tyler Burdick vs. BGSU (1988)74
- 7. Pete Cochran vs. WMU (1985).....73
- Brian Borders vs. WMU (1989)73
- 9. Bailey Flint vs. Colorado St (2019)72
- 10. Nick Ellis vs. BGSU (2016)69
- Ty Grude vs. Ball State (1996)69
- Brett Kern vs. Kent State (2006).....69



Brett Kern is Toledo's leader in career punting average.





Individual Records - Defense

CAREER INTERCEPTIONS

Interceptions

1. Gary Hinkson (1969-71) 18
2. Mark Brandon (1981-84) 17
3. Brandon Hefflin (2000-03) 16
4. Curtis Johnson (1967-69) 14
5. Dexter Clark (1983-86) 12
Thomas Duncan (1968-70) 12

Interception Return Yardage

1. Jermaine Robinson (2009-12) 291
2. Tom Duncan (1968-70) 217
3. Tyrrell Herbert (2004-08) 215
4. Corey Morris (1998-2001) 184
5. Mark Brandon (1981-84) 178

Interceptions Returned For a Touchdown

1. Keon Jackson (2002-05) 4
- Jermaine Robinson (2009-12) 4
3. Curtis Johnson (1967-69) 3

SEASON INTERCEPTIONS

Interceptions

1. Mark Brandon (1983) 9
2. Scott Resseguie (1974) 7
Curtis Johnson (1969) 7
Gary Hinkson (1970) 7
Mark Brandon (1984) 7

Interception Yardage

1. Jermaine Robinson (2011) 155
2. Tyrrell Herbert (2008) 134
3. Jim Mell (1960) 133
4. Jermaine Robinson (2012) 132
5. Barry Church (2006) 127

Interceptions Returned For a Touchdown

1. Curtis Johnson (1968) 2
Keon Jackson (2002) 2
Barry Church (2006) 2
Jermaine Robinson (2011) 2
Jermaine Robinson (2012) 2
Tyler Taafe (2018) 2

Quinyon Mitchell (2022) 2



Tyrrell Herbert returned this interception 100 yards vs. Michigan in 2008.

GAME INTERCEPTIONS

Interceptions

1. Jerry Palmer vs. Western Reserve (1950) 4
Quinyon Mitchell vs. N. Illinois (2022) 4
2. Herb Eldridge vs. Bradley (1950) 3
Gary Hinkson vs. Marshall (1970) 3
Steve Banks vs. East Carolina (1971) 3
Mark Brandon vs. Ball State (1984) 3
Bryant Jones vs. Kent State (1985) 3

Interception Return Yards

1. Jim Mell vs. Miami (1960) 120
2. Tom Duncan vs. Marshall (1968) 102
3. Tyrrell Herbert vs. Michigan (2008) 100
4. Richard Wray vs. Miami (1981) 89
5. Mark Brandon vs. Ball State (1984) 88

Longest Interception Return

1. Tyrrell Herbert vs. Michigan (2008) 100
2. Tom Duncan vs. Marshall (1968) 93
3. Jim Mell vs. Miami (1960) 90
4. Richard Wray vs. Miami (1981) 89
5. Barry Church vs. Kansas (2006) 84

Interceptions Returned For a Touchdown

1. **Quinyon Mitchell vs. NIU (2022) 2**

CAREER TACKLES/SACKS

Tackles

1. Aaron Bivins (1975-77) 508
2. Joe Conroy (1974, 76-78) 490
3. Jack Laraway (1978-81) 459
Tim Inglis (1983-86) 459
5. Doug Williams (1977-79) 427
6. Dan Molls (2009-12) 422
7. Clayton Moore (1981-84) 414
8. Steve Schnitkey (1969-71) 412
Archie Donald (2006-10) 412
9. Marin Russell (1979-82) 408
10. Clayton Moore (1981-84) 406

Tackles For Loss

1. Bob Beemer (1982-85) 75 (-305)
2. Dan Williams (1990-92) 50 (-199)
3. DeJuan Goulde (1998-2000) 47 (-206)
Jamal Hines (2018-22) 47 (-192)
Desjuan Johnson (2018-22) 47 (-173)
6. Kevin Rollins (1997-2000) 41 (-196)
7. David Gardner (1999-2002) 40 (-132)
8. Joe Conroy (1974, 76-78) 39 (-150)
9. Mike Alston (2003-06) 36.5 (-193)
Trent Voss (2012-15) 36.5 (-146)

Sacks

1. Bob Beemer (1982-85) 31 (-165)
2. Dan Williams (1990-92) 28 (-176)
3. Kevin Rollins (1997-2000) 25 (-153)
DeJuan Goulde (1998-2000) 25 (-153)
Jamal Hines (2018-22) 22 (-122)
6. Mike Alston (2003-06) 21.5 (-156)
7. Marcus Matthews (1994-97) 16 (-139)
Maurice Bulls (1991-93) 16 (-126)
Jayrone Elliott (2010-13) 16 (-122)
10. Frank Ofili (2000-03) 15 (-98)
Desjuan Johnson (2018-22) 15 (-97)
Marcus Amick (1987-90) 15 (-90)



Olasunkanmi Adeniyi had 20 tackles for loss in 2017.

SEASON TACKLES/SACKS

Tackles

1. Barry Sneed (1964) 240
2. Lee Emery (1964) 207
3. Ed Scott (1973) 204
4. John Niezgoda (1969) 201
5. Larry Macek (1975) 200
6. Ed Scott (1974) 195
7. Doug Williams (1978) 190
Jim Gant (1993) 190
9. Aaron Bivins (1976) 186
10. Aaron Bivins (1976) 180
Tom Ward (2002) 180
12. Steve Huffman (1987) 169
13. Dan Molls (2012) 166
14. Fred Zimmerman (1965) 157
Tim Inglis (1985) 157
16. Marlin Russell (1981) 155
Steve Huffman (1986) 155
18. David Gardner (2002) 154
Clayton Moore (1984) 154
20. Dave Hausfeld (1976) 153

Tackles For Loss

1. Bob Beemer (1985) 28 (-127)
Dan Williams (1992) 28 (-106)
3. Bob Beemer (1983) 23 (-70)
4. Bob Beemer (1984) 20 (-70)
Olasunkanmi Adeniyi (2017) 20 (-91)
6. Kevin Rollins (1999) 18 (-82)
7. Mike Alston (2006) 17 (-85)
DeJuan Goulde (1999) 17 (-80)
DeJuan Goulde (2000) 17 (-68)
David Bockmore (2001) 17 (-66)
Mike Russell (1981) 17 (-63)

Sacks

1. Bob Beemer (1985) 13 (-64)
Dan Williams (1992) 13 (-74)
3. Kevin Rollins (1999) 11 (-62)
4. Bob Beemer (1983) 10 (-43)
Dan Williams (1990) 10 (-70)
DeJuan Goulde (1999) 10 (-59)
Kevin Rollins (2000) 10 (-60)
Jamal Hines (2021) 10 (-52)
9. Mike Alston (2005) 9.5 (-67)
10. Jayrone Elliott (2013) 9 (-68)





Individual Records - Defense

GAME TACKLES/SACKS

Tackles

1. Jim Walser vs. Marshall (1976)	29
2. Larry Macek vs. N. Illinois (1975)	28
3. Ed Scott vs. Bowling Green (1973)	26
Aaron Bivens vs. Ball State (1977)	26
Darrell Mossburg vs. CMU (1992)	26
6. Willie Duke vs. Kent State (1972)	24
Mike Kennedy vs. CMU (1977)	24
8. Aaron Bivens vs. Ball State (1976)	23
Jack Laraway vs. BGSU (1980)	23
10. Doug Williams vs. CMU (1977)	22
Marlin Russell vs. E. Carolina (1981)	22
Clayton Moore vs. Miami (1983)	22
Jim Gant vs. Miami (1993)	22
Mark Herron vs. Miami (1995)	22
Tom Ward vs. UNLV (2002)	22
Tom Ward vs. Ball State (2002)	22
17. John Niezgoda vs. Villanova (1971)	21
Aaron Bivens vs. CMU (1977)	21
Dave Hausfeld vs. Ball State (1977)	21
Jim Walser vs. Ball State (1977)	21
Doug Williams vs. Ohio (1978)	21
Ed Jefferson vs. Kent State (1978)	21
Jim Gant vs. Cincinnati (1993)	21
Tim Inglis vs. N. Illinois (1985)	21
Matt Eberflus vs. N. Illinois (1991)	21
Tom Ward vs. Navy (2001)	21

Tackles For Loss

1. Bob Beemer vs. Kent State (1985)	5
Mark Rhea vs. C. Michigan (1990)	5
Kevin Rollins vs. Ball State (1999)	5
DeJuan Goulde vs. Marshall (2000)	5
5. Numerous players tied	4

Sacks

1. Bob Beemer vs. Kent State (1985)	5
2. Ray Turner vs. W. Michigan (2003)	4
Kevin Rollins vs. Ball State (1999)	4
4. Numerous players tied	3



PASS BREAKUPS

Career Pass Breakups

1. Samuel Womack (2017-21)	42
2. Keon Jackson (2002-05)	35
3. Quinyon Mitchell (2020-pres.)	33
4. Mark Herron (1993-96)	32
5. Jamal Belt (1992-95)	31

Season Pass Breakups

1. Quinyon Mitchell (2022)	20
2. Samuel Womack (2021)	16
3. Desmond Marrow (2011)	15
Samuel Womack (2019)	15
5. Jamal Belt (1993)	13
Clarence Love (1997)	13
Cheatham Norrils (2015)	13

Game Pass Breakups

1. Quinyon Mitchell at Buffalo (2022)	5
2. Nigel Morris vs. UTEP (2005)	4
Josh Teachey vs. UMass (2015)	4
Ka'dar Hollman vs. CMU (2018)	4

FUMBLES FORCED

Career Forced Fumbles

1. Corey Morris (1998-2001)	10
Patrick Body (2001-04)	10
3. Tyrrell Herbert (2005-08)	9
4. T.J. Fatinikun (2009-12)	7

Season Forced Fumbles

1. Tyrrell Herbert (2005)	5
Jayrone Elliott (2013)	5
3. Jerry Bodart (1977)	4
Harold McGuire (1985)	4
Mark Herron (1996)	4
Andy Boyd (2001)	4
Corey Morris (2001)	4
Patrick Body (2004)	4
T.J. Fatinikun (2010)	4
Robert Bell (2011)	4

Game Forced Fumbles

1. Jehu Anderson vs. WMU (2001)	2
Patrick Body vs. UNLV (2003)	2
Jason Flowers vs. Miami (2004)	2
Tyrrell Herbert vs. Temple (2005)	2
T.J. Fatinikun vs. EMU (2009)	2
T.J. Fatinikun vs. BGSU (2010)	2
Robert Bell vs. WMU (2011)	2
Robert Bell vs. UNH (2011)	2
Chase Murdock vs. BGSU (2015)	2

FUMBLES RECOVERED

Career Fumble Recoveries

1. Andy Boyd (1998-2001)	7
Dan Molls (2009-12)	7
3. Dwayne Smith (1987-90)	6
David Gardner (1999-2002)	6

Season Fumble Recoveries

1. Joe Conroy (1977)	4
Dwayne Smith (1988)	4
Greg Hay (2007)	4
4. 13 Players Tied	3

Game Fumble Recoveries

1. Greg Hay vs. NIU (2007)	2
Dan Molls vs. WMU (2011)	2
Junior Sylvestre vs. CMU (2013)	2

BLOCKED KICKS

Career Blocked Kicks

1. Reggie Gilliam (2016-19)	6
2. Barry Church (2006-09)	3
Cody Thompson (2014-18)	3
Nate Childress (2016-19)	3

Season Blocked Kicks

1. Reggie Gilliam (2018)	4
2. Barry Church (2009)	3

Game Blocked Kicks

No Rocket has blocked more than one kick in a single game.

Quinyon Mitchell led the nation with 20 pass breakups in 2022.





Individual Records - Opponents

GAME RUSHING

Rushing Yards

- Brian Pruitt, CMU (1994)356
- Jamal Williams, BYU (2016)286
- Bronson Hill, EMU (2012)283
- Marvin Kinsey, Colorado State (2019) ...246
- Ralph Bolden, Purdue (2009)234

Rushing Attempts

- Deland McCullough, Miami (1995)41
Michael Turner, N. Illinois (2002)41
- Brian Pruitt, CMU (1992)40
Ed Johnson, NIU (1975)40
Bernard Pierce, Temple (2009)40

Longest Run From Scrimmage

- Larry Blackman, Kent State (1973)96
- Willie Jones, Hillsdale (1960)89
- Nico Steriti, New Hamp. (2011)87
- Tony Trent, BGSU (1964)85
- Brian McDonald, Wichita St. (1985)84

Longest Touchdown Run

- Larry Blackman, Kent State (1973)96
- Willie Jones, Hillsdale (1960)89
- Nico Steriti, New Hamp. (2011)87
- Tony Trent, BGSU (1964)85
- Brian McDonald, Wichita St. (1985)84

Rushing Touchdowns

- Brian Pruitt, CMU (1994) 5
Jamal Williams, BYU (2016) 5
- Multiple 4

GAME PASSING

Passes Attempted

- Tim Rattay, Louisiana Tech (1999)66
- Mike Bates, Miami (1987)65
- Cody Hawkins, Colorado (2009)64
Alex Carder, WMU (2010)64
- Steve Clarkson, San Jose St. (1981)62

Passes Completed

- Tim Rattay, Louisiana Tech (1999)44
- Steve Clarkson, San Jose St. (1981)43
Alex Carder, WMU (2010)43
- Mike Maxwell, Nevada (9/23/95)38
Mike Bates, Miami (1987)38
Alex Carder, WMU (2011)38

Touchdown Passes

- Jason Martin, Louisiana Tech (1996)8
- Alex Carder, WMU (2011)7
- Gunner Kiel, Cincinnati (2014)6
Chandler Harnish, NIU (2011)6
- Kellen Moore, Boise St. (2011)5
James Morgan, BGSU (2016)5
C.J. Stroud, Ohio State (2022)5

Pass Completion Percentage (minimum 10 attempts)

- Jay McDonagh, WMU (1995) 83.3%
- Kaleb Eleby, WMU (2018) 82.1%
- Dave Wilson, BSU (1977) 81.8%
- Tony Policare, Austin Peay (1988) 81.5%
Talmadge Hill, BSU (2003) 81.5%
- C.J. Stroud, Ohio State (2022) 81.5%

Passing Yardage

- Alex Carder, WMU (2011)548
- Jason Martin, La. Tech (1996)542
- Tim Rattay, La. Tech (1999)508
- Joe Licata, Buffalo (2013)497
- Mike Neu, BSU (1993)469

Longest Pass Completion

- Neu to Oliver, BSU (1993)98-TD
- Pennington to Moss, Marshall (1997) ...86-TD
- Casper to Meyers, Xavier (1957)85-TD
- Lester to Alston, WMU (1999)82-TD
- Romo to Cutolo, E. Illinois (2000)82

Longest Touchdown Pass

- Neu to Oliver, BSU (1993)98
- Pennington to Moss, Marshall (1997)86
- Casper to Meyers, Xavier (1957)85
- Lester to Alston, WMU (1999)82
- Painter to Keller, Purdue (2007)80

GAME RECEIVING

Receptions

- Alex Van Dyke, Nevada (9/23/95) 18
Gerald Willhite, San Jose St. (1981) 18
- Jordan White, WMU (2011) 16
- Kaleb Fossum, Nevada (2018) 15
- James Jordan, La.Tech (1999) 14
Steve Neal, WMU (1999) 14
Alex Van Dyke, Nevada (12/14/95) 14
Cory Partridge, BGSU (2006) 14
Kenny Golladay, NIU (2016) 14

Receiving Yardage

- Chad Mackey, La. Tech (1996)310
- Brian Oliver, BSU (1993)297
- Odieu Hiliare, BGSU (2022)246
- Jordan White, WMU (2011)238
- Brian Alford, Purdue (1997)209

Touchdown Receptions

- Chad Mackey, Louisiana Tech (1996) 5
- Denero Marriott, Marshall (2001) 4
- 11 players tied 3

GAME RETURNS

Longest Punt Return

- Gerald Tinker, KSU (1973) 87-TD
- Craig Thompson, EMU (1990) 85-TD
- Bill Rush, EMU (1981) 82-TD

Longest Kickoff Return

- Corey Parchman, Ball St. (2001) 100-TD
Tommylee Lewis, NIU (2011) 100-TD
- Eddie Woodard, Kent St. (1972) 95-TD
Tommylee Lewis, NIU (2011) 95-TD
- Eric Wilkerson, Kent St. (1988) 94-TD

Longest Interception Return

- Money Hunter, Arkansas St. (2015) ... 94-TD
- Bruce Wallace, Marshall (1967) 85-TD
- Roger Eischens, S. Dak. St. (1962) 85-TD
- Corey Davis, WMU (2011)76-TD
- George Ricumstrick, CMU (1988) 71-TD

GAME KICKING

Field Goals Made

- Dallas Pelz, Buffalo (2003)5
John Richardson, NIU (2021)5
Cayden Camper, Colorado State (2021)5
- Seven players tied4

Longest Field Goal Made

- Derek Schorejs, BGSU (1995) 60
- Carson Wiggs, Ball State (2009) 59
- Daron Alcorn, Akron (1992) 56
- Kevin Kerr, Ohio (2001) 55
- Christia Hagan, NIU (2015) 52

Longest Field Goal Attempted

- Chuck Konrad, Miami (1988) 68
- John Spengler, BGSU (1977) 62
Steve Azar, NIU (2002) 62
- Derek Schorejs, BGSU (1995) 60
Novo Bojovic, CMU (1980) 60

Kicking statistics unavailable prior to 1970

GAME PUNTING

Punts

- Nick Mihalic, W. Michigan (2022)14
- Bob Eshbaugh, Marshall (1971)13
Greg Wursterle, Villanova (1969)13
John Terwilliger, NIU (1967)13

Longest Punt

- Joe Davidson, BGSU (2016)82
- Jim Phelps, BGSU (1982)79
- Mark O'Connell, BSU (1980)78
- Curtis Head, Marshall (2001)75
Gary Layton, Miami (1993)75

GAME DEFENSE

Tackles

- Jack Lambert, Kent State (1972) 29
- Chuck Wright, Marshall (1971) 26
- 4 Players Tied 25

Tackles For Loss

- John Banaszak, EMU (1974)7 (-44)
- Gary Shugrue, Villanova (1974)6 (-19)
Brad Cousino, Miami (1974)6 (-43)

Sacks

- Troy Campbell, EMU (1998)3 (-23)
Andre Jackson, Ohio (1996)3 (-18)
Tony Tiefenbach, WMU (1994)3 (-14)
Kevin O'Brien, BGSU (1992)3 (-28)
Greg Farrall, Indiana (1989)3 (-16)
Quentin Poling, Ohio (2017)3 (-24)

Interceptions

- William Yancey, Navy (1990)3
Shawn Simms, BGSU (1981)3
Marcus Fuqua, Buffalo (2022)3





When was the Last Time...

PASSING - INDIVIDUAL

LAST TIME A UT PLAYER HAD...

- 40 or more pass completions in a game?**
Aaron Opelt, 41 vs. Purdue, 9-5-09
- 50 or more passing attempts in a game?**
Phillip Ely, 52 vs. Arkansas State, 9-26-15
- 400 or more yards passing in a game?**
Dequan Finn, 461 vs. Eastern Michigan, 11-2-21
- Five or more TD passes in a game?**
Dequan Finn, 6 vs. Kent State, 10-15-22
- Non-QB touchdown pass?**
Desmond Phillips vs. Nevada, 2018
- 3 or more passing TDs in a quarter?**
Dequan Finn, 3 vs. Kent State, 10-15-22
- 200 or more passing yards in a quarter?**
Phillip Ely, 209 vs EMU, 10-17-15

LAST TIME A UT OPPONENT HAD...

- 40 or more pass completions in a game?**
Alex Carder, WMU, 43, 9-18-10
- 50 or more passing attempts in a game?**
Ty Gangi, Nevada, 50, 9-22-18
- 400 or more yards passing in a game?**
Patrick O'Brien, Colorado State, 405, 9-2-19
- Five or more TD passes in a game?**
C.J. Stroud, Ohio State, 5, 9-17-22
- Non-QB touchdown pass?**
CJ Daniels, Liberty, 12-20-22
- 3 or more passing TDs in a quarter?**
Joe Licata, 3 Buffalo 11-12-13
- 200 or more passing yards in a quarter?**
Joe Lacata 226, Buffalo 11-12-13



Diontae Johnson scored on both a kickoff return and punt return in 2018.

RUSHING - INDIVIDUAL

LAST TIME A UT PLAYER HAD...

- 30 or more rushing attempts in a game?**
Bryant Koback, 32 vs. Eastern Michigan, 10-26-19
- 40 or more rushing attempts in a game?**
Wasean Tait, 44 vs. Ohio, 11-18-95
- 200 or more yards rushing in a game?**
Bryant Koback, 203 vs. Ohio, 11-16-21
- Three or more rushing TDs in a game?**
Bryant Koback, 4 vs. Ohio, 11-16-21
- Four or more rushing TDs in a game?**
Bryant Koback, 4 vs. Ohio, 11-16-21
- Two 100 yard rushers?**
Bryant Koback 228/Mitchell Guadagni 119 vs. Colorado State 9-21-19
- Quarterback rushed for 100 yards?**
Tucker Gleason, 106 vs BGSU, 11-15-22
- 3 or more rushing TDs in a half?**
Shakif Seymour, 3 vs. BGSU, 11-15-17
- 100 or more rushing yards in a quarter?**
Bryant Koback, 104 vs. Eastern Michigan, 11-2-21

LAST TIME A UT OPPONENT HAD...

- 40 or more rushing attempts in a game?**
Bernard Pierce, Temple, 40, 10-24-09
- 200 or more rushing yards in a game?**
Marvin Kinsey, Colorado State, 246 yards, 9-21-19
- 300 or more rushing yards in a game?**
Brian Pruitt, CMU, 356 yards, 11-5-94
- Three or more rushing TDs in a game?**
Carson Steele, Ball State, 3, 11-8-22
- Four or more rushing TDs in a game?**
Jaret Patterson, Buffalo, 4, 11-13-19
- Five rushing TDs in a game?**
Jamal Williams, BYU, 5, 9-30-16
- Two 100 yard rushers?**
Jaret Patterson 196, Kevin Marks 119, Buffalo 11-13-19
- Quarterback rushed for 100 yards?**
Mike Glass, Eastern Michigan, 125 yards, 10-13-18
- 3 or more rushing TDs in a half?**
Jordan Lynch 3, NIU, 11-20-13
- 100 or more rushing yards in a quarter?**
Sean Tyler 191, Western Michigan, 11-25-22

RETURNS - INDIVIDUAL

LAST TIME A UT PLAYER...

- Returned a punt for a touchdown?**
Diontae Johnson, 83 yards vs. Kent State, 11-15-18
- Returned a kickoff for a touchdown?**
Jacquez Stuart, 97 yards vs. Eastern Michigan, 11-2-21
- Returned an interception for a TD?**
Quinyon Mitchell, 25 yards and 20 yards vs. Northern Illinois, 10-8-22
- Returned a fumble for a touchdown?**
Allen Covington, 67 yards vs. Arkansas St., 1-5-15
- Returned a PAT for two points?**
Josh Teachey, 100 yards vs. Tulsa, 9-16-17

LAST TIME A UT OPPONENT...

- Returned a punt for a touchdown?**
Thomas Pannunzio, Colorado State, 70 yards, 9-18-21
- Returned a blocked punt for a touchdown?**
Patrick Day, BGSU, 0 yards, 11-15-22
- Returned a kickoff for a touchdown?**
Darrynton Evans, App. State, 94 yards, 12-17-16
- Returned an interception for a TD?**
Mykal Walker, Fresno State, 38 yards, 9-29-18
- Returned a fumble for a touchdown?**
Jahmin Muse, Buffalo, 72 yards, 10-22-22

RECEIVING - INDIVIDUAL

LAST TIME A UT PLAYER HAD...

- 200 or more yards receiving in a game?**
Bernard Reedy, 237 vs. EMU, 10-13-12
- 10 or more receptions in a game?**
Diontae Johnson, 10 vs. NIU, 11-2-17
- 15 or more receptions in a game?**
Eric Page, 16 vs. Ball State, 11-25-11
- Three or more TD receptions in a game?**
Cody Thompson, 3, vs. WMU, 10-25-18
- Two 100 yard receivers?**
D. Johnson (118)/J. Johnson (103) vs. Akron, 12-2-17
- 6 or more receptions in a quarter?**
Corey Jones 7 vs. UMass 10-24-15
- 100 or more receiving yards in a quarter?**
Cody Thompson, 110 vs EMU 10-17-15
- 150 or more receiving yards in a half?**
Stephen Williams 160 vs. Ball State 10-03-09

LAST TIME A UT OPPONENT HAD...

- 200 or more yards receiving in a game?**
Odieu Hiliare, BGSU, 2346, 11-15-22
- 10 or more receptions in a game?**
Harrison Waylee, Northern Illinois, 10, 10-8-22
- 15 or more receptions in a game?**
Kaleb Fossum, 15, Nevada, 9-22-18
- Three or more TD receptions in a game?**
Scott Miller, 3, BGSU, 10-15-16
- Two 100 yard receivers?**
Emeka Egbuka, 116, Jayden Ballard, 113, Marvin Harrison Jr., 102, Ohio State, 9-17-22
- 6 or more receptions in a quarter?**
Tajae Sharpe, 8, UMass, 10-24-15
- 100 or more receiving yards in a quarter?**
Odieu Hiliare, 105 BGSU, 11-15-22
- 150 or more receiving yards in a half?**
Odieu Hiliare, 164 BGSU, 11-15-22





When was the Last Time...

DEFENSE - INDIVIDUAL

LAST TIME A UT PLAYER HAD...

20 or more tackles in a game?

Tom Ward, 22 vs. Ball State, 10-12-02

Five or more tackles for loss in a game?

DeJuan Goulde, 5 vs. Marshall, 10-14-00

Three or more sacks in a game?

Orion Jones, 3 vs. Arkansas State, 9-26-15

Three or more interceptions in a game?

Bryant Jones, 3 vs. Kent State, 11-23-85

Safety?

Alex Johnson vs. Northern Illinois, 11-9-10

Blocked field goal attempt?

Nate Childress vs. Western Michigan, 10-5-19

Blocked a punt?

Troy Simon vs. LIU, 9-1-22

Blocked field goal returned for a touchdown?

Chase Murdock vs. Eastern Michigan, 10-17-15

Blocked punt return for TD?

Reggie Gilliam vs. Nevada, 9-22-18

Blocked a PAT kick?

Nate Childress vs. Tulsa, 9-16-17

LAST TIME A UT OPPONENT HAD...

Five or more tackles for loss in a game?

Durrell Johnson, Liberty, 5, 12-20-22

Three or more sacks in a game?

Mohamed Kamara, Colorado State, 3.5, 9-18-21

Three or more interceptions in a game?

William Yancey, Navy, 3, 11-10-90

Safety?

Arkansas (Team), 9-12-15

Blocked field goal?

DeZaun Brooks, Eastern Michigan, 11-18-2020

Blocked a punt?

PaSean Wimberly, Bowling Green, 11-15-22

Blocked punt return for TD?

PaSean Wimberly, Bowling Green, 11-15-22

Blocked a PAT kick?

Martin-Oguike, Temple, 12-22-15

Two point defensive conversion return?

Darran Matthews recovered a fumble for 87 yards for a defensive conversion, EMU, 10-21-06

PUNTING - INDIVIDUAL

LAST TIME A UT PLAYER HAD...

A punt of 70 or more yards?

Jonathon Batzke, 91 yards vs. Buffalo, 10-22-22

LAST TIME A UT OPPONENT HAD...

A punt of 70 or more yards?

Joe Davidson, BGSU, 82 yards, 10-15-16

FIELD GOALS - INDIVIDUAL

LAST TIME A UT PLAYER HAD...

Four or more field goals in a game?

Jameson Vest, 4 vs. Elon, 8-31-17

A field goal of 50 or more yards?

Thomas Cluckey, 50 yards vs. CMU, 10-16-21

LAST TIME A UT OPPONENT HAD...

Four or more field goals in a game?

Marshall Meeder, 4, CMU, 10-16-21

A field goal of 50 or more yards?

Jack Browning, 50 yards, San Diego State, 9-24-22

SCORING - TEAM

LAST TIME UT...

Had a tie game?

28-28 vs. Miami, 10-14-95

Scored 50 or more points in a game?

52 vs. Kent State, 10-15-22

Had a scoring drive of 99 yards?

vs. Northern Illinois, 10-17-09

Had a shutout?

Toledo 37, LIU 0, 9-1-22

Gained 600 yards total offense?

672 vs. Eastern Michigan, 11-2-21

Converted 2-point PAT?

vs. Liberty, 12-20-22

Safety?

vs. Temple, 12-22-15 (Team safety)

LAST TIME A UT OPPONENT...

Scored 50 or more points in a game?

77, Ohio State, 9-17-22

Had a shutout?

Appalachian State 34, Toledo 0, 12-23-17

Gained 600 yards total offense?

763, Ohio State, 9-17-22

Converted 2-point PAT?

Bowling Green, 11-15-22

Safety?

Arkansas, 9-12-15

ATTENDANCE

LAST TIME UT...

Had a capacity crowd in the Glass Bowl?

28,117 vs. Miami (Fla.), 9-15-18

LAST TIME A UT OPPONENT...

Drew over 50,000 fans vs. UT?

105,398 at Ohio State, 9-17-22

RUSHING - TEAM

LAST TIME UT HAD...

Six or more rushing TDs?

6 vs. UMass, 9-10-22

Rushed for 300 or more yards?

310 vs. Bowling Green, 11-4-2020

Rushed for 400 or more yards?

436 vs. Colorado State, 9-21-19

Rushed for fewer than 100 yards?

99 vs. Western Michigan, 11-25-22

Rushed for fewer than 50 yards?

42 vs. Ball State, 11-28-2020

LAST TIME A UT OPPONENT HAD...

Six or more rushing TDs?

6, Buffalo, 11-20-19

Rushed for 300 or more yards?

331, Buffalo, 11-19-2019

Rushed for 400 or more yards?

423, Tulsa, 9-16-17

Rushed for fewer than 100 yards?

99, Ohio, 12-3-22

Rushed for fewer than 50 yards?

33, Central Michigan, 10-1-22

PASSING - TEAM

LAST TIME UT...

Passed for 400 or more yards?

461 vs. Eastern Michigan, 11-2-21

Passed for fewer than 100 yards?

89 vs. Central Michigan, 10-14-17

LAST TIME A UT OPPONENT...

Passed for 400 yards?

482, Ohio State, 9-17-22

Passed for fewer than 100 yards?

54, Western Michigan, 11-25-22



Nate Childress blocked a field-goal attempt and a PAT in 2017.





Glass Bowl Records (1937-2022)

INDIVIDUAL

Yards Rushing

330 Morgan Williams vs. Miami, 2008

Rushing Touchdowns

5 Joe Schwartz vs. Kent State, 1971

Longest Run From Scrimmage

96 Larry Blackman, Kent State, 1973

Passing Yardage

548 Alex Carder, WMU, 2011

Passes Attempted

66 Tim Rattay, Louisiana Tech, 1999

Passes Completed

49 Bruce Gradkowski, vs. Pittsburgh, 2003

Touchdown Passes

7 Alex Carder, WMU, 2011

Pass Completion Percentage (minimum 10 attempts)

.922 Terrance Owens, vs. EMU, 2011

Longest Pass Completion

98 Woodside to J. Johnson vs. Ohio, 10-27-16

Longest Touchdown Pass

98 Woodside to J. Johnson vs. Ohio, 10-27-16

Longest Kickoff Return

100 Chuck Hardy vs. John Carroll, 1948

100 Tommylee Lewis, NIU, 2011

Receptions

16 Jordan White, WMU, 2011

Receiving Yards

246 Odieu Hiliare, Bowling Green, 2022

Touchdown Receptions

5 Eric Page, Northern Illinois, 2011

TEAM

Most Points

88 Toledo (88-0 vs. Davis & Elkins, 1951)

Most Combined Points

129 Toledo 66, WMU 63, 2011

Fewest Combined Points

0 Toledo 0, Bowling Green 0, 1968

Largest Margin Of Victory

88 Toledo 88, Davis & Elkins 0, 1951

Most Points In A Half

48 Toledo vs. Davis & Elkins, 1951 (1st)

Most Points In A Quarter

34 Toledo vs. Davis & Elkins, 1951 (1st)

Most Total Yards

812 Toledo vs. Northern Illinois, 2007

Most Combined Total Yards

1,439 Toledo and WMU, 2011

Most Rushing Yards

466 Toledo vs. Wayne State, 1950

Most Combined Rushing Yards

655 Toledo vs. Bowling Green, 1978

Most Passing Yards

548 Western Michigan, 2011

Most Combined Passing Yards

933 Toledo vs. WMU, 2011

MISCELLANY

First Win

UT 26, Bluffton 0 (Sept. 27, 1937)

Most Wins - One Season

7; 1947

Most Losses - One Season

5; 1964 and 2008

Most Games - One Season

8; 1948

Fewest Games - One Season

4; 1962 (3 in 2020 Covid year)

Consecutive Wins

17; 1969-72, 1999-2002 and 2002-05

Consecutive Losses

6, 1977-78



HOMEcoming RECORD: 64-28 (.696)

vs. Akron: 1-0
vs. Austin Peay: 1-0
vs. Baldwin Wallace: 0-1
vs. Ball State: 1-1
vs. Boston: 0-1
vs. Bowling Green: 6-6
vs. Central Florida: 0-1
vs. Central Michigan: 3-1
vs. Cincinnati: 0-1
vs. Dayton: 2-1

vs. Defiance: 2-0
vs. Eastern Michigan: 5-1
vs. Heidelberg: 0-1
vs. John Carroll: 1-0
vs. Kent: 6-0
vs. Kenyon: 0-1
vs. Liberty: 1-0
vs. Marietta: 1-0
vs. Marshall: 4-0
vs. Massachusetts: 1-0

vs. Miami: 11-4
vs. Michigan B Team: 0-1
vs. Navy: 1-0
vs. North Dakota: 1-0
vs. Northern Illinois: 2-1
vs. Oklahoma City: 1-0
vs. Ohio: 5-0
vs. Western Michigan: 8-5
vs. Wyoming: 0-1





Annual Leaders

RUSHING

Year	Player	Att.	Yards	Year	Player	Att.	Yards
2022	Jacquez Stuart	134	770	1974	Mike Taormina	161	609
2021	Bryant Koback	208	1400	1973	Herman Price	168	595
2020	Bryant Koback	123	522	1972	Joe Schwartz	223	776
2019	Bryant Koback	195	1187	1971	Joe Schwartz	226	1130
2018	Bryant Koback	153	917	1970	Charles Cole	196	774
2017	Terry Swanson	242	1363	1969	Tony Harris	153	889
2016	Kareem Hunt	262	1475	1968	Roland Moss	267	1145
2015	Kareem Hunt	178	973	1967	Roland Moss	213	833
2014	Kareem Hunt	205	1650	1966	Roland Moss	175	443
2013	David Fluellen	167	1121	1965	Jim Berkey	142	440
2012	David Fluellen	259	1498	1964	Jim Berkey	103	408
2011	Adonis Thomas	171	1071	1963	Jim Gray	114	645
2010	Adonis Thomas	175	1098	1962	Frank Baker	147	613
2009	DaJuane Collins	178	991	1961	Frank Baker	169	739
2008	Morgan Williams	169	1010	1960	John Murray	142	608
2007	Jalen Parmele	276	1511	1959	Occie Burt	91	437
2006	Jalen Parmele	207	1131	1958	Occie Burt	124	618
2005	Trinity Dawson	232	1294	1957	Norm Billingslea	104	565
2004	Scooter McDougale	146	620	1956	Don Wright	112	498
2003	Trinity Dawson	199	999	1955	Julius Taormina	83	449
2002	Astin Martin	135	785	1954	Mel Triplett	149	803
2001	Chester Taylor	299	1620	1953	Mel Triplett	81	479
2000	Chester Taylor	250	1470	1952	Bob Carson	110	322
1999	Chester Taylor	182	1176				
1998	Wasean Tait	151	625				
1997	Dwayne Harris	254	1278				
1996	Kevin Kidd	127	453				
1995	Wasean Tait	370	2090				
1994	Casey McBeth	180	1053				
1993	Wasean Tait	139	680				
1992	Casey McBeth	223	1037				
1991	Steve Cowan	162	748				
1990	Troy Parker	233	879				
1989	Wayne Goodwin	196	859				
1988	Neil Trotter	163	783				
1987	David Rohrs	178	681				
1986	Kelvin Farmer	299	1532				
1985	Kelvin Farmer	229	748				
1984	Steve Morgan	336	1291				
1983	Steve Morgan	145	630				
1982	Steve Morgan	143	598				
1981	Arnold Smiley	197	1063				
1980	Melvin Tucker	120	563				
1979	Mike Alston	166	806				
1978	Mike Alston	101	460				
1977	Mike Alston	154	772				
1976	Skip McCulley	102	578				
1975	Tim Zimmerman	126	496				



Jacquez Stuart





Annual Leaders

PASSING

Year	Player	Att	Com	Yds	TDs						
2022	Dequan Finn	315	188	2260	23	1974	Gene Swick	287	178	2234	13
2021	Dequan Finn	250	144	2067	18	1973	Gene Swick	301	165	2234	15
2020	Eli Peters	129	88	1106	4	1972	Bruce Arthur	171	83	1168	4
2019	Mitchell Guadagni	122	79	1099	8	1971	Chuck Ealey	237	126	1821	15
2018	Eli Peters	265	146	1837	18	1970	Chuck Ealey	285	161	2026	17
2017	Logan Woodside	411	264	3882	28	1969	Chuck Ealey	175	98	1428	13
2016	Logan Woodside	418	289	4129	45	1968	Steve Jones	243	98	1197	5
2015	Phillip Ely	403	226	2965	23	1967	John Schneider	245	127	1650	10
2014	Logan Woodside	296	185	2263	19	1966	John Schneider	273	130	1537	7
2013	Terrance Owens	318	191	2230	18	1965	John Schneider	108	54	598	3
2012	Terrance Owens	350	215	2707	14	1964	Dan Simrell	215	115	1239	3
2011	Terrance Owens	230	166	2022	18	1963	Dan Simrell	118	48	608	3
2010	Austin Dantin	192	127	1254	7	1962	Phil Yenrick	97	37	552	5
2009	Aaron Opelt	261	154	1997	16	1961	Phil Yenrick	95	37	563	4
2008	Aaron Opelt	376	225	2176	12	1960	Jerry Stoltz	50	16	277	3
2007	Aaron Opelt	249	144	1756	12	1959	Dennis Wilkie	122	47	723	7
2006	Clint Cochran	169	96	960	6	1958	Jerry Stoltz	75	29	403	3
2005	Bruce Gradkowski	332	207	2469	29	1957	Sam Tisci	131	56	760	9
2004	Bruce Gradkowski	399	280	3518	27	1956	Sam Tisci	64	22	354	3
2003	Bruce Gradkowski	389	277	3210	29	1955	Sam Tisci	58	22	404	1
2002	Brian Jones	423	297	3446	23	1954	Jerry Nowak	53	25	393	5
2001	Tavares Bolden	319	214	2466	13	1953	Dave Andrzejewski	84	28	403	1
2000	Tavares Bolden	283	161	1597	13	1952	Dave Andrzejewski	106	41	582	7
1999	Tavares Bolden	229	123	1354	8						
1998	Chris Wallace	400	219	2476	17						
1997	Chris Wallace	433	232	2955	27						
1996	Ryan Huzjak	332	183	2058	15						
1995	Ryan Huzjak	314	179	2134	15						
1994	Ryan Huzjak	289	170	1928	17						
1993	Tim Kubiak	146	70	970	8						
1992	Kevin Meger	285	139	1727	6						
1991	Kevin Meger	276	147	1787	6						
1990	Kevin Meger	257	139	1861	6						
1989	Mark Melfi	237	131	1632	10						
1988	Steve Keene	128	66	793	3						
1987	Bill Bergan	130	72	908	0						
1986	A.J. Sager	189	96	1107	3						
1985	A.J. Sager	253	130	1335	4						
1984	A.J. Sager	290	156	1647	7						
1983	Jim Kelso	197	106	1346	7						
1982	Jim Kelso	281	149	1963	8						
1981	Jim Kelso	121	58	875	6						
1980	Jim Kelso	82	41	589	3						
1979	Maurice Hall	122	53	648	8						
1978	Maurice Hall	110	39	610	5						
1977	Jeff Hepinstall	72	26	359	2						
1976	Jeff Hepinstall	198	89	1299	8						
1975	Gene Swick	308	190	2487	15						



Dequan Finn





Annual Leaders

RECEPTIONS

Year	Player	Rec.	Yards	Year	Player	Rec.	Yards
2022	Jerjuan Newton	53	830	1975	Scott Resseguie	39	683
2021	Devin Maddox	41	567	1974	John Ross	77	866
2020	Isaiah Winstead	25	429	1973	Don Seymour	44	773
2019	Danzel McKinley-Lewis	36	615	1972	Jeff Calabrese	62	886
	Desmond Phillips	36	376	1971	Don Fair	57	773
2018	Diontae Johnson	49	761	1970	Don Fair	81	949
2017	Diontae Johnson	74	1278	1969	Don Fair	33	469
2016	Corey Jones	66	817	1968	Dennis Tobias	27	294
2015	Corey Jones	55	577	1967	Pete Kramer	34	556
2014	Corey Jones	68	842	1966	Henry Burch	38	480
2013	Bernard Reedy	62	840	1965	Henry Burch	36	325
2012	Bernard Reedy	88	1113	1964	Henry Burch	47	412
2011	Eric Page	125	1182	1963	Jim Gray	15	168
2010	Eric Page	99	1105	1962	Jim Thibert	11	198
2009	Eric Page	82	1159	1961	Pete Jolliff	18	330
2008	Nick Moore	78	779	1960	Bob Smith	14	268
2007	Stephen Williams	73	1169	1959	Bob Smith	18	455
2006	Chris Hopkins	54	565	1958	Jack Campbell	16	214
2005	Steve Odom	55	690	1957	Gene Cook	30	495
2004	Lance Moore	90	1189	1956	Dan Howell	13	218
2003	Lance Moore	103	1194	1955	Gene Cook	10	230
2002	Carl Ford	79	1062	1954	Dick Basich	14	255
2001	Dontà Greene	64	643	1953	Rick Kaser	11	189
2000	Mel Long	50	587	1952	Bob Carson	18	428
1999	Mel Long	47	599				
1998	Ray Curry	45	513				
1997	Mel Long	47	556				
1996	James Spriggs	53	754				
1995	Steve Rosi	44	546				
1994	Scott Brunswick	44	572				
1993	Scott Brunswick	41	571				
1992	Marcus Goodwin	58	738				
1991	Marcus Goodwin	42	600				
1990	Rick Isaiah	49	717				
1989	Rick Isaiah	46	743				
1988	Rick Isaiah	25	389				
1987	Eric Hutchinson	29	431				
1986	Eric Hutchinson	33	504				
1985	Jay Walsh	27	284				
1984	Eric Hutchinson	26	451				
1983	Capus Robinson	31	499				
1982	Capus Robinson	43	709				
1981	Rod Achter	14	361				
1980	Rod Achter	10	269				
1979	Butch Hunyadi	29	500				
1978	Butch Hunyadi	19	494				
1977	Frank Jarm	12	204				
1976	Scott Resseguie	32	530				



Jerjuan Newton





Annual Leaders

SCORING

Year	Player	Pts.	Pos.
2022	Thomas Cluckey	91	K
2021	Bryant Koback	110	RB
2020	Bryant Koback	36	RB
2019	Bryant Koback	84	RB
2018	Jameson Vest	109	K
2017	Jameson Vest	131	K
2016	Jameson Vest	100	K
	Michael Roberts	100	TE
2015	Jameson Vest	106	K
2014	Jeremiah Detmer	108	K
2013	Jeremiah Detmer	101	K
2012	Jeremiah Detmer	116	K
2011	Ryan Casano	96	K
2010	Eric Page	68	WR
2009	DaJuane Collins	84	RB
2008	Alex Steigerwald	77	K
2007	Jalen Parmele	96	RB
2006	Alex Steigerwald	57	K
2005	Jason Robbins	93	K
2004	Lance Moore	90	WR
2003	Trinity Dawson	72	RB
2002	Jason Robbins	93	K
2001	Chester Taylor	144	RB
2000	Chester Taylor	114	RB
1999	Todd France	85	K
1998	Todd France	61	K
1997	Dwayne Harris	74	RB
	Chris Merrick	74	K
1996	Ryan Klaer	44	K
1995	Wasean Tait	144	RB
1994	Casey McBeth	86	RB
1993	Mark Spring	47	K
1992	Rusty Hanna	89	K
1991	Rusty Hanna	53	K
1990	Rusty Hanna	82	K
1989	Rusty Hanna	74	K
1988	Bruce Nichols	68	K
1987	Bruce Nichols	57	K
1986	Kelvin Farmer	96	RB
1985	Bruce Nichols	41	K
1984	Steve Morgan	60	RB
1983	Tony Lee	74	K
1982	Tony Lee	64	K
1981	Tony Lee	63	K
1980	Jim Kelso	36	QB
1979	David Ridgway	40	K
1978	Maurice Hall	36	QB
1977	Jeff Hepinstall	24	QB
1976	Jeff Hepinstall	56	QB
1975	Gene Swick	50	QB
1974	Virgil Crots	62	K
1973	Don Seymour	62	TE
1972	Joe Schwartz	72	RB/QB
1971	Joe Schwartz	120	RB/QB
1970	Tom Duncan	76	K
1969	Charles Cole	78	FB
1968	Roland Moss	84	RB
1967	Roland Moss	96	RB
1966	Roland Moss	38	RB
1965	Jim Berkey	24	FB
1964	Jim Berkey	42	FB
1963	Jim Gray	60	RB
1962	Phil Yenrick	38	QB
1961	Phil Yenrick	44	QB
1960	John Murray	30	FB
1959	Bob Smith	30	WR
1958	Norm Billingslea	26	RB
1957	Gene Cook	30	WR
	Roy Hodge	30	RB
1956	Don Wright	27	RB
1955	Julius Taormina	24	RB
	Dick Basich	24	RB
1954	Don Wright	53	RB
1953	Dick McKimmy	24	RB
1952	Bob Carson	37	RB



Thomas Cluckey





Annual Leaders

TACKLES



Dallas Gant

Year	Player	Tackles	Year	Player	Tackles
2022	Dallas Gant	116	1997	Matt Vaillant	122
2021	Jonathan Jones	97	1996	Marcus Matthews	102
2020	Dyontae Johnson	47	1996	Mark Herron	102
2019	Jordan Fisher	89	1995	Jamie Johnson	137
2018	Richard Olekanma	86	1994	Brent Parkhill	89
2017	Jack Linch	75	1993	Jim Gant	190
2016	DeJuan Rogers	94	1992	Darrell Mossburg	133
2015	Chase Murdock	89	1991	Matt Eberflus	138
2014	Junior Sylvestre	100	1990	Matt Eberflus	89
2013	Junior Sylvestre	118	1989	Dwayne Smith	141
2012	Dan Molls	166	1988	Tom Gruno	132
2011	Desmond Marrow	83	1987	Steve Huffman	166
2010	Archie Donald	146	1986	Steve Huffman	155
2009	Archie Donald	116	1985	Tim Inglis	157
2008	Archie Donald	119	1984	Clayton Moore	154
2007	Lester Richmond	97	1983	Clayton Moore	125
2006	Tyrrell Herbert	74	1982	John Brady	101
2005	Anthony Jordan	107	1981	Marlin Russell	155
2004	Patrick Body	113	1980	Jack Laraway	150
2003	Anthony Jordan	138	1979	Doug Williams	142
2002	Tom Ward	180	1978	Doug Williams	190
2001	Tom Ward	139	1977	Aaron Bivins	180
2000	Kevin Rollins	95	1976	Aaron Bivins	186
	Andy Boyd	95	1975	Larry Macek	200
1999	Jason Lamar	103	1974	Ed Scott	195
1998	Darrick Beckwith	134	1973	Ed Scott	204
			1972	Willie Duke	128
			1971	John Niezgoda	149

SACKS

Year	Player	Sacks	Year	Player	Sacks
2022	Jamal Hines	6.5	2003	Ray Turner	5
2021	Jamal Hines	10.0	2002	Frank Ofili	4
2020	Desjuan Johnson	3.0	2001	David Bockmore	8
2019	Saeed Holt	3.5	2000	Kevin Rollins	10
2018	Tuzar Skipper	8.5	1999	Kevin Rollins	11
2017	Olasunkanmi Adeniyi	8.5	1998	DeJuan Goulde	6
2016	Treyvon Hester	5.0	1997	Jason Richards	5
2015	Orion Jones	6.0	1996	Marcus Matthews	7
2014	Orion Jones	6.0	1995	Steve Haynes	7
2013	Jayrone Elliott	9.0	1994	Bo Reichart	6
2012	Jayrone Elliott	6.0	1993	Maurice Balls	4
2011	Ben Pike	5.0	1992	Dan Williams	13
2010	Malcolm Riley	5.5	1991	Terry Jackson	6
	Douglas Westbrook	5.5	1990	Dan Williams	10
2009	Derrick Summers	4.0	1989	Tony Hirsal	4
2008	Albertson Alexandre	2.0		Phil Brown	4
	Sean Williamson	2.0	1988	Doug Spidel	8
2007	Bernard Faithful	2.0	1987	Paul Sandor	4
2006	Mike Alston	7.0	1986	Keith Dunbar	6
2005	Mike Alston	9.5	1985	Bob Beemer	13
2004	Mike Alston	5.0	1984	Bob Beemer	6
				Waynard Jones	6



Jamal Hines





Annual Leaders

TACKLES FOR LOSS



Desjuan Johnson

Year	Player	TFL
2022	Desjuan Johnson	16.5
2021	Jamal Hines	15.0
2020	Desjuan Johnson	8.0
2019	Saeed Holt	11.0
2018	Reggie Howard	15.0
2017	Olasunkanmi Adeniyi	20.0
2016	John Stepec	14.0
2015	Orion Jones	12.0
	Allen Covington	12.0
2014	Trent Voss	15.0
2013	Jayrone Elliott	14.0
2012	Hank Keighley	8.5
2011	T.J. Fatinikun	7.5
	Malcolm Riley	7.5
	Terrell Anderson	7.5
2010	T.J. Fatinikun	13.0
2009	Barry Church	8.5
2008	Albertson Alexandre	7.0
2007	Greg Hay	8.0
2006	Mike Alston	17.0
2005	Mike Alston	12.5
2004	Keon Jackson	10.5
2003	Ray Turner	13
2002	David Gardner	12
2001	David Bockmore	17
2000	DeJuan Goulde	17
1999	Kevin Rollins	18
1998	Jason Lamar	12
	DeJuan Goulde	12
1997	Jason Richards	12
1996	Marcus Matthews	16
1995	Steve Haynes	13
1994	Bo Reichart	9
1993	Matt Riesen	9
1992	Dan Williams	28
1991	Dan Williams	15
1990	Dan Williams	7
1989	Tony Hirscl	11
1988	Mike McCreary	8
	Tony Hirscl	8
1987	Brian Gabel	13
1986	Marc Patton	5
	Brian Gabel	5
	Clarence Good	5
1985	Bob Beemer	15
1984	Bob Beemer	14
1983	Bob Beemer	13
1982	Darin Wright	14
1981	Mike Russell	17
1980	Jeff Jackson	12
1979	Mike Kennedy	11

INTERCEPTIONS

Year	Player	INT
2022	Quinyon Mitchell	5
2021	Samuel Womack	2
	Chris McDonald, Jr.	2
2020	Nate Bauer	2
2019	Kahlil Robinson	3
2018	Zachary Ford	2
	Jamal Hines	2
	Tyler Taafe	2
2017	Kahlil Robinson	4
2016	Connery Swift	2
2015	Cheatham Norrils	3
2014	Jordan Haden	3
2013	Chaz Whittaker	2
2012	Jermaine Robinson	4
2011	Desmond Marrow	3
	Jermaine Robinson	3
2010	Archie Donald	3
	Desmond Marrow	3
	Dan Molls	3
2009	Douglas Westbrook	3
2008	Tyrrell Herbert	4
2007	Barry Church	3
	Myshan Veasley-Pettis	3
2006	Barry Church	4
2005	Keon Jackson*	4
2004	Keon Jackson*	3
	Nigel Morris*	3
2003	Brandon Hefflin	5
2002	Brandon Hefflin*	6
2001	Corey Morris*	4
2000	Andy Boyd	3
	Brandon Hefflin	3
1999	Jehu Anderson	3
	Andy Boyd	3
1998	Keith Travis	3
	Kelly Herndon	3
	Andy Boyd	3
1997	Rasche` Sumpter	3
	Clarence Love	3
1996	Mark Herron	4
1995	Jamal Belt*	6
	Craig Dues*	6
1994	Jamal Belt	3
1993	Al Baker	3
1992	Al Baker	4
1991	Paul Simpson	2
	Darrin Anderson	2
1990	Dan Vargo	5
1989	David Walkosky	3
1988	John Bowsher	5
1987	Keith Saunders	3
1986	Harold McGuire	3
1985	Dexter Clark	5
	Bryant Jones	5
1984	Mark Brandon*	7
1983	Mark Brandon	9
1982	John Brady	2
	John Gudger	2
1981	Mike Kennedy*	4
	Jack Laraway*	4
1980	Tad Wampfler	4
1979	Dan Cox	5
1978	Ed Jefferson	2



Quinyon Mitchell





Annual Leaders

PASS BREAKUPS



Quinyon Mitchell

<u>Year</u>	<u>Player</u>	<u>PBU</u>		<u>Year</u>	<u>Player</u>	<u>PBU</u>
2022	Quinyon Mitchell	20		2006	Barry Church	6
2021	Samuel Womack	16		2005	Keon Jackson	9
2020	Samuel Womack	8			Antonio Malone	9
2019	Samuel Womack	15		2004	Nigel Morris	10
2018	Ka'dar Hollman	12		2003	Keon Jackson	7
2017	Trevon Mathis	8		2002	Keon Jackson	11
2016	Ka'dar Hollman	8		2001	Jehu Anderson	10
2015	Cheatham Norrils	13		2000	Jehu Anderson	10
2014	Christian Dukes	10		1999	Jason Lamar	9
2013	Cameron Cole	3			Ira Singleton	9
2012	Jermaine Robinson	11		1998	Kelly Herndon	9
2011	Desmond Marrow	15		1997	Clarence Love	13
2010	Desmond Marrow	6		1996	Mark Herron	11
2009	Daxton Swanson	7		1995	Mark Herron	11
2008	Barry Church	6		1994	Jamal Belt	11
2007	Walter Atkins	7		1993	Jamal Belt	13
				1992	Chad Brown	12

PUNTING

<u>Year</u>	<u>Player</u>	<u>Avg.</u>		<u>Year</u>	<u>Player</u>	<u>Avg.</u>
2022	Jonathon Batzke	39.0		1997	Gabe Lindstrom	40.5
2021	Bailey Flint	40.3		1996	Ty Grude	42.9
2020	Bailey Flint	36.4		1995	Ty Grude	42.5
2019	Thomas Cluckey	42.1		1994	Ty Grude	38.5
2018	Bailey Flint	40.9		1993	Ty Grude	33.6
2017	Bailey Flint	38.0		1992	Brian Borders	40.5
2016	Nick Ellis	43.1		1991	Brian Borders	36.0
2015	Nick Ellis	39.4		1990	Brian Borders	40.8
2014	Nick Ellis	36.6		1989	Brian Borders	40.3
2013	Vince Penza	41.0		1988	Tyler Bordick	38.3
2012	Vince Penza	40.5		1987	Pete Krimm	35.6
2011	Vince Penza	37.8		1986	Pete Krimm	34.9
2010	Vince Penza	39.8		1985	Pete Cochran	36.7
2009	Bill Claus	37.4		1984	David Walker	38.7
2008	Bill Claus	38.8		1983	David Walker	40.9
2007	Brett Kern	46.1		1982	David Walker	34.8
2006	Brett Kern	41.7		1981	Mike Denney	37.7
2005	Brett Kern	39.5		1980	Mike Denney	34.5
2004	Brett Kern	40.6		1979	David Ridgeway	37.6
2003	Brandon Hannum	43.5		1978	Rich Wurst	37.0
2002	Brandon Hannum	39.4		1977	Rich Wurst	38.5
2001	Brandon Hannum	40.8		1976	Rich Wurst	36.3
2000	Brandon Hannum	37.9		1975	Rich Wurst	38.5
1999	John Manly	35.6		1974	Jim Cameron	37.3
1998	Gabe Lindstrom	41.0		1973	Jim Cameron	35.3
				1972	Bill O'Hara	36.5
				1971	Bill O'Hara	37.8
				1970	Jeff Siek	33.3
				1969	Jeff Siek	33.0
				1968	Roland Moss	39.4
				1967	Dennis Hromika	34.8
				1966	Dennis Hromika	34.8



Jonathon Batzke





Annual Leaders

FIELD GOALS

Year	Player	FG-Att.
2022	Thomas Cluckey	13-17
2021	Thomas Cluckey	14-24
2020	Thomas Cluckey	5-5
2019	Evan Davis	8-13
2018	Jameson Vest	15-20
2017	Jameson Vest	25-30
2016	Jameson Vest	13-19
2015	Jameson Vest	19-27
2014	Jeremiah Detmer	17-22
2013	Jeremiah Detmer	19-20
2012	Jeremiah Detmer	24-29
2011	Ryan Casano	10-13
2010	Bill Claus	4-7
2009	Alex Steigerwald	12-16
2008	Alex Steigerwald	16-21
2007	Alex Steigerwald	13-13
2006	Alex Steigerwald	7-8
2005	Jason Robbins	13-13
2004	Jason Robbins	9-10
2003	Jason Robbins	3-7
2002	Jason Robbins	13-16
2001	Todd France	15-20
2000	Todd France	15-19
1999	Todd France	18-26
1998	Todd France	11-19
1997	Chris Merrick	11-16
1996	Ryan Klaer	8-13
1995	Mark Spring	9-18
1994	Ryan Klaer	9-14
1993	Mark Spring	7-12
1992	Rusty Hanna	21-29
1991	Rusty Hanna	12-20
1990	Rusty Hanna	18-28
1989	Rusty Hanna	15-17
1988	Bruce Nichols	15-17
1987	Bruce Nichols	15-23
1986	Bruce Nichols	11-15
1985	Bruce Nichols	9-15
1984	David Walker	13-25
1983	Tony Lee	15-19
1982	Tony Lee	15-19
1981	Tony Lee	10-13
1980	David Ridgeway	5-6
1979	David Ridgeway	5-12
1978	David Ridgeway	3-10
1977	David Ridgeway	4-13
1976	Mike Sherman	2-4
1975	Bob Kellener	5-8
1974	Virgil Crots	9-14
1973	George Keim	3-13
1972	George Keim	6-12
1971	George Keim	6-13
1970	Tom Duncan	12-22
1969	Kenneth Crots	6-18
1968	Kenneth Crots	9-NA
1967	Kenneth Crots	5-NA
1966	Bob Buchs	5-NA
1965	Bob Buchs	1-NA
1964	Bob Buchs	1-NA
1963	None Made	
1962	None Made	
1961	Tom McCartney	1-NA
1960	Tom McCartney	2-NA
1959	Tom McCartney	2-NA

No field goals were made from 1950-58. Records prior to 1950 are not available.



Thomas Cluckey





Annual Leaders

PUNT RETURNS



Adam Beale

Year	Player	Avg.
2022	Adam Beale	8.1
2021	Devin Maddox	7.2
2020	Ronnie Blackmon	4.5
2019	Devin Maddox	8.7
2018	Diontae Johnson	18.5
2017	Danzel McKinley-Lewis	8.1
2016	Corey Jones	9.6
2015	Corey Jones	10.2
2014	Corey Jones	6.4
2013	Bernard Reedy	10.8
2012	Bernard Reedy	11.1
2011	Eric Page	10.9
2010	Eric Page	3.8
2009	Eric Page	10.8
2008	Nick Moore	6.2
2007	Nick Moore	6.9
2006	Steve Odom	3.7
2005	Steve Odom	6.3
2004	Lance Moore	13.8
2003	Lance Moore	12.9
2002	Dontà Greene	14.8
2001	Dontà Greene	11.7
2000	Tony Miller	8.4
1999	Jameel Turner	7.0
1998	Jameel Turner	5.9
1997	Jameel Turner	10.4
1996	Mace Freeman	6.7
1995	Mark Herron	6.2
1994	Tom Boyd	10.3
1993	Mark Herron	6.2
1992	Marcus Goodwin	6.6
1991	Joe Lajewski	6.6
1990	Rick Isaiah	5.7
1989	Joe Lajewski	4.3
1988	Joe Lajewski	7.8
1987	Renza Hughley	3.0
1986	Renza Hughley	4.1
1985	Eddie Harris	6.4
1984	Eddie Harris	7.5
1983	Eddie Harris	7.7
1982	Eddie Harris	6.8
1981	Richard Wray	4.3
1980	Scott Alexander	6.1
1979	Scott Alexander	2.8
1978	Scott Alexander	8.0
1977	Dave Harsfield	5.9
1976	Mike Slater	3.0
1975	Pat Cotter	10.3
1974	Randy Whatley	6.3
1973	Pete Alsup	7.7
1972	Pete Alsup	9.3
1971	Steve Banks	4.2
1970	Steve Banks	8.0
1969	Dan Crockett	8.9
1968	Dan Crockett	5.2
1967	Pete Kramer	13.4
1966	Jim Hauser	8.7
1965	Jim Grey	6.6

KICKOFF RETURNS

Year	Player	Avg.
2022	Jacquez Stuart	18.5
2021	Jacquez Stuart	27.9
2020	Jacquez Stuart	18.7
2019	Ronnie Jones	25.2
2018	Diontae Johnson	25.8
2017	Diontae Johnson	22.8
2016	Corey Jones	19.7
2015	Diontae Johnson	22.8
2014	Kishon Wilcher	22.0
2013	Bernard Reedy	22.3
2012	Bernard Reedy	27.7
2011	Eric Page	25.2
2010	Eric Page	31.1
2009	Eric Page	25.4
2008	Greg Harris	21.5
2007	Jalen Parmele	28.0
2006	Richard Davis	21.9
2005	Richard Davis	22.8
2004	Lance Moore	21.2
2003	Lance Moore	21.7
2002	Dontà Greene	22.5
2001	Dontà Greene	20.6
2000	Tony Miller	26.3
1999	Carl Ford	20.3
1998	Dwayne Harris	18.2
1997	Ray Curry	20.1
1996	Mace Freeman	16.2
1995	Dwayne Harris	25.3
1994	Tyrone Brown	22.0
1993	A. Morgan	24.6
1992	A. Morgan	21.1
1991	Marcus Goodwin	20.3
1990	Rick Isaiah	20.9
1989	Corey Ivey	16.8
1988	Alan Smiley	21.9
1987	Renza Hughley	19.7
1986	Renza Hughley	22.2
1985	Eddie Harris	19.3
1984	Eddie Harris	19.8
1983	Arnold Smiley	18.2
1982	Eddie Harris	20.3
1981	Steve Morgan	22.6
1980	Arnold Smiley	19.4
1979	Mike Alston	13.8
1978	Willis Bell	20.7
1977	Mike Alston	22.8
1976	Irv Kenerly	19.8
1975	Carl Fortman	15.5
1974	Randy Whatley	21.4
1973	Randy Whatley	23.5
1972	Jim Mulinix	21.6
1971	John Saunders	13.7
1970	Glyn Smith	25.0
1969	Dan Crockett	16.4
1968	Dan Crockett	27.5
1967	David Witkowski	19.6
1966	Don Thomas	19.4
1965	Willie Loper	23.1
1964	Willie Loper	24.9



Jacquez Stuart





MAC Championship Game



Dequan Finn was named Offensive MVP of the 2022 MAC Championship Game.

MAC CHAMPIONSHIP GAME RESULTS

Year	Results	Site	Att.
1997	Marshall 34, Toledo 14	Huntington, WV	28,021
1998	Marshall 23, Toledo 17	Huntington, WV	28,085
1999	Marshall 34, W. Michigan 30	Huntington, WV	28,069
2000	Marshall 19, W. Michigan 14	Huntington, WV	24,816
2001	Toledo 41, Marshall 36	Toledo, Ohio	20,025
2002	Marshall 49, Toledo 45	Huntington, WV	24,582
2003	Miami 49, Bowling Green 27	Bowling Green, Ohio	24,813
2004	Toledo 35, Miami 27	Detroit	22,138
2005	Akron 31, Northern Illinois 30	Detroit	12,051
2006	Central Michigan 31, Ohio 10	Detroit	25,483
2007	Central Michigan 35, Miami 10	Detroit	25,013
2008	Buffalo 42, Ball State 24	Detroit	12,871
2009	Central Michigan 20, Ohio 10	Detroit	23,714
2010	Miami 26, Northern Illinois 21	Detroit	12,031
2011	Northern Illinois 23, Ohio 20	Detroit	13,052
2012	Northern Illinois 44, Kent St. 37 (2OT)	Detroit	18,132
2013	Bowling Green 47, N. Illinois 27	Detroit	21,106
2014	Northern Illinois 51, Bowling Green 17	Detroit	15,110
2015	Bowling Green 34, N. Illinois 14	Detroit	16,425
2016	Western Michigan 29, Ohio 23	Detroit	45,615
2017	Toledo 45, Akron 28	Detroit	16,225
2018	Northern Illinois 30, Buffalo 29	Detroit	10,255
2019	Miami 26, Central Michigan 21	Detroit	22,427
2020	Ball State 38, Buffalo 28	Detroit	N/A
2021	Northern Illinois 41, Kent State 23	Detroit	10,317
2022	Toledo 17, Ohio 7	Detroit	15,550

MAC CHAMPIONS

MAC DIVISION CHAMPIONS

1947 - Cincinnati	1972 - Kent State	1997 - Marshall
1948 - Miami	1973 - Miami	1998 - Marshall
1949 - Cincinnati	1974 - Miami	1999 - Marshall
1950 - Miami	1975 - Miami	2000 - Marshall
1951 - Cincinnati	1976 - Ball State	2001 - Toledo
1952 - Cincinnati	1977 - Miami	2002 - Marshall
1953 - Ohio	1978 - Ball State	2003 - Miami
1954 - Miami	1979 - CMU	2004 - Toledo
1955 - Miami	1980 - CMU	2005 - Akron
1956 - Bowling Green	1981 - Toledo	2006 - CMU
1957 - Miami	1982 - Bowling Green	2007 - CMU
1958 - Miami	1983 - NIU	2008 - Buffalo
1959 - Bowling Green	1984 - Toledo	2009 - CMU
1960 - Ohio	1985 - Bowling Green	2010 - Miami
1961 - Bowling Green	1986 - Miami	2011 - NIU
1962 - Bowling Green	1987 - EMU	2012 - NIU
1963 - Ohio	1988 - WMU	2013 - Bowling Green
1964 - Bowling Green	1989 - Ball State	2014 - NIU
1965 - BGSU/Miami	1990 - Toledo/CMU	2015 - Bowling Green
1966 - Miami/WMU	1991 - Bowling Green	2016 - WMU
1967 - Toledo/Ohio	1992 - Bowling Green	2017 - Toledo
1968 - Ohio	1993 - Ball State	2018 - NIU
1969 - Toledo	1994 - CMU	2019 - Miami
1970 - Toledo	1995 - Toledo	2020 - Ball State
1971 - Toledo	1996 - Ball State	2021 - NIU
		2022 - Toledo

West Division
1997 - Toledo
1998 - Toledo
1999 - Western Michigan
2000 - Western Michigan*/Toledo
2001 - Toledo*/Northern Illinois/ Ball State
2002 - Toledo*/Northern Illinois
2003 - Bowling Green
2004 - Toledo*/Northern Illinois
2005 - Northern Illinois*/Toledo
2006 - Central Michigan
2007 - Central Michigan*/Ball St.
2008 - Ball State
2009 - Central Michigan
2010 - Northern Illinois
2011 - Northern Illinois*/Toledo
2012 - Northern Illinois
2013 - Northern Illinois
2014 - Northern Illinois*/Toledo
2015 - Northern Illinois*/Toledo/ Western Michigan/Central Michigan
2016 - WMU
2017 - Toledo
2018 - Northern Illinois
2019 - Central Michigan
2020 - Ball State
2021 - Northern Illinois
2022 - Toledo*/Eastern Michigan

East Division
1997 - Marshall
1998 - Marshall
1999 - Marshall
2000 - Marshall*/Akron
2001 - Marshall
2002 - Marshall
2003 - Miami
2004 - Miami
2005 - Akron*/Miami/ Bowling Green
2006 - Ohio
2007 - Miami*/Bowling Green/ Buffalo
2008 - Buffalo
2009 - Ohio
2010 - Miami
2011 - Ohio
2012 - Kent State
2013 - Bowling Green
2014 - Bowling Green
2015 - Bowling Green
2016 - Ohio*/Miami
2017 - Akron
2018 - Buffalo
2019 - Miami
2020 - Buffalo
2021 - Kent State
2022 - Ohio

* Advanced to MAC Championship Game by tiebreaker





All-Time Record vs. Opponents

<u>OPPONENT</u>	<u>W</u>	<u>L</u>	<u>T</u>	<u>SERIES BEGAN</u>	<u>LAST PLAYED</u>						
Adrian	0	2	0	1919	1921	E. Tennessee St.	1	0	0	1995	1995
Air Force	1	0	0	2011	2011	E. Washington	1	0	0	2013	2013
Akron	13	9	0	1923	2021	Elon	1	0	0	2017	2017
Alma	0	2	1	1922	1927	Findlay	8	2	0	1917	1936
Appalachian State	0	1	0	2016	2016	Florida	0	1	0	2013	2013
Arizona	0	4	0	1985	2012	Florida International	1	3	0	2008	2018
Arizona State	0	1	0	1979	1979	Florida State	0	1	0	1986	1986
Arkansas	1	0	0	2015	2015	Fort Belvoir	0	1	0	1953	1953
Arkansas State	5	0	0	1990	2016	Fresno State	1	3	0	2005	2018
Assumption	1	1	0	1924	1925	Georgetown (KY)	1	0	0	1937	1937
Austin Peay	1	0	0	1988	1988	Grand Rapids	1	0	0	1923	1923
Baldwin-Wallace	6	2	1	1921	1959	Great Lakes	1	0	0	1947	1947
Ball State	26	21	1	1975	2022	Haskell Institute	0	0	1	1935	1935
Bates	2	0	0	1946	1948	Heidelberg	1	3	1	1930	1936
Bluffton	4	3	0	1921	1937	Hillsdale	3	4	0	1918	1960
Boise State	0	2	0	2010	2011	Illinois	0	0	0	2023	2023
Boston	0	2	0	1935	1936	Illinois Wesleyan	2	0	0	1941	1942
Boston College	0	1	0	2002	2002	Indiana	0	3	0	1989	1996
Bowling Green	42	41	4	1919	2022	Indiana State	1	0	0	1994	1994
Bradley	7	1	0	1941	1961	Iowa State	2	2	0	2006	2015
Brandeis	0	0	1	1956	1956	Jefferson Barracks	1	0	0	1941	1941
Brigham Young	1	1	0	2016	2019	John Carroll	7	6	2	1933	1954
Buffalo	7	6	0	1925	2022	Kansas	1	3	0	1991	2007
Butler	1	2	0	1940	1942	Kent State	28	21	0	1942	2022
Camp Shelby	1	0	0	1941	1941	Kentucky	0	1	0	2019	2019
Canisius	0	2	0	1947	1948	Kenyon	2	0	0	1933	1934
Capital	2	2	0	1932	1935	Liberty	4	0	0	1994	2022
Carnegie Tech	0	2	0	1923	1924	Long Island	1	2	0	1939	2022
Case	3	1	0	1934	1947	Loras	0	1	0	1949	1949
Central Florida	1	2	0	1997	2002	Louisiana Tech	0	2	0	1996	1999
Central Michigan	28	20	3	1928	2022	Louisville	3	5	0	1925	1981
Cincinnati	3	5	0	1921	2014	Maine	1	0	0	2016	2016
Coastal Carolina	1	0	0	2012	2012	Marietta	1	0	0	1932	1932
Colorado	1	0	0	2009	2009	Marshall	22	18	1	1938	2003
Colorado State	2	2	0	1970	2021	Massachusetts	7	1	0	1976	2022
Connecticut	0	1	0	2004	2004	McNeese State	1	2	0	1980	2006
Davidson	1	0	0	1969	1969	Miami (Fla.)	0	3	0	1987	2018
Davis & Elkins	2	0	0	1940	1951	Miami (Ohio)	22	28	1	1938	2011
Dayton	10	13	0	1924	1976	Michigan	1	0	0	2008	2008
Defiance	7	4	0	1918	1933	Michigan "B" Team	0	1	0	1928	1928
Denison	1	1	0	1935	1936	Michigan State	0	1	0	1925	1925
Detroit	1	4	0	1917	1964	Minnesota	1	3	0	1978	2004
Detroit Tech	3	0	0	1939	1941	Missouri	0	2	0	2013	2014
East Carolina	2	2	0	1970	1981	Murray State	1	0	0	2019	2019
Eastern Illinois	2	0	0	1984	2000	Muskingum	4	0	0	1922	1957
Eastern Kentucky	3	2	2	1952	1959	Navy	3	1	0	1990	2013
Eastern Michigan	37	13	0	1923	2022	Nevada	5	0	0	1995	2018
						Nevada-Las Vegas	2	1	0	1984	2003
						New Hampshire	5	0	0	1947	2014



All-Time Record vs. Opponents

<u>OPPONENT</u>	<u>W</u>	<u>L</u>	<u>T</u>	<u>SERIES BEGAN</u>	<u>LAST PLAYED</u>						
Norfolk State	1	0	0	2021	2021	Stony Brook	0	0	0	2015	2015
North Dakota	2	0	0	1939	1949	Syracuse	0	3	0	1999	2011
Northern Illinois	33	17	0	1967	2022	Tampa	0	3	0	1972	1974
Notre Dame "B"	0	1	0	1923	1923	Temple	8	3	0	1961	2015
Notre Dame	0	1	0	2021	2021	Texas-Arlington	2	0	0	1971	1972
Ohio	33	21	1	1925	2022	Texas-El Paso	1	0	0	2005	2005
Ohio Northern	0	3	0	1917	1930	Texas Southern	0	0	0	2023	2023
Ohio State	0	4	0	1998	2022	Tulsa	2	1	0	1962	2017
Ohio St. "B" Team	0	1	0	1932	1932	Utah State	0	1	0	2012	2012
Ohio Wesleyan	2	0	0	1937	1938	US Coast Guard	0	1	0	1942	1942
Oklahoma City	2	0	0	1948	1949	Valparaiso	1	0	0	1939	1939
Otterbein	3	0	0	1932	1936	Villanova	5	5	0	1963	1975
Penn State	1	0	0	2000	2000	VMI	1	0	0	2018	2018
Pittsburgh	1	2	0	2002	2006	Washington	0	1	0	1991	1991
Pittsburg St. (Kan.)	1	0	0	1950	1950	Wayne State	13	8	1	1919	1950
Purdue	3	3	0	1992	2010	Weber State	2	0	0	1996	2000
Quantico Marines	1	0	1	1965	1966	Western Carolina	1	0	0	1975	1975
Richmond	3	0	0	1968	1983	Western Illinois	1	0	0	2005	2005
St. Bonaventure	0	1	0	1950	1950	Western Michigan	44	32	0	1939	2022
St. Joseph	1	1	0	1938	1941	Western Reserve	2	7	1	1919	1954
St. Mary's (Texas)	2	0	0	1938	1939	West Liberty	1	0	0	1938	1938
San Diego St.	0	1	0	2022	2022	West Virginia	0	1	0	1937	1937
San Jose State	1	0	0	1981	1981	Wichita State	2	2	0	1946	1986
Scranton	0	2	0	1939	1940	William & Mary	1	0	0	1970	1970
South Dakota St.	1	1	0	1947	1962	Wisconsin	0	2	0	1982	1989
Southern Illinois	3	0	0	1963	1993	Wittenberg	0	1	0	1927	1927
Springfield	2	0	0	1948	1949	Wooster	0	1	0	1920	1920
						Wyoming	1	1	0	2010	2012
						Xavier	4	9	0	1926	1973
						Youngstown State	4	2	1	1942	1961

2023 opponents in bold



Toledo recorded its first win against an SEC school with a 16-12 victory over Arkansas in 2015.





All-Time Record vs. Conferences

Records reflect conference affiliation of opponents at the time of the game

Atlantic Coast (ACC): 0-3

Florida State	0-1
Miami (Fla.)	0-2

American Athletic (AAC): 0-1

Cincinnati	0-1
------------	-----

Big 12/Big 8: 4-5

Colorado	1-0
Iowa State	2-2
Kansas	1-3

Big East: 5-7#

Boston College	0-1
Cincinnati	1-0
Connecticut	0-1
Pittsburgh	1-2
Syracuse	0-3
Temple	3-0

Ended football operations in 2013

Big Ten: 6-15

Indiana	0-3
Michigan	1-0
Minnesota	1-3
Ohio State	0-4
Penn State	1-0
Purdue	3-3
Wisconsin	0-2

Conference USA: 2-0

Cincinnati	1-0
UTEP	1-0

Mid-American: 289-213-7

Akron	11-3
Ball State	26-21-1
Bowling Green	34-36-1
Buffalo	4-5
Central Florida	1-0
Central Michigan	27-18-3
Eastern Michigan	34-12
Kent State	27-21
Marshall	11-12
Massachusetts	2-0
Miami	21-27-1
Northern Illinois	23-14
Ohio	32-20-1
Temple	1-1
Western Michigan	42-29
Western Reserve	1-2

Mountain West: 7-6

Air Force	1-0
Boise State	0-1
Colorado State	1-1
Fresno State	1-1
Nevada	2-0
San Diego State	0-1
UNLV	1-1
Wyoming	1-1

Pac-12/Pac10: 0-6

Arizona	0-4
Arizona State	0-1
Washington	0-1

Pacific Coast (PCAA)/ Big West: 5-0#

Nevada	3-0
San Jose State	1-0
UNLV	1-0

Big West folded in 2000

Southeast (SEC): 1-4

Arkansas	1-0
Florida	0-1
Kentucky	0-1
Missouri	0-2

Sun Belt: 4-5

Appalachian State	0-2
Arkansas State	3-0
Florida International	1-3

Western Athletic (WAC): 0-3#

Boise State	0-1
Fresno State	0-1
Utah State	0-1

Ended football operations in 2013

Independents: 7-3

Brigham Young	1-1
Liberty	1-0
Navy	3-1
Notre Dame	0-1
Massachusetts	2-0

FCS Schools: 27-2%

% Record since NCAA Division I was split into two divisions in 1978.





The University of Toledo






University History & Traditions

UNIVERSITY ORIGINS

The University of Toledo was founded by Jesup Wake-man Scott on October 12, 1872 as a private arts and trades school, known as Toledo University of Arts and Trades, offering painting and architectural drawing as its only subjects. Scott, the editor for the Toledo Blade newspaper from 1844 to 1847, was a public-spirited Toledoan who felt the city should have a university to train young people for responsible positions in the growing community. Scott's dream led him to endow 160 acres of land which later became the Scott Park Campus. Scott died in 1874 and the school was forced to close in 1878 due to a lack of funds. On January 8, 1884, the assets of the university were turned over to the city of Toledo and the school reopened that year as the Manual Training School, later changing its name to Toledo University.

In 1922, the university moved into an automobile mechanics training facility on Scott's land that had been constructed during World War I. After the Toledo voters passed a bond levy in 1928, the main campus was moved north to the land located on Bancroft Street, with University Hall being the first building constructed in 1931.

On July 1, 1967, the University was given the status of a state-funded university by the Ohio General Assembly and became known as The University of Toledo. On July 1, 2006 the University merged with the Medical University of Ohio, making The University of Toledo one of only four institutions in the state with a medical school and a law school.





University History & Traditions

THE BELL TOWER AND UNIVERSITY HALL

President Henry J. Doermann, the father of the Bell Tower and the university's structural design, wanted all of the buildings on Bancroft Campus to be of a Collegiate Gothic architectural design to reflect the best design elements of the universities of Europe. President Doermann felt such architecture would provide an atmosphere to inspire students. He also dreamed of a central tower that could be spotted from anywhere on campus. President Doermann went against the objections of many Toledoans who felt the design was too extravagant and a waste of money. He knew how much this Tower would mean to the UToledo community; therefore, he set out and accomplished his lofty goal of building the beautiful high structure that resides at the north center part of Bancroft Campus. Residing on the top four corners of this architectural gem are four gargoyles which overlook and guard the University of Toledo.

The 156-step, 206-foot Bell Tower sits atop of University Hall. Completed in 1931, University Hall was the first building built on Bancroft Campus. It took 400 men nearly one full year to complete University Hall and the second building built on campus, the Field House. The Collegiate Gothic structural design for University Hall set the standard for all other buildings to be constructed on The University of Toledo's Bancroft Campus.

CENTENNIAL MALL

During the Blizzard of 1978, the land in mid-campus, which used to be a faculty parking lot and Army barracks, was completely covered by snow. Graduate students in the university's geography department conducted a study and photographed the paths on the snow made by students walking to class. The design of the sidewalks in Centennial Mall was then constructed using the layout of those paths.

There are 290 trees located in the 9.7 acres of Mall area. This shrine of trees is known as the Circle of Champions. Centennial Mall was completed in 1980 and provides the campus with an environmentally friendly look, which contributes to UToledo's ranking as one of the "100 most beautifully landscaped places in the country," according to the American Society of Landscape Architects.





University History & Traditions



THE UNIVERSITY SEAL

The University of Toledo's Seal was placed in the middle of Centennial Mall and dedicated on October 23, 1995 by the Student Alumni Council, with the support of various campus and community organizations. A tradition that was formally started by Omicron Delta Kappa, as part of their ritual, is that no Rockets past, present, or future who cross this path on their educational journey shall ever step on the seal. This is every Rocket's sign of respect and gratitude for our great university. It is a UToledo myth, and believed to be true, that if you step on the seal in Centennial Mall you will fail your next exam.

TOLEDO EDISON MEMORIAL FOUNTAIN

The Toledo Edison Memorial Fountain, a gift to The University of Toledo by the Toledo Edison Co. for the Centennial of Light (1879-1979), is located on the north side of the Student Union and was built when Centennial Mall was constructed in 1980. The fountain, designed by Toledoan Phyllis Nordin, was turned into a flowerbed for four years because the rusted pipes of the fountain would have cost \$50,000 to repair. After a fundraising effort by Student Government President Kevin Hopkins, Toledo Edison, and many others, the flowerbed was restored back into a fountain in 1997.





Athletic Traditions

NICKNAME ORIGIN

When The University of Toledo played then-powerful Carnegie Tech in football in 1923, Pittsburgh sports writers were surprised to learn that Toledo did not have a nickname. Pittsburgh writers pressed James Neal, a UToledo student working in the press box, to come up with a nickname.

Despite UT's 32-12 loss, the student labeled the team "Skyrockets," obviously impressed by his alma mater's flashy performance against a superior team. The sportswriters shortened the name to "Rockets," which has been used since.

Many other suggestions for Toledo's nickname have been considered through the years, including a Spanish theme of Toreadors or Bulls, in honor of Toledo's sister relationship with the city's namesake in Spain. Others included Commodores, Turtles, Bancroft Highwaymen and Jeeps.

Toledo teams were referred to as the Blue and Gold, Munies (for municipal university) and Dwyer's Boys (after head football coach James Dwyer) in sports stories prior to 1923.

SCHOOL COLORS

Midnight Blue and Gold were selected as the school's official colors by the Varsity 'T' club, at its organizational meeting on December 1, 1919. Ten of the 14 football lettermen met to form the club, and also chose Ed Stader as their first president.

FIGHT SONG "U OF TOLEDO"

Chorus

U of Toledo, we'll fight for you
(Fight! Fight! Fight!)

U of Toledo, we love the Gold and Blue
(Let's go Blue!)

Men of the Varsity, the enemy must yield,
We'll fight just like our ancestors
and march right down the field!
T-O-L-E-D-O, Toledo!

ALMA MATER "FAIR TOLEDO"

In tower shadows voices now raising,
To alma mater Golden and Blue,
Fair Toledo praise to thee,
Portal of learning ever be,
Hallowed halls we shall revere,
Vow to keep thy memory dear.



THE FIGHT SONG

"U of Toledo" was written in 1932 by Dave Connelly, Toledo athletic director and baseball coach through much of the 1930s and 1940s. Connelly loved to sing, but had never studied music. He wrote the words for "U of Toledo" and sang the melody to a family friend, Bernie Jones. Jones played it on the piano and put it to music.

The tune remained largely unchanged until 1975, when UToledo associate professor of music David Jex arranged the current version.

THE ALMA MATER

"Fair Toledo" was selected from eight entries which were submitted in the UT Alma Mater Song Contest, sponsored jointly by the Student Senate and the Alumni Association in 1959. The competition was held to replace "Golden and Blue," set to "Amici," a tune used by various universities.

While driving to work, Gilbert Mohr heard Jim Uebelhart announce the contest on the radio in January of that year. An amateur songwriter, Mohr began humming different tunes, and later with his wife, Jean Strout, wrote the lyrics. Their alma mater entry won the contest and the couple received a \$100 government bond. "Fair Toledo" debuted at halftime of the Marshall-Toledo basketball game on March 2, 1959.





Athletic Traditions

THE CANNON

Everyone who attends a Rocket football game is familiar with the “boom” of the cannon when the Rockets score. The tradition of the cannon originates from 1966 when Pi Kappa Phi member Walt “Swift” Piotrowski saw a canon being shot off at a University of Texas game. Another fraternity brother, John “Tank” Drake, was able to obtain a Civil War era canon. That canon was in use until it was replaced by a brand-new cannon in 2010.

The cannon was first fired at the football game vs. Xavier on Sept. 17, 1966 from the top east stone tower in the Glass Bowl. The cannon continued to be fired from this position until 1989, when it had to be moved to the field because of structural concerns with the stone towers. From 1990 to 2008 the cannon was fired from field level until it was moved to the east balcony of the Larimer Building for safety reasons. In 2009 the cannon returned to its original position on the east tower.

Blasts are fired at the beginning of each home game, at the end of each half, and after every Rocket score.



THE ROCKET

In 1961, the University of Toledo procured a genuine Nike-Ajax missile from the U.S. Army missile program. Simply known as “The Rocket,” it was placed behind the crossbar of the north end goalpost, where the Larimer Athletic Complex resides today. During the renovation in 1989-90, the Rocket was moved to its present day position on the northeast corner of the Glass Bowl, just outside of the wall. The one-ton Rocket carries two sets of fins and a propellant boost capable of guiding the missile to supersonic velocity. In 2004, the rocket was refurbished and painted midnight blue and gold.

Legend has it that the rocket’s trajectory is pointed toward Bowling Green State University, 25 miles south. If the Rocket were to be lit, it is said, it would blast off and land directly on the 50-yard line of the Falcons’ Doyt Perry football stadium.





Athletic Traditions

THE SPIRIT ROCK

In 1968, Nicholson Concrete and Supply Co. donated an eight-ton rock to the University of Toledo as a symbol of the spirit of its student body. The Spirit Rock was originally located on the grass between the William S. Carlson Library and the Student Union. The large rock marked the final resting place of the old Bancroft High image of The University of Toledo. The original Spirit Rock was moved by the university in order to make room for the Student Union expansion, and now resides by the pond at Scott Park Campus.

The current Spirit Rock on main campus was donated to the university in 1997 and placed in the Flatlands. Over the years, the rock has been a site for many Rocket pep rallies. The Spirit Rock has been tarred and feathered, burnt, and painted hundreds of times, but it is tradition to paint it only during twilight hours.



THE BATTLE OF I-75

Just 20 miles of highway on I-75 separate the University of Toledo and Bowling Green State University, considered by many observers to be the greatest rivalry in the Mid-American Conference. These two universities first met on the gridiron in 1919, playing 12 times before the series was discontinued following the 1935 game (a 63-0 Toledo triumph).

The rivalry resumed in 1948 and has been stirring up emotions on both sides ever since. Toledo leads the all-time series, 41-40-4. The Rockets have won 10 of the last 11 games in the series and are 19-7 vs. the Falcons over the last 26 seasons.

From 1980-2010, the trophy that traded hands between Toledo and Bowling Green was referred to as "The Peace Pipe Trophy." Beginning in 2011, the schools retired the trophy out of respect to Native American culture, and began using the "Battle of I-75" trophy, a dense bronze and granite sculpture weighing nearly 40 pounds when including its base.





Athletic Traditions



THE ROCKET CHEERLEADERS

Providing the spirit at all home and road football games are the cheerleaders. The cheerleaders are also at every home men's and women's basketball game, and numerous public appearances on behalf of the Toledo Athletic Department.

The UToledo cheerleading squad consists of a varsity and a junior varsity squad. There is a total of 34 members—16 varsity, 16 junior varsity and two mascots.

The varsity squad practices throughout the summer in preparation for the coming season. The varsity squad travels to all the away football games, and cheers on the men's basketball team. For football games, the varsity squad is stationed primarily in the southeast corner of the stadium.

The JV squad cheers at every home football game and the women's basketball games. For football games, the JV squad is stationed primarily in the southwest corner of the stadium.

THE ROCKET MARCHING BAND

The Rocket Marching Band is dedicated to excellence in performance, as well as the musical and social enrichment of its members. The Rocket Marching Band provides quality entertainment and spirit promotion at school functions and athletic events. In addition, the band has appeared at professional football games, college bowl games and many high school marching band festivals.

The band consists of students from large cities, small towns and rural areas, pursuing a myriad of careers and majoring in everything from architecture to zoology. The Rocket Marching Band has proudly represented UToledo with professionalism, dignity, spirit and excellence.

Auxiliaries to the Rocket Marching Band include the Dancing Rockettes and the Flag Line. The Rockettes constitute a dance line of approximately 14 women who are chosen each spring by a special audition. The Flag Line is comprised of approximately 28 women who primarily twirl flags during Rocket Marching Band pre-game and half-time shows.





Athletic Traditions

ROCKY THE ROCKET (AND ROCKSY)

Rocky the Rocket, The University of Toledo's mascot, began in the 1966-67 academic year by the Spirit and Traditions committee, an appendage of Student Government, with various students being chosen to dress up for a couple different games. Then in the fall of 1968, Rocky was taken under the wing of Dan Seemann, Director of Student Activities at the time, and the first official Rocky the Rocket, Bill Navarre, emerged. Navarre displayed his super spirit at both home and away football and basketball games in the Rocky the Rocket costume, which was made by the theater department seamstress. The costume was essentially a wastepaper basket with a pointed rocket top made of papier-mâché.

Over the years Rocky's costume has changed many times. In the early 70s, Rocky wore a tall metal rocket helmet with many different jumpsuit type outfits, including such items as bellbottom pants. Then, in 1977, an authentic spacesuit, helmet, and boots were donated to the university by the NASA Space Center in Houston, Texas with the help of former Ohio astronaut and senator, John Glenn. The space suit was used for football games, but because of its mass, a lightweight replica was used for the basketball season. Both suits were used until 1980 when Rocky took on a more futuristic look in a costume that was designed to present more of a space rocket image.

Another Rocky costume, which was plush with huge feet, was introduced in 1983, but was only used until 1986 when a big blue plush Rocky with smaller feet was unveiled. Throughout the late 1980s and most of the 1990s only minor changes were made to Rocky's costume.

In 1998, at the Bowling Green football game, a new Rocky arrived at midfield via helicopter. The new Rocky had a blue and gold rocket-man costume, complete with jetpack and astronaut helmet.

The latest Rocky, which was unveiled in fall of 2008, maintains the futuristic space concept but is depicted more as a cartoon super hero. He was joined by a female companion, Rocksy, in 2010.





Athletic Traditions



ROCKET FANATICS


The Rocket Fanatics were organized in 1995 in an effort to increase student spirit, pride, attendance and participation. Today, every Toledo student is considered a Rocket Fanatic the minute they enroll at The University of Toledo. The group exploded in popularity in 2000, when the Fanatics adopted the Athletic Department slogan, "See You at the Game," and began distributing thousands of Rocket Fanatic t-shirts to UT students. Waves of Rocket Fanatic t-shirts can now be seen in the student sections of the Glass Bowl and Savage Arena.



THE BLUE CREW

"The Blue Crew" is a secret societies of spirited individuals who represent the pride inside of every Rocket. The organization consist of UT students who are fully dedicated to instituting, reviving, and maintaining The University of Toledo's traditions. Each member is hidden under an assumed identity and name.

Members of the Blue Crew attend all home University of Toledo sporting events, and as many away games as possible.





Athletic Traditions

THEY SUPPORT THE ROCKETS

THE ROCKET FUND

The Rocket Fund is The University of Toledo's Athletic Department's official annual giving program. Over 1,100 Rocket fans are donors to the Rocket Fund at the \$100 gift level and up. Gifts may be designated for operations for a particular sport, for scholarship aid, or for unrestricted use. Benefits are provided at all gift levels of \$100 or more. For more information on the Rocket Fund, call the Athletic Development Office at 419-530-4183.



THE 1923 SOCIETY

The 1923 Society is the leadership giving society of Toledo Athletics. Through philanthropy, exclusive Toledo supporters contribute to the 1923 Society allowing Toledo Athletics to carry out the department's mission of:



- Providing championship-caliber services to our student-athletes in their pursuits academically, athletically, and personally.
- Delivering the best student-athlete experience in the MAC.
- Representing the University of Toledo with integrity, class and distinction.

The name of 1923 Society was chosen to commemorate the first year the "Rockets" nickname was used to describe University of Toledo athletes.

For more information on the 1923 Society, call the Athletic Development Office at 419-530-4183.

DOWNTOWN COACHES ASSOCIATION

The Downtown Coaches Association is a support group whose purpose is to promote, encourage and stimulate interest in intercollegiate athletics at the University of Toledo. It was founded in 1937 by athletic director and head football coach Doc Spears. For 80 years, the DCA has sponsored Monday luncheons and assisted in the department's fundraising efforts, such as the 50/50 raffle at football and basketball games.

In 2008, the DCA made a major commitment to the Building Champions Campaign to name the "Wall of Champions" in the Sullivan Athletic Complex. The wall features photos of every Rocket MAC Championship team. In 2015, the DCA converted the traditional 50/50 system to an electronic version, increasing the fan experience, overall 50/50 sales and support of Rocket Student-Athletes.

THE VARSITY 'T' CLUB

The Varsity T Club is a support group of former varsity letter-winners whose purpose is to support Rocket Athletic programs through service projects and special events. The Varsity T Club provides financial assistance to the athletic department on an annual basis.

Over the years, the club has provided over \$100,000 to fund the purchase of weight equipment in the Larimer and Savage Hall weight rooms. The club has also supported the replacement of the Glass Bowl turf, the student-athlete handbook, senior scholar-athlete receptions and made a major commitment to the Building Champions Campaign to name the Hall of Fame area in the Sullivan Athletic Complex at Savage Arena. Each fall, the club hosts the annual Varsity T Hall of Fame banquet and induction ceremony.

The Varsity T Club also funded the construction of the Varsity T All-Sports Pavilion, located just south of the Glass Bowl. The club sponsors pregame tailgate receptions prior to all home football games for club members and guests.





President Gregory Postel

Dr. Gregory Postel was named the 18th president of The University of Toledo during a special Board of Trustees meeting on March 3, 2021, after serving as interim president since July 6, 2020.

Postel is former interim president and executive vice president for health affairs at the University of Louisville (UofL). Prior to joining UToledo, Dr. Postel served as the senior client partner representing healthcare services and higher education at Korn Ferry, a global organizational consulting firm. Dr. Postel has more than 25 years of experience with academic medical center and university operations, governance, clinical care, teaching and the support of research.



In addition to an accomplished career as an academic interventional neuroradiologist, Dr. Postel served 18 years as chair of the Department of Radiology at the UofL School of Medicine and held the positions of vice dean for clinical affairs and chairman of the board at University Medical Center in Louisville. He was the founding board chair and later CEO of University of Louisville Physicians. Dr. Postel served as interim president of UofL in 2017-18 and also spent four years as its executive vice president for health affairs.

During his time in leadership at Louisville, Dr. Postel oversaw the design and implementation of two academic

affiliations including an eight-year, \$33 million per year pediatric affiliation with Norton Healthcare and a \$23 million per year adult affiliation agreement with KentuckyOne Health. He also led the planning and construction of the \$80 million Pediatrics Medical Office Building; management transition and subsequent board leadership of University of Louisville Hospital; complete restructuring and implementation of the health sciences center budget and creation of two consecutive balanced budgets in the context of flat tuition and with no program closures; and reorganization of the athletics department.

A graduate of the College of Wooster and Case Western Reserve University School of Medicine, Dr. Postel completed a residency in radiology at the Cleveland Clinic Foundation and a fellowship in neuroradiology at the Mayo Clinic Foundation.

UT BOARD OF TRUSTEES

- Stephen P. Ciucci, Chair (2027)
- Will Lucas, Vice Chair (2024)
- Eleanore Awadalla (2022)
- Alfred A. Baker, Chair (2025)
- G. Brent Bishop (2028)
- Zac Isaac (2030)
- Patrick J. Kenney (2026)
- Michael Miller (2029)
- Mary Ellen Pisanelli (2023)
- Anjali Phadke, student trustee (2023)
- Madeline Vining, student trustee (2024)





Vice President and Director of Athletics

Bryan B. Blair

Since his arrival as vice president and director of athletics at The University of Toledo, Bryan B. Blair has begun a process of engaging the University and the Toledo community with the goal of positioning the Rockets as one of the premier Group of Five programs in the country.

Blair, who became the 14th athletic director in the history of the University of Toledo, is the first African-American to hold the post. When he arrived at Toledo in May of 2022, he was just 37 years old, the youngest FBS athletic director in the nation at the time. He joined the Rockets after serving as the deputy athletic director and chief operating officer at Washington State University from 2018-22.

Among the initiatives that have begun under Blair's leadership is the founding of the 1923 Society, a philanthropic initiative designed for the purpose of generating new revenues to support Rocket student-athletes in their academic, athletic and personal pursuits. Blair also created "Dining With the Deans," an ongoing series of dinners that give Rocket student-athletes an opportunity to meet and share ideas with University leaders in an informal setting. The Athletic Department also entered into a partnership with RealResponse, which is providing Rocket student-athletes the opportunity to communicate with the administration in real-time, and houses regular surveys regard-

ing the student-athlete experience.

Blair has put his mark on the Rockets with several high-profile hires, tapping former Duke assistant Jessica Brahamonte to become head coach of the softball program and longtime Ohio Northern Head Coach Mark Batman to lead the women's soccer program. In addition, Blair hired former University of Texas Associate Athletic Director for Development Al Tomlinson to serve as deputy athletic director, and brought in Nicole Alderson, a former associate athletic director at Grand Canyon, to assume the role of executive associate athletic director and chief operating officer.

The Rockets have enjoyed unprecedented athletic and academic success in Blair's first season on the job. Toledo won MAC Championships in football, men's basketball, women's basketball, women's cross country, men's tennis and women's tennis, the first school in the history of the NCAA-FBS to win league titles in those six sports in a single season. The football team went on to win the Roofclaim.com Boca Raton Bowl, becoming the first Rocket team to win a MAC title and a bowl game in 21 years. Women's Basketball defeated No. 5 seed and Big 12 champion Iowa State in the first round of the NCAA Tournament, the Rockets first win in the NAAs in 27 years.





Toledo was awarded the Reese Trophy as the top men’s athletic program in the Mid-American Conference for the second consecutive year, and set a school record with 166 points in the Learfield Directors’ Cup Division I standings.

Rocket fans supported their teams in droves, as Toledo led the MAC in home attendance in football, men’s basketball and women’s basketball, the first school in league history to achieve this feat.

In the classroom, the Rockets had the best academic year in school history, setting a record with a 3.401 grade point average in the fall semester, then topping that with 3.472 GPA in the spring.

At Washington State, Blair led a team of sport administrators responsible for day-to-day oversight of 17 varsity sports programs and oversaw several departmental units focused on student-athlete success. Among his responsibilities was managing the university’s Nike contract, serving as the chief diversity officer in athletics, and overseeing the development and execution of WSU’s athletic strategic plan. During Blair’s tenure, the Cougars excelled on and off the court, competing for NCAA championships, setting cumulative GPA records, doubling yearly fundraising to more than \$30 million, and securing 50 of the top 70 largest gifts in WSU athletic history.

Prior to his term at WSU, Blair was the senior associate athletic director at Rice University from 2014-18, which was his second stint at that school. He also served at Rice for the first time as a compliance coordinator from 2011-12. While serving as senior associate AD at Rice, he served as a member of the athletics department’s senior leadership team, while overseeing sports medicine, strength and conditioning, sports nutrition, compliance, and seven of the department’s 16 NCAA Division I sports programs. In addition, Blair served as the advisor for the Student-Athlete Advisory Committee (SAAC), and helped secure a multimil-

lion-dollar partnership, one of the largest in Rice Athletics history.

In between his stints at Rice, Blair worked at the University of South Carolina as the assistant director of compliance services from 2012-14. He also worked at the NCAA Offices in Indianapolis as an academic and membership affairs postgraduate intern from 2010-11.

A rising star in intercollegiate athletics, Blair was selected to serve on the National Sports Forum’s Steering Committee and the Board of Directors for the Minority Opportunities Athletic Association.

In 2016, Blair was chosen for the nationally acclaimed D1A Institute (now “LEAD1”). The goal of the institute is to help the participants, nominated by their universities’ athletics directors, be better prepared to move into the role of athletics director. After the Institute, Blair was recognized by LEAD1 President and CEO, Tom McMillen, as a “Future Leader of College Sports.”

Blair was selected among 25 senior-level administrators from across the country to participate in the prestigious 2017 NCAA Pathway Program. The program is designed to elevate those currently in senior-level positions within athletics administration to the next step in reaching their goal of becoming directors of athletics. The year-long program is an intensive, experiential learning opportunity for selected participants representing NCAA Divisions I, II and III.

Blair holds a law degree from the University of South Carolina and earned his undergraduate degree in history at Wofford College. He played four seasons as a nose tackle for the Wofford football team from 2003-06. He was a team captain as a senior in 2006 and was named the team’s Defensive Lineman of the Year.

Blair and his wife, Jenna, have two children, Brielle (5) and Beau (2).



Bryan Blair with wife Jenna, children Brielle and Beau, along with Rocky and Rockysy.

BRYAN BLAIR’S FILE



Education:

- Law Degree, South Carolina ‘10
- Bachelor’s Degree in History, Wofford College ‘07

Administrative Experience:

- 2022-pres. Vice President and Director of Athletics, The University of Toledo
- 2018-22 Deputy Athletic Director/COO, Washington State University
- 2014-18 Senior Associate Athletic Director, Rice University
- 2012-14 Assistant Director of Compliance Services, University of South Carolina
- 2011-12 Compliance Coordinator, Rice University
- 2010-11 Academic and Membership Affairs Postgraduate Intern, NCAA

College Playing Experience:

- 2003-06 Football, Wofford College

Family:

- Wife, Jenna, daughter Brielle (5), son Beau (2)





Student-Athlete Academic Support Services

STUDENT-ATHLETE ACADEMIC SERVICES (SAAS)

The Department of Intercollegiate Athletics recognizes the unique needs of student-athletes in regards to academic support and is committed to their overall success at the University of Toledo. The Rocket Academic Center is located in the Larimer Athletic Complex and is open to all student-athletes. This facility is wireless and includes academic staff offices and a full-service computer lab. Student-Athlete Academic Services (SAAS) staff provides a variety of services to assist student-athletes that includes course scheduling, monitoring eligibility, academic coach program, study hall, individualized and group tutoring, career preparation and community service engagement.

ACADEMIC ADVISING

Student-athletes are assigned two academic coordinators (major advisor and athletic coordinator) during their time at Toledo. Both advisors work together to assist the student-athlete with creating balanced course schedules that meet degree requirements and will not interfere with athletic commitments. SAAS monitors academic performance, NCAA eligibility and progress towards graduation.

TUTORING

Tutorial assistance is available to all student-athletes through the Rocket Academic Center.

ACADEMIC COACH PROGRAM

The Academic Coach Program assists student-athletes with organizational skills, time management and study skills. Academic coaches work one-on-one with freshmen, new transfer students and returning students to assist with study skills and their transition to UToledo. Student-athletes will meet weekly or bi-weekly with their academic coach to discuss their academic progress, upcoming assignments and weekly academic plan.

The goal of this program is to model



time management skills and develop a comprehensive plan to assist the student-athlete in the transition from high school to college.

STUDENT-ATHLETE DEVELOPMENT PROGRAM

Student-Athlete academic services (SAAS) is committed to providing a comprehensive program to support all UT student-athletes. UT's Student-Athlete Development program (also known as Life Skills program) focuses on four areas of development: academic, personal, community service and career/professional development.

SAAS STAFF

Tony Belt begins his fourth year as the associate athletic director for student-athlete academic services in 2022-23. Belt comes to Toledo after serving as the Director of Student-Athlete Support Services at the College of William & Mary. A former All-American in the long jump at Louisville, Belt oversees the department's academic efforts, and is directly responsible for working with the men's basketball and women's

basketball programs.

Assistant Director for Student-Athlete Academic Services **Jillian Lehman** is entering her eighth academic year with SAAS. She oversees the football program in addition to women's tennis and soccer.

Stacy Bowers is in her 29th year with Student-Athlete Academic Services as an academic coordinator. She works with football, men's golf, women's golf, men's tennis, women's volleyball, women's swimming and softball.

Ryan Moody joined the SAAS staff as athletic academic coordinator and tutor coordinator in January of 2021. His duties include overseeing the academic progress for the baseball, men's and women's cross country and women's track & field programs, as well as for several of the football student-athletes. Moody will also manage the SAAS Rocket Tutorial program.

Traci Korte joined the SAAS staff as director of student-athlete development in August of 2023. She oversees the development of student-athletes through career and personal development, community service and outreach activities, internship programming, and serve as the advisor for the Student-Athlete Advisory Committee (SAAC).



Tony Belt



Jillian Lehman



Stacy Bowers



Ryan Moody



Traci Korte





Regulations for Boosters

ARE YOU A UT "ATHLETICS REPRESENTATIVE" (BOOSTER)?

The NCAA definition of a booster is very broad. Simply put, you are a booster if you have:

- Graduated from The University of Toledo.
- Purchased season tickets.
- Become a member of an organization that supports Toledo Athletics (Downtown Coaches, Varsity 'T', etc.).
- Made a donation to the Rocket Fund.
- Assisted a Toledo student-athlete in securing employment.

Once you become an athletic representative, you maintain that relationship forever, regardless of whether or not you remain in contact with the program.

PERMISSIBLE ACTIVITIES FOR BOOSTERS

- Occasional meals provided to a student-athlete or team are permitted at any location.
- Provide information to student-athletes on employment opportunities and internships.
- Please remember that student-athletes retain their status forever, just as boosters do. It is not permissible to provide benefits to a student-athlete simply because they have exhausted their athletics eligibility.

PROSPECTIVE STUDENT-ATHLETES (PROSPECT)

In general, a prospective student-athlete (e.g., prospect or recruit) is an individual who has begun classes for the ninth grade. In basketball and softball, prospects are individuals who have begun classes for the seventh grade. This includes prep school and two-year college student-athletes as well.

It is important to remember that athletes are considered to be prospective student-athletes even after they have signed a National Letter of Intent and/or financial aid agreement. Prospects retain this status until they have attended classes or have attended practice.

It is not permissible for boosters to make in-person, on- or off-campus recruiting contacts and written, telephonic, or electronic communications with the prospect, the prospect's relatives or legal guardians, or the prospect's coaches.

ENROLLED STUDENT-ATHLETES

A student-athlete, their relatives, or friends are not permitted to receive any special arrangement by an institutional employee or booster ("extra benefit") that is not authorized under NCAA legislation. Examples of extra benefits include:

- Free or reduced cost services.
- Free or reduced cost entertainment services (free movie tickets, dinners, or professional sports tickets).
- A loan of money or guarantee of a bond.
- An automobile or the use of an automobile.
- Transportation.
- The signing or co-signing of a note with an outside agency to arrange a loan.

Student-athletes must ask themselves two questions when trying to determine if they are being offered an extra benefit:

- "Is this benefit available to any student at the University of Toledo?"
- "Am I receiving this benefit because I am a student-athlete?"

If a student-athlete can honestly answer "Yes" to the first question, and "No" to the second question, the benefit in many

cases would not be an extra benefit.

NAME, IMAGE AND LIKENESS (NIL)

Effective July 1, 2021, Ohio Executive Order 2021-10D permits student-athletes enrolled in colleges and universities within the state of Ohio to be compensated for the commercial use of their name, image, and likeness (NIL). We ask for your assistance in making sure our student-athletes comply with the following regulations:

- Student-athletes must file a NIL Disclosure form with the Athletics Compliance Office prior to engaging in any NIL activity.
- Student-athletes are prohibited from participating in any NIL activity in conjunction with official team activities or academic obligations.
- Student-athletes are prohibited from using the name, trademark, service marks, logos, symbols, or any other intellectual property that belongs to the University of Toledo, Mid-American Conference or NCAA, without the express written consent of these entities in NIL activities.
- Student-athletes may not use their NIL to advertise, promote, or recommend any of the following categories: controlled substances, marijuana, medical marijuana products (including retail dispensaries), alcoholic products, tobacco products, electronic smoking devices, vapor products, adult entertainment business/products, casinos or entities that sponsor/promote gambling activities, or any other company or contract that conflicts with an existing contract to which the University of Toledo is a party.
- Boosters may not offer NIL opportunities that are dependent on the prospect's enrollment at Toledo.

CONSEQUENCES OF NCAA VIOLATIONS

Booster participation in non-permissible activities may result in any of the following:

- A prospect may be declared ineligible to represent The University of Toledo.
- A student-athlete may be declared ineligible to compete for The University of Toledo.
- An entire athletic team may be declared ineligible to compete in MAC or NCAA competition.
- The institution may be placed on MAC/NCAA probation.
- MAC/NCAA championships may be vacated.
- Disassociation of booster from the institution and loss of season ticket privileges.

Please make a concerted effort to understand the rules. Should you have any questions regarding NCAA legislation, please contact:

Brian Lutz
Senior Associate Athletics Director for Compliance
(419) 530-8496
brian.lutz@utoledo.edu

Kenny Schank
Associate Athletics Director for Compliance
(419) 530-8493
kenneth.schank@utoledo.edu





Sports Medicine



Associate Athletic Director for Sports Medicine Brian Jones

The primary goal of the Rocket Sports Medicine Department is to provide the best quality care to each and every student-athlete. The staff is trained to provide quick, accurate evaluations and expertise with the aid of excellent facilities and resources.

Injured student-athletes return to participation only when they are able to function on the field of play. The ability to function on the court, field or in the pool comes after thorough treatment and rehabilitation. With the help of recent improvements in both the Savage and

Larimer Athletic Training rooms, the Sports Medicine staff utilizes a variety of equipment and resources to hand-tailor a plan of care for each unique injury and student-athlete. The equipment attempts to simulate the same type of stress that is encountered while participating in a sport. Athletic trainers work to create an environment which is safe and yet conducive to the return of student-athletes to competition.

The athletic training staff consists of thirteen full-time certified athletic trainers: Senior Associate Athletic Director for Health and Wellness Brian Jones; Assistant Athletic Director of Sports Medicine Brad Pierson; Assistant Athletic Director for Sports Medicine/Head Football Athletic Trainer Adam Barta; Director of Sports Medicine Operations Mackenzie Springer, Associate Athletic Trainer Emily Loew; Assistant Athletic Trainers/Assistant Football Athletic Trainers Aaron Wass, Zach Vigliotti and Giselle Guasso; Assistant Athletic Trainers Devin Cassity, Joshua McKinney, and Kiana Young, Jon Halsey, Sydnee Miller and AbdelYusf. The athletic training staff is also privileged to work with Athletic Trainer/Physical Therapist Angel Ceballos, who handles several of the long term rehabilitation plans for Rocket Student Athletes.

Dr. Roger Kruse, a physician with ProMedica Physician Group who has served as head team physician for UToledo athletic programs for 30 years, has a new title in the Athletics Department: director of medical services. Dr. Kruse reports to Dr. Michael Ellis, chief medical officer of The University of Toledo

Medical Center, and will continue to appoint physicians and athletic trainers from ProMedica and UToledo to work in the UToledo Athletics sports medicine program. Dr. Kruse has served on the NCAA Compleitive Safeguards Committee and served on the medical team at the 1994 Winter Olympics in Lillhammer, Norway, and the 1996 Summer Olympics in Atlanta. Dr. Kruse is aided by a team of three Sports Medicine Fellows and several other Primary Care Sports Medicine Physicians that help to cover the wide-range of student-athletes. The University of Toledo is also very fortunate to have Dr. Jake Miller and Dr. Anil Gupta as its orthopedic consultants.

As a result of the merger of the University of Toledo and the Medical College of Ohio in 2006, the University Medical Center has become very involved in providing health care services to all University of Toledo student-athletes. Experts from all areas of medicine are readily available to provide University quality health care to all of our student-athletes.




Strength and Conditioning

TOLEDO FOOTBALL STRENGTH AND CONDITIONING

At the University of Toledo, strength and conditioning is viewed as an important variable for our football players to increase their genetic potential and athletic performance. Under the supervision of Director of Football Strength and Conditioning Brad Bichey, the Rocket Strength program covers all components of physical, mental, and work toughness. The program will also work on key components such as strength, power, explosiveness, speed, agility, quickness, conditioning, balance, mobility and flexibility. The more abilities an athlete can develop will ultimately increase their athletic performance and self-confidence. Most importantly, strength training will help minimize injury, decrease rehabilitation time and give purpose to the entire program... that is the "TOLEDO TOUGH" culture!

TOLEDO FOOTBALL STRENGTH AND CONDITIONING PHILOSOPHY

The Toledo Strength and Conditioning program is based on a precise, periodic year round plan of training. The ultimate goal is to safely and effectively train hard in order to become the best football player possible. All training phases will be based on the progressive overload principle. Our program will challenge the student-athletes both physically and mentally, and allow them to grow not only as student-athletes, but as young men. The strength staff is dedicated to giving each student-athlete the best "hands-on" training possible, building team cohesiveness and mental toughness through a disciplined, intense and energetic approach. All student-athletes are educated on hydration, nutrition, and recovery to help enhance performance to their maximum capabilities.



Football strength coach Brad Bichey



The strength and conditioning room in the Larimer Athletic Complex has open views of campus.





Media Information

FOOTBALL PRESS BOX

The press box for football is located in the Gerber Media Center in the Glass Bowl Press Tower. Enter at the west side of the stadium (behind the press box) and take the north elevator (marked "MEDIA" in yellow lettering) to the third level.

MEDIA CREDENTIALS

Credentials for Rocket home games are issued to professional working media only and should be requested at least one week in advance of the game. Credentials should be arranged by contacting the Athletic Communications Office. Spouses, dates, non-workers and children under the age of 16 are not permitted in the working media area. Seating for scouts is based on availability. A pregame meal is served approximately 90 minutes prior to kickoff.

PARKING

On game day, media may park in any of the general parking lots on campus. There is no parking fee to park in these lots. On non-game days, please contact the UT Athletic Communications Office to register your vehicle.

VISITING RADIO

One analog telephone line and an ethernet port are provided for the official radio station of the visiting team by WSPD. Visiting stations who wish to have additional lines installed—at their expense—may do so by contacting the UT Athletic Communications Office.

SIDELINE PASSES

Still photographers and videographers are permitted to shoot from field level, provided they stay within the designated areas behind the yellow-dotted restraining line. A field pass and an official photo bib, available from the Athletic Communications Office, are required at all times. Bibs may be picked up in the Gerber Media Center and must be returned at the end of the game. Regular media credentials will only provide access to the field inside five minutes to play in regulation.

TELEVISION

Television cameras that are not part of a broadcast crew may shoot from the south camera well located on the roof of the press tower, or on the field in designated shooting areas.



POST-GAME INTERVIEWS

Coach Candle and requested players will be available to the media after home games in the Larimer Athletic Complex (second floor) at the north end of the stadium. Visiting coach and players will be available outside their locker room. Toledo's locker room is closed.

INTERVIEW POLICY

All media interviews with Toledo student-athletes not conducted at practice or after a game must be arranged through the UT Athletic Communications Office. First-year freshmen football players are not available for interviews until the semester after their first season. Requests for players will be considered on a case-by-case basis.

MEDIA ACCESS TO FOOTBALL PRACTICE

Media are invited to attend the first 20 minutes of practice on the first day of practice during the week leading up to the game (Tuesdays for Saturday games) by appointment only. Call associate athletic director for communications Paul Helgren.

FOOTBALL INTERVIEW SCHEDULE AND POLICIES

Head coach Jason Candle and players will be available at the Larimer Athletic Center on Monday afternoons throughout the season (1:00 for Coach Candle, 1:15 for players). Requests for players will be considered on a case-by-case basis. Requests must be received by Paul Helgren by noon on Sunday. *NOTE: Day for weekly media session may vary for week's with mid-week games.*

Coach Candle may also be available for interviews on a limited basis by appointment only. Call the Toledo Athletic Communications Office for interview requests.

Players may also be requested for phone interviews on Monday afternoon, or in-person or on the phone after Tuesday and Wednesday practices, by appointment only. These interviews are at the discretion of Coach Candle.


No media interviews will be allowed for times other than those listed above except by special arrangement. Arrangements for other interviews should be made through the UT Athletic Communications Office at least one day in advance.





Media Information

THE MAX E. GERBER MEDIA CENTER



**Max Gerber
1929-2017**

The Max E. Gerber Media Center ranks as one of the finest college football media facilities in the country. The Gerber Media Center, named for longtime Toledo sports information director Max Gerber, features modern accommodations for more than 80 writers and broadcasters. A three-tiered central area features seating for 55 reporters and staff,

along with a sizeable standing area. The center also has three radio booths, a large television production area and a control center for the PA and videoboard. Additional space for TV cameras can be found on the press tower roof. Monitors, which show the closed-circuit broadcasts of the game as well as replays, can be found throughout the center.

Gerber served as Toledo's sports information director from 1960-88. Gerber was tireless in his efforts to promote the Toledo football teams that went undefeated in three consecutive seasons from 1969-71. He also served during the glory years of the men's basketball program, which enjoyed a 23-2 season in 1966-67 and a Sweet 16 run in 1979 among its three trips to the NCAA Tournament during his tenure.

Gerber passed away at the age of 88 in June of 2017.

TOLEDO ATHLETIC COMMUNICATIONS OFFICE

The Athletic Communications Office handles external communications for the Athletic Department, including all media requests. We are located on the fourth floor of the Sullivan Athletic Complex in Savage Arena. Our mailing address is:

The University of Toledo
Athletic Communications Office - MS #302
2801 W. Bancroft Street
Toledo, OH 43606

ATHLETIC COMMUNICATIONS STAFF

Paul Helgren (Michigan '85)

Associate AD for Communications
26th year at UT
paul.helgren@utoledo.edu
@UTPaulHelgren
Office: (419) 530-4918
Cell: (419) 262-3861



Paul Helgren

Steve Easton (Bowling Green '91)

Associate Communications Director
25th year at Toledo
steven.easton@utoledo.edu
@UTSteveEaston
Office: (419) 530-4921
Cell: (419) 262-3953



Steve Easton

Chris Cullum (Miami (Ohio) '13)

Associate Communications Director
7th year at Toledo
christopher.cullum@utoledo.edu
Office: (419) 530-4913
Cell: (630) 220-4147



Chris Cullum

Rachel Rusnak (Ball State '19)

Assistant Communications Director
3rd year at Toledo
rachel.rusnak@utoledo.edu
Office: (419) 530-4920
Cell: (630) 965-1001



Rachel Rusnak





Media Information

UNIVERSITY OF TOLEDO ROCKET FOOTBALL NETWORK

Presented by the University of Toledo Medical Center

The 2023 football season marks the 15th season of the Rocket Sports Radio Network. The rights holder for Rocket sports, Rocket Sports Properties (a property of LEARFIELD), secured the University of Toledo Medical Center (UTMC) as the naming sponsor beginning in 2009. The partnership provides UTMC rights to the radio network for football, men's basketball, women's basketball and coaches shows.

In 2009, Rocket Sports Properties created a regional network that carries University of Toledo football and basketball games throughout northern Ohio. The network includes flagship station WSPD (AM 1370) in Toledo; WMTR (FM 96.1) in Archbold; WJMO (AM 1300) in Cleveland; and WBVI (FM 96.7) in Fostoria. WCWA (AM 1230) in Toledo also carries UT women's



basketball games.

The 2023 season will mark the 57th year that Rocket football games will be broadcast on WSPD. WSPD, which has a continuous 5,000-watt signal, has broadcast UT football and basketball games for all but one year since 1965. For every Rocket football game, WSPD will carry a 90-minute pregame show and a 30-minute post-game show.

Mark Beier returns to the booth for his 22nd season as play-by-play announcer for the Rockets. Beier previously called the action for the Rockets from 1995-2015. Entering his first full season as color commentator is former Indianapolis Colt offensive lineman Jack Mewhort. Mike Robinson is back for his seventh season as the sideline reporter.



Mark Beier



Jack Mewhort



Mike Robinson

ROCKET SPORTS RADIO NETWORK

Toledo	WSPD-AM*	1370
Toledo	WCWA-AM	1230
Archbold	WMTR-FM	96.1
Cleveland	WJMO-AM	1300
Fostoria	WBVI-FM	96.7
Van Wert	WERT-AM/FM	1220/104.3

* Flagship station

2023 TOLEDO ROCKET FOOTBALL NETWORK BROADCAST SCHEDULE

Day	Date	Opponent	Pregame (ET)	Kickoff (ET)
Sat.	Sept. 2	at Illinois	6:00 p.m.	7:30 p.m.
Sat.	Sept. 9	TEXAS SOUTHERN	2:00 p.m.	3:30 p.m.
Sat.	Sept. 16	SAN JOSE STATE	5:30 p.m.	7:00 p.m.
Sat.	Sept. 23	WESTERN MICHIGAN*	TBA	TBA
Sat.	Sept. 30	NORTHERN ILLINOIS*	2:00 p.m.	3:30 p.m.
Sat.	Oct. 7	at UMass	11:30 a.m.	1:00 p.m.
Sat.	Oct. 14	at Ball State*	TBA	TBA
Sat.	Oct. 21	at Miami*	TBA	TBA
Tue.	Oct. 31	BUFFALO*	TBA	7:00/7:30 p.m.
Wed.	Nov. 8	EASTERN MICHIGAN*	TBA	7:00/7:30 p.m.
Tue.	Nov. 14	at Bowling Green*	5:30 p.m.	7:00 p.m.
Fri.	Nov. 24	at Central Michigan*	10:30 a.m.	Noon

HOME GAMES IN BOLD CAPS

* Mid-American Conference Game

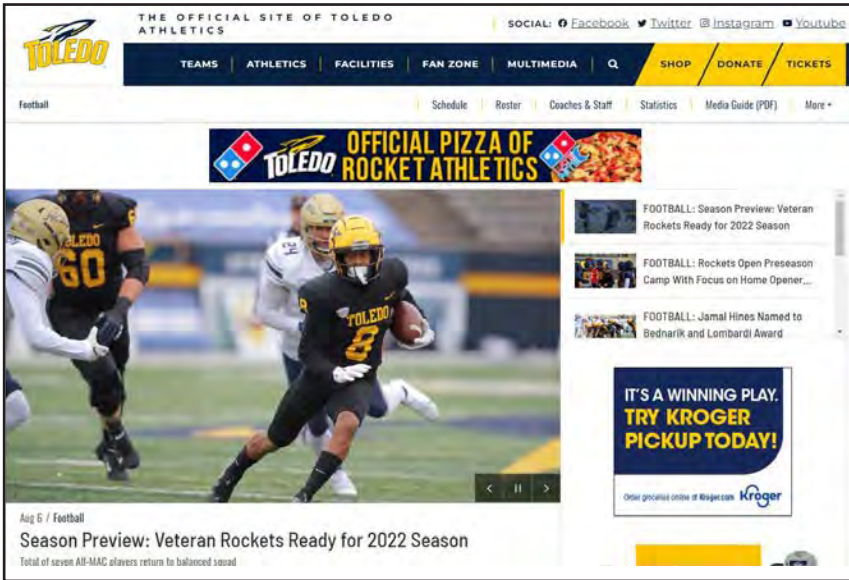




Toledo Rockets Website

UTROCKETS.COM

Official Website of the Toledo Rockets



For the most complete information on the University of Toledo football team, log on to the official website, UTRockets.com.

The Rockets' website, which is part of the Sidarm network of college athletics web-sites, has everything a Rockets' fan could want: rosters, schedules, statistics, photos, interviews and feature stories, as well as "RocketVision," which provides video and audio streaming content, allowing Rocket fans to listen to Toledo athletic events live from anywhere in the world.

FOLLOW ROCKET FOOTBALL ON SOCIAL MEDIA



UTRockets



UToledoRockets



Instagram
UTRockets
ToledoFootball



@ToledoRockets
@ToledoFB
@UTPaulHelgren
@CoachCandle

PRIMARY TOLEDO MEDIA OUTLETS

PRINT

THE TOLEDO BLADE

Scott McNeish
Exec. Sports Editor
541 Superior
Toledo, OH 43604
419-724-6115
smcneish@theblade.com
sports@theblade.com
Kyle Rowland, Beat Writer
krowland@theblade.com
David Briggs, Columnist
dbriggs@theblade.com

TELEVISION

**WTOL-TV (CBS)/
WUPW-TV (FOX)**

Tyler Seggerman, Sports Director
419-248-1197
tseggerman@wtol.com

BCSN/WTVG (ABC)

Justin Feldkamp, BCSN Sports Director
419-270-7192
jfeldkamp@bcsn.tv

RADIO

ROCKET SPORTS RADIO NETWORK

Mark Beier
Play-by-play
mark.beier@aol.com

WXUT RADIO

UT Student Radio
University of Toledo
Toledo, OH 43606-3390
419-530-4172



University of Toledo

2023 Football Schedule

Day	Date	Opponent	Site	Time
Sat.	Sept. 2	at Illinois (Big Ten Network)	Champaign, Ill.	7:30 p.m.
Sat.	Sept. 9	TEXAS SOUTHERN (ESPN+)	GLASS BOWL	3:30 p.m.
Sat.	Sept. 16	SAN JOSE STATE (ESPN+)	GLASS BOWL	7:00 p.m.
Sat.	Sept. 23	WESTERN MICHIGAN*	GLASS BOWL	TBA
Sat.	Sept. 30	NORTHERN ILLINOIS* (HC)	GLASS BOWL	3:30 p.m.
Sat.	Oct. 7	at UMass	Amherst, Mass.	1:00 p.m.
Sat.	Oct. 14	at Ball State*	Muncie, Ind.	TBA
Sat.	Oct. 21	at Miami*	Oxford, Ohio	TBA
Tue.	Oct. 31	BUFFALO*(ESPN2/U)	GLASS BOWL	7:00/7:30 p.m.
Wed.	Nov. 8	EASTERN MICHIGAN* (ESPN2/U/CBSSN)	GLASS BOWL	7:00/7:30 p.m.
Tue.	Nov. 14	at Bowling Green* (ESPN2/U/CBSSN)	Bowling Green, Ohio	7:00 p.m.
Fri.	Nov. 24	at Central Michigan*(ESPNU/CBSSN)	Mt. Pleasant, Mich.	Noon
Sat.	Dec. 2	MAC Championship Game (ESPN)	Detroit, Mich.	Noon

HOME GAMES IN BOLD CAPS

HC- Homecoming Game

* Mid-American Conference Game

Schedule is subject to change.

