

FIRST UNITED BANK CENTER

WHERE BUFFALOES ROAM



QUICK FACTS

2

MEET THE BUFFS

8

COACHING STAFF

16

2019-20 REVIEW

24

HISTORY

60

RECORD BOOK

68

2020-21 WEST TEXAS A&M MEN'S BASKETBALL SCHEDULE

Dec. 11	ST. EDWARD'S*	6 p.m.	Feb. 11	MIDWESTERN STATE*	7:30 p.m.	HOME GAMES IN CAPS: *LSC Conference game; All times Central
Dec. 12	ST. EDWARD'S*	4 p.m.	Feb. 13	at Midwestern State*	5:30 p.m.	
Dec. 18	at UAFS*	7:30 p.m.	Feb. 19	at Cameron*	TBA	2020 NCAA Championship Dates and Sites March 7 - Selection Sunday March 13 - Regional Quarterfinals (Top Seed Host) March 14 - Regional Semifinals (Top Seed Host) March 16 - Regional Championship (Top Seed Host) March 24 - National Quarterfinal (Evansville, Ind.) March 25 - National Semifinals (Evansville, Ind.) March 27 - National Championship (Evansville, Ind.)
Dec. 19	at UAFS*	5:30 p.m.	Feb. 20	at Cameron*	TBA	
Jan. 3	WESTERN NEW MEXICO	6 p.m.	Feb. 25	at Lubbock Christian*	7:30 p.m.	
Jan. 4	WESTERN NEW MEXICO	4 p.m.	Feb. 27	LUBBOCK CHRISTIAN*	4 p.m.	
Jan. 8	DBU*	6 p.m.	Mar. 2	LSC Quarterfinals	TBA	
Jan. 9	DBU*	4 p.m.	Mar. 5	LSC Semifinals	TBA	
Jan. 14	at UT Permian Basin*	7:30 p.m.	Mar. 6	LSC Championship	TBA	
Jan. 16	UT PERMIAN BASIN*	4 p.m.				
Jan. 22	TEXAS A&M-KINGSVILLE*	6 p.m.				
Jan. 23	TEXAS A&M-KINGSVILLE*	4 p.m.				
Jan. 29	at Texas A&M International*	TBA				
Jan. 30	at Texas A&M International*	TBA				
Feb. 4	ANGELO STATE*	7:30 p.m.				
Feb. 6	at Angelo State*	5:30 p.m.				

INTRODUCTION

Quick Facts	2
2020-21 Outlook.....	3
2021-21 Roster.....	4

MEET THE BUFFS

John Brown.....	8
Qua Grant.....	8
JT Warren	9
Jon'il Fugett	9
Kavon Booker.....	10
Joel Murray	10
Zach Toussaint	11
Hayden Blankley	11
Cameron Bell.....	12
Torian Harris.....	13
Parker Nielsen.....	13
Ugo Obineke	13
Calvin Fugett.....	14

COACHES/STAFF

Head Coach Tom Brown.....	16
Associate Head Coach Chris Gove	20
Associate Head Coach Quincy Henderson.....	21
Athletic Department.....	22

2019-20 REVIEW

Season Results/Stats/Superlatives	24
2019-20 Box Scores	28

OPPONENTS

Opponents	40
Non-conference Series History	42
Conference Series History.....	54

HISTORY

All-Time Letter winners	60
Conference Honors	62
Poll History	63
Conference Postseason Championships.....	64
Postseason History	65

RECORD BOOK

Individual Scoring.....	68
Field Goals	69
3-Point Field Goals.....	70
Free Throws.....	71
Rebounds.....	72
Assists/Steals.....	73
Victory Margin	74
Win Streaks/Attendance.....	75
WT vs. Ranked Opponents	76
Year-by-Year Results	77
Hall of Champions.....	88
Media Information	89

CREDITS

The 2020-21 West Texas A&M men's basketball media guide was produced by the West Texas A&M Communications office.

Editors:

Brent Seals, Jordyn Ballard

Cover Design:

Tyson Jex

Contributors:

Bob Stewart

Photography:

Trevor Fleeman, Bailee Barber, Rik Andersen, Jesse Rice

QUICK FACTS



UNIVERSITY INFORMATION

Location Canyon, Texas
 School Founded 1910
 Enrollment 10,029
 Nickname Buffaloes
 Colors Maroon, White
 Conference Lone Star Conference
 President Dr. Walter Wendler
 Director of Athletics Michael McBroom
 Ticket Office Phone 806-651-1400

FIRST UNITED BANK CENTER INFORMATION

Arena Name First United Bank Center
 Year Opened 2002
 Capacity 4,500
 Record (undefeated seasons) 223-53 (3)
 Record Under Tom Brown (undefeated seasons) 90-8 (3)

HISTORY

Seasons of Basketball 99th in 2020-21
 First Season 1920-21
 All-Time Record 1,614-975
 Conference/Division Regular Season Titles (last) 9 (2019-20)
 Conference Postseason Tournament (last) 21 (2019-20)
 NCAA Tournament Appearances (last) 16 (2019-20)
 NCAA Elite Eight Appearances (last) 3 (2018-19)
 NIT Appearances (last) 3 (1979-80)

COACHING STAFF

Tom Brown	Head Coach
Alma Mater	Winona State, 1993
Record at WT	162-40 (Seventh Season)
Overall Record	Same

Assistant Coaches and Staff

Chris Gove	Associate Head Coach	Seventh Season
Quincy Henderson	Associate Head Coach	Seventh Season
Ty Bryant	Student Assistant	
Derrick Gahimbare	Manager	

2019-20 REVIEW

Overall Record	32-1
Conference Record (finish)	21-1 (1st)
Home Record	16-0
Road Record	11-1
Neutral Site Record	5-0
LSC Championship	No. 1 Seed / Final vs. No. 9 St. Edward's, 81-65
NCAA Tournament	No. 1 Seed / Canceled

COMMUNICATIONS

Director of MBB Communications Tyson Jex
 Office Phone 806-651-4430
 Cell Phone 801-648-4922
 Email tjex@wtamu.edu

Director of Digital Media Brent Seals
 Office Phone 806-651-4442
 Cell Phone 806-674-7050
 Email bseals@wtamu.edu

Graduate Assistant Jordyn Ballard
 Cell Phone 303-746-4681
 Email jballard@wtamu.edu
 Website GoBuffsGo.com

RETURNING LETTERMEN

TOTAL (8)

POS.	NAME	YR.	EXP.
G	Hayden Blankley	So.	1L
G	Kavon Booker	So.	1L
G	John Brown	Sr.	1L
G	Jon'il Fugett	Jr.	1L
G	Qua Grant	Jr.	2L
G	Joel Murray	Jr.	2L
G	Zach Toussaint	So.	1L
G	JT Warren	So.	1L

NON-RETURNING LETTERMEN

TOTAL (6)

POS.	NAME	YR.	EXP.
G	Ty Bryant	So.	1L
G	Jordan Collins	Sr.	4L
G	Derrick Geddis	So.	2L
G	Jake Gerber	Fr.	1L
G	Marshal Johnson	Jr.	2L
G	Eric Mosley	Sr.	4L

RETURNING NUMBERS

CATEGORY	19-20	RETURN	LOST	%BACK
Minutes	6624	4477	2147	67.6
Points	3007	2287	720	76.1
Field Goals	1053	791	262	75.1
3-Pointers	380	267	113	70.3
Free Throws	521	438	83	84.1
Rebounds	1260	861	399	68.3
Assists	522	423	99	81.3
Blocked Shots	83	43	40	51.8
Steals	303	226	77	74.6

RETURNING LEADERS

Points	Qua Grant	682 (20.7)
Field Goals	Qua Grant	237
Field Goal Pct.	John Brown	60.4%
3-Pointers	Joel Murray	66
3-Points Pct.	Zach Toussaint	44.0%
Free Throws	Joel Murray	156
Free Throws Pct.	Zach Toussaint	84.6%
Rebounds	Qua Grant	249 (7.5)
Assists	Joel Murray	148 (4.5)
Blocked Shots	John Brown	14 (0.5)
Steals	Qua Grant	80 (2.4)

2019-20 HONOREES

RETURNING QUA GRANT

Bevo Francis Top 100 Watch List
 Bevo Francis Top 50 Watch List
 Bevo Francis Top 25 Watch List
 D2CCA First Team All-American
 NABC All-American
 First Team NABC All-District
 D2CCA First Team All-American
 D2CCA South Central Player of the Year
 D2CCA First Team All-Region
 LSC Player of the Year
 First Team All-LSC
 LSC All-Defensive Team
 LSC All-Tournament Team
 LSC Defensive Player of the Week (4x)

LOST

JORDAN COLLINS

Program all-time wins leader
 3-time LSC Champion

DERRICK GEDDIS

Third Team All-LSC

ERIC MOSLEY

2-time LSC Champion

JOEL MURRAY

Bevo Francis Top 100 Watch List
 Bevo Francis Top 50 Watch List
 Bevo Francis Top 25 Watch List
 NABC All-American
 First Team NABC All-District
 D2CCA First Team All-Region
 First Team All-LSC
 LSC All-Defensive Team
 LSC Tournament MVP
 LSC Offensive Player of the week (1x)

JON'IL FUGETT

LSC Honorable Mention

ZACH TOUSSAINT

LSC All-Freshman Team

NEWCOMERS

TOTAL (4)

POS.	NAME	YR.	EXP.
G	Calvin Fugett Jr.	Sr.	TR
G	Torian Harris	Fr.	HS
G	Ogu Obineke	Jr.	TR
G	Parker Nielsen	Fr.	HS

2019-20 NCAA & LSC STATS

STAT (WT)	NCAA	LSC
W-L Percentage (32-1, 97.0)	1st	1st
Scoring (91.1)	9th	1st
Scoring Defense (71.3)	77th	8th
Scoring Margin (+19.8)	4th	1st
Rebounding (38.2)	58th	2nd
Rebounding Def. (26.6)	84th	2nd
Rebounding Margin (+1.2)	129th	7th
Assists (15.8)	43rd	3rd
Assist-Turnover ratio (1.3)	45th	3rd
Turnover Margin (+7.4)	2nd	1st
Steals (9.2)	12th	3rd
Blocks (2.5)	188th	15th
Field Goal % (47.0)	73rd	5th
Field Goal % Def. (43.3)	71st	3rd
3PT Field Goal % (37.2)	74th	4th
3PT Field Goal % Def. (27.6)	2nd	1st
Free Throw % (70.8)	181st	9th



2020-21 ROSTER

NUMERICAL ROSTER

NO.	NAME	HT.	POS.	YR-EXP.	HOMETOWN/PREVIOUS SCHOOL
0	John Brown	6-11	G	Sr.-1L	Magnolia, Texas/Texas A&M
2	Qua Grant	6-1	G	Jr.-2L	Waxahachie, Texas/Waxahachie HS
3	JT Warren	6-3	G	So.-1L	Waxahachie, Texas/Waxahachie HS
4	Jon'il Fugett	6-0	G	Jr.-1L	Denver, Colo./Butler CC
5	Torian Harris	6-6	G	Fr.-HS	Rowlett, Texas/Rowlett HS
10	Parker Nielsen	6-3	G	Fr.-HS	Prescott, Wisc./Prescott HS
11	Kavon Booker	6-6	G	So.-1L	Schertz, Texas/Clemens HS
13	Joel Murray	6-0	G	Jr.-2L	Rowlett, Texas/Rowlett HS
14	Zach Toussaint	5-10	G	So.-1L	Johnsburg, Ill./Johnsburg HS
15	Ugo Obineke	6-6	G	Jr.-TR	Rowlett, Texas/Kennesaw State
20	Calvin Fugett Jr.	6-2	G	Sr.-TR	Denver, Colo./Texas A&M International
23	Hayden Blankley	6-6	G	So.-1L	Sydney Australia/Patrician Brothers' College
24	Cameron Bell	5-10	G	R-Fr.-RS	Edmond, Okla./Millwood HS

ALPHABETICAL ROSTER

NO.	NAME	HT.	POS.	YR-EXP.	HOMETOWN/PREVIOUS SCHOOL
24	Cameron Bell	5-10	G	R-Fr.-RS	Edmond, Okla./Millwood HS
23	Hayden Blankley	6-6	G	So.-1L	Sydney Australia/Patrician Brothers' College
11	Kavon Booker	6-6	G	So.-1L	Schertz, Texas/Clemens HS
0	John Brown	6-11	G	Sr.-1L	Magnolia, Texas/Texas A&M
20	Calvin Fugett Jr.	6-2	G	Sr.-TR	Denver, Colo./Texas A&M International
4	Jon'il Fugett	6-0	G	Jr.-2L	Denver, Colo./Butler CC
2	Qua Grant	6-1	G	Jr.-2L	Waxahachie, Texas/Waxahachie HS
5	Torian Harris	6-6	G	Fr.-HS	Rowlett, Texas/Rowlett HS
13	Joel Murray	6-0	G	Jr.-2L	Rowlett, Texas/Rowlett HS
10	Parker Nielsen	6-3	G	Fr.-HS	Prescott, Wisc./Prescott HS
15	Ugo Obineke	6-6	G	Jr.-TR	Rowlett, Texas/Kennesaw State
14	Zach Toussaint	5-10	G	So.-1L	Johnsburg, Ill./Johnsburg HS
3	JT Warren	6-3	G	So.-1L	Waxahachie, Texas/Waxahachie HS

STAFF

NAME	POSITION	YEARS AT WT	ALMA MATER (YEAR)
Tom Brown	Head Coach	7th	Winona State (1993)
Chris Gove	Associate Head Coach	7th	Winona State (2004)
Quincy Henderson	Associate Head Coach	7th	Winona State (2007)
Ty Bryant	Student Assistant	2nd	---
Derrick Gahimbare	Manager	3rd	---

PRONUNCIATION GUIDE

Qua Grant	KA-way
Calvin Fugett Jr.	few-GET
Jon'il Fugett	John-ale few-GET
Kavon Booker	kuh-VON
Joel Murray	Jo-Jo
Ugo Obineke	YOU-go oh-bee-nay-KAH
Zach Toussaint	too-SONT



#0 John Brown
6-11 | Guard | Senior
Magnolia, Texas



#2 Qua Grant
6-1 | Guard | Junior
Waxahachie, Texas



#3 JT Warren
6-3 | Guard | Sophomore
Waxahachie, Texas



#4 Jon'il Fugett
6-0 | Guard | Junior
Denver, Colo.



#5 Torian Harris
6-6 | Guard | Freshman
Rowlett, Texas



#10 Parker Nielsen
6-3 | Guard | Freshman
Prescott, Wisc.



#11 Kavon Booker
6-6 | Guard | Sophomore
Schertz, Texas



#13 Joel Murray
6-0 | Guard | Junior
Rowlett, Texas



#14 Zach Toussaint
5-10 | Guard | Sophomore
Johnsburg, Ill.



#15 Ugo Obineke
6-6 | Guard | Junior
Rowlett, Texas



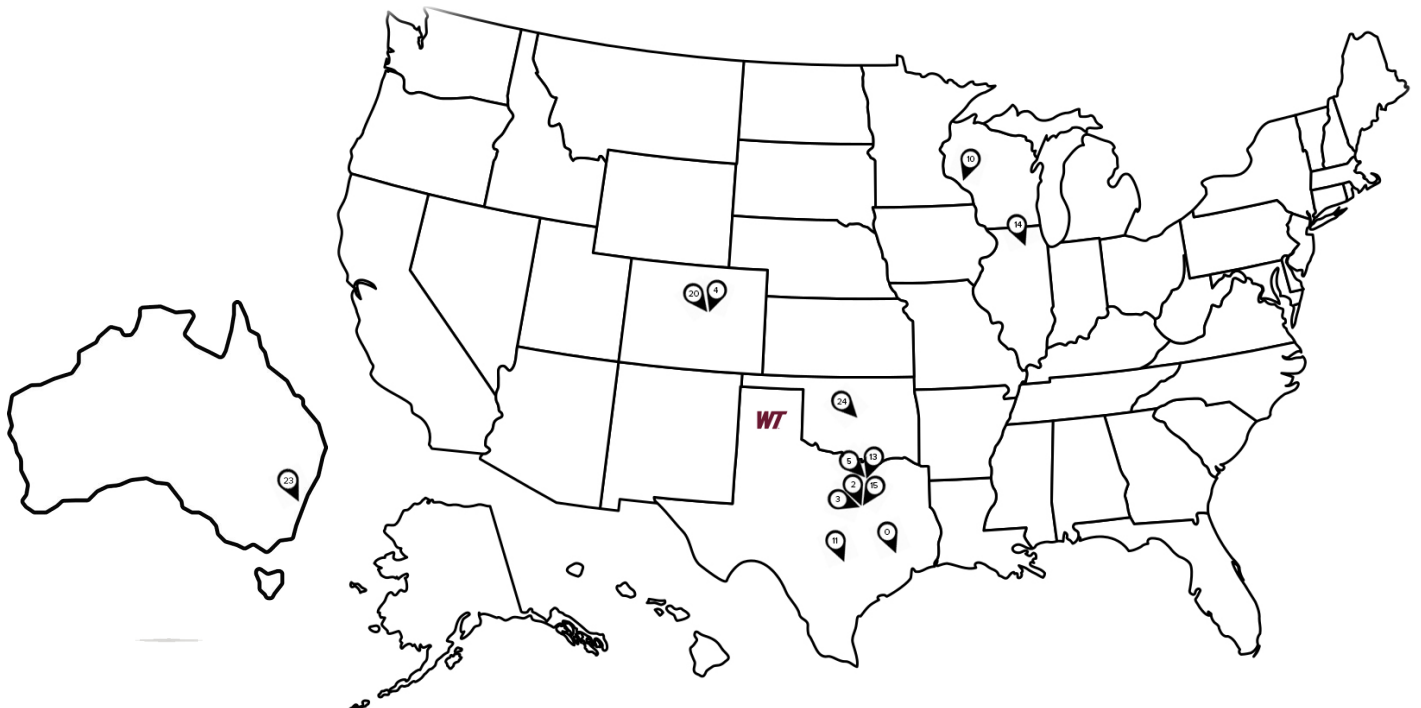
#20 Calvin Fugett Jr.
6-2 | Guard | Senior
Denver, Colo.



#23 Hayden Blankley
6-6 | Guard | Sophomore
Sydney, Australia



#24 Cameron Bell
5-10 | Guard | R-Freshman
Edmond, Okla.





3

WT



MEET THE BUFFS



JOHN BROWN

SENIOR GUARD 6-10 MAGNOLIA, TEXAS TEXAS A&M

2019-20

Appeared in 30 games during his first season in Canyon averaging 5.0 points and 4.2 rebounds per game while shooting a team-best 60.4 percent from the floor, 25.0 percent from 3-point range and 55.3 percent from the free throw line. Scored in double figures four times including a season-high 15 against Western New Mexico on Jan. 30 in 14 minutes of action. Also recorded seven or more rebounds in seven games including a season-high nine against Adams State on Nov. 8. Recorded a season-high three blocks in the regular season finale against Cameron on Feb. 29.

TEXAS A&M

Appeared in five games under head coach Billy Kennedy including a season-high seven minutes against Missouri on Feb. 9.

HIGH SCHOOL

Three-year letterwinner for head coach Danny Randall where he helped his team to multiple playoff experiences. He earned all-district and all-county honors as a senior averaging 13.9 points, 7.4 rebounds and 1.9 blocks per game.

PERSONAL

Born on Sept. 23, 1997. Son of Jennifer and Dennis Kosub. Has two siblings. Majoring in finance.

CAREER HONORS

CAREER YEAR-BY-YEAR STATISTICS

Year	GP-GS	MP-Avg.	FG-A	Pct.	3G-A	Pct.	FT-A	Pct.	Off-Def-Tot	Avg.	PF-D	A	TO	B	S	TP	Avg.
2019-20	30-0	376-12.5	61-101	.604	1-4	.250	26-47	.553	39-87-126	4.2	69-2	8	12	14	2	149	5.0
CAREER	30-0	376-12.5	61-101	.604	1-4	.250	26-47	.553	39-87-126	4.2	69-2	8	12	14	2	149	5.0



QUANA GRANT

JUNIOR GUARD 6-1 WAXAHACHIE, TEXAS WAXAHACHIE HS

2019-20

Grant had arguably one of the greatest seasons in program history as the sophomore was named the conference and regional player of the year while earning multiple All-American honors after averaging 20.7 points and 7.5 rebounds per game. He shot 47.1 percent from the floor, 33.5 percent from 3-point range and 71.6 percent from the free throw line while scoring in double figures in 31 games including 18 games with 20-plus including a pair of 32-point games against Angelo State. Recorded double digit rebounds in nine games resulting in a team-high seven double-doubles including a 32-point, 11 rebound performance against the Rams on Jan. 16. Also recorded a career-high 15 rebounds against the Rams in San Angelo on Feb. 8. Dished out five or more assists in eight games including a season-high seven against UT Permian basin on Jan. 9. Made a career-high 11 free throws against No. 12 St. Edward's on Dec. 12. Was also named the LSC Defensive Player of the Week four times.

2018-19

Was named the Lone Star Conference Freshman of the Year after leading the Buffs to second consecutive Elite Eight appearances for the second consecutive season. He had one of the best freshman performances in program history averaging 14.9 points per game going 203-of-398 from the floor, 55-of-150 from three-point range and 107-of-155 from the free throw line after starting in all 38 games. He also pulled down 191 rebounds to go along with 75 assists, 51 steals and two blocks. Was named the LSC Offensive Player of the Week a league-high three times. Scored in double figures in 28 game including a freshman record 10 games with at least 20 points including a career-high 29 points against Eastern New Mexico on ESPN 3. Recorded a pair of double-doubles, both coming in LSC play, with a 16-point, 13 rebound performance against Western New Mexico followed up with 23-points, 10 rebounds at Texas A&M-Commerce. Dished out a season-high eight assists in her first career LSC game against Cameron.

HIGH SCHOOL

As a senior, he shot 59% from the floor to average 15.3 points per game while averaging 6.0 rebounds, 6.0 assists and 4.0 steals per game. He earned First Team All-District honors and was named the 2016-17 Newcomer of the Year in District 10-5A.

CAREER HONORS

- Bevo Francis Top 25 Watch List (2019-20)
- D2CCA 1st Team All-American (2019-20)
- NABC All-American (2019-20)
- D2CCA South Central Player of the Year (2019-20)
- Lone Star Conference Player of the Year (2019-20)
- 2x 1st Team All-Lone Star Conference
- LSC Freshman of the Year (2018-19)
- 3x LSC Offensive Player of the Week
- 4x LSC Defensive Player of the Week

CAREER YEAR-BY-YEAR STATISTICS

Year	GP-GS	MP-Avg.	FG-A	Pct.	3G-A	Pct.	FT-A	Pct.	Off-Def-Tot	Avg.	PF-D	A	TO	B	S	TP	Avg.
2018-19	38-38	1073-28.2	203-398	.510	55-150	.367	107-155	.690	56-135-191	5.0	86-0	75	70	2	51	568	14.9
2019-20	33-33	1031-31.2	237-503	.471	59-176	.335	149-208	.716	47-202-249	7.5	57-0	107	97	2	80	682	20.7
CAREER	71-71	2104-29.6	440-901	.488	114-326	.350	256-363	.705	103-327-440	6.2	143-0	182	167	4	131	1250	17.6



JT WARREN

SOPHOMORE GUARD 6-3 WAXAHACHIE, TEXAS WAXAHACHIE HS

2019-20

Appeared in 32 games averaging 8.1 minutes per game as a true freshman in 2019-20. He averaged 3.1 points per game shooting 38.6 from the floor, 33.3 percent from 3-point range and 80.0 percent from the charity stripe. Scored in double figures twice including a season-high 13-point performance against DBU going 3-of-3 from beyond the arc. Made his first collegiate 3-pointer against Western Colorado on Nov. 9 in a game where he finished 3-of-5 from downtown.

HIGH SCHOOL

Earned First Team All-District and Offensive Player of the Year honors as a senior. As a junior, he earned all-district honors while playing on a team that ranked in the Top 20 in the nation while playing with Qua Grant. Also lettered in football.

PERSONAL

Son of Sharmaine and Darryle Kevianne. Has four siblings. Majoring in physical therapy.

CAREER HONORS

CAREER YEAR-BY-YEAR STATISTICS

Year	GP-GS	MP-Avg.	FG-A	Pct.	3G-A	Pct.	FT-A	Pct.	Off-Def-Tot	Avg.	PF-D	A	TO	B	S	TP	Avg.
2018-19	32-0	259-8.1	32-83	.386	23-69	.333	12-15	.800	10-17-27	0.8	35-0	10	14	3	7	99	3.1
CAREER	32-0	259-8.1	32-83	.386	23-69	.333	12-15	.800	10-17-27	0.8	35-0	10	14	3	7	99	3.1



JON'IL FUGETT

JUNIOR GUARD 6-0 DENVER, COLO. BUTLER CC

2019-20

Made an immediate impact for the Buffs starting in all 33 games where he averaged 25.9 minutes per contest. Earned All-LSC honors after averaging 10.0 points, 3.4 rebounds and 3.0 assist per game while shooting 44.2 percent from the floor, 36.8 percent from 3-point range and 71.4 percent from the free throw line. He also recorded 42 steals and four blocks. He scored in double figures in 18 games including two games over 20 points. Scored a season-high 21 points against Angelo State on Feb. 8 and Texas A&M-Commerce on Feb. 22. Also dished out five or more assists in seven games including a season-high eight against Western New Mexico. Also pulled down a career-high nine rebounds against ASU on Feb. 8.

BUTLER COMMUNITY COLLEGE

Played one season under head coach Brian Miller appearing in 29 games where he averaged 7.6 points per game shooting 40.1 percent from the floor.

HIGH SCHOOL

Earned Co-City Player of the Year honors as a senior after leading the Patriots to the state title game and a 27-5 record. Was a Gatorade Player of the Year nominee after scoring over 1,200 points. During his junior season, the Patriots earned state runner-up honors while ranking 14th in the nation in points per game.

PERSONAL

Born on November 28, 1999. Son of MiDian Holmes. Has two brothers. Majoring in sports and exercise science.

CAREER HONORS

All-Lone Star Conference Honorable Mention (2019-20)

CAREER YEAR-BY-YEAR STATISTICS

Year	GP-GS	MP-Avg.	FG-A	Pct.	3G-A	Pct.	FT-A	Pct.	Off-Def-Tot	Avg.	PF-D	A	TO	B	S	TP	Avg.
2019-20	33-33	855-25.9	114-258	.442	43-117	.368	60-84	.714	47-65-112	3.4	83-1	100	54	4	42	331	10.0
CAREER	33-33	855-25.9	114-258	.442	43-117	.368	60-84	.714	47-65-112	3.4	83-1	100	54	4	42	331	10.0



KAVON BOOKER

SOPHOMORE GUARD 6-6 SCHERTZ, TEXAS CLEMENS HS

2019-20

Appeared in 23 games as a true freshman averaging 4.6 minutes, 1.6 points and 1.2 rebounds per game. Also recorded eight blocks, six steals and four assists. Scored a season-high 11 points in 14 minutes against Western Colorado on Nov. 9. Also made his first career 3-pointer against the Mountaineers. Recorded two blocks in four different games. Played a season-high 15 minutes against Oklahoma City on Dec. 6.

HIGH SCHOOL

Earned First Team All-District honors as a senior after averaging 14 points, 10 rebounds, two assists and two blocks. Was also named the Newcomer of the Year.

PERSONAL

Born on June 22, 2001. Son of Sharon May and Chandler Baker. Has four siblings. Majoring in sports and exercise science.

CAREER HONORS

CAREER YEAR-BY-YEAR STATISTICS

Year	GP-GS	MP-Avg.	FG-A	Pct.	3G-A	Pct.	FT-A	Pct.	Off-Def-Tot	Avg.	PF-D	A	TO	B	S	TP	Avg.
2019-20	23-0	105-4.6	17-33	.515	1-3	.333	2-14	.143	12-16-28	1.2	19-0	4	10	8	6	37	1.6
CAREER	23-0	105-4.6	17-33	.515	1-3	.333	2-14	.143	12-16-28	1.2	19-0	4	10	8	6	37	1.6



JOEL MURRAY

JUNIOR GUARD 6-0 ROWLETT, TEXAS ROWLETT HS

2019-20

Earned All-American honors for the first time in his career after starting in all 33 games for the Buffs where he scored a career-best 19.9 points per game while shooting 47.8 percent from the floor, 37.5 percent from 3-point range and 79.6 percent from the free throw line. He also led the team in assists at 4.5 per game while pulling down a total of 141 rebounds and recording 66 steals. He scored in double figures in 31 games including 18 games with 20-plus including a career-best 32 points against UT Permian Basin on Feb. 1 and Texas A&M-Commerce on March 6. He recorded 15 games with five or more assists including a pair of nine assist games. Also recorded a career-high nine rebounds against UT Tyler. Was named the LSC Tournament Most Valuable Player after leading the Buffs to their third straight LSC Championship with a come-from-behind win over No. 9 St. Edward's.

2018-19

Murray was one of the top defenders in the Lone Star Conference as he appeared in 38 games with 34 starts averaging 28.3 minutes per contest. He finished the season averaging 11.7 point per contest going 151-of-323 from the floor, 39-of-121 from three-point range and 103-of-142 from the free throw line. He also pulled down 123 rebounds while dishing out a team-high 139 assists and eight blocks. His 67 steals were the most by a freshman in program history and second-most in a single season in program history. Finished the season scoring in double figures in 24 games including a career-high 26 against Texas A&M-Kingsville where he went a season-best 10-of-16 from the floor. Dished out a season-best nine assists three times while recording five steals against Tarleton and Angelo State.

HIGH SCHOOL

Murray comes to WT after an impressive prep career at Rowlett High School. As a senior, he averaged 13.9 points per game leading RHS to its third straight playoff appearance. During his three-year varsity career, he played in 88 games while averaging 10.5 points per game while dishing out 1.2 assists per game. He also earned All-District honors three times including a pair of First Team selections as a junior and senior.

CAREER HONORS

- Bevo Francis Top 25 Watch List (2019-20)
- NABC All-American (2019-20)
- NABC & D2CCA 1st Team All-Region (2019-20)
- 1st Team All-Lone Star Conference (2019-20)
- LSC Tournament Most Valuable Player (2020)
- 2x LSC All-Defensive Team
- 1x LSC Offensive Player of the Week
- 1x LSC Defensive Player of the Week

CAREER YEAR-BY-YEAR STATISTICS

Year	GP-GS	MP-Avg.	FG-A	Pct.	3G-A	Pct.	FT-A	Pct.	Off-Def-Tot	Avg.	PF-D	A	TO	B	S	TP	Avg.
2018-19	38-34	1075-28.3	151-323	.467	39-121	.322	103-142	.725	34-89-123	3.2	85-1	139	76	9	67	444	11.7
2019-20	33-33	1032-31.3	217-454	.478	66-176	.375	156-196	.796	19-122-141	4.3	57-0	148	77	4	66	656	19.9
CAREER	71-67	2107-29.7	368-777	.474	105-297	.354	259-338	.766	53-211-264	3.7	142-1	287	153	12	133	1100	15.5



ZACH TOUSSAINT

SOPHOMORE GUARD 5-10 JOHNSBURG, ILL. JOHNSBURG HS

2019-20

Named to LSC All-Freshman Team after appearing in 31 games where he averaged 7.7 points, 1.5 rebounds and 1.0 assists per game. Finished his freshman campaign shooting 45.1 percent from the floor, 44.0 percent from 3-point range and 84.6 percent from the free throw line. He scored in double figures in 11 games including a career-high 16 points against Oklahoma City on Dec. 6. He made multiple 3-pointers in 19 games including a pair of five 3-pointer performance against Cameron and Texas A&M-Commerce. Made a 3-pointer in 19 straight games, the second-longest streak for a freshman in program history. Recorded a season-high seven assists and six rebounds against Western Colorado on Nov. 9. Also recorded 15 steals and 25 turnovers.

HIGH SCHOOL

Finished his high school career as the all-time leading scorer for McHenry County with 2,249 points. He was named the Northwest Herald Player of the Year along with IBCA and AP Second Team All-State honors as a senior averaging 23.9 points, 4.6 rebounds, 3.6 assists per game including a career-high 51-point performance. He averaged 22.8 points per game as a junior where he earned AP Honorable Mention All-State accolades along with being named the Northwest Herald Player of the Year. Also lettered in baseball.

PERSONAL

Born on June 17, 2000. Son of Jessica and Eric Toussaint. Has two siblings. Majoring in sports and exercise science.

CAREER HONORS

Lone Star Conference All-Freshman Team (2019-20)

CAREER YEAR-BY-YEAR STATISTICS

Year	GP-GS	MP-Avg.	FG-A	Pct.	3G-A	Pct.	FT-A	Pct.	Off-Def-Tot	Avg.	PF-D	A	TO	B	S	TP	Avg.
2019-20	31-0	553-17.8	78-173	.451	62-141	.440	22-26	.846	11-37-48	1.5	34-0	31	25	0	15	240	7.7
CAREER	31-0	553-17.8	78-173	.451	62-141	.440	22-26	.846	11-37-48	1.5	34-0	31	25	0	15	240	7.7



HAYDEN BLANKLEY

SOPHOMORE GUARD 6-6 SYDNEY, AUSTRALIA PATRICIAN BROTHER'S

2019-20

Appeared in 25 games as a true freshman averaging 6.9 minutes, 3.2 points and 1.6 rebounds per game. Shot 49.2 percent from the floor, 45.8 percent from 3-point range and 52.9 percent from the free throw line. Scored in double figures in three straight games at the beginning of the season including back-to-back 13-point games against Oklahoma Panhandle State and University of the Southwest. Pulled down a season-high six rebounds against Oklahoma City. Played valuable minutes for the Buffs in the LSC Tournament where he recorded four rebounds and two points in nine minutes in the championship game against No. 9 St. Edward's.

HIGH SCHOOL

Had an impressive final season averaging 23 points, 9 rebounds and 5 assists per game en route to earning All-State honors while leading his team to a runner-up finish at the state tournament. Was named the school's Outstanding Sportsperson of the Year. Also participated in NBA x Nike Asia Pacific Camp in 2017.

PERSONAL

Born on July 4, 2000. Son of Li and David Blankley. Majoring in marketing.

CAREER HONORS

CAREER YEAR-BY-YEAR STATISTICS

Year	GP-GS	MP-Avg.	FG-A	Pct.	3G-A	Pct.	FT-A	Pct.	Off-Def-Tot	Avg.	PF-D	A	TO	B	S	TP	Avg.
2019-20	23-0	105-4.6	17-33	.515	1-3	.333	2-14	.143	12-16-28	1.2	19-0	4	10	8	6	37	1.6
CAREER	23-0	105-4.6	17-33	.515	1-3	.333	2-14	.143	12-16-28	1.2	19-0	4	10	8	6	37	1.6



CAMERON BELL

R-FRESHMAN

GUARD

5-10

EDMOND, OKLA.

MILLWOOD HS

2019-20

Redshirted.

HIGH SCHOOL

Earned First Team All-Conference honors as a senior after averaging 14 points, 5 assists and 4 rebounds per game. Earned Second Team All-Conference honors as a junior. Also lettered in cross country.

PERSONAL

Born on January 11, 2001. Son of Leticia Rivas and Dominic Bell. Has three siblings. Majoring in criminal justice.

CAREER HONORS



TORIAN
HARRIS

FRESHMAN GUARD 6-6 ROWLETT, TEXAS ROWLETT HS

HIGH SCHOOL

Graduated from Rowlett High School in 2020. Earned Second Team All-District honors as a senior.

PERSONAL

Born on June 6, 2002. Son of Deon and Jamael Harris. Has four siblings. Plans on majoring in sports management at WT.



PARKER
NIELSEN

FRESHMAN GUARD 6-3 PRESCOTT, WISC. PRESCOTT HS

HIGH SCHOOL

Graduated from Prescott High School in 2020. Two-time Middle Border Conference Player of the Year. Had an outstanding senior year where he was named the Middle Border Conference Player of the Year after averaging 28 points, 5.2 rebounds, 5.2 assists and 2.1 steals per game. He also earned 1st Team All-State and All-Conference honors after leading the Cardinals to a Conference and Regional title before the season was canceled. Was named the Middle Border Conference Player of the Year during as a junior after averaging 25.6 points and 6.1 rebounds per game. Was part of a state championships team in 2017. Member of National Honor Society. Also lettered in football.

PERSONAL

Born on July 12, 2001. Son of Julie and Greg Nielsen. Has one sibling. Undecided on a major at WT.



UGO
OBINEKE

JUNIOR GUARD 6-6 ROWLETT, TEXAS KENNESAW STATE

KENNESAW STATE

Appeared in 54 games including 29 starts averaging 7.1 points and 2.2 rebounds per game during his time as an Owl. As a sophomore, he averaged 8.4 points per game connecting a team-high 28 3-pointers. He scored in double figures 12 times including a season-high 19 against Gardner-Webb and Stetson. Also made a career-high four 3-pointers against Stetson.

HIGH SCHOOL

Graduated from Rowlett High School in 2018. Earned 1st Team All-District honors under head coach Jason Busch.

PERSONAL

Born on Sept. 9, 1999. Son of Celestina and Emmanuel Obineke. Has four siblings. Plans on majoring in sports and exercise science.



CALVIN

FUGETT JR.

SENIOR

GUARD

6-2

DENVER, COL.

TEXAS A&M INT'L

TEXAS A&M INTERNATIONAL

Appeared in 26 games including eight starts during his one season in Laredo under head coach Joel Taylor. He averaged 5.5 points per game shooting 39.7 percent from the floor, 30.8 percent from 3-point range and 63.2 percent from the charity stripe. Scored a season-high 17 points against nationally ranked St. Edward's. Dished out a season-high seven assists against in 23 minutes against Arlington Baptist.

HIGH SCHOOL

Graduated in 2017. Was a McDonald's All-American nominee as a senior after leading Colorado Class 5A in assists. Also earned All-state honors after leading the Patriots to a 25-3 record. Graduated from the IB program.

PERSONAL

Born on October 16, 1998. Son of MiDian Holmes. Has two siblings. Plans on majoring in general studies at WT.



COACHES & STAFF



TOM BROWN
HEAD COACH

EXPERIENCE	7TH AT WT
RECORD	162-40 (.802)
ALMA MATER	WINONA STATE
HOMETOWN	WOODBURY, MINN.
WIFE	TRISHA
CHILDREN	TJ, ELLA, ZACH
HISTORY	WINONA STATE (ASSOC) GILMANTON HS WOODBURY HS

Tom Brown was hired as the 17th head coach in West Texas A&M men's basketball history on April 16, 2014. During his six years at WT, Brown is 162-140 (.802) building the Buffs into one of the top NCAA Division II men's basketball programs in the nation.

In 2019-20, Brown was named the LSC Coach of the Year for a third consecutive year after leading the Buffs to the No. 1 seed and host of the NCAA DII South Central Regional for the third straight year before the season was canceled due to the COVID-19 pandemic. They won 30 straight games for the third straight season, 32-1, where they finished the season on a program best 23 game win streak. They also own the nation's longest home win streak at 42 games after going 16-0 at the First United Bank Center.

WT defeated No. 9 St. Edward's in the LSC Championship game, 81-65, to become the second school in conference history to win three straight titles and first since 1987. Joel Murray was named the Tournament's Most Valuable Player after going for 21 points and eight rebounds in the final in Frisco. Murray and Qua Grant were named NABC All-Americans while also being named to the Bevo Francis Top 25 Watch List.

Grant was named the D2CCA First Team All-American honors after earning South Central Regional Player of the Year. The sophomore became the second straight Buff to be named to the LSC Player of the Year after leading the team in scoring in rebounding. Murray also earned First Team All-LSC and All-Defensive Team honors with Derrick Geddis (Third Team), Jon'il Fugett (Honorable Mention) and Zach Toussaint(All-Freshman) also earning conference recognition.

Jordan Collins finished his four-year career as the winningest player in program history (124-18) while ranking sixth in 3-point makes and attempts. He went an incredible 65-1 at home since joining the program in 2016. He scored a career-high 20 points on Senior Night at the FUBC going 6-of-13 from beyond the arc. He also went 4-of-5 from downtown against SEU to help WT overcome a double-digit first half deficit.

Eric Mosley appeared in third most games in program history (121) during his career as a Buff. The 6 foot 5 guards started in all 33 games as a senior in 2019-20 where he averaged a career-high 5.9 points and 4.9 rebounds per game. He scored a career-high 15 points against Lubbock Christian on Jan. 6 to give Brown his first win over the Chaps in Lubbock. He also made four 3-pointers in LSC Championship against the nationally ranked Hilltoppers.

In 2018-19, Brown took WT to new heights again as he led the Buffs to another school record of 34

wins. Breaking the previous record of 32 wins set in 2017-18. This is the second time in WT history that the basketball program has reached the 30-plus win plateau. Coach Brown also led the squad to a Lone Star Conference Regular Season Title as well as the Lone Star Conference Tournament Title. The Buffs went on to host and win the NCAA Division II South Central Region Championship. The Buffs knocked off then #4 ranked St. Edward's in the regional championship game to capture the South Central Title in the First United Bank Center. WT finished the season 34-4 and an appearance in the Elite Eight in Evansville, IN. After winning a program-record 19 straight games and being ranked in the National Association of Basketball Coaches (NABC) Top 25 all season the Buffs finished the season ranked #3 in the country. The Buffs have won more games each year (17, 21, 26, 32, 34) and have never had a losing season with Coaches Brown/Gove/Henderson and Kratz on the sidelines.

Brown won his 100th game on the road in a 112-87 victory over Adams State on November 10, 2018 in Gunnison, CO making him the fastest to 100 wins in school history.

Protecting home court has been a point of emphasis for Coach Brown and the Buffs. The Buffs finished the season a perfect 17-0 at home improving Brown's record at the friendly confines of the First United Bank Center to an incredible 74-8 (.902). The fans have shown their support for the Buffs as the Buffs Finished 1st in the LSC and 9th in the nation in total attendance (25,161). Brown was named the LSC Coach of the Year after leading the Buffs to a 17-1 LSC record.

Ryan Quaid was recognized as one of the top players in the nation as the senior earned numerous All-American honors. Ryan throughout his career has amassed an incredible amount of honors. Just to name a few, Ryan was honored as the Academic Player of the Year, LSC Player of the Year and the South Central Region Player of the Year. He finished his four-year career as the program's all-time leader in rebounds while becoming the first player to record 1,700 points, 1,000 rebounds and 100 blocks in a career. He finishes his career at WT with a 113-27 career record (winningest player in WT History). He played in three NCAA Sweet 16's, two NCAA Elite 8's and one NCAA Final 4. Ryan Quaid is from Fort Collins, CO and graduated with a double major in Finance and Accounting.

Gach Gach was a starter for two seasons and played on the two best teams ever to play at WT. He won Back2Back LSC and LSC Tournament Titles. His LSC Tournament record was a perfect 6-0. His NCAA South Central Regional Record was also a perfect 6-0. In his career he made 152 3-Pointers (6th All-Time), attempted 473 3-Pointers (5th All-Time) and finished with 748 Career points in 2 Seasons. He played in two NCAA Elite 8's and one NCAA Final 4. Gach was honored by the WT Buffalo Club as the Student Athlete of the Month (December 2018). He has an unprecedented record of 66-8 (.891). Gach Gach is from Austin, MN and graduated with a SES Degree.

Brandon Hall started every game on the winningest team in WT school history. He led the Buffs to a LSC and LSC Tournament title. Brandon was named LSC Tournament Most Valuable Player as he had 32 Points and 10 Rebounds in the Lone Star Conference Title Game! He led the team to the South Central Regional Title and a trip to the Elite 8. Brandon finished his career with the best winning percentage in school history. Brandon was 34-4 (.894) in his career here at WT. Brandon Hall is from Arlington, TX and will graduate with a Sport Leadership and Recreation degree from Emporia State.

Qua Grant had an impressive freshman season under Coach Brown as the Waxahachie, Texas native was named the Lone Star Conference Freshman of the Year while earning 1st Team All-LSC and 1st Team All South Central Region. Qua was also named the Freshman of





the Year at the All-Sports Banquet at WT.

Joel Murray also made an impression on the LSC as he was named to the Lone Star Conference All-Defensive Team as well as 2nd team All-LSC. The Buffs led the nation in two categories in 2018-19, including three-point field goals attempted (1,128) and free throws attempted (859). They also ranked second in free throws made (600) and fifth in three-point field goals made (381).

In 2017-18, the Buffs accomplished a record-setting year on many fronts. Coach Brown and the Buffs won an incredible 32 games breaking a 76 year old record of 29 wins, set back in 1940-41. Brown also guided WT to its first Lone Star Conference regular season title since 1994 and won the program's first Lone Star Conference Tournament title since 2007. The Buffs went 25-3 during the regular season and hosted the first NCAA South Central Regional since 1997-98. The Buffs went on to win the South Central Regional in a heated game vs UTPB. The Buffs led 50-32 at halftime and withstood some serious blows to end up winning 95-87. The Buffs advanced to the Elite 8 in Sioux Falls, SD where they took down #5 seed Le Moyne College and Coach Patrick Beilein. The Buffs finished their season making the NCAA Final 4 for the first time in school history. WT was ranked as high as No. 7 nationally during the season in the National Association of Basketball Coaches (NABC) Top 25 as well as being ranked in every poll throughout the season!

Senior David Chavlovich became the most decorated player in program history as he earned multiple All-American selections, while earning first team all-conference honors for the fourth time and was named South Central Region Tournament Most Valuable Player. He owns the LSC record for career scoring with 2,490 points, ranking in the top 30 all-time in NCAA Division II. Chavlovich finished his senior campaign second in field goal attempts with 537. Senior Jordan Evans earned second team all-conference honors. Jordan leaves with 1,455 career points and tallied a school-record 135 triples in 2017-18, ranking second nationally, while leading the nation in 3-point field goal attempts with 327. Junior Ryan Quaid was named LSC Academic Player of the Year, as well as first team all-LSC. Freshman Gaige Prim was named LSC Freshman of the Year. Brown earned LSC Coach of the Year honor and South Central Regional Coach of the Year honor. Brown has guided the Buffs to four-straight winning seasons.

The Buffs led the nation in four categories this season,

including 3-point field goals made (421), 3-point field goals attempted (1,333), free throws made (695) and free throws attempted (894). WT finished third in rebounding (1,464), while ranking seventh in scoring margin (14.6) and ninth in scoring offense at 88.4 points per game.

In 2016-17, Brown guided the team to a 26-9 record with six wins over ranked teams as the Buffs were ranked as high as No. 11 nationally during the season. WT won two NCAA South Central Region Tournament games for the first time since 1997-98, reaching the postseason for the first time since 2011-12 and making the program's 14th overall appearance. Brown guided the Buffs to their second Sweet 16 and first Sweet 16 since 1997-98. The 26 wins by the Buffs were the most since the 1997-98 season. WT won 25 NCAA Division II games in 2016-17, marking the most Division II wins in a season and the 26 overall wins ties for fourth-most in program history. Chavlovich earned first team all-conference honors for the third-straight year, while Evans earned second team honors, senior Eric Golightly, Jr., and Quaid were named to the LSC All-Academic Team. Under Brown's guidance, Chavlovich became the program's all-time leading scorer for the Buffs with 1,762 career points as he surpassed former Buff Martin Lattibeaudiere (1993-97) with 1,566 points.

In 2015-16, Brown and the Buffs continued their upward ascent both regionally and nationally. Brown guided the Buffs to a 21-10 season, marking the team's first 20-plus win season since 2010-11. WT finished second in the Lone Star Conference, marking the highest finish for the program since the LSC moved away from divisions. Chavlovich earned NABC All-America honors, named LSC Player of the Year honors and sophomore Jordan Evans received honorable mention all-league honors in his first playing season.

In 2014-15, Coach Brown's inaugural season at WT he inherited a program coming off a 10-17 campaign in 2013-14. Brown was left with three seniors and a walk on freshman. He quickly turned the program around going 17-12 and 7-7 in Lone Star Conference play after the Buffs won just two league games the season before. Brown guided the team to a fifth-place league finish in his inaugural campaign. Senior Miles Gatewood earned honorable mention all-conference honors, senior Tez Dumars surpassed Maurice Cheeks in career scoring finishing fourth all-time in points scored, while senior Antjuan Ball was honored on the LSC All-Defensive Team. Freshman and Brown's recruit, David Chavlovich, began his storied career leading the team in scoring,

earning second team all-conference honors and LSC Freshman of the Year accolades, averaging 16.5 points to go along with 93 assists and 30 steals.

Prior to West Texas A&M, Tom Brown was the Associate Head Coach and recruiting coordinator at NCAA Division II Winona State University in Winona, MN (1998-2014). While at Winona State, Brown and the Warriors won the NCAA Division II National Championship in 2006 and 2008. During that time the team compiled an impressive record of 105-6. Brown and the Warriors went to the NCAA Tournament 10 times and a string of seven-straight from 2005-2011. Brown and the Warriors reached the Elite Eight four times, most recently in 2013. Named Division II Bulletin's 'Program of the Decade' for 2000-2009, WSU set a NCAA Division II record with 57 consecutive wins, a run that began on Jan. 13, 2006, and didn't end until the national title game on Mar. 24, 2007. With Coach Brown on the sidelines the 2007-08 Warrior squad won a NCAA record 38 games. Brown and WSU won over 20 games in each of the past 10 seasons as Brown's record as Associate Head Coach was 368-139 (.726).

Brown attended and played basketball at Winona State from 1988-1992. He finished his Warrior career ranked fifth in program history in scoring, second in assists and first in steals. He earned his bachelor's degree in 1993 in physical education and completed his master's degree in education in 1998.

Prior to Winona State, Brown was the Head Basketball Coach, Golf Coach, Junior High Cross Country Coach and Athletic Director at Gilmanton HS in Gilmanton, WI (1994-98). Coach Brown's basketball team had four winning seasons and won two regional titles as well as two conference titles.

He and his wife, Dr. Trisha Brown, are the proud parents of three children, TJ, Zach and Ella. Dr. Brown currently is an Assistant Professor in the Sports & Exercise Science Department at West Texas A&M University.



Sam Burton was named the greatest college basketball coach by career winning percentage by Stadium Talk. He went 208-42 during his 12 years as the head coach, never losing more than five games in a single season.

LONE STAR CONFERENCE HONORS UNDER BROWN

2015

David Chavlovich..... Freshman of the Year
 David Chavlovich.....2nd Team
 Miles Gatewood.....Honorable Mention

2016

David Chavlovich..... Player of the Year
 David Chavlovich..... 1st Team
 Jordan EvansHonorable Mention

2017

David Chavlovich..... 1st Team
 Jordan Evans2nd Team

2018

Gaige Prim..... Freshman of the Year
 David Chavlovich..... 1st Team
 Ryan Quaid..... 1st team
 Jordan Evans2nd Team
 Gaige Prim..... Honorable Mention
 Ryan Quaid..... All-Defensive

2019

Ryan Quaid..... Player of the Year
 Qua Grant..... Freshman of the Year
 Ryan Quaid..... 1st Team
 Qua Grant..... 1st Team
 Joel Murray3rd Team
 Brandon Hall..... Honorable Mention
 Gach Gach..... Honorable Mention
 Joel Murray All-Defensive

2020

Qua Grant..... Player of the Year
 Qua Grant..... 1st Team
 Joel Murray 1st Team
 Derrick Geddis3rd Team
 Jon'il FugettHonorable Mention
 Zach ToussaintAll-Freshman
 Joel Murray All-Defensive

WT COACHES AT A GLANCE

Name	From	Years	Record	Win %
Tom Brown	2014-present	6	162-40	80.2%
Vinay Patel	2013-14	1	6-14	30.0%
Rick Cooper	1993-2013	21	391-194	66.0%
Jeff Morgan	1992-93	1	17-10	63.0%
Mark Adams	1987-92	5	110-40	73.0%
Gary Moss	1984-87	3	46-41	52.9%
Ken Edwards	1978-84	6	68-97	41.2%
Ron Ekker	1973-78	5	65-70	48.1%
Dennis Walling	1967-73	6	83-66	55.7%
Jimmy Viramontes	1963-67	4	36-53	40.5%
Metz LaFollete	1959-63	4	29-61	32.2%
Borden Price	1957-59	2	9-31	22.5%
Gus Miller	1942-57	14	195-138	58.6%
Al Baggett	1934-42	8	176-64	73.3%
Carl York	1933-34	1	7-12	36.8%
Sam Burton	1921-33	12	208-42	83.2%
Wayne McCorkle	1920-21	1	8-2	80.0%

BEST WINNING PERCENTAGE (MIN. 20 GAMES)

Rk	Name	Years	Percentage
1.	Sam Burton	1921-33	83.2%
2.	Tom Brown	2014-present	80.2%
3.	Al Baggett	1934-42	73.3%
4.	Mark Adams	1987-92	73.0%
5.	Rick Cooper	1993-2013	66.0%
6.	Jeff Morgan	1992-93	63.0%
7.	Gus Miller	1942-57	58.6%
8.	Dennis Walling	1967-73	55.7%

CONSECUTIVE WINNING SEASONS

Rk	Name	Years	Seasons
1.	Rick Cooper	1993-2013	20
2.	Sam Burton	1921-33	12
3.	Tom Brown	2014-present	6
4.	Mark Adams	1987-92	5
	Al Baggett	1937-42	5
6.	Gus Miller	1942-47*	4
	Gus Miller	1948-52	4
	Dennis Walling	1968-72	4

* Team did not play 1943-44 season



BROWN VS. OPPONENTS

Adams State.....	4-0	Lindenwood.....	1-0	St. Cloud State.....	1-0
Angelo State.....	10-3	Lubbock Christian.....	5-4	St. Edward's.....	2-1
Azusa Pacific.....	1-0	Mid-America Christian.....	2-0	St. Gregory's.....	1-0
Cameron.....	11-2	Midwestern State.....	8-4	St. Mary's.....	1-0
Central Baptist.....	1-0	Missouri-St. Louis.....	1-0	Tarleton.....	7-5
Central Oklahoma.....	1-0	New Mexico Highlands.....	5-0	Texas A&M-Commerce.....	13-5
Colorado School of Mines.....	1-1	Northern New Mexico.....	1-0	Texas A&M-Kingsville.....	10-3
Concordia Irvine.....	1-0	Nova Southeastern.....	2-0	Texas A&M International.....	1-0
CSU-Pueblo.....	3-1	Oklahoma Christian.....	1-0	UAFS.....	2-0
DBU.....	1-0	Oklahoma City.....	3-0	University of the Southwest.....	1-0
Drury.....	1-0	Oklahoma Panhandle State.....	3-0	USC Aiken.....	1-0
Eastern New Mexico.....	12-1	Pittsburg State.....	2-0	UT Permian Basin.....	8-2
Emporia State.....	1-1	Puerto Rico-Bayamon.....	1-0	UT Tyler.....	1-0
Ferris State.....	0-1	Puerto Rico-Humacao.....	1-0	Washburn.....	1-0
Fort Lewis.....	1-1	Puerto Rico-Rio Piedras.....	0-1	Wayland Baptist.....	1-1
Harding.....	1-0	Rollins.....	2-0	Wayne State (Neb.).....	1-0
Hillsdale Baptist.....	1-0	Science & Arts.....	2-0	Western Colorado.....	2-2
Langston.....	2-0	Southern Indiana.....	1-1	Western New Mexico.....	8-0
Le Moyne.....	1-0	Southern Nazarene.....	1-0	Western Washington.....	1-0
Lincoln Memorial.....	1-0	Southwestern Christian.....	2-0		



3

**CONSECUTIVE
CONFERENCE
TITLES**

42

**NCAA-BEST
STRAIGHT
HOME WINS**

98

**MOST WINS
IN NCAA MEN'S
BASKETBALL
SINCE 2017**



CHRIS GOVE
ASSOCIATE HEAD COACH

EXPERIENCE	7TH AT WT
ALMA MATER	WINONA STATE
WIFE	KATIE
CHILDREN	SYDNEY, JORDYN
HISTORY	WINONA STATE WABASHA-KELLOG HS

Gove begins his 7th season as Associate Head Coach at West Texas A & M University leading the Buffs to the No. 1 seed in the NCAA DII South Central Regional for a third consecutive season in 2019-20. The Championships were canceled due to the COVID-19 pandemic before the Buffs had a chance to defend their regional title at the First United Bank Center.

There is not a more decorated Associate Head Coach in Division II than Coach Gove. In his 22 years he has helped lead teams to 2 National Titles, 1 National Runner-Up, 1 Final Four appearance and 6 Regional Titles. Gove also has lead teams to NCAA Division II records of 38 wins in a single season (2008) and 57 consecutive wins (2006-2007). Throughout his career, Gove's teams have made 14 NCAA tournament appearances with an overall record of 32-11 in NCAA Tournament games played.

Taking over a last place program going into the 2015 season, Gove has been instrumental in transforming the Buffs into a Division II National Power. Currently, Gove has helped lead the Buffs to 3 straight outright LSC Regular Season Championships, along with 3 straight LSC Conference tournament Titles. The Buffs have won over 30 games 3 straight seasons and have a record of 98-9 during this time. Those 98 wins are the most by any program at any level of NCAA basketball during this time-frame. In Gove's 6 years with the Buffs, the Buffs have been to a Sweet 16, Elite 8 and Final 4, not including what may have happened during the 19-20 season. In his six seasons, he has coached four All-Americans, 3 LSC Players of the Year, four LSC Freshman of the Year 2 there D2CCA Regional Players of the Year and one LSC Academic Player of the Year.

In 2019-20, WT won more than 30 games for third straight season, one shy of the NCAA DII record. They finished 32-1 including a 21-1 record in LSC play while winning the LSC Championship for a third consecutive season. The Buffs ranked second nationally in turnovers forced, turnover margin and 3-point defense.

During the 2018-19 season, Ryan Quaid was named the D2CCA South Central Region Player of the Year after leading the Buffs to a program

record 34-4 record and second consecutive trip to the NCAA DII Elite Eight. The Buffs also won the LSC Regular Season Title outright, along with the LSC Conference Tournament. During the 2017-2018 season, WT made their first-ever trip to the Final Four led by the program's all-time leading scorer David Chavlovich. They won a then-record 32 games en route to winning the program's first outright conference title since 1994. The Buffs also won the LSC Conference Tournament Title.

Prior to WT, Gove spent 16 years as an Assistant Coach at Winona State University turning that program into a National Power. Gove helped coach Winona State to the NCAA Division II National Championship in 2006 and 2008, while also playing for the title in 2007. Winona State set a NCAA Division II record with 57 consecutive wins. The 2007-08 Warrior squad won 38 games, an all-division NCAA record and WSU posted a 105-6 combined record during the 2005-06 through 2007-08 seasons. Winona's consistent success allowed the Warriors to be named Division II Bulletin's "Program of the Decade" for the first decade of the 21st century.

In 16 years at Winona State University, Gove coached three National Players of the Year, 4 NCAA Regional Players of the Year, 12 NABC All-Region Players, 27 First Team All-Conference Players, seven Defensive Players of the Year, and five Conference Players of the Year. During that span he was part of 10 NCAA Tournament appearances, six Northern Sun Intercollegiate Conference regular season titles and five Northern Sun Intercollegiate Conference Tournament titles.

While at Winona State University, Gove also spent three seasons with the WSU Baseball program. In 1998 Gove helped lead the baseball program to their first Division II regional appearance in school history, this also marked the first regional appearance for any team sport at WSU at the Division II level. During those 3 seasons Gove helped lead the baseball program to two NCAA Division II Regional Appearances, 2 Regular Season Conference Titles along with 2 Conference Tournament Titles.

Gove also spent six years (2006-2011) as a high school baseball in Wabasha, Minnesota. In his six seasons, he led the Wabasha-Kellogg Falcons to four Conference Titles and three State Tournament appearances with one runner-up finish. The Three-Rivers Conference titles were the first for the school in 24 years while the State Tournament Appearances were the first in 26 years. The 2009 State Runner-Up finish was the best season in school history.

Gove played basketball at Winona State for two seasons and baseball for three seasons at WSU. As a baseball player, he started at first base on WSU's 1992 NAIA third-place team and was also an NAIA Honorable Mention All-American during the 1994 season. Gove holds degrees in Business Administration and Physical Education from Winona State and he earned a Master of Science degree from WSU in 2004.

Gove and his wife Katie are the proud parents of two daughters, Sydney and Jordyn.





QUINCY HENDERSON
ASSOCIATE HEAD COACH

Henderson begins his 7th season on the Buffalo coach staff and second as associate head coach.

The Buffs won 30-plus games for the third consecutive year in 2019-20 as they won the program's third straight Lone Star Conference Championship. They finished the season 32-1 including a program record 23 game win streak before the season was cut short due to the COVID-19 pandemic. Qua Grant was named the D2CCA South Central and LSC Player of the Year after leading the Buffs in scoring, rebounding and steals.

In 2018-19, WT won a program record 34 games en route to their second straight run to the Elite Eight after defeating No. 3 St. Edward's in the regional final in Canyon at the First United Bank Center. Under Henderson's tutelage, Ryan Quaid was named the regional and conference player of the year after averaging 15.9 points and 7.6 rebounds. The Fort Collins, Colo. native also finished his career as the program's all-time leader in rebounds with 1,004.

The 2017-2018 campaign marked the greatest run in WT Basketball history as the Buffs finished the season with a 32-4 overall record, a Lone Star Conference Title an appearance in WT's first ever NCAA DII Final Four.

Henderson came to Canyon following a two year coaching stint at Division III perennial power, Illinois Wesleyan under head coach Ron Rose. While at Illinois Wesleyan, Henderson was an integral part of constructing two of the best seasons in program history. He led the team to a 27-5 overall record in his final season, culminating with a conference title, and an appearance in the NCAA Division III Final Four. The 27 wins were the first time the program had achieved this win total since 1997, and only the third time the Titans amassed 27 or more wins dating back to 1947. During the 2013 season, IWU posted a 23-6 record, won the conference title and advanced to the Sweet 16. Henderson helped develop four First Team and two Second Team All-Conference selections in his two-year tenure with the Titans. IWU went an impressive 50-11 during Henderson's time in Bloomington, Ind.

A 6-5 guard/forward, Henderson attended and played at Division I Creighton for two seasons. In 2003 the Bluejays posted a 29-5 record while winning the Missouri Valley Tournament and advancing to the NCAA Tournament as a #6 seed. In 2004 the Bluejays made another post-season appearance and played host to the first round of the NIT Tournament.

Henderson transferred to Winona State in 2005 where he played under current Buffs head coach Tom Brown. In Henderson's three seasons at Winona State the Warriors dominated the Division II landscape en route to being named the Division II Team of the Decade. As a three-year starter for the Warriors, in his first year he led the program to its first ever National Championship in 2006. He followed that up with another trip to the National Championship game and a runner-up finish in 2007. He concluded his illustrious career with another National Championship in 2008.

Henderson, who averaged 9.0 points and 5.0 rebounds with the Warriors, finished his three-year career with an astounding 105-6 record. Within this historic run he propelled his team to an NCAA DII record 57 game win streak and a single season record of 38 victories This three-year stint also included three Northern Sun Intercollegiate Conference titles and three NSIC Tournament Titles.

Following his collegiate career, Henderson played professionally for the Kilsyth Cobras of the Southeast Australian Basketball League. While there his teams advanced to the SEABL playoffs in three consecutive years and won the division title in 2010. While guiding the Cobras for three seasons he was named league Defensive Player of the Year twice.

Henderson grew up in Madison, Wis., where he attended La Follette High School. He was a First Team All-State basketball and volleyball player for the Lancers. Henderson led LFHS to a Wisconsin (WIAA) Division I basketball State Championship in 2002.

He earned his bachelor's degree in Business Administration from Winona State in 2007 and his master's in Sports Management from Illinois State in 2014.

EXPERIENCE

7TH AT WT

ALMA MATER

WINONA STATE

PLAYING CAREER

KILSYTH COBRAS

HISTORY

ILLINOIS WESLEYAN



ATHLETICS STAFF



MICHAEL MCBROOM

DIRECTOR OF ATHLETICS



AMANDA WORKMAN

SENIOR ASSOCIATE AD/EXTERNAL OPS.



KENT JOHNSON

ASSOCIATE AD FACILITIES



PAUL SWEETGALL

ASSOCIATE AD COMPLIANCE



CASEY LISH

ASSOCIATE AD DEVELOPMENT



KIMBERLY DUDLEY

ASSISTANT AD LEADERSHIP &
PERSONAL DEVELOPMENT



JIM GLOVACH

ASSISTANT AD COMPLIANCE



TINA GOOD

BUSINESS MANAGER




TYSON JEX

DIRECTOR OF ATHLETIC COMMUNICATIONS



BRENT SEALS

DIRECTOR OF DIGITAL MEDIA &
CREATIVE CONTENT



JORDYN BALLARD

COMMUNICATIONS GRADUATE ASSISTANT



DEBRA CARTER

ADMINISTRATIVE SERVICES COORDINATOR



CAMMIE MCMICHAEL

ASSISTANT BUSINESS MANAGER



2019-20 REVIEW

2019-20 RESULTS

OPPONENT	SCORE	W/L	POINTS	REBOUNDS	ASSISTS	STEALS	BLOCKS
vs. Lincoln Memorial (11/1)	99-89	WOT	27-Murray, Joel	12-Grant, Qua	4-Murray, Joel	2-Geddis, Derrick Mosley, Eric	1-Mosley, Eric
vs. USC Aiken (11/2)	91-80	W	27-Murray, Joel	8-Murray, Joel	8-Murray, Joel	2-Murray, Joel Grant, Qua Fugett, Jon'il Mosley, Eric	None
ADAMS STATE (11/8)	108-77	W	21-Murray, Joel	9-Brown, John	6-Murray, Joel	3-Grant, Qua Fugett, Jon'il	2-Booker, Kavon
WESTERN COLORADO (11/9)	114-58	W	25-Grant, Qua	7-Brown, John	7-Toussaint, Zach	2-Murray, Joel Grant, Qua	1- Grant, Qua Gerber, Jake
at Midwestern State (11/14)	75-64	W	22-Grant, Qua	9-Murray, Joel	4-Fugett, Jon'il	4-Grant, Qua	1-Geddis, Derrick Grant, Qua
EASTERN NEW MEXICO (11/23)	93-78	W	27-Grant, Qua	8-Geddis, Derrick	7-Fugett, Jon'il	7-Grant, Qua	None
OKLAHOMA PANHANDLE STATE (11/29)	124-70	W	28-Murray, Joel	10-Grant, Qua	5-Grant, Qua Fugett, Jon'il	4-Grant, Qua	3-Mosley, Eric
UNIV. OF THE SOUTHWEST (11/30)	120-70	W	27-Grant, Qua	7-Geddis, Derrick	4-Grant, Qua	5-Grant Qua	None
OKLAHOMA CITY (12/6)	94-62	W	21-Murray, Joel	7-Geddis, Derrick	4-Murray, Joel	2-Fugett, Jon'il Blankley, Hayden	2-Booker, Kavon
at St. Edward's (12/12)	87-100	L	28-Grant, Qua	8-Geddis, Derrick	5-Grant, Qua	2-Mosley, Eric Fugett, Jon'il	1-Brown, John
at St. Mary's (12/14)	96-77	W	19-Grant, Qua	9-Grant, Qua	6-Murray, Joel	3-Fugett, Jon'il Geddis, Derrick	1-Murray, Joel
OKLAHOMA CHRISTIAN (12/19)	81-65	W	21-Grant, Qua	12-Grant, Qua	4-Fugett, Jon'il Murray, Joel	4-Murray, Joel	1-Brown, John
UAFS (12/21)	84-56	W	21-Grant, Qua	6-Grant, Qua	5-Murray, Joel	4-Grant, Qua	1-Brown, John
at Eastern New Mexico (1/4)	76-71	W	27-Grant, Qua	6-Brown, John	5-Fugett, Jon'il	3-Murray, Joel Grant, Qua	2-Geddis, Derrick
at UT Permian Basin (1/9)	98-84	W	24-Grant, Qua	6-Brown, John Mosley, Eric	7-Grant, Qua	4-Murray, Joel	2-Mosley, Eric
at Western New Mexico (1/11)	100-79	W	17-Geddis, Derrick	7-Brown, John	6-Murray, Joel	3-Murray, Joel	2-Mosley, Eric
ANGELO STATE (1/16)	88-73	W	32-Grant, Qua	11-Grant, Qua	4-Fugett, Jon'il	6-Grant, Qua	1-Geddis, Derrick
LUBBOCK CHRISTIAN (1/18)	92-68	W	28-Grant, Qua	8-Grant, Qua	6-Murray, Joel	3-Murray, Joel Grant, Qua	1-Brown, John
at Texas A&M-Kingsville (1/23)	75-64	W	28-Grant, Qua	9-Mosley, Eric	6-Murray, Joel	4-Grant, Qua	2-Mosley, Eric
at Texas A&M international (1/25)	64-54	W	19-Grant Qua	10-Geddis, Derrick	4-Fugett Jon'il	4-Fugett, Jon'il Grant, Qua	2-Geddis, Derrick
WESTERN NEW MEXICO (1/30)	105-81	W	16-Grant, Qua	9-Grant, Qua	8-Fugett, Jon'il	4-Fugett, Jon'il	2-Booker, Kavon
UT PERMIAN BASIN (2/1)	111-78	W	32-Murray, Joel	10-Grant, Qua	6-Murray, Joel	4-Murray, Joel	2-Mosley, Eric
at Lubbock Christian (2/6)	72-67	W	23-Murray, Joel	10-Mosley, Eric	5-Grant, Qua	1-Toussaint, Zach Murray, Joel Mosley, Eric	1-Mosley, Eric
at Angelo State (2/8)	73-59	W	23-Murray, Joel	15-Grant, Qua	4-Murray, Joel	3-Murray, Joel	2-Brown, John
TARLETON (2/13)	83-73	W	26-Grant, Qua	11-Grant, Qua	4-Grant, Qua	4-Grant, Qua	1-Blankley, Hayden Fugett, Jon'il Brown, John
DALLAS BAPTIST (2/15)	98-82	W	25-Murray, Joel	9-Grant, Qua	9-Murray, Joel	3-Murray, Joel	1-Mosley, Eric Collins, Jordan Geddis, Derrick
at UT Tyler (2/20)	73-62	W	25-Grant, Qua	9-Murray, Joel	3-Murray, Joel	2-Murray, Joel	1-Brown, John
at Texas A&M-Commerce (2/22)	93-72	W	21-Fugett, Jon'il	9-Grant, Qua	8-Murray, Joel	2-Grant, Qua	2-Mosley, Eric
MIDWESTERN STATE (2/27)	82-58	W	17-Fugett, Jon'il	7-Murray, Joel Grant, Qua	5-Murray, Joel	3-Murray, Joel	2-Brown, John
CAMERON (2/29)	105-68	W	20-Collins, Jordan	10-Grant, Qua	6-Grant, Qua Murray, Joel	4-Grant, Qua	3-Brown, John Mosley, Eric
vs. Texas A&M-Commerce (3/6)	85-72	W	32-Murray, Joel	7-Geddis, Derrick Grant, Qua	9-Murray, Joel	4-Grant, Qua	3-Geddis, Derrick
vs. Angelo State (3/7)	87-77	W	32-Grant, Qua	8-Murray, Joel	3-Murray, Joel Grant, Qua Fugett, Jon'il	1-Five Tied	2-Blankley, Hayden
vs. St. Edward's (3/8)	81-65	W	21-Murray, Joel	9-Mosley, Eric	4-Murray, Joel	4-Grant, Qua	None

OVERALL STATISTICS

RECORD:	OVERALL	HOME	AWAY	NEUTRAL
ALL GAMES	32-1	16-0	11-1	5-0
CONFERENCE	21-1	11-0	10-1	0-0
NON-CONFERENCE	11-0	5-0	1-0	5-0

##	Player	GP-GS	Min-Avg	FG-FGA	Pct.	3FG-3FGA	Pct.	FT-FTA	Pct.	Off	Def	Tot	Avg	PF-FO	A	TO	Blk	Stl	Pts	Avg		
2	Qua Grant	33-33	1031-31.2	237-503	.471	59-176	.335	149-208	.716	47	202	249	7.5	57-0	107	97	2	80	682	20.7		
13	Joel Murray	33-33	1032-31.3	217-454	.478	66-176	.375	156-196	.796	19	122	141	4.3	57-0	148	77	4	66	656	19.9		
4	Jon'il Fugett	33-33	855-25.9	114-258	.442	43-117	.368	60-84	.714	47	65	112	3.4	83-1	100	54	4	42	331	10.0		
1	Derrick Geddis	33-33	712-21.6	117-202	.579	16-35	.457	44-74	.595	74	94	168	5.1	99-4	18	28	14	27	294	8.9		
14	Zach Toussaint	31-0	553-17.8	78-173	.451	62-141	.440	22-26	.846	11	37	48	1.5	34-0	31	25	0	15	240	7.7		
5	Jordan Collins	33-0	657-19.9	64-174	.368	55-154	.357	17-20	.850	13	46	59	1.8	69-3	54	30	3	19	200	6.1		
12	Eric Mosley	33-33	689-20.9	70-159	.440	38-109	.349	17-22	.773	43	119	162	4.9	94-4	16	21	21	30	195	5.9		
0	John Brown	30-0	376-12.5	61-101	.604	1-4	.250	26-47	.553	39	87	126	4.2	69-2	8	12	14	2	149	5.0		
3	JT Warren	32-0	259-8.1	32-83	.386	23-69	.333	12-15	.800	10	17	27	0.8	35-0	10	14	3	7	99	3.1		
23	Hayden Blankley	25-0	173-6.9	30-61	.492	11-24	.458	9-17	.529	16	24	40	1.6	19-1	10	21	8	6	80	3.2		
11	Kavon Booker	23-0	105-4.6	17-33	.515	1-3	.333	2-14	.143	12	16	28	1.2	19-0	4	10	8	6	37	1.6		
20	Jake Gerber	21-0	89-4.2	11-23	.478	4-9	.444	5-7	.714	5	5	10	0.5	13-0	11	9	2	1	31	1.5		
44	Ty Bryant	17-0	70-4.1	3-12	.250	1-5	.200	2-6	.333	4	8	12	0.7	6-0	5	5	0	2	9	0.5		
25	Marshal Johnson	9-0	23-2.6	2-4	.500	0-0	.000	0-0	.000	0	2	2	0.2	1-0	0	16	0	0	4	0.4		
TEAM										41	35	76										
TOTAL		33	1053-2240	.470	380-1022	.372	521-736	.708	381	879	1260	38.2	655-15	52	410	83	303	3007	91.1			
OPPONENT		33	851-1967	.433	192-695	.276	459-679	.676	330	892	1222	37.0	695	335	653	124	190	2353	71.3			

LONE STAR CONFERENCE STATISTICS

RECORD:	OVERALL	HOME	AWAY	NEUTRAL
CONFERENCE	21-1	11-0	10-1	0-0

##	Player	GP-GS	Min-Avg	FG-FGA	Pct.	3FG-3FGA	Pct.	FT-FTA	Pct.	Off	Def	Tot	Avg	PF-FO	A	TO	Blk	Stl	Pts	Avg		
2	Qua Grant	22-22	720-32.7	158-332	.476	43-121	.355	95-136	.699	32	145	177	8.0	41-0	79	72	0	51	454	20.6		
13	Joel Murray	22-22	708-32.2	140-310	.452	38-116	.328	91-123	.740	13	77	90	4.1	41-0	101	51	3	49	409	18.6		
4	Jon'il Fugett	22-22	566-25.7	65-156	.417	27-73	.370	40-61	.656	31	43	74	3.4	57-1	73	43	3	28	197	9.0		
1	Derrick Geddis	22-0	493-22.4	81-140	.579	13-26	.500	28-46	.609	49	67	116	5.3	63-3	13	24	7	16	203	9.2		
14	Zach Toussaint	20-0	337-16.9	48-102	.471	38-84	.452	8-9	.889	6	23	29	1.5	19-0	18	14	0	8	142	7.1		
5	Jordan Collins	22-0	422-19.7	48-122	.393	43-110	.391	12-15	.800	8	26	34	1.5	51-3	37	16	1	12	151	6.9		
12	Eric Mosley	22-22	476-21.6	47-107	.439	24-72	.333	9-13	.692	30	78	108	4.9	67-3	13	16	17	17	127	5.8		
0	John Brown	22-0	268-12.2	43-73	.589	0-2	.000	16-34	.471	25	58	83	3.8	52-2	3	9	13	1	102	4.6		
3	JT Warren	21-0	154-7.3	23-54	.426	15-43	.349	8-9	.889	9	8	17	0.8	22-0	7	5	3	2	69	3.3		
23	Hayden Blankley	18-0	104-5.8	13-33	.394	3-12	.250	7-12	.583	9	12	21	1.2	14-1	8	15	3	2	36	2.0		
11	Kavon Booker	14-0	50-3.6	8-13	.615	0-1	.000	1-8	.125	6	7	13	0.9	9-0	1	5	2	2	17	1.2		
20	Jake Gerber	14-0	38-2.7	6-11	.545	3-6	.500	0-1	.000	4	4	8	0.6	5-0	4	7	0	1	15	1.1		
44	Ty Bryant	9-0	30-3.3	1-3	.333	1-2	.500	0-0	.000	0	3	3	0.3	4-0	3	4	0	1	3	0.3		
25	Marshal Johnson	9-0	23-2.6	2-4	.500	0-0	.000	0-0	.000	0	2	2	0.2	1-0	0	1	0	0	4	0.4		
TEAM										26	23	49										
TOTAL		22	683-1460	.468	248-668	.371	315-467	.675	248	576	824	37.5	446-13	360	285	52	190	1929	87.7			
OPPONENT		22	559-1279	.437	139-468	.297	312-458	.681	209	595	804	36.5	453-17	222	425	86	126	1569	71.3			

2019-20 GAME-BY-GAME COMPARISONS

Opponent	1st	2nd	Score	Mar	Total FG	FG Pct	3-Pointers	3FG Pct	Free Throws	FT Pct	Rebounds	Mar	Assist	TOver	Block	Steal	Fouls
vs. Lincoln Memorial	46/47	40/39	99-89	+10	31-74/35-74	.419/.473	10-34/3-22	.294/.136	27-35/16-27	.771/.593	42/51	(8)	9/9	9/18	1/2	6/6	24/30
vs. USC Aiken	38/35	42/36	91-80	+11	30-71/33-74	.423/.446	9-32/4-26	.281/.154	22-25/10-20	.880/.500	48/41	+7	11/10	14/14	0/6	8/11	19/27
ADAMS STATE	66/41	42/36	108-77	+31	36-75/28-63	.480/.444	9-29/5-23	.310/.217	27-35/16-21	.771/.762	40/35	+5	15/11	16/28	3/3	12/8	19/27
WESTERN COLORADO	60/26	54/32	114-58	+56	46-82/19-58	.561/.328	14-34/6-25	.412/.240	8-11/14-18	.727/.778	36/33	+3	19/7	7/29	2/2	9/1	17/20
at Midwestern State	32/24	43/40	75-64	+11	25-62/26-57	.403/.456	5-20/8-21	.250/.381	20-24/4-9	.833/.444	39/36	+3	9/10	10/17	2/0	10/4	15/22
EASTERN NEW MEXICO	49/36	44/42	93-78	+15	30-66/24-49	.455/.490	9-28/7-23	.321/.538	24-37/23-34	.649/.676	35/39	(4)	15/9	17/29	0/6	13/5	25/31
OKLAHOMA PANHANDLE	49/35	74/35	124-70	+54	42-78/27-64	.538/.422	21-45/0-8	.467/.000	19-28/16-27	.679/.593	44/39	+5	25/9	14/27	11/1	16/6	24/23
SOUTHWEST	55/34	63/36	120-70	+50	40-76/27-68	.526/.397	17-34/2-16	.500/.125	23-30/14-16	.767/.875	37/40	(3)	21/10	9/26	0.7	15/3	19/25
OKLAHOMA CITY	65/29	29/33	94-62	+32	32-70/21-50	.457/.420	15-40/6-20	.375/.300	15-23/14-23	.652/.609	40/31	+9	14/12	13/22	5/5	10/5	17/20
at St. Edward's	42/42	45/58	87-100	(13)	30-64/33-54	.409/.611	8-27/11-25	.296/.440	19-26/23-33	.731/.697	34/32	+2	13/14	20/21	1/8	7/13	25/23
at St. Mary's	50/31	46/46	96-77	+19	41-68/27-57	.603/.474	11-25/6-21	.440/.286	3-10/17-28	.300/.607	35/33	+2	21/13	19/21	1/2	8/4	23/15
OKLAHOMA CHRISTIAN	25/31	56/34	81-65	+16	28-66/23-47	.424/.489	7-29/8-22	.241/.364	18-26/11-17	.692/.647	32/36	(4)	17/8	6/22	1/7	12/3	18/24
UAFS	42/19	42/37	84-56	+28	30-60/18-40	.500/.450	8-20/5-16	.400/.313	16-22/15-21	.727/.714	29/25	+4	14/9	12/25	1/2	14/8	20/21
at Eastern New Mexico	46/32	30/39	76-71	+5	27-67/27-59	.403/.458	9-26/5-17	.346/.294	13-24/12-17	.542/.706	33/48	(15)	14/13	13/24	3/5	11/3	20/23
at UT Permian Basin	45/37	53/47	98-84	+14	31-69/30-55	.449/.545	17-39/14-26	.436/.538	19-26/10-16	.731/.625	39/31	+8	21/18	10/19	3/4	12/2	17/20
at Western New Mexico	45/36	55/43	100-79	+21	39-75/31-66	.520/.470	14-33/9-20	.424/.450	8-13/8-13	.615/.615	39/33	+6	21/14	9/16	2/4	9/1	20/16
ANGELO STATE	36/37	52/36	88-73	+15	30-64/27-60	.469/.450	8-22/3-17	.364/.176	20-30/16-28	.667/.571	37/44	(7)	13/10	16/26	1/4	9/6	27/25
LUBBOCK CHRISTIAN	52/28	40/40	92-68	+24	33-63/26-65	.524/.400	11-31/6-24	.355/.250	15-21/10-10	.714/100	35/36	(1)	18/10	14/18	1/5	10/6	16/19
at Texas A&M-Kingsville	35/29	40/35	75-64	+11	23-55/26-54	.418/.481	9-27/3-15	.333/.200	20-26/9-14	.769/.643	31/28	+3	11/10	15/17	3/3	9/6	22/24
at Texas A&M International	29/23	35/31	64-54	+10	23-61/21-60	.377/.350	9-30/8-29	.300/.276	9-16/4-7	.563/.571	38/34	+4	12/12	17/17	2/1	10/8	13/16
WESTERN NEW MEXICO	59/32	46/49	105-81	+24	40-85/29-70	.471/.414	12-42/7-21	.286/.333	13-23/16-21	.565/.762	45/49	(4)	25/7	13/27	5/5	10/8	21/18
UT PERMIAN BASIN	53/39	58/39	111-78	+33	41-78/28-54	.526/.519	12-33/2-15	.364/.133	17-22/20-26	.773/.769	39/32	+7	25/6	9/23	2/7	10/2	18/20
at Lubbock Christian	40/31	32/36	72-67	+5	24-59/22-59	.407/.373	15-36/6-25	.417/.240	9-12/17-20	.750/.850	32/37	(5)	15/15	11/11	1/7	3/6	19/17
at Angelo State	25/21	48/38	73-59	+14	26-73/17-65	.356/.262	8-29/1-24	.276/.042	13-21/24-35	.619/.686	52/53	(1)	8/2	11/16	3/3	5/5	27/22
TARLETON	38/26	45/47	83-73	+10	33-74/28-69	.446/.406	10-32/7-27	.313/.259	7-12/10-15	.583/.667	49/39	+10	12/12	18/16	3/2	7/7	17/17
DBU	53/36	45/46	98-82	+16	34-65/25-54	.523/.463	19-35/11-29	.543/.379	11-17/21-33	.647/.636	34/35	(1)	22/11	12/17	3/1	7/9	25/18
at UT Tyler	37/32	36/30	73-63	+11	23-56/22-60	.411/.367	8-24/4-18	.333/.222	19-24/14-18	.792/.778	39/35	+4	11/7	10/12	1/5	4/6	17/26
at Texas A&M-Commerce	40/25	53/47	93-72	+21	33-64/27-56	.516/.482	13-27/3-14	.481/.214	14-21/15-24	.667/.625	34/32	+2	17/8	12/16	2/4	7/10	21/19
MIDWESTERN STATE	35/30	47/28	82-58	+24	29-65/21-59	.446/.356	11-33/6-28	.333/.214	13-18/10-15	.722/.667	41/39	+2	14/6	7/16	4/2	5/2	17/21
CAMERON	52/29	52/39	105-68	+37	35-63/27-67	.556/.403	20-40/7-22	.500/.318	15-20/7-13	.750/.538	42/34	+8	21/8	14/16	9/0	8/6	18/18
vs. Texas A&M-Commerce	37/25	48/47	85/72	+13	28-58/29-57	.483/.509	9-25/3-11	.360/.273	20-25/11-19	.800/.579	28/35	(7)	17/10	14/19	4/5	11/8	17/19
vs. Angelo State	46/41	41/36	87-77	+10	33-69/27-64	.478/.422	12-27/8-22	.444/.364	9-12/15-19	.750/.789	37/39	(2)	10/11	8/13	3/5	6/2	20/14
vs. St. Edward's	25/38	56/27	81-65	+16	27-65/20-59	.415/.339	11-34/8-33	.324/.242	16-21/17-22	.762/.773	44/38	+6	12/14	11/15	0/2	10/10	17/21

Note: Game totals are displayed in the format WEST TEXAS A&M/OPPONENT for each category.

2019-20 SUPERLATIVES

INDIVIDUAL SUPERLATIVES

CATEGORY	WEST TEXAS A&M	OPPONENT
Points Scored	32 by Qua Grant vs. Angelo State (3-7-20) 32 by Joel Murray vs. Tex. A&M-Commerce (3-6-20) 32 by Joel Murray vs. UT Permian Basin (2-1-20)	27 by Andres Ibarquien of Angelo State (1-16-20)
Total Field Goals	12 by Qua Grant vs. Angelo State (3-7-20)	11 by Andres Ibarquien of Angelo State (1-16-20)
Total FGs Attempted	22 by Qua Grant vs. Angelo State (3-7-20)	23 by D'monta Harris of Midwestern State (2-27-20)
Highest FG% (5 made)	100.0 (6-6) by Derrick Geddis at St. Mary's (12-14-19)	100.0 (6-6) by Creighton Avery of Tex. A&M-Kingsville (1-23-20) 100.0 (5-5) by Carter Brown of DBU (2-15-20)
Highest FGs (10 made)	83.3 (10-12) by Qua Grant vs. Lubbock Christian (1-18-20)	91.7 (11-12) by Andres Ibarquien of Angelo State (1-16-20)
3-Point Field Goals	5 by Joel Murray vs. Okla. Panhandle State (11-29-19) 5 by Joel Murray vs. UT Permian Basin (2-1-20) 5 by Jordan Collins vs. DBU (2-15-20) 5 by Jordan Collins vs. Cameron (2-29-20)	7 by Camron Reedus of Angelo State (3-7-20)
3-Point FGs Attempted	13 by Jordan Collins vs. Cameron (2-29-20)	14 by D'monta Harris of Midwestern State (2-27-20)
3-Point FG% (min. 3 made)	100.0 (3-3) by JT Warren vs. DBU (2-15-20) 100.0 (3-3) by Derrick Geddis vs. Western N.M. (1-11-20) 100.0 (3-3) by Hayden Blankley vs. Southwest N.M. (11-30-19) 100.0 (3-3) by Derrick Geddis vs. Lincoln Memorial (11-1-19)	100.0 (3-3) Isaac Hernandez of UT Permian Basin (1-9-20)
Free Throws	11 by Qua Grant at St. Edward's (12-12-19) 11 by Joel Murray vs. USC Aiken (11-2-19)	9 by Avery Remboa of Western Colorado (11-9-19)
Free Throws Attempted	15 by Qua Grant at Eastern New Mexico (1-4-20)	10 by Carter Brown of DBU (2-15-20) 10 by Matej Gaspert of St. Mary's (12-14-19) 10 by Avery Remboa of Western Colorado (11-9-19) 10 by Faison Brock vs. USC Aiken (11-2-19)
Free Throw % (min. 6 made)	100.0 (8-8) by Joel Murray vs. St. Edward's (3-8-20) 100.0 (8-8) by Joel Murray vs. Tex. A&M-Commerce (3-6-20) 100.0 (8-8) by Joel Murray at Midwestern State (11-14-19)	100.0 (6-6) by Juan Miranda of DBU (2-15-20) 100.0 (6-6) by Pat Dembley of UT Permian Basin (2-1-20)
Total Rebounds	15 by Qua Grant at Angelo State (2-8-20)	22 by Andres Ibarquien of Angelo State (2-8-20)
Assists	9 by Joel Murray vs. Texas A&M-Commerce (3-6-20) 9 by Joel Murray vs. DBU (2-15-20)	8 by August Haas of St. Edward's (3-8-20) 8 by Malik Sanders of Western N.M. (1-11-20) 8 by August Haas of St. Edward's (12-12-19)
Turnovers	7 by Qua Grant vs. Tarleton (2-13-20)	9 by Pat Dembley of UT Permian Basin (1-9-20)
Blocked Shots	3 by Derrick Geddis vs. Tex. A&M-Commerce (3-6-20) 3 by Eric Mosley vs. Cameron (2-29-20) 3 by John Brown vs. Cameron (2-29-20) 3 by Eric Mosley vs. Okla. Panhandle State (11-29-19)	4 by Parker Hicks of Lubbock Christian (2-6-20) 3 by Yosnier Cobas of Eastern N.M. (11-23-19)
Steals	7 Qua Grant vs. Eastern New Mexico (11-23-19)	6 by Xzavier Barmore vs. USC Aiken (11-2-19)

TEAM SUPERLATIVES

WT HIGH	WT LOW	CATEGORY	OPPONENT HIGH	OPPONENT LOW
124 vs. Okla. Panhandle (11-29-19)	64 at Texas A&M Int'l (1-25-20)	Points	100 at St. Edward's (12-12-19)	54 at Texas A&M Int'l (1-25-20)
46 vs. Western Colorado (11-9-19)	23 at Tex. A&M-Kingsville (1-23-20) 23 at Texas A&M Int'l (1-25-20) 23 at UT Tyler (2-20-20)	Field Goals	35 vs. Lincoln Memorial (11-1-19)	17 at Angelo State (2-8-20)
85 vs. Western New Mexico (1-30-20)	55 at Tex. A&M-Kingsville (1-23-20)	Field Goal Attempts	74 vs. USC Aiken (11-2-19) 74 by Lincoln Memorial (11-1-19)	40 vs. UAFS (12-21-19)
60.3 (41-68) at St. Mary's (12-14-19)	35.6 (26-73) at Angelo State (2-8-20)	Field Goal Percentage	61.1 (33-54) at St. Edward's (12-12-19)	26.2 (17-65) at Angelo State (2-8-20)
21 vs. Okla. Panhandle (11-29-19)	5 at Midwestern State (11-14-19)	3-Point Field Goals	14 at UT Permian Basin (1-9-20)	0 vs. Okla. Panhandle (11-29-19)
45 vs. Okla. Panhandle (11-29-19)	20 vs. UAFS (12-21-19) 20 at Midwestern State (11-14-19)	3-Point Field Goal Attempts	33 vs. St. Edward's (3-8-20)	8 vs. Okla. Panhandle (11-29-19)
54.3 (19-35) vs. DBU (2-15-20)	24.1 (7-29) vs. Oklahoma Christian (12-19-19)	3-Point Field Goal Percentage	53.8 (14-26) by UT Permian Basin (1-9-20) 53.8 (7-13) vs. Eastern N.M. (11-23-19)	0.0 (0-8) vs. Okla. Panhandle (11-29-19)
27 vs. Adams State (11-8-19) 27 vs. Lincoln Memorial (11-1-19)	3 at St. Mary's (12-14-19)	Free Throws Made	24 at Angelo State (2-8-20)	4 at Midwestern State (11-14-19) 4 at Texas A&M Int'l (1-25-20)
37 vs. Eastern New Mexico (11-23-19)	10 at St. Mary's (12-14-19)	Free Throw Attempts	35 at Angelo State (2-8-20)	7 at Texas A&M Int'l (1-25-20)
88.0 (22-25) vs. USC Aiken (11-2-19)	30.0 (3-10) at St. Mary's (12-14-19)	Free Throw Percentage	100.0 (10-10) vs. Lubbock Christian (1-18-20)	44.4 (4-9) at Midwestern State (11-14-19)
52 at Angelo State (2-8-20)	28 vs. Tex. A&M-Commerce (3-6-20)	Rebounds	53 at Angelo State (2-8-20)	25 vs. UAFS (12-21-19)
27 at Angelo State (2-8-20) 27 vs. Angelo State (1-16-20)	13 at Texas A&M Int'l (1-25-20)	Fouls	31 vs. Eastern N.M. (11-23-19)	14 vs. Angelo State (3-7-20)
25 vs. UT Permian Basin (2-1-20) 25 vs. Western New Mexico (1-30-20) 25 vs. Okla. Panhandle (11-29-19)	8 at Angelo State (2-8-20)	Assists	18 at UT Permian Basin (1-9-20)	2 at Angelo State (2-8-20)
20 at St. Edward's (12-12-19)	6 vs. Oklahoma Christian (12-19-19)	Turnovers	29 vs. Eastern N.M. (11-23-19)	11 at Lubbock Christian (2-6-20)
11 vs. Okla. Panhandle (11-29-19)	0 vs. St. Edward's (3-8-20) 0 vs. Southwest N.M. (11-30-19) 0 vs. Eastern N.M. (11-23-19) 0 vs. USC Aiken (11-2-19)	Blocked Shots	8 at St. Edward's (12-12-19)	0 at Midwestern State (11-14-19) 0 vs. Cameron (2-29-20)
16 vs. Okla. Panhandle (11-29-19)	3 at Lubbock Christian (2-6-20)	Steals	13 at St. Edward's (12-12-19)	1 at Western New Mexico (11-11-20) 1 vs. Western Colorado (11-11-20)

5

#7 WEST TEXAS A&M 75, MIDWESTERN STATE 64

Nov. 14, 2019 | Wichita Falls, Texas | D.L. Ligon Coliseum

West Tex. A&M 75 • 5-0

#	Player	Total			3-Ptr			Rebounds			PF	TP	A	TO	Blk	Stl	Min
		FG-FGA	FG-FGA	FT-FTA	FG-FGA	FG-FGA	FT-FTA	Off	Def	Tot							
01	Derrick Geddis	g	4-8	0-1	1-2	2	1	3	4	9	0	0	1	3	24		
02	Qua Grant	g	8-18	0-4	6-8	1	6	7	2	22	0	2	1	4	32		
04	Jon'll Fugett	g	2-7	0-1	3-4	1	3	4	4	7	4	1	0	0	32		
12	Eric Mosley	g	2-4	1-3	0-0	2	2	4	2	5	0	0	0	1	15		
13	Joel Murray	g	4-14	1-4	8-8	3	6	9	2	17	3	4	0	2	37		
00	John Brown	g	2-4	0-0	2-2	4	2	6	1	6	1	1	0	0	16		
03	J.T. Warren	g	0-0	0-0	0-0	0	0	0	0	0	0	0	0	0	3		
05	Jordan Collins	g	0-2	0-2	0-0	0	2	2	0	0	1	1	0	0	12		
14	Zach Toussaint	g	3-5	3-5	0-0	0	3	3	0	9	0	0	0	0	26		
23	Hayden Blankley	g	0-0	0-0	0-0	0	0	0	0	0	0	0	0	0	2		
	Team					0	1	1									
Totals			25-62	5-20	20-24	13	26	39	15	75	9	10	2	10	199		

FG % 1st Half:	12-34	35.3%	2nd half:	13-28	46.4%	Game:	25-62	40.3%	Deadball Rebounds	1
3FG % 1st Half:	3-13	23.1%	2nd half:	2-7	28.6%	Game:	5-20	25.0%		
FT % 1st Half:	5-7	71.4%	2nd half:	15-17	88.2%	Game:	20-24	83.3%		

Midwestern State 64 • 0-3

#	Player	Total			3-Ptr			Rebounds			PF	TP	A	TO	Blk	Stl	Min
		FG-FGA	FG-FGA	FT-FTA	FG-FGA	FG-FGA	FT-FTA	Off	Def	Tot							
04	Jalin Brown	f	1-4	0-0	0-0	1	7	8	4	2	1	4	0	0	11		
02	Trae Jones	g	0-4	0-3	0-0	0	4	4	3	0	1	2	0	0	28		
03	Darius Thompson	g	6-11	2-5	0-3	1	0	1	3	14	4	3	0	1	30		
05	Reggie Rivera	g	3-5	1-1	0-0	2	2	4	1	7	0	0	0	0	21		
13	D'monta Harris	g	5-12	2-6	3-3	2	6	8	0	15	2	1	0	1	28		
00	Daniel Mosley	g	0-0	0-0	0-0	0	0	0	2	0	0	1	0	0	4		
10	Derrick Herrick	g	1-2	0-0	0-0	0	2	2	1	2	0	0	0	0	13		
12	Ben Davis II	g	1-5	0-2	0-0	1	0	1	0	2	0	1	0	1	9		
15	Ola Ayodele	g	3-5	0-0	0-0	0	1	1	2	6	1	1	0	0	13		
22	John Weger	g	1-1	0-0	0-1	1	2	3	2	2	1	1	0	0	13		
23	Evan McCarthy	g	5-8	3-4	1-2	0	2	2	4	14	0	3	0	1	26		
	Team					1	1	2									
Totals			26-57	8-21	4-9	9	27	36	22	64	10	17	0	4	200		

FG % 1st Half:	10-25	40.0%	2nd half:	16-32	50.0%	Game:	26-57	45.6%	Deadball Rebounds	1
3FG % 1st Half:	4-10	40.0%	2nd half:	4-11	36.4%	Game:	8-21	38.1%		
FT % 1st Half:	0-4	0.0%	2nd half:	4-5	80.0%	Game:	4-9	44.4%		

Officials: Tommy Johnson, Darron George, K.C. Ely
 Technical fouls: West Tex. A&M-None. Midwestern State-None.
 Attendance: 1287

Score by periods	1st	2nd	Total
West Tex. A&M	32	43	75
Midwestern State	24	40	64



6

#5 WEST TEXAS A&M 93, EASTERN NEW MEXICO 78

Nov. 23, 2019 | Canyon, Texas | First United Bank Center

Eastern N.M. 78 • 0-4,0-1 Lone Sta

#	Player	Total			3-Ptr			Rebounds			PF	TP	A	TO	Blk	Stl	Min
		FG-FGA	FG-FGA	FT-FTA	FG-FGA	FG-FGA	FT-FTA	Off	Def	Tot							
14	Marvin Mapaga	f	2-3	0-0	1-3	1	2	3	5	5	0	4	0	1	11		
24	Yosnier Cobas	f	2-2	0-0	5-6	2	9	11	3	9	0	4	4	0	27		
05	Isaiah Murphy	g	1-3	0-1	0-2	1	1	2	4	2	0	3	0	1	29		
10	Devin Pullum	g	4-10	3-6	5-8	0	7	7	2	16	2	5	1	0	34		
21	Ibn Zaid	g	4-7	1-1	1-2	1	0	1	4	10	2	2	0	1	19		
00	Jose Serrano	g	2-5	0-0	0-0	2	2	4	4	2	2	0	0	0	13		
01	Brandon Meadows	g	2-5	2-2	1-2	3	1	4	1	7	2	5	1	0	13		
02	Garrick Sherrad	g	0-1	0-0	0-0	0	0	0	2	0	0	1	0	1	8		
04	Darius Sawyer	g	2-3	0-0	5-6	0	3	3	2	9	1	2	0	0	23		
11	Nicolas Matheus	g	0-0	0-0	0-0	0	0	0	0	0	0	0	0	1	1		
20	Deng Kuany	g	4-7	1-2	3-3	1	4	5	4	12	0	1	0	0	21		
25	Mathew Mazique	g	1-3	0-1	2-2	0	1	1	0	4	0	0	0	1	16		
	Team					0	0	0									
Totals			24-49	7-13	23-34	9	30	39	31	78	9	29	6	5	200		

FG % 1st Half:	12-25	48.0%	2nd half:	12-24	50.0%	Game:	24-49	49.0%	Deadball Rebounds	4
3FG % 1st Half:	5-8	62.5%	2nd half:	2-5	40.0%	Game:	7-13	53.8%		
FT % 1st Half:	7-9	77.8%	2nd half:	16-25	64.0%	Game:	23-34	67.6%		

West Tex. A&M 93 • 6-0,1-0 Lone Sta

#	Player	Total			3-Ptr			Rebounds			PF	TP	A	TO	Blk	Stl	Min
		FG-FGA	FG-FGA	FT-FTA	FG-FGA	FG-FGA	FT-FTA	Off	Def	Tot							
01	Derrick Geddis	g	1-4	0-0	2-4	4	4	8	2	4	1	1	0	1	24		
02	Qua Grant	g	8-15	2-5	9-11	1	4	5	1	27	4	3	0	7	34		
04	Jon'll Fugett	g	5-12	1-5	3-4	1	1	2	4	14	7	3	0	3	31		
12	Eric Mosley	g	2-5	1-4	0-1	1	2	3	4	5	0	1	0	0	14		
13	Joel Murray	g	7-13	3-6	5-6	2	2	4	1	22	3	2	2	2	31		
00	John Brown	g	3-6	0-0	3-7	2	5	7	5	9	0	0	0	0	15		
03	JT Warren	g	0-0	0-0	0-0	0	1	1	2	0	0	0	0	0	3		
05	Jordan Collins	g	1-5	0-3	2-3	1	1	2	0	4	0	1	0	0	24		
14	Zach Toussaint	g	2-4	2-4	0-0	1	1	2	1	6	0	4	0	0	14		
23	Hayden Blankley	g	1-2	0-1	0-1	0	1	1	5	2	0	2	0	0	8		
44	Ty Bryant	g	0-0	0-0	0-0	0	0	0	0	0	0	0	0	0	2		
	Team					0	0	0									
Totals			30-66	9-28	24-37	13	22	35	25	93	15	17	0	13	200		

FG % 1st Half:	18-38	47.4%	2nd half:	12-28	42.9%	Game:	30-66	45.5%	Deadball Rebounds	6,1
3FG % 1st Half:	6-17	35.3%	2nd half:	3-11	27.3%	Game:	9-28	32.1%		
FT % 1st Half:	7-13	53.8%	2nd half:	17-24	70.8%	Game:	24-37	64.9%		

Officials: Demond Thomas, John Schoepf, Mike Yell
 Technical fouls: Eastern N.M.-None. West Tex. A&M-None.
 Attendance: 1013
 2019-20 Men's Basketball. Round: 0. Eastern N.M. vs West Tex. A&M. Played at

Score by periods	1st	2nd	Total
Eastern N.M.	36	42	78
West Tex. A&M	49	44	93

7

#5 WEST TEXAS A&M 124, OKLA. PANHANDLE STATE 70

Nov. 29, 2019 | Canyon, Texas | First United Bank Center

Okla. Panhandle 70 • 0-1

#	Player	Total			3-Ptr			Rebounds			PF	TP	A	TO	Blk	Stl	Min
		FG-FGA	FG-FGA	FT-FTA	FG-FGA	FG-FGA	FT-FTA	Off	Def	Tot							
00	DK Sumo	*	3-5	0-1	1-2	0	2	2	2	7	4	3	0	1	30		
04	Auston Chatman	*	2-10	0-2	2-3	1	5	6	0	6	3	4	1	3	28		
05	Jalen Williams	*	3-8	0-0	3-6	0	0	0	2	9	0	2	0	1	29		
10	Maurice Waters	*	5-12	0-2	3-5	0	9	9	3	13	1	3	0	0	24		
22	Daniel Holyfield	*	3-4	0-0	0-0	1	0	1	5	6	0	4	0	0	16		
03	Terrance Gibbons	*	6-15	0-0	2-4	2	5	7	2	14	0	2	0	0	24		
14	Tristan Womble	*	2-6	0-3	0-0	0	1	1	3	4	1	1	0	1	21		
15	Brett Williams	*	0-0	0-0	1-2	0	1	1	2	1	0	5	0	0	12		
24	Quentin Fankhouser	*	3-4	0-0	4-5	3	2	5	4	10	0	3	0	0	16		
	Team					6	1	7									
Totals			27-64	0-8	16-27	13	26	39	23	70	9	27	1	6	200		

FG % 1st Half:	13-29	44.8%	2nd half:	14-35	40.0%	Game:	27-64	42.2%	Deadball Rebounds	5
3FG % 1st Half:	0-5	0.0%	2nd half:	0-3	0.0%	Game:	0-8	0.0%		

#5 WEST TEXAS A&M 120, UNIV. OF THE SOUTHWEST 70
Nov. 30, 2019 | Canyon, Texas | First United Bank Center

Southwest (NM) 70 • 0-5

#	Player	Total			3-Ptr			Rebounds			PF	TP	A	TO	Blk	Stl	Min
		FG-FGA	FG-FGA	FT-FTA	FG-FGA	FG-FGA	FT-FTA	Off	Def	Tot							
00	Joshua Harris	6-9	0-0	0-0	2	6	8	3	12	1	4	3	0	0	28		
04	Cortez Williams Jr.	2-3	0-0	2-2	1	0	1	3	6	1	3	0	0	17			
21	Thurbil Bile	6-7	0-0	0-0	3	4	7	2	12	0	1	2	1	25			
32	Alex Pena	1-8	0-5	2-2	2	5	7	4	4	1	3	0	1	24			
01	Akeem Black	2-12	0-3	5-6	1	3	4	3	9	3	4	0	0	30			
02	Nathaniel White	3-9	1-3	1-2	1	0	1	1	8	1	5	1	0	16			
10	Jaylen Taulton	0-1	0-1	0-0	0	1	1	0	0	0	0	0	0	10			
11	Ajibola Koko	1-2	0-0	2-2	0	0	0	1	4	0	1	0	0	7			
25	Hunter Metteauer	3-9	1-3	0-0	1	2	3	3	7	2	1	1	0	15			
33	Ethan-James Laudato	1-1	0-0	0-0	0	0	0	1	2	0	0	0	0	8			
34	Tyler Watkins	2-7	0-1	2-2	2	3	5	4	6	1	4	0	1	20			
	Team				2	1	3										
Totals		27-68	2-16	14-16	15	25	40	25	70	10	26	7	3	200			
FG % 1st Half:		14-34	41.2%	2nd half:	13-34	38.2%	Game:	27-68	39.7%	Deadball Rebounds 2.2							
3FG % 1st Half:		1-9	11.1%	2nd half:	1-7	14.3%	Game:	2-16	12.5%								
FT % 1st Half:		5-6	83.3%	2nd half:	9-10	90.0%	Game:	14-16	87.5%								

West Tex. A&M 120 • 8-0, 1-0 Lone Sta

#	Player	Total			3-Ptr			Rebounds			PF	TP	A	TO	Blk	Stl	Min
		FG-FGA	FG-FGA	FT-FTA	FG-FGA	FG-FGA	FT-FTA	Off	Def	Tot							
01	Derrick Geddis	2-6	0-1	3-4	3	4	7	1	7	2	0	0	0	0	21		
02	Qua Grant	9-17	2-5	7-7	0	5	5	2	27	4	2	0	5	24			
04	Jon'il Fugett	4-7	2-3	5-6	1	1	2	3	15	2	1	0	2	24			
12	Eric Mosley	5-7	4-6	0-0	0	4	4	1	14	1	1	0	1	21			
13	Joel Murray	3-6	2-3	7-8	0	3	3	2	15	3	0	0	1	18			
00	John Brown	4-4	0-0	1-2	1	1	2	1	9	1	1	0	1	13			
03	JT Warren	1-3	1-3	0-0	0	1	1	4	3	2	2	0	2	16			
05	Jordan Collins	0-3	0-3	0-0	0	3	3	2	0	3	0	0	0	18			
11	Kavon Booker	2-4	0-0	0-0	0	2	2	0	4	1	1	0	1	6			
14	Zach Toussaint	3-9	2-6	0-0	2	0	2	2	8	0	0	0	1	15			
20	Jake Gerber	2-2	1-1	0-0	0	0	0	1	5	1	0	0	0	7			
23	Hayden Blankley	5-7	3-3	0-1	1	2	3	0	13	1	1	0	1	11			
44	Ty Bryant	0-1	0-0	0-2	1	0	1	0	0	0	0	0	0	6			
	Team				2	0	2										
Totals		40-76	17-34	23-30	11	26	37	19	120	21	9	0	15	200			
FG % 1st Half:		15-35	42.9%	2nd half:	25-41	61.0%	Game:	40-76	52.6%	Deadball Rebounds 5							
3FG % 1st Half:		7-19	36.8%	2nd half:	10-15	66.7%	Game:	17-34	50.0%								
FT % 1st Half:		18-19	94.7%	2nd half:	5-11	45.5%	Game:	23-30	76.7%								

Officials: Nick Alwood, Kevin McGill, Tommy Johnson
Technical fouls: Southwest (NM)-None, West Tex. A&M-None.
Attendance: 998
2019-20 Men's Basketball. Round: 0. West Tex. A&M vs Southwest (NM). Played at

Score by periods	1st	2nd	Total
Southwest (NM)	34	36	70
West Tex. A&M	55	65	120



#5 WEST TEXAS A&M 94, OKLAHOMA CITY 62
Dec. 6, 2019 | Canyon, Texas | First United Bank Center

Oklahoma City 62 • 0-1

#	Player	Total			3-Ptr			Rebounds			PF	TP	A	TO	Blk	Stl	Min
		FG-FGA	FG-FGA	FT-FTA	FG-FGA	FG-FGA	FT-FTA	Off	Def	Tot							
01	Kealon Clayborne	0-1	0-0	0-0	0	0	0	0	0	0	0	0	2	0	0	1	9
02	Rashaun Coleman	3-6	1-1	6-8	0	2	2	1	13	3	2	0	0	34			
21	Darnon Willes	2-4	0-2	2-2	0	2	2	4	6	1	3	0	1	23			
22	Eric Wattree	1-3	1-3	0-0	0	3	3	5	3	0	1	1	0	17			
23	Anthony Davis	2-6	0-2	4-6	0	2	2	1	8	1	2	0	0	14			
04	Curtis Osceola	1-3	1-2	0-0	0	0	0	0	3	1	2	0	1	14			
05	PJ Croome	4-6	2-3	1-2	0	1	1	1	11	2	0	0	1	31			
10	Ryan Lesteh	0-0	0-0	0-0	0	0	0	0	0	0	0	0	0	4			
13	Eddie Smith	0-4	0-4	0-0	0	0	0	1	0	1	4	0	0	9			
15	Elie Ghomsi	4-9	1-3	0-0	2	9	11	3	9	0	0	2	2	16			
34	AJ Cockrell	4-8	0-0	1-5	1	5	6	3	9	0	4	0	0	19			
42	Brandon Combs	0-0	0-0	0-0	0	3	3	2	0	1	1	2	0	10			
	Team				1	0	1										
Totals		21-50	6-20	14-23	4	27	31	20	62	12	22	5	5	200			
FG % 1st Half:		11-24	45.8%	2nd half:	10-26	38.5%	Game:	21-50	42.0%	Deadball Rebounds 6.2							
3FG % 1st Half:		2-8	25.0%	2nd half:	4-12	33.3%	Game:	6-20	30.0%								
FT % 1st Half:		5-9	55.6%	2nd half:	9-14	64.3%	Game:	14-23	60.9%								

West Tex. A&M 94 • 9-0, 1-0 Lone Sta

#	Player	Total			3-Ptr			Rebounds			PF	TP	A	TO	Blk	Stl	Min
		FG-FGA	FG-FGA	FT-FTA	FG-FGA	FG-FGA	FT-FTA	Off	Def	Tot							
01	Derrick Geddis	2-3	0-1	3-5	5	2	7	3	7	1	0	1	1	14			
02	Qua Grant	4-9	0-2	2-2	1	3	4	0	10	3	2	0	0	16			
04	Jon'il Fugett	4-10	2-7	1-1	1	2	3	1	11	2	1	0	2	18			
12	Eric Mosley	0-3	0-3	0-0	0	3	3	1	0	0	1	0	1	15			
13	Joel Murray	7-9	2-4	5-5	0	1	1	1	21	4	1	0	1	18			
00	John Brown	1-1	1-1	0-0	0	4	4	1	3	1	0	0	0	15			
03	JT Warren	2-6	2-6	0-0	0	2	2	1	6	0	1	0	0	16			
05	Jordan Collins	3-5	3-5	0-0	0	1	1	3	9	0	3	0	1	17			
11	Kavon Booker	0-3	0-1	0-4	1	2	3	1	0	0	1	2	1	15			
14	Zach Toussaint	5-9	4-7	2-2	0	2	2	1	16	1	1	0	0	19			
20	Jake Gerber	0-3	0-1	0-0	1	0	1	0	0	1	0	1	0	12			
23	Hayden Blankley	4-9	1-2	2-4	3	3	6	2	11	0	2	1	2	17			
44	Ty Bryant	0-0	0-0	0-0	0	1	1	2	0	1	0	0	1	8			
	Team				1	1	2										
Totals		32-70	15-40	15-23	13	27	40	17	94	14	13	5	10	200			
FG % 1st Half:		21-37	56.8%	2nd half:	11-33	33.3%	Game:	32-70	45.7%	Deadball Rebounds 4.1							
3FG % 1st Half:		9-21	42.9%	2nd half:	6-19	31.6%	Game:	15-40	37.5%								
FT % 1st Half:		14-15	93.3%	2nd half:	1-8	12.5%	Game:	15-23	65.2%								

Officials: Tavon White, John Schoepf, Mike Yell
Technical fouls: Oklahoma City-None, West Tex. A&M-None.
Attendance: 3126
2019-20 Men's Basketball. Round: 0. West Tex. A&M vs Oklahoma City. Played at

Score by periods	1st	2nd	Total
Oklahoma City	29	33	62
West Tex. A&M	65	29	94

#12 ST. EDWARD'S 100, #3 WEST TEXAS A&M 87
Dec. 12, 2019 | Austin, Texas | Rec & Convocation Center

West Texas A&M 87 • 9-1 (1-1 LSC)

#	Player	Total			3-Ptr			Rebounds			PF	TP	A	TO	Blk	Stl	Min
		FG-FGA	FG-FGA	FT-FTA	FG-FGA	FG-FGA	FT-FTA	Off	Def	Tot							
01	Geddis, Derrick	3-7	1-2	6-8	4	4	8	1	13	1	2	0	1	30			
02	Grant, Qua	8-19	1-7	11-14	2	5	7	3	28	5	5	0	1	37			
04	Fugett, Jon'il	2-7	1-4	0-0	0	1	1	4	5	3	2	0	2	26			
12	Eric Mosley	2-5	0-3	0-0	1	0	1	5	4	0	0	0	2	14			
13	Joel Murray	5-13	2-5	1-2	0	2	2	2	13	2	6	0	0	35			
00	John Brown	3-3	0-0	0-0	1	1	2	4	6	0	0	1	0	7			
03	Warren, JT	0-0	0-0	0-0	0	1	1	0	0	0	0	0	0	1			
05	Collins, Jordan	1-2	1-2	0-0	1	1	2	4	3	0	1	0	0	21			
11	Kavon Booker	0-0	0-0	0-0	0	1	1	0	0	0	0	0	0	1			
14	Zach Toussaint	4-5	2-3	0-0	0	0	0	0	10	0	2	0	0	19			
20	Jake Gerber	1-2	0-1	0-0	0	1	1	0	2	1	0	0	1	3			
23	Hayden Blankley	1-1	0-0	1-2	1	1	2	2	3	1	2	0	0	6			
	Team				3												

West Tex. A&M 96 • 10-1,2-1 Lone St

Table with columns: #, Player, FG-FGA, 3-Ptr, FT-FTA, Rebounds, PF, TP, A TO Bk Stl, Min. Includes player stats for Derrick Geddis, Qua Grant, etc.

Summary statistics for West Tex. A&M 96: FG % 1st Half: 21-34 61.8%, 2nd half: 20-34 58.8%, Game: 41-68 60.3%

St. Mary's (TX) 77 • 5-5,2-2 Lone St

Table with columns: #, Player, FG-FGA, 3-Ptr, FT-FTA, Rebounds, PF, TP, A TO Bk Stl, Min. Includes player stats for Emmanuel Ewuzie, Matej Gaspert, etc.

Summary statistics for St. Mary's (TX) 77: FG % 1st Half: 11-28 39.3%, 2nd half: 16-29 55.2%, Game: 27-57 47.4%

Officials: Kevin McGill, Malcolm Freeman, Ruben Ramos

Technical fouls: West Tex. A&M-None. St. Mary's (TX)-None.

Attendance: 226

2019-20 Men's Basketball, Round: 0. St. Mary's (TX) vs West Tex. A&M. Played at

Score by periods table for West Tex. A&M vs St. Mary's (TX)

Ark.-Fort Smith 56 • 5-6,1-4 Lone St

Table with columns: #, Player, FG-FGA, 3-Ptr, FT-FTA, Rebounds, PF, TP, A TO Bk Stl, Min. Includes player stats for Chris Rollins, Matt Morgan, etc.

Summary statistics for Ark.-Fort Smith 56: FG % 1st Half: 8-21 38.1%, 2nd half: 10-19 52.6%, Game: 18-40 45.0%

West Tex. A&M 84 • 12-1,4-1 Lone St

Table with columns: #, Player, FG-FGA, 3-Ptr, FT-FTA, Rebounds, PF, TP, A TO Bk Stl, Min. Includes player stats for Derrick Geddis, Qua Grant, etc.

Summary statistics for West Tex. A&M 84: FG % 1st Half: 17-35 48.6%, 2nd half: 13-25 52.0%, Game: 30-60 50.0%

Officials: John Schoeff, Frank Judge, Tommie Johnson

Technical fouls: Ark.-Fort Smith-TEAM. West Tex. A&M-None.

Attendance: 945

2019-20 Men's Basketball, Round: 0. Ark.-Fort Smith vs West Tex. A&M. Played at

Score by periods table for West Tex. A&M vs Ark.-Fort Smith

Okl. Christian 65 • 3-5,2-2 Lone St

Table with columns: #, Player, FG-FGA, 3-Ptr, FT-FTA, Rebounds, PF, TP, A TO Bk Stl, Min. Includes player stats for Dedrian Parmer Jr., Will Lienhard, etc.

Summary statistics for Okla. Christian 65: FG % 1st Half: 12-25 48.0%, 2nd half: 11-22 50.0%, Game: 23-47 48.9%

West Tex. A&M 81 • 11-1,3-1 Lone St

Table with columns: #, Player, FG-FGA, 3-Ptr, FT-FTA, Rebounds, PF, TP, A TO Bk Stl, Min. Includes player stats for Derrick Geddis, Qua Grant, etc.

Summary statistics for West Tex. A&M 81: FG % 1st Half: 9-34 26.5%, 2nd half: 19-32 59.4%, Game: 28-66 42.4%

Officials: Jason Walker, Marcus Hawkins, Nick Atwood

Technical fouls: Okla. Christian-None. West Tex. A&M-None.

Attendance: 963

2019-20 Men's Basketball, Round: 0. Okla. Christian vs West Tex. A&M. Played at

Score by periods table for Okla. Christian vs West Tex. A&M

West Texas A&M 76 • 13-1,5-1 Lone St

Table with columns: #, Player, FG-FGA, 3-Ptr, FT-FTA, Rebounds, PF, TP, A TO Bk Stl, Min. Includes player stats for Derrick Geddis, Qua Grant, etc.

Summary statistics for West Texas A&M 76: FG % 1st Half: 16-36 44.4%, 2nd half: 11-31 35.5%, Game: 27-67 40.3%

Eastern N.M. 71 • 3-9,3-3 Lone St

Table with columns: #, Player, FG-FGA, 3-Ptr, FT-FTA, Rebounds, PF, TP, A TO Bk Stl, Min. Includes player stats for Deng Kuany, Yosnier Cobas, etc.

Summary statistics for Eastern N.M. 71: FG % 1st Half: 13-30 43.3%, 2nd half: 14-29 48.3%, Game: 27-59 45.8%

Officials: Leon Lopez, Darron Griffin, Nick Atwood

Technical fouls: West Texas A&M-None. Eastern N.M.-None.

Attendance: 505

2019-20 Men's Basketball, Round: 0. Eastern N.M. vs West Tex. A&M. Played at

Score by periods table for West Texas A&M vs Eastern N.M.

West Tex. A&M 98 • 14-1,6-1 Lone St

#	Player	Total			3-Ptr			Rebounds			PF	TP	A	TO	Bk	Stl	Min
		FG-FGA	FG-FGA	FT-FTA	FG-FGA	FG-FGA	FT-FTA	Off	Def	Tot							
01	Derrick Geddis	g	1-2	0-0	1-2	0	3	3	2	3	2	2	0	1	25		
02	Qua Grant	g	7-17	5-11	5-8	1	4	5	2	24	7	1	0	2	35		
04	Jon'll Fugett	g	2-7	1-5	3-4	2	1	3	3	8	3	4	0	0	24		
12	Eric Mosley	g	4-6	2-3	0-0	1	5	6	3	10	0	1	2	3	23		
13	Joel Murray	g	7-17	2-8	6-8	1	3	4	1	22	5	0	1	4	35		
00	John Brown	g	3-6	0-0	0-0	1	5	6	1	6	0	0	0	0	17		
03	JT Warren	g	0-1	0-1	2-2	1	0	1	1	2	1	0	0	1	3		
05	Jordan Collins	g	4-6	4-6	2-2	1	2	3	2	14	2	1	0	1	21		
14	Zach Toussaint	g	3-5	3-5	0-0	0	0	0	2	9	1	1	0	0	13		
23	Hayden Blankley	g	0-2	0-0	0-0	0	0	0	0	0	0	0	0	0	4		
	Team					5	3	8									
Totals			31-69	17-39	19-26	13	26	39	17	98	21	10	3	12	200		
FG % 1st Half:		16-38	42.1%	2nd half:	15-31	48.4%	Game:	31-69	44.9%					Deadball Rebounds			
3FG % 1st Half:		10-22	45.5%	2nd half:	7-17	41.2%	Game:	17-39	43.6%					4			
FT % 1st Half:		3-4	75.0%	2nd half:	16-22	72.7%	Game:	19-26	73.1%								

Tex. Permian Basin 84 • 11-6,3-4 Lone St

#	Player	Total			3-Ptr			Rebounds			PF	TP	A	TO	Bk	Stl	Min
		FG-FGA	FG-FGA	FT-FTA	FG-FGA	FG-FGA	FT-FTA	Off	Def	Tot							
13	Miles Washington	f	5-9	1-1	1-1	1	7	8	0	12	0	2	2	0	29		
15	Donoven Carlisle	f	3-6	2-4	1-3	0	3	3	4	9	0	1	0	0	24		
02	Pat Dembley	g	4-12	1-5	4-4	0	4	4	1	13	7	9	0	0	36		
05	Elvin Rodriguez	g	5-8	2-4	1-3	1	3	4	3	13	4	3	1	1	26		
10	Isaac Hernandez	g	3-4	3-3	0-0	0	0	0	5	9	2	0	0	0	22		
00	Malik Anderson	g	0-1	0-1	0-0	0	0	0	0	0	0	1	0	0	6		
01	Brandon Deravine	g	1-1	0-0	1-2	1	3	4	1	3	0	1	0	0	7		
03	Fernandez Jones	g	6-9	4-6	2-3	0	1	1	4	18	4	1	0	1	24		
24	Ethan Kieke	g	0-0	0-0	0-0	0	0	0	0	0	0	0	0	0	2		
25	Adam Rivera	g	3-5	1-2	0-0	0	3	3	2	7	1	1	1	0	24		
	Team					0	4	4									
Totals			30-55	14-26	10-16	3	28	31	20	84	18	19	4	2	200		
FG % 1st Half:		13-25	52.0%	2nd half:	17-30	56.7%	Game:	30-55	54.5%					Deadball Rebounds			
3FG % 1st Half:		7-12	58.3%	2nd half:	7-14	50.0%	Game:	14-26	53.8%					2			
FT % 1st Half:		4-7	57.1%	2nd half:	6-9	66.7%	Game:	10-16	62.5%								

Officials: Technical fouls: West Tex. A&M-None. Tex. Permian Basin-None. Attendance: 477
2019-20 Men's Basketball. Round: 0. West Tex. A&M vs West Tex. A&M. Played at Fir

Score by periods	1st	2nd	Total
West Tex. A&M	45	53	98
Tex. Permian Basin	37	47	84

West Tex. A&M 100 • 15-1,7-1 Lone St

#	Player	Total			3-Ptr			Rebounds			PF	TP	A	TO	Bk	Stl	Min
		FG-FGA	FG-FGA	FT-FTA	FG-FGA	FG-FGA	FT-FTA	Off	Def	Tot							
01	Derrick Geddis	g	7-8	3-3	0-0	3	3	6	3	17	0	1	0	1	19		
02	Qua Grant	g	7-14	0-1	1-6	1	4	5	2	15	5	1	0	1	30		
04	Jon'll Fugett	g	3-6	2-4	0-0	0	2	2	3	8	4	0	0	1	19		
12	Eric Mosley	g	3-8	1-6	2-2	2	3	5	3	9	0	1	2	1	22		
13	Joel Murray	g	5-11	2-3	2-2	0	3	3	1	14	6	0	0	3	31		
00	John Brown	g	2-4	0-0	0-0	1	6	7	0	4	0	0	0	0	17		
03	JT Warren	g	1-3	0-1	0-0	1	0	1	2	2	0	0	0	0	6		
05	Jordan Collins	g	4-8	3-7	3-3	0	4	4	3	14	3	3	0	2	19		
11	Kavon Booker	g	1-1	0-0	0-0	1	0	1	0	2	0	0	0	0	5		
14	Zach Toussaint	g	4-8	2-6	0-0	0	1	1	3	10	1	1	0	0	18		
20	Jake Gerber	g	1-1	0-0	0-0	1	0	1	0	2	0	0	0	0	4		
23	Hayden Blankley	g	0-2	0-1	0-0	0	3	3	0	2	2	0	0	0	7		
25	Marshal Johnson	g	0-0	0-0	0-0	0	0	0	0	0	0	0	0	0	1		
44	Ty Bryant	g	1-1	1-1	0-0	0	0	0	0	3	0	0	0	0	2		
	Team					0	0	0									
Totals			39-75	14-33	8-13	10	29	39	20	100	21	9	2	9	200		
FG % 1st Half:		17-37	45.9%	2nd half:	22-38	57.9%	Game:	39-75	52.0%					Deadball Rebounds			
3FG % 1st Half:		6-16	37.5%	2nd half:	8-17	47.1%	Game:	14-33	42.4%					2.1			
FT % 1st Half:		5-8	62.5%	2nd half:	3-5	60.0%	Game:	8-13	61.5%								

Western N.M. 79 • 3-12,2-6 Lone St

#	Player	Total			3-Ptr			Rebounds			PF	TP	A	TO	Bk	Stl	Min
		FG-FGA	FG-FGA	FT-FTA	FG-FGA	FG-FGA	FT-FTA	Off	Def	Tot							
01	Amarion Cash	g	2-4	2-3	1-2	1	5	6	2	7	1	1	0	0	31		
03	Malik Sanders	g	10-17	1-4	0-0	0	2	2	3	21	8	8	0	0	37		
12	Elijah Hollifield	g	8-16	4-5	0-0	2	7	9	3	20	1	0	2	0	25		
14	CJ Vanbeekum	g	4-9	1-2	3-7	1	7	8	3	12	0	1	0	0	31		
32	Eddie Giron	g	1-5	0-1	2-2	2	1	3	2	4	1	1	1	0	26		
11	Andrew Leonard	g	2-6	1-4	2-2	0	1	1	0	7	2	0	0	1	20		
21	George Mosialos	g	1-3	0-1	0-0	0	0	0	2	2	0	4	1	0	16		
34	Rodney Simon	g	3-6	0-0	0-0	0	4	4	1	6	1	1	0	0	14		
	Team					0	0	0									
Totals			31-66	9-20	8-13	6	27	33	16	79	14	16	4	1	200		
FG % 1st Half:		14-33	42.4%	2nd half:	17-33	51.5%	Game:	31-66	47.0%					Deadball Rebounds			
3FG % 1st Half:		5-10	50.0%	2nd half:	4-10	40.0%	Game:	9-20	45.0%					2			
FT % 1st Half:		3-5	60.0%	2nd half:	5-8	62.5%	Game:	8-13	61.5%					4.2			

Officials: Technical fouls: West Tex. A&M-None. Western N.M.-None. Attendance: 270
2019-20 Men's Basketball. Round: 0. West Tex. A&M vs Western N.M. Played at D

Score by periods	1st	2nd	Total
West Tex. A&M	45	55	100
Western N.M.	36	43	79

Angelo St. 73 • 10-3,6-3 Lone St

#	Player	Total			3-Ptr			Rebounds			PF	TP	A	TO	Bk	Stl	Min
		FG-FGA	FG-FGA	FT-FTA	FG-FGA	FG-FGA	FT-FTA	Off	Def	Tot							
11	Andres Ibarguen	f	11-12	0-0	5-7	3	5	8	2	27	0	3	2	1	28		
12	Marcel Pettway	f	1-2	0-0	0-0	0	0	0	2	2	0	3	0	2	16		
03	Jeremy Hayes	g	6-16	1-6	2-4	0	5	5	2	15	2	6	0	0	33		
10	Paul Williams	g	1-8	0-3	2-3	1	2	3	4	4	2	4	0	1	29		
23	Collin Turner	g	4-6	1-1	5-8	1	3	4	5	14	2	5	0	0	30		
02	Camron Reedus	g	3-6	1-2	2-5	0	4	4	2	9	3	2	0	1	26		
04	Ronald Bell	g	0-5	0-3	0-0	0	7	7	5	0	0	3	0	0	15		
05	Burone Edwards	g	0-3	0-1	0-1	1	3	4	0	0	1	0	2	1	14		
21	Salisu Yahaya	g	0-1	0-1	0-0	0	2	2	0	0	0	0	0	0	4		
32	RJ Gladney	g	1-1	0-0	0-0	0	2	2	3	2	0	0	0	0	5		
	Team					3	2	5									
Totals			27-60	3-17	16-28	9	35	44	25	73	10	26	4	6	200		
FG % 1st Half:		16-33	48.5%	2nd half:	11-27	40.7%	Game:	27-60	45.0%					Deadball Rebounds			
3FG % 1st Half:		3-9	33.3%	2nd half:	0-8	0.0%	Game:	3-17	17.6%					3			
FT % 1st Half:		2-6	33.3%	2nd half:	14-22	63.6%	Game:	16-28									



19 #4 WEST TEXAS A&M 75, TEXAS A&M-KINGSVILLE 64

Jan. 23, 2020 | Kingsville, Texas | Steinke Center

West Tex. A&M 75 • 18-1,10-1 Lone S

#	Player	g	Total			3-Ptr			Rebounds			PF	TP	A	TO	Blk	Stl	Min
			FG-FGA	FG-FGA	FT-FTA	Off	Def	Tot	Off	Def	Tot							
01	Derrick Geddis	g	3-4	1-1	4-4	3	3	6	3	11	0	0	0	1	20			
02	Qua Grant	g	9-18	4-7	6-6	1	5	6	4	28	1	5	0	4	35			
04	Jon'll Fugett	g	0-2	0-1	2-2	0	0	0	4	2	0	2	0	0	19			
12	Eric Mosley	g	0-2	0-1	1-3	3	6	9	3	1	2	1	2	1	24			
13	Joel Murray	g	4-12	1-6	6-9	0	3	2	15	6	5	0	3	35				
00	John Brown	g	4-5	0-0	1-2	0	4	4	9	0	1	0	0	13				
03	JT Warren	g	2-4	2-4	0-0	0	0	0	6	0	0	1	0	16				
05	Jordan Collins	g	1-6	1-5	0-0	0	0	0	1	3	1	0	0	24				
11	Kavon Booker	g	0-0	0-0	0-0	0	0	0	0	0	0	0	0	0+				
14	Zach Toussaint	g	0-2	0-2	0-0	0	3	3	1	0	1	0	0	11				
20	Jake Gerber	g	0-0	0-0	0-0	0	0	0	0	0	0	0	0	0+				
23	Hayden Blankley	g	0-0	0-0	0-0	0	0	0	0	0	0	0	0	3				
	Team					0	0	0										
	Totals		23-55	9-27	20-26	7	24	31	22	75	11	15	3	9	200			
	FG % 1st Half:	12:27	44.4%	2nd half:	11:28	39.3%	Game:	23:55	41.8%						Deadball			
	3FG % 1st Half:	5-17	29.4%	2nd half:	4-10	40.0%	Game:	9-27	33.3%						Rebounds			
	FT % 1st Half:	6-9	66.7%	2nd half:	14-17	82.4%	Game:	20-26	76.9%						3.2			

Tex. A&M-Kingsville 64 • 13-5,9-3 Lone St

#	Player	f	Total			3-Ptr			Rebounds			PF	TP	A	TO	Blk	Stl	Min
			FG-FGA	FG-FGA	FT-FTA	Off	Def	Tot	Off	Def	Tot							
01	Daniel Severo	f	2-3	1-1	2-2	0	3	3	4	7	1	3	0	0	8			
12	Will Chayer	f	0-4	0-1	3-5	0	1	1	3	3	1	2	0	0	22			
04	John Mouton	g	5-14	1-4	0-0	1	8	9	2	11	1	3	1	2	35			
10	Chauncey Thomas	g	2-5	0-0	1-2	0	1	1	0	5	1	3	0	1	21			
23	Tre Flowers	g	3-9	1-6	0-2	0	2	2	2	7	0	1	1	1	34			
00	Dayante McClellan	g	4-4	0-0	0-0	2	4	6	1	8	0	0	0	0	23			
02	Creighton Avery	g	6-6	0-0	2-2	0	1	1	1	14	4	1	0	1	19			
03	Rashon Thomas	g	2-5	0-2	1-1	0	1	1	4	5	0	1	1	1	13			
21	Jamell Bradley	g	1-3	0-1	0-0	0	3	3	3	2	2	3	0	0	13			
33	Wellington Stovall	g	0-0	0-0	0-0	0	0	0	1	0	0	0	0	0	1			
55	John Guerra	g	1-1	0-0	0-0	0	1	1	3	2	0	0	0	0	11			
	Team					0	0	0										
	Totals		26-54	3-15	9-14	3	25	28	24	64	10	17	3	6	200			
	FG % 1st Half:	11:26	42.3%	2nd half:	15:28	53.6%	Game:	26-54	48.1%						Deadball			
	3FG % 1st Half:	2-8	25.0%	2nd half:	1-7	14.3%	Game:	3-15	20.0%						Rebounds			
	FT % 1st Half:	5-7	71.4%	2nd half:	4-7	57.1%	Game:	9-14	64.3%						4.3			

Officials: Technical fouls: West Tex. A&M-None. Tex. A&M-Kingsville-John Guerra.
Attendance: 1007
2019-20 Men's Basketball. Round: 0. Tex. A&M-Kingsville vs West Tex. A&M. Play

Score by periods	1st	2nd	Total
West Tex. A&M	35	40	75
Tex. A&M-Kingsville	29	35	64

20 #4 WEST TEXAS A&M 64, TEXAS A&M INTERNATIONAL 54

Jan. 25, 2020 | Laredo, Texas | The KCB

West Tex. A&M 64 • 19-1,11-1 Lone S

#	Player	g	Total			3-Ptr			Rebounds			PF	TP	A	TO	Blk	Stl	Min
			FG-FGA	FG-FGA	FT-FTA	Off	Def	Tot	Off	Def	Tot							
01	Derrick Geddis	g	2-4	0-1	0-0	3	7	10	4	4	1	3	2	1	27			
02	Qua Grant	g	6-16	2-6	5-6	1	8	9	2	19	2	5	0	4	37			
04	Jon'll Fugett	g	4-7	2-4	0-2	0	4	4	1	10	4	5	0	4	30			
12	Eric Mosley	g	1-4	1-3	0-1	0	5	5	1	3	2	0	0	0	30			
13	Joel Murray	g	6-15	1-4	3-5	2	2	4	1	16	1	2	0	1	38			
00	John Brown	g	1-4	0-1	1-2	3	1	4	1	3	1	1	0	0	11			
03	JT Warren	g	1-3	1-3	0-0	0	0	0	1	3	0	0	0	0	5			
05	Jordan Collins	g	2-6	2-6	0-0	0	0	0	0	6	0	0	0	0	16			
14	Zach Toussaint	g	0-2	0-2	0-0	1	1	2	2	0	1	1	0	0	6			
	Team					0	0	0										
	Totals		23-61	9-30	9-16	10	28	38	13	64	12	17	2	10	200			
	FG % 1st Half:	11:35	31.4%	2nd half:	12:26	46.2%	Game:	23-61	37.7%						Deadball			
	3FG % 1st Half:	4-16	25.0%	2nd half:	5-14	35.7%	Game:	9-30	30.0%						Rebounds			
	FT % 1st Half:	3-8	37.5%	2nd half:	6-8	75.0%	Game:	9-16	56.3%						6.4			

Tex. A&M Int'l 54 • 3-16,1-12 Lone S

#	Player	f	Total			3-Ptr			Rebounds			PF	TP	A	TO	Blk	Stl	Min
			FG-FGA	FG-FGA	FT-FTA	Off	Def	Tot	Off	Def	Tot							
12	Tom Higgins	f	5-16	3-9	0-0	3	5	8	1	13	0	5	0	3	36			
40	Caleb Highley	f	7-12	0-0	4-4	2	9	11	3	18	4	2	0	1	23			
13	Matija Novkovic	g	3-7	2-4	0-0	0	2	2	3	8	2	1	0	1	36			
15	Jorge Mejias-Sanchez	g	4-13	3-10	0-0	1	3	4	3	11	2	4	0	2	30			
24	Jacob Pfaffinger	g	0-5	0-3	0-0	1	4	5	3	0	2	1	0	1	22			
01	Adrian Nosa	g	0-0	0-0	0-0	0	0	0	1	0	0	0	0	0	1			
03	Jociah Cruzzi	g	0-1	0-1	0-0	0	0	0	0	0	0	0	0	0	3			
05	Calvin Fugett Jr.	g	1-3	0-1	0-3	0	1	1	1	2	2	3	1	1	20			
11	Darian Gibson	g	1-3	0-1	0-0	0	3	3	1	2	0	1	0	0	29			
	Team					0	0	0										
	Totals		21-60	8-29	4-7	7	27	34	16	54	12	17	1	8	200			
	FG % 1st Half:	8-32	25.0%	2nd half:	13-28	46.4%	Game:	21-60	35.0%						Deadball			
	3FG % 1st Half:	5-15	33.3%	2nd half:	3-14	21.4%	Game:	8-29	27.6%						Rebounds			
	FT % 1st Half:	2-5	40.0%	2nd half:	2-2	100.0%	Game:	4-7	57.1%						4.1			

Officials: Rod Vincent, Scott Johnson, Randal Anders
Technical fouls: West Tex. A&M-None. Tex. A&M Int'l-None.
Attendance: 168
2019-20 Men's Basketball. Round: 0. West Tex. A&M Int'l vs West Tex. A&M. Played at

Score by periods	1st	2nd	Total
West Tex. A&M	29	35	64
Tex. A&M Int'l	23	31	54

21 #3 WEST TEXAS A&M 105, WESTERN NEW MEXICO 81

Jan. 30, 2020 | Canyon, Texas | First United Bank Center

Western N.M. 81 • 4-16,3-8 Lone St

#	Player	g	Total			3-Ptr			Rebounds			PF	TP	A	TO	Blk	Stl	Min
			FG-FGA	FG-FGA	FT-FTA	Off	Def	Tot	Off	Def	Tot							
03	Malik Sanders	g	7-16	4-8	0-1	1	7	8	0	18	2	8	0	1	29			
11	Andrew Leonard	g	1-6	0-2	2-2	0	1	1	1	4	0	0	0	0	17			
12	Elijah Holifield	g	3-9	1-4	2-2	2	3	5	3	9	1	3	3	2	19			
14	CJ Vanbeckum	g	4-7	0-1	1-1	2	3	5	4	9	0	6	0	0	25			
32	Eddie Giron	g	2-6	0-0	0-0	3	6	3	4	1	2	0	1	25				
04	Tony Avalos	g	6-10	1-1	3-4	3	2	5	4	16	2	3	0	1	23			
21	George Mosialos	g	2-5	1-3	0-0	0	1	1	0	5	0	1	0	1	13			
22	Nathan Pelissier	g	0-4	0-2	4-4	1	6	7	0	4	1	2	2	2	20			
30	Ian Hohenstein	g	0-1	0-0	0-0	0	1	1	0	0	0	0	0	0	9			
34	Rodney Simon	g	4-6	0-0	4-7	2	2	4	2	12	0	1	0	0	16			
42	Alfredo Rodriguez	g	0-0	0-0	0-0	0	1	1	1	0	0	1	0	0	4			
	Team					3	2	5										
	Totals		29-70	7-21	16-21	17	32	49	18	81	7	27	5	8	200			
	FG % 1st Half:	13-35	37.1%	2nd half:	16-35	45.7%	Game:	29-70	41.4%						Deadball			
	3FG % 1st Half:	2-8	25.0%	2nd half:	5-13	38.5%	Game:	7-21	33.3%						Rebounds			
	FT % 1st Half:	4-6	66.7%	2nd half:	12-15	80.0%	Game:	16-21	76.2%						2.1			

West Tex. A&M 105 • 20-1,11-1 Lone S

#	Player	g	Total			3-Ptr			Rebounds			PF	TP	A	TO	Blk	Stl	Min
			FG-FGA	FG-FGA	FT-FTA	Off	Def	Tot	Off	Def	Tot							
01	Derrick Geddis	g	6-11	0-3	1-1	3	1	4	2	13	0	0	1	1	16			
02	Qua Grant	g	7-10	2-4	0-4	0	9	9	0	16	2	1	0	1	23			
04	Jon'll Fugett	g	3-8	2-5	4-6	4	2	6	2	12	8	0	0	4	23			
12	Eric Mosley	g	3-8	1-4	0-0	0	3	3	2	7	1	1	1	1	17			
13	Joel Murray	g	3-5	0-1	2-4	1	1	2	3	8	6	4	0	2	22			
00	John Brown	g	5-7	0-1	5-6	0	2	2	4	15	0	0	0	0	14			
03	JT Warren	g	2-7	1-5	0-0	2	2	4	1	5	0	1	0	0	10			
05	Jordan Collins	g	1-7	1-6	0-0	1	1	2	0	3	2	1	0	1	18			
11	Kavon Booker	g	2-2															

#4 WEST TEXAS A&M 111, UT PERMIAN BASIN 78

Feb. 1, 2020 | Canyon, Texas | First United Bank Center

Tex. Permian Basin 78 • 14-10,6-8 Lone S

#	Player	Total			3-Ptr			Rebounds			PF	TP	A	TO	Blk	Stl	Min
		FG-FGA	FG-FGA	FT-FTA	FG-FGA	FG-FGA	FT-FTA	Off	Def	Tot							
13	Miles Washington	f	4-8	0-0	2-4	1	7	8	2	10	1	1	1	0	0	24	
15	Donovan Carlisle	f	2-4	0-0	0-0	1	2	3	3	4	2	0	2	1	24		
00	Malik Anderson	g	0-0	0-0	0-0	0	4	4	2	0	0	2	0	0	11		
02	Pat Dembley	g	6-13	0-5	6-6	0	1	1	1	18	3	8	0	0	31		
03	Fernandez Jones	g	3-6	0-2	0-0	0	0	0	3	6	0	4	0	0	28		
04	Deaunte Lee	g	2-4	0-2	2-3	0	0	0	4	6	0	1	1	0	10		
05	Elvin Rodriguez	g	5-7	0-1	2-4	1	0	1	0	12	0	2	0	1	20		
11	Carson Newsome	g	4-8	1-2	4-5	1	4	5	2	13	0	4	0	0	16		
14	Cale Danielson	g	0-0	0-0	0-0	0	0	0	0	0	0	0	0	0	4		
24	Ethan Kieke	g	1-1	0-0	0-0	0	0	0	1	2	0	0	2	0	7		
25	Adam Rivera	g	1-3	1-3	4-4	2	6	8	2	7	0	1	1	0	25		
Team						1	1	2									
Totals			28-54	2-15	20-26	7	25	32	20	78	6	23	7	2	200		
FG % 1st Half:		16-27	59.3%	2nd half:	12-27	44.4%	Game:		28-54	51.9%	Deadball						
3FG % 1st Half:		1-6	16.7%	2nd half:	1-9	11.1%	Game:		2-15	13.3%	Rebounds		1				
FT % 1st Half:		6-10	60.0%	2nd half:	14-16	87.5%	Game:		20-26	76.9%							

West Tex. A&M 111 • 21-1,12-1 Lone S

#	Player	Total			3-Ptr			Rebounds			PF	TP	A	TO	Blk	Stl	Min
		FG-FGA	FG-FGA	FT-FTA	FG-FGA	FG-FGA	FT-FTA	Off	Def	Tot							
01	Derrick Geddis	g	6-9	0-0	1-2	2	2	4	2	13	2	1	0	1	21		
02	Qua Grant	g	10-17	1-6	4-6	1	9	10	0	25	3	3	0	1	28		
04	Jon'll Fugett	g	2-4	0-2	1-2	2	1	3	3	5	5	0	0	1	26		
12	Eric Mosley	g	4-6	0-1	3-3	4	2	6	1	11	2	0	2	1	23		
13	Joel Murray	g	11-20	6-12	4-4	0	2	2	1	32	6	0	0	4	31		
00	John Brown	g	0-1	0-0	2-2	0	2	2	1	2	0	0	0	0	6		
03	JT Warren	g	1-2	0-1	0-0	0	1	1	2	2	2	1	0	0	6		
05	Jordan Collins	g	3-5	3-5	0-0	0	0	0	5	9	3	0	0	2	17		
11	Kavon Booker	g	1-5	0-0	0-0	2	1	3	1	2	0	0	0	0	7		
14	Zach Toussaint	g	2-7	2-6	0-0	1	2	3	0	6	2	0	0	0	16		
20	Jake Gerber	g	1-2	0-0	0-1	2	0	2	0	2	0	2	0	0	5		
23	Hayden Blankley	g	0-0	0-0	2-2	0	1	1	0	2	0	0	0	0	5		
25	Marshal Johnson	g	0-0	0-0	0-0	0	0	0	0	0	0	1	0	0	5		
44	Ty Bryant	g	0-0	0-0	0-0	0	0	0	2	0	0	1	0	0	4		
Team						1	1	2									
Totals			41-78	12-33	17-22	15	24	39	18	111	25	9	2	10	200		
FG % 1st Half:		23-39	59.0%	2nd half:	18-39	46.2%	Game:		41-78	52.6%	Deadball						
3FG % 1st Half:		7-19	36.8%	2nd half:	5-14	35.7%	Game:		12-33	36.4%	Rebounds		2				
FT % 1st Half:		0-1	0.0%	2nd half:	17-21	81.0%	Game:		17-22	77.3%							

Officials: Derrick Barnes, DeMond Thomas, Ryan Schneider
 Technical fouls: Tex. Permian Basin-Fernandez Jones, West Tex. A&M-Qua Grant
 Attendance: 1456
 2019-20 Men's Basketball, Round: 0, Tex. Permian Basin vs West Tex. A&M, Played

Score by periods	1st	2nd	Total
Tex. Permian Basin	39	39	78
West Tex. A&M	53	58	111



#3 WEST TEXAS A&M 72, LUBBOCK CHRISTIAN 67

Feb. 6, 2020 | Lubbock, Texas | Rip Griffin Center

West Tex. A&M 72 • 22-1,14-1 Lone S

#	Player	Total			3-Ptr			Rebounds			PF	TP	A	TO	Blk	Stl	Min
		FG-FGA	FG-FGA	FT-FTA	FG-FGA	FG-FGA	FT-FTA	Off	Def	Tot							
01	Derrick Geddis	g	3-5	1-1	0-0	0	5	5	2	7	0	0	0	0	27		
02	Qua Grant	g	2-9	1-3	1-3	0	4	4	3	6	5	4	0	0	38		
04	Jon'll Fugett	g	4-8	2-4	2-3	2	2	4	2	12	4	1	0	0	24		
12	Eric Mosley	g	5-10	5-10	0-0	1	9	10	3	15	0	0	1	1	31		
13	Joel Murray	g	7-17	3-10	6-6	1	2	3	4	23	3	6	0	1	36		
00	John Brown	g	0-0	0-0	0-0	0	2	2	0	1	0	0	0	0	6		
03	JT Warren	g	0-1	0-1	0-0	0	0	0	1	0	1	0	0	0	2		
05	Jordan Collins	g	0-3	0-2	0-0	0	2	2	0	0	1	0	0	0	12		
14	Zach Toussaint	g	3-6	3-5	0-0	0	2	2	2	9	0	0	0	1	24		
Team						0	0	0									
Totals			24-59	15-36	9-12	4	28	32	19	72	15	11	1	3	200		
FG % 1st Half:		14-32	43.8%	2nd half:	10-27	37.0%	Game:		24-59	40.7%	Deadball						
3FG % 1st Half:		10-22	45.5%	2nd half:	5-14	35.7%	Game:		15-36	41.7%	Rebounds		3.1				
FT % 1st Half:		2-4	50.0%	2nd half:	7-8	87.5%	Game:		9-12	75.0%							

Lubbock Christian 67 • 13-7,10-5 Lone S

#	Player	Total			3-Ptr			Rebounds			PF	TP	A	TO	Blk	Stl	Min
		FG-FGA	FG-FGA	FT-FTA	FG-FGA	FG-FGA	FT-FTA	Off	Def	Tot							
02	Parker Hicks	f	4-12	2-7	0-0	0	2	2	3	10	3	2	4	1	25		
10	Rashaan Proctor	f	3-6	0-0	5-6	4	4	8	0	11	3	0	0	2	23		
03	Cameron Copley	g	3-6	0-1	1-2	0	6	6	3	7	5	3	0	2	37		
12	Ty Caswell	g	0-4	0-3	4-4	2	5	7	3	4	1	1	0	0	31		
24	Lloyd Daniels	g	5-12	0-2	7-8	0	6	6	4	17	1	2	2	1	37		
01	Aamer Muhammad	g	2-10	0-4	0-0	1	3	4	0	4	2	1	1	0	24		
13	Silas Crisler	g	5-9	4-8	0-0	1	3	4	4	14	0	1	0	0	23		
Team						0	0	0									
Totals			22-59	6-25	17-20	8	29	37	17	67	15	11	7	6	200		
FG % 1st Half:		10-31	32.3%	2nd half:	12-28	42.9%	Game:		22-59	37.3%	Deadball						
3FG % 1st Half:		2-14	14.3%	2nd half:	4-11	36.4%	Game:		6-25	24.0%	Rebounds		3.2				
FT % 1st Half:		9-10	90.0%	2nd half:	8-10	80.0%	Game:		17-20	85.0%							

Officials: Mike Anderson, Jonathon Berrettini, Daron Griffin
 Technical fouls: West Tex. A&M-Qua Grant, Lubbock Christian-None
 Attendance: 1236
 2019-20 Men's Basketball, Round: 0, Lubbock Christian vs West Tex. A&M, Played

Score by periods	1st	2nd	Total
West Tex. A&M	40	32	72
Lubbock Christian	31	36	67

#3 WEST TEXAS A&M 73, RV ANGELO STATE 59

Feb. 8, 2020 | San Angelo, Texas | Junell Center

West Tex. A&M 73 • 23-1,15-1 Lone S

#	Player	Total			3-Ptr			Rebounds			PF	TP	A	TO	Blk	Stl	Min
		FG-FGA	FG-FGA	FT-FTA	FG-FGA	FG-FGA	FT-FTA	Off	Def	Tot							
01	Derrick Geddis	g	3-8	0-1	0-0	4	0	4	5	6	0	1	0	0	16		
02	Qua Grant	g	4-17	1-7	0-2	3	12	15	4	9	1	1	0	1	37		
04	Jon'll Fugett	g	7-18	2-7	5-8	7	2	9	1	21	1	3	0	0	34		
12	Eric Mosley	g	2-4	2-4	0-0	3	4	7	3	6	1	3	0	0	25		
13	Joel Murray	g	7-16	1-3	8-11	1	6	7	3	23	4	1	1	3	35		
00	John Brown	g	1-2	0-0	0-0	0	3	3	3	2	0	0	2	0	10		
03	JT Warren	g	0-4	0-4	0-0	1	0	1	3	0	1	0	0	0	8		
05	Jordan Collins	g	2-3	2-3	0-0	0	0	0	3	6	0	0	0	0	18		
11	Kavon Booker	g	0-0	0-0	0-0	0	0	0	0	0	0	0	0	0	1		
14	Zach Toussaint	g	0-0	0-0	0-0	0	1	1	0	0	0	1	0	0	12		
20	Jake Gerber	g	0-1	0-0	0-0	0	0	0	0	0	0	0	0	0	1		
23	Hayden Blankley	g	0-0	0-0	0-0	0	0	0	0	2	0	1	0	0	2		
25	Marshal Johnson	g	0-0	0-0	0-0	0	1	1	0	0	0	0	0	0	1		
Team						1	3	4									
Totals			26-73	8-29	13-21	20	32	52	27	73	8	11	3	5	200		
FG % 1st Half:		10-36	27.8%	2nd half:	16-37	43.2%											

Tarleton St. 73 • 14-9,8-7 Lone S

#	Player	Total			3-Ptr			Rebounds			PF	TP	A	TO	Blk	Stl	Min
		FG-FGA	FG-FGA	FT-FTA	FG-FGA	FG-FGA	FT-FTA	Off	Def	Tot							
32	Josh Hawley	f	7-14	3-9	2-2	5	4	9	3	19	1	1	1	3		36	
33	Clashon Gaffney	f	2-2	0-0	1-4	0	2	2	3	5	0	1	0	0	13		
00	Devin Bethely	g	6-13	0-1	0-0	0	5	5	2	12	6	1	0	2	37		
03	Randall Broddie	g	4-13	1-5	4-6	0	3	3	1	13	3	2	1	2	32		
24	Isaiah Range	g	4-11	0-4	0-0	3	4	7	3	8	0	6	0	0	26		
04	Isaiah Boling	g	0-0	0-0	2-2	1	0	1	2	0	1	0	0	0	3		
10	Dexter Johnson	g	1-3	1-3	0-0	0	2	2	3	1	0	0	0	0	22		
12	Zach Naylor	g	1-6	1-3	0-0	0	4	4	1	3	1	2	0	0	18		
14	Javontae Hopkins	g	3-7	1-2	1-1	0	3	3	1	8	0	2	0	0	13		
Team						2	1	3									
Totals			28-69	7-27	10-15	11	28	39	17	73	12	16	2	7	200		
FG % 1st Half:		10-37	27.0%	2nd half:		18-32	56.3%	Game:		28-69	40.6%	Deadball		Rebounds			
3FG % 1st Half:		3-15	20.0%	2nd half:		4-12	33.3%	Game:		7-27	25.9%	3					
FT % 1st Half:		3-6	50.0%	2nd half:		7-9	77.8%	Game:		10-15	66.7%						

West Tex. A&M 83 • 24-1,16-1 Lone S

#	Player	Total			3-Ptr			Rebounds			PF	TP	A	TO	Blk	Stl	Min
		FG-FGA	FG-FGA	FT-FTA	FG-FGA	FG-FGA	FT-FTA	Off	Def	Tot							
01	Derrick Geddis	g	9-12	2-3	0-1	5	3	8	2	20	1	1	0	1	19		
02	Qua Grant	g	9-20	4-11	4-4	2	9	11	1	26	4	7	0	4	39		
04	Jon'l Fugett	g	4-12	0-4	0-0	2	3	5	3	8	3	0	1	1	31		
12	Eric Mosley	g	1-1	1-1	0-0	1	6	7	2	3	0	1	0	0	23		
13	Joel Murray	g	6-18	2-8	3-7	1	3	4	3	17	3	4	0	0	35		
00	John Brown	g	2-5	0-0	0-0	4	3	7	4	4	0	2	1	0	16		
03	JT Warren	g	2-4	1-3	0-0	0	0	0	5	0	0	0	0	0	10		
05	Jordan Collins	g	0-2	0-2	0-0	0	3	3	2	0	0	2	0	1	25		
23	Hayden Blankley	g	0-0	0-0	0-0	1	0	1	0	0	1	1	1	0	2		
Team						1	2	3									
Totals			33-74	10-32	7-12	17	32	49	17	83	12	18	3	7	200		
FG % 1st Half:		14-39	35.9%	2nd half:		19-35	54.3%	Game:		33-74	44.6%	Deadball		Rebounds			
3FG % 1st Half:		5-20	25.0%	2nd half:		5-12	41.7%	Game:		10-32	31.3%	1					
FT % 1st Half:		5-6	83.3%	2nd half:		2-6	33.3%	Game:		7-12	58.3%						

Officials: Kenny Sitton, Kevin McGill, Tommy Johnson
 Technical fouls: Tarleton St.-None, West Tex. A&M-None.
 Attendance: 1387
 2019-20 Men's Basketball, Round: 0, Tarleton St. vs West Tex. A&M, Played at F

Score by periods	1st	2nd	Total
Tarleton St.	26	47	73
West Tex. A&M	38	45	83

DBU 82 • 17-7,11-7 Lone S

#	Player	Total			3-Ptr			Rebounds			PF	TP	A	TO	Blk	Stl	Min
		FG-FGA	FG-FGA	FT-FTA	FG-FGA	FG-FGA	FT-FTA	Off	Def	Tot							
04	Jonathan Washington	f	0-1	0-0	1-2	0	1	1	2	1	0	1	0	0	11		
03	Carter Brown	g	5-5	1-1	4-10	2	4	6	3	15	3	4	1	2	32		
05	Julian Miranda	g	3-9	2-6	6-6	0	0	0	3	14	4	2	0	1	31		
13	Chandler Jacobs	g	7-12	2-5	2-3	0	8	8	2	18	0	4	0	5	33		
22	Conner Lidiak	g	3-7	3-7	2-2	1	4	5	2	11	1	1	0	0	26		
02	Tylan Dean	g	3-8	2-6	3-6	1	4	5	3	11	0	2	0	1	31		
10	William Heather	g	0-3	0-0	1-2	0	1	1	2	1	0	2	0	0	5		
11	Carson Hughes	g	3-7	0-3	2-2	0	1	1	1	8	2	0	0	0	19		
23	Artan Jabbar	g	1-1	1-1	0-0	1	0	1	0	3	1	0	0	0	2		
35	Jalen White	g	0-1	0-0	0-0	1	2	3	0	0	0	0	0	0	10		
Team						2	2	4									
Totals			25-54	11-29	21-33	8	27	35	18	82	11	17	1	9	200		
FG % 1st Half:		12-30	40.0%	2nd half:		13-24	54.2%	Game:		25-54	46.3%	Deadball		Rebounds			
3FG % 1st Half:		5-15	33.3%	2nd half:		6-14	42.9%	Game:		11-29	37.9%	7					
FT % 1st Half:		7-9	77.8%	2nd half:		14-24	58.3%	Game:		21-33	63.6%						

West Tex. A&M 98 • 25-1,17-1 Lone S

#	Player	Total			3-Ptr			Rebounds			PF	TP	A	TO	Blk	Stl	Min
		FG-FGA	FG-FGA	FT-FTA	FG-FGA	FG-FGA	FT-FTA	Off	Def	Tot							
01	Derrick Geddis	g	5-7	2-3	2-7	3	5	8	5	14	0	3	1	0	29		
02	Qua Grant	g	7-13	3-7	1-1	1	8	9	3	18	4	5	0	0	33		
04	Jon'l Fugett	g	0-7	0-2	2-2	0	2	2	4	2	5	2	0	2	28		
12	Eric Mosley	g	2-7	2-4	0-0	0	4	4	5	6	1	0	1	2	23		
13	Joel Murray	g	8-14	3-7	6-7	0	4	4	2	25	9	1	0	3	35		
00	John Brown	g	0-0	0-0	0-0	1	2	3	0	0	0	1	0	0	5		
03	JT Warren	g	5-6	3-3	0-0	1	1	2	2	13	1	0	0	0	17		
05	Jordan Collins	g	6-10	6-9	0-0	0	0	0	4	18	1	0	1	0	22		
11	Kavon Booker	g	1-1	0-0	0-0	0	0	0	0	2	0	0	0	0	1		
20	Jake Gerber	g	0-0	0-0	0-0	0	0	0	0	0	0	0	0	0	1		
23	Hayden Blankley	g	0-0	0-0	0-0	0	0	0	0	0	0	0	0	0	4		
25	Marshal Johnson	g	0-0	0-0	0-0	0	0	0	0	0	0	0	0	0	1		
44	Ty Bryant	g	0-0	0-0	0-0	0	0	0	0	0	0	0	0	0	1		
Team						2	0	2									
Totals			34-65	19-35	11-17	8	26	34	25	98	22	12	3	7	200		
FG % 1st Half:		19-32	59.4%	2nd half:		15-33	45.5%	Game:		34-65	52.3%	Deadball		Rebounds			
3FG % 1st Half:		11-21	52.4%	2nd half:		8-14	57.1%	Game:		19-35	54.3%	2					
FT % 1st Half:		4-7	57.1%	2nd half:		7-10	70.0%	Game:		11-17	64.7%						

Officials: Winston Trutter, Derrick Barnes, Johnny Wilkins
 Technical fouls: DBU-None, West Tex. A&M-None.
 Attendance: 1398
 2019-20 Men's Basketball, Round: 0, DBU vs West Tex. A&M, Played at First Unit

Score by periods	1st	2nd	Total
DBU	36	46	82
West Tex. A&M	53	45	98

West Tex. A&M 73 • 26-1,18-1 Lone S

#	Player	Total			3-Ptr			Rebounds			PF	TP	A	TO	Blk	Stl	Min
		FG-FGA	FG-FGA	FT-FTA	FG-FGA	FG-FGA	FT-FTA	Off	Def	Tot							
01	Derrick Geddis	g	1-4	0-0	0-1	3	4	7	2	2	2	0	0	0	0	27	
02	Qua Grant	g	9-17	4-7	3-4	1	4	5	3	25	2	5	0	0	38		
04	Jon'l Fugett	g	2-5	0-1	4-4	2	3	5	2	8	0	2	0	0	26		
12	Eric Mosley	g	2-3	1-2	1-1	0	3	3	2	6	1	0	1	1	21		
13	Joel Murray	g	5-16	1-5	9-10	0	9	9	2	20	3	0	0	2	38		
00	John Brown	g	2-2	0-0	1-2	2	1	3	1	5	0	1	1	0	12		
03	JT Warren	g	1-2	1-2	0-0	1	1	2	0	3	0	0	0	0	11		
05	Jordan Collins	g	1-7	1-7	1-2	0	2	2	5	4	2	1	0	1	20		
14	Zach Toussaint	g	0-0	0-0	0-0	0	0	0	0	0	0	0	0	0	7		
Team						2	1	3									
Totals			23-56	8-24	19-24	11	28	39	17	73	11	10	1	4	200		
FG % 1st Half:		14-29	48.3%	2nd half:		9-27	33.3%	Game:		23-56	41.1%	Deadball		Rebounds			
3FG % 1st Half:		4-12	33.3%	2nd half:		4-12	33.3%	Game:		8-24	33.3%	4.2					
FT % 1st Half:		5-6	83.3%	2nd half:		14-16	87.5%	Game:		19-24	79.2%						

Texas-Tyler 62 • 7-17,4-15 Lone S

#	Player	Total			3-Ptr			Rebounds			PF	TP	A	TO	Blk	Stl	
---	--------	-------	--	--	-------	--	--	----------	--	--	----	----	---	----	-----	-----	--

West Tex. A&M 93 • 27-1,19-1 Lone S

#	Player	g	Total			3-Ptr			Rebounds			PF	TP	A	TO	Blk	Stl	Min
			FG-FGA	FT-FTA	Off	Def	FG-FGA	FT-FTA	Off	Def	Total							
01	Derrick Geddis	g	3-5	0-1	0-0	1	4	5	5	6	0	1	0	0	0	22		
02	Qua Grant	g	3-12	1-4	5-5	3	6	9	2	12	2	2	0	2	28			
04	Jon'll Fugett	g	8-12	4-6	1-2	0	1	1	3	21	1	1	0	1	25			
12	Eric Mosley	g	3-6	0-2	0-0	1	4	5	4	6	1	2	2	1	25			
13	Joel Murray	g	6-12	0-2	8-12	0	5	5	2	20	8	1	0	1	30			
00	John Brown	g	0-0	0-0	0-0	0	0	0	1	0	0	0	0	0	2			
03	JT Warren	g	2-3	2-3	0-0	0	0	0	1	6	0	1	0	1	9			
05	Jordan Collins	g	2-4	1-2	0-0	1	0	1	3	5	5	0	0	1	25			
11	Kavon Booker	g	1-1	0-0	0-0	1	1	2	0	2	0	1	0	0	2			
14	Zach Toussaint	g	5-8	5-7	0-0	0	2	2	0	15	0	1	0	0	23			
20	Jake Gerber	g	0-0	0-0	0-0	0	0	0	0	0	0	0	0	0	2			
23	Hayden Blankley	g	0-1	0-0	0-0	0	1	1	0	0	0	0	0	0	4			
44	Ty Bryant	g	0-0	0-0	0-0	0	0	0	0	0	0	1	0	0	3			
Team						2	1	3										
Totals			33-64	13-27	14-21	9	25	34	21	93	17	12	2	7	200			
FG % 1st Half:			15-34	44.1%	2nd half:	18-30	60.0%	Game:	33-64	51.6%	Deadball Rebounds							
3FG % 1st Half:			8-17	47.1%	2nd half:	5-10	50.0%	Game:	13-27	48.1%	2							
FT % 1st Half:			2-5	40.0%	2nd half:	12-16	75.0%	Game:	14-21	66.7%	3							

Tex. A&M-Commerce 72 • 16-10,12-8 Lone

#	Player	g	Total			3-Ptr			Rebounds			PF	TP	A	TO	Blk	Stl	Min
			FG-FGA	FT-FTA	Off	Def	Total											
10	Darnell Wright	f	4-5	0-0	1-2	3	3	6	0	9	0	1	1	3	18			
03	Deonta Terrell	g	7-13	1-1	5-6	1	5	6	0	20	1	0	1	0	30			
12	Wayne Stewart	g	4-11	0-1	2-4	0	4	4	5	10	1	5	0	0	26			
21	Alberto Moreno	g	3-8	0-4	3-3	0	1	1	2	9	4	2	0	2	30			
32	Austin Grandstaff	g	0-2	0-2	3-4	0	1	1	1	3	2	0	1	0	22			
04	Josh Winbush	g	4-4	0-0	0-1	2	4	6	3	8	0	1	1	0	14			
05	Carius Key	g	2-5	0-1	1-3	1	1	2	1	5	0	2	0	1	11			
11	Isaiah Wiggins	g	1-2	1-1	0-1	0	2	2	2	3	0	1	0	2	13			
23	Alex Peavy	g	0-1	0-1	0-0	0	1	1	0	0	0	0	0	0	4			
25	River Reed	g	0-0	0-0	0-0	0	0	0	1	0	0	2	0	0	8			
30	Leo Lara	g	2-5	1-3	0-0	0	3	3	4	5	0	2	0	2	20			
05	Clarence Evans	g	0-0	0-0	0-0	0	0	0	0	0	0	0	0	0	4			
Team						0	0	0										
Totals			27-56	3-14	15-24	7	25	32	19	72	8	16	4	10	200			
FG % 1st Half:			11-28	39.3%	2nd half:	16-28	57.1%	Game:	27-56	48.2%	Deadball Rebounds							
3FG % 1st Half:			2-11	18.2%	2nd half:	1-3	33.3%	Game:	3-14	21.4%	6.1							
FT % 1st Half:			1-4	25.0%	2nd half:	14-20	70.0%	Game:	15-24	62.5%								

Officials: Eric Kronenbusch, Trent Dews, Ryan Snyder
 Technical fouls: West Tex. A&M-None. Tex. A&M-Commerce-None.
 Attendance: 968
 2019-20 Men's Basketball, Round: 0. Tex. A&M-Commerce vs West Tex. A&M, Played

Score by periods	1st	2nd	Total
West Tex. A&M	40	53	93
Tex. A&M-Commerce	25	47	72

Midwestern St. 58 • 7-20,7-11 Lone S

#	Player	g	Total			3-Ptr			Rebounds			PF	TP	A	TO	Blk	Stl	Min
			FG-FGA	FT-FTA	Off	Def	Total											
04	Jalin Brown	f	1-2	0-0	0-0	2	1	3	4	2	0	2	0	0	0	11		
01	Elijah Lee	g	2-5	1-3	0-0	1	5	6	2	5	3	4	1	0	33			
02	Trae Jones	g	3-4	2-3	0-0	1	0	1	3	8	0	1	0	0	17			
03	Darius Thompson	g	4-14	1-6	6-8	3	6	9	2	15	2	1	1	0	32			
13	D'monta Harris	g	6-23	2-14	1-2	0	6	6	2	15	0	4	0	1	39			
00	Daniel Mosley	g	0-0	0-0	1-2	1	2	3	1	1	1	0	0	0	10			
10	Derrick Herrick	g	0-2	0-2	0-0	0	1	1	2	0	0	1	0	0	17			
15	Ola Ayodele	g	5-8	0-0	2-3	0	5	5	3	12	0	3	0	0	20			
22	John Weger	g	0-0	0-0	0-0	1	0	1	1	0	0	0	0	0	4			
23	Evan McCarthy	g	0-1	0-0	0-0	0	0	0	2	0	0	0	0	1	17			
Team						2	2	4										
Totals			21-59	6-28	10-15	11	28	39	22	58	6	16	2	2	200			
FG % 1st Half:			11-27	40.7%	2nd half:	10-32	31.3%	Game:	21-59	35.6%	Deadball Rebounds							
3FG % 1st Half:			2-11	18.2%	2nd half:	4-17	23.5%	Game:	6-28	21.4%	2							
FT % 1st Half:			6-11	54.5%	2nd half:	4-4	100.0%	Game:	10-15	66.7%								

West Tex. A&M 82 • 28-1,19-1 Lone S

#	Player	g	Total			3-Ptr			Rebounds			PF	TP	A	TO	Blk	Stl	Min
			FG-FGA	FT-FTA	Off	Def	Total											
01	Derrick Geddis	g	3-6	1-2	0-0	1	3	4	3	7	1	0	0	0	15			
02	Qua Grant	g	4-13	3-8	0-0	2	5	7	3	11	4	1	0	1	26			
04	Jon'll Fugett	g	5-6	2-3	5-10	2	2	4	1	17	0	3	0	1	29			
12	Eric Mosley	g	2-6	1-5	0-0	1	4	5	1	5	1	0	1	0	23			
13	Joel Murray	g	6-10	0-1	3-3	1	6	7	0	15	5	1	0	3	31			
00	John Brown	g	3-4	0-0	0-0	1	2	3	3	6	1	0	2	0	19			
03	JT Warren	g	2-5	1-4	3-3	1	1	2	2	8	0	0	1	0	11			
05	Jordan Collins	g	2-6	2-5	0-0	0	0	0	3	6	2	1	0	0	19			
14	Zach Toussaint	g	2-6	1-4	2-2	0	3	3	0	7	0	1	0	0	22			
23	Hayden Blankley	g	0-2	0-1	0-0	2	2	4	0	0	0	0	0	0	2			
25	Marshal Johnson	g	0-1	0-0	0-0	0	1	1	1	0	0	0	0	0	3			
Team						0	1	1										
Totals			29-65	11-33	13-18	11	30	41	17	82	14	7	4	5	200			
FG % 1st Half:			11-29	37.9%	2nd half:	18-36	50.0%	Game:	29-65	44.6%	Deadball Rebounds							
3FG % 1st Half:			3-14	21.4%	2nd half:	8-19	42.1%	Game:	11-33	33.3%	2							
FT % 1st Half:			10-15	66.7%	2nd half:	3-3	100.0%	Game:	13-18	72.2%								

Officials: Darron Griffin, Derek Schulte, Nick Atwood
 Technical fouls: Midwestern St.-TEAM. West Tex. A&M-None.
 Attendance: 1361
 2019-20 Men's Basketball, Round: 0. Midwestern St. vs West Tex. A&M, Played at

Score by periods	1st	2nd	Total
Midwestern St.	30	28	58
West Tex. A&M	35	47	82

Cameron 68 • 9-19,8-14 Lone S

#	Player	g	Total			3-Ptr			Rebounds			PF	TP	A	TO	Blk	Stl	Min
			FG-FGA	FT-FTA	Off	Def	Total											
13	Jalen Nicholas	f	4-9	0-1	0-2	3	4	7	3	8	0	0	0	0	24			
20	Kendall Scott	f	7-13	0-1	4-5	1	2	3	3	18	2	3	0	1	29			
02	Jordan Lewis	g	0-6	0-4	0-0	0	0	0	5	0	3	0	0	1	27			
15	Brock Schreiner	g	6-11	5-8	2-2	1	3	4	0	19	1	3	0	1	36			
44	Darius Green	g	4-9	2-3	0-0	1	3	4	2	10	0	5	0	2	26			
01	Andrew Nguyen	g	0-2	0-0	0-0	0	1	1	0	0	0	1	0	0	4			
03	Joseph Clark	g	0-1	0-1	0-0	2	2	4	1	0	0	1	0	1	9			
10	JeMarcus Caldwell	g	0-2	0-1	0-0	0	0	0	0	0	0	0	0	0	6			
22	Hunter Quick	g	0-2	0-0	1-2	1	2	3	0	1	0	0	0	0	3			
23	Connor Slater	g	0-1	0-0	0-0	0	1	1	1	0	0	1	0	0	8			
40	Tyler Williams	g	6-12	0-3	0-2	0	2	2	2	12	2	2	0	0	28			
Team						3	2	5										
Totals			27-67	7-22	7-13	12	22	34	18	68	8	16	0	6	200			
FG % 1st Half:			11-31	35.5%	2nd half:	16-36	44.4%	Game:	27-67	40.3%	Deadball Rebounds							
3FG % 1st Half:			4-10	40.0%	2nd half:	3-12	25.0%	Game:	7-22	31.8%	2							
FT % 1st Half:			3-4	75.0%	2nd half:	4-9	44.4%	Game:	7-13	53.8%								

West Tex. A&M 105 • 29-1,20-1 Lone S

#	Player	g	Total			3-Ptr			Rebounds			PF	TP	A	TO	Blk	Stl	Min
			FG-FGA	FT-FTA	Off	Def	Total											
01	Derrick Geddis	g	0-2	0-1	3-4	1	3	4	3	3	0	2	0	0	16			
02	Qua Grant	g	6-11	1-3	4-6	1	9	10	1	17	6	3	0	4	29			
04	Jon'll Fugett	g	3-4	2-3	2-2	0	2	2	1	10	1	1	1	0	22			
12	Eric Mosley	g	2-5	1-4	2-2	1	5	6	4	7	0	0	3	0	20			
13	Joel Murray	g	9-12	1-2	0-0	1	4	5	1	19	6	4	0	2	26			
00	John Brown	g	0-0	0-0	0-2	1	3	4	3	0	0	0	3	0	11			
03	JT Warren	g	3-5	3-5	2-2	1	0	1	1	11	1	0	1	0	13			
05	Jordan Collins																	

31 #3 WEST TEXAS A&M 85, TEXAS A&M-COMMERCE 72

March 6, 2020 | Frisco, Texas | Comerica Center

Tex. A&M-Commerce 72 • 18-12,13-9 Lone

#	Player	Total			3-Ptr			Rebounds			PF	TP	A	TO	Blk	Stl	Min
		FG-FGA	FG-FGA	FT-FTA	FG-FGA	FG-FGA	FT-FTA	Off	Def	Tot							
04	Josh Winbush	f	2-5	0-0	0-0	0	2	2	1	4	2	0	3	0	17		
03	Deonta Terrell	g	7-13	0-1	0-2	2	3	5	3	14	1	7	0	2	27		
12	Wayne Stewart	g	8-13	0-1	3-7	3	3	6	1	19	0	2	2	1	39		
21	Alberto Moreno	g	2-6	0-3	0-0	1	2	3	0	4	1	4	0	2	26		
30	Leo Lara	g	2-4	1-2	0-0	0	0	0	2	5	2	1	0	1	25		
05	Carius Key	g	1-5	0-0	1-2	1	2	3	3	2	1	0	0	1	14		
10	Darnell Wright	g	4-6	0-0	3-4	3	0	3	5	11	2	0	0	1	22		
11	Isaiah Wiggins	g	1-1	0-0	0-0	1	0	1	1	2	0	1	0	0	4		
23	Alex Peavy	g	0-0	0-0	0-0	0	0	0	0	0	0	0	0	0	1		
32	Austin Grandstaff	g	2-4	2-4	4-4	0	8	8	3	10	0	2	0	1	25		
	Team					1	3	4									
	Totals		29-57	3-11	11-19	12	23	35	19	72	10	19	5	8	200		
	FG % 1st Half:	12:26	46.2%	2nd half:	17:31	54.8%	Game:	29-57	50.9%						Deadball		
	3FG % 1st Half:	0-2	0.0%	2nd half:	3-9	33.3%	Game:	3-11	27.3%						Rebounds		
	FT % 1st Half:	1-2	50.0%	2nd half:	10-17	58.8%	Game:	11-19	57.9%						6		

West Tex. A&M 85 • 30-1,20-1 Lone S

#	Player	Total			3-Ptr			Rebounds			PF	TP	A	TO	Blk	Stl	Min
		FG-FGA	FG-FGA	FT-FTA	FG-FGA	FG-FGA	FT-FTA	Off	Def	Tot							
01	Derrick Geddis	g	5-8	0-0	2-4	0	7	7	3	12	0	2	3	1	29		
02	Qua Grant	g	4-11	0-2	7-9	3	4	7	3	15	6	1	0	4	29		
04	Jon'll Fugett	g	3-6	1-2	0-0	3	1	4	3	7	0	3	0	0	22		
12	Eric Mosley	g	0-2	0-0	0-0	1	2	3	1	0	0	0	0	1	22		
13	Joel Murray	g	10-15	4-7	8-8	0	1	1	32	9	2	1	2	36			
03	JT Warren	g	0-2	0-2	0-0	0	1	1	3	2	0	2	0	0	11		
05	Jordan Collins	g	2-5	1-4	0-0	1	0	1	2	5	1	3	0	2	25		
11	Kavon Booker	g	0-0	0-0	0-0	0	0	0	0	0	0	0	0	0	0+		
14	Zach Toussaint	g	3-8	3-8	1-2	0	1	1	10	1	1	0	0	0	24		
23	Hayden Blankley	g	1-1	0-0	0-0	0	0	0	0	2	0	0	0	1	2		
44	Ty Bryant	g	0-0	0-0	0-0	0	0	0	0	0	0	0	0	0	0+		
	Team					2	1	3									
	Totals		28-58	9-25	20-25	10	18	28	17	85	17	14	4	11	200		
	FG % 1st Half:	14:33	42.4%	2nd half:	14:25	56.0%	Game:	28-58	48.3%						Deadball		
	3FG % 1st Half:	6-17	35.3%	2nd half:	3-8	37.5%	Game:	9-25	36.0%						Rebounds		
	FT % 1st Half:	3-5	60.0%	2nd half:	17-20	85.0%	Game:	20-25	80.0%						2		

Officials: Jeffery Johnson, Nick Atwood, Tommy Johnson
 Technical fouls: Tex. A&M-Commerce-TEAM, West Tex. A&M-Derrick Geddis.
 Attendance: 1107
 Quarterfinals
 2019-20 Men's Basketball, Round: 2, Tex. A&M-Commerce vs West Tex. A&M, Played

Score by periods	1st	2nd	Total
Tex. A&M-Commerce	25	47	72
West Tex. A&M	37	48	85

33 #3 WEST TEXAS A&M 81, #9 ST. EDWARD'S 65

March 8, 2020 | Frisco, Texas | Comerica Center

St. Edward's 65 • 27-4,18-3 Lone S

#	Player	Total			3-Ptr			Rebounds			PF	TP	A	TO	Blk	Stl	Min
		FG-FGA	FG-FGA	FT-FTA	FG-FGA	FG-FGA	FT-FTA	Off	Def	Tot							
04	Dorian Lopez	f	0-3	0-2	3-4	2	7	9	1	3	3	0	0	0	26		
05	Jake Krafka	f	5-8	1-3	4-4	0	4	4	5	15	0	0	0	1	22		
24	Corey Shervill	f	2-7	2-6	5-5	2	5	7	0	11	0	2	1	3	38		
13	August Haas	g	4-11	0-2	1-2	0	6	6	2	9	8	7	0	3	37		
34	Ashton Spears	g	3-16	1-10	2-3	1	4	5	4	9	2	3	1	0	28		
10	Lucas Doria	g	2-2	0-0	1-1	1	2	3	4	5	0	3	0	0	17		
20	Ryan Garza	g	4-11	4-10	1-3	2	0	2	3	13	1	0	0	3	29		
45	Luke Pluymen	g	0-1	0-0	0-0	0	0	0	2	0	0	0	0	0	3		
	Team					1	1	2									
	Totals		20-59	8-33	17-22	9	29	38	21	65	14	15	2	10	200		
	FG % 1st Half:	12:30	40.0%	2nd half:	8-29	27.6%	Game:	20-59	33.9%						Deadball		
	3FG % 1st Half:	4-14	28.6%	2nd half:	4-19	21.1%	Game:	8-33	24.2%						Rebounds		
	FT % 1st Half:	10-14	71.4%	2nd half:	7-8	87.5%	Game:	17-22	77.3%						3		

West Tex. A&M 81 • 32-1,20-1 Lone S

#	Player	Total			3-Ptr			Rebounds			PF	TP	A	TO	Blk	Stl	Min
		FG-FGA	FG-FGA	FT-FTA	FG-FGA	FG-FGA	FT-FTA	Off	Def	Tot							
01	Derrick Geddis	g	2-2	0-0	0-1	2	2	4	4	4	0	0	0	1	18		
02	Qua Grant	g	5-12	1-5	7-10	2	5	7	0	18	3	3	0	4	35		
04	Jon'll Fugett	g	5-14	1-6	1-1	1	4	5	3	12	2	2	0	1	35		
12	Eric Mosley	g	4-14	4-10	0-0	3	6	9	2	12	0	1	0	1	29		
13	Joel Murray	g	6-12	1-4	8-8	1	7	8	2	21	4	2	0	1	37		
03	JT Warren	g	0-1	0-1	0-0	0	0	0	2	0	0	0	0	1	5		
05	Jordan Collins	g	4-5	4-5	0-0	1	1	2	2	12	3	2	0	1	23		
14	Zach Toussaint	g	0-3	0-2	0-1	0	1	1	1	0	0	1	0	0	9		
23	Hayden Blankley	g	1-2	0-1	0-0	1	3	4	1	2	0	0	0	0	9		
	Team					1	3	4									
	Totals		27-65	11-34	16-21	12	32	44	17	81	12	11	0	10	200		
	FG % 1st Half:	8-33	24.2%	2nd half:	19-32	59.4%	Game:	27-65	41.5%						Deadball		
	3FG % 1st Half:	3-19	15.8%	2nd half:	8-15	53.3%	Game:	11-34	32.4%						Rebounds		
	FT % 1st Half:	6-9	66.7%	2nd half:	10-12	83.3%	Game:	16-21	76.2%						2		

Officials: Jeffery Johnson, Nick Atwood, Tommy Johnson
 Technical fouls: St. Edward's-None, West Tex. A&M-None.
 Attendance: 1107
 Championship
 2019-20 Men's Basketball, Round: 4, St. Edward's vs West Tex. A&M, Played at C

Score by periods	1st	2nd	Total
St. Edward's	38	27	65
West Tex. A&M	25	56	81

32 #5 WEST TEXAS A&M 87, ANGELO STATE 77

March 7, 2020 | Frisco, Texas | Comerica Center

Angelo St. 77 • 20-8,15-7 Lone S

#	Player	Total			3-Ptr			Rebounds			PF	TP	A	TO	Blk	Stl	Min
		FG-FGA	FG-FGA	FT-FTA	FG-FGA	FG-FGA	FT-FTA	Off	Def	Tot							
11	Andres Ibarguen	f	9-11	0-0	5-7	9	10	19	0	23	1	0	1	1	33		
12	Marcel Pettway	f	2-5	0-0	0-0	1	4	5	2	4	3	1	1	0	29		
02	Camron Reedus	g	7-16	7-12	2-2	0	2	2	2	23	2	3	0	0	36		
10	Pull Williams	g	2-10	0-3	5-5	0	1	1	4	9	2	5	0	1	30		
23	Collin Turner	g	6-19	1-5	0-1	0	2	2	13	3	2	0	0	40			
05	Burone Edwards	g	1-3	0-2	3-4	0	3	3	3	5	0	1	3	0	24		
21	Salsu Yahaya	g	0-0	0-0	0-0	1	2	3	1	0	0	1	0	0	8		
	Team					2	2	4									
	Totals		27-64	8-22	15-19	13	26	39	14	77	11	13	5	2	200		
	FG % 1st Half:	16-33	48.5%	2nd half:	11-31	35.5%	Game:	27-64	42.2%						Deadball		
	3FG % 1st Half:	4-10	40.0%	2nd half:	4-12	33.3%	Game:	8-22	36.4%						Rebounds		
	FT % 1st Half:	5-8	62.5%	2nd half:	10-11	90.9%	Game:	15-19	78.9%						2.1		

West Tex. A&M 87 • 31-1,20-1 Lone S

#	Player	Total			3-Ptr			Rebounds			PF	TP	A	TO	Blk	Stl	Min
		FG-FGA	FG-FGA	FT-FTA	FG-FGA	FG-FGA	FT-FTA	Off	Def	Tot							
01	Derrick Geddis	g	4-7	0-1	0-0	2	1	3	4	8	0	1	1	0	19		
02	Qua Grant	g	12-22	4-7	4-5	0	6	6	0	32	3	1	0	1	35		
12	Jon'll Fugett	g	5-7	2-3	0-0	2	1	3	2	12	3	1	0	0	27		
04	Eric Mosley	g	2-2	1-1	0-0	2	3	5	2	5	0	0	0	1	16		
13	Joel Murray	g	6-17	2-6	5-7	1	7	8	3	19	3	4	0	1	32		
03	JT Warren	g	1-3	1-2	0-0	0	1	1	2	3	0	0	0	1	16		
05	Jordan Collins	g	0-3	0-3	0-0	0	3	3	0	1	1	0	0	1	22		
11	Kavon Booker	g	1-2	0-0	0-0	1	0	1	1	2	0	0	0	1	2		
14	Zach Toussaint	g	1-4	1-3	0-0	1	1	2	2	3	0	0	0	0	19		
23	Hayden Blankley	g	1-2	1-1	0-0	0	1	1	1	3	0	0	0	2	12		
44	Ty Bryant	g	0-0	0-0	0-0	0	0	0	0	0	0	0	0	0	0+		
	Team					2	2	4									
	Totals		33-69	12-27	9-12	11	26	37	20	87	10	8	3	6	200		
	FG % 1st Half:	18-39	46.2%	2nd half:	15-30	50.0%	Game:	33-69	47.8%						Deadball		
	3FG % 1st Half:	7-14	50.0%	2nd half:	5-13	38.5%	Game:	12-27	44.4%						Rebounds		
	FT % 1st Half:	3-5	60.0%	2nd half:	6-7												





OPPONENTS



ST. EDWARD'S

GAME 1/2 | Dec. 11/12 | 6 p.m./4 p.m.

GENERAL INFO

Location..... Austin, Texas
Enrollment..... 5,450
Colors..... Navy & Vegas Gold
President..... Dr. George E. Martin
Athletic Director..... Debbie Taylor
Conference..... Lone Star
Home Court..... Recreation and Athletics Center
Website..... gohilltoppers.com

TEAM INFORMATION

2019-20 Record:..... 27-4
Conference Finish:..... 19-3 (2nd)

MEDIA RELATIONS

Megan Jameson

Office..... (512) 464-8810
Email..... mhardin@stedwards.edu

HEAD COACH

Andre Cook (Skidmore College '94)
Record at SEU: 192-132 (11 seasons)
Overall: 311-172 (16 seasons)

SERIES INFORMATION

Overall:..... 4-2
In Canyon:..... 3-0
In Austin:..... 0-1
Last Meeting:..... March 8, 2020
First Meeting:..... Jan. 10, 1990



UT PERMIAN BASIN

GAME 7/8 | Jan. 14/16 | 7:30 p.m./4 p.m.

GENERAL INFO

Location..... Odessa, Texas
Enrollment..... 7,628
Colors..... Orange & White
President..... Dr. Sandra Woodley
Athletic Director..... Todd Dooley
Conference..... Lone Star
Home Court..... Falcon Dome
Website..... utpbfalcons.com

TEAM INFORMATION

2019-20 Record:..... 16-16
Conference Finish:..... 9-13 (T9th)

MEDIA RELATIONS

Tom Perpetua

Office..... (432) 552-3680
Email..... perpetua_t@utpb.edu

HEAD COACH

Josh Newman (Arizona State)
Record at UTPB: 31-30 (2 seasons)
Overall: 269-151 (14 seasons)

SERIES INFORMATION

Overall:..... 13-2
In Canyon:..... 9-0
In Odessa:..... 3-2
Last Meeting:..... Feb. 1, 2020
First Meeting:..... Nov. 29, 2002



UAFS

GAME 3/4 | Dec. 18/19 | 7:30 p.m./5:30 p.m.

GENERAL INFO

Location..... Fort Smith, Ark.
Enrollment..... 6,637
Colors..... Navy Blue & White
President..... Terisa C. Riley
Athletic Director..... Curtis Janz
Conference..... Lone Star
Home Court..... Stubblefield Center
Website..... uafortsmithions.com

TEAM INFORMATION

2019-20 Record:..... 13-16
Conference Finish:..... 9-13 (T9th)

MEDIA RELATIONS

Jostun Pomplun

Office..... (479) 788-7651
Email..... jostun.pomplun@uafs.edu

HEAD COACH

Jim Boone
Record at UAFS: 13-16 (1 season)
Overall: 571-429 (34 seasons)

SERIES INFORMATION

Overall:..... 2-0
In Canyon:..... 1-0
In Fort Smith:..... 0-0
Last Meeting:..... Dec. 21, 2019
First Meeting:..... Nov. 6, 2016



TEXAS A&M-KINGSVILLE

GAME 9/10 | Jan. 22/23 | 6 p.m./4 p.m.

GENERAL INFO

Location..... Kingsville, Texas
Enrollment..... 8,541
Colors..... Blue & Gold
President..... Mark A. Hussey
Athletic Director..... Steve Roach
Conference..... Lone Star
Home Court..... Gil E. Steinke Physical Education Center
Website..... javelinaathletics.com

TEAM INFORMATION

2019-20 Record:..... 21-9
Conference Finish:..... 16-6 (3rd)

MEDIA RELATIONS

Jon Montoya

Office..... (361) 593-2870
Email..... jonathan.montoya@tamuk.edu

HEAD COACH

Johnny Estelle (Texas A&M-Kingsville, '98)
Record at TAMUK: 83-86 (6 seasons)
Overall: 209-134 (11 seasons)

SERIES INFORMATION

Overall:..... 53-26
In Canyon:..... 32-5
In Kingsville:..... 19-19
Last Meeting:..... Jan. 23, 2020
First Meeting:..... Feb. 5, 1939



DBU

GAME 5/6 | Jan. 8/9 | 6 p.m./4 p.m.

GENERAL INFO

Location..... Dallas, Texas
Enrollment..... 4,487
Colors..... Red, White & Blue
President..... Adam Wright
Athletic Director..... Connor Smith
Conference..... Lone Star
Home Court..... Burg Center
Website..... dbupatriots.com

TEAM INFORMATION

2019-20 Record:..... 21-9
Conference Finish:..... 14-8 (6th)

MEDIA RELATIONS

Reagan Ratcliff

Office..... (214) 333-5942
Email..... reagan@dbu.edu

HEAD COACH

Dr. Blake Flickner (Kansas, '98)
Record at DBU: 270-174 (15 seasons)
Overall: 270-174 (15 seasons)

SERIES INFORMATION

Overall:..... 3-0
In Canyon:..... 3-0
In Dallas:..... 0-0
Last Meeting:..... Feb. 15, 2020
First Meeting:..... Dec. 5, 1988



TEXAS A&M INTERNATIONAL

GAME 11/12 | Jan. 29/30 | 3:30 p.m./3:30 p.m.

GENERAL INFO

Location..... Laredo, Texas
Enrollment..... 8,305
Colors..... Maroon, Silver & Gold
President..... Dr. Pablo Arenaz
Athletic Director..... Griz Zimmermann
Conference..... Lone Star
Home Court..... Kinesiology and Convocation Building
Website..... godustdevils.comcom

TEAM INFORMATION

2019-20 Record:..... 3-25
Conference Finish:..... 1-21 (18th)

MEDIA RELATIONS

Jake Hudspeth

Office..... (956) 326-3174
Email..... jake.hudspeth@tamiu.edu

HEAD COACH

Mac McConnell (Tarleton)
Record at TAMIU: 1st Season
Overall: 1st Season

SERIES INFORMATION

Overall:..... 1-1
In Canyon:..... 0-0
In Laredo:..... 1-0
Last Meeting:..... Jan. 25, 2020
First Meeting:..... Nov. 18, 2011



ANGELO STATE

GAME 13/14 | Feb. 4/6 | 7:30 p.m./5:30 p.m.

GENERAL INFO

Location..... San Angelo, Texas
Enrollment..... 10,775
Colors..... Blue & Gold
President..... Lt. General Ronnie Hawkins
Athletic Director..... James Reid
Conference..... Lone Star
Home Court..... Junell Center
Website..... angelosports.com

TEAM INFORMATION

2019-20 Record:..... 20-8
Conference Finish:..... 15-7 (T4th)

HEAD COACH

Cinco Boone (Eastern New Mexico, '05)
Record at ASU: 80-38 (4 seasons)
Overall: 80-38 (4 seasons)

SERIES INFORMATION

Overall:..... 49-24
In Canyon:..... 31-5
In San Angelo:..... 17-19
Last Meeting:..... March 7, 2020
First Meeting:..... Dec. 19, 1981

MEDIA RELATIONS

Jake Coburn

Office..... (325) 942-2378
Email..... jacob.coburn@angelo.edu



LUBBOCK CHRISTIAN

GAME 19/20 | Feb. 25/27 | 7:30 p.m./4 p.m.

GENERAL INFO

Location..... Lubbock, Texas
Enrollment..... 1,512
Colors..... Blue & White
President..... Scott McDowell
Athletic Director..... Scott Larson
Conference..... Lone Star
Home Court..... Rip Griffin Center
Website..... lcuchaps.com

TEAM INFORMATION

2019-20 Record:..... 19-10
Conference Finish:..... 15-7 (T4th)

HEAD COACH

Todd Duncan (Texas Tech, '89)
Record at LCU: 157-104 (9 seasons)
Overall: 157-104 (9 seasons)

SERIES INFORMATION

Overall:..... 18-5
In Canyon:..... 11-2
In Lubbock:..... 7-3
Last Meeting:..... Feb. 2, 2020
First Meeting:..... Dec. 2, 1978

MEDIA RELATIONS

Everett Corder

Office..... (806) 720-7279
Email..... everett.corder@lcu.edu



MIDWESTERN STATE

GAME 15/16 | Feb. 11/13 | 7:30 p.m./5:30 p.m.

GENERAL INFO

Location..... Wichita Falls, Texas
Enrollment..... 6,102
Colors..... Maroon & Gold
President..... Dr. Suzanne Shipley
Athletic Director..... Kyle Williams
Conference..... Lone Star
Home Court..... D.L. Ligon Coliseum
Website..... msumustangs.com

TEAM INFORMATION

2019-20 Record:..... 8-21
Conference Finish:..... 8-14 (T12th)

HEAD COACH

Justin Leslie (Azusa Pacific, '00)
Record at MSU: 8-21 (1 season)
Overall: 274-142 (13 seasons)

SERIES INFORMATION

Overall:..... 40-32
In Canyon:..... 29-9
In Wichita Falls:..... 10-21
Last Meeting:..... Feb. 27, 2020
First Meeting:..... Dec. 19, 1947

MEDIA RELATIONS

Trey Reed

Office..... (940) 397-4818
Email..... trey.reed@msutexas.edu



CAMERON

GAME 17/18 | Feb. 19/20 | 7 p.m./5 p.m.

GENERAL INFO

Location..... Lawton, Okla.
Enrollment..... 5,202
Colors..... Gold & Black
President..... John M. McArthur
Athletic Director..... Jim Jackson
Conference..... Lone Star
Home Court..... Aggie Gym
Website..... cameronaggies.com

TEAM INFORMATION

2019-20 Record:..... 9-19
Conference Finish:..... 8-14(T12th)

HEAD COACH

Andrew Brown (Northwestern Okla., '99)
Record at CU: 46-68 (4 seasons)
Overall: 165-180 (12 seasons)

SERIES INFORMATION

Overall:..... 38-16
In Canyon:..... 22-6
In Lawton:..... 13-7
Last Meeting:..... Feb. 29, 2020
First Meeting:..... Dec. 6, 1979

MEDIA RELATIONS

Kenton Means

Office..... (580) 581-3119
Email..... kmeans@cameron.edu

A

ABILENE CHRISTIAN

WT LEADS 76-24 | STREAK: W1 | H: 41-12 | A: 33-11 | N: 2-1

Date	Location	Score
1/13/22	Abilene, Texas	L, 33-34
1/14/22	Abilene, Texas	W, 25-24
1/21/24	Canyon, Texas	W, 37-20
1/22/24	Canyon, Texas	W, 37-23
3/2/25	Abilene, Texas	W, 30-12
3/3/25	Abilene, Texas	W, 36-18
2/19/26	Canyon, Texas	L, 31-37
2/20/26	Canyon, Texas	W, 35-25
3/4/27	Abilene, Texas	W, 29-19
3/5/27	Abilene, Texas	W, 39-33
1/27/28	Canyon, Texas	W, 34-39
1/28/28	Canyon, Texas	W, 42-29
3/4/29	Abilene, Texas	W, 41-30
3/5/29	Abilene, Texas	W, 33-19
1/24/30	Canyon, Texas	W, 54-18
1/25/30	Canyon, Texas	W, 53-17
2/2/31	Abilene, Texas	W, 49-24
2/3/31	Abilene, Texas	W, 39-26
2/12/32	Canyon, Texas	W, 50-32
2/13/32	Canyon, Texas	W, 40-26
1/24/36	Abilene, Texas	W, 41-19
1/10/40	Canyon, Texas	W, 56-35
1/11/40	Canyon, Texas	W, 43-35
1/11/46	Canyon, Texas	W, 58-37
12/2/46	Midland, Texas	W, 45-44 (OT)
2/9/59	Canyon, Texas	L, 68-91
12/10/59	Canyon, Texas	L, 66-79
1/9/60	Abilene, Texas	L, 83-97
12/9/60	Abilene, Texas	W, 61-57
1/6/61	Canyon, Texas	W, 75-70
12/11/61	Canyon, Texas	L, 64-74
12/15/61	Abilene, Texas	L, 72-89
1/18/63	Abilene, Texas	W, 71-69
2/4/63	Canyon, Texas	L, 85-88
12/10/64	Abilene, Texas	L, 62-84
2/6/65	Canyon, Texas	L, 72-78
12/4/65	Canyon, Texas	L, 52-62
1/22/66	Abilene, Texas	L, 60-71
12/17/66	Canyon, Texas	L, 61-68
1/31/67	Canyon, Texas	L, 69-70
2/5/68	Abilene, Texas	W, 93-78
2/16/68	Canyon, Texas	W, 90-81
1/31/87	Abilene, Texas	L, 55-58
2/9/87	Canyon, Texas	W, 94-75
2/28/87	Amarillo, Texas (LSC)	L, 69-78
1986-87	Amarillo, Texas (NCAA)	W, 67-63
1/18/88	Abilene, Texas	L, 60-68
2/22/88	Canyon, Texas	W, 78-76
1/16/89	Abilene, Texas	W, 91-78
2/20/89	Canyon, Texas	W, 86-66
1/29/90	Abilene, Texas	W, 102-64
2/5/90	Canyon, Texas	W, 110-69
2/11/91	Abilene, Texas	W, 90-46
2/18/91	Canyon, Texas	W, 95-58
2/25/91	Amarillo, Texas (LSC)	W, 127-76
2/8/92	Canyon, Texas	W, 73-61
12/4/92	San Angelo, Texas	W, 79-74
1/29/94	Abilene, Texas	L, 81-90
2/5/94	Canyon, Texas	W, 89-86
3/5/94	Canyon, Texas (LSC)	W, 85-79
1/30/95	Abilene, Texas	W, 74-72
2/4/95	Canyon, Texas	W, 99-82
12/16/95	Canyon, Texas	W, 92-69
2/24/96	Abilene, Texas	L, 69-74
2/27/96	Canyon, Texas (LSC)	W, 79-73
12/14/96	Abilene, Texas	L, 69-78
2/22/97	Canyon, Texas	L, 61-65
2/25/97	Abilene, Texas (LSC)	W, 86-82
1/17/98	Abilene, Texas	W, 94-93 (OT)
2/21/98	Canyon, Texas	L, 87-91
1/9/99	Canyon, Texas	W, 75-60
2/11/99	Abilene, Texas	W, 87-82
1998-99	Wichita Falls, Texas (NCAA)	L, 96-102
1/10/00	Abilene, Texas	W, 71-68
2/3/00	Canyon, Texas	W, 103-56
1/20/01	Abilene, Texas	W, 69-60
2/15/01	Canyon, Texas	W, 87-76
1/26/02	Canyon, Texas	W, 80-58
2/21/02	Abilene, Texas	W, 82-70
1/25/03	Abilene, Texas	W, 79-63
2/20/03	Canyon, Texas	W, 79-64
1/31/04	Canyon, Texas	W, 76-61
22/604	Abilene, Texas	W, 67-66
2/5/05	Canyon, Texas	W, 97-83
2/12/05	Abilene, Texas	W, 78-68

1/17/06	Abilene, Texas	W, 65-55
2/14/06	Canyon, Texas	W, 87-73
1/20/07	Canyon, Texas	W, 78-69
2/17/07	Abilene, Texas	W, 80-68
2/7/08	Abilene, Texas	W, 90-82
2/27/08	Canyon, Texas	W, 82-77
1/17/09	Canyon, Texas	W, 77-63
2/28/09	Abilene, Texas	L, 61-62
1/16/10	Abilene, Texas	W, 79-68
2/27/10	Canyon, Texas	W, 77-63
1/19/11	Canyon, Texas	W, 71-54
2/8/11	Abilene, Texas	W, 77-65
12/13/11	Abilene, Texas	W, 61-58
2/8/12	Canyon, Texas	W, 57-49
11/28/12	Canyon, Texas	L, 58-59
1/29/13	Abilene, Texas	W, 78-69

ADAMS STATE

WT LEADS 13-5 | STREAK: W4 | H: 8-2 | A: 2-2 | N: 2-1

Date	Location	Score
3/14/37	Kansas City, Missouri (AAU Nationals)	W, 62-24
12/10/73	Canyon, Texas	W, 72-47
12/12/74	Canyon, Texas	W, 92-75
12/19/84	Canyon, Texas	W, 99-49
11/26/85	Canyon, Texas	W, 62-42
12/9/94	Canyon, Texas	W, 87-75
12/29/95	Alamosa, Colorado	W, 106-60
11/19/99	Durango, Colorado	L, 72-75
11/25/00	Alamosa, Colorado	L, 75-79
12/30/00	Canyon, Texas	W, 94-65
11/24/06	Canyon, Texas	L, 62-69
11/17/07	Alamosa, Colorado	L, 55-67
11/18/08	Alamosa, Colorado	W, 74-66
1/8/09	Canyon, Texas	L, 59-61
11/10/17	Canyon, Texas	W, 90-69
11/17/17	Pueblo, Colorado	W, 92-88
11/10/18	Alamosa, Colorado	W, 112-87
11/8/19	Canyon, Texas	W, 108-77

ALABAMA BIRMINGHAM

UAB LEADS 1-0 | STREAK: L1 | H: 0-0 | A: 0-0 | N: 0-1

Date	Location	Score
12/14/85	Honolulu, Hawaii	L, 56-65

AMERICAN INDIAN

WT LEADS 1-0 | STREAK: W1 | H: 1-0 | A: 0-0 | N: 0-0

Date	Location	Score
1/10/95	Canyon, Texas	W, 85-40

ARIZONA

ARIZONA LEADS 20-17 | STREAK: L1 | H: 12-5 | A: 4-13 | N: 1-2

Date	Location	Score
12/29/39	Oklahoma City, Oklahoma	W, 52-43
12/17/41	Tucson, Arizona	W, 71-52
2/20/42	Canyon, Texas	W, 66-59
2/20/43	Albuquerque, New Mexico	L, 39-47
3/2/46	Albuquerque, New Mexico	L, 37-44
12/12/46	Tucson, Arizona	L, 43-54
2/22/47	Canyon, Texas	W, 62-57
1/8/48	Canyon, Texas	L, 69-72 (OT)
1/15/48	Tucson, Arizona	L, 51-67
1/3/49	Tucson, Arizona	L, 59-61
2/10/49	Canyon, Texas	52-46
1/20/50	Tucson, Arizona	L, 59-67
3/1/50	Canyon, Texas	W, 61-42
1/11/51	Canyon, Texas	L, 53-59
2/2/51	Tucson, Arizona	L, 48-74
2/7/52	Tucson, Arizona	W, 59-57
2/14/52	Canyon, Texas	W, 79-73
2/18/52	Canyon, Texas	L, 51-61
3/2/53	Tucson, Arizona	L, 51-65
2/12/54	Tucson, Arizona	L, 52-61
2/20/54	Canyon, Texas	W, 79-77
1/15/55	Tucson, Arizona	L, 72-73
2/4/55	Canyon, Texas	W, 82-66
1/13/56	Tucson, Arizona	L, 64-69
2/4/56	Canyon, Texas	L, 76-78
2/8/57	Tucson, Arizona	L, 67-77
2/26/57	Canyon, Texas	W, 71-67
1/25/58	Tucson, Arizona	W, 72-62
2/1/58	Canyon, Texas	W, 80-49
1/10/59	Canyon, Texas	W, 90-76
2/16/59	Tucson, Arizona	W, 84-78
2/1/60	Canyon, Texas	W, 8-68
2/8/60	Tucson, Arizona	L, 77-86
1/26/61	Canyon, Texas	L, 77-81
2/11/61	Tucson, Arizona	L, 63-66
1/6/62	Tucson, Arizona	L, 68-76

2/12/62	Canyon, Texas	W, 87-72
---------	---------------	----------

ARIZONA STATE

WT LEADS 19-17 | STREAK: L5 | H: 14-5 | A: 5-12 | N: 0-0

Date	Location	Score
2/7/34	Tempe, Arizona	W, 48-32
12/16/41	Canyon, Texas	W, 55-29
2/19/42	Canyon, Texas	W, 87-39
12/13/46	Tempe, Arizona	L, 35-36
1/9/47	Canyon, Texas	W, 56-39
1/16/48	Tempe, Arizona	L, 48-63
2/11/48	Canyon, Texas	W, 45-39
12/16/48	Canyon, Texas	W, 63-44
2/2/49	Tempe, Arizona	L, 40-50
1/19/50	Tempe, Arizona	L, 63-68
2/11/50	Canyon, Texas	L, 54-61
2/3/51	Tempe, Arizona	W, 62-57
2/13/51	Canyon, Texas	W, 89-62
12/11/51	Canyon, Texas	L, 50-59
2/8/52	Tempe, Arizona	W, 70-69
2/21/52	Canyon, Texas	W, 75-62
1/10/53	Canyon, Texas	W, 64-59
2/28/53	Tempe, Arizona	L, 56-60
2/13/54	Tempe, Arizona	L, 77-79
2/18/54	Canyon, Texas	W, 104-76
1/14/55	Tempe, Arizona	W, 82-70
2/4/55	Canyon, Texas	W, 97-72
1/14/56	Tempe, Arizona	W, 90-88
2/2/56	Canyon, Texas	W, 100-93
1/14/57	Canyon, Texas	W, 83-82
2/9/57	Tempe, Arizona	L, 82-94
1/27/58	Tempe, Arizona	L, 80-88
2/14/58	Canyon, Texas	L, 71-101
1/12/59	Canyon, Texas	103-98
2/14/59	Tempe, Arizona	L, 70-74
1/30/59	Canyon, Texas	W, 87-84
2/6/60	Tempe, Arizona	L, 85-104
1/30/61	Canyon, Texas	L, 70-78
2/13/61	Tempe, Arizona	L, 71-108
1/4/62	Tempe, Arizona	L, 67-97
2/10/62	Canyon, Texas	L, 103-107

ARKANSAS

ARKANSAS LEADS 2-1 | STREAK: L1 | H: 0-0 | A: 0-1 | N: 1-1

Date	Location	Score
12/28/39	Oklahoma City, Oklahoma	L, 43-48
12/27/41	Oklahoma City, Oklahoma	W, 54-41
12/6/78	Fayetteville, Arkansas	L, 54-84

ARKANSAS STATE

WT LEADS 1-0 | STREAK: W1 | H: 0-0 | A: 0-0 | N: 1-0

Date	Location	Score
12/27/55	Portales, New Mexico	W, 98-66

ARKANSAS TECH

ARKANSAS TECH LEADS 2-0 | STREAK: L2 | H: 0-0 | A: 0-0 | N: 0-2

Date	Location	Score
11/20/09	Weatherford, Oklahoma	L, 63-78
3/10/12	Wichita Falls, Texas (NCAA)	L, 68-79

AZUSA PACIFIC

WT LEADS 1-0 | STREAK: W1 | H: 0-0 | A: 0-0 | N: 1-0

Date	Location	Score
12/14/16	Orange, California	W, 86-72

B

BAKER

WT LEADS 1-0 | STREAK: W1 | H: 0-0 | A: 1-0 | N: 0-0

Date	Location	Score
12/9/40	Baldwin City, Kansas	W, 59-50

BALDWIN WALLACE

WT LEADS 1-0 | STREAK: W1 | H: 0-0 | A: 0-0 | N: 1-0

Date	Location	Score
12/17/49	Kansas City, Kansas	W, 64-56

BAPTIST CHRISTIAN

WT LEADS 1-0 | STREAK: W1 | H: 1-0 | A: 0-0 | N: 1-0

Date	Location	Score
12/9/88	Amarillo, Texas	W, 92-74

BAYLOR

WT LEADS 6-3 | STREAK: W1 | H: 1-1 | A: 4-1 | N: 1-1

Date	Location	Score
1/4/27	Waco, Texas	W, 28-15
1/5/28	Waco, Texas	W, 39-31
1/6/28	Waco, Texas	L, 27-38
1/4/29	Waco, Texas	W, 50-28
1/5/29	Waco, Texas	W, 47-26
1/2/31	Canyon, Texas	L, 32-36
1/3/31	Canyon, Texas	W, 45-35
12/29/42	Oklahoma City, Oklahoma	L, 47-51
12/28/44	Oklahoma City, Oklahoma	W, 51-40

BELOIT

BELOIT LEADS 1-0 | STREAK: L1 | H: 0-0 | A: 0-1 | N: 0-0

Date	Location	Score
12/3/54	Beloit, Wisconsin	L, 69-71 (4OT)

BIOLA

BIOLA LEADS 1-0 | STREAK: L1 | H: 0-0 | A: 0-0 | N: 0-1

Date	Location	Score
11/21/87	Cedar City, Utah	L, 51-78

BRADLEY

BRADLEY LEADS 21-8 | STREAK: L10 | H: 5-7 | A: 3-14 | N: 0-0

Date	Location	Score
1/6/42	Peoria, Illinois	L, 49-52
12/9/47	Peoria, Illinois	L, 51-61
1/11/73	Canyon, Texas	W, 104-101
1/26/74	Peoria, Illinois	L, 61-98
2/22/75	Canyon, Texas	L, 75-78
2/27/75	Peoria, Illinois	L, 72-75
1/24/76	Canyon, Texas	W, 66-56
2/14/76	Peoria, Illinois	W, 74-66
1/29/77	Peoria, Illinois	L, 73-75
2/19/77	Canyon, Texas	W, 76-70 (OT)
1/9/78	Peoria, Illinois	L, 67-90
1/23/78	Canyon, Texas	L, 77-81 (OT)
1/27/79	Peoria, Illinois	W, 79-78 (2OT)
2/17/79	Canyon, Texas	W, 82-80
1/17/80	Canyon, Texas	W, 79-78
1/28/80	Peoria, Illinois	L, 79-84
3/2/80	Peoria, Illinois (MVC)	L, 59-62
1/8/81	Canyon, Texas	L, 86-88 (OT)
2/28/81	Peoria, Illinois	W, 66-64
1/16/82	Peoria, Illinois	L, 69-92
2/18/82	Canyon, Texas	L, 75-81 (OT)
2/19/83	Peoria, Illinois	L, 80-82
1/12/84	Canyon, Texas	L, 80-89
1/28/84	Peoria, Illinois	L, 81-93
1/12/85	Peoria, Illinois	L, 48-65
2/7/85	Canyon, Texas	L, 71-76
1/16/86	Peoria, Illinois	L, 53-78
1/30/86	Canyon, Texas	L, 54-63
3/3/86	Peoria, Illinois (MVC)	L, 55-61

C

CAL POLY

CAL POLY LEADS 1-0 | STREAK: L1 | H: 0-0 | A: 0-1 | N: 0-0

Date	Location	Score
1/2/91	San Luis Obispo, California	L, 75-87

CAL STATE BAKERSFIELD

WT LEADS 1-0 | STREAK: W1 | H: 1-0 | A: 0-0 | N: 0-0

Date	Location	Score
12/29/90	Bakersfield, California	W, 80-66

CAL STATE DOMINGUEZ HILLS

WT LEADS 1-0 | STREAK: W1 | H: 0-0 | A: 1-0 | N: 0-0

Date	Location	Score
12/8/89	Carson, California	W, 73-53

CAL STATE EAST BAY

WT LEADS 1-0 | STREAK: W1 | H: 0-0 | A: 1-0 | N: 0-0

Date	Location	Score
12/23/64	Canyon, Texas	W, 57-55

CAL STATE FULLERTON

CAL STATE FULLERTON LEADS 1-0 | STREAK: L1 | H: 0-0 | A: 0-1 | N: 0-0

Date	Location	Score
11/29/89	Fullerton, California	L, 74-89

CAL STATE LA

CAL STATE LA LEADS 2-1 | STREAK: L1 | H: 1-0 | A: 0-1 | N: 0-1

Date	Location	Score
12/29/66	Ogden, Utah	L, 86-98
12/19/70	Canyon, Texas	W, 92-80
1/19/71	Los Angeles, California	L, 78-83

CAL STATE NORTHRIDGE

WT LEADS 1-0 | STREAK: W1 | H: 0-0 | A: 0-1 | N: 0-0

Date	Location	Score
12/9/89	Los Angeles, California	W, 82-80

CAL STATE SAN BERNARDINO

CSSB LEADS 1-0 | STREAK: L1 | H: 0-0 | A: 0-0 | N: 0-1

Date	Location	Score
12/18/04	Las Vegas, Nevada	L, 55-76

CANISIUS

CANISIUS LEADS 1-0 | STREAK: L1 | H: 0-0 | A: 0-1 | N: 0-0

Date	Location	Score
1/23/43	Buffalo, New York	L, 41-52

CENTENARY (LA)

SERIES TIED 4-4 | STREAK: W2 | H: 2-2 | A: 2-2 | N: 0-0

Date	Location	Score
12/3/55	Shreveport, Louisiana	W, 92-85
12/15/56	Shreveport, Louisiana	W, 78-75
1/7/59	Canyon, Texas	L, 63-72
12/13/60	Shreveport, Louisiana	L, 62-66
1/3/67	Canyon, Texas	L, 68-76
2/20/67	Canyon, Texas	L, 102-104
1/20/68	Canyon, Texas	W, 92-85
2/12/68	Shreveport, Louisiana	W, 89-79

CENTRAL ARKANSAS

CENTRAL ARKANSAS LEADS 3-0 | STREAK: L3 | H: 0-2 | A: 0-1 | N: 0-0

Date	Location	Score
11/28/92	Amarillo, Texas	L, 62-64
11/9/04	Conway, Arkansas	L, 70-76 (OT)
12/11/04	Canyon, Texas	L, 55-64

CENTRAL BAPTIST

WT LEADS 1-0 | STREAK: W1 | H: 1-0 | A: 0-0 | N: 0-0

Date	Location	Score
11/29/18	Canyon, Texas	W, 77-63

CENTRAL MISSOURI

CENTRAL MISSOURI LEADS 4-1 | STREAK: L4 | H: 0-0 | A: 0-1 | N: 1-3

Date	Location	Score
3/9/33	Kansas City, Missouri (AAU Nationals)	W, 33-25
12/27/37	Oklahoma City, Oklahoma	L, 26-50
3/2/39	El Paso, Texas	L, 34-43
3/15/91	Warrensburg, Missouri (NCAA)	L, 69-72
3/12/94	Topeka, Kansas (NCAA)	L, 74-79

CENTRAL OKLAHOMA

WT LEADS 26-22 | STREAK: W1 | H: 20-7 | A: 4-13 | N: 2-2

Date	Location	Score
1/26/34	Canyon, Texas	L, 33-37
1/27/34	Canyon, Texas	L, 29-39
1/25/35	Canyon, Texas	L, 28-31
1/26/35	Canyon, Texas	W, 36-26
12/30/36	Oklahoma City, Oklahoma	L, 31-35
12/1/73	Canyon, Texas	L, 53-60
1/30/88	Edmond, Oklahoma	L, 66-67
2/13/88	Canyon, Texas	W, 98-76
11/26/88	Amarillo, Texas	W, 76-62
1/28/89	Canyon, Texas	W, 96-75
2/4/89	Edmond, Oklahoma	L, 85-96
1/20/90	Edmond, Oklahoma	W, 90-81
2/17/90	Canyon, Texas	W, 92-85
3/9/90	Commerce, Texas (LSC)	W, 94-86
1/12/91	Canyon, Texas	W, 97-82
1/26/91	Edmond, Oklahoma	W, 83-73
3/2/91	Amarillo, Texas (LSC)	W, 83-70
1/4/92	Amarillo, Texas	W, 86-82
1/20/92	Edmond, Oklahoma	L, 82-83
1/17/94	Edmond, Oklahoma	L, 81-86
2/10/94	Canyon, Texas	W, 99-91
1/21/95	Canyon, Texas	L, 99-108
2/20/95	Edmond, Oklahoma	L, 80-89
1/8/96	Edmond, Oklahoma	W, 88-85
2/1/96	Canyon, Texas	W, 111-83
1/9/97	Canyon, Texas	W, 90-68
1/30/97	Edmond, Oklahoma	L, 81-89
2/26/98	Edmond, Oklahoma (LSC)	L, 101-123

3/7/98	Canyon, Texas (NCAA)	W, 105-101
12/21/98	Edmond, Oklahoma	L, 96-100
2/23/99	Canyon, Texas (LSC)	W, 92-91
1/6/01	Canyon, Texas	W, 90-64
2/27/01	Canyon, Texas (LSC)	W, 87-79
1/5/02	Edmond, Oklahoma	L, 68-85
1/4/03	Canyon, Texas	L, 77-79
3/4/03	Canyon, Texas (LSC)	W, 88-84
12/6/03	Edmond, Oklahoma	L, 76-81
1/8/05	Canyon, Texas	L, 58-64
3/1/05	Edmond, Oklahoma (LSC)	W, 79-67
1/5/06	Edmond, Oklahoma	L, 58-69
1/4/07	Canyon, Texas	W, 78-68
12/6/07	Edmond, Oklahoma	L, 82-90
12/4/08	Canyon, Texas	W, 80-67
1/9/10	Edmond, Oklahoma	L, 64-95
3/3/10	Bartlesville, Oklahoma (LSC)	W, 80-78
12/18/10	Canyon, Texas	W, 67-60
3/5/11	Bartlesville, Oklahoma (LSC)	L, 63-66 (2OT)
11/24/18	Canyon, Texas	W, 66-62

CHICAGO STATE

WT LEADS 1-0 | STREAK: W1 | H: 1-0 | A: 0-0 | N: 0-0

Date	Location	Score
1/15/76	Canyon, Texas	W, 99-69

CHRISTIAN HERITAGE

WT LEADS 1-0 | STREAK: W1 | H: 0-0 | A: 0-1 | N: 0-0

Date	Location	Score
1/2/99	Santa Barbara, California	W, 81-75

CINCINNATI

SERIES TIED 1-1 | STREAK: W1 | H: 0-0 | A: 1-1 | N: 0-0

Date	Location	Score
12/16/50	Cincinnati, Ohio	L, 41-64
1/30/71	Cincinnati, Ohio	W, 92-83

CLARENDON

WT LEADS 7-1 | STREAK: W6 | H: 4-0 | A: 3-1 | N: 0-0

Date	Location	Score
1/28/21	Clarendon, Texas	W, 29-13
1/28/21	Clarendon, Texas	L, 30-33
2/18/21	Canyon, Texas	W, 60-36
2/18/21	Canyon, Texas	W, 36-26
1/16/22	Canyon, Texas	W, 62-27
1/16/22	Canyon, Texas	W, 57-47
2/16/22	Clarendon, Texas	W, 50-30
2/16/22	Clarendon, Texas	W, 62-38

CLARK COLLEGE

WT LEADS 1-0 | STREAK: W1 | H: 0-0 | A: 0-0 | N: 1-0

Date	Location	Score
12/28/86	Quincy, Illinois	W, 88-81

COLLEGE OF EMPORIA

WT LEADS 1-0 | STREAK: W1 | H: 0-0 | A: 1-0 | N: 0-0

Date	Location	Score
12/31/46	Emporia, Kansas	W, 56-52

COLORADO COLLEGE

SERIES TIED 1-1 | STREAK: W1 | H: 1-0 | A: 0-0 | N: 0-1

Date	Location	Score
3/14/38	Denver, Colorado (AAU Nationals)	L, 45-55
12/29/85	Canyon, Texas	W, 81-62

COLORADO MESA

WT LEADS 1-0 | STREAK: W1 | H: 0-0 | A: 0-0 | N: 1-0

Date	Location	Score
11/22/03	Golden, Colorado	W, 79-77

COLORADO SCHOOL OF MINES

WT LEADS 10-2 | STREAK: W1 | H: 6-0 | A: 3-2 | N: 1-0

Date	Location	Score
12/17/36	Canyon, Texas	W, 53-37
12/18/36	Canyon, Texas	W, 56-26
12/16/37	Canyon, Texas	W, 49-27
12/17/37	Canyon, Texas	W, 41-24
12/18/37	Canyon, Texas	W, 51-27
3/11/37	Golden, Colorado	W, 42-26
3/12/37	Golden, Colorado	W, 42-36
12/15/38	Denver, Colorado	W, 48-41
12/16/38	Golden, Colorado	W, 51-39
11/21/03	Golden, Colorado	L, 75-89
3/14/17	Golden, Colorado (NCAA)	L, 63-88
3/10/18	Canyon, Texas (NCAA)	W, 79-65

COLORADO STATE

COLORADO STATE LEADS 9-3 | STREAK: L4 | H: 3-4 | A: 0-5 | N: 0-0

Date	Location	Score
1/7/67	Canyon, Texas	L, 72-90
1/4/68	Canyon, Texas	L, 88-99
1/29/68	Fort Collins, Colorado	L, 72-90
12/18/68	Canyon, Texas	W, 102-83
2/8/69	Canyon, Texas	L, 53-55
2/27/69	Canyon, Texas	W, 74-66
12/12/70	Fort Collins, Colorado	L, 93-117
12/30/70	Canyon, Texas	W, 80-63
12/17/77	Fort Collins, Colorado	L, 70-101
12/9/78	Canyon, Texas	L, 65-69
11/27/93	Fort Collins, Colorado	L, 62-102
12/30/95	Fort Collins, Colorado	L, 64-94

COLORADO STATE-PUEBLO

WT LEADS 15-5 | STREAK: W3 | H: 11-0 | A: 4-5 | N: 0-0

Date	Location	Score
12/20/65	Pueblo, Colorado	L, 79-84
2/12/66	Canyon, Texas	W, 95-91
12/30/79	Canyon, Texas	W, 80-61
12/20/80	Canyon, Texas	W, 122-69
12/8/83	Canyon, Texas	W, 80-70
12/8/84	Pueblo, Colorado	W, 85-75
12/18/93	Canyon, Texas	W, 80-76
1/5/94	Pueblo, Colorado	L, 72-79
12/3/94	Pueblo, Colorado	L, 61-79
12/9/95	Canyon, Texas	W, 86-80
11/25/96	Pueblo, Colorado	W, 78-76
11/28/03	Canyon, Texas	W, 65-61
11/28/08	Canyon, Texas	W, 71-59
11/16/12	Pueblo, Colorado	W, 76-73
11/24/12	Canyon, Texas	W, 79-65
11/15/13	Pueblo, Colorado	L, 55-71
11/14/14	Pueblo, Colorado	L, 81-94
11/22/14	Canyon, Texas	W, 82-66
11/18/17	Pueblo, Colorado	W, 91-80
11/23/18	Canyon, Texas	W, 105-71

CONCORDIA (TX)

WT LEADS 1-0 | STREAK: W1 | H: 1-0 | A: 0-0 | N: 0-0

Date	Location	Score
12/2/96	Canyon, Texas	W, 106-53

CONCORDIA IRVINE

WT LEADS 1-0 | STREAK: W1 | H: 0-0 | A: 0-0 | N: 1-0

Date	Location	Score
11/4/18	Orange, California	W, 65-57

CREIGHTON

CREIGHTON LEADS 16-4 | STREAK: L6 | H: 3-6 | A: 1-9 | N: 0-1

Date	Location	Score
3/17/42	New York, New York (NIT)	L, 58-59
12/10/62	Omaha, Nebraska	L, 65-90
1/14/78	Canyon, Texas	L, 60-64 (OT)
2/13/78	Omaha, Nebraska	L, 51-72
1/18/79	Omaha, Nebraska	L, 62-76
2/22/79	Canyon, Texas	L, 78-80 (OT)
1/5/80	Omaha, Nebraska	L, 82-92
2/21/80	Canyon, Texas	W, 103-86
2/28/80	Omaha, Nebraska (MVC)	W, 83-67
1/24/81	Omaha, Nebraska	L, 69-86
2/26/81	Canyon, Texas	L, 86-90
1/2/82	Canyon, Texas	W, 79-57
2/4/82	Omaha, Nebraska	L, 66-68
2/26/83	Canyon, Texas	W, 72-70
1/21/84	Omaha, Nebraska	L, 77-98
2/23/84	Canyon, Texas	L, 87-93
1/10/85	Canyon, Texas	L, 61-68
2/4/85	Omaha, Nebraska	L, 63-87
1/11/86	Canyon, Texas	L, 56-58 (OT)
2/20/86	Omaha, Nebraska	L, 47-48

D

DAKOTA WESLEYAN

SERIES TIED 1-1 | STREAK: W1 | H: 0-0 | A: 0-0 | N: 1-1

Date	Location	Score
3/14/39	Kansas City, Missouri (NAIB Nationals)	L, 38-41
1/1/47	Emporia, Kansas	W, 52-44

DALLAS

WT LEADS 2-0 | STREAK: W2 | H: 2-0 | A: 0-0 | N: 0-0

Date	Location	Score
1/7/91	Canyon, Texas	W, 128-73
11/20/92	Canyon, Texas	W, 111-61

DANIEL BAKER

WT LEADS 13-3 | STREAK: W8 | H: 8-0 | A: 4-3 | N: 1-0

Date	Location	Score
1/27/26	Canyon, Texas	W, 33-24
1/28/26	Canyon, Texas	W, 45-24
2/28/27	Brownwood, Texas	L, 35-38
3/1/27	Brownwood, Texas	W, 31-30
2/27/29	Brownwood, Texas	L, 27-33
2/28/29	Brownwood, Texas	W, 38-28
1/31/29	Brownwood, Texas	L, 31-36
1/30/31	Brownwood, Texas	W, 35-34 (ot)
1/31/31	Brownwood, Texas	W, 26-17
1/1/36	Winfield, Kansas	W, 33-24
2/22/37	Canyon, Texas	W, 40-29
2/23/37	Canyon, Texas	W, 42-19
1/10/38	Canyon, Texas	W, 59-23
1/11/38	Canyon, Texas	W, 46-36
1/19/40	Canyon, Texas	W, 79-19
1/20/40	Canyon, Texas	W, 78-47

DECATUR BAPTIST

WT LEADS 2-0 | STREAK: W2 | H: 2-0 | A: 0-0 | N: 0-0

Date	Location	Score
1/27/22	Canyon, Texas	W, 56-23
1/28/22	Canyon, Texas	W, 66-33

DELTA STATE

WT LEADS 1-0 | STREAK: W1 | H: 0-0 | A: 0-0 | N: 1-0

Date	Location	Score
3/13/41	Kansas City, Missouri (NAIB Nationals)	W, 54-34

DENVER

WT LEADS 3-0 | STREAK: W3 | H: 2-0 | A: 0-0 | N: 1-0

Date	Location	Score
12/29/44	Oklahoma City, Oklahoma	W, 44-35
2/1/69	Canyon, Texas	W, 81-75
2/10/69	Canyon, Texas	W, 108-90

DEPAUL

WT LEADS 1-0 | STREAK: W1 | H: 0-0 | A: 0-0 | N: 1-0

Date	Location	Score
1/10/42	Chicago, Illinois	W, 60-43

DETROIT

DETROIT LEADS 1-0 | STREAK: L1 | H: 0-0 | A: 0-1 | N: 0-0

Date	Location	Score
1/3/66	Detroit, Michigan	L, 57-68

DRAKE

DRAKE LEADS 19-14 | STREAK: L3 | H: 10-7 | A: 4-12 | N: 0-0

Date	Location	Score
12/19/39	Canyon, Texas	W, 71-60
12/20/39	Canyon, Texas	L, 33-38
12/16/40	Des Moines, Iowa	L, 48-51
12/17/40	Des Moines, Iowa	W, 50-49
12/8/62	Canyon, Texas	L, 54-97
1/11/72	Canyon, Texas	W, 87-78
2/1/72	Des Moines, Iowa	L, 68-74
1/13/73	Canyon, Texas	L, 79-91
2/10/73	Des Moines, Iowa	L, 72-84
1/31/74	Des Moines, Iowa	W, 58-47
1/30/75	Des Moines, Iowa	L, 63-75
2/20/75	Canyon, Texas	L, 81-90
1/31/76	Des Moines, Iowa	W, 73-70
2/28/76	Canyon, Texas	W, 79-58
1/27/77	Des Moines, Iowa	W, 69-67
2/5/77	Canyon, Texas	W, 90-87
1/21/78	Canyon, Texas	W, 84-76
2/20/78	Des Moines, Iowa	L, 78-104
1/20/79	Canyon, Texas	L, 84-93
1/29/79	Des Moines, Iowa	L, 89-91
1/22/80	Des Moines, Iowa	L, 105-112
2/23/80	Canyon, Texas	W, 90-87
1/10/81	Des Moines, Iowa	L, 88-91
2/9/81	Canyon, Texas	L, 86-93
2/6/82	Canyon, Texas	W, 55-50
1/13/93	Des Moines, Iowa	L, 65-92
1/22/83	Canyon, Texas	W, 64-53
1/19/84	Canyon, Texas	W, 85-73
1/30/84	Des Moines, Iowa	L, 81-92
1/17/85	Canyon, Texas	W, 65-63
2/2/84	Des Moines, Iowa	L, 69-78
1/2/86	Des Moines, Iowa	L, 58-65
2/27/86	Canyon, Texas	L, 49-51

DRURY

WT LEADS 1-0 | STREAK: W1 | H: 0-0 | A: 0-0 | N: 1-0

Date	Location	Score
3/2/18	Orange, California	W, 68-62 (OT)

DUBUQUE

WT LEADS 1-0 | STREAK: W1 | H: 0-0 | A: 0-0 | N: 1-0

Date	Location	Score
3/10/41	Kansas City, Missouri (NAIB Nationals)	W, 77-39

E

EAST CENTRAL

WT LEADS 13-1 | STREAK: W3 | H: 7-1 | A: 5-0 | N: 1-0

Date	Location	Score
12/26/41	Oklahoma City, Oklahoma	W, 70-37
12/20/68	Canyon, Texas	W, 93-65
12/10/77	Canyon, Texas	W, 70-57
12/3/98	Canyon, Texas	W, 88-80
1/11/01	Ada, Oklahoma	W, 66-61
1/10/02	Canyon, Texas	W, 81-66
1/9/03	Ada, Oklahoma	W, 79-64
1/3/04	Canyon, Texas	W, 78-33
1/13/05	Ada, Oklahoma	W, 92-60
1/14/06	Canyon, Texas	W, 72-63
1/5/08	Canyon, Texas	L, 65-75
12/13/08	Ada, Oklahoma	W, 92-67
12/3/09	Canyon, Texas	W, 119-111 (3OT)
1/8/11	Ada, Oklahoma	W, 82-66

EMPORIA STATE

WT LEADS 3-1 | STREAK: W1 | H: 1-1 | A: 1-0 | N: 1-0

Date	Location	Score
1/2/47	Emporia, Kansas	W, 70-31
11/12/10	Bartlesville, Oklahoma	W, 70-67
11/29/14	Canyon, Texas	L, 63-68
11/28/19	Canyon, Texas	W, 84-68

EVANSVILLE

WT LEADS 1-0 | STREAK: W1 | H: 0-0 | A: 1-0 | N: 0-0

Date	Location	Score
1/8/42	Evansville, Indiana	W, 64-45

F

FERRIS STATE

FERRIS STATE LEADS 1-0 | STREAK: L1 | H: 0-0 | A: 0-0 | N: 0-1

Date	Location	Score
3/22/18	Sioux Falls, South Dakota (NCAA)	L, 79-85

FORT HAYS STATE

FORT HAYS STATE LEADS 2-0 | STREAK: L1 | H: 0-0 | A: 0-1 | N: 0-1

Date	Location	Score
12/20/91	Topeka, Kansas	L, 65-68
3/12/11	Edmond, Oklahoma (NCAA)	L, 49-75

FORT LEWIS

WT LEADS 8-2 | STREAK: W1 | H: 6-0 | A: 2-1 | N: 0-1

Date	Location	Score
12/1/71	Canyon, Texas	W, 100-78
12/6/83	Canyon, Texas	W, 91-84
11/24/84	Canyon, Texas	W, 85-78
11/15/97	Durango, Colorado	W, 86-69
11/29/97	Canyon, Texas	W, 113-74
11/20/99	Durango, Colorado	W, 70-60
11/24/00	Alamosa, Colorado	L, 75-85
12/2/00	Canyon, Texas	W, 85-69
11/13/15	Durango, Colorado	L, 81-91
11/11/16	Canyon, Texas	W, 90-82

FURMAN

WT LEADS 1-0 | STREAK: W1 | H: 1-0 | A: 0-0 | N: 0-0

Date	Location	Score
2/22/47	Canyon, Texas	W, 45-53

G

GENEVA

GENEVA LEADS 1-0 | STREAK: L1 | H: 0-1 | A: 0-0 | N: 0-0

Date	Location	Score
11/29/83	Canyon, Texas	L, 80-83

GEORGE WASHINGTON

GEORGE WASHINGTON LEADS 1-0 | STREAK: L1 | H: 0-0 | A: 0-0 | N: 0-0

Date	Location	Score
12/28/62	Shreveport, Louisiana	L, 69-71

GRAND CANYON

WT LEADS 2-1 | STREAK: L1 | H: 2-0 | A: 0-1 | N: 0-0

Date	Location	Score
12/7/90	Canyon, Texas	W, 93-73
2/6/93	Canyon, Texas	W, 79-70
2/23/93	Phoenix, Arizona	L, 84-84

GRAND VIEW

WT LEADS 1-0 | STREAK: W1 | H: 0-0 | A: 0-0 | N: 1-0

Date	Location	Score
11/18/88	Maryville, Missouri	W, 70-58

GUSTAVUS ADOLPHUS

WT LEADS 1-0 | STREAK: W1 | H: 0-0 | A: 1-0 | N: 0-0

Date	Location	Score
12/7/54	St. Peter, Minnesota	W, 83-65

H

HAMLIN

WT LEADS 1-0 | STREAK: W1 | H: 0-0 | A: 1-0 | N: 0-0

Date	Location	Score
12/8/54	Saint Paul, Minnesota	W, 67-64

HARDIN-SIMMONS

WT LEADS 75-47 | STREAK: L1 | H: 52-10 | A: 23-37 | N: 0-0

Date	Location	Score
3/2/21	Abilene, Texas	L, 29-27
3/3/21	Abilene, Texas	W, 19-18
1/11/22	Abilene, Texas	L, 19-29
1/12/22	Abilene, Texas	L, 21-22
1/15/23	Canyon, Texas	L, 26-30
1/16/23	Canyon, Texas	W, 30-17
2/12/24	Abilene, Texas	W, 25-14
2/13/24	Abilene, Texas	L, 17-19
2/13/25	Canyon, Texas	W, 47-13
2/14/25	Canyon, Texas	W, 37-23
3/6/25	Abilene, Texas	W, 40-24
3/7/25	Abilene, Texas	L, 25-32
2/15/28	Canyon, Texas	W, 63-36
2/16/28	Canyon, Texas	W, 60-30
1/15/30	Canyon, Texas	W, 32-19
2/14/30	Abilene, Texas	L, 20-32
1/24/31	Canyon, Texas	W, 38-17
2/3/32	Abilene, Texas	W, 57-30
2/4/32	Abilene, Texas	W, 51-34
2/8/32	Canyon, Texas	W, 48-22
2/9/32	Canyon, Texas	W, 63-36
3/13/35	Canyon, Texas	L, 38-41
3/14/35	Canyon, Texas	W, 37-36
1/22/36	Abilene, Texas	L, 32-36
1/23/36	Abilene, Texas	L, 34-38
2/24/36	Canyon, Texas	W, 43-42
2/25/36	Canyon, Texas	W, 37-31
2/1/37	Canyon, Texas	L, 24-26
2/2/37	Canyon, Texas	L, 28-33
2/20/37	Abilene, Texas	L, 12-24
2/21/37	Abilene, Texas	L, 21-23
1/31/38	Abilene, Texas	W, 26-21
2/1/38	Abilene, Texas	W, 26-21
2/28/38	Canyon, Texas	W, 38-19
3/1/38	Canyon, Texas	W, 25-24
1/30/39	Abilene, Texas	W, 45-30
1/31/39	Abilene, Texas	W, 38-28
3/6/39	Canyon, Texas	W, 61-30
3/7/39	Canyon, Texas	W, 56-26
1/15/40	Abilene, Texas	W, 49-25
1/16/40	Abilene, Texas	L, 25-32 (OT)
2/19/40	Canyon, Texas	W, 75-39
2/20/40	Canyon, Texas	W, 73-35
1/14/41	Canyon, Texas	W, 74-40
1/15/41	Canyon, Texas	W, 67-36
2/17/41	Canyon, Texas	W, 80-35
2/18/41	Canyon, Texas	W, 76-34
2/6/42	Canyon, Texas	W, 87-30
2/14/42	Canyon, Texas	W, 108-45
1/8/43	Canyon, Texas	W, 59-38
1/9/43	Canyon, Texas	W, 68-40
12/4/44	Abilene, Texas	W, 54-24
12/5/44	Abilene, Texas	W, 44-20
1/3/45	Canyon, Texas	W, 68-33
1/4/45	Canyon, Texas	W, 67-22
2/8/46	Canyon, Texas	W, 73-45

2/9/46	Canyon, Texas	W, 63-39
2/15/46	Abilene, Texas	W, 58-31
2/16/46	Abilene, Texas	W, 49-39
1/14/47	Canyon, Texas	W, 57-31
2/7/47	Abilene, Texas	L, 50-52
1/6/48	Abilene, Texas	L, 38-41
2/3/48	Canyon, Texas	W, 51-39
2/7/49	Canyon, Texas	W, 61-50
2/28/49	Abilene, Texas	L, 45-71
1/11/50	Canyon, Texas	W, 68-50
2/2/50	Abilene, Texas	L, 47-53
1/29/51	Canyon, Texas	W, 48-47
2/23/51	Abilene, Texas	L, 47-49
1/21/52	Abilene, Texas	W, 60-54
2/19/52	Canyon, Texas	W, 81-54
1/17/53	Abilene, Texas	L, 61-64
1/24/53	Canyon, Texas	W, 68-54
1/12/54	Canyon, Texas	W, 64-62
2/27/54	Abilene, Texas	W, 70-65
12/22/54	Canyon, Texas	W, 67-54
1/22/55	Canyon, Texas	W, 78-62
2/25/55	Abilene, Texas	W, 75-67
1/10/56	Canyon, Texas	W, 85-76
2/23/56	Abilene, Texas	W, 62-59
1/19/57	Abilene, Texas	L, 67-84
2/2/57	Canyon, Texas	L, 51-55
1/7/58	Abilene, Texas	L, 57-62
2/18/58	Canyon, Texas	L, 57-59
3/7/59	Canyon, Texas	W, 80-66
2/21/59	Abilene, Texas	L, 63-92
1/8/60	Abilene, Texas	W, 102-84
2/27/60	Canyon, Texas	W, 85-81
1/14/61	Canyon, Texas	W, 73-70
2/18/61	Abilene, Texas	L, 81-98
1/13/62	Canyon, Texas	W, 64-60
1/20/62	Abilene, Texas	W, 91-75
1/19/63	Abilene, Texas	L, 66-85
2/2/63	Canyon, Texas	L, 78-88
1/17/64	Canyon, Texas	W, 56-55
2/1/64	Abilene, Texas	L, 68-103
12/11/64	Abilene, Texas	W, 79-78 (OT)
2/13/65	Canyon, Texas	W, 95-74
3/2/65	Abilene, Texas	L, 50-54
2/14/66	Abilene, Texas	L, 65-74
3/1/66	Canyon, Texas	L, 94-104
2/6/67	Canyon, Texas	L, 91-102
2/13/67	Canyon, Texas	L, 71-103
2/3/68	Abilene, Texas	W, 80-70
2/10/68	Canyon, Texas	W, 84-65
1/7/69	Canyon, Texas	W, 111-104
2/24/69	Canyon, Texas	L, 118-122 (2OT)
12/16/9	Abilene, Texas	W, 73-71
2/18/70	Canyon, Texas	W, 89-76
2/6/71	Canyon, Texas	W, 107-59
2/20/71	Abilene, Texas	L, 83-89
1/3/74	Canyon, Texas	W, 72-67
2/25/74	Abilene, Texas	L, 69-73

HARDING

WT LEADS 5-0 | STREAK: W5 | H: 4-0 | A: 1-0 | N: 0-0

Date	Location	Score
12/6/97	Canyon, Texas	W, 71-60
12/4/99	Searcy, Arkansas	W, 71-60
2/29/00	Canyon, Texas (LSC)	W, 92-67
1/24/07	Canyon, Texas	W, 86-80
11/28/14	Canyon, Texas	W, 81-80

HAWAII

WT LEADS 1-0 | STREAK: W1 | H: 0-0 | A: 1-0 | N: 0-0

Date	Location	Score
12/13/85	Honolulu, Hawaii	W, 68-65 (OT)

HENDERSON STATE

WT LEADS 2-0 | STREAK: W2 | H: 2-0 | A: 0-0 | N: 0-0

Date	Location	Score
1/3/89	Canyon, Texas	W, 77-67
11/27/92	Amarillo, Texas	W, 89-47

HILLSDALE BAPTIST

WT LEADS 3-0 | STREAK: W3 | H: 3-0 | A: 0-0 | N: 0-0

Date	Location	Score
1/3/13	Canyon, Texas	W, 77-47
1/3/14	Canyon, Texas	W, 85-65
1/3/15	Canyon, Texas	W, 105-58

HOUSTON

HOUSTON LEADS 12-3 | STREAK: W1 | H: 3-5 | A: 0-7 | N: 0-0

Date	Location	Score
12/2/59	Houston, Texas	L, 60-105
1/14/67	Canyon, Texas	L, 72-103
2/23/67	Canyon, Texas	L, 72-120
1/8/68	Houston, Texas	L, 53-98
3/4/68	Canyon, Texas	L, 76-107
2/4/69	Canyon, Texas	W, 86-76
1/10/70	Houston, Texas	L, 83-91
3/2/70	Canyon, Texas	L, 80-96
1/9/71	Houston, Texas	L, 71-90
3/1/71	Canyon, Texas	W, 86-77
1/5/73	Houston, Texas	L, 84-130
1/19/74	Houston, Texas	L, 58-88
12/9/74	Canyon, Texas	L, 71-80
11/30/81	Houston, Texas	L, 73-84
12/20/86	Canyon, Texas	W, 68-66

HOUSTON BAPTIST

WT LEADS 4-0 | STREAK: W4 | H: 3-0 | A: 1-0 | N: 0-0

Date	Location	Score
2/10/70	Canyon, Texas	W, 77-67
1/7/71	Houston, Texas	W, 82-72
2/13/71	Canyon, Texas	W, 79-65
2/5/72	Canyon, Texas	W, 76-74

HOWARD PAYNE

WT LEADS 8-0 | STREAK: W8 | H: 7-0 | A: 1-0 | N: 0-0

Date	Location	Score
1/12/23	Canyon, Texas	W, 31-23
1/13/23	Canyon, Texas	W, 26-14
1/18/37	Canyon, Texas	W, 30-22
1/19/37	Canyon, Texas	W, 44-26
1/17/38	Canyon, Texas	W, 51-39
1/18/38	Canyon, Texas	W, 61-37
1/19/87	Brownwood, Texas	W, 75-65
2/21/87	Canyon, Texas	W, 84-63

HUSTON-TILLOTSON

WT LEADS 1-0 | STREAK: W1 | H: 1-0 | A: 0-0 | N: 0-0

Date	Location	Score
1/16/93	Canyon, Texas	W, 95-62

HUTCHINSON (KAN.)

HUTCHINSON LEADS 1-0 | STREAK: L1 | H: 0-0 | A: 0-0 | N: 0-1

Date	Location	Score
3/19/35	Denver, Colorado (AAU Nationals)	L, 28-47

IDAHO STATE

IDAHO STATE LEADS 3-1 | STREAK: W1 | H: 1-1 | A: 0-2 | N: 0-0

Date	Location	Score
12/12/58	Pocatello, Idaho	L, 42-79
12/13/58	Pocatello, Idaho	L, 59-63
12/22/62	Canyon, Texas	L, 72-74
12/28/64	Canyon, Texas	W, 99-88

ILLINOIS

ILLINOIS LEADS 1-0 | STREAK: L1 | H: 0-0 | A: 0-1 | N: 0-0

Date	Location	Score
12/10/83	Champaign, Illinois	L, 58-69

ILLINOIS STATE

ILLINOIS STATE LEADS 10-2 | STREAK: L3 | H: 1-4 | A: 0-6 | N: 1-0

Date	Location	Score
12/12/68	Hattiesburg, Mississippi	W, 91-67
3/3/80	Normal, Illinois (NIT)	L, 63-80
1/18/82	Normal, Illinois	L, 53-65
2/20/82	Canyon, Texas	L, 49-51
1/8/83	Canyon, Texas	L, 73-89
2/21/83	Normal, Illinois	L, 59-74
2/4/84	Canyon, Texas	L, 82-93
2/13/84	Normal, Illinois	L, 72-86
2/14/85	Canyon, Texas	W, 68-66
2/21/85	Normal, Illinois	L, 58-74
1/18/86	Normal, Illinois	L, 32-42
2/13/86	Canyon, Texas	L, 61-66

INCARNATE WORD

INCARNATE WORD LEADS 4-3 | STREAK: L3 | H: 2-2 | A: 1-2 | N: 0-0

Date	Location	Score
1/7/92	Canyon, Texas	W, 91-66
1/12/11	San Antonio, Texas	L, 78-61
2/23/11	Canyon, Texas	W, 81-71

12/1/11	San Antonio, Texas	W, 65-63
1/26/12	Canyon, Texas	L, 53-63
1/10/13	San Antonio, Texas	L, 62-66
2/21/13	Canyon, Texas	L, 67-69

INDIANA STATE

INDIANA STATE LEADS 16-5 | STREAK: L1 | H: 2-7 | A: 3-9 | N: 0-0

Date	Location	Score
2/8/47	Terre Haute, Indiana	L, 50-71
12/20/76	Terre Haute, Indiana	L, 61-75
1/8/77	Canyon, Texas	L, 41-43
1/7/78	Terre Haute, Indiana	L, 63-79
2/4/78	Canyon, Texas	L, 50-67
2/2/77	Terre Haute, Indiana	L, 71-90
1/6/79	Canyon, Texas	L, 77-98
2/12/79	Terre Haute, Indiana	L, 75-100
2/27/79	Terre Haute, Indiana (MVC)	L, 84-94
1/12/80	Terre Haute, Indiana	L, 76-81
1/26/80	Canyon, Texas	L, 53-61
2/12/81	Terre Haute, Indiana	W, 98-84
2/21/81	Canyon, Texas	W, 104-88
2/13/82	Terre Haute, Indiana	W, 83-80 (OT)
3/5/83	Canyon, Texas	L, 103-111
2/11/84	Terre Haute, Indiana	W, 91-86
3/3/84	Canyon, Texas	L, 98-113
1/5/85	Canyon, Texas	L, 88-91 (2OT)
2/23/85	Terre Haute, Indiana	L, 64-77
1/9/86	Canyon, Texas	W, 61-50
2/6/86	Terre Haute, Indiana	L, 46-54

JACKSONVILLE

WT LEADS 2-0 | STREAK: W2 | H: 1-0 | A: 1-0 | N: 0-0

Date	Location	Score
12/20/75	Jacksonville, Florida	W, 69-69 (OT)
12/4/76	Canyon, Texas	W, 88-75

JACKSONVILLE STATE

JACKSONVILLE STATE LEADS 1-0 | STREAK: L1 | H: 0-0 | A: 0-1 | N: 0-0

Date	Location	Score
12/7/91	Jacksonville, Alabama	L, 71-78

JARVIS CHRISTIAN

WT LEADS 1-0 | STREAK: W1 | H: 1-0 | A: 0-0 | N: 0-0

Date	Location	Score
1/28/98	Canyon, Texas	W, 94-46

KANSAS STATE

KANSAS STATE LEADS 1-0 | STREAK: L1 | H: 0-0 | A: 0-1 | N: 0-0

Date	Location	Score
12/19/94	Manhattan, Kansas	L, 44-77

KENTUCKY

KENTUCKY LEADS 2-0 | STREAK: L2 | H: 0-0 | A: 0-2 | N: 0-0

Date	Location	Score
12/1/50	Lexington, Kentucky	L, 43-73
12/4/78	Lexington, Kentucky	L, 67-121

KENTUCKY STATE

WT LEADS 1-0 | STREAK: W1 | H: 0-0 | A: 0-0 | N: 1-0

Date	Location	Score
12/30/88	Erie, Pennsylvania	W, 91-81

KENTUCKY WESLEYAN

KENTUCKY WESLEYAN LEADS 1-0 | STREAK: L1 | H: 0-0 | A: 0-0 | N: 0-1

Date	Location	Score
3/16/91	Warrensburg, Missouri (NCAA)	L, 78-91

LAMAR

LAMAR LEADS 1-0 | STREAK: L1 | H: 0-0 | A: 0-1 | N: 0-0

Date	Location	Score
12/15/88	Beaumont, Texas	L, 67-79

LANGSTON

WT LEADS 3-0 | STREAK: W3 | H: 3-0 | A: 0-0 | N: 0-0

Date	Location	Score
12/11/93	Canyon, Texas	W, 84-54
1/27/15	Canyon, Texas	W, 92-71

11/25/17	Canyon, Texas	W, 107-93
----------	---------------	-----------

LE MOYNE

WT LEADS 1-0 | STREAK: W1 | H: 0-0 | A: 0-0 | N: 1-0

Date	Location	Score
3/20/18	Sioux Falls, South Dakota (NCAA)	W, 87-73

LETOURNEAU

WT LEADS 1-0 | STREAK: W1 | H: 1-0 | A: 0-0 | N: 0-0

Date	Location	Score
11/24/95	Canyon, Texas	W, 111-63

LOUISIANA

LOUISIANA LEADS 5-2 | STREAK: W5 | H: 2-3 | A: 0-2 | N: 0-0

Date	Location	Score
12/6/68	Canyon, Texas	W, 79-75
12/10/68	Canyon, Texas	L, 74-90
12/17/69	Lafayette, Louisiana	L, 67-69
2/14/70	Canyon, Texas	W, 96-73
12/5/71	Canyon, Texas	L, 86-91
1/15/72	Lafayette, Louisiana	L, 94-134
2/8/72	Canyon, Texas	L, 67-78

LOUISIANA MONROE

WT LEADS 1-0 | STREAK: W1 | H: 1-0 | A: 0-0 | N: 0-0

Date	Location	Score
12/12/72	Canyon, Texas	W, 86-83

LOUISIANA TECH

LOUISIANA TECH LEADS 1-0 | STREAK: L1 | H: 0-0 | A: 0-0 | N: 0-1

Date	Location	Score
12/27/62	Shreveport, Louisiana	L, 77-81

LOUISVILLE

LOUISVILLE LEADS 6-1 | STREAK: L1 | H: 0-4 | A: 1-2 | N: 0-0

Date	Location	Score
2/22/73	Canyon, Texas	L, 70-85
2/2/74	Louisville, Kentucky	L, 73-99
2/9/74	Canyon, Texas	L, 62-81
1/9/75	Canyon, Texas	L, 51-53
2/25/75	Louisville, Kentucky	L, 69-75
1/3/76	Louisville, Kentucky	W, 84-78 (OT)
1/22/76	Canyon, Texas	L, 57-69

LOYOLA (LA)

SERIES TIED 1-1 | STREAK: L1 | H: 1-0 | A: 0-1 | N: 0-0

Date	Location	Score
12/21/45	Canyon, Texas	W, 60-47
1/18/47	New Orleans, Louisiana	L, 47-54

LOYOLA MARYMOUNT

WT LEADS 2-1 | STREAK: W2 | H: 1-0 | A: 1-1 | N: 0-0

Date	Location	Score
12/7/53	Los Angeles, California	L, 52-70
1/20/71	Los Angeles, California	W, 84-73
1/18/73	Canyon, Texas	W, 90-78

LINCOLN MEMORIAL

WT LEADS 1-0 | STREAK: W1 | H: 0-0 | A: 0-0 | N: 1-0

Date	Location	Score
11/1/19	St. Joseph, Missouri	W, 99-89 (OT)

LINDENWOOD

WT LEADS 1-0 | STREAK: W1 | H: 0-0 | A: 0-0 | N: 1-0

Date	Location	Score
3/3/18	Orange, California	W, 65-62

LIU BROOKLYN

LIU BROOKLYN LEADS 5-1 | STREAK: L1 | H: 1-0 | A: 0-2 | N: 0-3

Date	Location	Score
3/15/37	Kansas City, Missouri (AAU Nationals)	L, 30-38
1/28/42	New York City, New York	L, 56-58 (OT)
1/28/43	New York City, New York	L, 53-69
12/11/71	Brooklyn, New York	L, 64-69
1/24/72	Canyon, Texas	W, 84-69
12/16/72	Brooklyn, New York	L, 64-89

LIU POST

WT LEADS 1-0 | STREAK: W1 | H: 1-0 | A: 0-0 | N: 0-0

Date	Location	Score
11/27/98	Canyon, Texas	W, 105-52

LSU-SHREVEPORT

WT LEADS 1-0 | STREAK: W1 | H: 0-0 | A: 0-0 | N: 1-0

Date	Location	Score
11/10/12	Weatherford, Oklahoma	W, 54-40

MARSHALL

SERIES TIED 1-1 | STREAK: W1 | H: 1-0 | A: 0-0 | N: 0-1

Date	Location	Score
12/27/47	Los Angeles, California	L, 55-56
12/23/48	Canyon, Texas	W, 66-47

MARY HARDIN-BAYLOR

WT LEADS 4-0 | STREAK: W4 | H: 3-0 | A: 0-0 | N: 1-0

Date	Location	Score
11/16/90	Canyon, Texas	W, 102-67
1/25/92	Canyon, Texas	W, 104-64
11/19/93	Canyon, Texas	W, 86-72
11/23/01	Stephenville, Texas	W, 80-65

MCMURRY

WT LEADS 28-8 | STREAK: W7 | H: 18-4 | A: 10-4 | N: 0-0

Date	Location	Score
3/4/25	Abilene, Texas	W, 39-26
3/5/25	Abilene, Texas	W, 38-25
2/3/26	Canyon, Texas	W, 42-14
2/4/26	Canyon, Texas	W, 41-19
3/2/27	Abilene, Texas	W, 35-18
3/3/27	Abilene, Texas	W, 39-20
2/6/28	Canyon, Texas	W, 44-25
2/7/28	Canyon, Texas	W, 40-23
2/12/30	Abilene, Texas	W, 23-19
2/13/30	Abilene, Texas	W, 37-28
2/6/31	Canyon, Texas	W, 48-26
2/7/31	Canyon, Texas	W, 41-11
2/1/32	Abilene, Texas	W, 47-30
2/2/32	Abilene, Texas	W, 43-41
1/13/36	Abilene, Texas	W, 47-25
1/25/36	Abilene, Texas	L, 35-40
1/4/40	Canyon, Texas	W, 65-32
1/5/40	Canyon, Texas	W, 72-35
1/6/41	Canyon, Texas	W, 74-27
1/7/41	Canyon, Texas	W, 73-36
12/2/49	Canyon, Texas	W, 74-30
12/6/52	Canyon, Texas	W, 90-72
1/31/59	Canyon, Texas	L, 66-73
1/10/60	Abilene, Texas	L, 61-70
1/21/61	Canyon, Texas	L, 79-87
12/14/61	Abilene, Texas	L, 64-74
2/2/62	Canyon, Texas	L, 93-94
12/18/62	Abilene, Texas	L, 77-81
1/26/63	Canyon, Texas	L, 76-88
2/8/64	Abilene, Texas	W, 76-70
2/22/64	Canyon, Texas	W, 106-88
1/11/65	Canyon, Texas	W, 75-70
12/16/78	Canyon, Texas	W, 93-75
11/22/89	Canyon, Texas	W, 102-73
11/27/90	Canyon, Texas	W, 103-54
11/18/95	Canyon, Texas	W, 68-65

MCNEESE STATE

WT LEADS 2-0 | STREAK: W2 | H: 2-0 | A: 0-0 | N: 0-0

Date	Location	Score
12/1/56	Canyon, Texas	W, 61-50
12/13/75	Canyon, Texas	W, 69-60

MCPHERSON

WT LEADS 1-0 | STREAK: W1 | H: 0-0 | A: 1-0 | N: 0-0

Date	Location	Score
12/30/35	Winfield, Kansas	W, 53-25

MEMPHIS

MEMPHIS LEADS 3-0 | STREAK: L3 | H: 0-2 | A: 0-1 | N: 0-0

Date	Location	Score
2/17/73	Canyon, Texas	L, 79-116
1/5/74	Canyon, Texas	L, 49-53
12/25/82	Memphis, Tennessee	L, 74-89

MID-AMERICA CHRISTIAN

WT LEADS 2-0 | STREAK: W2 | H: 2-0 | A: 0-0 | N: 0-0

Date	Location	Score
1/2/15	Canyon, Texas	W, 92-84 (OT)
12/8/15	Canyon, Texas	W, 81-76

MIDDLE TENNESSEE STATE

MIDDLE TENNESSEE STATE LEADS 2-0 | STREAK: L2 | H: 0-1 | A: 0-1 | N: 0-0

Date	Location	Score
12/4/56	Murfreesboro, Tennessee	L, 78-96
12/16/57	Canyon, Texas	L, 85-88

MISSISSIPPI COLLEGE

MISSISSIPPI COLLEGE LEADS 2-0 | STREAK: L2 | H: 0-2 | A: 0-0 | N: 0-0

Date	Location	Score
12/10/88	Amarillo, Texas	L, 87-88
11/28/91	Amarillo, Texas	L, 73-78

MISSOURI

MISSOURI LEADS 1-0 | STREAK: L1 | H: 0-0 | A: 1-0 | N: 0-0

Date	Location	Score
12/5/80	Columbia, Missouri	L, 70-88

MISSOURI S&T

WT LEADS 3-0 | STREAK: W3 | H: 0-0 | A: 1-0 | N: 2-0

Date	Location	Score
12/30/86	Wichita Falls, Texas	W, 66-57
1/3/93	Rolla, Missouri	W, 84-67
11/12/11	Wichita, Kansas	W, 63-59

MISSOURI SOUTHERN

WT LEADS 2-1 | STREAK: W1 | H: 2-0 | A: 0-1 | N: 0-0

Date	Location	Score
11/26/04	Canyon, Texas	W, 67-57
11/18/06	Joplin, Missouri	L, 70-75
11/23/12	Canyon, Texas	W, 57-55

MISSOURI STATE

WT LEADS 2-1 | STREAK: L1 | H: 2-0 | A: 0-0 | N: 0-1

Date	Location	Score
12/30/42	Oklahoma City, Oklahoma	W, 55-53
12/28/53	Canyon, Texas	W, 68-58
12/19/61	Canyon, Texas	L, 63-79

MISSOURI-ST. LOUIS

SERIES TIED 1-1 | STREAK: W1 | H: 0-0 | A: 0-0 | N: 1-1

Date	Location	Score
11/21/09	Weatherford, Oklahoma	L, 64-81
12/20/14	For Lauderdale, Florida	W, 67-59

MISSOURI WESTERN

SERIES TIED 2-2 | STREAK: W1 | H: 2-0 | A: 0-1 | N: 0-1

Date	Location	Score
3/16/90	Cape Girardeau, Missouri	L, 71-73
3/8/94	Canyon, Texas (NCAA)	W, 94-82
12/6/96	St. Joseph, Missouri	L, 61-78
11/28/98	Canyon, Texas	W, 83-69

MONTANA

MONTANA LEADS 1-0 | STREAK: L1 | H: 0-0 | A: 0-1 | N: 0-0

Date	Location	Score
12/17/82	Bozeman Montana	L, 82-88

MONTANA STATE-BILLINGS

WT LEADS 1-0 | STREAK: W1 | H: 1-0 | A: 0-0 | N: 0-0

Date	Location	Score
12/20/83	Canyon, Texas	W, 90-71

MOREHEAD STATE

WT LEADS 2-1 | STREAK: L1 | H: 2-0 | A: 0-1 | N: 0-0

Date	Location	Score
12/5/47	Canyon, Texas	W, 62-53
12/6/47	Canyon, Texas	W, 54-52
1/28/71	Morehead, Kentucky	L, 78-90

MORNINGSIDE

WT LEADS 1-0 | STREAK: W1 | H: 0-0 | A: 0-0 | N: 1-0

Date	Location	Score
11/22/86	Wichita Falls, Texas	W, 69-54

MSU DENVER

MSU DENVER LEADS 1-0 | STREAK: L1 | H: 0-0 | A: 0-1 | N: 0-0

Date	Location	Score
11/16/13	Pueblo, Colorado	L, 50-65

MURRAY STATE

MURRAY STATE LEADS 5-1 | STREAK: W1 | H: 0-1 | A: 1-2 | N: 0-2

Date	Location	Score
12/15/50	Huntington, West Virginia	L, 44-52
3/12/52	Kansas City, Missouri (NAIB Nationals)	L, 73-75
12/20/55	Canyon, Texas	L, 76-101
12/7/56	Murray, Kentucky	L, 65-74
12/8/56	Murray, Kentucky	L, 66-88
12/19/63	Murray, Kentucky	W, 79-74

NATIONAL CHRISTIAN

WT LEADS 4-0 | STREAK: W4 | H: 4-0 | A: 0-0 | N: 0-0

Date	Location	Score
11/18/94	Canyon, Texas	W, 155-76
11/22/95	Canyon, Texas	W, 88-69
12/9/00	Canyon, Texas	W, 104-62
12/6/01	Canyon, Texas	W, 91-30

NEBRASKA-KEARNEY

WT LEADS 2-1 | STREAK: W1 | H: 2-0 | A: 0-1 | N: 0-0

Date	Location	Score
12/19/87	Canyon, Texas	W, 107-85
1/28/93	Kearney, Nebraska	L, 73-81
2/27/93	Canyon, Texas	W, 98-74

NEVADA

NEVADA LEADS 0-1 | STREAK: L1 | H: 0-0 | A: 0-0 | N: 0-1

Date	Location	Score
3/13/46	Kansas City, Missouri (NAIB Nationals)	L, 46-60

NEW HAVEN

WT LEADS 1-0 | STREAK: W1 | H: 0-0 | A: 0-0 | N: 1-0

Date	Location	Score
12/28/90	Bakersfield, California	W, 96-73

NEW MEXICO

WT LEADS 22-13 | STREAK: L3 | H: 16-2 | A: 6-11 | N: 0-0

Date	Location	Score
1/10/42	Canyon, Texas	W, 67-44
2/23/42	Canyon, Texas	W, 75-45
1/11/43	Albuquerque, New Mexico	W, 60-45
1/12/43	Albuquerque, New Mexico	W, 57-46
2/5/43	Canyon, Texas	W, 48-37
2/6/43	Canyon, Texas	W, 45-38
1/5/45	Albuquerque, New Mexico	L, 53-54
1/6/45	Albuquerque, New Mexico	L, 34-37
1/4/46	Canyon, Texas	W, 59-42
1/18/46	Albuquerque, New Mexico	L, 36-40
1/19/46	Albuquerque, New Mexico	W, 47-34
3/1/46	Albuquerque, New Mexico	W, 46-38
2/14/47	Canyon, Texas	L, 47-51
3/1/47	Canyon, Texas	W, 62-54
12/16/47	Canyon, Texas	W, 69-54
2/19/48	Albuquerque, New Mexico	L, 47-48
1948-49	Canyon, Texas	W, 56-42
1/7/49	Albuquerque, New Mexico	L, 50-52
2/19/49	Canyon, Texas	W, 60-48
1949-50	Canyon, Texas	W, 63-46
1/12/50	Canyon, Texas	W, 37-33
2/16/50	Albuquerque, New Mexico	W, 70-61
1/6/51	Canyon, Texas	W, 69-47
2/27/51	Albuquerque, New Mexico	L, 54-65
12/5/51	Canyon, Texas	W, 69-49
12/10/51	Albuquerque, New Mexico	W, 63-43
12/1/52	Albuquerque, New Mexico	L, 46-62
12/2/52	Albuquerque, New Mexico	L, 53-64
12/30/52	Canyon, Texas	W, 77-75
12/19/55	Canyon, Texas	W, 88-80
12/29/56	Canyon, Texas	L, 78-88 (OT)
1/5/63	Canyon, Texas	W, 63-58
1/4/64	Albuquerque, New Mexico	L, 63-85
12/13/67	Albuquerque, New Mexico	L, 78-94
12/4/79	Albuquerque, New Mexico	L, 100-112

NEW MEXICO HIGHLANDS

WT LEADS 31-2 | STREAK: W8 | H: 20-1 | A: 10-1 | N: 1-0

Date	Location	Score
1/19/34	Las Vegas, New Mexico	W, 32-21
1/20/34	Las Vegas, New Mexico	W, 25-23
2/16/34	Canyon, Texas	W, 36-32
2/17/34	Canyon, Texas	L, 25-33
2/8/35	Canyon, Texas	W, 47-34
2/9/35	Canyon, Texas	W, 36-31
12/1/64	Canyon, Texas	W, 113-96
1/30/65	Las Vegas, New Mexico	W, 86-74

1/14/74	Canyon, Texas	W, 96-65
11/27/84	Canyon, Texas	W, 140-70
11/22/96	Canyon, Texas	W, 90-64
11/17/97	Las Vegas, New Mexico	W, 96-82
11/27/97	Canyon, Texas	W, 87-64
11/19/01	Las Vegas, New Mexico	W, 88-79
12/29/01	Canyon, Texas	W, 77-72
11/26/02	Canyon, Texas	W, 85-75
12/14/02	Canyon, Texas	W, 91-58
11/19/05	Las Vegas, New Mexico	W, 81-72
12/30/05	Canyon, Texas	W, 75-61
11/27/06	Las Vegas, New Mexico	W, 83-64
1/22/07	Canyon, Texas	W, 92-63
11/27/07	Las Vegas, New Mexico	W, 77-50
12/1/07	Canyon, Texas	W, 80-56
11/25/08	Las Vegas, New Mexico	L, 70-90
12/30/08	Canyon, Texas	W, 74-59
11/17/09	Las Vegas, New Mexico	W, 89-87 (OT)
12/29/09	Canyon, Texas	W, 92-65
11/14/15	Durango, Colorado	W, 89-74
11/21/15	Canyon, Texas	W, 105-92
11/12/16	Canyon, Texas	W, 92-77
12/10/16	Las Vegas, New Mexico	W, 82-55
3/15/19	Canyon, Texas (NCAA)	W, 109-95

NEW MEXICO MILITARY

WT LEADS 20-1 | STREAK: W20 | H: 10-0 | A: 10-1 | N: 0-0

Date	Location	Score
1/20/22	Roswell, New Mexico	L, 31-42
1/21/22	Roswell, New Mexico	W, 42-28
2/23/23	Canyon, Texas	W, 53-9
2/24/23	Canyon, Texas	W, 26-17
1/30/24	Canyon, Texas	W, 55-15
1/31/24	Canyon, Texas	W, 53-12
2/29/24	Roswell, New Mexico	W, 42-11
3/1/24	Roswell, New Mexico	W, 46-26
2/5/25	Canyon, Texas	W, 71-22
2/6/25	Canyon, Texas	W, 56-11
2/23/25	Roswell, New Mexico	W, 42-22
2/24/25	Roswell, New Mexico	W, 43-18
2/15/26	Canyon, Texas	W, 46-16
2/16/26	Canyon, Texas	W, 42-13
1/21/27	Roswell, New Mexico	W, 31-21
1/22/27	Roswell, New Mexico	W, 23-15
2/24/28	Canyon, Texas	W, 57-5
2/25/28	Canyon, Texas	W, 36-9
2/15/29	Roswell, New Mexico	W, 46-17
2/16/29	Roswell, New Mexico	W, 25-19
3/1/30	Roswell, New Mexico	W, 52-11

NEW MEXICO STATE

NEW MEXICO STATE LEADS 42-40 | STREAK: L5 | H: 27-14 | A: 13-27 | N: 0-1

Date	Location	Score
1/6/30	Las Cruces, New Mexico	W, 34-18
1/7/30	Las Cruces, New Mexico	W, 36-15
1/14/42	Canyon, Texas	W, 78-37
1/15/42	Canyon, Texas	W, 81-47
2/13/47	Las Cruces, New Mexico	W, 63-51
2/28/47	Canyon, Texas	W, 63-55
12/17/47	Canyon, Texas	W, 59-49
2/20/48	Las Cruces, New Mexico	L, 50-56
1/5/49	Las Cruces, New Mexico	W, 58-43
2/16/49	Canyon, Texas	W, 43-38
2/17/50	Las Cruces, New Mexico	L, 49-50
2/22/50	Canyon, Texas	W, 70-55
1/3/51	Canyon, Texas	W, 72-54
2/28/51	Las Cruces, New Mexico	L, 58-64
12/29/51	El Paso, Texas	L, 57-72
1/9/52	Canyon, Texas	W, 49-35
1/29/52	Las Cruces, New Mexico	L, 44-49
3/7/52	Las Cruces, New Mexico	L, 51-62
2/3/53	Las Cruces, New Mexico	L, 61-67
2/14/53	Canyon, Texas	W, 73-67
1/8/54	Las Cruces, New Mexico	W, 54-58
1/18/54	Canyon, Texas	W, 67-60
1/6/55	Canyon, Texas	W, 87-55
2/18/55	Las Cruces, New Mexico	W, 80-61
2/18/56	Las Cruces, New Mexico	L, 51-66
3/1/56	Canyon, Texas	L, 62-66
1/8/57	Las Cruces, New Mexico	L, 56-61
3/5/57	Canyon, Texas	W, 76-60
1/13/58	Canyon, Texas	L, 72-73
2/22/58	Las Cruces, New Mexico	L, 65-90
1/16/59	Las Cruces, New Mexico	L, 57-81
3/2/59	Canyon, Texas	W, 83-75
2/13/60	Canyon, Texas	W, 72-59
2/22/60	Canyon, Texas	L, 59-92
2/25/61	Las Cruces, New Mexico	L, 63-88
3/4/61	Canyon, Texas	L, 51-71
2/17/62	Canyon, Texas	W, 83-82

2/24/62	Las Cruces, New Mexico	L, 66-93
1/12/63	Canyon, Texas	W, 75-64
2/16/63	Las Cruces, New Mexico	L, 65-92
1/6/64	Las Cruces, New Mexico	W, 55-53 (OT)
3/2/64	Canyon, Texas	W, 100-58
2/20/65	Las Cruces, New Mexico	W, 78-67
3/2/65	Las Cruces, New Mexico	W, 78-67
2/27/65	Canyon, Texas	W, 100-77
1/8/66	Canyon, Texas	W, 99-79
1/31/66	Las Cruces, New Mexico	L, 73-82
1/23/67	Canyon, Texas	L, 68-87
2/27/67	Canyon, Texas	L, 67-83
2/26/68	Canyon, Texas	L, 77-78
2/15/69	Canyon, Texas	L, 68-69
2/18/69	Canyon, Texas	W, 93-91 (2OT)
1/27/70	Canyon, Texas	L, 62-88
2/21/70	Las Cruces, New Mexico	L, 73-87
1/14/71	Canyon, Texas	W, 72-67
2/25/71	Las Cruces, New Mexico	L, 60-87
1/29/72	Las Cruces, New Mexico	L, 92-101
2/12/72	Canyon, Texas	W, 83-80
2/27/73	Canyon, Texas	L, 81-108
3/3/73	Las Cruces, New Mexico	L, 63-102
2/21/74	Canyon, Texas	W, 69-63
3/9/73	Las Cruces, New Mexico	L, 62-82
1/23/75	Canyon, Texas	L, 58-72
2/13/75	Las Cruces, New Mexico	L, 53-73
1/17/76	Las Cruces, New Mexico	W, 61-59 (OT)
2/17/76	Canyon, Texas	W, 68-66 (OT)
1/6/77	Canyon, Texas	W, 77-69
2/24/77	Las Cruces, New Mexico	L, 82-84 (OT)
3/2/77	Las Cruces, New Mexico (MVC)	W, 89-86
1/16/78	Canyon, Texas	L, 63-77
2/9/78	Las Cruces, New Mexico	W, 82-73
1/4/79	Las Cruces, New Mexico	L, 87-102
2/15/79	Canyon, Texas	L, 75-87
1/3/80	Canyon, Texas	W, 103-79
2/7/80	Las Cruces, New Mexico	L, 75-91
2/26/80	Canyon, Texas (MVC)	W, 98-87
1/17/81	Las Cruces, New Mexico	W, 71-68
2/5/81	Las Cruces, New Mexico	L, 71-89
1/4/82	Las Cruces, New Mexico	L, 66-75
2/27/82	Canyon, Texas	L, 69-73
1/29/83	Las Cruces, New Mexico	L, 77-94
3/8/83	Las Cruces, New Mexico (MVC)	L, 80-95

NEW MEXICO TECH

WT LEADS 1-0 | STREAK: W1 | H: 1-0 | A: 0-0 | N: 0-0

Date	Location	Score
1/5/46	Canyon, Texas	W, 55-51 (OT)

NEWMAN

WT LEADS 3-0 | STREAK: W3 | H: 1-0 | A: 1-0 | N: 1-0

Date	Location	Score
11/13/10	Bartlesville, Oklahoma	W, 83-68 (OT)
11/9/13	Wichita, Kansas	W, 84-67
12/7/12	Canyon, Texas	W, 82-65

NORTH ALABAMA

NORTH ALABAMA LEADS 1-0 | STREAK: L1 | H: 0-0 | A: 0-0 | N: 0-1

Date	Location	Score
3/11/94	Topeka, Kansas (NCAA)	L, 67-74

NORTH CAROLINA CENTRAL

NORTH CAROLINA CENTRAL LEADS 1-0 | STREAK: L1 | H: 0-0 | A: 0-0 | N: 0-1

Date	Location	Score
12/29/88	Erie, Pennsylvania	L, 58-66

NORTH TEXAS

WT LEADS 25-23 | STREAK: L2 | H: 14-9 | A: 11-14 | N: 0-0

Date	Location	Score
1/24/23	Denton, Texas	L, 27-28
1/25/23	Denton, Texas	W, 24-22
2/15/24	Denton, Texas	W, 25-20
2/16/24	Denton, Texas	W, 20-17
2/27/25	Canyon, Texas	W, 25-20
2/28/25	Canyon, Texas	W, 27-13
2/26/26	Denton, Texas	L, 32-37
2/27/26	Canyon, Texas	W, 31-29
3/11/27	Canyon, Texas	W, 28-22
3/12/27	Canyon, Texas	L, 17-26
3/15/27	Denton, Texas	W, 29-22
1/30/28	Denton, Texas	L, 12-22
1/31/28	Denton, Texas	W, 26-19
1/17/30	Canyon, Texas	W, 26-17
1/18/30	Canyon, Texas	L, 21-23
1/29/32	Denton, Texas	W, 47-18
1/5/38	Denton, Texas	W, 36-32

1/27/48	Canyon, Texas	W, 66-52
12/14/49	Denton, Texas	W, 55-51
12/1/54	Canyon, Texas	W, 100-71
12/15/54	Denton, Texas	L, 55-56 (OT)
12/28/56	Canyon, Texas	W, 75-62
12/1/59	Denton, Texas	L, 72-78
12/18/59	Canyon, Texas	L, 69-78
12/17/60	Denton, Texas	L, 69-89
1/24/61	Canyon, Texas	W, 84-81
12/29/61	Canyon, Texas	W, 85-80
12/1/62	Denton, Texas	L, 56-77
12/2/63	Canyon, Texas	L, 78-88
12/29/64	Canyon, Texas	L, 70-75
12/11/65	Canyon, Texas	L, 59-65
12/15/65	Denton, Texas	L, 59-65
1/6/72	Canyon, Texas	W, 79-69
3/2/72	Denton, Texas	W, 72-71
1/25/73	Denton, Texas	L, 79-81
2/5/73	Canyon, Texas	L, 53-55
1/12/74	Canyon, Texas	W, 67-65
2/16/74	Denton, Texas	L, 68-87
1/11/75	Canyon, Texas	L, 78-84
2/4/75	Denton, Texas	W, 62-53
2/17/76	Canyon, Texas	W, 96-87
3/1/76	Denton, Texas	L, 69-88
12/29/76	Canyon, Texas	L, 83-85
12/8/77	Denton, Texas	L, 85-100
12/14/78	Canyon, Texas	W, 79-78
1/14/80	Denton, Texas	L, 97-98
1/16/92	Denton, Texas	L, 72-83

NORTHEASTERN

WT LEADS 1-0 | STREAK: W1 | H: 0-0 | A: 0-0 | N: 1-0

Date	Location	Score
12/29/84	Providence, Rhode Island	W, 81-74

NORTHEASTERN OKLAHOMA A&M

WT LEADS 1-0 | STREAK: W1 | H: 0-0 | A: 0-0 | N: 1-0

Date	Location	Score
12/28/48	Enid, Oklahoma	W, 78-69

NORTHEASTERN STATE

NORTHEASTERN STATE LEADS 9-7 | STREAK: W2 | H: 3-3 | A: 2-6 | N: 2-0

Date	Location	Score
11/19/98	Tahlequah, Oklahoma	L, 64-67
3/3/00	Tahlequah, Oklahoma (LSC)	W, 60-49
1/4/01	Canyon, Texas	L, 62-65
1/3/02	Tahlequah, Oklahoma	L, 51-74
1/2/03	Canyon, Texas	L, 69-75
3/7/03	Portales, New Mexico (LSC)	W, 79-56
12/4/03	Tahlequah, Oklahoma	L, 47-62
3/2/04	Tahlequah, Oklahoma (LSC)	L, 52-65
1/6/05	Canyon, Texas	W, 73-46
1/7/06	Tahlequah, Oklahoma	L, 50-64
1/6/07	Canyon, Texas	W, 66-57
12/8/07	Tahlequah, Oklahoma	W, 64-53
12/6/08	Canyon, Texas	L, 69-76
1/7/10	Tahlequah, Oklahoma	L, 62-69
12/20/10	Canyon, Texas	W, 65-53
11/11/11	Wichita, Kansas	W, 52-47

NORTHERN ARIZONA

WT LEADS 10-5 | STREAK: W2 | H: 7-1 | A: 2-4 | N: 1-0

Date	Location	Score
12/14/41	Flagstaff, Arizona	W, 64-36
2/17/42	Canyon, Texas	W, 93-42
2/17/43	Albuquerque, New Mexico	W, 60-44
12/14/46	Flagstaff, Arizona	L, 36-41
1/8/47	Canyon, Texas	L, 44-45
1/17/48	Flagstaff, Arizona	L, 42-50
2/12/48	Canyon, Texas	W, 46-36
12/13/48	Canyon, Texas	W, 56-43
2/1/49	Flagstaff, Arizona	W, 52-49
1/18/50	Flagstaff, Arizona	L, 37-44
2/8/50	Canyon, Texas	W, 58-46
1/5/52	Canyon, Texas	W, 98-41
1/7/53	Canyon, Texas	W, 68-51
2/27/53	Flagstaff, Arizona	L, 68-72
12/1/53	Flagstaff, Arizona	W, 71-63
1/17/70	Canyon, Texas	W, 97-66

NORTHERN NEW MEXICO

WT LEADS 1-0 | STREAK: W1 | H: 1-0 | A: 0-0 | N: 0-0

Date	Location	Score
12/30/17	Canyon, Texas	W, 106-75

NORTHERN ILLINOIS

NORTHERN ILLINOIS LEADS 1-0 | STREAK: L1 | H: 0-0 | A: 0-0 | N: 0-1

Date	Location	Score
12/30/66	Ogden, Utah	L, 89-94

NORTHERN STATE

WT LEADS 1-0 | STREAK: W2 | H: 0-0 | A: 0-0 | N: 0-0

Date	Location	Score
3/11/40	Kansas City, Missouri (NAIB Nationals)	W, 60-52

NORTHWEST MISSOURI STATE

WT LEADS 2-1 | STREAK: L1 | H: 0-0 | A: 1-0 | N: 1-1

Date	Location	Score
12/30/48	Enid, Oklahoma	W, 58-43
11/19/88	Manlyville, Missouri	W, 108-105
3/11/06	Bolivar, Missouri (NCAA)	L, 51-66

NORTHWESTERN OKLAHOMA STATE

SERIES TIED 6-6 | STREAK: L1 | H: 3-2 | A: 0-2 | N: 3-2

Date	Location	Score
3/9/33	Kansas City, Missouri (AAU Nationals)	W, 36-28
1/12/34	Canyon, Texas	L, 23-36
1/13/34	Canyon, Texas	W, 32-25
3/5/34	Ada, Oklahoma	L, 31-37
3/6/34	Ada, Oklahoma	L, 34-42
1/2/37	Oklahoma City, Oklahoma	L, 31-37
12/28/37	Oklahoma City, Oklahoma	L, 40-43
12/30/37	Oklahoma City, Oklahoma	W, 38-35
12/30/38	Oklahoma City, Oklahoma	W, 32-23
12/1/47	Canyon, Texas	W, 70-44
12/2/89	Canyon, Texas	W, 73-70
12/5/93	Canyon, Texas	L, 78-83

NORTHWESTERN STATE

WT LEADS 2-1 | STREAK: W1 | H: 0-0 | A: 0-0 | N: 2-1

Date	Location	Score
12/29/48	Enid, Oklahoma	W, 51-42
12/26/57	Shreveport, Louisiana	L, 66-69
12/29/62	Shreveport, Louisiana	W, 85-77

NOVA SOUTHEASTERN

WT LEADS 2-0 | STREAK: W2 | H: 4-0 | A: 1-0 | N: 0-0

Date	Location	Score
12/18/14	Fort Lauderdale, Florida	W, 82-66
11/27/15	Canyon, Texas	W, 90-61

O

OAKLAND

WT LEADS 1-0 | STREAK: W1 | H: 1-0 | A: 0-0 | N: 0-0

Date	Location	Score
12/12/87	Amarillo, Texas	W, 89-77

OHIO

OHIO LEADS 1-0 | STREAK: L1 | H: 0-0 | A: 0-0 | N: 1-0

Date	Location	Score
3/14/69	New York, New York (NIT)	L, 80-82

OHIO STATE

OHIO STATE LEADS 1-0 | STREAK: L1 | H: 0-0 | A: 0-1 | N: 0-0

Date	Location	Score
12/31/65	Columbus, Ohio	L, 53-78

OKLAHOMA

OKLAHOMA LEADS 4-0 | STREAK: L4 | H: 0-0 | A: 0-4 | N: 0-0

Date	Location	Score
12/11/82	Norman, Oklahoma	L, 85-117
12/9/85	Norman, Oklahoma	L, 58-79
11/23/91	Norman, Oklahoma	L, 79-95
1/8/93	Norman, Oklahoma	L, 71-121

OKLAHOMA BAPTIST

WT LEADS 4-1 | STREAK: W4 | H: 4-0 | A: 0-0 | N: 0-1

Date	Location	Score
1/1/37	Oklahoma City, Oklahoma	L, 31-33
12/15/55	Canyon, Texas	W, 77-64
12/6/75	Canyon, Texas	W, 71-58
1/3/77	Canyon, Texas	W, 65-63
12/3/77	Canyon, Texas	W, 88-54

OKLAHOMA CITY

WT LEADS 26-18 | STREAK: W7 | H: 18-9 | A: 8-9 | N: 0-0

Date	Location	Score
1/4/33	Oklahoma City, Oklahoma	W, 41-22
2/3/33	Canyon, Texas	W, 43-24
2/4/33	Canyon, Texas	W, 35-28
2/3/36	Canyon, Texas	W, 38-24
2/4/26	Canyon, Texas	W, 37-23
1/21/37	Oklahoma City, Oklahoma	L, 28-32
1/22/37	Oklahoma City, Oklahoma	L, 34-37
2/7/38	Canyon, Texas	W, 56-49
2/8/38	Canyon, Texas	W, 44-37
1/20/39	Oklahoma City, Oklahoma	W, 33-23
1/21/39	Oklahoma City, Oklahoma	W, 42-32
2/10/39	Canyon, Texas	L, 36-41
2/11/39	Canyon, Texas	W, 47-40
2/28/41	Canyon, Texas	W, 65-25
12/16/59	Oklahoma City, Oklahoma	L, 63-90
2/3/59	Canyon, Texas	L, 64-77
1/13/60	Oklahoma City, Oklahoma	L, 84-97
1/3/61	Canyon, Texas	L, 74-89
2/6/61	Oklahoma City, Oklahoma	W, 78-75
1/27/62	Canyon, Texas	L, 75-100
2/5/62	Oklahoma City, Oklahoma	L, 106-129
2/9/63	Oklahoma City, Oklahoma	L, 59-104
2/25/63	Canyon, Texas	L, 84-98
2/15/64	Oklahoma City, Oklahoma	W, 56-54
2/27/64	Canyon, Texas	W, 89-80
1/9/65	Oklahoma City, Oklahoma	L, 59-86
1/25/65	Canyon, Texas	L, 68-86
2/5/66	Oklahoma City, Oklahoma	L, 69-87
2/16/66	Canyon, Texas	L, 80-87
1/20/67	Canyon, Texas	L, 103-128
2/8/67	Canyon, Texas	L, 75-107
1/13/68	Oklahoma City, Oklahoma	W, 88-85
2/6/68	Canyon, Texas	W, 105-87
2/26/72	Canyon, Texas	W, 90-66
1/13/77	Oklahoma City, Oklahoma	W, 68-65
1/19/78	Canyon, Texas	W, 76-71
12/21/78	Oklahoma City, Oklahoma	L, 77-87
2/18/80	Canyon, Texas	W, 102-98
12/17/81	Canyon, Texas	W, 65-57
12/4/82	Oklahoma City, Oklahoma	W, 79-71
11/25/89	Canyon, Texas	W, 100-82
1/2/16	Canyon, Texas	W, 87-74
12/31/16	Canyon, Texas	W, 95-63
12/6/19	Canyon, Texas	W, 94-62

OKLAHOMA PANHANDLE STATE

WT LEADS 60-6 | STREAK: W10 | H: 43-2 | A: 16-3 | N: 1-1

Date	Location	Score
1/18/29	Canyon, Texas	W, 37-28
1/19/29	Canyon, Texas	W, 41-30
2/25/30	Canyon, Texas	W, 42-30
1/8/31	Canyon, Texas	W, 45-18
1/25/32	Canyon, Texas	W, 77-28
1/26/32	Canyon, Texas	W, 90-18
1/14/35	Canyon, Texas	L, 27-33
2/11/35	Canyon, Texas	W, 45-35
2/12/35	Canyon, Texas	W, 27-24
12/23/35	Goodwell, Oklahoma	W, 38-24
1/27/36	Canyon, Texas	W, 44-25
1/28/36	Canyon, Texas	W, 37-25
1/25/37	Canyon, Texas	W, 40-29
1/26/37	Canyon, Texas	W, 29-25
3/4/37	Canyon, Texas	W, 39-25
3/5/37	Canyon, Texas	W, 43-31
12/6/37	Canyon, Texas	W, 39-21
12/7/37	Canyon, Texas	W, 44-39
12/29/37	Oklahoma City, Oklahoma	L, 29-33
2/17/38	Goodwell, Oklahoma	W, 39-35
1/4/65	Canyon, Texas	W, 72-58
2/2/65	Goodwell, Oklahoma	W, 72-57
1/10/66	Canyon, Texas	W, 85-63
2/8/66	Goodwell, Oklahoma	L, 67-70
11/30/74	Canyon, Texas	W, 89-69
12/1/75	Canyon, Texas	W, 69-59
12/27/76	Canyon, Texas	W, 102-54
12/26/77	Canyon, Texas	W, 69-38
12/28/78	Canyon, Texas	W, 89-59
12/3/85	Canyon, Texas	W, 69-49
1/10/87	Canyon, Texas	L, 69-70
1/11/88	Canyon, Texas	W, 79-75
2/21/92	Canyon, Texas	W, 80-49
12/12/92	Portales, New Mexico	W, 109-84
1/25/93	Canyon, Texas	W, 91-67
12/19/7	Canyon, Texas	W, 88-73
11/25/97	Canyon, Texas	W, 79-63
12/9/97	Goodwell, Oklahoma	W, 78-74
11/24/98	Goodwell, Oklahoma	W, 63-58
11/23/99	Goodwell, Oklahoma	W, 87-64

2/22/00	Canyon, Texas	W, 93-62
11/28/00	Goodwell, Oklahoma	W, 90-89 (OT)
2/24/01	Canyon, Texas	W, 91-71
11/17/01	Canyon, Texas	W, 89-64
12/1/501	Goodwell, Oklahoma	W, 95-60
12/7/02	Canyon, Texas	W, 73-44
12/19/02	Goodwell, Oklahoma	L, 75-79
12/29/03	Goodwell, Oklahoma	W, 68-66
1/13/04	Canyon, Texas	W, 84-75
11/22/04	Goodwell, Oklahoma	W, 69-66
12/30/04	Canyon, Texas	W, 64-63
11/15/05	Goodwell, Oklahoma	W, 77-67
12/17/05	Canyon, Texas	W, 69-64
11/22/08	Goodwell, Oklahoma	W, 85-74
12/18/08	Canyon, Texas	W, 65-40
11/24/09	Goodwell, Oklahoma	L, 71-77 (OT)
1/2/10	Canyon, Texas	W, 91-62
11/29/10	Goodwell, Oklahoma	W, 86-60
12/7/11	Canyon, Texas	W, 68-45
12/30/11	Goodwell, Oklahoma	W, 94-52
12/29/12	Canyon, Texas	W, 69-57
11/19/13	Goodwell, Oklahoma	W, 65-58
12/14/13	Canyon, Texas	W, 72-62
12/1/15	Goodwell, Oklahoma	W, 87-77
11/22/16	Canyon, Texas	W, 105-66
11/29/19	Canyon, Texas	W, 124-70

OKLAHOMA STATE

OKLAHOMA STATE LEADS 5-3 | STREAK: L1 | H: 1-1 | A: 1-3 | N: 1-1

Date	Location	Score
2/18/24	Stillwater, Oklahoma	L, 36-42
2/19/24	Stillwater, Oklahoma	L, 8-36
12/29/40	Oklahoma City, Oklahoma	L, 41-44
12/30/41	Oklahoma City, Oklahoma	W, 37-31
12/4/50	Canyon, Texas	L, 32-62
12/11/75	Canyon, Texas	W, 63-62
12/6/76	Stillwater, Oklahoma	W, 2-0
1/10/94	Stillwater, Oklahoma	L, 45-103

ORAL ROBERTS

ORAL ROBERTS LEADS 5-1 | STREAK: W1 | H: 1-2 | A: 0-3 | N: 0-0

Date	Location	Score
12/15/69	Canyon, Texas	L, 83-86
12/19/72	Tulsa, Oklahoma	L, 84-114
1/24/77	Tulsa, Oklahoma	L, 67-87
12/5/77	Canyon, Texas	L, 78-89
1/13/79	Tulsa, Oklahoma	L, 89-96
12/13/79	Canyon, Texas	W, 86-85

QUACHITA BAPTIST

WT LEADS 3-1 | STREAK: W2 | H: 3-0 | A: 0-1 | N: 0-0

Date	Location	Score
12/4/97	Canyon, Texas	W, 74-53
12/2/99	Arkadelphia, Arkansas	L, 74-76
11/26/05	Canyon, Texas	W, 76-71
11/25/06	Canyon, Texas	W, 83-65

P**PEPPERDINE**

PEPPERDINE LEADS 6-3 | STREAK: L2 | H: 2-1 | A: 0-3 | N: 1-2

Date	Location	Score
3/14/45	Kansas City, Missouri (NIT)	L, 45-52
12/29/45	Canyon, Texas	L, 49-60
12/27/47	Los Angeles, California	L, 47-59
1/5/50	Canyon, Texas	W, 58-45
12/14/50	Huntington, West Virginia	W, 70-60
12/14/51	Malibu, California	L, 59-64
12/29/52	Canyon, Texas	W, 85-75
12/4/53	Malibu, California	L, 72-97
12/4/57	Malibu, California	L, 74-83

PERU STATE

WT LEADS 1-0 | STREAK: W1 | H: 0-0 | A: 0-0 | N: 1-0

Date	Location	Score
2/27/40	El Paso, Texas	W, 81-63

PHILLIPS

WT LEADS 4-3 | STREAK: W5 | H: 2-1 | A: 0-0 | N: 2-2

Date	Location	Score
1/5/33	Enid, Oklahoma	L, 28-36
1/2/36	Winfield, Kansas	W, 35-23
12/29/38	Oklahoma City, Oklahoma	W, 27-26
12/28/39	Oklahoma City, Oklahoma	L, 35-38
12/9/82	Canyon, Texas	W, 94-75
1/6/90	Canyon, Texas	W, 108-73
11/30/96	Canyon, Texas	L, 67-70 (OT)

PITTSBURGH

WT LEADS 1-0 | STREAK: W1 | H: 0-0 | A: 0-0 | N: 1-0

Date	Location	Score
12/6/80	Columbia, Missouri	W, 92-73

PITTSBURG STATE

WT LEADS 5-3 | STREAK: W2 | H: 3-0 | A: 0-1 | N: 2-2

Date	Location	Score
12/29/41	Oklahoma City, Oklahoma	W, 57-55
3/6/98	Canyon, Texas (NCAA)	W, 90-79
12/19/04	Las Vegas, Nevada	L, 51-64
11/17/06	Joplin, Missouri	L, 59-73
11/30/13	Canyon, Texas	W, 70-58
12/18/13	Pittsburg, Kansas	L, 79-85
11/26/14	Canyon, Texas	W, 72-63
12/18/18	Las Vegas, Nevada	W, 93-80

PORTLAND

WT LEADS 2-1 | STREAK: W2 | H: 0-0 | A: 1-1 | N: 1-0

Date	Location	Score
12/2/61	Portland, Oregon	L, 75-82
1/29/70	Portland, Oregon	W, 84-72
12/22/84	Houston, Texas	W, 80-59

PRAIRIE VIEW A&M

WT LEADS 1-0 | STREAK: W1 | H: 1-0 | A: 0-0 | N: 0-0

Date	Location	Score
12/29/81	Canyon, Texas	W, 115-55

PROVIDENCE

PROVIDENCE LEADS 1-0 | STREAK: L1 | H: 0-0 | A: 0-1 | N: 0-0

Date	Location	Score
12/28/84	Providence, Rhode Island	L, 64-73

PUERTO RICO-BAYAMON

WT LEADS 1-0 | STREAK: W1 | H: 0-0 | A: 0-1 | N: 0-0

Date	Location	Score
12/17/15	Bayamon, Puerto Rico	W, 72-64

PUERTO RICO-HUMACAO

WT LEADS 1-0 | STREAK: W1 | H: 0-0 | A: 0-0 | N: 1-0

Date	Location	Score
12/18/15	Bayamon, Puerto Rico	W, 74-51

PUERTO RICO-RIO PIEDRAS

PIEDRAS LEADS 1-0 | STREAK: L1 | H: 0-0 | A: 0-0 | N: 0-1

Date	Location	Score
12/15/15	Bayamon, Puerto Rico	L, 62-66

Q**QUINCY**

WT LEADS 2-0 | STREAK: W2 | H: 2-0 | A: 0-0 | N: 0-0

Date	Location	Score
12/5/73	Canyon, Texas	W, 61-57
1/5/87	Canyon, Texas	W, 65-54

R**REGIS**

SERIES TIED 1-1 | STREAK: W1 | H: 1-0 | A: 0-0 | N: 0-1

Date	Location	Score
12/16/49	Kansas City, Missouri	L, 51-64
12/30/50	Canyon, Texas	W, 72-67

RHEMA BIBLE

WT LEADS 1-0 | STREAK: W1 | H: 1-0 | A: 0-0 | N: 0-0

Date	Location	Score
12/9/10	Canyon, Texas	W, 94-40

RICE

RICE LEADS 1-0 | STREAK: L1 | H: 0-0 | A: 0-0 | N: 0-1

Date	Location	Score
12/27/44	Oklahoma City, Oklahoma	L, 44-60

ROANOKE

ROANOKE LEADS 1-0 | STREAK: L1 | H: 0-0 | A: 0-0 | N: 0-1

Date	Location	Score
3/8/38	Kansas City, Missouri (NAIB Nationals)	L, 34-38

ROLLINS

WT LEADS 2-0 | STREAK: W2 | H: 0-0 | A: 0-0 | N: 2-0

Date	Location	Score
12/19/16	Las Vegas, Nevada	W, 89-68
11/19/17	Las Vegas, Nevada	W, 88-60



SAINT JOSEPH'S

SAINT JOSEPH'S LEADS 2-1 | STREAK: L2 | H: 0-0 | A: 1-2 | N: 0-0

Date	Location	Score
1/31/42	Philadelphia, Pennsylvania	W, 59-56
1/30/43	Philadelphia, Pennsylvania	L, 52-65
12/13/52	Philadelphia, Pennsylvania	L, 46-70

SAINT LOUIS

SAINT LOUIS LEADS 3-1 | STREAK: L2 | H: 1-1 | A: 0-2 | N: 0-0

Date	Location	Score
1/27/73	St. Louis, Missouri	L, 55-88
2/7/74	Canyon, Texas	W, 58-53
1/4/75	St. Louis, Missouri	L, 61-100
2/8/75	Canyon, Texas	L, 58-60

SAINT PETER'S

WT LEADS 1-0 | STREAK: W1 | H: 0-0 | A: 1-0 | N: 0-0

Date	Location	Score
12/14/72	Jersey City, New Jersey	W, 100-81

SAMFORD

WT LEADS 2-1 | STREAK: L1 | H: 1-1 | A: 1-0 | N: 0-0

Date	Location	Score
12/6/69	Canyon, Texas	W, 73-72
12/22/75	Birmingham, Alabama	W, 64-49
2/2/77	Canyon, Texas	L, 56-57

SAM HOUSTON STATE

WT LEADS 7-4 | STREAK: L2 | H: 5-1 | A: 2-3 | N: 0-0

Date	Location	Score
1/31/23	Huntsville, Texas	L, 27-28
2/1/23	Huntsville, Texas	W, 29-21
2/8/24	Canyon, Texas	W, 46-22
2/9/24	Canyon, Texas	W, 26-22
1/26/25	Canyon, Texas	L, 17-18
1/27/25	Canyon, Texas	W, 28-24
2/7/27	Canyon, Texas	W, 46-9
2/8/27	Canyon, Texas	W, 42-16
1/11/36	Huntsville, Texas	W, 27-21
1/13/37	Huntsville, Texas	L, 31-35
11/29/86	Huntsville, Texas	L, 53-63

SAN DIEGO STATE

SAN DIEGO STATE LEADS 1-0 | STREAK: L1 | H: 0-0 | A: 0-0 | N: 0-1

Date	Location	Score
3/14/41	Kansas City, Missouri (NAIB Nationals)	L, 40-43

SAN FRANCISCO

SAN FRANCISCO LEADS 3-0 | STREAK: L3 | H: 0-0 | A: 0-3 | N: 0-0

Date	Location	Score
3/8/55	San Francisco, California (NCAA)	L, 66-89
12/7/57	San Francisco, California	L, 45-73
12/5/61	San Francisco, California	L, 51-100

SANTA CLARA

SERIES TIED 1-1 | STREAK: W1 | H: 1-0 | A: 0-1 | N: 0-0

Date	Location	Score
12/5/57	Santa Clara, California	L, 46-58
12/21/57	Canyon, Texas	W, 74-72 (OT)

SCHREINER

WT LEADS 3-0 | STREAK: W3 | H: 3-0 | A: 0-0 | N: 0-0

Date	Location	Score
12/5/86	Amarillo, Texas	W, 103-65
12/16/89	Canyon, Texas	W, 98-70
11/26/94	Canyon, Texas	W, 87-65

SCIENCE & ARTS

WT LEADS 4-0 | STREAK: W4 | H: 4-0 | A: 0-0 | N: 0-0

Date	Location	Score
1/8/94	Canyon, Texas	W, 86-56
12/11/96	Canyon, Texas	W, 90-61
11/24/15	Canyon, Texas	W, 93-58
11/17/18	Canyon, Texas	W, 94-49

SEATTLE

SEATTLE LEADS 3-2 | STREAK: W2 | H: 2-0 | A: 0-3 | N: 0-0

Date	Location	Score
1/15/65	Seattle, Washington	L, 57-103
1/16/65	Seattle, Washington	L, 70-90
1/31/70	Seattle, Washington	L, 74-81
2/8/71	Canyon, Texas	W, 97-84
12/15/86	Canyon, Texas	W, 100-64

SETON HALL

SETON HALL LEADS 1-0 | STREAK: L1 | H: 0-0 | A: 0-0 | N: 0-1

Date	Location	Score
12/11/52	New York City, New York	L, 46-69

SIMPSON

SIMPSON LEADS 1-0 | STREAK: L1 | H: 0-0 | A: 0-1 | N: 0-0

Date	Location	Score
12/18/40	Indianola, Iowa	L, 48-65

SIU-EDWARDSVILLE

SIU EDWARDSVILLE LEADS 1-0 | STREAK: L1 | H: 0-0 | A: 0-1 | N: 0-0

Date	Location	Score
1/2/93	Edwardsville, Illinois	L, 57-58

SMU

SERIES TIED 1-1 | STREAK: W1 | H: 0-0 | A: 0-0 | N: 1-1

Date	Location	Score
12/6/40	Childress, Texas	L, 32-34
12/7/40	Childress, Texas	W, 46-36

SOUTH DAKOTA

WT LEADS 2-0 | STREAK: W1 | H: 1-0 | A: 0-0 | N: 0-0 | U: 1-0

Date	Location	Score
12/11/40	Vermillion, South Dakota	W, 67-42
11/29/08	Canyon, Texas	W, 77-76

SOUTH DAKOTA SCHOOL OF MINES

WT LEADS 1-0 | STREAK: W1 | H: 1-0 | A: 0-0 | N: 0-0

Date	Location	Score
1/29/14	Canyon, Texas	W, 70-60

SOUTHEASTERN OKLAHOMA STATE

WT LEADS 2-1 | STREAK: W2 | H: 0-0 | A: 0-0 | N: 2-0

Date	Location	Score
2/14/33	Canyon, Texas	W, 44-31
2/15/33	Canyon, Texas	W, 37-31
12/31/35	Winfield, Kansas	L, 27-30
12/27/40	Oklahoma City, Oklahoma	W, 44-28
11/27/50	McLean, Texas	W, 72-47
12/5/98	Canyon, Texas	W, 77-59
1/13/01	Durant, Oklahoma	L, 69-75 (OT)
1/12/02	Canyon, Texas	W, 82-76
1/11/03	Durant, Oklahoma	W, 58-55
1/5/04	Canyon, Texas	W, 66-63
1/15/05	Durant, Oklahoma	L, 49-70
3/3/06	Durant, Oklahoma (LSC)	W, 64-62
1/11/07	Durant, Oklahoma	L, 75-85 (OT)
3/2/07	Wichita Falls, Texas (LSC)	L, 76-83
1/3/08	Canyon, Texas	W, 82-37
12/15/08	Edmond, Oklahoma	L, 58-63
12/5/09	Canyon, Texas	W, 60-58
1/6/11	Durant, Oklahoma	W, 72-66

SOUTHEAST MISSOURI STATE

SERIES TIED 1-1 | STREAK: L1 | H: 0-1 | A: 0-0 | N: 1-0

Date	Location	Score
12/29/55	Portales, New Mexico	W, 86-68
3/6/87	Amarillo, Texas (NCAA)	L, 71-72

SOUTHERN

SOUTHERN LEADS 3-1 | STREAK: L2 | H: 1-1 | A: 0-2 | N: 0-0

Date	Location	Score
12/3/83	Baton Rouge, Louisiana	L, 66-87
12/28/83	Canyon, Texas	W, 74-67
12/1/84	Baton Rouge, Louisiana	L, 78-82
12/7/85	Canyon, Texas	L, 60-69

SOUTHERN CALIFORNIA

WT LEADS 1-0 | STREAK: W1 | H: 0-0 | A: 1-0 | N: 0-0

Date	Location	Score
12/15/79	Los Angeles, California	W, 86-68

SOUTHERN ILLINOIS

SOUTHERN ILLINOIS LEADS 15-10 | STREAK: W1 | H: 8-6 | A: 2-8 | N: 0-1

Date	Location	Score
12/21/74	Canyon, Texas	L, 62-63
2/1/75	Carbondale, Illinois	L, 50-67
2/12/76	Carbondale, Illinois	L, 57-66
3/4/76	Canyon, Texas	L, 46-53
1/20/77	Canyon, Texas	W, 78-74 (OT)
2/10/77	Carbondale, Illinois	L, 58-76
3/5/77	Las Cruces, New Mexico (MVC)	L, 69-82
1/26/78	Carbondale, Illinois	L, 70-77
2/16/78	Canyon, Texas	L, 61-80
1/8/79	Canyon, Texas	W, 72-69 (OT)
2/10/79	Carbondale, Illinois	L, 56-84
1/19/80	Canyon, Texas	W, 79-65
2/14/80	Carbondale, Illinois	W, 83-76
1/19/81	Carbondale, Illinois	W, 108-83
2/14/81	Canyon, Texas	W, 97-57
1/23/82	Canyon, Texas	L, 62-69
2/15/82	Carbondale, Illinois	L, 79-84 (2OT)
2/17/83	Canyon, Texas	W, 89-81
3/3/83	Canyon, Texas	L, 104-106 (2OT)
1/7/84	Canyon, Texas	L, 76-80
2/18/84	Canyon, Texas	W, 88-84
1/19/85	Carbondale, Illinois	L, 58-67
2/9/85	Canyon, Texas	W, 64-57
2/8/86	Carbondale, Illinois	L, 59-71
2/22/86	Canyon, Texas	W, 66-58

SOUTHERN INDIANA

WT LEADS 2-1 | STREAK: L1 | H: 0-0 | A: 0-0 | N: 2-1

Date	Location	Score
3/17/90	Cape Girardeau, Missouri	W, 98-93
11/18/17	Las Vegas, Nevada	W, 65-62
3/27/19	Evansville, Indiana (NCAA)	L, 84-94

SOUTHERN MISSISSIPPI

SOUTHERN MISSISSIPPI LEADS 5-4 | STREAK: L1 | H: 2-1 | A: 2-4 | N: 0-0

Date	Location	Score
12/5/55	Hattiesburg, Mississippi	L, 58-61
12/15/60	Hattiesburg, Mississippi	L, 60-90
12/11/68	Hattiesburg, Mississippi	L, 75-83
12/19/69	Hattiesburg, Mississippi	L, 72-75
1/23/71	Canyon, Texas	W, 108-65
1/13/72	Hattiesburg, Mississippi	W, 96-80
12/4/72	Canyon, Texas	W, 99-87
12/18/76	Hattiesburg, Mississippi	W, 67-64
12/29/77	Canyon, Texas	L, 57-58

SOUTHERN NAZARENE

WT LEADS 1-0 | STREAK: W1 | H: 1-0 | A: 0-0 | N: 0-0

Date	Location	Score
11/26/16	Canyon, Texas	W, 82-81 (OT)

SOUTHERN UTAH

WT LEADS 3-2 | STREAK: L1 | H: 1-0 | A: 2-2 | N: 0-0

Date	Location	Score
11/20/87	Cedar City, Utah	W, 83-61
12/11/87	Amarillo, Texas	W, 88-74
1/10/89	Cedar City, Utah	L, 62-69
12/5/89	Cedar City, Utah	W, 84-75
1/29/92	Cedar City, Utah	L, 86-93

SOUTHWEST BAPTIST

WT LEADS 2-1 | STREAK: L1 | H: 1-0 | A: 0-0 | N: 1-1

Date	Location	Score
11/30/91	Amarillo, Texas	W, 96-71
11/22/02	Goodwell, Oklahoma	W, 76-59
3/15/08	Stephenville, Texas (NCAA)	L, 79-95

SOUTHWESTERN (TX)

WT LEADS 4-1 | STREAK: W2 | H: 2-0 | A: 2-1 | N: 0-0

Date	Location	Score
1/29/23	Georgetown, Texas	W, 29-28
1/30/23	Georgetown, Texas	W, 30-12
1/22/25	Georgetown, Texas	L, 19-23
3/8/46	Canyon, Texas	W, 50-44
12/5/74	Canyon, Texas	W, 82-78 (3OT)

SOUTHWESTERN ASSEMBLIES OF GOD

WT LEADS 4-0 | STREAK: W5 | H: 4-0 | A: 0-0 | N: 0-0

Date	Location	Score
1/4/97	Canyon, Texas	W, 115-34
1/3/98	Canyon, Texas	W, 91-56
11/13/98	Canyon, Texas	W, 116-48
12/9/99	Canyon, Texas	W, 122-52

SOUTHWESTERN CHRISTIAN

WT LEADS 2-0 | STREAK: W2 | H: 2-0 | A: 0-0 | N: 0-0

Date	Location	Score
1/26/16	Canyon, Texas	W, 78-70
11/24/17	Canyon, Texas	W, 112-78

SOUTHWESTERN OKLAHOMA STATE

WT LEADS 32-15 | STREAK: L1 | H: 22-10 | A: 7-4 | N: 3-1

Date	Location	Score
1/10/27	Canyon, Texas	L, 32-45
1/11/27	Canyon, Texas	W, 26-22
1/9/28	Canyon, Texas	W, 46-24
1/10/28	Canyon, Texas	W, 42-24
1/11/29	Canyon, Texas	W, 33-31
1/12/29	Canyon, Texas	W, 25-19
1/8/32	Canyon, Texas	W, 34-22
1/9/32	Canyon, Texas	W, 23-15
12/30/32	Weatherford, Oklahoma	W, 36-20
1/12/33	Canyon, Texas	W, 51-19
2/14/33	Canyon, Texas	W, 44-31
2/15/33	Canyon, Texas	W, 37-31
1/5/34	Canyon, Texas	L, 30-43
1/6/34	Canyon, Texas	L, 25-26
3/7/34	Weatherford, Oklahoma	L, 24-33
3/8/34	Weatherford, Oklahoma	W, 29-25
1/4/36	Weatherford, Oklahoma	L, 32-42
12/31/36	Oklahoma City, Oklahoma	W, 34-23
3/8/37	Canyon, Texas	L, 29-31
12/20/37	Shamrock, Texas	W, 57-32
12/5/38	Weatherford, Texas	L, 45-46
1/25/39	Canyon, Texas	W, 46-31
12/4/75	Canyon, Texas	W, 77-63
12/2/76	Canyon, Texas	W, 88-75
12/1/77	Canyon, Texas	L, 61-71 (OT)
12/28/81	Canyon, Texas	W, 65-55
11/29/96	Canyon, Texas	W, 77-46
11/20/97	Weatherford, Oklahoma	W, 86-56
11/26/99	Canyon, Texas	W, 85-73
11/88/00	Wichita Falls, Texas	W, 84-70
11/29/01	Weatherford, Oklahoma	L, 89-94
1/16/03	Canyon, Texas	W, 79-69
11/29/03	Canyon, Texas	L, 56-76
1/8/04	Weatherford, Oklahoma	W, 70-64
11/27/04	Canyon, Texas	L, 47-50
12/2/04	Canyon, Texas	L, 50-53
12/3/05	Weatherford, Oklahoma	L, 64-65 (OT)
1/12/06	Canyon, Texas	W, 86-80 (OT)
2/27/06	Canyon, Texas (LSC)	W, 84-70
12/2/06	Canyon, Texas	L, 81-84 (OT)
1/12/08	Weatherford, Oklahoma	W, 87-73
1/3/09	Canyon, Texas	W, 79-68
11/28/09	Canyon, Texas	W, 74-55
12/12/09	Weatherford, Oklahoma	W, 80-72
12/4/10	Canyon, Texas	W, 79-68 (OT)
11/9/12	Weatherford, Oklahoma	W, 59-53
11/29/13	Canyon, Texas	L, 67-73

ST. CLOUD STATE

WT LEADS 2-0 | STREAK: W2 | H: 1-0 | A: 0-0 | N: 1-0

Date	Location	Score
12/14/74	Canyon, Texas	W, 65-56
11/5/16	Orange, California	W, 83-70

ST. GREGORY'S

WT LEADS 1-0 | STREAK: W1 | H: 1-0 | A: 0-0 | N: 0-0

Date	Location	Score
12/13/14	Canyon, Texas	W, 89-49

ST. MARY'S (CA)

ST. MARY'S LEADS 1-0 | STREAK: L1 | H: 0-0 | A: 0-0 | N: 0-1

Date	Location	Score
12/21/84	Houston, Texas	L, 82-85 (30T)

ST. MARY'S (MN)

WT LEADS 1-0 | STREAK: W1 | H: 0-0 | A: 0-0 | N: 1-0

Date	Location	Score
3/12/41	Kansas City, Missouri (NAIB Nationals)	W, 52-39

STEPHEN F. AUSTIN

WT LEADS 5-4 | STREAK: L1 | H: 2-0 | A: 2-3 | N: 1-1

Date	Location	Score
1/28/25	Nacogdoches, Texas	W, 27-14
1/29/25	Nacogdoches, Texas	W, 19-18
2/29/28	Canyon, Texas	W, 48-22
3/1/28	Canyon, Texas	W, 52-25
1/10/36	Nacogdoches, Texas	L, 24-30
1/11/37	Nacogdoches, Texas	L, 18-35

1/12/37	Nacogdoches, Texas	L, 24-34
12/27/37	Oklahoma City, Oklahoma	W, 44-35
2/29/40	El Paso, Texas	L, 50-54

SUL ROSS STATE

WT LEADS 22-3 | STREAK: W9 | H: 13-0 | A: 7-3 | N: 2-0

Date	Location	Score
1/28/27	Canyon, Texas	W, 34-26
1/29/27	Canyon, Texas	W, 35-18
1/10/30	Alpine, Texas	W, 43-29
1/11/30	Alpine, Texas	W, 41-17
1/31/30	Canyon, Texas	W, 50-19
2/1/30	Canyon, Texas	W, 49-13
2/13/31	Canyon, Texas	W, 42-21
2/14/31	Canyon, Texas	W, 59-23
1/15/32	Alpine, Texas	W, 51-25
1/16/32	Alpine, Texas	W, 43-29
2/1/35	Canyon, Texas	W, 39-21
2/2/35	Canyon, Texas	W, 32-25
2/18/35	Alpine, Texas	W, 34-32
2/19/35	Alpine, Texas	L, 35-36
2/17/37	Alpine, Texas	L, 34-37 (OT)
2/18/37	Alpine, Texas	L, 21-13
2/14/38	Canyon, Texas	W, 49-38
2/15/38	Canyon, Texas	W, 54-47
12/29/60	Portales, New Mexico	W, 81-76
12/3/64	Canyon, Texas	W, 87-66
12/19/64	Alpine, Texas	W, 97-83
1/25/66	Canyon, Texas	W, 111-72
2/10/66	Alpine, Texas	W, 96-90
12/11/76	Canyon, Texas	W, 92-52
12/5/87	Portales, New Mexico	W, 71-49

SUNY BUFFALO STATE

WT LEADS 1-0 | STREAK: W1 | H: 0-0 | A: 1-0 | N: 0-0

Date	Location	Score
1/24/42	Buffalo, New York	W, 105-42

T

TARKIO

SERIES TIED 1-1 | STREAK: W1 | H: 0-0 | A: 1-0 | N: 0-1

Date	Location	Score
3/13/40	Kansas City, Missouri (NAIB Nationals)	L, 49-50
12/20/40	Tarkio, Missouri	W, 53-45

TALLADEGA COLLEGE

WT LEADS 1-0 | STREAK: W1 | H: 0-0 | A: 0-0 | N: 1-0

Date	Location	Score
12/6/91	Jacksonville, Alabama	W, 95-77

TARLETON

WT LEADS 30-27 | STREAK: W5 | H: 18-7 | A: 9-16 | N: 3-4

Date	Location	Score
1/12/94	Stephenville, Texas	L, 79-80
1/23/95	Canyon, Texas	W, 75-66
2/18/95	Stephenville, Texas	W, 67-40
1/11/96	Canyon, Texas	W, 81-74
2/10/96	Stephenville, Texas	L, 65-66
1/11/97	Stephenville, Texas	L, 63-72
2/8/97	Canyon, Texas	W, 77-75
1/10/98	Canyon, Texas	W, 79-68
2/14/98	Stephenville, Texas	W, 73-59
1/16/98	Stephenville, Texas	W, 75-69
2/18/99	Canyon, Texas	W, 72-65
2/25/99	Canyon, Texas (LSC)	L, 60-62
1/6/00	Canyon, Texas	W, 92-85
1/27/00	Stephenville, Texas	W, 68-65 (OT)
2/5/01	Canyon, Texas	W, 86-71
2/22/01	Stephenville, Texas	W, 60-54 (OT)
1/19/02	Stephenville, Texas	L, 54-72
2/14/02	Canyon, Texas	W, 73-69 (OT)
12/30/02	Stephenville, Texas	L, 49-75
3/8/03	Portales, New Mexico (LSC)	W, 69-61
1/17/04	Canyon, Texas	L, 60-63
12/13/04	Stephenville, Texas	L, 63-80
1/28/06	Stephenville, Texas	L, 66-68
2/25/06	Canyon, Texas	W, 80-60
3/4/06	Durant, Oklahoma (LSC)	W, 92-85
1/24/07	Canyon, Texas	W, 69-62
2/21/07	Stephenville, Texas	W, 69-63
1/26/08	Stephenville, Texas	L, 74-76 (OT)
2/23/08	Canyon, Texas	W, 64-58
1/24/09	Stephenville, Texas	W, 69-59
2/14/09	Canyon, Texas	L, 58-64
1/23/10	Canyon, Texas	L, 56-69
1/13/10	Stephenville, Texas	L, 52-56

3/5/10	Bartlesville, Oklahoma (LSC)	L, 68-82
1/26/11	Canyon, Texas	W, 44-36
2/16/11	Stephenville, Texas	L, 42-47
1/7/12	Stephenville, Texas	L, 56-59
2/18/12	Canyon, Texas	W, 62-53
3/2/12	Allen, Texas (LSC)	L, 37-59
1/19/13	Stephenville, Texas	L, 50-65
3/2/13	Canyon, Texas	W, 58-55
3/8/13	Allen, Texas (LSC)	L, 48-66
1/22/14	Canyon, Texas	L, 63-87
2/19/14	Stephenville, Texas	L, 68-71
3/5/14	Allen, Texas (LSC)	L, 70-89
1/21/15	Stephenville, Texas	L, 71-76
2/18/15	Canyon, Texas	L, 60-64
1/23/16	Canyon, Texas	W, 78-61
2/20/16	Stephenville, Texas	L, 82-87
1/19/17	Stephenville, Texas	L, 73-91
2/25/17	Canyon, Texas	W, 74-65
1/18/19	Canyon, Texas	L, 74-82
2/24/18	Stephenville, Texas	W, 82-76
1/19/19	Canyon, Texas	W, 83-71
2/21/19	Stephenville, Texas	W, 81-65
3/9/19	Frisco, Texas (LSC)	W, 83-74
2/13/20	Canyon, Texas	W, 83-73

TCU

TCU LEADS 2-1 | STREAK: W1 | H: 0-0 | A: 0-1 | N: 1-1

Date	Location	Score
1/30/32	Fort Worth, Texas	L, 31-37
12/29/42	Oklahoma City, Oklahoma	L, 42-45
12/22/80	Las Vegas, Nevada	W, 67-63 (OT)

TENNESSEE TECH

TENNESSEE TECH LEADS 2-0 | STREAK: L2 | H: 0-0 | A: 0-2 | N: 0-0

Date	Location	Score
12/5/56	Cookeville, Tennessee	L, 76-83
12/16/63	Cookeville, Tennessee	L, 88-89

TEXAS

TEXAS LEADS 4-2 | STREAK: L2 | H: 0-1 | A: 2-2 | N: 0-1

Date	Location	Score
1/6/27	Austin, Texas	W, 41-36
1/3/28	Austin, Texas	L, 33-41
12/28/40	Oklahoma City, Oklahoma	L, 40-43
12/13/49	Austin, Texas	W, 46-42
12/1/55	Austin, Texas	L, 72-85
1/30/56	Canyon, Texas	L, 79-86

TEXAS A&M

SERIES TIED 2-2 | STREAK: L2 | H: 2-0 | A: 0-1 | N: 0-1

Date	Location	Score
12/21/54	Canyon, Texas	W, 82-57
12/27/66	Canyon, Texas	W, 89-71
12/7/67	College Station, Texas	L, 83-89
12/18/82	Bozeman, Montana	L, 72-74

TEXAS COLLEGE

WT LEADS 2-0 | STREAK: W2 | H: 1-0 | A: 0-0 | N: 1-0

Date	Location	Score
11/23/90	Amarillo, Texas	W, 114-73
11/24/01	Stephenville, Texas	W, 82-55

TEXAS A&M-CORPUS CHRISTI

WT LEADS 1-0 | STREAK: W1 | H: 1-0 | A: 0-0 | N: 0-0

Date	Location	Score
12/1/72	Canyon, Texas	W, 77-71

TEXAS RIO GRANDE VALLEY

WT LEADS 10-5 | STREAK: W1 | H: 7-1 | A: 3-4 | N: 0-0

Date	Location	Score
2/4/69	Canyon, Texas	W, 91-63
12/4/69	Canyon, Texas	W, 94-75
1/8/70	Edinburg, Texas	W, 86-76
1/11/71	Edinburg, Texas	W, 91-76
2/17/71	Canyon, Texas	W, 94-64
1/21/74	Edinburg, Texas	L, 66-69
2/18/74	Canyon, Texas	L, 61-63
12/27/79	Canyon, Texas	W, 99-82
12/11/80	Edinburg, Texas	W, 85-77
12/3/81	Canyon, Texas	W, 104-76
1/3/83	Edinburg, Texas	L, 78-81
12/16/83	Canyon, Texas	W, 91-86 (OT)
1/16/84	Edinburg, Texas	L, 62-74
12/21/85	Edinburg, Texas	L, 56-75
3/1/86	Canyon, Texas	W, 76-75 (OT)

TEXAS STATE

WT LEADS 3-1 | STREAK: W4 | H: 2-0 | A: 1-1 | N: 0-0

Date	Location	Score
2/2/23	San Marcos, Texas	L, 15-29
2/3/23	San Marcos, Texas	W, 30-14
1/23/25	Canyon, Texas	W, 29-26
1/24/25	Canyon, Texas	W, 27-17

TEXAS TECH

WT LEADS 55-28 | STREAK: L1 | H: 38-8 | A: 17-20 | N: 0-0

Date	Location	Score
1/30/26	Lubbock, Texas	W, 32-17
2/10/26	Canyon, Texas	W, 43-19
2/11/26	Canyon, Texas	W, 42-21
2/14/27	Canyon, Texas	W, 43-19
2/15/27	Canyon, Texas	W, 40-17
2/21/27	Lubbock, Texas	W, 40-18
2/22/27	Lubbock, Texas	W, 38-23
1/16/28	Canyon, Texas	W, 27-25
1/17/28	Canyon, Texas	W, 25-20
2/20/28	Lubbock, Texas	L, 29-39
2/21/28	Lubbock, Texas	W, 36-35
2/5/29	Canyon, Texas	W, 32-14
2/6/29	Lubbock, Texas	W, 33-24
2/19/29	Canyon, Texas	W, 48-26
2/19/29	Canyon, Texas	W, 51-22
2/10/30	Lubbock, Texas	W, 33-24
2/11/30	Lubbock, Texas	W, 37-35
2/19/30	Canyon, Texas	L, 32-38
2/20/30	Canyon, Texas	W, 25-14
1/14/31	Canyon, Texas	W, 39-23
1/15/31	Canyon, Texas	W, 31-29
2/18/31	Canyon, Texas	W, 50-43
2/19/31	Canyon, Texas	W, 43-39
1/18/32	Lubbock, Texas	W, 54-36
1/19/32	Lubbock, Texas	W, 52-21
2/17/32	Canyon, Texas	W, 51-35
2/18/32	Canyon, Texas	W, 45-35
1/20/33	Lubbock, Texas	W, 66-30
1/21/33	Lubbock, Texas	W, 42-17
2/27/33	Canyon, Texas	W, 43-29
2/27/33	Canyon, Texas	W, 37-25
2/1/34	Canyon, Texas	W, 23-22
2/2/34	Canyon, Texas	L, 22-29
2/26/34	Lubbock, Texas	L, 27-34
2/27/34	Lubbock, Texas	L, 27-32
1/21/35	Lubbock, Texas	W, 36-27
1/22/35	Lubbock, Texas	L, 25-53
2/25/35	Canyon, Texas	W, 33-27
2/26/35	Canyon, Texas	W, 28-21
2/12/42	Canyon, Texas	W, 63-49
3/2/42	Canyon, Texas	W, 50-39
1/15/43	Canyon, Texas	W, 78-61
1/16/43	Canyon, Texas	W, 50-43
2/12/43	Lubbock, Texas	W, 52-49
2/13/43	Lubbock, Texas	W, 53-47
2/19/43	Canyon, Texas	W, 44-40
2/20/43	Canyon, Texas	W, 53-46
1/30/45	Canyon, Texas	W, 66-38
1/31/45	Canyon, Texas	W, 55-43
2/23/45	Lubbock, Texas	W, 61-51
2/24/45	Lubbock, Texas	L, 43-48
1/8/46	Lubbock, Texas	W, 48-43
2/2/46	Canyon, Texas	W, 45-44
2/5/46	Lubbock, Texas	L, 40-48
2/19/46	Canyon, Texas	W, 50-42
2/4/47	Canyon, Texas	W, 41-36
2/5/47	Lubbock, Texas	L, 41-57
2/24/48	Lubbock, Texas	L, 36-48
3/1/48	Canyon, Texas	L, 46-67
1/14/49	Canyon, Texas	L, 39-53
2/23/49	Lubbock, Texas	L, 61-70
1/10/50	Lubbock, Texas	W, 60-43
2/4/50	Canyon, Texas	W, 47-43
1/16/51	Canyon, Texas	L, 55-56
2/19/51	Lubbock, Texas	L, 61-65
1/24/52	Canyon, Texas	W, 66-57
3/1/52	Lubbock, Texas	L, 85-89
1/31/53	Canyon, Texas	L, 68-79
2/20/52	Lubbock, Texas	L, 63-79
12/29/53	Canyon, Texas	L, 61-62
2/2/54	Canyon, Texas	W, 80-72
3/2/54	Lubbock, Texas	L, 71-84
1/28/55	Canyon, Texas	W, 87-78
2/12/55	Lubbock, Texas	L, 91-98
1/4/56	Canyon, Texas	W, 72-71
2/10/56	Lubbock, Texas	L, 76-101
1/26/57	Canyon, Texas	L, 68-84
2/28/57	Lubbock, Texas	L, 59-63
12/11/57	Lubbock, Texas	L, 73-95

12/1/58	Lubbock, Texas	L, 67-93
12/1/79	Lubbock, Texas	L, 64-78
12/1/80	Canyon, Texas	W, 64-62
12/12/81	Lubbock, Texas	L, 77-95

TEXAS WESLEYAN

WT LEADS 9-4 | STREAK: W6 | H: 8-3 | A: 1-0 | N: 0-1

Date	Location	Score
2/10/36	Canyon, Texas	W, 43-22
2/11/36	Canyon, Texas	W, 36-29
12/27/38	Oklahoma City, Oklahoma	L, 29-38
12/17/42	Canyon, Texas	W, 52-49
12/18/42	Canyon, Texas	L, 57-61
12/6/46	Canyon, Texas	L, 38-45
12/7/46	Canyon, Texas	L, 68-72
3/7/50	Canyon, Texas	W, 74-55
11/30/63	Canyon, Texas	W, 126-87
12/7/63	Fort Worth, Texas	W, 101-75
12/10/90	Canyon, Texas	W, 108-67
2/17/92	Canyon, Texas	W, 100-85
11/19/94	Canyon, Texas	W, 87-69

THE CITADEL

THE CITADEL LEADS 1-0 | STREAK: L1 | H: 0-0 | A: 0-0 | N: 0-1

Date	Location	Score
12/27/57	Shreveport, Louisiana	L, 71-79

TRINITY

WT LEADS 4-2 | STREAK: L1 | H: 3-1 | A: 1-1 | N: 0-0

Date	Location	Score
2/20/25	Canyon, Texas	L, 5-14
2/21/25	Canyon, Texas	W, 57-17
12/12/49	San Antonio, Texas	W, 65-45
1/22/70	Canyon, Texas	W, 82-74
12/7/72	Canyon, Texas	W, 81-77
1/3/73	San Antonio, Texas	L, 52-54

TRUMAN STATE

WT LEADS 1-0 | STREAK: W1 | H: 1-0 | A: 0-0 | N: 0-0

Date	Location	Score
1/4/87	Canyon, Texas	W, 74-45

TULANE

TULANE LEADS 1-0 | STREAK: L1 | H: 0-0 | A: 0-0 | N: 0-1

Date	Location	Score
12/27/82	Memphis, Tennessee	L, 64-78

TULSA

TULSA LEADS 23-13 | STREAK: L1 | H: 7-9 | A: 4-13 | N: 2-1

Date	Location	Score
12/26/38	Oklahoma City, Oklahoma	L, 32-39
12/31/39	Oklahoma City, Oklahoma	W, 42-30
12/26/40	Oklahoma City, Oklahoma	W, 61-42
12/17/65	Tulsa, Oklahoma	L, 53-81
12/12/66	Canyon, Texas	L, 57-70
2/17/72	Tulsa, Oklahoma	L, 87-95
1/20/73	Tulsa, Oklahoma	L, 84-87
2/24/73	Canyon, Texas	L, 90-106
1/24/74	Tulsa, Oklahoma	L, 59-88
3/2/74	Canyon, Texas	L, 68-72
1/18/75	Tulsa, Oklahoma	W, 77-75
1/25/75	Canyon, Texas	L, 78-82
1/8/76	Canyon, Texas	W, 75-59
2/26/76	Tulsa, Oklahoma	L, 76-80
1/15/77	Tulsa, Oklahoma	W, 92-69
2/17/77	Canyon, Texas	W, 76-73 (OT)
2/28/77	Canyon, Texas	W, 96-81
1/5/78	Canyon, Texas	L, 56-70
2/18/78	Tulsa, Oklahoma	W, 78-71
1/22/79	Canyon, Texas	L, 85-111
2/19/79	Tulsa, Oklahoma	L, 77-79
1/10/80	Tulsa, Oklahoma	W, 84-82
2/4/80	Canyon, Texas	W, 92-80
1/22/81	Tulsa, Oklahoma	L, 90-103
2/7/81	Canyon, Texas	W, 85-83 (OT)
1/11/82	Canyon, Texas	L, 84-98
1/28/82	Tulsa, Oklahoma	L, 61-68
1/27/83	Tulsa, Oklahoma	L, 57-95
2/24/83	Canyon, Texas	L, 88-93
1/2/84	Tulsa, Oklahoma	L, 81-121
1/1/84	Canyon, Texas	L, 93-99
1/24/85	Tulsa, Oklahoma	W, 90-110
2/28/85	Canyon, Texas	W, 70-62
3/9/85	Tulsa, Oklahoma (MVC)	L, 69-74
1/4/86	Canyon, Texas	W, 52-48
1/24/86	Tulsa, Oklahoma	L, 37-54

U

UC COLORADO SPRINGS

WT LEADS 5-1 | STREAK: W4 | H: 3-0 | A: 1-1 | N: 1-0

Date	Location	Score
11/25/92	Canyon, Texas	W, 86-52
2/3/93	Colorado Springs, Colorado	L, 56-57
11/25/94	Canyon, Texas	W, 87-68
1/5/95	Colorado Springs, Colorado	W, 59-45
11/20/95	Canyon, Texas	W, 80-69
11/16/07	Alamosa, Colorado	W, 80-78

UC DAVIS

UC DAVIS LEADS 1-0 | STREAK: LA | H: 0-0 | A: 0-0 | N: 0-1

Date	Location	Score
3/19/98	Louisville, Kentucky (NCAA)	L, 55-63

UC SANTA BARBARA

WT LEADS 1-0 | STREAK: W1 | H: 0-0 | A: 0-0 | N: 1-0

Date	Location	Score
3/15/41	Kansas City, Missouri (NAIB Nationals)	W, 43-35

UCLA

UCLA LEADS 2-0 | STREAK: L2 | H: 0-0 | A: 0-2 | N: 0-0

Date	Location	Score
12/15/51	Los Angeles, California	L, 57-64
12/5/53	Los Angeles, California	L, 48-79

UNIVERSITY OF OZARKS

WT LEADS 1-0 | STREAK: W1 | H: 1-0 | A: 0-0 | N: 0-0

Date	Location	Score
11/17/89	Canyon, Texas	W, 80-65

UNIVERSITY OF THE SOUTHWEST

WT LEADS 1-0 | STREAK: W1 | H: 1-0 | A: 0-0 | N: 0-0

Date	Location	Score
11/30/19	Canyon, Texas	W, 120-70

UNLV

UNLV LEADS 1-0 | STREAK: L1 | H: 0-0 | A: 0-1 | N: 0-0

Date	Location	Score
12/23/80	Las Vegas, Nevada	L, 80-95

USC AIKEN

WT LEADS 1-0 | STREAK: W1 | H: 0-0 | A: 0-0 | N: 1-0

Date	Location	Score
11/2/19	St. Joseph, Missouri	W, 91-80

UT ARLINGTON

WT LEADS 8-4 | STREAK: L1 | H: 7-1 | A: 1-3 | N: 0-0

Date	Location	Score
12/4/67	Canyon, Texas	L, 82-87
3/1/68	Arlington, Texas	L, 92-100
1/2/69	Canyon, Texas	W, 93-65
1/18/69	Canyon, Texas	W, 95-77
2/2/70	Arlington, Texas	L, 84-88
2/5/70	Canyon, Texas	W, 104-82
1/4/71	Canyon, Texas	W, 107-66
12/4/71	Canyon, Texas	W, 100-84
12/9/72	Canyon, Texas	W, 85-80
2/15/73	Arlington, Texas	W, 87-85
1/10/74	Canyon, Texas	W, 70-52
2/23/74	Arlington, Texas	L, 61-66

UTAH

UTAH LEADS 3-0 | STREAK: L3 | H: 0-1 | A: 0-2 | N: 0-0

Date	Location	Score
12/8/58	Salt Lake City, Utah	L, 68-93
12/6/61	Salt Lake City, Utah	L, 61-96
1/27/69	Canyon, Texas	L, 82-104

UTAH STATE

SERIES TIED 5-5 | STREAK: W1 | H: 4-1 | A: 1-4 | N: 0-0

Date	Location	Score
12/10/58	Logan, Utah	L, 61-69
1/25/69	Canyon, Texas	W, 102-92
2/27/69	Canyon, Texas	W, 95-83
12/11/69	Logan, Utah	L, 87-112
2/26/70	Canyon, Texas	L, 73-83
12/2/70	Logan, Utah	W, 81-78
12/9/71	Logan, Utah	L, 82-100
2/24/72	Canyon, Texas	W, 82-80
12/19/77	Logan, Utah	L, 62-80

1/7/82 Canyon, Texas W, 90-81

UTEP

UTEP LEADS 29-27 | STREAK: L3 | H: 18-11 | A: 7-18 | N: 2-0

Table with columns: Date, Location, Score. Lists game results for UTEP from 1/8/20 to 2/13/91.

UTSA

UTSA LEADS 3-2 | STREAK: W1 | H: 1-1 | A: 0-2 | N: 1-0

Table with columns: Date, Location, Score. Lists game results for UTSA from 1/5/84 to 12/22/85.

UW-EAU CLAIRE

SERIES TIED 1-1 | STREAK: L1 | H: 0-0 | A: 0-1 | N: 1-0

Table with columns: Date, Location, Score. Lists game results for UW-Eau Claire from 3/12/46 to 12/6/54.

V

VALPARAISO

VALPARAISO LEADS 1-0 | STREAK: L1 | H: 0-1 | A: 0-0 | N: 0-0

Table with columns: Date, Location, Score. Lists game results for Valparaiso from 12/22/45 to 12/22/45.

VIRGINIA UNION

VIRGINIA UNION LEADS 1-0 | STREAK: L1 | H: 0-0 | A: 0-0 | N: 0-1

Table with columns: Date, Location, Score. Lists game results for Virginia Union from 12/7/96 to 12/7/96.

W

WASHBURN

WASHBURN LEADS 2-1 | STREAK: W1 | H: 0-0 | A: 0-1 | N: 1-1

Table with columns: Date, Location, Score. Lists game results for Washburn from 3/9/01 to 12/17/18.

WASHINGTON (MO)

WASHINGTON LEADS 1-0 | STREAK: L1 | H: 0-1 | A: 0-0 | N: 0-0

Table with columns: Date, Location, Score. Lists game results for Washington from 12/30/63 to 12/30/63.

WASHINGTON

WASHINGTON LEADS 1-0 | STREAK: L1 | H: 0-0 | A: 0-1 | N: 0-0

Table with columns: Date, Location, Score. Lists game results for Washington from 12/1/61 to 12/1/61.

WAYLAND BAPTIST

WT LEADS 22-2 | STREAK: W1 | H: 17-0 | A: 5-2 | N: 0-0

Table with columns: Date, Location, Score. Lists game results for Wayland Baptist from 1/21/21 to 12/12/15.

WAYNE STATE (MICH.)

WAYNE STATE LEADS 1-0 | STREAK: L1 | H: 0-0 | A: 0-0 | N: 0-1

Table with columns: Date, Location, Score. Lists game results for Wayne State from 11/21/86 to 11/21/86.

WAYNE STATE (NEB.)

WT LEADS 3-0 | STREAK: W3 | H: 1-0 | A: 1-0 | N: 1-0

Table with columns: Date, Location, Score. Lists game results for Wayne State from 12/21/91 to 11/25/16.

WEBER STATE

WEBER STATE LEADS 5-3 | STREAK: W1 | H: 3-2 | A: 0-3 | N: 0-0

Table with columns: Date, Location, Score. Lists game results for Weber State from 11/30/68 to 1/22/72.

WEST LIBERTY

WT LEADS 1-0 | STREAK: W1 | H: 0-0 | A: 0-0 | N: 1-0

Table with columns: Date, Location, Score. Lists game results for West Liberty from 3/11/52 to 3/11/52.

WESTERN COLORADO

WT LEADS 5-2 | STREAK: W1 | H: 4-0 | A: 0-1 | N: 1-1

Table with columns: Date, Location, Score. Lists game results for Western Colorado from 12/2/94 to 11/9/18.

11/9/19 Canyon, Texas W, 114-58

WESTERN KENTUCKY

SERIES TIED 1-1 | STREAK: W1 | H: 0-0 | A: 1-1 | N: 0-0

Table with columns: Date, Location, Score. Lists game results for Western Kentucky from 12/12/50 to 12/17/63.

WESTERN WASHINGTON

WT LEADS 2-0 | STREAK: W2 | H: 0-0 | A: 0-0 | N: 2-0

Table with columns: Date, Location, Score. Lists game results for Western Washington from 12/27/99 to 12/18/16.

WESTMINSTER (MO)

WT LEADS 1-0 | STREAK: W1 | H: 0-0 | A: 0-0 | N: 1-0

Table with columns: Date, Location, Score. Lists game results for Westminster from 3/7/38 to 3/7/38.

WESTMONT

WESTMONT LEADS 1-0 | STREAK: L1 | H: 0-0 | A: 0-1 | N: 0-0

Table with columns: Date, Location, Score. Lists game results for Westmont from 1/3/99 to 1/3/99.

WHEATON

WT LEADS 1-0 | STREAK: W1 | H: 0-0 | A: 0-1 | N: 0-0

Table with columns: Date, Location, Score. Lists game results for Wheaton from 12/4/54 to 12/4/54.

WICHITA STATE

WICHITA STATE LEADS 25-9 | STREAK: L1 | H: 6-9 | A: 1-15 | N: 2-1

Table with columns: Date, Location, Score. Lists game results for Wichita State from 3/13/45 to 2/15/86.

WILEY

WT LEADS 3-0 | STREAK: W3 | H: 3-0 | A: 0-0 | N: 0-0

Table with columns: Date, Location, Score. Lists game results for Wiley from 11/24/89 to 11/25/95.

WISCONSIN-MILWAUKEE

SERIES TIED 1-1 | STREAK: W1 | H: 1-0 | A: 0-1 | N: 0-0

Table with columns: Date, Location, Score. Lists game results for Wisconsin-Milwaukee from 1/2/75 to 12/30/75.

ANGELO STATE

ALL-TIME SERIES

WT LEADS, 46-24

Canyon, Texas (First United Bank Center).....	31-5 (15-2)
San Angelo, Texas (Junell Center).....	17-19 (11-8)
Neutral Sites.....	1-0
LSC Championship.....	2-1

HIGHEST SCORES - WT

Canyon.....	120
.....WT 120-88, in 2017-18	
San Angelo.....	90
.....WT 90-81, in 2016-17	

HIGHEST SCORES - ASU

Canyon.....	103
.....WT 115-103, in 1981-82	
San Angelo.....	107
.....ASU 107-85, in 1993-94	

COACHING RECORDS

Tom Brown vs. ASU

Total.....	10-3
------------	------

CINCO BOONE vs. WT

Total.....	1-10
------------	------

LARGEST WINNING MARGINS

West Texas A&M

Canyon.....	46
San Angelo.....	29

Angelo State

Canyon.....	28
San Angelo.....	26

GAME-BY-GAME

12/19/81	Canyon, Texas	W, 115-103
12/7/82	Canyon, Texas	W, 71-67
1/17/87	San Angelo, Texas	W, 66-64
2/19/87	Canyon, Texas	W, 84-66
11/26/87	Amarillo, Texas	W, 71-66
1/16/88	San Angelo, Texas	L, 72-76
2/22/88	Canyon, Texas	L, 82-85
3/5/88	San Angelo, Texas (LSC)	L, 73-94
1/14/89	San Angelo, Texas	L, 84-86
2/18/89	Canyon, Texas	W, 82-75
1/27/90	San Angelo, Texas	W, 78-69
2/3/90	Canyon, Texas	W, 78-69
2/9/91	San Angelo, Texas	W, 73-68
2/16/91	Canyon, Texas	L, 53-55
12/10/91	San Angelo, Texas	L, 64-74
1/3/92	Amarillo, Texas	W, 106-78
12/4/92	San Angelo, Texas	L, 79-83 (OT)
1/9/93	Canyon, Texas	W, 94-55
1/31/94	San Angelo, Texas	L, 85-107
2/7/94	Canyon, Texas	W, 102-71
1/28/95	San Angelo, Texas	L, 67-68
2/6/95	Canyon, Texas	W, 65-62
12/18/95	Canyon, Texas	W, 106-60
2/22/96	San Angelo, Texas	L, 83-87
12/16/96	San Angelo, Texas	L, 56-71
2/20/97	Canyon, Texas	W, 62-59
1/15/98	San Angelo, Texas	W, 84-66
2/19/98	Canyon, Texas	W, 85-82
1/7/99	Canyon, Texas	W, 78-61
2/13/99	San Angelo, Texas	W, 71-68
1/8/00	San Angelo, Texas	L, 77-78
2/5/00	Canyon, Texas	W, 78-75
1/18/01	San Angelo, Texas	L, 60-63 (OT)
2/17/01	Canyon, Texas	W, 85-71
3/3/01	San Angelo, Texas (LSC)	W, 75-73 (OT)
1/24/02	Canyon, Texas	L, 80-82
2/23/02	San Angelo, Texas	L, 62-88
1/23/03	San Angelo, Texas	W, 80-72
2/22/03	Canyon, Texas	W, 84-73
1/29/04	Canyon, Texas	W, 94-79
2/28/04	San Angelo, Texas	W, 77-72
2/3/05	Canyon, Texas	W, 72-56
2/10/05	San Angelo, Texas	L, 69-74
1/21/06	Canyon, Texas	W, 77-71
2/18/06	San Angelo, Texas	W, 81-77
1/17/07	San Angelo, Texas	L, 84-94
2/14/07	Canyon, Texas	W, 86-56
1/16/08	Canyon, Texas	W, 71-68
2/9/08	San Angelo, Texas	W, 84-78
1/28/09	Canyon, Texas	L, 71-79
2/18/09	San Angelo, Texas	L, 63-65
1/27/10	San Angelo, Texas	L, 78-84
2/17/10	Canyon, Texas	W, 85-84
1/22/11	San Angelo, Texas	W, 62-59
2/12/11	Canyon, Texas	W, 81-61
12/17/11	Canyon, Texas	W, 71-44
2/11/12	San Angelo, Texas	W, 61-56
12/1/12	San Angelo, Texas	W, 73-44
2/2/13	Canyon, Texas	W, 82-67
1/15/14	San Angelo, Texas	L, 59-71
1/14/15	Canyon, Texas	L, 60-88
2/4/15	San Angelo, Texas	L, 68-77
1/13/16	San Angelo, Texas	L, 75-85
2/3/16	Canyon, Texas	W, 92-77
1/12/17	Canyon, Texas	W, 104-96
2/18/17	San Angelo, Texas	W, 90-81
1/11/18	San Angelo, Texas	W, 81-77
2/17/18	Canyon, Texas	W, 120-88
1/12/19	San Angelo, Texas	W, 89-78

2/14/19	Canyon, Texas	W, 89-69
1/16/20	Canyon, Texas	W, 88-73
2/8/20	San Angelo, Texas	w, 73-59
3/7/20	Frisco, Texas (LSC)	W, 87-77

ARKANSAS-FORT SMITH

ALL-TIME SERIES

WT LEADS, 2-0

Canyon, Texas (First United Bank Center).....	1-0 (1-0)
Fort Smith, Ark. (Stubblefield Center).....	0-0 (0-0)
Neutral Sites.....	1-0
LSC Championship.....	0-0

HIGHEST SCORES - WT

Canyon.....	84
.....WT 84-56, in 2019-20	
Fort Smith.....	

HIGHEST SCORES - UAFS

Canyon.....	
Fort Smith.....	56
.....WT 84-56, in 2019-20	

GAME-BY-GAME

11/6/16	Orange, California	W, 94-86
12/21/19	Canyon, Texas	W, 84-56

CAMERON

ALL-TIME SERIES

WT LEADS, 38-16

Canyon, Texas (First United Bank Center).....	22-6 (10-5)
Lawton, Okla. (Aggie Gym).....	13-9 (13-9)
Neutral Sites.....	3-1
LSC Championship.....	5-1

HIGHEST SCORES - WT

Canyon.....	105
.....WT 105-68, 2019-20	
Lawton.....	103
.....WT 103-93 (ot), 2017-18	

HIGHEST SCORES - CU

Canyon.....	90
.....CU 90-84, 2006-07	
Lawton.....	98
.....WT 100-98 (4ot), 2016-17	

GAME-BY-GAME

12/6/79	Canyon, Texas	W, 103-88
12/13/80	Canyon, Texas	W, 91-68
12/5/81	Canyon, Texas	W, 91-71
2/1/88	Lawton, Oklahoma	L, 55-74
2/15/88	Canyon, Texas	W, 63-53
1/30/89	Canyon, Texas	L, 77-80
2/6/89	Lawton, Oklahoma	W, 64-60
1/22/90	Lawton, Oklahoma	W, 82-76
2/19/90	Canyon, Texas	W, 99-82
3/1/90	Amarillo, Texas (LSC)	W, 66-58
1/14/91	Canyon, Texas	W, 84-67
1/28/91	Lawton, Oklahoma	W, 81-75
3/1/91	Amarillo, Texas (LSC)	W, 78-70
1/11/92	Lawton, Oklahoma	W, 94-79
2/13/92	Canyon, Texas	W, 97-64
1/15/94	Lawton, Oklahoma	W, 84-77
2/21/94	Canyon, Texas	W, 82-62
1/19/95	Canyon, Texas	W, 89-75
2/1/95	Lawton, Oklahoma	L, 66-77
11/30/95	Lawton, Oklahoma	L, 71-81
1/25/96	Canyon, Texas	W, 69-60
11/22/97	Lawton, Oklahoma	W, 83-66
12/11/99	Canyon, Texas	W, 85-77
12/1/01	Lawton, Oklahoma	L, 59-63
1/18/03	Canyon, Texas	W, 82-50
1/10/04	Lawton, Oklahoma	W, 87-81 (OT)
12/4/04	Canyon, Texas	W, 82-72
12/1/05	Lawton, Oklahoma	L, 66-70
11/30/06	Canyon, Texas	L, 84-90
1/10/08	Lawton, Oklahoma	W, 82-66
1/5/09	Canyon, Texas	W, 70-55
12/14/09	Lawton, Oklahoma	L, 47-50
12/2/10	Canyon, Texas	W, 75-67 (OT)
3/3/11	Bartlesville, Oklahoma (LSC)	W, 79-59
1/14/12	Canyon, Texas	L, 64-68

2/25/12	Lawton, Oklahoma	L, 61-67
12/8/12	Canyon, Texas	W, 57-38
2/9/13	Lawton, Oklahoma	L, 62-73
3/6/13	Allen, Texas (LSC)	W, 65-50
1/11/14	Lawton, Oklahoma	L, 68-69
2/15/14	Canyon, Texas	L, 58-63
1/10/15	Canyon, Texas	L, 82-83
2/14/15	Lawton, Oklahoma	W, 88-73
12/31/15	Canyon, Texas	L, 80-83 (OT)
1/10/16	Lawton, Oklahoma	W, 83-78
3/3/16	Allen, Texas (LSC)	L, 70-79
1/7/17	Lawton, Oklahoma	W, 100-98 (4OT)
2/9/17	Canyon, Texas	W, 87-82
1/6/18	Canyon, Texas	W, 93-59
2/8/18	Lawton, Oklahoma	W, 103-93 (OT)
11/29/18	Canyon, Texas	W, 91-79
2/2/19	Lawton, Oklahoma	W, 83-70
3/7/19	Frisco, Texas (LSC)	W, 72-59
2/29/20	Canyon, Texas	W, 105-68

DALLAS BAPTIST

ALL-TIME SERIES

WT LEADS, 3-0

Canyon, Texas (First United Bank Center).....	3-0 (1-0)
Dallas, Texas (Berg Center).....	0-0 (0-0)
Neutral Sites.....	1-0
LSC Championship.....	0-0

HIGHEST SCORES - WT

Canyon.....	100
.....WT 100-70, in 1989-90	
Dallas.....	

HIGHEST SCORES - DBU

Canyon.....	82
.....WT 100-82, in 2019-20	
Dallas.....	

GAME-BY-GAME

12/5/88	Canyon, Texas	W, 87-78
1/8/90	Canyon, Texas	W, 100-70
2/15/20	Canyon, Texas	W, 98-82

EASTERN NEW MEXICO

ALL-TIME SERIES

WT LEADS, 81-18

Canyon, Texas (First United Bank Center).....	44-8 (15-5)
Portales, N.M. (Greyhound Arena).....	34-10 (26-10)
Neutral Site.....	3-0
LSC Championship.....	2-0

HIGHEST SCORES - WT

Portales.....	106
.....WT 106-83, 1955-56	

HIGHEST SCORES - ENMU

Canyon.....	95
.....WT 96-95, 1998-99	
Portales.....	96
.....ENMU 96-83, 2016-17	

GAME-BY-GAME

12/16/35	Canyon, Texas	W, 46-24
12/17/35	Canyon, Texas	W, 56-19
12/6/41	Sundown, Texas	W, 111-22
1/13/45	Portales, New Mexico	W, 62-45
2/10/45	Canyon, Texas	W, 84-43
1/30/46	Portales, New Mexico	W, 71-24
2/23/46	Canyon, Texas	W, 71-35
12/19/53	Canyon, Texas	W, 69-50
12/28/55	Portales, New Mexico	W, 106-83
12/14/59	Canyon, Texas	W, 95-70
12/30/60	Portales, New Mexico	W, 81-74
1/7/63	Canyon, Texas	W, 84-49
2/12/63	Portales, New Mexico	L, 74-79
1/24/64	Portales, New Mexico	W, 87-72
2/6/64	Portales, New Mexico	W, 89-82
12/17/64	Portales, New Mexico	W, 83-82 (OT)
2/8/65	Canyon, Texas	W, 102-79
12/8/65	Canyon, Texas	L, 72-74
1/14/66	Portales, New Mexico	W, 68-55
12/4/68	Canyon, Texas	W, 87-72
1/11/69	Canyon, Texas	W, 75-68
1/3/70	Canyon, Texas	W, 84-74

12/10/70	Canyon, Texas	W, 55-45
12/17/71	Portales, New Mexico	W, 88-78
1/20/72	Canyon, Texas	W, 57-50
12/15/73	Canyon, Texas	W, 66-40
1/20/75	Canyon, Texas	W, 82-55
2/15/75	Portales, New Mexico	W, 68-53
1/29/87	Portales, New Mexico	W, 91-82
2/12/87	Canyon, Texas	W, 82-64
2/4/88	Canyon, Texas	W, 77-56
2/27/88	Portales, New Mexico	W, 77-55
11/27/88	Amarillo, Texas	L, 103-105 (2OT)
1/5/89	Canyon, Texas	W, 102-80
2/25/89	Portales, New Mexico	W, 72-62
1/4/90	Canyon, Texas	W, 78-59
2/24/90	Portales, New Mexico	L, 70-80
1/31/91	Canyon, Texas	W, 79-73
2/21/91	Portales, New Mexico	L, 69-73 (OT)
1/13/92	Canyon, Texas	W, 87-76
2/28/92	Portales, New Mexico	W, 68-55
12/8/92	Canyon, Texas	W, 69-56
2/11/93	Portales, New Mexico	L, 71-82
1/20/94	Canyon, Texas	W, 86-78
2/26/94	Portales, New Mexico	W, 63-61
2/9/95	Portales, New Mexico	W, 64-54
2/2/95/95	Canyon, Texas	L, 57-59
1/15/96	Portales, New Mexico	W, 79-65
1/27/96	Canyon, Texas	W, 90-81
1/25/97	Portales, New Mexico	W, 78-59
2/10/97	Canyon, Texas	W, 74-62
1/31/98	Portales, New Mexico	W, 64-49
2/9/98	Canyon, Texas	W, 75-63
2/1/99	Canyon, Texas	W, 96-95
2/8/99	Portales, New Mexico	W, 86-68
1/15/00	Portales, New Mexico	W, 71-46
2/12/00	Canyon, Texas	W, 84-68
1/23/01	Canyon, Texas	W, 80-61
2/20/01	Portales, New Mexico	W, 83-77
1/28/02	Portales, New Mexico	L, 73-82
2/18/02	Canyon, Texas	L, 77-81 (OT)
11/30/02	Canyon, Texas	W, 82-65
2/10/03	Canyon, Texas	W, 69-63
2/17/03	Portales, New Mexico	L, 76-85
2/2/04	Portales, New Mexico	L, 74-89
2/9/04	Canyon, Texas	L, 72-77 (OT)
1/24/05	Canyon, Texas	W, 66-59
2/21/05	Portales, New Mexico	W, 81-78
1/30/06	Canyon, Texas	W, 93-81
2/6/06	Portales, New Mexico	W, 92-89
1/29/07	Portales, New Mexico	W, 87-72
2/5/07	Canyon, Texas	W, 91-79
1/19/08	Portales, New Mexico	W, 63-52
2/16/08	Canyon, Texas	W, 72-58
2/4/09	Canyon, Texas	W, 69-47
2/7/09	Portales, New Mexico	W, 73-52
2/3/10	Portales, New Mexico	L, 58-61 (OT)
2/6/10	Canyon, Texas	W, 67-49
1/15/11	Canyon, Texas	L, 70-73
2/26/11	Portales, New Mexico	W, 74-54
1/18/12	Canyon, Texas	W, 71-68
1/21/12	Portales, New Mexico	L, 66-68
2/29/12	Allen, Texas (LSC)	W, 80-47
1/23/13	Portales, New Mexico	W, 69-65 (OT)
1/26/13	Canyon, Texas	L, 57-71
2/1/14	Canyon, Texas	L, 57-58
3/1/14	Portales, New Mexico	L, 63-94
1/31/15	Portales, New Mexico	W, 76-73
2/28/15	Canyon, Texas	W, 96-86
1/30/16	Canyon, Texas	W, 97-64
2/27/16	Portales, New Mexico	W, 82-63
12/3/16	Canyon, Texas	W, 92-86
1/26/17	Portales, New Mexico	L, 83-96
12/2/17	Portales, New Mexico	W, 99-69
1/25/18	Canyon, Texas	W, 82-63
3/2/18	Denton, Texas (LSC)	W, 86-70
1/22/19	Portales, New Mexico	W, 74-69
2/26/19	Canyon, Texas	W, 92-79
11/23/19	Canyon, Texas	W, 93-78
1/4/20	Portales, New Mexico	W, 76-71

LUBBOCK CHRISTIAN

ALL-TIME SERIES

WT LEADS, 18-5

Canyon, Texas (First United Bank Center).....	11-2 (6-2)
Lubbock, Texas (Rip Griffin Center).....	7-3 (4-3)
Neutral Sites.....	1
LSC Championship (Comerica Center).....	0-0

HIGHEST SCORES - WT

Canyon.....	100
..... WT 100-93 (ot), in 2003-04	
Lubbock.....	111
..... WT 111-72, in 1992-93	

HIGHEST SCORES - LCU

Canyon.....	93
..... WT 100-93 (ot), in 2002-03	
Lubbock.....	95
..... LCU 95-86, in 2015-16	

GAME-BY-GAME

12/2/78	Canyon, Texas	W, 97-83
12/29/80	Canyon, Texas	W, 95-66
2/11/82	Canyon, Texas	W, 57-53
12/4/87	Portales, New Mexico	W, 67-55
12/14/91	Canyon, Texas	W, 93-66
3/2/92	Lubbock, Texas	W, 65-61
2/16/93	Canyon, Texas	W, 91-74
3/4/93	Lubbock, Texas	W, 111-72
11/22/93	Lubbock, Texas	W, 81-76
12/14/93	Canyon, Texas	W, 84-71
11/23/02	Goodwell, Oklahoma	L, 61-65
11/15/03	Lubbock, Texas	W, 89-88
12/15/03	Canyon, Texas	W, 100-93 (OT)
11/22/05	Lubbock, Texas	W, 63-53
12/8/05	Canyon, Texas	W, 74-53
12/4/06	Lubbock, Texas	W, 92-84
12/17/07	Canyon, Texas	L, 59-65
12/3/14	Canyon, Texas	W, 67-58
11/19/15	Canyon, Texas	L, 64-74
12/3/15	Lubbock, Texas	L, 75-93
11/17/16	Lubbock, Texas	L, 86-95
12/9/17	Canyon, Texas	W, 82-71
11/15/18	Canyon, Texas	W, 82-70
12/6/18	Lubbock, Texas	L, 65-68
1/18/20	Canyon, Texas	W, 92-68
2/6/20	Lubbock, Texas	W, 72-67

MIDWESTERN STATE

ALL-TIME SERIES

WT LEADS, 40-32

Canyon, Texas (First United Bank Center).....	29-9 (14-4)
Wichita Falls, Texas (D.L. Ligon Coliseum).....	10-21 (7-18)
Neutral Sites.....	1-2
LSC Championship.....	1
NCAA Tournament.....	0-1

HIGHEST SCORES - WT

Canyon.....	113
..... WT 113-95, in 1998-99	
Wichita Falls.....	97
..... WT 97-91, in 1997-98	

HIGHEST SCORES - MSU

Canyon.....	95
..... WT 113-95, in 1998-99	
Wichita Falls.....	108
..... MSU 108-83, in 1998-99	

GAME-BY-GAME

12/19/47	Canyon, Texas	W, 51-48
12/2/48	Canyon, Texas	W, 71-42
3/5/52	Canyon, Texas	W, 73-61
1/26/54	Canyon, Texas	W, 96-83
12/5/58	Canyon, Texas	L, 68-71
2/23/59	Wichita Falls, Texas	W, 88-82
12/3/59	Wichita Falls, Texas	W, 75-67
12/9/59	Wichita Falls, Texas	W, 74-67
12/3/60	Canyon, Texas	L, 66-83
12/20/61	Wichita Falls, Texas	L, 72-73
12/4/62	Canyon, Texas	W, 89-75
12/17/62	Wichita Falls, Texas	L, 72-81
12/10/63	Canyon, Texas	L, 82-89
2/10/64	Wichita Falls, Texas	L, 60-71
11/23/85	Canyon, Texas	W, 73-63

COACHING RECORDS

Tom Brown vs. LCU

Total.....	5-4
------------	-----

Todd Duncan vs. WT

Total.....	4-5
------------	-----

LARGEST WINNING MARGINS

West Texas A&M

Canyon.....	39
Lubbock.....	39

Lubbock Christian

Canyon.....	10
Lubbock.....	18

12/29/86	Wichita Falls, Texas	W, 77-62
1/13/87	Canyon, Texas	W, 86-58
2/4/87	Canyon, Texas	W, 73-68
11/28/87	Amarillo, Texas	L, 64-67
12/7/87	Canyon, Texas	W, 102-58
1/5/88	Wichita Falls, Texas	L, 64-72
11/24/90	Canyon, Texas	W, 95-74
1/6/96	Wichita Falls, Texas	L, 86-106
2/3/96	Canyon, Texas	W, 92-91
1/7/97	Canyon, Texas	W, 77-75
2/1/97	Wichita Falls, Texas	L, 65-77
1/8/98	Canyon, Texas	W, 97-84
2/12/98	Wichita Falls, Texas	W, 97-91
1/14/99	Wichita Falls, Texas	L, 83-108
2/20/99	Canyon, Texas	W, 113-95
1/4/00	Canyon, Texas	L, 73-85
1/29/00	Wichita Falls, Texas	L, 82-94
3/4/00	Tahlequah, Oklahoma (LSC)	L, 83-93
11/17/00	Wichita Falls, Texas	L, 69-79
12/5/00	Canyon, Texas	W, 87-74
12/8/01	Canyon, Texas	W, 87-81
2/13/03	Canyon, Texas	W, 89-83
2/7/04	Wichita Falls, Texas	L, 69-86
2/7/04	Canyon, Texas	W, 88-74
1/20/05	Canyon, Texas	W, 81-52
2/17/05	Wichita Falls, Texas	W, 74-72 (OT)
3/4/05	Commerce, Texas (LSC)	W, 80-75
1/25/06	Canyon, Texas	W, 90-58
2/22/06	Wichita Falls, Texas	L, 79-82
1/27/07	Wichita Falls, Texas	L, 81-90
2/24/07	Canyon, Texas	L, 55-61
3/10/07	Warrensburg, Missouri (NCAA)	L, 81-86
1/23/08	Canyon, Texas	W, 76-62
2/13/08	Wichita Falls, Texas	W, 86-83 (OT)
1/21/09	Canyon, Texas	W, 67-61
2/11/09	Wichita Falls, Texas	L, 75-85
1/20/10	Wichita Falls, Texas	L, 69-90
2/10/10	Canyon, Texas	W, 68-58
1/29/11	Wichita Falls, Texas	L, 54-69
2/19/11	Canyon, Texas	W, 68-56
1/11/12	Wichita Falls, Texas	L, 60-66 (OT)
2/22/12	Canyon, Texas	W, 60-56
12/4/12	Wichita Falls, Texas	L, 62-65 (OT)
2/6/13	Canyon, Texas	L, 42-55
1/8/14	Canyon, Texas	L, 70-76
2/12/14	Wichita Falls, Texas	L, 63-74
1/7/15	Wichita Falls, Texas	L, 58-73
2/11/15	Canyon, Texas	W, 73-60
1/6/16	Canyon, Texas	L, 65-74
2/10/16	Wichita Falls, Texas	L, 75-84
1/5/17	Wichita Falls, Texas	L, 78-84
2/11/17	Canyon, Texas	W, 80-74
1/4/18	Canyon, Texas	W, 83-76
2/10/18	Wichita Falls, Texas	W, 87-58
12/1/18	Canyon, Texas	W, 93-70
1/31/19	Wichita Falls, Texas	W, 87-62
11/14/19	Wichita Falls, Texas	W, 75-64
2/27/20	Canyon, Texas	W, 82-58

OKLAHOMA CHRISTIAN

ALL-TIME SERIES

WT LEADS, 2-0

Canyon, Texas (First United Bank Center).....	1-0 (1-0)
Oklahoma City, Oklahoma (Eagles' Nest).....	0-0 (0-0)
Neutral Sites.....	1-0
LSC Championship.....	0-0

HIGHEST SCORES - WT

Canyon.....	81
..... WT 81-65, in 2019-20	
Oklahoma City.....	

HIGHEST SCORES - OC

Canyon.....	65
..... WT 81-65, in 2019-20	
Oklahoma City.....	

GAME-BY-GAME

11/17/12	Pueblo, Colorado	W, 55-52
12/19/19	Canyon, Texas	W, 81-65

COACHING RECORDS

Tom Brown vs. OC

Total.....	1-0
------------	-----

Kendre Talley vs. WT

Total.....	0-1
------------	-----

LARGEST WINNING MARGINS

West Texas A&M

Canyon.....	16
-------------	----

Oklahoma Christian

Canyon.....	no wins
-------------	---------

Oklahoma Christian

Oklahoma City.....	no wins
--------------------	---------

ST. EDWARD'S ALL-TIME SERIES

WT LEADS, 4-2

Canyon, Texas (First United Bank Center)	3-0 (1-0)
Austin, Texas (Recreation and Convocation Center)	0-1 (0-1)
Neutral Sites	-1-1
LSC Championship	-1-0
NCAA Tournament	-1-0

HIGHEST SCORES - WT

Canyon	99
WT 99-67, in 1989-90	
Austin	87
SEU 100-87, in 2019-20	

HIGHEST SCORES - SEU

Canyon	70
WT 89-70, in 2018-19	
Austin	100
SEU 100-87, in 2019-20	

COACHING RECORDS

Tom Brown vs. SEU	
Total	2-1
Andre Cook vs. WT	
Total	1-2

LARGEST WINNING MARGINS

West Texas A&M	
Canyon	46
Austin	no wins
St. Edward's	
Canyon	no wins
Austin	13

GAME-BY-GAME

1/10/90	Canyon, Texas	W, 99-67
12/15/90	Canyon, Texas	W, 97-51
12/11/98	Abilene, Texas	L, 78-86
3/19/19	Canyon, Texas (NCAA)	W, 89-70
12/12/19	Austin, Texas	L, 87-100
3/8/20	Frisco, Texas (LSC)	W, 81-65

ST. MARY'S ALL-TIME SERIES

WT LEADS, 18-1

Canyon, Texas (First United Bank Center)	8-0 (0-0)
San Antonio, Texas (Bill Greehey Arena)	8-1 (1-0)
Neutral Sites	2-0
LSC Championship	0-0

HIGHEST SCORES - WT

Canyon	69
WT 69-37, in 1939-40	
San Antonio	96
WT 96-77, in 2019-20	

HIGHEST SCORES - StMU

Canyon	51
WT 65-51, 1940-41	
San Antonio	77
WT 96-77, in 2019-20	

COACHING RECORDS

Tom Brown vs. StMU	
Total	1-0
Jim Zeleznak vs. WT	
Total	0-1

LARGEST WINNING MARGINS

West Texas A&M	
Canyon	33
San Antonio	32
St. Mary's	
Canyon	no wins
San Antonio	7

GAME-BY-GAME

1/17/36	Canyon, Texas	W, 36-24
1/18/36	Canyon, Texas	W, 55-26
2/22/38	San Antonio, Texas	W, 38-33
2/23/28	San Antonio, Texas	W, 59-27
1/18/39	Canyon, Texas	W, 59-32
1/19/39	Canyon, Texas	W, 44-24
2/3/39	San Antonio, Texas	L, 40-47
2/4/39	San Antonio, Texas	W, 40-32
2/7/40	San Antonio, Texas	W, 74-43
2/8/40	San Antonio, Texas	W, 44-41
2/16/40	Canyon, Texas	W, 69-36
2/17/40	Canyon, Texas	W, 69-37
2/7/41	San Antonio, Texas	W, 53-50
2/8/41	San Antonio, Texas	W, 49-34
2/24/41	Canyon, Texas	W, 60-28
2/25/41	Canyon, Texas	W, 65-51
12/28/99	Stephenville, Texas	W, 74-60
3/8/01	Topeka, Kansas (NCAA)	W, 67-55
12/14/19	San Antonio, Texas	W, 96-77

TEXAS A&M INTERNATIONAL ALL-TIME SERIES

SERIES TIED, 1-1

Canyon, Texas (First United Bank Center)	0-0 (0-0)
Laredo, Texas (KCB)	1-0 (1-0)
Neutral Sites	0-1
LSC Championship (Comerica Center)	0-0

HIGHEST SCORES - WT

Canyon	
Laredo	64
WT 64-54, in 2019-20	

HIGHEST SCORES - TAMUIC

Canyon	
Laredo	54
WT 64-54, in 2019-20	

COACHING RECORDS

Tom Brown vs. TAMUIC	
Total	1-0
Rodney McConnell vs. WT	
Total	0-0

LARGEST WINNING MARGINS

West Texas A&M	
Canyon	no wins
Laredo	10
Texas A&M International	
Canyon	no wins
Laredo	no wins

GAME-BY-GAME

11/18/11	Odessa, Texas	L, 50-53
1/25/20	Laredo, Texas	W, 64-54

TEXAS A&M-COMMERCE

ALL-TIME SERIES

WT LEADS, 65-34

Canyon, Texas (First United Bank Center)	32-8 (15-4)
Commerce, Texas (The Field House)	27-24 (18-15)
Neutral Sites	6-2
LSC Championship	8-5
NCAA Tournament	3-0

HIGHEST SCORES - WT

Canyon	108
WT 108-84, in 1998-99	
Commerce	103
TAMUC 104-103 (2ot), in 2016-17	

HIGHEST SCORES - TAMUC

Canyon	98
WT 100-98, in 2016-17	
Commerce	104
TAMUC 104-103 (2ot), in 2016-17	

COACHING RECORDS

Tom Brown vs. TAMUC	
Total	13-5
Jaret von Rosenberg vs. WT	
Total	1-9

LARGEST WINNING MARGINS

West Texas A&M	
Canyon	33
Commerce	21
Texas A&M-Commerce	
Canyon	18
Commerce	16

GAME-BY-GAME

1/26/23	Commerce, Texas	W, 25-15
1/27/23	Commerce, Texas	W, 21-19
3/1/26	Canyon, Texas	L, 33-36
3/2/26	Commerce, Texas	W, 31-12
2/18/27	Canyon, Texas	W, 44-23
2/19/27	Canyon, Texas	W, 51-13
2/2/28	Commerce, Texas	W, 27-25
2/3/28	Commerce, Texas	W, 25-17
1/7/29	Commerce, Texas	L, 33-39
1/8/29	Commerce, Texas	L, 28-31
2/24/31	Canyon, Texas	W, 51-33
2/27/31	Commerce, Texas	L, 30-35
2/28/31	Commerce, Texas	W, 32-29
1/8/36	Commerce, Texas	L, 31-33
1/9/36	Commerce, Texas	L, 38-44
1/8/37	Commerce, Texas	L, 21-35
1/9/37	Commerce, Texas	W, 39-35
1/3/38	Commerce, Texas	L, 31-39
1/4/38	Commerce, Texas	W, 37-34
12/28/38	Oklahoma City, Oklahoma	W, 58-51
2/20/39	Commerce, Texas	W, 45-35
2/21/39	Commerce, Texas	L, 38-44
3/10/50	Commerce, Texas	L, 53-56
1/24/87	Canyon, Texas	W, 75-56
2/16/87	Commerce, Texas	W, 92-74
11/27/87	Amarillo, Texas	W, 82-64
1/25/88	Canyon, Texas	W, 81-65
2/8/88	Commerce, Texas	W, 72-68
3/1/88	San Angelo, Texas (LSC)	W, 89-74
1/21/89	Canyon, Texas	W, 72-69
2/13/89	Commerce, Texas	W, 73-50
1/13/90	Canyon, Texas	L, 70-71
2/10/90	Commerce, Texas	L, 75-79
3/10/90	Commerce, Texas (LSC)	W, 91-70
1/19/91	Commerce, Texas	L, 56-60
2/4/91	Canyon, Texas	W, 80-66
11/29/91	Canyon, Texas	W, 75-63
2/24/92	Commerce, Texas	W, 71-70
1/22/94	Canyon, Texas	W, 92-75
2/19/94	Commerce, Texas	W, 78-65
3/3/94	Canyon, Texas (LSC)	W, 80-69
1/16/95	Commerce, Texas	L, 60-66

2/11/95	Canyon, Texas	W, 70-60
3/2/95	Commerce, Texas (LSC)	L, 60-71
1/13/96	Canyon, Texas	L, 80-81
2/8/96	Commerce, Texas	L, 61-67
1/13/97	Commerce, Texas	L, 61-67
2/6/97	Canyon, Texas	L, 58-76
2/28/97	Commerce, Texas (LSC)	L, 67-87
1/22/98	Commerce, Texas	L, 73-76
2/5/98	Canyon, Texas	W, 73-64
2/24/98	Canyon, Texas (LSC)	W, 89-78
1/21/99	Commerce, Texas	W, 84-76
2/6/99	Canyon, Texas	W, 108-84
2/7/00	Commerce, Texas	W, 94-89 (2OT)
2/26/00	Canyon, Texas	W, 66-59 (OT)
2/3/01	Canyon, Texas	W, 84-81
2/8/01	Commerce, Texas	W, 60-58
2/2/02	Canyon, Texas	W, 75-54
2/7/02	Commerce, Texas	W, 79-76 (OT)
2/1/03	Canyon, Texas	L, 73-81
2/27/03	Commerce, Texas	W, 77-66
1/24/04	Commerce, Texas	W, 82-65
2/19/04	Canyon, Texas	W, 77-63
1/22/05	Canyon, Texas	L, 50-67
2/19/05	Commerce, Texas	L, 59-75
3/5/05	Commerce, Texas (LSC)	L, 62-77
12/10/05	Canyon, Texas	W, 69-62
12/7/06	Commerce, Texas	W, 65-64
2/27/07	Canyon, Texas (LSC)	W, 82-80
11/29/07	Canyon, Texas	W, 72-65
3/5/08	Bartlesville, Oklahoma (LSC)	L, 63-69
1/10/09	Commerce, Texas	L, 72-78
12/21/09	Canyon, Texas	W, 92-71
12/11/10	Commerce, Texas	W, 76-75
1/4/12	Canyon, Texas	W, 77-72
1/28/12	Canyon, Texas	W, 69-40
2/15/12	Commerce, Texas	W, 70-60
1/16/13	Canyon, Texas	W, 67-53
2/27/13	Commerce, Texas	W, 54-39
1/25/14	Commerce, Texas	L, 84-93
2/22/14	Canyon, Texas	L, 82-83
1/24/15	Canyon, Texas	L, 75-76
2/21/15	Commerce, Texas	L, 69-73
3/5/15	Allen, Texas (LSC)	L, 64-79
1/20/16	Commerce, Texas	W, 85-81
2/17/16	Canyon, Texas	W, 93-84
1/21/17	Commerce, Texas	L, 103-104 (2OT)
2/23/17	Canyon, Texas	W, 100-98
3/11/17	Golden, Colorado (NCAA)	W, 97-86
1/20/18	Canyon, Texas	W, 86-82
2/22/18	Commerce, Texas	L, 66-67
3/3/18	Frisco, Texas (LSC)	W, 73-63
3/11/18	Canyon, Texas (NCAA)	W, 93-70
1/17/19	Canyon, Texas	W, 87-66
2/23/19	Commerce, Texas	W, 81-69
3/10/19	Frisco, Texas (LSC)	W, 57-55
3/16/19	Canyon, Texas (NCAA)	W, 77-61
2/22/20	Commerce, Texas	W, 93-72
3/6/20	Frisco, Texas (LSC)	W, 85-72

TEXAS A&M-KINGSVILLE

ALL-TIME SERIES

WT LEADS, 53-26

Canyon, Texas (First United Bank Center).....	2325 (15-2)
Kingsville, Texas (Gil E. Steinke Physical Education Center).....	19-19 (16-18)
Neutral Sites.....	2-2
LSC Tournament.....	1-2
NCAA Tournament.....	1-0

HIGHEST SCORES - WT

Canyon.....	101
.....WT 101-79 in 1995-96	
Kingsville.....	100
.....WT 100-84 in 1991-92	

HIGHEST SCORES - TAMUK

Canyon.....	91
..TAMUK 91-87 (ot) in 1989-90	
Kingsville.....	98
..TAMUK 98-81 (ot) in 1986-87	

COACHING RECORDS

Tom Brown vs. TAMUK	
Total.....	10-3
Johnny Estelle vs. WT	
Total.....	3-10

LARGEST WINNING MARGINS

West Texas A&M	
Canyon.....	68
Kingsville.....	47
Texas A&M-Kingsville	
Canyon.....	8
Kingsville.....	21

GAME-BY-GAME

2/5/39	Kingsville, Texas	L, 32-34
2/6/39	Kingsville, Texas	W, 52-18
2/5/40	Canyon, Texas	W, 67-20
2/6/40	Canyon, Texas	W, 62-28
2/3/41	Kingsville, Texas	W, 73-26
2/4/41	Kingsville, Texas	W, 50-36
2/21/41	Canyon, Texas	W, 87-47
2/21/41	Canyon, Texas	W, 90-22
1/26/87	Canyon, Texas	W, 78-60
2/14/87	Kingsville, Texas	L, 81-98 (OT)
2/24/87	Amarillo, Texas (LSC)	W, 90-54
1/23/88	Canyon, Texas	W, 74-65 (OT)
2/6/88	Kingsville, Texas	W, 65-55
11/25/88	Amarillo, Texas	W, 84-78 (OT)
1/23/89	Canyon, Texas	W, 95-82
2/11/89	Kingsville, Texas	L, 71-74
1/15/90	Canyon, Texas	L, 87-91 (OT)
2/12/90	Kingsville, Texas	L, 68-89
1/21/91	Kingsville, Texas	W, 85-83 (2OT)
2/2/91	Kingsville, Texas	W, 100-84
1/27/92	Canyon, Texas	W, 83-57
12/18/92	Kingsville, Texas	W, 71-62
1/11/93	Canyon, Texas	L, 64-67
1/24/94	Canyon, Texas	W, 88-71
2/14/94	Kingsville, Texas	W, 74-52
1/14/95	Kingsville, Texas	L, 82-96
2/13/95	Canyon, Texas	W, 72-69
1/20/96	Kingsville, Texas	L, 73-84
2/15/96	Canyon, Texas	W, 101-79
3/1/96	Commerce, Texas (LSC)	L, 85-94
1/18/97	Canyon, Texas	W, 93-66
2/13/97	Kingsville, Texas	L, 81-82
1/24/98	Kingsville, Texas	L, 65-69
2/7/98	Canyon, Texas	W, 82-70
1/23/99	Kingsville, Texas	W, 82-69
2/4/99	Canyon, Texas	W, 80-78
1/20/00	Canyon, Texas	L, 69-77
2/19/00	Kingsville, Texas	W, 80-77 (OT)
2/1/01	Canyon, Texas	W, 72-65
2/10/01	Kingsville, Texas	L, 62-66
3/2/01	San Angelo, Texas (LSC)	W, 67-55
1/31/02	Canyon, Texas	W, 70-59
2/9/02	Kingsville, Texas	L, 76-80
1/30/03	Canyon, Texas	L, 68-72
3/1/03	Kingsville, Texas	L, 76-80
1/22/04	Kingsville, Texas	L, 68-86
2/21/04	Canyon, Texas	W, 79-76
1/27/05	Kingsville, Texas	L, 58-66
2/23/05	Canyon, Texas	W, 81-70
2/4/06	Canyon, Texas	W, 74-60
2/11/06	Kingsville, Texas	L, 67-75
2/1/07	Kingsville, Texas	W, 65-63
2/8/07	Canyon, Texas	W, 76-67
1/30/08	Kingsville, Texas	W, 60-57
2/20/08	Canyon, Texas	W, 69-51
1/31/09	Kingsville, Texas	L, 60-68
2/21/09	Canyon, Texas	W, 64-55
1/13/10	Canyon, Texas	W, 65-57
2/24/10	Kingsville, Texas	L, 62-64
2/2/11	Kingsville, Texas	W, 70-56
2/5/11	Canyon, Texas	L, 73-77
12/3/11	Kingsville, Texas	W, 69-61
1/12/13	Kingsville, Texas	L, 61-64 (OT)
2/23/13	Canyon, Texas	W, 57-56
1/18/14	Canyon, Texas	W, 82-59
2/8/14	Kingsville, Texas	W, 58-51
1/17/15	Kingsville, Texas	W, 71-52

2/7/15	Canyon, Texas	W, 74-68
1/16/16	Canyon, Texas	W, 76-60
2/6/16	Kingsville, Texas	W, 75-62
1/14/17	Canyon, Texas	W, 80-65
2/16/17	Kingsville, Texas	L, 59-76
3/3/17	Allen, Texas (LSC)	L, 63-68
3/12/17	Golden, Colorado (NCAA)	W, 76-64
1/13/18	Kingsville, Texas	W, 70-69
2/17/18	Canyon, Texas	W, 88-60
1/10/19	Kingsville, Texas	L, 74-86
2/16/19	Canyon, Texas	W, 90-89 (OT)
1/23/20	Kingsville, Texas	W, 75-64

UT PERMIAN BASIN

ALL-TIME SERIES

WT LEADS, 13-2

Canyon, Texas (First United Bank Center).....	9-0 (9-0)
Odessa, Texas (Falcon Dome).....	3-2 (3-2)
Neutral Sites.....	1-0
LSC Tournament.....	1-0
NCAA Tournament.....	1-0

HIGHEST SCORES - WT

Canyon.....	111
.....WT 111-78 in 2019-20	
Odessa.....	100
.....UTPB 106-100, in 2017-18	

HIGHEST SCORES - UTPB

Canyon.....	87
.....WT 95-87, in 2017-18	
Odessa.....	106
.....UTPB 106-100, in 2017-18	

COACHING RECORDS

Tom Brown vs. UTPB	
Total.....	8-2
Josh Newman vs. WT	
Total.....	0-5
at UT Permian Basin.....	0-4

LARGEST WINNING MARGINS

West Texas A&M	
Canyon.....	35
Odessa.....	16
UT Permian Basin	
Canyon.....	no wins
Odessa.....	6

11/29/02	Canyon, Texas	W, 93-58
11/27/09	Canyon, Texas	W, 74-51
12/15/10	Canyon, Texas	W, 68-56
11/19/11	Odessa, Texas	W, 81-75
12/10/11	Canyon, Texas	W, 61-45
12/6/16	Canyon, Texas	W, 89-80
2/4/17	Odessa, Texas	L, 73-77
12/5/17	Odessa, Texas	L, 100-106
1/30/18	Canyon, Texas	W, 105-86
3/4/18	Frisco, Texas (LSC)	W, 80-76
3/13/18	Canyon, Texas (NCAA)	W, 95-87
1/3/19	Odessa, Texas	W, 82-82
2/9/19	Canyon, Texas	W, 105-82
1/9/20	Odessa, Texas	W, 98-84
2/1/20	Canyon, Texas	W, 111-78

UT TYLER

ALL-TIME SERIES

WT LEADS, 1-0

Canyon, Texas (First United Bank Center).....	0-0 (0-0)
Tyler, Texas (Louise Herrington Patriot Center).....	1-0 (1-0)
Neutral Sites.....	0-0
LSC Championship.....	0-0

HIGHEST SCORES - WT

Canyon.....	
Tyler.....	73
.....WT 73-62, in 2019-20	

HIGHEST SCORES - UTT

Canyon.....	
Tyler.....	62
.....WT 73-62, in 2019-20	

COACHING RECORDS

Tom Brown vs. UTT	
Total.....	1-0
Louis Wilson vs. WT	
Total.....	0-1

LARGEST WINNING MARGINS

West Texas A&M	
Canyon.....	no wins
Tyler.....	11
UT Tyler	
Canyon.....	no wins
Tyler.....	no wins

GAME-BY-GAME

2/20/20	Tyler, Texas	W, 73-62
---------	--------------	----------

WESTERN NEW MEXICO

ALL-TIME SERIES

WT LEADS, 16-4

Canyon, Texas (First United Bank Center).....	8-3 (7-0)
Silver City, N.M. (Drag's Court).....	5-1 (4-0)
Neutral Sites.....	3-0
LSC Tournament.....	0-0

HIGHEST SCORES - WT

Canyon.....	105
.....WT 105-81, in 2019-20	
Silver City.....	100
.....WT 100-79, in 2019-20	

HIGHEST SCORES - WNMU

Canyon.....	81
.....WT 104-81, in 2018-19	
Silver City.....	79
.....WT 100-79, in 2019-20	

COACHING RECORDS

Tom Brown vs. WNMU	
Total.....	8-0
Zane Gibson vs. WT	
Total.....	0-0

LARGEST WINNING MARGINS

West Texas A&M	
Canyon.....	44
Silver City.....	21
Western New Mexico	
Canyon.....	3
Silver City.....	1

GAME-BY-GAME

2/28/39	El Paso, Texas	W, 57-49
12/11/39	Canyon, Texas	L, 26-29
12/12/39	Canyon, Texas	L, 35-36
2/23/40	Silver City, New Mexico	W, 42-41
2/24/40	Silver City, New Mexico	L, 48-49
2/28/40	El Paso, Texas	W, 63-49
12/4/86	Amarillo, Texas	W, 91-71
12/11/92	Portales, New Mexico	W, 64-57
1/23/93	Canyon, Texas	L, 74-75 (OT)
12/1/16	Canyon, Texas	W, 91-55
1/28/17	Silver City, New Mexico	W, 76-61
11/30/17	Silver City, New Mexico	W, 76-62
1/27/18	Canyon, Texas	W, 99-55
1/5/19	Silver City, New Mexico	W, 72-55
2/7/19	Canyon, Texas	W, 104-81
1/11/20	Silver City, New Mexico	W, 100-79
1/30/20	Canyon, Texas	W, 105-81





HISTORY

ALL-TIME LETTER WINNERS

A

Bill Abbott	1950-52
Miles Ackerman	1912-13
Russell Adams	1991-93
Reed Addison	1976-78
Terry Adolph	1979-81
Tom Airhart	1949-51
Glyn Akers	1918-19
Dana Albright	1973-75
Bill Allen	1944-45, 1947-50
Buck Amburn	1936-38
Bobby Anderson	1974-76
Moses Anderson	1925-26
Rodney Anderson	1988-90
Bill Arthur	1944-48
Jordan Ashmore	2009-13
E.B. Attaway	164-65

B

Mike Babes	2011-12
Rick Bacon	1967-70
Brian Bailey	1994-95
Jim Baker	1917-18
Antjuan Ball	2013-15
Guy Ballard	1915-16
Boyce Bandy	1928-30
Huey Barlett	1958-59
Pierre Barlow	2006-08
Mike Baskerville	2006-07
Keith Batiste	1970-71
John Battenfield	1918-19
Charlie Beaston	1956-58
Charles Bell	1981-82
Jerry Bell	1959-62
Jay Benn	1972-74
Mike Benoit	1986-88
Charlie Bernard	1948-50
Chad Bertrand	1997-2000
Bill Birdwell	1947-50
Ray Bivens	1923-26
Bill Black	1911-14
Keith Blair	1958-61
Sonny Blankenship	1960-63
Hayden Blankley	2019-Pr.
Dale Blaut	1968-70
Dwight Bobbitt	1915-16
Willie Boedecker	1933-36
Bill Bolk	1962-63
Buck Bolton	1914-15
Jeff Bonner	2014-16
Kavon Booker	2019-Pr.
Boyce Box	1942-43, 1946-48
Cloyce Box	1942-43, 1946-68
Darwin Boyd	1996-97
Chris Bracey	2001-03
Glynn Braden	1942-43, 1946-49
Eugene Brandon	1941-42
Carlos Brazolin	1990-91
Leonard Britt	1933-35
Garrett Brockman	2014-17
Dale Brookfield	1968-69
Price Brookfield	1939-42
Glen Brotherton	1945-46
Adrian Brown	1995-96
Andre Brown	1991-93
Buster Brown	1927-29
Hatcher Brown	1928-30
Jarvis Brown	2004-05
John Brown	2019-Pr.
LeBaron Brown	1995-96
Ty Bryant	2019-20
John Budenholzer	1945-46
Howard Burk	1981-82
Otis Burk	1929-33
Johnny Burkhalter	1969-71
Nick Burns	2008-10
Dale Burrows	1962-64
Austell Burrus	1949-52
Ray Burrus	1952-56

Troy Burrus	1951-54
Conway Butler	1935-38
Tyrone Byers	1999-2001
Charles Byrd	1986-88

C

Bart Cadenhead	1977-78
Kyle Caldwell	2001-03
Scott Caldwell	1991-93
Wade Callaway	1990-94
George Calvin	1931-33
Jason Campbell	2003-05
Fred Carey	1914-15
Royal E. Carey	1915-16
Eric Carmon	1984-85
Courtney Carr	2010-12
Frank Castleberry	1959-61
Eduardo Caviglia	2002-04
Elmer Chambers	1914-15
David Chavlovich	2014-18
Maurice Cheeks	1974-78
William Childs	1984-86
Jerry Christian	1970-73
Charles Claggett	1988-89
Lawrence Clark	1934-37
Robert Clark	1929-32
Kevin Clayton	1999-00
M.E. Cleavenger	1933-35
Curtis Clements	1933-36
Norman Clevenger	1913-14
Bill Clifton	1952-55
James Clice	1927-29
Kendall Cogburn	2009-11
Davie Cole	1967-70
Jordan Collins	2016-20
Reggie Collins	1990-91
George Ray Colvin	1931-33, 1935-36
Edwin Comer	1929-33
Guy Comer	1910-11
Jim Conner	1959-62
Jim (Slim) Conner	1973-74
Leo Cooper	1930-32
Tyler Cooper	2004-08
Larry Corbin	1957-58
Joe Cosey	1973-75
Lon Cowling	1910-11
Bill Cox	1948-49
Ross Craig	1916-18
James Crews	1942-43
Michael Crowe	1992-94
John Crudgington	1914-15
Cleatice Crump	1924-26, 1927-29
Melvyn Cullender	1936-39
Patrick Culver	2005-06
Claude Cummings	1994-96
Frank Cunningham	1942-43
Larry Cunningham	1975-78
Jim Curtsinger	1959-62

D

Steve Davidson	1970-72
Alex Davis	2009-10
Earl Davis	1984-86
Jack Davis	1934-36
Jeff Davis	2007-08
Lee Davis	1976-78
Melvyn B. Davis	1911-12
Ralph Davis	1939-40
Ronald Davis	1935-36
Willie Davis	1983-84
A. Day	1911-12
Ray DeBord	1962-63
Hank Decker	1945-47
William Dise	1974-75
Ben Doherty	2006-09
Scott Doores	1970-73
Bijan Dotson	2008-10
Nate Drayton	2012-13
Rosavelt Duffie	1992-93
Tez Dumars	2011-15

David Duncan	2013-14
--------------	---------

E

Tyshon Edwards	2011-12
Ray Ellefson	1942-43
Mark Ellerman	1982-84
Tony Ellis	1977-78
Dan Elmer	1976-80
Drew Evans	2016-19
Jordan Evans	2015-18

F

Frank Famer	1918-19
Max Farn	1917-18
Jim Farren	1955-59
Fasts	1915-16
Melvin Faust	1986-87
Drimir Ferguson	2013-14
Tory Fernandez	2008-10
Ben Finely	1964-65
Bob Finley	1952-54
Diangelo Fisher	1994-95
Mickey Fitts	1964-67
Milt Fitts	1957-60
Eddie Fitzgerald	1969-71
G.C. Fitzgerald	1930-33
Kevin Fletcher	1970-72
Foots	1916-17
Dawon Foreman	1987-91
Rich Forrest	1999-01
Joe Fortenberry	1930-33
Lionel Foster	2010-12
Garry Francis	1972-73
Valton Franklin	1966-68
Troy Fry	1989-91
Jon'il Fugett	2019-Pr.
Demetrice Fuller	2007-09
Guy Fuller	1924-27, 1928-30
Vernon Furlow	1965-66

G

Gach Gach	2017-19
Oscar Gamel	1926-28
Ron Gardner	1965-66
Miles Gatewood	2013-15
Derrick Geddis	2018-20
Pat Gerald	1927-30
Jake Gerber	2019-20
Rylan Gerber	2014-18
Johnny George	1954, 1956-57
David Gibbs	2013-14
Keith Gladney	1979-80
Raymond Glass	1913-14
F. Goeber	1910-12
Floyd Golden	1916-20
Roy Golden	1918-19
Eric Gollightly Jr.	2015-17
Ray Golson	1970-72
Clyde Gordon	1921-22
Floyd Gordon	1918-19
Tommy Gove	2014-18
Bob Grace	1960-61
Orlando Graham	1984-86
Robbie Graham	1972-73
Keon Grant	2007-08
Qua Grant	2018-Pr
Rufus Graves	1944-45
Fred Green	1952-54
Kevin "Chip" Green	2006-07
Ralph Griffith	1933-34
Steve Grimes	1992-93
Douglas Groom	1940-43
Phil Guinn	1961-62
Robert Gustavis	1982-83

H

Raymond Haddock	1955-56
Charles Halbert	1939-42
C. Halden	1911-12
Alex Hale	1924-28

Harvey Hale	1980-83
Mose Hale	1949-52
Nay Hale	1920-24
Ted Hale	1952-53
Bill Hales	1913-15
Brandon Hall	2018-19
LaDarius Hall	2009-11
Michael Hamelin	1997-99
Mike Hamilton	1991-92
J.D. Hanna	1917-18
Henry Hardaway	1959-61
Darnell Hardeman	1987-90
Walter D. Hardin	1911-12
Newton Harrell	1917-19
DaShawn Harris	1995-97
Eddie Harris	1978-82
Reggie Harris	2001-03
Donnell Harrison	1996-98
Sean Harrison	1997-99
Matt Hart	1994-95
David Hatcher	1955-58
Joe Hayese	1937-39
J.D. Hazelwood	1928-29
Earl Hector	1993-94
Heizer	1915-16
David Henderson	2010-11
Milt Henderson	1975-76
Clifford Henry	1922-23
Omer Hensley	1911-12
Otello Herm	1923-26
Fred Heyser	1915-17
Richard Higginbotham	2003-05
Norman Higgins	1944-45
Andre Hill	2006-08
Davis Hill	1922-26
Lewis Hill	1919-24
Raleigh Hill	1983-84
Simmie Hill	1967-69
Terrell Hill	1993-94
Chris Hinz	2006-08
Barrick Hodge	2011-12
Demetrius Hodge	1997-99
Jacquiese Holcombe	2009-11
G. Holden	1911-21
Ronnie Holmes	2004-06
Keenan Hooker	2003-04
Carlos Hopper	1991-94
Leroy Horton	1996-97
Mike Horton	1967-68
Paul House	1941-42
J.L. Houser	1944-45, 1946-47
Greg Houston	1991-92
Ralph Houston	1970-72
Ron Howle	1968-70
Snapper Hunnicutt	1995-96, 1998-99
Jamie Hurnes	2000-01

J

Darnell Jackson	2012-13
Derrick Jackson	1999-01
James Jackson	1982-84
J.J. Jackson	1996-98
Joaquin Jackson	1955-56
Neil Jackson	1945-49
Steven Jackson	2002-06
Ledru Jacobs	1941-43, 1945-47
Glen Jamison	1984-85
James Jappa	1982-83
Jay Jefferson	1988-89
C.J. Jennings	2017-18
Barry Johnson	2012-13
Carl Johnson	1977-81
Charles Johnson	1941-43, 1946-47
Clark Johnson	1941-43, 44-45, 46-47
Dewey Johnson	1938-41
Fred Johnson	1984-86
Jack Johnson	1965-67
John Johnson	1944-45, 46-47
Johnny Johnson	2008-09
Justin Johnson	2008-09
Lloyd Johnson	1932-37

Marshal Johnson 2018-20
 Nick Johnson 1994-96
 Tommy Johnson 1984-85
 Vernon Johnson 1934-35
 Terrance Jolley 1997-99
 Antoine Jones 1995-96
 Bobby Jones 1976-77
 Cleveland Jones 1929-30
 Darian Jones 2000-02
 Melvin Jones 1975-77
 Ray Jones 1939-40
 Tommy Jordan 1972-73

K

Mohammad Kamara 199-798
 Eugene Keating 1942-43
 Charles H. Keffer 1915-16
 Clifford Keith 1926-30
 Dave Keller 1977-78
 Virgil Kelley 1946-47
 Don Kendrick 1937-40
 Jerry Kersey 1980-81
 A.E. Key 1911-14
 Everett Key 1916-20, 21-22
 Donnie Kidd 2009-11
 Audell Kimmins 1934-35
 Mike Kimmis 1967-68
 Gene King 1957-60
 Ron King 1995-97
 Bryan Kirkland 1983-85
 Hubert Kitchens 1947-50
 Jake Knight 1961-62
 Lee Roy Knott 1955-57
 Lou Koning 1968-70

L

Metz LaFollette 1942-43, 44-45, 46-47
 Tom Lair 1910-12
 Brent Lake 1970-73
 Carl Lamb 2003-05
 Tyler Lambert 2012-13
 Joe Lancaster 1920-24
 Bert Lane 1946-47
 Augie Larson 1999-02
 Martin Lattibeaudiere 1993-97
 Arthur Latus 1986-87
 Coy Laury 1997-98
 Cyril Layne 1930-31
 Don Leach 1944-46
 Robert Lee 2007-08
 Server Leon 1915-17
 Elgin Leslie 1990-91
 Victor Lewis 2017-18
 Rod Little 2010-11
 C. Lively 1915-16
 Damien Lolar 2005-06
 Mike Lorene 1976-80
 Eddie Lowe 2001-02
 Keith Lowe 1962-63
 Delbert Lowes 1925-29
 Earl Lust 1912-14
 Mike Lyerla 1991-93
 Pratt Lyons 1968-69

M

Jack Maddox 1940-43
 Matt Madison 1999-03
 J.W. Malone 1944-47, 48-49
 Sammy Malone 1947-50
 John Matthews 1913-14
 Cedric Mayberry 2001-20
 Mark Mayberry 1973-74
 Mike McBride 1975-76
 James McCloud 1968-70
 Jon McCoy 1971-72
 John McClure 1952-55
 Clint McFall 2007-09
 Mike McGhee 1996-97
 Jerry McGuire 1962-63
 Earl McKinney 1989-90, 91-92
 Ed McMinn 1933-35
 Doc McVickers 1924-26
 Joe McWilliams 1963-66
 Fremont Mead 1912-14

Arendijus Mejeras 2001-03
 Jordanas Mejeras 2004-07
 Rodrigo Mello 1987-91
 Bill Miller 1945-49
 Max Miller 1957-59
 Nat Miller 1968-69
 Fabian Mina 1992-93
 Joe Mincey 2009-11
 Marvin Mitchell 1963-65
 Mike Mitchell 1966-69
 Odus Mitchell 1920-24
 Will Mitchell 2005-06
 Frank Monroe 1930-33
 Dudley Moore 1965-66
 James Morgan 1953-54
 Jeff Morgan 1986-88
 Dale Morris 1966-67
 Milton Morris 1929-33
 Eric Mosley 2014-15, 16-17, 2018-20
 Gene Murdock 1968-70
 Estrada Murray 1999-01
Joel Murray 2018-Pr.
 Marvin Myers 1934-36
 Albert Myles 1998-99, 00-01

N

J. Naiker 1932-33
 Wyatt Nations 1922
 Milton Neilson 1936-38
 P.F. Newman 1926-30
 Winston Nicholas 1978-79
 Ed Neills 1920-21
 Jim Nielson 1966-69
 Bob Nippert 1938-41
 H. Norditt 1911-12
 David Nowlin 1966-68

O

Skyler O'Laughlin 2016-17
 John Olsen 1979-81
 Roy O'Neale 1992-94
 Steve Ornelez 1979-81
 Lawrence Overcast 1952-56

P

Willburn Patten 1940-41
 Ben Pearson 1925-27
 Roger Pearson 1923-24
 James Pennington 2017-19
 Paul Perkins 1981-82
 Perry 1918-20
 Judge Perry 1957-59
 Nolan Peteet 1950-52
 D.J. Phillips 1931-32
 Ted Phillips 1933-34
 Matt Pierce 2002-04
 Scottie Pierce 1961-64
 Roger Pierson 1923
 J.E. Pietzsch 1937-38
 Jason Pillion 1997-99
 Roy Pinson 1916-17
 Jess Pipkin 1911-13
 Keon Pledger 2013-14
 Rod Prater 2002-04
 Bill Price 1949-52
 Borden Price 1939-41, 1946
 Gaige Primm 2017-18
 Joseph Prince 2015-17
 Kirby Pugh 1964-65

Q

Ryan Quaid 2015-19

R

Reggie Ramey 1972-76
 Tommy Rasberry 1953-54
 Ed Redd 1993-94
 Cleotis Reece 1971-70
 Jerry McGuire 1941-42
 Shane Reese 1995-97
 Bill Reeves 1965-66
 Leon Reeves 1924-27
 Jim Reid 1957-60
 Sidney C. Reid 1911-13

Charlie Relph 2000-01
 Gale Rhin 1967-69
 David Rhone 2001-03
 Lonnie Rice 1950-51
 Guy Richards 1930-34
 Charles Richardson 1948-49
 Jody Richardson 1965-66
 Fred Rike 1989-90
 Eurskine Robinson 1978-82
 Harold Robinson 1950-53
 James Robinson 1955-56
 Hector Rodriguez 1971-73
 Mike Rodriguez 1970-73
 Walter Roese 1990-92
 Don Rogers 1955-58
 Rookie Rogers 1953-57
 Bobby Roland 1962-63
 Geoffrey Rowles 1967-68
 Kevin Rutherford 1994-95

S

Moshn Said 2006-07
 Rene Salomao 1997-98, 99-00
 Marvin Satterfield 1983-84
 Maurice Savage 1967-68
 Jerry Schaeffer 1977-78
 Frank Schaffer 1961-64
 Brad Schreck 1975-77
 O.T. Schupback 1940-42
 Ernest Schur 1937-40
 Earl Scott 1912-14
 George Scott 1961-62, 63-65
 James Scott 1952-55
 Esaw Scruggs 1999-01
 David Seal 1959-62
 Gordon Sewell 1911-13
 Ray Schackelford 1936-39
 David Shearod 1963-64
 Kyle Shields 2004-06, 07-09
 Elmer Shotwell 1912-14
 Carlos Silva 2002-05
 Gary Simms 1916-17, 19-21
 Danny Simmons 1981-82
 Allen Simpson 1955-58
 Gail Simpson 1963-66
 Kenneth Simpson 1944-45, 46-47, 48-49
 Sammy Simpson 1989-91
 Donald Sims 2011-13
 George Sims 1978-80
 Tom Sims 1955-56, 58-59
 Troy Sims 1988-90, 92-93
 Jerry Singletary 1985-87
 Steve Slagle 1960-63
 Dallas Smith 1973-76
 Eugene Smith 1974-77
 Otis Smith 1911-12
 Ralph Smith 1914-15
 Shawn Smith 1981-83
 Alburn Sone 1922-24
 Henry Sone 1924-25
 Law Sone 1925-26
 Lem Sone 1918-19, 20-21, 22-23
 Velton Sorgee 1942-43
 Lonnie Speck 1967-68
 L.O. Speer 1936-37
 Earl Stagner 1937-41
 Goran Stanic 2005-07
 Henry Stair 1912-13
 J. Stean 1927-28
 Leo Steinkoenig 1941-42
 Lother Stephenson 1936-40
 Bob Steppes 1981-83
 Dwaine Stewart 1949-52
 Frank Stingo 1975-77
 Frank Stockman 1939-42
 William Stockman 1940-43, 45-46
 Jack Stone 1915-16
 James Strahan 1963-65
 Joe Streun 1955-57
 Jim Stringer 1925-27
 Russell Stroud 1931-34
 Niko Stylianou 2008-09
 Bob Summerwell 1952-53
 Kyle Sunderman 1971-73

Jon Sykes 2007-08

T

Fabrice Tafo 2008-09
 B.F. Taylor 1935-36
 Bruce Taylor 1973-77
 Calvin Taylor 1964-66
 Charles Taylor 1945-46
 Howard Taylor 1973-75
 Don Teague 1960-61
 Rodney Teague 1965-67
 Jerald Temple 1986-88
 Jamil Terrell 2004-05
 Foy Terry 1920-21
 Kelly Thomas 1980-81
 Govinda Thomas-Carter 2004-06
 Joe A. Thompson 1916-17
 Joe Thompson 1993-97
 Chase Thornberry 2007-08
 Hugh Tilson 1955-58
 Rod Toliver 1988-90
 Jack Tomberlin 1945-46
Zach Toussant 2019-Pr.
 Norman Trimble 1940-43
 Dick Trolinger 1958-59
 Justin Tubb 2019-12
 Chris Tucker 2009-10

V

Finis Vaughn 1924-25
 Ray Vineyard 1934-35
 Robert Von Amelunxen 1983-84

W

John Walker 1932-35
 Sean Walker 1986-87
 Jeff Wallace 1911-13
 Seivern Wallace 1994-95
 T. Wallace 1910-12
 Kevin Waller 2011-12
 Craig Walling 1935-38
 Dennis Walling 1950-53
 Kendall Walling 1982-84
 Jerrod Walton 2015-17
 Elvis Ward 1926-30
J.T. Warren 2019-Pr.
 Kennon Washington 2011-13
 Odell Washington 1937-38
 Phil Washington 1991-92
 Foster Watkins 1936-37
 Derrith Welch 1966-67
 Vernon Welch 1962-63
 Ed Wells 1920-21
 Todd Welty 1987-88
 Wyatt Wheatly 2017-18
 Spencer Whippo 1918-19
 Carl White 2014-15, 16-17
 Kenny White 2001-03
 Kevin White 1990-92
 Mason White 2009-13
 Sterling White 2017-19
 Mark Wible 1974-75
 Dick Wiggins 1944-45
 Cedric Wilbon 1994-96
 Dave Wilburn 1978-79
 Bernard Williams 1990-91
 Jim Wilson 1946-47
 Russ Winters 1989-91
 David Woods 1985-87
 Don Woods 1947-49
 Harry Word 1911-12
 Tomas Wrotten 1997-99

Y

Goliath Yeggins 1980-84
 John E. Younger 1911-912

Z

U. Zumer 1911-12

CONFERENCE HONORS

ALL-MISSOURI VALLEY

1975-76	Maurice Cheeks (1st)
	Dallas Smith (2nd)
1976-77	Maurice Cheeks (2nd)
1977-78	Maurice Cheeks (1st)
1980-81	Terry Adolph (1st)
1982-83	Bob Steppes (2nd)
1983-84	James Jackson (1st)

MVC COACH OF THE YEAR

1975-76	Ron Ekker
---------	-----------

MVC MEN'S BASKETBALL 50 GREATEST PLAYERS

.....	Maurice Cheeks
-------	----------------

ALL-LONE STAR CONFERENCE

1986-87	Charles Byrd (1st)
	Jerry Singletary (2nd)
	David Woods (2nd)
	Melvin Faust (2nd)
1987-88	Mark Benoit (1st)
	Charles Byrd (1st)
	Jerald Temple (2nd)
1988-89	Charles Claggett (2nd)
	Rodrgio Mello (2nd)
	Rod Toliver (HM)
1989-90	Rod Toliver (2nd)
	Earl McKinney (HM)
	Rodrigo Mello (HM)
	Fred Rike (HM)
1990-91	Russ Winters (1st)
	Troy Fry (2nd)
	Walter Roese (2nd)
	Dawon Foreman (2nd)
	Rodrigo Mello (HM)
1993-94	Michael Crowe (1st)
	Roy O'Neale (1st)
	Carlos Hopper (HM)
1994-95	Joe Thompson (2nd)
	Cederick Wilbon (2nd)
	Martin Lattibeaudiere (HM)
1995-96	Cedrick Wilbon (1st)
	Martin Lattibeaudiere (2nd)
	Joe Thompson (2nd)
	DaShawn Harris (HM)
1996-97	Martin Lattibeaudiere (1st)
	Joe Thompson (HM)
1997-98	Donnell Harrison (1st)
	Rene Salomao (2nd)
	Michael Hamelin (HM)
	Terrence Jolley (HM)
1998-99	Terrence Jolley (1st)
	Michael Hamelin (2nd)
	Sean Harrison (2nd)
	Albert Myles (HM)
	Jason Pillion (HM)
1999-2000	Rene Salomao (2nd)
	Esaw Scruggs (2nd)
	Rich Forrest (HM)
	Estranda Murray (HM)
2000-01	Albert Myles (1st)
	Derrick Jackson (2nd)
	Estrada Murray (HM)
2001-02	Kyle Caldwell (2nd)
	Darian Jones (HM)
2002-03	Rod Prater (1st)
	Matt Madison (HM)
	Kyle Caldwell (HM)
2003-04	Rod Prater (1st)
	Jason Campbell (HM)
	Carl Lamb (HM)
2004-05	Carl Lamb (2nd)
	Jami Terrell (HM)
2005-06	Damien Lolar (1st)
	Ronnie Holmes (2nd)

.....	Tyler Cooper (HM)
2006-07	Damien Lolar (1st)
	Tyler Cooper (HM)
	Chris Hinz (HM)
	Kevin Green (HM)
2007-08	Robert Lee (HM)
	Tyler Cooper (HM)
	Chris Hinz (HM)
	Andre Hill (HM)
	Pierre Barlow (HM)
2008-09	Kyle Shields (1st)
	Nick Burns (HM)
2009-10	Nick Burns (2nd)
	Bijan Dotson (2nd)
	Ladarius Hall (HM)
	Joe Mincey (HM)]
2010-11	Ladarius Hall (1st)
	Lionel Foster (2nd)
	Jacquiese Holcombe (HM)
2011-12	Donald Sims (2nd)
	Lionel Foster (2nd)
	Kennon Washington (HM)
2012-13	Donald Sims (2nd)
	Kennon Washington (HM)
2013-14	Drimir Ferguson (HM)
	Antjuan Ball (HM)
2014-15	David Chavlovich (2nd)
	Miles Gatewood (HM)
2015-16	David Chavlovich (1st)
	Jordan Evans (HM)
2016-17	David Chavlovich (1st)
	Jordan Evans (2nd)
2017-18	David Chavlovich (1st)
	Ryan Quaid (1st)
	Jordan Evans (2nd)
	Gaige Prim (HM)
2018-19	Ryan Quaid (1st)
	Qua Grant (1st)
	Joel Murray (3rd)
	Brandon Hall (HM)
	Gach Gach (HM)
2019-20	Qua Grant (1st)
	Joel Murray (1st)
	Derrick Geddis (3rd)
	Jon'il Fugett (HM)

LSC PLAYER OF THE YEAR

2000-01	Albert Myles
2006-07	Damien Lolar
2007-08	Robert Lee
2015-16	David Chavlovich
2018-19	Ryan Quaid
2019-20	Qua Grant

LSC FRESHMAN OF THE YEAR

1993-94	Martin Lattibeaudiere
1999-00	Tyrone Byers
2011-12	Tez Dumars
2014-15	David Chavlovich
2017-18	Gaige Prim
2018-19	Qua Grant

LSC NEWCOMER OF THE YEAR

2007-08	Robert Lee
2011-12	Donald Sims

LSC DEFENSIVE PLAYER OF THE YEAR

1987-88	Jeff Morgan
1988-89	Dawon Foreman
	Rodrigo Mello
1990-91	Dawon Foreman
1995-96	Joe Thompson
1998-99	Michael Hamelin
2005-06	Steve Jackson

MOST ALL-LSC SELECTIONS BY SCHOOL (SINCE 1986-87)

SCHOOL	FIRST	SECOND	THIRD	HM	ALL-DEFENSE	ALL-FRESHMAN	TOTAL
WEST TEXAS A&M	24	32	2	46	6	1	110
Angelo State	19	21	3	41	4	0	88
Texas A&M-Commerce	24	26	2	20	4	0	76
Texas A&M-Kingsville	13	23	2	28	3	0	69
Midwestern State	19	14	5	24	5	0	67
Eastern New Mexico	15	17	3	29	1	0	65
Cameron	10	15	2	25	1	0	53
UT Permian Basin	4	4	4	0	2	0	14
St. Edward's	2	1	0	2	1	0	6
Lubbock Christian	1	1	1	0	0	2	5
Western New Mexico	0	0	0	3	0	0	3
DBU	1	1	0	0	1	0	3
Oklahoma Christian	0	1	0	2	0	0	3
St. Mary's	0	0	1	1	0	0	2
Arkansas-Fort Smith	1	0	0	0	0	0	1
UT Tyler	0	0	1	0	0	0	1
Texas A&M Int'l	0	0	0	0	0	0	0

LSC ALL-DEFENSIVE TEAM

2013-14	Antjuan Ball
2014-15	Antjuan Ball
2017-18	Ryan Quaid
2018-19	Joel Murray
2019-20	Qua Grant
2019-20	Joel Murray

LSC ALL-FRESHMAN TEAM

2019-20	Zach Toussaint
---------	----------------

LSC COACH OF THE YEAR

1993-94	Rick Cooper
1996-97	Rick Cooper
1997-98	Rick Cooper
2005-06	Rick Cooper
2006-07	Rick Cooper
2007-08	Rick Cooper
2017-18	Tom Brown
2018-19	Tom Brown
2019-20	Tom Brown

LSC ALL-ACADEMIC

1993-94	Wade Callaway
1994-95	Joe Thompson
1995-96	Joe Thompson
1999-2000	Rene Salomao
2002-03	Arendijus Mejeras
2004-05	Tyler Cooper
2005-06	Tyler Cooper
2006-07	Tyler Cooper
2007-08	Tyler Cooper
2011-12	David Henderson
	Justin Tubb
2015-16	Rylan Gerber
	Jeff Bonner
2016-17	Eric Golightly Jr.
	Ryan Quaid
2017-18	Ryan Quaid
	Rylan Gerber

LSC ACADEMIC PLAYER OF THE YEAR

2005-06	Tyler Cooper
2006-07	Tyler Cooper
2007-08	Tyler Cooper
2017-18	Ryan Quaid

FRED JACOBY ACADEMIC ATHLETE OF THE YEAR

2008	Tyler Cooper
------	--------------

POLL HISTORY

WEST TEXAS A&M WEEK-BY-WEEK IN THE NATIONAL ASSOCIATION OF BASKETBALL COACHES POLL

	1	2	3	4	5	6	7	8	9	10	11	12	13	14	15	16
2019-20	5	5	5	3	7	5	5	4	4	3	3	3	3	3		
2018-19	8	8	7	13	13	8	16	15	11	7	5	4	4	4	3	
2017-18	10	8	8	12	11	11	8	7	11	10	8	8	7	13	11	
2016-17	-	24	22	19	14	11	15	12	20	-	-	-	-	-	-	
2015-16	-	-	-	-	-	-	-	-	-	-	-	-	-	-	-	
2014-15	-	-	-	-	-	-	-	-	-	-	-	-	-	-	-	
2013-14	-	-	-	-	-	-	-	-	-	-	-	-	-	-	-	
2012-13	20	18	25	-	-	-	-	-	-	-	-	-	-	-	-	
2011-12	-	-	-	-	-	-	-	-	-	-	-	-	-	-	-	
2010-11	-	-	-	-	-	-	19	23	20	19	-	23	-	T24	23	
2009-10	-	-	-	-	-	-	-	-	-	-	-	-	-	-	-	
2008-09	-	-	-	-	-	-	-	-	-	-	-	-	-	-	-	
2007-08	-	-	-	-	-	-	-	-	-	-	-	-	19	-	-	
2006-07	-	-	-	-	-	-	-	-	-	-	-	-	-	-	-	
2005-06	-	-	-	-	-	-	-	-	-	-	-	-	-	-	-	
2004-05	-	-	-	-	-	-	-	-	-	-	-	-	-	-	-	

WEST TEXAS A&M WEEK-BY-WEEK IN THE DIVISION II SPORTS INFORMATION DIRECTORS OF AMERICA POLL

	1	2	3	4	5	6	7	8	9	10	11	12	13	14	15	16
2019-20	5	4	4	2	10	8	8	7	5	4	4	4	4	4		
2018-19	7	7	7	7	10	10	8	16	2	T11	8	7	6	6	4	3
2017-18	15	11	9	9	T15	17	12	8	13	10	7	7	6	11	-	
2016-17	16	-	-	21	8	6	12	10	18	-	-	-	-	-	-	
2015-16	-	-	-	-	-	-	-	-	-	-	-	-	-	-	-	
2014-15	-	-	-	-	-	-	-	-	-	-	-	-	-	-	-	

WEST TEXAS A&M WEEK-BY-WEEK IN THE DIVISION II BULLETIN

	1	2	3	4	5	6	7	8	9	10	11	12	13	14	15	16
2003-04	-	-	-	-	-	-	-	-	-	-	-	-	-	-	-	
2002-03	-	-	-	-	-	-	-	-	-	-	-	-	-	-	-	
2001-02	-	-	-	-	-	-	-	-	-	-	-	-	-	-	-	
2000-01	-	-	-	-	-	-	-	-	-	-	-	-	-	-	-	
1999-00	-	-	-	-	-	-	-	-	-	-	-	-	-	-	-	
1998-99	-	-	-	-	-	-	-	-	-	24	17	-	-	-	-	
1997-98	-	-	15	14	10	9	15	8	5	5	8	9	-	-	-	

WEST TEXAS A&M WEEK-BY-WEEK IN THE NCAA POLL

	1	2	3	4	5	6	7	8	9	10	11	12	13	14	15	16
1996-97	-	-	-	-	-	-	-	-	-	-	-	-	-	-	-	
1995-96	-	-	-	-	-	-	-	-	-	-	-	-	-	-	-	
1994-95	-	18	-	-	-	-	-	-	-	-	-	-	-	-	-	
1993-94	-	-	-	-	-	-	-	-	-	-	-	-	-	-	-	
1992-93	-	-	-	-	-	-	-	-	-	-	-	-	-	-	-	
1991-92	-	-	-	-	-	-	-	-	-	-	-	-	-	-	-	
1990-91	14	18	T11	11	10	17	-	-	-	-	-	-	-	-	-	
1989-90	-	-	17	16	-	-	-	-	-	-	-	-	-	-	-	
1988-89	-	-	-	-	-	-	-	-	-	-	-	-	-	-	-	
1987-88	16	17	-	-	-	-	-	-	-	-	-	-	-	-	-	
1986-87	9	9	7	6	12	6	10	5	10	-	-	-	-	-	-	
1985-86	-	-	-	-	-	-	-	-	-	-	-	-	-	-	-	
1984-85	-	-	-	-	-	-	-	-	-	-	-	-	-	-	-	
1983-84	-	-	-	-	-	-	-	-	-	-	-	-	-	-	-	
1982-83	-	-	-	-	-	-	-	-	-	-	-	-	-	-	-	
1981-82	-	-	-	-	-	-	-	-	-	-	-	-	-	-	-	
1980-81	-	-	-	-	-	-	-	-	-	-	-	-	-	-	-	
1979-80	-	-	-	-	-	-	-	-	-	-	-	-	-	-	-	
1978-79	-	-	-	-	-	-	-	-	-	-	-	-	-	-	-	
1977-78	-	-	-	-	-	-	-	-	-	-	-	-	-	-	-	
1976-77	-	-	-	-	-	-	-	-	-	-	-	-	-	-	-	
1975-76	-	-	-	-	-	-	19	19	20	-	-	-	-	-	-	

WEST TEXAS A&M WEEK-BY-WEEK IN THE ASSOCIATED PRESS POLL

	1	2	3	4	5	6	7	8	9	10	11	12	13	14	15	16
1974-75	-	-	-	-	-	-	-	-	-	-	-	-	-	-	-	
1973-74	-	-	-	-	-	-	-	-	-	-	-	-	-	-	-	
1972-73	-	-	-	-	-	-	-	-	-	-	-	-	-	-	-	
1971-72	-	-	-	-	-	-	-	-	-	-	-	-	-	-	-	
1970-71	-	-	-	-	-	-	-	-	-	-	-	-	-	-	-	
1969-70	-	-	-	-	-	-	-	-	-	-	-	-	-	-	-	
1968-69	-	-	-	-	-	-	-	-	-	-	-	-	-	-	-	
1967-68	-	-	-	-	-	-	-	-	-	-	-	-	-	-	-	
1966-67	-	-	-	-	-	-	-	-	-	-	-	-	-	-	-	
1965-66	-	-	-	-	-	-	-	-	-	-	-	-	-	-	-	
1964-65	-	-	-	-	-	-	-	-	-	-	-	-	-	-	-	
1963-64	-	-	-	-	-	-	-	-	-	-	-	-	-	-	-	
1962-63	-	-	-	-	-	-	-	-	-	-	-	-	-	-	-	
1961-62	-	-	-	-	-	-	-	-	-	-	-	-	-	-	-	
1960-61	-	-	-	-	-	-	-	-	-	-	-	-	-	-	-	

POLL STREAKS & NOTES

ALL-TIME (NABC POLL)

Dates	
Nov. 19 - March 10	Weeks ranked in the Top 25 64
Nov. 20 - March 12	Weeks out of Top 25 170
Nov. 21 - March 6	Weeks ranked in the Top 10 33
Nov. 22 - March 7	Weeks ranked in the Top 5 20
Nov. 24 - March 8	Most consecutive weeks in Top 25 45
Nov. 25 - March 10	W-L vs. ranked teams 25-42
Nov. 19 - March 11	home.....18-7
Nov. 20 - March 12	road.....0-22
Nov. 29 - March 6	neutral.....7-12
Nov. 23 - March 8	W-L vs. Top 10 teams 12-13
Nov. 24 - March 9	home.....10-2
Nov. 25 - March 10	road.....0-4
Nov. 28 - March 11	neutral.....2-7
Nov. 28 - March 6	
Nov. 29 - March 6	
Nov. 30 - March 8	

TOM BROWN ERA (NABC POLL)

Dates	
Weeks ranked in the Top 25 53	
Weeks out of Top 25 37	
Weeks ranked in the Top 10 33	
Weeks ranked in the Top 5 20	
Most consecutive weeks in Top 25 45	
Nov. 21 - March 6	W-L vs. ranked teams 14-13
Nov. 24 - March 8	home.....9-3
Nov. 25 - March 10	road.....0-9
	neutral.....5-1
W-L vs. Top 10 teams 6-3	
home.....4-1	
road.....0-1	
neutral.....2-1	

ALL-TIME (D2SIDA POLL)

Weeks ranked in the Top 25 51
Weeks out of Top 25 39
Weeks ranked in the Top 10 38
Weeks ranked in the Top 5 12
Most consecutive weeks in Top 25 30

CONFERENCE POSTSEASON

WT'S CHAMPIONSHIP HISTORY

	MVC	LSC	TOTAL
Overall	4-5	38-19	42-24
First Round	0-1	0-0	0-1
Quarterfinal	2-2	15-7	17-9
Semifinal	2-0	14-7	16-7
Championship	0-2	9-5	9-7

LSC POSTSEASON TOURNAMENT TITLES

TITLES	TEAM (YEARS)
9	WEST TEXAS A&M (1990, 91, 94, 2001, 03, 06, 18, 19, 20)
7	Midwestern State (1999, 2000, 07, 09, 10, 12, 16)
5	Central Oklahoma (1995, 97, 98, 2008, 11)
4	Texas A&M-Commerce (1977, 78, 2005, 15)
3	Tarleton (2004, 13, 14)
3	Abilene Christian (1985, 86, 87)
3	Angelo State (1984, 88, 89)
3	Sam Houston State (1975, 81,82)
2	Texas State (1979, 80)
2	Texas A&M-Kingsville (1992, 96)
1	UT Permian Basin (2017)
1	Eastern New Mexico (1993)
1	Howard Payne (1976)
1	Northeastern State (2002)
1	Stephen F. Austin (1983)

WT'S ALL-TOURNAMENT SELECTIONS

1987	Melvin Faust
	Charles Byrd
	Jerry Singletary
1988	Charles Byrd
	Jerald Temple
1994	Carlos Hopper (MVP)
	Martin Lattibeaudiere
1996	Cedric Wilbon
1997	Martin Lattibeaudiere
1998	Donnell Harrison
	Terrance Jolley
1999	Terrance Jolley
2003	Esaw Scruggs (MVP)
	Rich Forrest
2003	Rod Prater (MVP)
	Chris Bracey
2007	Damien Lolar
2011	LaDarius Hall
2018	David Chavlovich (MVP)
	Jordan Evans
2019	Brandon Hall (MVP)
	Qua Grant
2020	Joel Murray (MVP)
	Qua Grant



WEST TEXAS A&M VS. OPPONENTS IN CONFERENCE CHAMPIONSHIP

*Includes Missouri Valley Conference

ABILENE CHRISTIAN (3-1)

L, 69-78	1987	finals
W, 127-76	1991	quarters
W, 85-79	1994	finals
W, 74-69	1996	quarters

ANGELO STATE (2-1)

L, 73-94	1988	finals
W, 75-73 (OT)	2001	finals
W, 87-77	2020	semis

BRADLEY (0-1)

L, 59-62	1980	finals
----------	------	--------

CAMERON (4-1)

W, 78-70	1991	semis
W, 75-59	2011	quarters
W, 65-60	2013	quarters
L, 70-79	2016	quarters
W, 72-59	2019	quarters

CENTRAL OKLAHOMA (6-2)

W, 94-86	1990	semis
W, 83-70	1991	finals
L, 101-123	1998	finals
W, 92-91	1999	quarters
W, 88-84	2003	quarters
W, 79-67	2005	quarters
W, 80-78	2010	quarters
L, 63-66 (2OT)	2011	semis

CREIGHTON (1-0)

W, 83-67	1980	semis
----------	------	-------

EASTERN NEW MEXICO (2-0)

W, 80-47	2012	quarters
W, 86-70	2018	quarters

HARDING (1-0)

W, 92-67	2000	quarters
----------	------	----------

INDIANA STATE (0-1)

L, 84-94	1979	quarters
----------	------	----------

MIDWESTERN STATE (1-1)

L, 83-93	2000	finals
W, 80-75	2005	semis

NEW MEXICO STATE (1-0)

W, 89-86	1977	quarters
W, 98-87	1980	quarters

NORTHEASTERN STATE (2-1)

W, 60-49	2000	semis
W, 78-56	2003	semis
L, 52-65	2004	quarters

SOUTHEASTERN OKLAHOMA STATE (1-1)

W, 64-62	2006	semis
L, 76-83	2007	semis

SOUTHERN ILLINOIS (0-1)

L, 69-82	1977	finals
----------	------	--------

SOUTHWESTERN OKLAHOMA STATE (1-0)

W, 84-70	2006	quarters
----------	------	----------

ST. EDWARD'S (1-0)

W, 81-65	2020	finals
----------	------	--------

TARLETON (3-5)

L, 60-62	1999	semis
W, 69-61	2003	finals
W, 92-85	2006	finals
L, 68-82	2010	semis
L, 37-59	2012	semis
L, 48-66	2013	semis
L, 70-89	2014	quarters
W, 83-74	2019	semis

TEXAS A&M-COMMERCE (8-4)

W, 89-74	1988	semis
W, 91-70	1990	finals
W, 80-69	1994	semis
L, 60-71	1995	quarters
W, 89-78	1998	semis
L, 62-77	2005	finals
W, 82-80	2007	quarters
L, 63-69	2008	quarters
L, 64-79	2015	quarters
W, 73-63	2018	semis
W, 57-55	2019	finals
W, 85-72	2020	quarters

TEXAS A&M-KINGSVILLE (2-2)

W, 90-54	1987	semis
L, 84-94	1996	semis
W, 67-55	2001	semis
L, 63-68	2017	quarters

TULSA (1-1)

W, 96-81	1977	first round
L, 69-74	1985	quarters

UT PERMIAN BASIN (1-0)

W, 80-76	2018	finals
----------	------	--------

WICHITA STATE (1-0)

W, 79-68	1977	semis
----------	------	-------

POSTSEASON HISTORY

POSTSEASON RECORD

NCAA Tournament	W-L
NCAA Tournament Total	14-19
In 1st games played	6-11
In 2nd games played	5-4
In 3rd games played	2-1
In Elite Eight games	1-2
In Final Four games	0-1

National Invitational Tournament	W-L
N.I.T. Total	1-4
(Appearances: 1941, 1945 1969, 1980)	

NAIB National Tournament	W-L
NAIB Total	1-4
(Appearances: 1941, 1945 1969, 1980)	

AAU National Tournament	W-L
AAU Total	4-6
(Appearances: 1932, 1933, 1935, 1936, 1937, 1938)	

NCAA TOURNAMENT APPEARANCES [18]

YEAR (REGION)

1955 (West)
 1987 (South Central)
 1990 (South Central)
 1991 (South Central)
 1994 (South Central)
 1998 (South Central)
 1999 (South Central)
 2001 (South Central)
 2003 (South Central)
 2006 (South Central)
 2007 (South Central)
 2008 (South Central)
 2011 (South Central)
 2012 (South Central)
 2017 (South Central)
 2018 (South Central)
 2019 (South Central)
 2020 (South Central)

ROUND OF 16 GAMES [4]

1998
 2017
 2018
 2019

ELITE EIGHT APPEARANCES [3]

1998
 2018
 2019

FINAL FOUR APPEARANCES [1]

2018

1941 NIT (0-1)

3-17 Creighton 59 West Texas A&M 58 New York City, N.Y.

1945 NIT (1-1)

3-13 West Texas A&M 54 Wichita State 43 New York City, N.Y.
 3-14 Pepperdine 52 West Texas A&M 45 New York City, N.Y.

1955 NCAA DI TOURNAMENT (0-1)

3-8 #1 San Francisco 89 West Texas A&M 66 San Francisco, Calif.

1969 NIT (0-1)

3-14 Ohio 82 West Texas A&M 80 New York City, N.Y.

1980 NIT (0-1)

3-5 Illinois State 80 West Texas A&M 63 Normal, Ill.

1987 NCAA DII TOURNAMENT (1-1)

3-5 #10 West Texas A&M 67 Abilene Christian 63 Amarillo, Texas
 3-6 Southeast Missouri State 72 #10 West Texas A&M 71 Amarillo, Texas

1990 NCAA DII TOURNAMENT (1-1)

3-16 Missouri Western 73 West Texas A&M 71 Cape Girardeau, Mo.
 3-17 West Texas A&M 98 #20 Southern Indiana 93 Cape Girardeau, Mo.

1991 NCAA DII TOURNAMENT (0-2)

3-15 #6 Central Missouri 72 West Texas A&M 69 Warrensburg, Mo.
 3-16 #9 Kentucky Wesleyan 91 West Texas A&M 78 Warrensburg, Mo.

1994 NCAA DII TOURNAMENT (0-2)

3-11 North Alabama 74 West Texas A&M 67 Topeka, Kan.
 3-12 #20 Central Missouri 79 West Texas A&M 78 Topeka, Kan.

1998 NCAA DII TOURNAMENT (2-1)

3-6 #9 West Texas A&M 90 #22 Pittsburg State 79 Canyon, Texas
 3-7 #9 West Texas A&M 105 #15 Central Oklahoma 101 Canyon, Texas
 3-19 #7 UC Davis 63 #9 West Texas A&M 55 Louisville, Ken.

1999 NCAA DII TOURNAMENT (0-1)

3-5 Abilene Christian 102 West Texas A&M 96 Wichita Falls, Texas

2001 NCAA DII TOURNAMENT (1-1)

3-8 West Texas A&M 67 St. Mary's 55 Topeka, Kan.
 3-9 #5 Washburn 86 West Texas A&M 61 Topeka, Kan.

2003 NCAA DII TOURNAMENT (0-1)

3-14 #17 Washburn 75 West Texas A&M 73 Stephenville, Texas

2006 NCAA DII TOURNAMENT (0-1)

3-11 Northwest Missouri State 66 West Texas A&M 51 Bolivar, Mo.

2007 NCAA DII TOURNAMENT (0-1)

3-10 #19 Midwestern State 86 West Texas A&M 81 Warrensburg, Mo.

2008 NCAA DII TOURNAMENT (0-1)

3-15 Southwest Baptist 95 West Texas A&M 79 Stephenville, Texas

2011 NCAA DII TOURNAMENT (0-1)

3-12 #13 Fort Hays State 75 #23 West Texas A&M 49 Edmond, Okla.

2012 NCAA DII TOURNAMENT (0-1)

3-10 #15 Arkansas Tech 79 West Texas A&M 68 Wichita Falls, Texas

2017 NCAA DII TOURNAMENT (2-1)

3-11 West Texas A&M 97 Texas A&M-Commerce 86 Golden, Colo.
 3-12 West Texas A&M 76 Texas A&M-Kingsville 64 Golden, Colo.
 3-14 #11 Colorado School of Mines 88 West Texas A&M 63 Golden, Colo.

2018 NCAA DII TOURNAMENT (4-1)

3-10 #11 West Texas A&M 79 Colorado School of Mines 65 Canyon, Texas
 3-11 #11 West Texas A&M 93 Texas A&M-Commerce 70 Canyon, Texas
 3-13 #11 West Texas A&M 95 #19 UT Permian Basin 87 Canyon, Texas
 3-20 #11 West Texas A&M 87 LeMoyné 73 Sioux Falls, S.D.
 3-22 #2 Ferris State 85 #11 West Texas A&M 79 Sioux Falls, S.D.

2019 NCAA DII TOURNAMENT (3-1)

3-15 #3 West Texas A&M 109 New Mexico Highlands 95 Canyon, Texas
 3-16 #3 West Texas A&M 77 Texas A&M-Commerce 77 Canyon, Texas
 3-19 #3 West Texas A&M 89 #4 St. Edward's 70 Canyon, Texas
 3-27 Southern Indiana 94 #3 West Texas A&M 84 Evansville, Ind.

P

PORTER
It's What the Pros Play On!





RECORD BOOK

SCORING

CAREER SCORING RECORDS

MOST POINTS SCORED

Rk.	Player, Seasons	Avg.	Pts.
1.	David Chavlovich, 2014-18	19.8	2,520
2.	Ryan Quaid, 2015-19	12.0	1,750
3.	Martin Lattibeaudiere, 1993-97	14.0	1,566
4.	Jordan Evans, 2015-18	14.3	1,455
5.	Reggie Ramey, 1973-76	14.5	1,440
6.	Price Brookfield, 1940-42	14.1	1,406
7.	Qua Grant, 2018-present	17.6	1,250
8.	Tez Dumars, 2011-15	11.0	1,230
9.	Maurice Cheeks, 1975-78	11.8	1,227
10.	Mike Mitchell, 1967-69	18.4	1,197
11.	Simmie Hill, 1967-69	25.3	1,189
12.	Rodrigo Mello, 1987-91	10.6	1,187
13.	Damian Lolar, 2005-07	19.9	1,175
14.	Joe Thompson, 1993-97	10.3	1,152
15.	Troy Burrus, 1952-54	16.7	1,138
16.	Eddie Harris, 1979-82	10.6	1,111
17.	Eurskine Robinson, 1979-82	10.1	1,110
18.	Charles Halbert, 1940-42	11.0	1,102
19.	Joel Murray, 2018-present	15.5	1,100
20.	Carl Johnson, 1977-91	9.8	1,069
21.	Eugene Smith, 1975-77	12.9	1,049
22.	Terry Adolph, 1979-81	18.4	1,046
23.	James Scott, 1952-55	12.6	1,002

HIGHEST CAREER SCORING AVERAGE

Rk.	Player, Seasons	Games	Pts.
1.	Simmie Hill, 1967-69	47	25.3
2.	Steve Davidson, 1970-72	48	19.9
3.	Damian Lolar, 2005-07	59	19.9
4.	David Chavlovich, 2014-18	127	19.8
5.	Cederick Wilbon, 1994-96	55	19.2
6.	Terry Adolph, 1979-81	57	18.4
7.	Mike Mitchell, 1967-69	65	18.4
8.	James Jackson, 1982-84	55	18.3
9.	Qua Grant, 2018-present	71	17.6
10.	Rod Prater, 2003-05	57	17.2
11.	Charles Byrd, 1986-88	60	16.9
12.	Troy Burrus, 1952-54	68	16.7



DAVID CHAVLOVICH

SINGLE SCORING RECORDS

MOST POINTS SCORED

Rk.	Player, Season	Avg.	Pts.
1.	David Chavlovich, 2017-18	20.8	728
2.	Qua Grant, 2019-20	20.7	682
3.	David Chavlovich, 2016-17	20.2	665
4.	Joel Murray, 2019-20	19.9	656
5.	Damien Lolar, 2006-07	23.2	650
6.	David Chavlovich, 2015-16	20.5	634
7.	Simmie Hill, 1968-69	23.7	616
8.	Cederick Wilbon, 1995-96	21.9	612
9.	Ryan Quaid, 2018-19	15.9	604
10.	James Jackson, 1983-4	21.9	591
11.	Charles Byrd, 1986-87	20.2	585
12.	Terry Adolph, 1979-80	19.5	585
13.	Simmie Hill, 1967-68	27.3	573
14.	Albert Myles, 2000-01	18.4	569
15.	Qua Grant, 2018-19	14.9	568
16.	Jordan Evans, 2017-18	15.7	565
17.	Terry Adolph, 1979-80	18.6	558
18.	Dale Blaut, 1969-70	22.2	556
19.	Michael Crowe, 1993-94	18.1	543
20.	Roy O'Neale, 1993-94	17.8	535
21.	Steve Davidson, 1971-72	21.8	523
22.	Price Brookfield, 1941-42	16.8	520

HIGHEST SCORING AVERAGE

Rk.	Player, Season	Games	Pts.
1.	Simmie Hill, 1967-68	21	27.3
2.	Simmie Hill, 1968-69	26	23.7
3.	Damien Lolar, 2006-07	28	23.2
4.	Dale Blaut, 1969-70	25	22.2
5.	James Jackson, 1983-84	27	21.9
6.	Cederick Wilbon, 1995-96	28	21.8
7.	Steve Davidson, 1971-72	24	21.8
8.	Troy Burrus, 1952-53	21	21.3
9.	Troy Burrus, 1953-54	20	20.9
10.	David Chavlovich, 2017-18	35	20.8
	Ray Golson, 1970-71	25	20.8
12.	Qua Grant, 2019-20	33	20.7
13.	David Chavlovich, 2015-16	31	20.5
14.	James Scott, 1954-55	23	20.2
	David Chavlovich, 2016-17	33	20.2
16.	Charles Byrd, 1987-88	29	20.1
	Milt Fitts, 1960-61	20	20.1
	James Scott, 1954-55	23	20.2
19.	Joel Murray, 2019-20	33	19.9

SINGLE GAME SCORING RECORDS

MOST POINTS SCORED

Rk.	Player	Date	Opp.	Pts.
1.	Damien Lolar	11-25-06	Oucahita Baptist	47
2.	Price Brookfield	2-25-42	UTEP	44
3.	Simmie Hill	1-24-68	UTEP	42
4.	David Chavlovich	11-17-17	Adams State	40
	Dale Blaut	2-14-70	UL-Lafayette	40
6.	Simmie Hill	12-7-68		39
7.	Scott Pierce	2-7-63		38
	Rod Prater	11-22-03	SW Baptist	38
9.	Simmie Hill	2-1-60	Denver	37
	Ray Golson	3-1-71	Houston	37
11.	David Chavlovich	12-31-16	Oklahoma City	36
	Cederick Wilbon	1996	Central Oklahoma	36
	Simmie Hill	1968	Abilene Christian	36
	Simmie Hill	1969	Utah State	36

YEAR-BY-YEAR LEADERS

Year	Player	Points	Avg.
1945...	Clark Johnson	470	18.1
1946...	Hank Decker	348	12.9
1947...	Hank Decker	158	7.2
1948...	Boyce Box	204	8.5
1949...	J.W. Malone	213	8.9
1950...	Sammy Malone	302	11.0
1951...	Dwaine Stewart	307	11.8
1952...	Bill Price	269	11.7
1953...	Troy Burrus	448	21.3
1954...	Troy Burrus	417	20.8
1955...	James Scott	456	20.2
1956...	Ray Burrus	376	17.1
1957...	Rookie Rogers	253	14.1
1958...	Charlie Beaston	293	16.3
1959...	Milt Fitts	347	15.8
1960...	Milt Fitts	402	20.1
1961...	Keith Blair	308	13.4
1962...	Willie Brown	326	13.6
1963...	Bobby Lesley	301	12.0
1964...	Scottie Pierce	306	13.9
1965...	Kirby Pugh	400	16.0
1966...	Mickey Fitts	354	16.1
1967...	Mike Mitchell	359	18.9
1968...	Simmie Hill	573	27.3
1969...	Simmie Hill	616	23.7
1970...	Dale Blaut	556	22.2
1971...	Steve Davidson	438	18.0
1972...	Steve Davidson	523	21.8
1973...	Tommy Jordan	480	18.5
1974...	Reggie Ramey	465	17.9
1975...	Howard Taylor	418	16.7
1976...	Dallas Smith	321	12.3
1977...	Melvin Jones	453	15.1
1978...	Reed Addison	482	17.9
1979...	Dan Elmer	374	13.8
1980...	Terry Adolph	558	18.6
1981...	Terry Adolph	488	18.1
1982...	Bob Steppes	333	12.8
1983...	Bob Steppes	501	17.9
1984...	James Jackson	591	21.9
1985...	Orlando Graham	319	11.4
1986...	Jerry Singletary	346	12.4
1987...	Charles Byrd	585	20.1
1988...	Charles Byrd	585	20.1
1989...	Charles Claggett	495	19.0
1990...	Fred Rike	453	14.1
1991...	Russ Winters	438	14.1
1992...	Earl McKinney	423	15.1
1993...	Russell Adams	393	14.6
1994...	Michael Crowe	543	18.1
1995...	Cederick Wilbon	445	16.5
1996...	Cederick Wilbon	612	21.9
1997...	Martin Lattibeaudiere	414	15.3
1998...	Terrance Jolley	430	13.9
1999...	Terrance Jolley	502	17.3
2000...	Esaw Scruggs	388	13.9
2001...	Albert Myles	569	18.4
2002...	Kyle Caldwell	302	11.6
2003...	Rod Prater	487	15.7
2004...	Rod Prater	496	19.1
2005...	Jamil Terrel	386	12.9
2006...	Damien Lolar	525	16.9
2007...	Damien Lolar	650	23.2
2008...	Robert Lee	493	18.3
2009...	Kyle Shields	334	12.4
2010...	Nick Burns	358	12.3
2011...	LaDarius Hall	407	13.6
2012...	Donald Sims	396	14.1
2013...	Donald Sims	363	12.9
2014...	Drimir Ferguson	371	13.7
2015...	David Chavlovich	463	16.5
2016...	David Chavlovich	634	20.4
2017...	David Chavlovich	665	20.2
2018...	David Chavlovich	728	20.8
2019...	Ryan Quaid	604	15.9
2020...	Qua Grant	682	20.7

FIELD GOALS

CAREER FIELD GOALS

FIELD GOALS MADE

Rk.	Player, Seasons	FGM
1.	David Chavlovich, 2014-18.....	789
2.	Ryan Quaid, 2015-19.....	635
3.	Price Brookfield, 1939-42.....	606
4.	Reggie Ramey, 1973-76.....	581
5.	Martin Lattibeaudiere, 1993-97.....	505
6.	Rodrigo Mello, 1988-91.....	479
7.	Simmie Hill, 1967-69.....	477
8.	Maurice Cheeks, 1975-78.....	460
9.	Jordan Evans, 2015-18.....	451
10.	Charlie Halbert, 1939-42.....	446
11.	Terry Adolph, 1979-81.....	442
12.	Qua Grant, 2018-present.....	440
13.	Joe Thompson, 1993-97.....	435
14.	Damian Lolar, 2005-07.....	421

FIELD GOALS ATTEMPTED

Rk.	Player, Seasons	FGM
1.	David Chavlovich, 2014-18.....	1,912
2.	Reggie Ramey, 1973-76.....	1,184
3.	Martin Lattibeaudiere, 1993-97.....	1,156
4.	Ryan Quaid, 2015-19.....	1,214
5.	Jordan Evans, 2015-18.....	1,045
6.	Eurskine Robinson, 1978-82.....	1,030
7.	Eddie Harris, 1978-82.....	980
8.	Terry Adolph, 1978-81.....	978
9.	Tez Dumars, 2011-15.....	968
10.	Rod Toliver, 1989-90.....	931
11.	Qua Grant, 2018-present.....	901
12.	Carl Johnson, 1978-82.....	896
13.	Steve Davidson, 1970-72.....	889
14.	Rodrigo Mello, 1987-91.....	882
15.	James Jackson, 1982-85.....	869

FIELD GOAL PERCENTAGE

(Minimum 250 attempts)

Rk.	Player, Seasons	FG	FGA	FG%
1.	Roy O'Neale, 1992-94.....	294	452	65.0
2.	Joe Thompson, 1993-97.....	435	678	64.2
3.	Donald Sims, 2011-12.....	313	495	63.2
4.	Carlos Silva, 2002-05.....	155	255	60.7
5.	Maurice Cheeks, 1975-78.....	410	810	56.8
6.	DaShawn Harris, 1995-97.....	264	471	56.1
7.	Bijan Dotson, 2008-10.....	209	373	56.0
8.	Ryan Quaid, 2015-19.....	625	1,124	55.6
9.	Jamil Terrell, 2004-05.....	190	377	55.0
10.	Rodrigo Mello, 1988-91.....	479	882	54.3
	Donnell Harrison, 1996-98.....	264	486	54.3
12.	Matt Madison, 1999-03.....	296	563	52.5
13.	Damian Lolar, 2005-07.....	421	825	51.0
14.	Reggie Ramey, 1973-76.....	581	1,184	49.0
15.	Qua Grant, 2018-present.....	440	901	48.8



JORDAN EVANS

SINGLE-SEASON FIELD GOALS

FIELD GOALS MADE

Rk.	Player, Season	FGM
1.	Simmie Hill, 1968-69.....	240
2.	Qua Grant, 2019-20.....	237
	Simmie Hill, 1967-68.....	237
4.	Terry Adolph, 1979-80.....	234
5.	Damien Lolar, 2006-07.....	231
6.	David Chavlovich, 2017-18.....	227
7.	James Jackson, 1982-83.....	226
8.	Ryan Quaid, 2018-19.....	225
9.	Roy O'Neale, 1993-94.....	221
	Price Brookfield, 1941-42.....	221
11.	Ray Golson, 1970-71.....	219
12.	Joel Murray, 2019-20.....	217
	Dale Blaut, 1969-70.....	217
	Reggie Ramey, 1973-74.....	217
	Tommy Jordan, 1972-73.....	217
16.	Steve Davidson, 1971-72.....	210

FIELD GOALS ATTEMPTED

Rk.	Player, Season	FGM
1.	Price Brookfield, 1939-40.....	592
2.	David Chavlovich, 2017-18.....	537
3.	Dale Blaut, 1969-70.....	509
4.	David Chavlovich, 2016-17.....	508
	James Jackson, 1982-83.....	508
6.	Qua Grant, 2019-20.....	503
7.	Terry Adolph, 1979-80.....	502
8.	Ray Golson, 1971-72.....	499
9.	David Chavlovich, 2015-16.....	495
10.	Steve Davidson, 1971-72.....	481
11.	Simmie Hill, 1968-69.....	480
12.	Terry Adolph, 1980-81.....	476
13.	Simmie Hill, 1967-68.....	470

FIELD GOAL PERCENTAGE

(Minimum 100 attempts)

Rk.	Player, Season	FG	FGA	FG%
1.	Chris Hinz, 2006-07.....	129	184	70.1
2.	Joe Thompson, 1993-94.....	77	116	66.4
3.	Rene Salomao, 1997-98.....	143	216	66.2
	Roy O'Neale, 1993-94.....	221	334	66.2
5.	Joe Thompson, 1994-95.....	143	217	65.9
6.	Joe Thompson, 1996-97.....	96	149	64.4
7.	Donald Sims, 2011-12.....	164	255	64.3
8.	Fabrice Tafo, 2008-09.....	73	114	64.0
9.	Ryan Quaid, 2017-18.....	196	312	62.8
	Melvin Faust, 1986-87.....	172	276	62.8
11.	Roy O'Neale, 1992-93.....	73	118	61.9
12.	Joe Thompson, 1995-96.....	119	196	60.7
13.	Maurice Cheeks, 1976-77.....	149	246	60.6
14.	Darnell Hardeman, 1986-87.....	114	189	60.3

SINGLE-GAME RECORDS

MOST FIELD GOALS MADE

FG, Player	Date	Opp.
21, Price Brookfield	2-25-42	UTEP
17, Damian Lolar	11-25-06	Ouachita Baptist
17, Simmie Hill	1-24-68	UTEP
17, Simmie Hill	1968	--
16, Simmie Hill	12-7-68	North Texas
16, Terry Adolph	2-12-81	Texas Tech
15, 5 Times (last Terry Adolph vs. Cameron, 12-6-79)		

MOST FIELD GOALS ATTEMPTED

FG, Player	Date	Opp.
41, Price Brookfield	2-25-42	UTEP
33, Dale Blaut	2-2-70	UT Arlington
31, Simmie Hill	12-7-68	North Texas
30, David Chavlovich	1-7-17	Cameron
30, Kendall Walling	1-24-68	UTEP
29, Simmie Hill	1-24-68	UTEP
28, David Chavlovich	1-21-17	A&M-Commerce
28, Terry Adolph	2-12-81	Texas Tech
26, David Chavlovich	3-22-18	Ferris State
25, David Chavlovich	11-26-15	Southern Nazarene

SINGLE-SEASON FIELD GOALS

FIELD GOAL LEADERS

Year	Player	FGM
1988 ..	Charles Byrd.....	197
1989 ..	Charles Claggett.....	187
1990 ..	Rod Toliver.....	196
1991....	Russ Winters.....	171
1992 ..	Earl McKinney.....	159
1993....	Russell Adams.....	144
1994....	Roy O'Neale.....	221
1995 ..	Cederick Wilbon.....	150
1996 ..	Cederick Wilbon.....	201
1997....	Martin Lattibeaudiere.....	139
1998 ..	Terrance Jolley.....	172
1999 ..	Terrance Jolley.....	185
2000 ..	Rick Forrest.....	148
2001 ..	Albert Myles.....	184
2002 ..	Kyle Caldwell.....	99
2003 ..	Rod Prater.....	156
2004 ..	Rod Prater.....	157
2005 ..	Jamil Terrell.....	133
2006 ..	Damian Lolar.....	190
2007 ..	Damian Lolar.....	231
2008 ..	Robert Lee.....	179
2009 ..	Kyle Shields.....	100
2010 ..	Bijan Dotson.....	111
2011....	LaDarius Hall.....	135
2012 ..	Donald Sims.....	164
2013 ..	Donald Sims.....	149
2014 ..	Antjuan Ball.....	122
2015 ..	David Chavlovich.....	151
2016 ..	David Chavlovich.....	205
2017....	David Chavlovich.....	206
2018 ..	David Chavlovich.....	227
2019 ..	Ryan Quaid.....	225
2020 ..	Qua Grant.....	237

YEARLY FG PERCENTAGE LEADERS

(Minimum 100 attempts)

Year	Player	3FG	3FGA	PCT
1988	Darnell Hardeman.....	114	189	60.3
1989	Rodrigo Mello.....	145	242	55.9
1990	Rodrigo Mello.....	134	242	55.3
1991	Carlos Brazolin.....	52	88	59.1
1992	Russell Adams.....	137	219	62.6
1993	Roy O'Neale.....	73	118	61.9
1994	Roy O'Neale.....	221	334	66.2
1995	Joe Thompson.....	143	217	65.9
1996	Joe Thompson.....	119	196	60.7
1997	Joe Thompson.....	96	149	64.4
1998	Rene Salomao.....	143	216	66.2
1999	Albert Myles.....	119	207	57.5
2000	Rene Salomao.....	125	209	59.8
2001	Albert Myles.....	184	207	59.9
2002	Reggie Harris.....	84	156	53.8
2003	Reggie Harris.....	118	216	54.6
2004	Carlos Silva.....	74	117	63.2
2005	Carlos Silva.....	68	109	62.4
2006	Patrick Culver.....	125	208	60.1
2007	Chris Hinz.....	129	184	70.1
2008	Andre Hill.....	99	162	61.1
2009	Fabrice Tafo.....	73	114	64.0
2010	Bijan Dotson.....	111	189	58.7
2011	Courtney Carr.....	75	15	60.0
2012	Donald Sims.....	164	255	64.3
2013	Donald Sims.....	149	240	62.1
2014	Antjuan Ball.....	122	205	59.5
2015	Antjuan Ball.....	148	258	57.4
2016	Jeff Bonner.....	91	150	60.7
2017	Skyler O'Laughlin.....	66	107	61.7
2018	Ryan Quaid.....	196	312	62.8
2019	Ryan Quaid.....	225	424	53.1
2020	John Brown.....	61	101	60.4

3-POINT FIELD GOALS

CAREER 3-POINTERS

MOST 3-POINT FIELD GOALS

Rk.	Player, Seasons	FGM
1.	David Chavlovich, 2014-18.....	388
2.	Jordan Evans, 2015-18.....	310
3.	Martin Lattibeaudiere, 1993-97.....	261
4.	Charles Byrd, 1986-88.....	194
5.	Tez Dumars, 2011-15.....	183
6.	Jordan Collins, 2016-20.....	169
7.	Gach Gach, 2017-19.....	152
8.	Cedrick Wilbon, 1994-95.....	146
9.	Matt Madison, 1999-03.....	124
	Eduardo Caviglia, 2002-04.....	124
11.	Nick Burns, 2009-10.....	120
12.	Sammy Simpson, 1989-91.....	116
13.	Chad Bertrand, 1996-00.....	115
14.	Qua Grant, 2018-present.....	114
	Rod Prater, 1999-02.....	114
16.	Sean Harrison, 1997-99.....	113
17.	Tyler Cooper, 2005-08.....	106
18.	Joel Murray, 2018-present.....	105

3-POINT FIELD GOAL ATTEMPTS

Rk.	Player, Seasons	FGM
1.	David Chavlovich, 2014-18.....	1,062
2.	Jordan Evans, 2015-18.....	780
3.	Martin Lattibeaudiere, 1993-97.....	662
4.	Tez Dumars, 2011-15.....	529
5.	Gach Gach, 2017-19.....	473
6.	Jordan Collins, 2016-20.....	430
7.	Charles Byrd, 1986-88.....	389
8.	Cedrick Wilbon, 1994-96.....	381
9.	Nick Burns, 2008-10.....	348
10.	Qua Grant, 2018-present.....	326
11.	Eduardo Caviglia, 2002-04.....	310
	Sean Harrison, 1997-99.....	310
13.	Matt Madison, 1999-03.....	305
14.	Sammy Simpson, 1898-91.....	299
15.	Joel Murray, 2018-present.....	297
16.	Chad Bertrand, 1996-00.....	289
17.	Govinda Thomas Carter, 2004-06.....	275
18.	Tyler Cooper, 2005-08.....	265

3-POINT FIELD GOAL PERCENTAGE

(Minimum 125 attempts)

Rk.	Player, Seasons	3FG	3FGA	3FG%
1.	Zach Toussaint, 2019-present.....	62	141	44.0
2.	Jordan Evans, 2015-18.....	310	780	39.7
3.	Jordan Collins, 2016-20.....	169	430	39.3
4.	Miles Gatewood, 2013-15.....	97	253	38.3
5.	David Chavlovich, 2014-18.....	388	1,062	36.5
6.	Eric Mosley, 2014-17, 18-20.....	74	207	35.7
7.	Joel Murray, 2018-present.....	105	297	35.4
8.	Eric Golightly Jr., 2015-17.....	51	145	35.2
9.	Qua Grant, 2018-present.....	114	326	35.0
10.	Carl White, 2014-15, 16-17.....	51	146	34.9

SINGLE-SEASON 3-POINTERS

MOST 3-POINT FIELD GOALS

Rk.	Player, Season	FGM
1.	Jordan Evans, 2017-18.....	135
2.	David Chavlovich, 2015-16.....	112
3.	Fred Rike, 1989-90.....	100
4.	Charles Byrd, 1987-88.....	99
5.	Charles Byrd, 1986-87.....	95
6.	David Chavlovich, 2014-15.....	93
7.	David Chavlovich, 2016-17.....	92
8.	David Chavlovich, 2017-18.....	91
9.	Jordan Evans, 2015-16.....	89
10.	Gach Gach, 2018-19.....	88
11.	Cedrick Wilbon, 1995-96.....	79
12.	Martin Lattibeaudiere, 1995-96.....	72
13.	Martin Lattibeaudiere, 1996-97.....	71
14.	Charles Classett, 1988-89.....	69
	Sean Harrison, 1998-99.....	69

3-POINT FIELD GOAL ATTEMPTS

Rk.	Player, Season	FGM
1.	Jordan Evans, 2017-18.....	327
2.	Gach Gach, 2018-19.....	288
3.	David Chavlovich, 2015-16.....	287
4.	David Chavlovich, 2016-17.....	277
5.	David Chavlovich, 2017-18.....	260
6.	Fred Rike, 1989-90.....	247
7.	David Chavlovich, 2014-15.....	238
8.	Jordan Evans, 2016-17.....	234
9.	Charles Byrd, 1987-88.....	221
10.	Jordan Evans, 2015-16.....	219
11.	Cedrick Wilbon, 1995-96.....	209
12.	Charles Classett, 1988-89.....	197
13.	Seans Harrison, 1999-00.....	192
14.	Nick Burns, 2009-10.....	190
15.	Martin Lattibeaudiere, 1996-97.....	186

3-POINT FIELD GOAL PERCENTAGE

(Minimum 50 attempts)

Rk.	Player, Season	FG	FGA	FG%
1.	Charles Byrd, 1986-87.....	95	168	56.5
2.	Clint McFall, 2007-08.....	26	53	49.1
3.	Jason Pillion, 1998-99.....	50	103	48.5
4.	Matt Madison, 2002-3.....	50	107	46.7
5.	Kevin Green, 2006-07.....	52	115	45.2
6.	Charles Byrd, 1987-88.....	99	221	44.7
	Derrick Jackson, 2000-01.....	67	150	44.7
8.	Martin Lattibeaudiere, 1995-96.....	71	161	44.1
9.	Zach Toussaint, 2019-20.....	62	141	44.0
10.	Ronnie Holmes, 2005-06.....	62	145	42.8
11.	Jordan Collins, 2018-19.....	66	155	42.6
12.	Derrick Jackson, 1999-00.....	29	69	42.0
13.	Jordan Collins, 2017-18.....	43	103	41.7

SINGLE-GAME 3-POINTERS

MOST FIELD GOALS MADE

FG, Player	Date	Opp.
10, Martin Lattibeaudiere	11-24-95	LeTourneau
9, Charles Byrd	12-5-86	Schriener
9, Charles Byrd	1987	
9, Fred Rike	11-25-89	Oklahoma City
8, Gach Gach	11-29-18	Cameron
8, David Chavlovich	12-1-15 Okla.	Panhandle State
8, David Chavlovich	1-2-15	Oklahoma City
7, 7 Times (last by Jordan Evans vs. CSU Pueblo, 11-18-17)		

MOST 3-POINT FIELD GOALS ATTEMPTED

FG, Player	Date	Opp.
17, David Chavlovich	1-21-17	A&M-Commerce
17, Jordan Evans	12-15-15	Rio Peidras
15, David Chavlovich	2-4-17	UT Permian Basin
15, David Chavlovich	1-7-17	Cameron
14, 8 Times (last by Jordan Evans vs. CSU-Pueblo, 11-18-17)		

YEARLY 3-POINT FG LEADERS

Year	Player	FGM
1988 ...	Charles Byrd.....	88
1989 ...	Charles Claggett.....	69
1990 ...	Fred Rike.....	100
1991....	Sammy Simpson.....	58
1992 ...	Walter Roese.....	43
1993....	Rosavelt Duffie.....	35
1994....	Michael Crowe.....	65
1995 ...	Cedrick Wilbon.....	67
1996 ...	Cedrick Wilbon.....	72
1997....	Martin Lattibeaudiere.....	72
1998 ...	Sean Harrison.....	44
1999 ...	Sean Harrison.....	69
2000 ..	Chad Bertrand.....	63
2001 ..	Derrick Jackson.....	67
2002 ..	Darian Jones.....	62
2003 ..	Eduardo Caviglia.....	61
2004 ..	Rod Prater.....	64
2005 ..	Carl Lamb.....	55
2006 ..	Ronnie Holmes.....	62
2007 ..	Kevin Green.....	52
2008 ..	Keon Grant.....	48
2009 ..	Nick Burns.....	59
2010 ...	Nick Burns.....	61
2011 ...	LaDarius Hall.....	53
2012 ...	Tez Dumars.....	46
2013 ...	Tez Dumars.....	45
2014 ...	Tez Dumars.....	53
2015 ...	David Chavlovich.....	93
2016 ..	David Chavlovich.....	112
2017....	David Chavlovich.....	92
2018 ...	Jordan Evans.....	135
2019 ..	Gach Gach.....	88
2020 ..	Joel Murray.....	66

YEARLY 3-POINT FG PCT. LEADERS

(Minimum 50 attempts)

Year	Player	3FG	3FGA	PCT
1988	Jeff Morgan.....	32	66	48.4
1989	Dawon Freeman.....	25	67	37.3
	Rod Toliver.....	25	67	37.3
1990	Sammy Simpson.....	58	140	41.4
1991	Sammy Simpson.....	58	159	36.5
1992	Greg Houston.....	26	59	44.1
1993	Michael Crowe.....	25	64	39.1
1994	Michael Crowe.....	65	167	38.9
1995	Cedrick Wilbon.....	67	172	39.0
1996	Martin Lattibeaudiere.....	71	161	44.1
1997	Martin Lattibeaudiere.....	72	186	38.7
1998	Sean Harrison.....	44	118	37.3
1999	Jason Pillion.....	50	103	48.5
2000	Estrada Murray.....	38	90	42.2
2001	Derrick Jackson.....	67	150	44.7
2002	Augie Larson.....	55	141	39.0
2003	Matt Madison.....	50	107	46.7
2004	Carl Lamb.....	33	80	41.3
2005	Richard Higginbotham.....	29	76	38.2
2006	Tyler Cooper.....	41	87	47.1
2007	Kevin Green.....	52	115	45.2
2008	Clint McFall.....	26	53	49.1
2009	Nick Stylianou.....	52	136	38.2
2010	Chris Tucker.....	25	74	33.8
2011	LaDarius Hall.....	53	160	35.9
2012	Tez Dumars.....	46	125	36.8
2013	Darnell Jackson.....	27	77	35.1
2014	Miles Gatewood.....	31	76	40.8
2015	David Chavlovich.....	93	238	39.1
	Carl White.....	25	64	39.1
2016	Jordan Evans.....	89	219	40.6
2017	Jordan Evans.....	56	104	37.5
2018	Jordan Evans.....	43	103	41.7
2019	Jordan Collins.....	66	155	42.6
2020	Zach Toussaint.....	62	141	44.0

FREE THROWS

CAREER FREE THROWS

FREE THROWS MADE

Rk.	Player, Seasons	FTM
1.	David Chavlovich, 2014-18.....	524
2.	Troy Burrus, 1952-54.....	434
3.	Ryan Quaid, 2015-19.....	402
4.	Mike Mitchell, 1967-69.....	375
5.	Kyle Shields, 2004-08.....	328
6.	Albert Myles, 2000-02.....	317
7.	Maurice Cheeks, 1975-78.....	307
8.	Ray Burrus, 1953-56.....	299
9.	Martin Lattibeaudiere, 1993-97.....	295
10.	Joe Thompson, 1993-97.....	282
11.	Reggie Ramey, 1973-76.....	278
12.	Damien Lolar, 2005-07.....	276
13.	Joel Murray, 2018-present.....	259
14.	Qua Grant, 2018-present.....	256

FREE THROW ATTEMPTS

Rk.	Player, Seasons	FGM
1.	David Chavlovich, 2014-18.....	667
2.	Ryan Quaid, 2015-19.....	571
3.	Troy Burrus, 1952-54.....	559
4.	Reggie Ramey, 1973-76.....	502
5.	Maurice Cheeks, 1975-78.....	453
6.	Mike Mitchell, 1967-69.....	448
7.	Kyle Shields, 2004-08.....	439
8.	Ray Burrus, 1953-56.....	427
9.	Damien Lolar, 2005-07.....	420
10.	Joe Thompson, 1993-97.....	419
11.	Albert Myles, 2000-02.....	418
12.	Martin Lattibeaudiere, 1993-97.....	390

FREE THROW PERCENTAGE

(Minimum 150 attempts)

Rk.	Player, Seasons	FT	FTM	FT%
1.	Charles Byrd, 1986-88.....	149	169	88.2
2.	Sonny Blankenship, 1961-63.....	155	176	88.1
3.	Jordan Evans, 2015-18.....	153	181	84.4
4.	James Jackson, 1982-84.....	255	302	84.4
5.	LaDarius Hall, 2009-11.....	171	204	83.8
6.	Mike Mitchell, 1967-69.....	375	448	83.7
7.	Troy Fry, 1988-91.....	147	183	80.3
8.	Terry Adolph, 1979-81.....	162	206	78.6
9.	David Chavlovich, 2014-18.....	524	667	78.5
10.	Cedrick Wilbon, 1994-96.....	216	275	78.4
11.	Matt Madison, 1999-03.....	230	295	77.9
12.	Dale Blaut, 1968-70.....	181	235	77.0
13.	Joel Murray, 2018-present.....	259	338	76.6
14.	Albert Myles, 2000-02.....	317	418	75.8

SINGLE-SEASON FREE THROWS

FREE THROWS MADE

Rk.	Player, Season	FGM
1.	Albert Myles, 2000-01.....	201
2.	David Chavlovich, 2017-18.....	183
3.	Troy Burrus, 1952-53.....	178
4.	Troy Burrus, 1953-54.....	175
5.	David Chavlovich, 2016-17.....	161
6.	Joel Murray, 2019-20.....	156
7.	James Scott, 1954-55.....	153
8.	Damien Lolar, 2006-07.....	150
9.	Qua Grant, 2019-20.....	149
10.	Joe Mincey, 2009-10.....	140
11.	Tez Dumars, 2014-15.....	140
12.	James Jackson, 1982-83.....	139
13.	Simmie Hill, 1968-69.....	136
14.	Mike Mitchell, 1968-69.....	131
15.	Mike Mitchell, 1966-67.....	126

FREE THROW ATTEMPTS

Rk.	Player, Season	FGM
1.	Albert Myles, 2000-01.....	246
2.	Damien Lolar, 2006-07.....	228
3.	Troy Burrus, 1952-53.....	227
4.	David Chavlovich, 2017-18.....	223
5.	Bill Clifton, 1954-55.....	219
6.	David Chavlovich, 2016-17.....	211
7.	Qua Grant, 2019-20.....	208
8.	Simmie Hill, 1968-69.....	200
9.	Jamil Terrell, 2004-05.....	200
10.	Joel Murray, 2019-20.....	196
11.	Damien Lolar, 2005-06.....	192
12.	Tez Dumars, 2014-15.....	191
13.	Kyle Caldwell, 2002-03.....	183
14.	Rod Prater, 2002-03.....	181
15.	Steve Davidson, 1970-71.....	178

FREE THROW PERCENTAGE

(Minimum 40 attempts)

Rk.	Player, Season	FT	FTM	FT%
1.	Charles Byrd, 1987-88.....	92	99	92.9
2.	Sonny Blankenship, 1962-63.....	58	63	92.1
3.	Sonny Blankenship, 1960-61.....	53	59	89.8
4.	James Scott, 1954-55.....	153	171	89.5
5.	LaDarius Hall, 2010-11.....	84	94	89.4
6.	Troy Fry, 1990-91.....	108	121	89.3
7.	Max Miller, 1958-59.....	56	63	88.9
8.	Drew Evans, 2017-18.....	36	41	87.8
9.	Dave Wilburn, 1978-79.....	36	41	87.8
10.	Mike Mitchell, 1968-69.....	131	149	87.0
11.	James Jackson, 1981-82.....	116	136	85.3
12.	Joe Cosey, 1973-74.....	80	94	85.1

SINGLE-GAME FREE THROWS

MOST FREE THROWS MADE

FT, Player	Date	Opp.
19, Troy Burrus	1956	
17, Joe Mincey	12-3-2009	East Central
17, Troy Burrus	1954	
17, James Scott	1955	
17, Ray Burrus	1956	
15, Troy Burrus	1954	
15, James Jackson	1-8-83	UT Pan American
15, Rod Prater	2-14-14	Midwestern State
14, 5 Times (last Jerrod Walton vs. Angelo State, 2-3-16)		

MOST FREE THROWS ATTEMPTED

FG, Player	Date	Opp.
23, Troy Burrus	1956	
21, Troy Burrus	1954	
20, Joe Mincey	12-3-09	East Central
19, Ray Burrus	1956	
19, Rod Prater	2-1-03	A&M-Commerce
19, Troy Burrus	1954	
18, 5 Times (last Albert Myles vs. Angelo State, 1-18-01)		


YEARLY FREE THROW LEADERS

Year	Player	FGM
1988 ...	Charles Byrd.....	92
1989 ...	Rodrigo Mello.....	78
1990 ...	Earl McKinney.....	87
1991....	Troy Fry.....	108
1992 ...	Russell Adams.....	98
1993....	Russell Adams.....	105
1994....	Carlos Hopper.....	119
1995 ...	Martin Lattibeaudiere.....	81
1996 ...	Cederick Wilbon.....	138
1997....	Donnell Harrison.....	79
1998 ...	Terrance Jolley.....	84
	Donnell Harrison.....	84
1999 ...	Albert Myles.....	116
2000 ...	Esaw Scruggs.....	98
2001 ...	Albert Myles.....	201
2002 ..	Kyle Caldwell.....	104
2003 ..	Rod Prater.....	125
2004 ..	Rod Prater.....	118
2005 ..	Jamil Terrell.....	120
2006 ..	Ronnie Holmes.....	130
2007 ...	Damien Lolar.....	150
2008 ..	Robert Lee.....	95
2009 ..	Kyle Shields.....	122
2010 ...	Joe Mincey.....	140
2011 ...	Lionel Foster.....	126
2012 ...	Lionel Foster.....	114
2013 ...	Kennon Washington.....	102
2014 ...	Drimir Ferguson.....	106
2015 ...	Tez Dumars.....	140
2016 ...	David Chavlovich.....	112
2017....	David Chavlovich.....	161
2018 ..	David Chavlovich.....	183
2019 ...	Ryan Quaid.....	121
2020 ..	Joel Murray.....	156

YEARLY FT PERCENTAGE LEADERS

(Minimum 50 attempts)

Year	Player	3FG	3FGA	PCT
1988	Charles Byrd.....	92	99	92.7
1989	Rod Toliver.....	46	63	73.0
1990	Rod Toliver.....	87	105	82.8
1991	Troy Fry.....	108	121	89.3
1992	Walter Roese.....	66	81	81.5
1993	Scott Caldwell.....	76	98	77.6
1994	Michael Crowe.....	108	127	85.0
1995	Cederick Wilbon.....	78	99	78.8
1996	Martin Lattibeaudiere.....	82	104	78.8
1997	Martin Lattibeaudiere.....	64	80	80.0
1998	Sean Harrison.....	69	90	76.7
1999	Michael Hamelin.....	105	133	78.9
2000	Esaw Scruggs.....	98	137	71.5
2001	Albert Myles.....	201	246	81.7
2002	Matt Madison.....	62	80	77.5
2003	Matt Madison.....	93	119	78.2
2004	Richard Higginbotham.....	48	60	80.0
2005	Govinda Thomas-Carter.....	47	56	83.9
2006	Kyle Shields.....	82	108	75.9
2007	Chris Hinz.....	76	100	76.0
2008	Kyle Shields.....	85	106	80.2
2009	Nick Burns.....	58	80	72.5
2010	Chris Tucker.....	44	54	81.5
2011	LaDarius Hall.....	84	94	89.4
2012	Lionel Foster.....	114	150	76.0
2013	Kennon Washington.....	102	139	74.4
2014	Tez Dumars.....	52	67	77.6
2015	David Chavlovich.....	68	86	79.1
2016	Jordan Evans.....	60	70	85.7
2017	Jordan Evans.....	93	111	83.8
2018	Jordan Evans.....	90	107	84.1
2019	Ryan Quaid.....	95	123	77.2
2020	Joel Murray.....	156	196	79.6



MAURICE "MO" CHEEKS

REBOUNDS

CAREER REBOUNDS

MOST REBOUNDS

Rk.	Player, Seasons	REB
1.	Ryan Quaid, 2015-19	1,004
2.	Reggie Ramey, 1973-76	790
3.	Carl Johnson, 1977-81	764
4.	Goliath Yeggins, 198-84	764
5.	Rodrigo Mello, 1988-91	744
6.	Steve Davidson, 1970-72	730
7.	Milt Fitts, 1958-60	680
	Ray Burrus, 1953-56	680
9.	Joe Thompson, 1993-97	620

HIGHEST REBOUND AVERAGE

Rk.	Player, Seasons	AVG.
1.	Steve Davidson, 1970-72	15.2
2.	Milt Fitts, 1958-60	11.3
	Simmie Hill, 1967-69	11.3
4.	Donald Sims, 2011-12	9.3
5.	Reed Addison, 1976-78	9.1
5.	DaShawn Harris, 1995-97	8.4
6.	Ray Burrus, 1953-56	8.1
7.	Reggie Ramey, 1973-76	8.0
8.	Dallas Smith, 1974-77	7.6
9.	Damien Lolar, 2005-07	7.5
10.	Goliath Yeggins, 1980-84	7.3
11.	Ryan Quaid, 2015-19	7.2
12.	Carl Johnson, 1977-81	7.0

SINGLE-SEASON REBOUNDS

MOST REBOUNDS

Rk.	Player, Season	REB
1.	Jim Barnes, 1962-63	428
2.	Steve Davidson, 1971-72	420
3.	Ryan Quaid, 2017-18	355
4.	Reed Addison, 1977-78	338
5.	Bill Clifton, 1954-55	322
6.	Steve Davidson, 1970-71	310
7.	Ray Burrus, 1955-56	303
8.	Jerry Christian, 1972-73	295
	Simmie Hill, 1968-69	295
10.	Ryan Quaid, 2018-19	290
11.	Jamil Terrell, 2004-05	288
12.	James McCloud, 1969-70	273
13.	Milt Fitts, 1960-61	270
14.	Milt Fitts, 1958-59	263
15.	Donald Sims, 2012-13	260
	Donald Sims, 2011-12	260
17.	George Sims, 1979-80	259
18.	Antjuan Ball, 2013-14	254
19.	Qua Grant, 2019-20	249
20.	Gaige Prim, 2017-18	243
21.	Damien Lolar, 2006-07	239
22.	Ryan Quaid, 2016-17	226
	Reggie Ramey, 1973-74	226

HIGHEST REBOUND AVERAGE

Rk.	Player, Season	AVG.
1.	Steve Davidson, 1971-72	17.5
2.	Jim Barnes, 1962-63	16.5
3.	Bill Clifton, 1954-55	14.0
4.	Ray Burrus, 1955-56	13.8
5.	Milt Fitts, 1960-61	13.5
6.	Steve Davidson, 1970-71	12.9
7.	Reed Addison, 1977-78	12.5
8.	Milt Fitts, 1958-59	12.0
	Ray Burrus, 1954-55	12.0
10.	Milt Fitts, 1958-59	11.9
11.	Simmie Hill, 1968-69	11.3
	Jerry Christian, 1972-73	11.3
13.	Simmie Hill, 1967-68	11.2
14.	James McCloud, 1969-70	10.9
15.	Reggie Ramey, 1971-72	10.5
16.	Ryan Quaid, 2017-18	9.8
17.	Jamil Terrell, 2004-05	9.6
18.	DaShawn Harris, 1995-96	9.6
19.	Scottie Pierce, 1963-64	9.5
	Cal Taylor, 1965-66	9.4
21.	Donald Sims, 2012-13	9.3
	Donald Sims, 2011-12	9.3

SINGLE-GAME REBOUNDS

MOST REBOUNDS

REB, Player	Date	Opp.
32, Steve Davidson	12-1-71	Fort Lewis
25, Steve Davidson	2-26-72	Oklahoma City
25, Milt Fitts	2-27-60	Hardin Simmons
23, Scottie Pierce	12-17-64	Eastern New Mexico
23, Ray Burrus	1-13-56	Arizona
22, Steve Davidson	1-29-72	New Mexico State
22, Steve Davidson	2-8-72	Louisiana
22, Steve Davidson	2-24-72	Utah State
22, Steve Davidson	1-23-71	Southern Mississippi
22, Ed Fitzgerald	2-21-70	New Mexico State
22, Simmie Hill	1969	Illinois
22, Simmie Hill	1-13-68	Houston

YEAR-BY-YEAR LEADERS

Year	Player	Reb	Avg.
1955	Bill Clifton	322	14.0
1956	Ray Burrus	303	13.8
1957	Johny George	157	7.9
1958	Milt Fitts	147	8.2
1959	Milt Fitts	263	11.9
1960	Milt Fitts	270	13.5
1961	Milt Fitts	270	13.5
1962	Bobby Joe Hill	215	9.0
1963	Danny Vaughn	113	5.6
1964	Scottie Pierce	208	9.5
1965	Kirby Pugh	205	8.2
1966	Cal Taylor	217	9.4
1967	Mickey Fitts	150	7.9
1968	Simmie Hill	236	11.2
1969	Simmie Hill	295	11.3
1970	James McCloud	273	10.9
1971	Steve Davidson	310	12.9
1972	Steven Davidson	420	17.5
1973	Jerry Christian	295	11.3
1974	Reggie Ramey	226	8.7
1975	Reggie Ramey	181	7.2
1976	Dallas Smith	195	7.5
1977	Eugene Smith	173	6.0
1978	Reed Addison	338	12.5
1979	Carl Johnson	242	9.9
1980	George Sims	259	8.9
1981	Goliath Yeggins	142	6.2
1982	Goliath Yeggins	190	7.6
1983	Goliath Yeggins	228	8.1
1984	Goliath Yeggins	200	7.4
1985	Orlanda Graham	179	6.4
1986	William Childs	179	6.6
1987	Melvin Faust	208	6.9
1988	Mark Benoit	196	7.2
1989	Rodrigo Mello	226	8.3
1990	Rod Toliver	138	4.3
1991	Rodrigo Mello	226	7.1
1992	Earl McKinney	174	6.2
1993	Russell Adams	138	5.1
1994	Roy O'Neale	234	7.8
1995	Joe Thompson	166	6.1
1996	DaShawn Harris	269	9.6
1997	DaShawn Harris	204	7.3
1998	Rene Salomao	226	7.3
1999	Jason Pillion	183	6.3
2000	Rene Salomao	183	7.0
2001	Albert Myles	187	6.0
2002	Matt Madison	128	4.9
2003	Kyle Caldwell	172	5.5
2004	Richard Higginbotham	175	6.3
2005	Jamil Terrell	288	9.6
2006	Damien Lolar	208	6.7
2007	Damien Lolar	239	8.5
2008	Tyler Cooper	162	5.6
2009	Bijan Dotson	144	5.3
2010	Bijan Dotson	172	5.9
2011	Jacquiese Holcombe	162	5.4
2012	Donald Sims	260	9.3
2013	Donald Sims	260	9.3
2014	Antjuan Ball	254	9.4
2015	Antjuan Ball	218	7.8
2016	Jeff Bonner	197	6.4
2017	Ryan Quaid	226	6.5
2018	Ryan Quaid	355	9.8
2019	Ryan Quaid	290	7.6
2020	Qua Grant	249	7.5



RYAN QUAID

CAREER RECORDS

MOST ASSISTS

Rk.	Player, Seasons	Assists
1.	Terry Adolph (1979-81)	520
2.	David Chavlovich, 2014-18	506
3.	Michael Hamelin, 1997-99	375
4.	Kyle Shields, 2004-09	369
5.	Lionel Foster, 2010-12	347
6.	Dawon Foreman, 1987-91	318
7.	Joel Murray, 2018-present	287
8.	David Rhone, 2001-03	270
9.	Estrada Murray, 1999-01	266
10.	Walter Roese, 1990-92	262
11.	Martin Lattibeaudiere, 1993-97	239
12.	Tez Dumars, 2011-15	207
13.	Andre Brown, 1991-93	198
14.	Ron King, 1995-97	196
	Rod Prater, 2002-04	196
16.	Damien Lolar, 2005-07	195
17.	Carl Lamb, 2003-05	187
18.	Carlos Hooper, 1992-94	185
19.	Qua Grant, 2018-present	182
20.	Tommy Gove, 2014-18	177
21.	Nick Burns, 2008-10	173

SEASON RECORDS

MOST ASSISTS

Rk.	Player, Season	Assists
1.	Terry Adolph, 1979-80	280
2.	Terry Adolph, 1980-81	240
3.	Michael Hamelin, 1988-89	217
4.	Maurice Cheeks, 1976-77	212
5.	James Jackson, 1981-82	202
6.	David Chavlovich, 2017-18	184
7.	Lionel Foster, 2011-12	180
8.	Dan Elmer, 1978-79	171
9.	Lionel Foster, 2010-11	167
10.	David Rhone, 2002-03	159
11.	Estrada Murray, 2000-01	158
	Michael Hamelin, 1997-98	158
13.	Walter Roese, 1990-91	155
14.	Dawon Foreman, 1990-91	150
15.	Joel Murray, 2019-20	148
16.	Joel Murray, 2018-19	139
17.	David Chavlovich, 2016-17	134
18.	Carlos Hopper, 1993-94	130

MOST ASSISTS PER GAME

Rk.	Player, Season	GP	AST	AVG
1.	Terry Adolph, 1979-80	30	280	9.3
2.	Terry Adolph, 1980-81	27	240	8.9
3.	Lionel Foster, 2011-12	24	180	7.5
	Michael Hamelin, 1998-99	29	217	7.5
5.	Lionel Foster, 2010-11	29	167	5.8
6.	David Chavlovich, 2017-18	35	184	5.3
7.	David Rhone, 2002-03	31	159	5.1
	Estrada Murray, 2000-01	31	158	5.1
	Michael Hamelin, 1997-98	31	158	5.1
10.	Drimir Ferguson, 2013-14	27	131	4.9
11.	Walter Roese, 1990-91	32	155	4.8
	Dawon Foreman, 1990-91	31	150	4.8
13.	Joel Murray, 2019-20	33	148	4.5
	Estrada Murray, 2000-01	24	108	4.5
15.	Kyle Shields, 2008-09	27	117	4.3
	David Rhone, 2001-02	26	111	4.3
	Carlos Hopper, 1993-94	30	130	4.3
18.	David Chavlovich, 2016-17	33	134	4.1
	Ron King, 1996-97	28	115	4.1


SINGLE-GAME RECORDS

MOST ASSISTS

AST.	Player	Date	Opp.
22,	Terry Adolph	12-3-81	UTRGV
22,	Terry Adolph	1-17-80	Bradley
17,	Dan Elmer	1-6-79	Indiana State
16,	Michael Hamelin	11-21-98	Central Oklahoma
15,	James Jackson	2-13-82	Indiana State
15,	James Jackson	12-17-81	Oklahoma City
15,	James Jackson	12-4-82	Oklahoma City
14,	Terry Adolph	1-19-81	Southern Illinois
14,	Terry Adolph	1-24-81	Creighton
14,	Dan Elmer	12-2-79	

YEAR-BY-YEAR LEADERS

Year	Player	Assists	Avg.
1986	Jerry Singletary	73	2.6
1987	Jerry Singletary	127	4.2
1988	Dawon Foreman	74	2.5
1989	Dawon Foreman	114	4.3
1990	Rodney Anderson	88	2.7
1991	Walter Roese	155	4.8
1992	Walter Roese	107	3.8
1993	Andre Brown	110	4.2
1994	Carlos Hopper	130	4.3
1995	Cederick Wilbon	86	3.2
1996	Cederick Wilbon	76	2.6
1997	Ron King	115	4.1
1998	Michael Hamelin	158	5.1
1999	Michael Hamelin	217	7.5
2000	Estrada Murray	108	4.5
2001	Estrada Murray	158	5.1
2002	David Rhone	111	4.3
2003	David Rhone	159	5.1
2004	Carl Lamb	99	3.7
2005	Carl Lamb	88	3.0
2006	Ronnie Holmes	115	3.8
2007	Damien Lolar	102	3.6
2008	Kyle Shields	102	3.5
2009	Kyle Shields	117	4.3
2010	Nick Burns	100	3.4
2011	Lionel Foster	167	5.8
2012	Lionel Foster	180	7.5
2013	Darnell Jackson	109	3.9
2014	Drimir Ferguson	131	4.9
2015	Miles Gatewood	114	3.9
2016	David Chavlovich	95	3.1
2017	David Chavlovich	134	4.1
2018	David Chavlovich	184	5.3
2019	Joel Murray	139	3.7
2020	Joel Murray	148	4.5



TERRY ADOLPH

CAREER RECORDS

MOST STEALS

Rk.	Player, Seasons	Steals
1.	David Chavlovich, 2014-18	156
2.	Bob Steppes, 1981-83	151
3.	Joel Murray, 2018-present	133
	David Rhone, 2001-03	133
5.	Qua Grant, 2018-present	131
6.	Michael Hamelin, 1997-99	123
7.	Joe Thompson, 1993-97	122
8.	Martin Lattibeaudiere, 1993-97	115
9.	Michael Crowe, 1992-94	108
10.	Rene Salomao, 1997-98, 99-00	107
11.	Damien Lolar, 2005-07	106
12.	Lionel Foster, 2010-12	104
13.	Ron King, 1995-97	101
14.	Matt Madison, 1999-2003	95
15.	Steve Jackson, 2002-05	93
16.	Rod Prater, 2002-04	90

SINGLE-SEASON RECORDS

MOST STEALS

Rk.	Player, Season	Steals
1.	Bob Steppes, 1982-83	94
2.	Qua Grant, 2019-20	80
3.	David Rhone, 2002-03	76
4.	Joel Murray, 2018-29	67
5.	Joel Murray, 2019-20	66
	Michael Crowe, 1993-94	66
7.	Damien Lolar, 2006-07	63
	James Jackson, 1983-84	63
9.	Rene Salomao, 1997-98	61
10.	Lionel Foster, 2010-11	60
11.	David Rhone, 2001-02	57
	Michael Hamelin, 1998-99	57
	Ron King, 1996-97	57
14.	David Chavlovich, 2017-18	52
15.	Qua Grant, 2018-19	51
16.	Rich Forrest, 1999-00	50
17.	Ronnie Holmes, 2005-06	48
18.	David Chavlovich, 2016-17	47
	Rod Prater, 2003-04	47

MOST STEALS PER GAME

Rk.	Player, Season	GP	STL	AVG
1.	Bob Steppes, 1982-83	28	94	3.4
	David Rhone, 2002-03	31	76	2.5
2.	Qua Grant, 2019-20	33	80	2.4
3.	Damien Lolar, 2006-07	28	63	2.3
4.	David Rhone, 2001-02	26	57	2.2
	Michael Crowe, 1993-94	30	66	2.2
6.	Lionel Foster, 2010-11	29	60	2.1
	Michael Hamelin, 1997-98	31	66	2.1
8.	Joel Murray, 2019-20	33	66	2.0
	Michael Hamelin, 1998-99	29	57	2.0
	Rene Salomao, 1997-98	31	61	2.0
	Ron King, 1996-97	28	57	2.0
12.	Joel Murray, 2018-19	38	67	1.8
	Lionel Foster, 2011-12	24	44	1.8
	Rod Prater, 2003-04	26	47	1.8
	Rich Forrest, 1999-00	28	50	1.8
16.	Nick Burns, 2009-10	29	46	1.6
	Ronnie Holmes, 2005-06	30	48	1.6
	Ron King, 1995-96	28	44	1.6
	Michael Crowe, 1993-93	26	42	1.6

VICTORY MARGIN

LARGEST VICTORY MARGINS

Rk.	Score	Margin	Opponent	Date
1.	111-22	89	Eastern New Mexico	12-6-41
2.	141-60	81	Wiley	11-17-90
	115-34	81	SW Assemblies of God	1-4-97
4.	155-76	79	National Christian	11-18-94
5.	90-18	72	Oklahoma Panhandle State	1-26-32
6.	122-52	70	SW Assemblies of God	12-9-99
	140-70	70	New Mexico Highlands	12-8-84
8.	116-48	68	SW Assemblies of God	11-13-98
	90-22	68	Texas A&M-Kingsville	2-22-41
10.	78-14	64	Wayland Baptist	2-7-21
11.	88-25	63	Omaha	12-9-41
	108-45	63	Hardin-Simmons	2-14-42
	105-42	63	Buffalo State	1-24-42
14.	91-30	61	National Christian	12-6-01
15.	115-55	60	Prairie View A&M	12-29-81
16.	98-41	57	Northern Arizona	1-5-52
	87-30	57	Hardin-Simmons	1941-42
18.	114-58	56	Western Colorado	11-9-19
19.	124-70	54	Oklahoma Panhandle State	11-29-19
	94-40	54	Rhema Bible	12-9-10
	128-73	54	Dallas	1-7-91

LARGEST VICTORIES/FIRST UNITED BANK CENTER

Rk.	Score	Margin	Opponent	Date
1.	114-58	56	Western Colorado	11-9-19
2.	124-70	54	Oklahoma Panhandle State	11-29-19
	94-40	54	Rhema Bible	12-9-10
4.	120-70	50	Univ. of the Southwest	11-30-19
5.	105-58	47	Hillsdale Baptist	1-3-15
6.	94-49	45	Science & Arts	11-17-18
	82-38	45	SE Oklahoma State	1-3-08
	78-33	45	East Central	1-3-04
9.	99-55	44	Western New Mexico	1-27-18
10.	89-49	40	St. Gregory's	12-13-14
11.	105-66	39	Oklahoma Panhandle State	11-22-16
12.	105-68	37	Cameron	2-29-20
13.	91-55	36	Western New Mexico	12-1-16
14.	93-58	35	Science & Arts	11-24-15
	89-54	35	Western Colorado	11-25-05
	93-58	35	UT Permian Basin	11-29-02

WORST DEFEATS

Rk.	Score	Margin	Opponent	Date
1.	45-103	58	Oklahoma State	1-10-94
2.	67-121	54	Kentucky	12-4-78
3.	71-121	50	Oklahoma	1-8-93
4.	51-100	49	San Francisco	12-5-61
5.	84-130	46	Houston	1-5-73
	57-103	46	Seattle	1-15-65
7.	53-98	45	Houston	1-8-68
	59-104	45	Oklahoma City	2-9-63
	60-105	45	Houston	12-2-59
10.	76-120	44	Houston	2-23-67
11.	54-97	43	Drake	12-8-62
12.	42-84	42	UTEP	2-18-63
13.	62-102	40	Colorado State	12-27-93
	94-134	40	Louisiana	1-15-72
15.	82-121	39	Tulsa	1-2-84
	61-100	39	St. Louis	1-4-75
	62-102	39	New Mexico State	3-3-73
18.	57-95	38	Tulsa	1-27-83

WORST DEFEATS/FIRST UNITED BANK CENTER

Rk.	Score	Margin	Opponent	Date
1.	60-88	28	Angelo State	1-13-15
2.	63-87	24	Tarleton	1-22-14
3.	47-69	22	Angelo State	2-5-14
4.	56-76	20	SW Oklahoma State	11-29-03
5.	50-67	17	Texas A&M-Commerce	1-22-05
6.	57-71	14	Eastern New Mexico	1-26-13
7.	42-55	13	Midwestern State	2-6-13
8.	56-69	13	Tarleton	1-23-10
9.	53-63	10	Incarnate Word	1-26-12

100-POINT GAMES

Score	Opponent (Date)
105-68	Cameron (2-29-20)
111-78	UT Permian Basin (2-1-20)
105-81	Western New Mexico (1-30-20)
100-79	Western New Mexico (1-11-20)
120-70	Univ. of the Southwest (11-30-19)
124-70	Oklahoma Panhandle State (11-29-19)
114-58	Western Colorado (11-9-19)
108-77	Adams State (11-8-19)
109-95	New Mexico Highlands (3-15-19)
105-82	UT Permian Basin (2-9-19)
104-81	Western New Mexico (2-7-19)
105-71	CSU-Pueblo (11-23-18)
112-87	Adams State (11-10-18)
120-88	Angelo State (2-17-18)
103-93 (ot)	Cameron (2-8-18)
105-86	UT Permian Basin (11-30-18)
106-75	Northern New Mexico (12-30-17)
100-106	UT Permian Basin (12-5-17)
107-93	Langston (11-25-17)
112-78	Southwestern Christian (11-24-17)
100-98	Texas A&M-Commerce (2-23-17)
103-104 (ot)	Texas A&M-Commerce (1-21-17)
104-96	Angelo State (1-12-17)
100-98 (4ot)	Cameron (1-7-17)
105-66	Oklahoma Panhandle State (11-22-16)
105-92	New Mexico Highlands (11-21-15)
105-58	Hillsdale Baptist (1-3-15)
119-111 (3ot)	East Central (12-3-09)
100-93 (ot)	Lubbock Christian (12-15-03)
104-64	National Christian (12-9-00)
103-56	Abilene Christian (2-3-00)
122-52	SW Assemblies of God (12-9-99)
113-95	Midwestern State (2-20-99)
108-84	Texas A&M-Commerce (2-6-99)
105-52	LIU-Post (11-27-98)
116-48	SW Assemblies of God (11-13-98)
105-101	Central Oklahoma (3-7-98)
101-123	Central Oklahoma (2-26-98)
113-74	Fort Lewis (11-29-97)
115-34	SW Assemblies of God (1-4-97)
106-53	Concordia (12-2-96)
101-79	Texas A&M-Kingsville (2-15-96)
111-83	Central Oklahoma (2-1-96)
106-60	Angelo State (12-18-95)
120-77	Wiley (11-25-95)
111-63	LeTourneau (11-24-95)
155-76	National Christian (11-18-94)
102-71	Angelo State (2-7-94)
111-72	Lubbock Christian (3-4-93)
109-84	Oklahoma Panhandle State (12-12-92)
111-61	Dallas (11-20-92)
100-85	Texas Wesleyan (2-17-92)
104-64	Mary Hardin-Baylor (1-25-92)
106-78	Angelo State (1-3-92)
127-76	Abilene Christian (2-25-91)
100-84	Texas A&M-Kingsville (2-2-91)
128-73	Dallas (1-7-91)
108-67	Texas Wesleyan (12-10-90)
103-54	McMurry (11-27-90)
114-73	Texas College (11-23-90)
141-60	Wiley College (11-17-90)
102-67	Mary Hardin-Baylor (11-16-90)
110-69	Abilene Christian (2-5-90)
102-64	Abilene Christian (1-29-90)
100-70	Dallas Baptist (1-8-90)
108-73	Phillips (1-6-90)
100-82	Oklahoma City (11-25-89)
108-73	Wiley (11-24-89)
102-73	McMurry (11-22-89)
102-80	Eastern New Mexico (1-5-89)
103-105	Eastern New Mexico (11-27-88)
108-105	Northwest Missouri State (11-19-88)
107-85	Nebraska-Kearney (12-19-87)
102-58	Midwestern State (12-7-87)
100-64	Seattle (12-15-86)
103-65	Schreiner (12-5-86)
140-70	New Mexico Highlands (11-27-84)
103-111	Indiana State (3-5-83)
104-106 (2ot)	Southern Illinois (3-3-83)
108-87	Indiana State (2-10-83)
115-55	Prairie View A&M (12-29-81)
115-103	Angelo State (12-29-81)
104-76	UT Rio Grande Valley (12-3-81)
104-88	Indiana State (2-21-81)
108-83	Southern Illinois (1-19-81)
122-69	CSU-Pueblo (12-20-80)
103-86	Creighton (2-21-80)
102-98	Oklahoma City (2-18-80)
105-112	Drake (1-22-80)
103-79	New Mexico State (1-3-80)
103-88	Cameron (12-6-79)
100-112	New Mexico (12-4-79)
114-83	Wayland Baptist (11-30-78)
102-54	Oklahoma Panhandle State (11-27-76)
104-101	Bradley (1-11-73)
100-81	St. Peter's (12-14-72)
100-84	UT Arlington (12-4-71)
100-78	Fort Lewis (12-1-71)
106-88	Hardin-Simmons (2-20-71)
107-59	Hardin-Simmons (2-6-71)
108-65	Southern Mississippi (1-23-71)
107-66	UT Arlington (1-4-71)
104-82	UT Arlington (2-5-70)
118-122 (2ot)	Hardin-Simmons (2-24-69)
108-90	Denver (2-10-69)
102-92	Utah State (2-25-69)
111-104	Hardin-Simmons (1-7-69)
102-83	Colorado State (12-18-68)
105-87	Oklahoma City (2-6-68)
102-104	Centenary (2-20-67)
103-128	Oklahoma City (1-20-67)
111-72	Sul Ross State (12-1-66)
100-77	New Mexico State (2-27-65)
102-79	Eastern New Mexico (2-8-65)
113-96	New Mexico Highlands (12-1-64)
100-58	New Mexico State (3-2-64)
106-88	McMurry (2-22-64)
101-75	Texas Wesleyan (12-7-63)
126-87	Texas Wesleyan (11-30-63)
103-107	Arizona State (2-10-62)
106-129	Oklahoma City (2-5-62)
102-84	Hardin-Simmons (1-8-60)
103-98	Arizona State (1-12-59)
100-93	Arizona State (2-2-56)
106-83	Eastern New Mexico (12-28-55)
100-81	Wheaton (12-4-54)
100-71	North Texas (12-1-54)
104-76	Arizona State (2-18-54)
108-45	Hardin-Simmons (2-14-42)
105-42	Buffalo State (1-24-42)
111-22	Eastern New Mexico (12-6-41)

A DEEPER LOOK AT THE CENTURY MARK

	Times
100-109	96
110-119	23
120-129	9
130-139	0
140-149	2
150-159	1

	Record
100-109	84-12
110-119	22-1
120-129	9-0
130-139	0-0
140-149	2-0
150-159	1-0



LONGEST WINNING STREAKS

G	Began	Ended	Team To End Streak	Site
23	12-12-19	---	---	---
19	1-10-19	3-27-19	Southern Indiana	Evansville, Ind.
19	1-4-38	3-8-38	Roanake	Kansas City, Mo.
18	1-6-41	3-14-41	San Diego State	Kansas City, Mo.
18	1-23-25	3-7-25	Hardin-Simmons	Abilene, Texas
17	1-3-31	2-27-31	Tex. A&M-Commerce	Commerce, Texas
14	1-11-27	2-28-27	Daniel Baker	Brownwood, Texas
13	3-15-41	1-6-42	Bradley	Peoria, Ill.
12	2-3-23	2-12-24	Hardin-Simmons	Abilene, Texas

LONGEST HOME COURT WINNING STREAKS

G	Began	Ended	Court	Team to End Streak
42	1-20-18	--	FUBC	---
34	1-4-40	12-18-42	---	Texas Wesleyan
29	1-16-16	1-18-18	FUBC	Tarleton
25	1-8-31	11-28-33	---	Wichita Henry's
21	1-9-28	1-13-29	---	Daniel Baker
20	12-11-93	1-21-95	The Box	Central Oklahoma
18	1-24-05	11-24-06	FUBC	Adams State
18	2-3-90	2-16-91	The Box	Angelo State
18	1-12-54	12-19-55	The Box	Southern Mississippi
16	3-6-98	2-25-99	The Box	Tarleton
16	11-29-91	11-28-92	The Box	Central Arkansas
15	1-27-25	2-19-26	---	Abilene Christian

HOME RECORD

Year	Att.	G	Avg.	Season Record	Home Record
2019-20	21,515	16	1,345	32-1	16-0
2018-19	25,819	17	1,519	34-4	17-0
2017-18	23,453	18	1,303	32-4	17-1
2016-17	12,460	15	831	26-9	15-0
2015-16	15,473	16	967	21-10	13-3
2014-15	14,157	16	885	17-12	12-4
2013-14	12,274	14	877	10-17	7-7
2012-13	13,525	13	1,040	18-10	9-4
2011-12	11,578	11	1,053	19-9	9-2
2010-11	17,698	14	1,264	23-7	12-2
2009-10	14,958	13	1,151	16-3	12-3
2008-09	17,047	15	1,136	16-11	11-4
2007-08	16,350	13	1,258	21-8	12-4
2006-07	18,048	15	1,203	18-11	11-6
2005-06	17,999	15	1,200	23-8	15-0
2004-05	15,072	14	1,077	16-14	9-5
2003-04	14,044	13	1,080	18-10	10-3
2002-03	---	---	---	21-10	11-4
2001-02	14,143	12	1,179	16-10	10-2
2000-01	10,069	14	719	23-8	13-1
1999-00	10,705	12	892	21-7	10-2
1998-99	13,890	15	926	22-7	14-1
1997-98	16,131	17	949	26-5	16-1
1996-97	10,545	15	703	15-13	12-3
1995-96	11,272	16	705	18-10	15-1
1994-95	14,658	14	1,047	17-10	12-2
1993-94	20,103	16	1,256	20-10	15-1
1992-93	12,062	13	928	17-10	10-3
1991-92	18,115	14	1,294	20-8	13-1
1990-91	31,723	19	1,670	25-5	18-1
1989-90	31,283	17	1,840	25-7	16-2
1988-89	18,499	12	1,542	18-9	11-3
1987-88	31,321	16	1,958	20-9	14-2
1986-87	---	---	---	25-6	14-3
1985-86	33,905	14	2,422	11-17	9-5
1984-85	---	---	---	11-17	8-4
1983-84	30,555	15	2,037	8-19	7-9
1982-83	24,595	11	2,236	8-20	7-6
1981-82	---	---	---	11-15	10-6
1980-81	---	---	---	16-11	10-4
1979-80	---	---	---	18-12	13-1
1978-79	---	---	---	7-20	6-8
1977-78	---	---	---	8-19	5-10

Year	Att.	G	Avg.	Season Record	Home Record
1976-77	---	---	---	18-12	11-5
1975-76	---	---	---	19-7	13-2
1974-75	---	---	---	9-17	6-9
1973-74	---	---	---	11-15	10-5
1972-73	---	---	---	10-16	8-6
1971-72	---	---	---	14-11	11-2

OTHER STREAKS

Longest Losing Streak
19, from Dec. 29, 1966 to Dec. 16, 1967

Longest Home Court Losing Streak
8, 1-10-67 to 1-4-68

Longest Winning Streak on Road
9, 12-14-19 to Present

Longest Losing Streak on Road
19, 12-11-82 to 2-11-84

Most Consecutive 100-Point Games
3, from Nov. 22, 1989 to Nov. 25, 1989
3, from Nov. 16, 1990 to Nov. 23, 1990

RANKED OPPONENTS

WT Rank	Opp. Rank	Date	Opponent	Site	Result
NR	3-1-50	12	Arizona	Canyon	W 61-42
NR	2-2-51	15	Arizona	Tucson	L 48-74
NR	3-8-55	1	San Francisco&	San Francisco	L 66-89
NR	12-7-57	6	San Francisco	San Francisco	L 45-73
NR	2-3-59	13	Oklahoma City	Canyon	L 64-77
NR	1-29-66	6	UTEP	El Paso	L 50-69
NR	2-24-66	3	UTEP	Canyon	L 64-78
NR	1-20-67	6	UTEP	Canyon	L 73-85
NR	2-23-67	7	Houston	Canyon	L 76-120
NR	2-25-67	10	UTEP	El Paso	L 67-97
NR	1-8-68	2	Houston	Houston	L 53-98
NR	3-4-68	1	Houston	Canyon	L 76-107
NR	2-15-69	15	New Mexico State	Las Cruces	L 68-69
NR	2-18-69	15	New Mexico State	Canyon	W 93-91 (2ot)
NR	1-27-70	5	New Mexico State	Canyon	L 62-88
NR	2-21-70	5	New Mexico State	Las Cruces	L 73-87
NR	2-26-70	18	Utah State	Canyon	L 73-83
NR	3-2-70	15	Houston	Canyon	L 80-96
NR	12-2-70	12	Utah State	Logan	W 81-78
NR	12-9-71	16	Utah State	Logan	L 82-100
NR	1-11-72	16	Drake	Amarillo	W 87-78
NR	2-24-72	16	Utah State	Amarillo	W 82-80
NR	1-5-73	10	Houston	Houston	L 84-130
NR	2-17-73	16	Memphis	Amarillo	L 79-116
NR	1-5-74	18	Memphis	Amarillo	L 49-53
NR	2-2-74	15	Louisville	Louisville	L 73-99
NR	2-9-74	15	Louisville	Amarillo	L 62-81
NR	1-9-75	3	Louisville	Amarillo	L 51-53
NR	2-25-75	3	Louisville	Louisville	L 69-75
NR	1-3-76	11	Louisville	Louisville	W 84-78 (ot)
NR	2-5-76	20	North Texas	Amarillo	W 96-87
NR	1-7-78	6	Indiana State	Terre Haute	L 63-79
NR	12-4-78	10	Kentucky	Lexington	L 67-121
NR	1-6-79	11	Indiana State	Amarillo	L 77-98
NR	2-12-79	2	Indiana State	Terre Haute	L 75-100
NR	2-27-79	1	Indiana State*	Terre Haute	L 84-94
NR	12-5-80	17	Missouri	Columbia	L 70-88
NR	1-28-82	16	Tulsa	Tulsa	L 61-68
NR	1-14-84	20	Tulsa	Amarillo	L 93-99
NR	1-24-85	17	Tulsa	Tulsa	L 90-110
NR	2-28-85	15	Tulsa	Amarillo	W 70-62
NR	3-9-85	15	Tulsa*	Tulsa	L 69-74
NR	12-9-85	8	Oklahoma	Norman	L 58-79
NR	12-14-85	16	UAB	Honolulu	L 56-65
NR	1-16-86	20	Bradley	Peoria	L 53-78
NR	1-30-86	13	Bradley	Amarillo	L 54-63
NR	3-3-86	9	Bradley*	Peoria	L 55-61
NR	2-11-89	20	Tex. A&M-Kingsville	Kingsville	L 71-74
NR	1-15-90	20	Tex. A&M-Kingsville	Canyon	L 87-91 (ot)
NR	3-17-90	20	Southern Indiana&	Cape Girardeau	W 98-93 (2ot)
NR	3-15-91	6	Central Missouri&	Warrensburg	L 69-72
NR	3-16-91	9	Kentucky Wesleyan&	Warrensburg	L 78-91
NR	2-6-93	18	Grand Canyon	Canyon	W 79-70
NR	2-11-93	16	Eastern N.M.	Portales	L 71-82
NR	2-27-93	18	Nebraska-Kearney	Canyon	W 98-74
NR	3-12-94	20	Central Missouri&	Topeka	L 74-79
NR	2-20-95	18	Central Oklahoma	Edmond	L 80-89
NR	1-20-96	8	Tex. A&M-Kingsville	Kingsville	L 73-84
NR	2-15-96	14	Tex. A&M-Kingsville	Canyon	W 101-79
NR	3-11-96	11	Tex. A&M-Kingsville!	Commerce	L 85-94
NR	1-9-97	2	Central Oklahoma	Canyon	W 90-68
NR	2-6-97	18	Tex. A&M-Commerce	Canyon	L 58-76
NR	2-28-97	18	Tex. A&M-Commerce	Commerce	L 67-87
10	1-17-98	22	Abilene Christian	Abilene	W 94-93 (ot)
8	2-5-98	22	Tex. A&M-Commerce	Canyon	W 73-64
8	2-24-98	24	Tex. A&M-Commerce!	Canyon	W 89-78
8	2-26-98	21	Central Oklahoma!	Edmond	L 101-123
9	3-6-98	22	Pittsburg State&	Canyon	W 90-79
9	3-7-98	15	Central Oklahoma&	Canyon	W 105-101
9	3-19-98	7	UC Davis&	Louisville	L 55-63
NR	1-9-99	22	Abilene Christian	Canyon	W 75-60
NR	1-14-99	14	Midwestern State	Wichita Falls	L 83-108
NR	2-11-99	25	Abilene Christian	Abilene	W 87-82
24	2-20-99	21	Midwestern State	Canyon	W 113-95
NR	12-27-99	18	Western Wash	Stephenville	W 75-55
NR	3-3-00	14	Northeastern State!	Tahlequah	W 60-49
NR	3-3-01	25	Angelo State!	San Angelo	W 75-73 (ot)
NR	3-9-01	5	Washburn&	Topeka	L 61-86
NR	1-3-02	2	Northeastern State	Tahlequah	L 51-74
NR	12-30-02	9	Tarleton	Stephenville	L 49-75
NR	1-2-03	15	Northeastern State	Canyon	L 69-75
NR	2-8-03	9	Midwestern State	Wichita Falls	W 67-64
NR	3-7-03	4	Northeastern State!	Portales	W 78-56
NR	3-8-03	2	Tarleton!	Portales	W 69-61
NR	3-14-03	17	Washburn&	Stephenville	L 73-75
NR	1-17-04	3	Tarleton	Canyon	L 60-63
NR	11-27-04	14	SW Oklahoma State	Canyon	L 47-50
NR	12-2-04	14	SW Oklahoma State	Canyon	L 50-53
NR	12-18-04	21	San Bernardino	Las Vegas	L 55-76
NR	12-19-04	25	Pittsburg State	Las Vegas	L 51-64

WT Rank	Opp. Rank	Date	Opponent	Site	Result
NR	1-15-05	24	SE Oklahoma State	Durant	L 49-70
NR	1-22-05	13	Tex. A&M-Commerce	Canyon	L 50-67
NR	2-19-05	11	Tex. A&M-Commerce	Commerce	L 59-75
NR	3-5-05	8	Tex. A&M-Commerce!	Commerce	L 62-77
NR	1-28-06	25	Tarleton	Stephenville	L 66-68
NR	2-25-06	6	Tarleton	Canyon	W 80-60
NR	3-4-06	13	Tarleton!	Durant	W 92-85
NR	1-11-07	14	SE Oklahoma State	Durant	L 75-85 (ot)
NR	3-2-07	9	SE Oklahoma State!	Wichita Falls	L 76-83
NR	3-10-07	19	Midwestern State&	Warrensburg	L 81-86
NR	12-6-07	17	Central Oklahoma	Edmond	L 82-90
NR	2-23-08	12	Tarleton	Canyon	W 64-58
NR	12-4-08	3	Central Oklahoma	Canyon	W 80-67
NR	2-11-09	23	Midwestern State	Wichita Falls	L 75-85
NR	1-20-10	11	Midwestern State	Wichita Falls	L 69-90
NR	2-10-10	6	Midwestern State	Canyon	W 68-58
NR	3-3-10	25	Central Oklahoma!	Bartlesville	W 80-78
NR	12-18-10	13	Central Oklahoma	Canyon	W 67-60
19	1-12-11	12	Incarnate Word	San Antonio	L 61-78
23	2-16-11	25	Tarleton	Stephenville	L 42-47
24	3-5-11	7	Central Oklahoma!	Bartlesville	L 63-66 (2ot)
23	3-12-11	13	Fort Hays State&	Edmond	L 49-75
NR	1-7-12	9	Tarleton	Stephenville	L 56-69
NR	1-11-12	11	Midwestern State	Wichita Falls	L 60-66 (ot)
NR	2-18-12	5	Tarleton	Canyon	W 62-53
NR	2-22-12	5	Midwestern State	Canyon	W 60-56
NR	3-2-12	7	Tarleton!	Allen	L 37-59
NR	3-10-12	15	Arkansas Tech&	Wichita Falls	L 68-79
NR	11-16-13	1	MSU Denver	Pueblo	L 50-65
NR	1-22-14	4	Tarleton	Canyon	L 63-87
NR	2-19-14	3	Tarleton	Stephenville	L 68-81
NR	3-5-14	5	Tarleton!	Allen	L 70-89
NR	1-14-15	14	Angelo State	Canyon	L 60-88
NR	1-21-15	15	Tarleton	Stephenville	L 71-76
NR	2-4-15	7	Angelo State	San Angelo	L 68-77
NR	2-18-15	11	Tarleton	Canyon	L 60-64
NR	1-6-16	6	Midwestern State	Canyon	L 65-74
NR	1-13-16	15	Angelo State	San Angelo	L 75-85
NR	1-23-16	10	Tarleton	Canyon	W 78-61
NR	2-10-16	25	Midwestern State	Wichita Falls	L 75-84
RV	11-6-16	23	UAFS	Orange	W 94-86
RV	11-11-16	15	Fort Lewis	Canyon	W 90-82
19	12-18-16	12	Western Wash	Las Vegas	W 90-83
15	1-12-17	17	Angelo State	Canyon	W 104-96
12	1-19-17	11	Tarleton	Stephenville	L 73-91
NR	2-4-17	25	UT Permian Basin	Odessa	L 73-77
RV	2-25-17	15	Tarleton	Canyon	W 74-65
NR	3-14-17	11	Colo. School of Mines&	Golden	L 63-88
8	12-5-17	13	UT Permian Basin	Odessa	L 100-106
7	1-20-18	10	Tex. A&M-Commerce	Canyon	W 86-82
10	1-30-18	8	UT Permian Basin	Canyon	W 105-86
13	3-4-18	20	UT Permian Basin!	Frisco	W 80-76
11	3-13-18	19	UT Permian Basin&	Canyon	W 95-87
11	3-22-18	2	Ferris State&	Sioux Falls	L 79-85
16	1-17-19	20	Tex. A&M-Commerce	Canyon	W 87-66
3	3-19-19	4	St. Edward's&	Canyon	W 89-70
7	11-1-19	6	Lincoln Memorial!	St. Joseph	W 99-89 (ot)
3	12-12-19	12	St. Edward's	Austin	L 87-100
3	3-8-20	9	St. Edward's!	Frisco	W 81-65

Key: *Missouri Valley Conference Tournament; ! Lone Star Conference Tournament; & NCAA Tournament Game

WT VS. TOP 5 (9-15, 1-1 UNDER TOM BROWN)

WT Rank	Opp. Rank	Date	Opponent	Site	Result
NR	3-8-55	1	San Francisco&	San Francisco	L 66-89
NR	2-24-66	3	UTEP	Canyon	L 64-78
NR	1-8-68	2	Houston	Houston	L 53-98
NR	3-4-68	1	Houston	Canyon	L 76-107
NR	1-27-70	5	New Mexico State	Canyon	L 62-88
NR	2-21-70	5	New Mexico State	Las Cruces	L 73-87
NR	1-9-75	3	Louisville	Amarillo	L 51-53
NR	2-25-75	3	Louisville	Louisville	W 84-78 (ot)
NR	2-12-79	2	Indiana State	Terre Haute	L 75-100
NR	2-27-79	1	Indiana State*	Terre Haute	L 84-94
NR	1-9-97	2	Central Oklahoma	Canyon	W 90-68
NR	3-9-01	5	Washburn&	Topeka	L 61-86
NR	1-3-02	2	Northeastern State	Tahlequah	W 60-49
NR	3-7-03	4	Northeastern State!	Portales	W 78-56
NR	3-8-03	2	Tarleton!	Portales	W 69-61
NR	1-17-04	3	Tarleton	Canyon	L 60-63
NR	12-4-08	3	Central Oklahoma	Canyon	W 80-67
NR	2-18-12	5	Tarleton	Canyon	W 62-53
NR	2-22-12	5	Midwestern State	Canyon	W 60-56
NR	11-16-13	1	MSU Denver	Pueblo	L 50-65
NR	1-22-14	4	Tarleton	Canyon	L 63-87
NR	2-19-14	3	Tarleton	Stephenville	L 68-81
11	3-22-18	2	Ferris State&	Sioux Falls	L 79-85
3	3-19-19	4	St. Edward's&	Canyon	W 89-70

Key: *Missouri Valley Conference Tournament; ! Lone Star Conference Tournament; & NCAA Tournament Game

YEAR-BY-YEAR RESULTS

1920-21 [8-2]

J21	Wayland Baptist	Plainview, Texas	W	61-15
J22	Wayland Baptist	Plainview, Texas	W	46-15
J28	Clarendon	Clarendon, Texas	W	29-13
J28	Clarendon	Clarendon, Texas	L	30-33
F7	Wayland Baptist	Canyon, Texas	W	78-14
F7	Wayland Baptist	Canyon, Texas	W	70-30
F18	Clarendon	Canyon, Texas	W	60-36
F18	Clarendon	Canyon, Texas	W	36-26
M2	Hardin-Simmons	Abilene, Texas	L	29-37
M3	Hardin-Simmons	Abilene, Texas	W	19-18

1921-22 [12-4]

J11	Hardin-Simmons	Abilene, Texas	L	19-29
J12	Hardin-Simmons	Abilene, Texas	L	21-22
J13	Abilene Christian	Abilene, Texas	L	33-34
J14	Abilene Christian	Abilene, Texas	W	25-24
J16	Clarendon	Canyon, Texas	W	62-27
J16	Clarendon	Canyon, Texas	W	57-47
J20	New Mexico Military	Roswell, N.M.	L	31-42
J21	New Mexico Military	Roswell, N.M.	W	42-48
J27	Decatur Baptist	Canyon, Texas	W	56-23
J28	Decatur Baptist	Canyon, Texas	W	66-33
F3	Wayland Baptist	Plainview, Texas	W	50-34
F4	Wayland Baptist	Plainview, Texas	W	31-27
F10	Wayland Baptist	Canyon, Texas	W	53-19
F11	Wayland Baptist	Canyon, Texas	W	57-28
F16	Clarendon	Clarendon, Texas	W	50-30
F16	Clarendon	Clarendon, Texas	W	62-38

1922-23 [12-4]

J12	Howard Payne	Canyon, Texas	W	31-23
J13	Howard Payne	Canyon, Texas	W	26-14
J15	Hardin-Simmons	Canyon, Texas	L	26-30
J16	Hardin-Simmons	Canyon, Texas	W	30-17
J24	North Texas	Denton, Texas	L	27-28
J25	North Texas	Denton, Texas	W	24-22
J26	Tex. A&M-Commerce	Commerce, Texas	W	25-15
J27	Tex. A&M-Commerce	Commerce, Texas	W	21-19
J29	Southwestern	Georgetown, Texas	W	29-28
J30	Southwestern	Georgetown, Texas	W	30-12
J31	Sam Houston State	Huntsville, Texas	L	27-28
F1	Sam Houston State	Huntsville, Texas	W	29-21
F2	Texas State	San Marcos, Texas	L	15-29
F3	Texas State	San Marcos, Texas	W	30-14
F23	New Mexico Military	Canyon, Texas	W	53-9
F24	New Mexico Military	Canyon, Texas	W	26-17

1923-24 [13-3]

J16	Wayland Baptist	Canyon, Texas	W	28-21
J17	Wayland Baptist	Canyon, Texas	W	26-13
J21	Abilene Christian	Canyon, Texas	W	37-20
J22	Abilene Christian	Canyon, Texas	W	37-23
J30	New Mexico Military	Canyon, Texas	W	55-15
J31	New Mexico Military	Canyon, Texas	W	53-12
F8	Sam Houston State	Canyon, Texas	W	46-22
F9	Sam Houston State	Canyon, Texas	W	29-22
F12	Hardin-Simmons	Abilene, Texas	W	25-14
F13	Hardin-Simmons	Abilene, Texas	L	17-19
F15	North Texas	Denton, Texas	W	25-20
F16	North Texas	Denton, Texas	W	20-17
F18	Oklahoma State	Stillwater, Okla.	L	36-42
F19	Oklahoma State	Stillwater, Okla.	L	8-36
F29	New Mexico Military	Roswell, N.M.	W	42-11
M1	New Mexico Military	Roswell, N.M.	W	46-26

1924-25 [20-3]

J22	Southwestern	Georgetown, Texas	L	19-23
J23	Texas State	Canyon, Texas	W	29-26
J24	Texas State	Canyon, Texas	W	27-17
J26	Sam Houston State	Canyon, Texas	L	17-18
J27	Sam Houston State	Canyon, Texas	W	28-24
J28	Stephen F. Austin	Nacogdoches, Texas	W	27-14
J29	Stephen F. Austin	Nacogdoches, Texas	W	19-18
F5	New Mexico Military	Canyon, Texas	W	71-22
F6	New Mexico Military	Canyon, Texas	W	56-11
F13	Hardin-Simmons	Canyon, Texas	W	47-13
F14	Hardin-Simmons	Canyon, Texas	W	37-23
F20	Trinity	Canyon, Texas	W	55-14
F21	Trinity	Canyon, Texas	W	57-17
F23	New Mexico Military	Roswell, N.M.	W	42-22
F24	New Mexico Military	Roswell, N.M.	W	43-18
F27	North Texas	Denton, Texas	W	25-20
F28	North Texas	Denton, Texas	W	27-13
M2	Abilene Christian	Abilene, Texas	W	32-12
M3	Abilene Christian	Abilene, Texas	W	36-18
M4	McMurry	Abilene, Texas	W	39-26
M5	McMurry	Abilene, Texas	W	38-25
M6	Hardin-Simmons	Abilene, Texas	W	40-34

M7	Hardin-Simmons	Abilene, Texas	L	25-32
----	----------------	----------------	---	-------

1925-26 [14-3]

J15	Wayland Baptist	Canyon, Texas	W	28-12
J27	Daniel Baker	Canyon, Texas	W	33-24
J28	Daniel Baker	Canyon, Texas	W	45-24
J29	Wayland Baptist	Plainview, Texas	W	33-15
J30	Texas Tech	Lubbock, Texas	W	43-19
F3	McMurry	Canyon, Texas	W	42-14
F4	McMurry	Canyon, Texas	W	41-19
F10	Texas Tech	Canyon, Texas	W	43-19
F11	Texas Tech	Canyon, Texas	W	42-21
F15	New Mexico Military	Canyon, Texas	W	46-16
F16	New Mexico Military	Canyon, Texas	W	42-13
F19	Abilene Christian	Canyon, Texas	L	31-37
F20	Abilene Christian	Canyon, Texas	W	35-25
F26	North Texas	Denton, Texas	L	32-37
F27	North Texas	Denton, Texas	W	31-29 (ot)
M1	Tex. A&M-Commerce	Canyon, Texas	L	33-36
M2	Tex. A&M-Commerce	Commerce, Texas	W	31-12

1926-27 [23-3] | TIAA [9-1]

J4	Baylor	Waco, Texas	W	28-15
J6	Texas	Austin, Texas	W	41-36
J10	SW Oklahoma State	Canyon, Texas	L	32-45
J11	SW Oklahoma State	Canyon, Texas	W	26-22
J21	New Mexico Military	Roswell, N.M.	W	23-15
J22	New Mexico Military	Roswell, N.M.	W	31-21
J28	Sul Ross State	Canyon, Texas	W	34-26
J29	Sul Ross State	Canyon, Texas	W	35-18
F2	Wayland Baptist	Canyon, Texas	W	42-17
F7	Sam Houston State	Canyon, Texas	W	46-9
F8	Sam Houston State	Canyon, Texas	W	42-16
F14	Texas Tech	Canyon, Texas	W	43-19
F15	Texas Tech	Canyon, Texas	W	40-17
F18	Tex. A&M-Commerce	Canyon, Texas	W	44-23
F19	Tex. A&M-Commerce	Canyon, Texas	W	51-13
F21	Texas Tech	Lubbock, Texas	W	40-18
F22	Texas Tech	Lubbock, Texas	W	38-23
F28	Daniel Baker	Brownwood, Texas	L	35-38
M1	Daniel Baker	Brownwood, Texas	W	31-30
M2	McMurry	Abilene, Texas	W	35-18
M3	McMurry	Abilene, Texas	W	39-20
M4	Abilene Christian	Abilene, Texas	W	29-19
M5	Abilene Christian	Abilene, Texas	W	39-33

T.I.A.A. Challenge Playoff

M11	North Texas	Canyon, Texas	W	28-22
M12	North Texas	Canyon, Texas	L	17-26
M15	North Texas	Denton, Texas	W	29-22

1927-28 [19-4] | TIAA [9-1]

J3	Texas	Austin, Texas	L	33-41
J5	Baylor	Waco, Texas	W	39-31
J6	Baylor	Waco, Texas	L	27-38
J9	SW Oklahoma State	Canyon, Texas	W	46-24
J10	SW Oklahoma State	Canyon, Texas	W	42-24
J16	Texas Tech	Canyon, Texas	W	27-25
J17	Texas Tech	Canyon, Texas	W	25-20
J27	Abilene Christian	Canyon, Texas	W	34-29
J28	Abilene Christian	Canyon, Texas	W	42-29
J30	North Texas	Denton, Texas	L	12-22
J31	North Texas	Denton, Texas	W	26-19
F2	Tex. A&M-Commerce	Commerce, Texas	W	27-25
F3	Tex. A&M-Commerce	Commerce, Texas	W	25-17
F6	McMurry	Canyon, Texas	W	44-25
F7	McMurry	Canyon, Texas	W	40-23
F15	Hardin-Simmons	Canyon, Texas	W	63-36
F16	Hardin-Simmons	Canyon, Texas	W	60-30
F20	Texas Tech	Lubbock, Texas	L	29-39
F21	Texas Tech	Lubbock, Texas	W	36-35
F24	New Mexico Military	Canyon, Texas	W	57-5
F25	New Mexico Military	Canyon, Texas	W	36-9
F29	Stephen F. Austin	Canyon, Texas	W	48-22
M1	Stephen F. Austin	Canyon, Texas	W	52-25

1928-29 [21-5] | TIAA [7-3]

J4	Baylor	Waco, Texas	W	50-28
J5	Baylor	Waco, Texas	W	47-26
J7	Tex. A&M-Commerce	Commerce, Texas	W	23-11
J8	Tex. A&M-Commerce	Commerce, Texas	L	26-28
J9	Hardin-Simmons	Abilene, Texas	L	27-30
J10	Hardin-Simmons	Abilene, Texas	L	17-33
J11	SW Oklahoma State	Canyon, Texas	W	33-31
J12	SW Oklahoma State	Canyon, Texas	W	25-19
J18	Okl. Panhandle State	Canyon, Texas	W	37-28
J19	Okl. Panhandle State	Canyon, Texas	W	41-30
J25	Wayland Baptist	Canyon, Texas	W	57-20
J26	Wayland Baptist	Canyon, Texas	W	47-7
J30	Daniel Baker	Canyon, Texas	W	39-30
J31	Daniel Baker	Canyon, Texas	L	31-36

F5	Texas Tech	Lubbock, Texas	W	32-14
F6	Texas Tech	Lubbock, Texas	W	33-24
F15	New Mexico Military	Roswell, N.M.	W	46-17
F16	New Mexico Military	Roswell, N.M.	W	25-19
F20	Texas Tech	Canyon, Texas	W	48-26
F21	Texas Tech	Canyon, Texas	W	51-22
F27	Daniel Baker	Brownwood, Texas	L	27-33
F28	Daniel Baker	Brownwood, Texas	W	38-28
M1	McMurry	Abilene, Texas	W	26-15
M2	McMurry	Abilene, Texas	W	29-10
M3	Abilene Christian	Abilene, Texas	W	41-30
M5	Abilene Christian	Abilene, Texas	W	33-19

1929-30 [17-4] | TIAA [9-1]

J6	New Mexico State	Las Cruces, N.M.	W	34-18
J7	New Mexico State	Las Cruces, N.M.	W	36-15
J8	UTEP	El Paso, Texas	W	30-21
J10	Sul Ross State	Alpine, Texas	W	43-29
J11	Sul Ross State	Alpine, Texas	W	41-17
J15	Hardin-Simmons	Canyon, Texas	L	19-32
J17	North Texas	Canyon, Texas	W	26-17
J18	North Texas	Canyon, Texas	L	21-23
J24	Abilene Christian	Canyon, Texas	W	54-18
J25	Abilene Christian	Canyon, Texas	W	53-17
J31	Sul Ross State	Canyon, Texas	W	50-19
F1	Sul Ross State	Canyon, Texas	W	49-13
F10	Texas Tech	Lubbock, Texas	W	33-24
F11	Texas Tech	Lubbock, Texas	W	37-35
F12	McMurry	Abilene, Texas	W	23-19
F13	McMurry	Abilene, Texas	W	37-28
F14	Hardin-Simmons	Abilene, Texas	L	20-32
F19	Texas Tech	Canyon, Texas	L	32-38
F20	Texas Tech	Canyon, Texas	W	25-14
F25	Okl. Panhandle State	Canyon, Texas	W	42-30
M1	New Mexico Military	Roswell, N.M.	W	52-11

1930-31 [18-2] | TIAA [8-0]

J2	Baylor	Canyon, Texas	L	32-36
J3	Baylor	Canyon, Texas	W	45-35
J8	Okl. Panhandle State	Canyon, Texas	W	45-18
J12	UTEP	Canyon, Texas	W	41-26
J14	Texas Tech	Lubbock, Texas	W	39-23
J15	Texas Tech	Lubbock, Texas	W	31-29
J24	Hardin-Simmons	Canyon, Texas	W	38-17
J30	Daniel Baker	Canyon, Texas	W	35-34
J31	Daniel Baker	Canyon, Texas	W	26-17
F2	Abilene Christian	Canyon, Texas	W	49-24
F3	Abilene Christian	Canyon, Texas	W	39-26
F6	McMurry	Canyon, Texas	W	48-25
F7	McMurry	Canyon, Texas	W	41-11
F13	Sul Ross State	Canyon, Texas	W	42-21
F14	Sul Ross State	Canyon, Texas	W	59-23
F18	Texas Tech	Canyon, Texas	W	50-43
F19	Texas Tech	Canyon, Texas	W	43-29

T.I.A.A. Championship Playoff

M24	Tex. A&M-Commerce	Canyon, Texas	W	51-33
M27	Tex. A&M-Commerce	Commerce, Texas	L	30-35
M28	Tex. A&M-Commerce	Commerce, Texas	W	35-29

1931-32 [20-3] | TIAA [6-0]

J8	SW Oklahoma State	Canyon, Texas	W	34-22
J9	SW Oklahoma State	Canyon, Texas	W	23-15
J15	Sul Ross State	Alpine, Texas	W	51-25
J16	Sul Ross State	Alpine, Texas	W	43-29
J18	Texas Tech	Lubbock, Texas	W	54-36
J19	Texas Tech	Lubbock, Texas	W	52-21
J25	Okl. Panhandle State	Canyon, Texas	W	77-28
J26	Okl. Panhandle State	Canyon, Texas	W	90-18
J29	North Texas	Denton, Texas	W	47-18
J30	TCU	Fort Worth, Texas	L	31-37
F1	McMurry	Abilene, Texas	W	47-30
F2	McMurry	Abilene, Texas	W	43-41
F3	Hardin-Simmons	Abilene, Texas	W	57-40
F4	Hardin-Simmons	Abilene, Texas	W	51-34
F8	Hardin-Simmons	Canyon, Texas	W	48-22
F9	Hardin-Simmons	Canyon, Texas	W	63-36
F12	Abilene Christian	Canyon, Texas	W	50-32
F13	Abilene Christian	Canyon, Texas	W	40-26
F17	Texas Tech	Canyon, Texas	W	51-35
F18	Texas Tech	Canyon, Texas	W	45-35

AAU National Tournament

M7	KC Athletic Club	Kansas City, Mo.	W	32-25
M9	Southern Kansas Stage	Kansas City, Mo.	L	26-37
M16	Southern Kansas Stage	Kansas City, Mo.	L	31-40

1932-33 [19-4]

D21	Olson's Swedes	Canyon, Texas	W	46-22
D30	SW Oklahoma State	Goodwell, Okla.	W	36-20
D31	Southwestern College	Winfield, Kan.	W	32-38
J2	Southern Kansas Stage	Winfield, Kan.	L	18-38

J4	Oklahoma City.....	Enid, Okla.....	W.....	41-22
J5	Phillips.....	Canyon, Texas.....	L.....	28-36
J11	House of David.....	Canyon, Texas.....	W.....	49-31
J12	SW Oklahoma State.....	Canyon, Texas.....	W.....	51-19
J20	Texas Tech.....	Lubbock, Texas.....	W.....	66-30
J21	Texas Tech.....	Lubbock, Texas.....	W.....	42-17
J27	Wichita Henry's.....	Canyon, Texas.....	W.....	29-26
J28	Wichita Henry's.....	Canyon, Texas.....	L.....	37-39
F3	Oklahoma City.....	Canyon, Texas.....	W.....	43-24
F4	Oklahoma City.....	Canyon, Texas.....	W.....	35-28
F14	SW Oklahoma State.....	Canyon, Texas.....	W.....	44-31
F15	SW Oklahoma State.....	Canyon, Texas.....	W.....	37-31
F20	Southern Kansas Stage.....	Canyon, Texas.....	W.....	30-23
F25	Pasadena Majors.....	Canyon, Texas.....	W.....	42-30
F27	Texas Tech.....	Canyon, Texas.....	W.....	43-29
F28	Texas Tech.....	Canyon, Texas.....	W.....	37-25

AAU National Tournament

M6	NW Oklahoma State.....	Kansas City, Mo.....	W.....	36-28
M7	Central Missouri.....	Kansas City, Mo.....	W.....	33-25
M9	Wichita Henry's.....	Kansas City, Mo.....	L.....	17-37

1933-34 [7-12]

J5	SW Oklahoma State.....	Canyon, Texas.....	L.....	30-43
J6	SW Oklahoma State.....	Canyon, Texas.....	L.....	25-26
J12	NW Oklahoma State.....	Canyon, Texas.....	L.....	23-36
J13	NW Oklahoma State.....	Canyon, Texas.....	W.....	32-35
J19	New Mexico Highlands..	Las Vegas, N.M.....	W.....	32-21
J20	New Mexico Highlands..	Las Vegas, N.M.....	W.....	25-23
J26	Central Oklahoma.....	Canyon, Texas.....	L.....	33-37
J27	Central Oklahoma.....	Canyon, Texas.....	L.....	29-39
F1	Texas Tech.....	Canyon, Texas.....	W.....	23-22
F2	Texas Tech.....	Canyon, Texas.....	L.....	22-29
F7	Arizona State.....	Canyon, Texas.....	W.....	48-32
F16	New Mexico Highlands..	Canyon, Texas.....	W.....	36-32
F17	New Mexico Highlands..	Canyon, Texas.....	L.....	25-33
F26	Texas Tech.....	Lubbock, Texas.....	L.....	27-34
F27	Texas Tech.....	Lubbock, Texas.....	L.....	27-32
M5	NW Oklahoma State.....	Ada, Texas.....	L.....	31-37
M6	NW Oklahoma State.....	Ada, Texas.....	L.....	34-42
M7	SW Oklahoma State.....	Weatherford, Texas.....	L.....	24-33
M8	SW Oklahoma State.....	Weatherford, Texas.....	W.....	29-25

1934-35 [12-6]

J14	Okla. Panhandle State...	Canyon, Texas.....	L.....	27-33
J21	Texas Tech.....	Lubbock, Texas.....	W.....	36-27
J22	Texas Tech.....	Lubbock, Texas.....	L.....	25-53
J25	Central Oklahoma.....	Canyon, Texas.....	L.....	28-31
J26	Central Oklahoma.....	Canyon, Texas.....	W.....	36-26
F1	Sul Ross State.....	Canyon, Texas.....	W.....	39-21
F2	Sul Ross State.....	Canyon, Texas.....	W.....	32-25
F8	New Mexico Highlands..	Canyon, Texas.....	W.....	47-34
F9	New Mexico Highlands..	Canyon, Texas.....	W.....	36-31
F11	Okla. Panhandle State...	Canyon, Texas.....	W.....	45-35
F12	Okla. Panhandle State...	Canyon, Texas.....	W.....	27-24
F18	Sul Ross State.....	Canyon, Texas.....	W.....	34-32
F19	Sul Ross State.....	Canyon, Texas.....	L.....	35-36
F25	Texas Tech.....	Canyon, Texas.....	W.....	33-27
F26	Texas Tech.....	Canyon, Texas.....	W.....	28-21
M13	Hardin-Simmons.....	Canyon, Texas.....	L.....	38-41
M14	Hardin-Simmons.....	Canyon, Texas.....	W.....	37-36

AAU National Tournament

M19	Hutchinson.....	Denver, Colo.....	L.....	28-47
-----	-----------------	-------------------	--------	-------

1935-36 [19-9]

D16	Eastern New Mexico.....	Canyon, Texas.....	W.....	46-24
D17	Eastern New Mexico.....	Canyon, Texas.....	W.....	59-19
D23	Okla. Panhandle State.....	Goodwell, Okla.....	W.....	38-24
D30	McPherson.....	Winfield, Kan.....	W.....	33-25
D31	SE Oklahoma State.....	Winfield, Kan.....	L.....	27-30
J1	Baker.....	Winfield, Kan.....	W.....	33-24
J2	Phillips.....	Winfield, Kan.....	W.....	35-23
J4	SW Oklahoma State.....	Weatherford, Okla.....	L.....	32-42
J8	Tex. A&M-Commerce.....	Commerce, Texas.....	L.....	31-33
J9	Tex. A&M-Commerce.....	Commerce, Texas.....	L.....	38-44
J10	Stephen F. Austin.....	Nacogdoches, Texas.....	L.....	24-30
J11	Sam Houston State.....	Huntsville, Texas.....	W.....	27-21
J13	McMurry.....	Abilene, Texas.....	W.....	47-25
J17	St. Mary's.....	Canyon, Texas.....	W.....	36-24
J18	St. Mary's.....	Canyon, Texas.....	W.....	55-26
J22	Hardin-Simmons.....	Abilene, Texas.....	L.....	32-36
J23	Hardin-Simmons.....	Abilene, Texas.....	L.....	34-38
J24	Abilene Christian.....	Abilene, Texas.....	W.....	41-19
J25	McMurry.....	Abilene, Texas.....	L.....	35-40
J27	Okla. Panhandle State...	Canyon, Texas.....	W.....	44-25
J28	Okla. Panhandle State...	Canyon, Texas.....	W.....	37-25
F3	Oklahoma City.....	Canyon, Texas.....	W.....	38-24
F4	Oklahoma City.....	Canyon, Texas.....	W.....	37-23
F10	Texas Wesleyan.....	Canyon, Texas.....	W.....	43-22
F11	Texas Wesleyan.....	Canyon, Texas.....	W.....	36-29
F24	Hardin-Simmons.....	Canyon, Texas.....	W.....	43-42
F25	Hardin-Simmons.....	Canyon, Texas.....	W.....	37-31

AAU National Tournament

M16	Arkansas State Teachers..	Denver, Colo.....	L.....	37-50
-----	---------------------------	-------------------	--------	-------

1936-37 [15-17]

D17	Colo. School of Mines....	Canyon, Texas.....	W.....	53-37
D18	Colo. School of Mines....	Canyon, Texas.....	W.....	56-26
D30	Central Oklahoma.....	Oklahoma City, Okla.....	L.....	31-35
D31	SW Oklahoma State.....	Oklahoma City, Okla.....	W.....	34-23
J1	Oklahoma Baptist.....	Oklahoma City, Okla.....	L.....	31-33
J2	NW Oklahoma State.....	Oklahoma City, Okla.....	L.....	31-37
J8	Tex. A&M-Commerce.....	Commerce, Texas.....	L.....	21-35
J9	Tex. A&M-Commerce.....	Commerce, Texas.....	W.....	39-35
J11	Stephen F. Austin.....	Nacogdoches, Texas.....	L.....	18-35
J12	Stephen F. Austin.....	Nacogdoches, Texas.....	L.....	24-34
J13	Sam Houston State.....	Huntsville, Texas.....	L.....	31-35
J18	Howard Payne.....	Canyon, Texas.....	W.....	30-22
J19	Howard Payne.....	Canyon, Texas.....	W.....	44-26
J21	Oklahoma City.....	Oklahoma City, Okla.....	L.....	28-32
J22	Oklahoma City.....	Oklahoma City, Okla.....	L.....	34-37
J25	Okla. Panhandle State...	Canyon, Texas.....	W.....	40-29
J26	Okla. Panhandle State...	Canyon, Texas.....	W.....	29-25
F1	Hardin-Simmons.....	Canyon, Texas.....	L.....	24-26
F2	Hardin-Simmons.....	Canyon, Texas.....	L.....	28-33
F17	Sul Ross State.....	Alpine, Texas.....	L.....	34-37
F18	Sul Ross State.....	Alpine, Texas.....	L.....	33-34
F20	Hardin-Simmons.....	Abilene, Texas.....	L.....	12-24
F21	Hardin-Simmons.....	Abilene, Texas.....	L.....	21-23
F22	Daniel Baker.....	Canyon, Texas.....	W.....	40-29
F23	Daniel Baker.....	Canyon, Texas.....	W.....	42-19
M4	Okla. Panhandle State...	Canyon, Texas.....	W.....	39-25
M5	Okla. Panhandle State...	Canyon, Texas.....	W.....	43-31
M8	SW Oklahoma State.....	Canyon, Texas.....	L.....	29-31
M11	Colo. School of Mines....	Golden, Colo.....	W.....	42-26
M12	Colo. School of Mines....	Golden, Colo.....	W.....	42-36

AAU National Tournament

M14	Adams State.....	Kansas City, Mo.....	W.....	62-24
M15	Long Island.....	Kansas City, Mo.....	L.....	30-38

1937-38 [26-6]

D6	Okla. Panhandle State...	Canyon, Texas.....	W.....	39-21
D7	Okla. Panhandle State...	Canyon, Texas.....	W.....	44-39
D16	Colo. School of Mines....	Canyon, Texas.....	W.....	49-27
D17	Colo. School of Mines....	Canyon, Texas.....	W.....	41-24
D18	Colo. School of Mines....	Canyon, Texas.....	W.....	51-27
D20	SW Oklahoma State.....	Shamrock, Texas.....	W.....	57-32
D27	Stephen F. Austin.....	Oklahoma City, Okla.....	W.....	44-35
D27	Central Missouri.....	Oklahoma City, Okla.....	L.....	26-50
D28	NW Oklahoma State.....	Oklahoma City, Okla.....	L.....	40-43
D29	Okla. Panhandle State...	Oklahoma City, Okla.....	L.....	29-33
D30	NW Oklahoma State.....	Oklahoma City, Okla.....	W.....	38-35
J3	Tex. A&M-Commerce.....	Commerce, Texas.....	L.....	31-39
J4	Tex. A&M-Commerce.....	Commerce, Texas.....	W.....	37-34
J5	North Texas.....	Denton, Texas.....	W.....	36-32
J10	Daniel Baker.....	Canyon, Texas.....	W.....	59-23
J11	Daniel Baker.....	Canyon, Texas.....	W.....	46-36
J17	Howard Payne.....	Canyon, Texas.....	W.....	51-39
J18	Howard Payne.....	Canyon, Texas.....	W.....	61-37
J31	Hardin-Simmons.....	Abilene, Texas.....	W.....	26-21
F1	Hardin-Simmons.....	Abilene, Texas.....	W.....	26-21
F7	Oklahoma City.....	Canyon, Texas.....	W.....	56-49
F8	Oklahoma City.....	Canyon, Texas.....	W.....	44-37
F14	Sul Ross State.....	Canyon, Texas.....	W.....	49-38
F15	Sul Ross State.....	Canyon, Texas.....	W.....	54-47
F17	Okla. Panhandle State...	Goodwell, Okla.....	W.....	39-35
F22	St. Mary's.....	San Antonio, Texas.....	W.....	38-33
F23	St. Mary's.....	San Antonio, Texas.....	W.....	59-27
F28	Hardin-Simmons.....	Canyon, Texas.....	W.....	38-14
M1	Hardin-Simmons.....	Canyon, Texas.....	W.....	25-24

NAIB National Tournament

M7	Westminster (Mo.).....	Kansas City, Mo.....	W.....	35-34
M8	Roanoke.....	Kansas City, Mo.....	L.....	34-38

AAU National Tournament

M14	Colorado College.....	Denver, Colo.....	L.....	45-55
-----	-----------------------	-------------------	--------	-------

1938-39 [21-9]

D5	SW Oklahoma State.....	Weatherford, Okla.....	L.....	45-46
D15	Colorado Mines.....	Denver, Colo.....	W.....	48-41
D16	Colorado Mines.....	Golden, Colo.....	W.....	51-39
D26	Tulsa.....	Oklahoma City, Okla.....	L.....	32-39
D27	Texas Wesleyan.....	Oklahoma City, Okla.....	L.....	29-38
D28	Tex. A&M-Commerce.....	Oklahoma City, Okla.....	W.....	58-51
D29	Phillips.....	Oklahoma City, Okla.....	W.....	27-26
D30	NW Oklahoma State.....	Oklahoma City, Okla.....	W.....	32-23
J16	St. Mary's.....	Canyon, Texas.....	W.....	59-32
J17	St. Mary's.....	Canyon, Texas.....	W.....	44-24
J20	Oklahoma City.....	Oklahoma City, Okla.....	W.....	33-23
J21	Oklahoma City.....	Oklahoma City, Okla.....	W.....	42-32
J25	SW Oklahoma State.....	Canyon, Texas.....	W.....	46-31
J30	Hardin-Simmons.....	Abilene, Texas.....	W.....	45-30
J31	Hardin-Simmons.....	Abilene, Texas.....	W.....	38-28
F3	St. Mary's.....	San Antonio, Texas.....	L.....	40-47
F4	St. Mary's.....	San Antonio, Texas.....	W.....	40-32
F5	Tex. A&M-Kingsville.....	Kingsville, Texas.....	L.....	32-34
F6	Tex. A&M-Kingsville.....	Kingsville, Texas.....	W.....	52-18
F10	Oklahoma City.....	Canyon, Texas.....	L.....	36-41
F11	Oklahoma City.....	Canyon, Texas.....	W.....	47-30
F15	McMurry.....	Canyon, Texas.....	W.....	65-34
F20	Tex. A&M-Commerce.....	Commerce, Texas.....	W.....	45-35

F21	Tex. A&M-Commerce.....	Commerce, Texas.....	L.....	38-44
F28	Western New Mexico.....	El Paso, Texas.....	W.....	57-49
M1	Chihuahua Teachers.....	El Paso, Texas.....	W.....	80-58
M2	Central Missouri.....	El Paso, Texas.....	L.....	34-43
M6	Hardin-Simmons.....	Canyon, Texas.....	W.....	61-30
M7	Hardin-Simmons.....	Canyon, Texas.....	W.....	56-26

NAIB National Tournament

M14	Dakota Wesleyan.....	Kansas City, Mo.....	L.....	38-41
-----	----------------------	----------------------	--------	-------

1939-40 [26-8] | ALAMO [6-0]

D11	Western New Mexico.....	Canyon, Texas.....	L.....	26-29
D12	Western New Mexico.....	Canyon, Texas.....	L.....	35-36
D19	Drake.....	Canyon, Texas.....	W.....	71-60
D20	Drake.....	Canyon, Texas.....	L.....	33-38
D27	Arkansas.....	Oklahoma City, Okla.....	L.....	43-48
D28	Phillips.....	Oklahoma City, Okla.....	L.....	35-38
D29	Arizona.....	Oklahoma City, Okla.....	W.....	52-43
D31	Tulsa.....	Oklahoma City, Okla.....	W.....	42-30
J4	McMurry.....	Canyon, Texas.....	W.....	65-32
J5	McMurry.....	Canyon, Texas.....	W.....	72-35
J10	Abilene Christian.....	Canyon, Texas.....	W.....	56-35
J11	Abilene Christian.....	Canyon, Texas.....	W.....	43-35
J15	Hardin-Simmons.....	Abilene, Texas.....	W.....	49-25
J16	Hardin-Simmons.....	Abilene, Texas.....	L.....	25-32 (ot)
J19	Daniel Baker.....	Canyon, Texas.....	W.....	79-19
J20	Daniel Baker.....	Canyon, Texas.....	W.....	78-47
F5	Tex. A&M-Kingsville.....	Canyon, Texas.....	W.....	67-20
F6	Tex. A&M-Kingsville.....	Canyon, Texas.....	W.....	62-28
F7	St. Mary's.....	San Antonio, Texas.....	W.....	69-36
F8	St. Mary's.....	San Antonio, Texas.....	W.....	69-37
F16	St. Mary's.....	Canyon, Texas.....	W.....	74-43
F17	St. Mary's.....	Canyon, Texas.....	W.....	44-41
F19	Hardin-Simmons.....	Canyon, Texas.....	W.....	75-39
F20	Hardin-Simmons.....	Canyon, Texas.....	W.....	73-35
F23	Western New Mexico.....	Silver City, N.M.....	W.....	42-41
F24	Western New Mexico.....	Silver City, N.M.....	L.....	48-49
F26	New Mexico Highlands..	El Paso, Texas.....	W.....	70-61
F27	Peru State.....	El Paso, Texas.....	W.....	81-63
F28	Western New Mexico.....	El Paso, Texas.....	W.....	63-49
F29	Stephen F. State.....	El Paso, Texas.....	W.....	54-50
M1	Chihuahua State.....	Canyon, Texas.....	W.....	66-57
M2	Chihuahua State.....	Canyon, Texas.....	W.....	45-40

NAIB National Tournament

M11	Northern State.....	Kansas City, Mo.....	W.....	60-52
M13	Tarkio College.....	Kansas City, Mo.....	L.....	49-50

1940-41 [29-6] | ALAMO [8-0]

D6	SMU.....	Childress, Texas.....	L.....	32-34
D7	SMU.....	Childress, Texas.....	W.....	46-36
D9	Baker.....	Baldwin City, Kan.....	W.....	59-50
D11	South Dakota.....	Vermillion, S.D.....	W.....	67-42
D12	Omaha.....	Omaha, Neb.....	W.....	53-35
D14	Morningside.....	Sioux City, Iowa.....	W.....	52-41
D16	Drake.....	Des Moines, Iowa.....	L.....	48-51
D17	Drake.....	Des Moines, Iowa.....	W.....	50-49
D18	Simpson.....	Indianola, Iowa.....	L.....	48-65
D19	Peru State.....	Peru, Neb.....	W.....	67-42
D20	Tarkio.....	Tarkio, Mo.....	W.....	53-45
D26	Tulsa.....	Oklahoma City, Okla.....	W.....	61-42
D27	SE Oklahoma State.....	Oklahoma City, Okla.....	W.....	44-28
D28	Texas.....</			

D29	Pittsburg State	Oklahoma City, Okla.	W	57-55
D30	Oklahoma State	Oklahoma City, Okla.	W	37-31
J6	Bradley	Peoria, Ill.	L	49-52
J8	Evansville	Evansville, Ind.	W	64-45
J10	DePaul	Chicago, Ill.	W	60-43
J14	New Mexico	Canyon, Texas	W	67-44
J15	New Mexico State	Canyon, Texas	W	78-37
J24	Buffalo State	Buffalo, N.Y.	W	105-42
J28	Long Island	New York City, N.Y.	L	56-68 (ot)
J31	St. Joseph's	Philadelphia, Pa.	W	59-56
F6	Hardin-Simmons	Canyon, Texas	W	87-30
F12	Texas Tech	Canyon, Texas	W	63-49
F14	Hardin-Simmons	Canyon, Texas	W	108-45
F17	Northern Arizona	Canyon, Texas	W	93-42
F19	Arizona State	Canyon, Texas	W	87-39
F20	Arizona	Canyon, Texas	W	66-59
F23	New Mexico	Albuquerque, N.M.	W	75-45
F24	New Mexico State	Las Cruces, N.M.	W	81-47
F25	UTEP	El Paso, Texas	W	88-65
M2	Texas Tech	Lubbock, Texas	W	50-39
National Invitational Tournament				
M17	Creighton	New York City, N.Y.	L	58-59

1942-43 [15-7] | BIAA [8-0]

D17	Texas Wesleyan	Canyon, Texas	W	52-49
D18	Texas Wesleyan	Canyon, Texas	L	57-61
D28	TCU	Oklahoma City, Okla.	L	42-45
D29	Baylor	Oklahoma City, Okla.	L	47-51
D30	Missouri State	Oklahoma City, Okla.	W	55-51
J8	Hardin-Simmons	Canyon, Texas	W	59-38
J9	Hardin-Simmons	Canyon, Texas	W	68-40
J11	New Mexico	Albuquerque, N.M.	W	60-45
J12	New Mexico	Albuquerque, N.M.	W	57-46
J15	Texas Tech	Canyon, Texas	W	78-61
J16	Texas Tech	Canyon, Texas	W	50-43
J23	Canisius	Buffalo, N.Y.	L	41-52
J28	Long Island	New York City, N.Y.	L	53-69
J30	St. Joseph's	Philadelphia, Pa.	L	52-65
F5	New Mexico	Canyon, Texas	W	48-37
F6	New Mexico	Canyon, Texas	W	45-38
F12	Texas Tech	Lubbock, Texas	W	52-49
F13	Texas Tech	Lubbock, Texas	W	53-47

Border Conference Tournament

F17	Northern Arizona	Albuquerque, N.M.	W	60-44
F18	UTEP	Albuquerque, N.M.	W	67-56
F19	Texas Tech	Albuquerque, N.M.	W	44-40
F20	Arizona	Albuquerque, N.M.	L	39-47

1943-44

Did Not Play

1944-45 [16-10] | BIAA [5-3]

D4	Hardin-Simmons	Abilene, Texas	W	54-24
D5	Hardin-Simmons	Abilene, Texas	W	44-20
D6	Lubbock Air Base	Lubbock, Texas	L	40-58
D16	Amarillo Air Bas	Amarillo, Texas	L	37-49
D18	Lubbock Air Base	Canyon, Texas	L	60-64
D27	Rice	Oklahoma City, Okla.	L	44-60
D28	Baylor	Oklahoma City, Okla.	W	51-40
D29	Denver	Oklahoma City, Okla.	W	44-35
J3	Hardin-Simmons	Canyon, Texas	W	68-33
J4	Hardin-Simmons	Canyon, Texas	W	67-22
J5	New Mexico	Albuquerque, N.M.	L	53-54
J6	New Mexico	Albuquerque, N.M.	L	34-37
J13	Eastern New Mexico	Portales, N.M.	W	62-45
J19	Clovis Air Base	Canyon, Texas	W	63-41
J20	Amarillo Air Base	Canyon, Texas	L	45-46
J27	Clovis Air Base	Clovis, N.M.	W	36-32
J30	Texas Tech	Canyon, Texas	W	66-38
J31	Texas Tech	Canyon, Texas	W	55-43
F6	Amarillo Air Base	Amarillo, Texas	L	43-49
F10	Eastern New Mexico	Canyon, Texas	W	84-43
F16	UTEP	Canyon, Texas	W	68-51
F17	UTEP	Canyon, Texas	W	44-42
F23	Texas Tech	Lubbock, Texas	W	61-51
F24	Texas Tech	Lubbock, Texas	L	43-48

NAIB Invitational Tournament

M13	Wichita State	Kansas City, Mo.	W	54-43
M15	Pepperdine	Kansas City, Mo.	L	45-52

1945-46 [19-8] | BIAA [9-3]

N30	Hereford Guards	Canyon, Texas	W	76-36
D8	Sheppard Air Base	Canyon, Texas	L	42-56
D14	Amarillo Air Base	Amarillo, Texas	L	46-50
D15	Amarillo Air Base	Canyon, Texas	W	71-48
D21	Loyola (La.)	Canyon, Texas	W	60-47
D22	Valparaiso	Canyon, Texas	L	34-51
D29	Pepperdine	Canyon, Texas	L	49-60
J4	New Mexico	Canyon, Texas	W	59-42
J5	New Mexico Tech	Canyon, Texas	W	55-51
J8	Texas Tech	Lubbock, Texas	W	48-43
J11	Abilene Christian	Canyon, Texas	W	58-37
J18	New Mexico	Albuquerque, N.M.	L	36-40
J19	New Mexico	Albuquerque, N.M.	W	47-34

J30	Eastern New Mexico	Portales, N.M.	W	71-24
F2	Texas Tech	Canyon, Texas	W	45-44
F5	Texas Tech	Lubbock, Texas	L	40-48
F8	Hardin-Simmons	Canyon, Texas	W	73-45
F9	Hardin-Simmons	Canyon, Texas	W	69-39
F15	Hardin-Simmons	Abilene, Texas	W	58-31
F16	Hardin-Simmons	Abilene, Texas	W	49-39
F19	Texas Tech	Canyon, Texas	W	50-42
F23	Eastern New Mexico	Canyon, Texas	W	71-35

Border Conference Tournament

M1	New Mexico	Albuquerque, N.M.	W	46-38
M2	Arizona	Albuquerque, N.M.	L	37-44

Texas Representative Playoff

M8	Southwestern	Canyon, Texas	W	50-44
----	--------------	---------------	---	-------

NAIB National Tournament

M11	UW-Eau Claire	Kansas City, Mo.	W	71-47
M13	Nevada	Kansas City, Mo.	L	46-60

1946-47 [13-11] | BIAA [8-8]

D2	Abilene Christian	Midland, Texas	W	46-45
D6	Texas Wesleyan	Canyon, Texas	L	38-45
D7	Texas Wesleyan	Canyon, Texas	L	68-72
D12	Arizona	Tucson, Ariz.	L	43-54
D13	Arizona State	Tempe, Ariz.	L	35-36
D14	Northern Arizona	Flagstaff, Ariz.	L	36-41
D31	College of Emporia	Emporia, Kan.	W	56-52
J1	Dakota Wesleyan	Emporia, Kan.	W	52-44
J2	Emporia State	Emporia, Kan.	W	70-31
J8	Northern Arizona	Canyon, Texas	L	44-45
J9	Arizona State	Canyon, Texas	W	56-39
J14	Hardin-Simmons	Canyon, Texas	W	57-31
J18	Loyola (La.)	New Orleans, La.	L	47-54
J22	Furman	Miami, Fla.	W	45-43
F3	Texas Tech	Canyon, Texas	W	41-36
F6	UTEP	Canyon, Texas	W	62-38
F7	Hardin-Simmons	Abilene, Texas	L	50-52
F12	UTEP	El Paso, Texas	L	46-56
F13	New Mexico State	Las Cruces, N.M.	W	63-51
F14	New Mexico	Canyon, Texas	L	47-51
F22	Arizona	Canyon, Texas	W	62-57
F25	Texas Tech	Lubbock, Texas	L	41-57
F28	New Mexico State	Canyon, Texas	W	63-55
M1	New Mexico	Canyon, Texas	W	62-54

1947-48 [11-14] | BIAA [7-9]

D1	NW Oklahoma State	Canyon, Texas	W	70-44
D5	Morehead State		W	62-53
D6	Morehead State		W	54-52
D8	Indiana State	Terre Haute, Ind.	L	50-71
D9	Bradley	Peoria, Ill.	L	51-61
D16	New Mexico	Canyon, Texas	W	69-54
D17	New Mexico State	Canyon, Texas	W	59-49
D19	Midwestern State	Canyon, Texas	W	51-48
D27	Marshall	Los Angeles, Calif.	L	55-56
D27	Pepperdine	Los Angeles, Calif.	L	47-59
D29	Santa Barbara	Los Angeles, Calif.	L	30-45
J6	Hardin-Simmons	Abilene, Texas	L	38-41
J8	Arizona	Canyon, Texas	L	69-72 (ot)
J15	Arizona	Tucson, Ariz.	L	51-67
J16	Arizona State	Tempe, Ariz.	L	48-63
J17	Northern Arizona	Flagstaff, Ariz.	L	42-50
F3	Hardin-Simmons	Canyon, Texas	W	51-39
F5	UTEP	Canyon, Texas	W	65-52
F11	Arizona State	Canyon, Texas	W	45-39
F12	Northern Arizona	Canyon, Texas	W	46-36
F19	New Mexico	Albuquerque, N.M.	L	47-48
F20	New Mexico State	Las Cruces, N.M.	L	50-56
F21	UTEP	El Paso, Texas	W	58-55
F24	Texas Tech	Lubbock, Texas	L	36-48
M1	Texas Tech	Canyon, Texas	L	46-67

1948-49 [16-7] | BIAA [7-7]

D2	Midwestern State	Canyon, Texas	W	71-42
D10	New Mexico	Tucumcari, N.M.	W	56-42
D13	Northern Arizona	Canyon, Texas	W	56-43
D16	Arizona State	Canyon, Texas	W	63-44
D17	North Texas	Canyon, Texas	W	66-52
D23	Marshall	Canyon, Texas	W	66-47
D28	NE Oklahoma State	Enid, Okla.	W	78-69
D29	Northwestern State	Enid, Okla.	W	51-42
D30	Northwest Missouri State	Enid, Okla.	W	58-43
J4	UTEP	El Paso, Texas	L	43-44
J5	New Mexico State	Las Cruces, N.M.	W	58-43
J7	New Mexico	Albuquerque, N.M.	L	50-52
J10	UTEP	Canyon, Texas	W	60-41
J14	Texas Tech	Canyon, Texas	L	39-53
F1	Northern Arizona	Flagstaff, Ariz.	W	52-49
F2	Arizona State	Tempe, Ariz.	L	40-50
F3	Arizona	Tucson, Ariz.	L	59-61
F7	Hardin-Simmons	Canyon, Texas	W	61-50
F10	Arizona	Canyon, Texas	W	52-46
F16	New Mexico State	Canyon, Texas	W	43-38
F19	New Mexico	Canyon, Texas	W	60-48
F23	Texas Tech	Lubbock, Texas	L	61-70
F28	Hardin-Simmons	Abilene, Texas	L	45-71

1949-50 [19-10] | BIAA [9-7]

Texas Tech	Lubbock, Texas	W	67-45	
D2	McMurry	Canyon, Texas	W	74-30
D6	Wichita State	Wichita, Kan.	L	61-67
D12	Trinity	San Antonio, Texas	W	65-45
D13	Texas	Austin, Texas	W	46-42
D14	North Texas	Denton, Texas	W	55-51
D16	Regis	Kansas City, Mo.	L	51-64
D17	Baldwin-Wallace	Kansas City, Mo.	W	64-56
D30	UTEP	El Paso, Texas	L	52-54 (ot)
D31	New Mexico	El Paso, Texas	W	63-46
J5	Pepperdine	Canyon, Texas	W	58-45
J10	Texas Tech	Lubbock, Texas	W	60-43
J11	Hardin-Simmons	Canyon, Texas	W	68-50
J12	New Mexico	Canyon, Texas	W	37-33
J19	Northern Arizona	Flagstaff, Ariz.	L	37-44
J19	Arizona State	Tempe, Ariz.	L	63-68
J20	Arizona	Tucson, Ariz.	L	59-67
F2	Hardin-Simmons	Abilene, Texas	L	47-53
F8	Northern Arizona	Canyon, Texas	W	58-46
F11	Arizona State	Canyon, Texas	L	54-61
F16	New Mexico	Albuquerque, N.M.	W	70-61
F17	New Mexico State	Las Cruces, N.M.	L	49-50
F18	UTEP	Austin, Texas	W	72-49
F22	New Mexico State	Canyon, Texas	W	70-55
F28	UTEP	Canyon, Texas	W	88-61
M1	#12 Arizona	Canyon, Texas	W	61-42
M4	Texas Tech	Lubbock, Texas	W	47-43

Texas Representative Playoff

M7	Texas Wesleyan	Canyon, Texas	W	74-55
----	----------------	---------------	---	-------

NAIB National Tournament

M10	Tex. A&M-Commerce	Kansas City, Mo.	L	53-56
-----	-------------------	------------------	---	-------

1950-51 [14-12] | BIAA [9-7]

N16	Dowell's Saratoga	Canyon, Texas	W	53-45
N24	Dowell's Saratoga	Canyon, Texas	W	45-44
N27	SE Oklahoma State	McLean, Texas	W	72-47
D1	Kentucky	Lexington, Ken.	L	42-73
D4	Oklahoma State	Canyon, Texas	L	32-63
D12	Western Kentucky	Bowling Green, Ken.	L	46-79
D14	Pepperdine	Huntington, W.V.	W	70-60
D15	Murray State	Huntington, W.V.	L	44-52
D16	Cincinnati	Cincinnati, Ohio	L	41-64
D30	Regis	Canyon, Texas	W	72-67
J3	New Mexico State	Canyon, Texas	W	72-54
J6	New Mexico	Canyon, Texas	W	69-47
J11	Arizona	Canyon, Texas	L	53-59
J16	Texas Tech	Canyon, Texas	L	55-56
J29	Hardin-Simmons	Canyon, Texas	W	48-47
F2	#15 Arizona	Tucson, Ariz.	L	48-74
F3	Arizona State	Tempe, Ariz.	W	62-57
F5	Northern Arizona	Flagstaff, Ariz.	W	62-57
F13	Arizona State	Canyon, Texas	W	89-62
F15	Northern Arizona	Canyon, Texas	W	72-38
F19	Texas Tech	Lubbock, Texas	L	61-65
F21	UTEP	Canyon, Texas	W	81-59
F23	Hardin-Simmons	Abilene, Texas	L	47-49
F27	New Mexico	Albuquerque, N.M.	L	54-65
F28	New Mexico State	Las Cruces, N.M.	L	58-64
M1	UTEP	El Paso, Texas	W	66-62

1951-52 [19-8] | BIAA [12-2]

N30	Amarillo Air Bas	Canyon, Texas	W	67-51
D5	New Mexico	Canyon, Texas	W	69-49
D10	New Mexico	Albuquerque, N.M.	W	63-43
D11	Arizona State	Canyon, Texas	L	50-59
D13	Cal State-LA	Los Angeles, Calif.	L	50-59
D14	Pepperdine	Los Angeles, Calif.	L	59-64
D15	UCLA	Los Angeles, Calif.	L	57-64
D29	New Mexico State	El Paso, Texas	L	57-72
D31	UTEP	El Paso, Texas	W	71-51
J5	Northern Arizona	Canyon, Texas	W	98-41
J9	New Mexico State	Canyon, Texas	W	49-35
J12	UTEP	Canyon, Texas	W	69-48
J21	Hardin-Simmons	Abilene, Texas	W	60-54
J24	Texas Tech	Canyon, Texas	W	66-57
J28	UTEP	El Paso, Texas	W	60-52
J29	New Mexico State	Las Cruces, N.M.	L	44-49
F7	Arizona	Tucson, Ariz.	W	59-57
F8	Arizona State	Tempe, Ariz.	W	70-69
F9	Northern Arizona	Flagstaff		

1952-53 [8-13] | BIAA [5-9]

D1	New Mexico	Albuquerque, N.M.	L	46-62
D2	New Mexico	Albuquerque, N.M.	L	53-64
D6	McMurry	Canyon, Texas	W	90-72
D11	Seton Hall	New York City, N.Y.	L	46-69
D13	Saint Joseph's	Philadelphia, Pa.	L	46-70
D29	Pepperdine	Canyon, Texas	W	85-75
D30	New Mexico	Canyon, Texas	W	77-75
J7	Northern Arizona	Canyon, Texas	W	68-51
J10	Arizona State	Canyon, Texas	W	64-59
J17	Hardin-Simmons	Abilene, Texas	L	61-64
J24	Hardin-Simmons	Canyon, Texas	W	68-54
J31	Texas Tech	Canyon, Texas	L	68-79
F3	New Mexico State	Las Cruces, N.M.	L	61-67
F4	UTEP	El Paso, Texas	L	57-59
F11	UTEP	Canyon, Texas	W	71-62
F14	New Mexico State	Canyon, Texas	W	73-67
F18	Arizona	Canyon, Texas	L	51-61
F20	Texas Tech	Lubbock, Texas	L	63-79
F27	Northern Arizona	Flagstaff, Ariz.	L	68-72
F28	Arizona State	Tempe, Ariz.	L	56-60
M2	Arizona	Tuscon, Ariz.	L	51-65

1953-54 [13-7] | BIAA [9-3]

D1	Northern Arizona	Flagstaff, Ariz.	W	71-63
D4	Pepperdine	Malibu, Calif.	L	72-97
D5	UCLA	Los Angeles, Calif.	L	48-79
D7	Loyola Marymount	Los Angeles, Calif.	L	52-70
D19	Eastern New Mexico	Canyon, Texas	W	69-50
D28	Missouri State	Canyon, Texas	W	68-58
D29	Texas Tech	Canyon, Texas	L	61-62
J8	New Mexico State	Las Cruces, N.M.	W	54-48
J9	UTEP	El Paso, Texas	W	60-52
J12	Hardin-Simmons	Canyon, Texas	W	64-62
J18	New Mexico State	Canyon, Texas	W	67-60
J26	Midwestern State	Canyon, Texas	W	96-83
F2	Texas Tech	Canyon, Texas	W	80-71 (ot)
F5	UTEP	Canyon, Texas	W	90-53
F12	Arizona	Tuscon, Ariz.	L	52-61
F13	Arizona State	Tempe, Ariz.	L	77-79
F18	Arizona State	Canyon, Texas	W	104-76
F20	Arizona	Canyon, Texas	W	79-77
F27	Hardin-Simmons	Abilene, Texas	W	70-64
M2	Texas Tech	Lubbock, Texas	L	71-84

1954-55 [15-7] | BIAA [9-3]

D1	North Texas	Canyon, Texas	W	100-71
D3	Beloit	Beloit, Wis.	L	69-71 (4ot)
D4	Wheaton	Wheaton, Ill.	W	100-81
D6	Wisconsin-Eau Claire	Eau Claire, Wis.	L	73-85
D7	Gustavus Adolphus	St. Peter, Minn.	W	83-65
D8	Hamline	St. Paul, Minn.	W	67-64
D15	North Texas	Denton, Texas	L	55-56 (ot)
D21	Texas A&M	Canyon, Texas	W	82-57
D22	Hardin-Simmons	Canyon, Texas	W	67-54
J6	New Mexico State	Canyon, Texas	W	87-55
J8	UTEP	Canyon, Texas	W	92-84
J14	Arizona State	Tempe, Ariz.	W	82-70
J15	Arizona	Tuscon, Ariz.	L	72-73
J22	Hardin-Simmons	Canyon, Texas	W	78-62
J28	Texas Tech	Canyon, Texas	W	87-78
F4	Arizona State	Canyon, Texas	W	97-72
F5	Arizona	Canyon, Texas	W	82-66
F12	Tech Tech	Lubbock, Texas	L	91-98
F18	New Mexico State	Las Cruces, N.M.	W	80-61
F19	UTEP	El Paso, Texas	L	76-78 (ot)
F25	Hardin-Simmons	Abilene, Texas	W	75-67

NCAA Tournament (West Region)

M8	#1 San Francisco	San Francisco, Calif.	L	66-89
----	------------------	-----------------------	---	-------

1955-56 [12-10] | BIAA [6-6]

D1	Texas	Austin, Texas	L	72-85
D3	Centenary	Shreveport, La.	W	92-85
D5	Southern Mississippi	Hattiesburg, Miss.	L	58-61
D15	Oklahoma Baptist	Canyon, Texas	W	77-64
D19	New Mexico	Canyon, Texas	W	88-80
D20	Murray State	Canyon, Texas	L	76-101
D27	Arkansas State	Portales, N.M.	W	98-66
D28	Eastern New Mexico	Portales, N.M.	W	106-83
D29	Southeast Missouri State	Portales, N.M.	W	86-68
J4	Texas Tech	Canyon, Texas	W	72-71
J10	Hardin-Simmons	Canyon, Texas	W	85-76
J13	Arizona	Tuscon, Ariz.	L	64-69
J14	Arizona State	Tempe, Ariz.	W	90-88
J30	Texas	Canyon, Texas	L	79-86
F2	Arizona State	Canyon, Texas	W	100-93
F4	Arizona	Canyon, Texas	L	76-78
F10	Texas Tech	Lubbock, Texas	L	76-101
F17	UTEP	El Paso, Texas	L	71-83
F18	New Mexico State	Las Cruces, N.M.	L	51-66
F23	Hardin-Simmons	Abilene, Texas	W	62-59
F28	UTEP	Canyon, Texas	W	80-79
M1	New Mexico State	Canyon, Texas	L	62-66

1956-57 [6-14] | BIAA [3-7]

D1	McNeese State	Canyon, Texas	W	61-50
D4	Middle Tennessee State	Murfreesboro, Tenn.	L	78-96
D5	Tennessee Tech	Cookeville, Tenn.	L	76-83
D7	Murray State	Murray, Ken.	L	65-74
D8	Murray State	Murray, Ken.	L	66-88
D15	Centenary	Shreveport, La.	W	78-75
D28	North Texas	Canyon, Texas	W	75-62
D29	New Mexico	Canyon, Texas	L	78-88 (ot)
J7	UTEP	El Paso, Texas	L	50-61
J8	New Mexico State	Las Cruces, N.M.	L	56-61
J14	Arizona State	Canyon, Texas	W	83-82
J19	Hardin-Simmons	Abilene, Texas	L	67-84
J26	Texas Tech	Canyon, Texas	L	68-84
F2	Hardin-Simmons	Canyon, Texas	L	51-55
F8	Arizona	Tuscon, Ariz.	L	67-77
F9	Arizona State	Tempe, Ariz.	L	82-94
F15	UTEP	Canyon, Texas	L	73-83
F26	Arizona	Canyon, Texas	W	71-67
F28	Texas Tech	Lubbock, Texas	L	59-63
M5	New Mexico State	Canyon, Texas	W	76-60

1957-58 [3-15] | BIAA [2-8]

D4	Pepperdine	Malibu, Calif.	L	74-83
D5	Santa Clara	Santa Clara, Calif.	L	46-58
D7	#6 San Francisco	San Francisco, Calif.	L	45-73
D11	Texas Tech	Lubbock, Texas	L	73-95
D16	Middle Tennessee State	Canyon, Texas	L	85-88
D21	Santa Clara	Canyon, Texas	W	74-72 (ot)
D26	Northwestern State	Shreveport, La.	L	66-69
D27	The Citadel	Shreveport, La.	L	71-79
J7	Hardin-Simmons	Abilene, Texas	L	57-62
J11	UTEP	Canyon, Texas	L	73-82
J13	New Mexico State	Canyon, Texas	L	72-73
J25	Arizona	Tuscon, Ariz.	W	72-62
J27	Arizona State	Tempe, Ariz.	L	80-88
F1	Arizona	Canyon, Texas	W	80-49
F14	Arizona State	Canyon, Texas	L	71-101
F18	Hardin-Simmons	Canyon, Texas	L	57-59
F22	New Mexico State	Las Cruces, N.M.	L	59-90
F24	UTEP	El Paso, Texas	L	67-78 (ot)

1958-59 [6-16] | BIAA [5-5]

D1	Texas Tech	Lubbock, Texas	L	67-93
D5	Midwestern State	Wichita Falls, Texas	L	68-71
D8	Utah	Salt Lake City, Utah	L	68-93
D10	Utah State	Logan, Utah	L	61-69
D12	Idaho State	Pocatello, Idaho	L	42-79
D13	Idaho State	Pocatello, Idaho	L	59-63
D16	Centenary	Canyon, Texas	L	63-72
J7	Oklahoma City	Oklahoma City, Okla.	L	63-90
J10	Arizona	Canyon, Texas	W	90-76
J12	Arizona State	Canyon, Texas	W	103-98
J16	New Mexico State	Las Cruces, N.M.	L	57-81
J17	UTEP	El Paso, Texas	L	62-79
J31	McMurry	Canyon, Texas	L	66-73
F3	#13 Oklahoma City	Canyon, Texas	L	64-77
F7	Hardin-Simmons	Canyon, Texas	W	80-66
F9	Abilene Christian	Canyon, Texas	L	68-91
F14	Arizona State	Tempe, Ariz.	L	70-75
F16	Arizona	Tuscon, Ariz.	W	84-78
F21	Hardin-Simmons	Abilene, Texas	L	63-92
F23	Midwestern State	Wichita Falls, Texas	W	88-82
F28	UTEP	Canyon, Texas	L	58-67
M2	New Mexico State	Canyon, Texas	W	83-75

1959-60 [11-9] | BIAA [7-3]

D1	North Texas	Denton, Texas	L	72-78
D2	Houston	Houston, Texas	L	60-105
D3	Midwestern State	Wichita Falls, Texas	W	75-67
D9	Midwestern State	Canyon, Texas	W	74-67
D10	Abilene Christian	Canyon, Texas	L	66-79
D14	Eastern New Mexico	Canyon, Texas	W	95-70
D18	North Texas	Canyon, Texas	L	69-78
D30	Taylor	Canyon, Texas	W	76-62
J8	Hardin-Simmons	Abilene, Texas	W	102-84
J9	Abilene Christian	Abilene, Texas	L	83-97
J13	Oklahoma City	Oklahoma City, Okla.	L	84-97
J30	Arizona State	Canyon, Texas	W	87-84
F1	Arizona	Canyon, Texas	W	80-68
F6	Arizona State	Tempe, Ariz.	L	85-104
F8	Arizona	Tuscon, Ariz.	L	86-77
F11	UTEP	El Paso, Texas	W	76-62
F13	New Mexico State	Las Cruces, N.M.	W	66-65
F20	UTEP	Canyon, Texas	W	72-59
F22	New Mexico State	Canyon, Texas	L	59-92
F27	Hardin-Simmons	Canyon, Texas	W	85-81

1960-61 [7-16] | BIAA [1-9]

D3	Midwestern State	Canyon, Texas	L	66-83
D9	Abilene Christian	Abilene, Texas	W	61-57
D10	McMurry	Abilene, Texas	L	61-70

D13	Centenary	Shreveport, La.	L	62-66
D15	Southern Mississippi	Hattiesburg, Miss.	L	60-90
D17	North Texas	Denton, Texas	L	69-89
D29	Sul Ross State	Portales, N.M.	W	81-76
D30	Eastern New Mexico	Portales, N.M.	W	81-74
J3	Oklahoma City	Canyon, Texas	L	74-89
J6	Abilene Christian	Canyon, Texas	W	75-70
J14	Hardin-Simmons	Canyon, Texas	W	73-70
J21	McMurry	Canyon, Texas	L	79-87
J24	North Texas	Canyon, Texas	W	84-81
J26	Arizona	Canyon, Texas	L	77-81
J30	Arizona State	Canyon, Texas	L	70-78
F4	UTEP	Canyon, Texas	L	67-71
F6	Oklahoma City	Oklahoma City, Okla.	W	78-75
F11	Arizona	Tuscon, Ariz.	L	63-66
F13	Arizona State	Tempe, Ariz.	L	71-108
F18	Hardin-Simmons	Abilene, Texas	L	81-98
F25	New Mexico State	Las Cruces, N.M.	L	63-88
F27	UTEP	El Paso, Texas	L	80-102
M4	New Mexico State	Canyon, Texas	L	51-71

1961-62 [5-18] | BIAA [3-5]

D1	Washington	Seattle, Wash.	L	53-72
D2	Portland	Portland, Ore.	L	75-82
D5	San Francisco	San Francisco, Calif.	L	51-00
D6	Utah	Salt Lake City, Utah	L	61-96
D11	Abilene Christian	Canyon, Texas	L	64-74
D14	McMurry	Abilene, Texas	L	58-80
D15	Abilene Christian	Abilene, Texas	L	72-89
D19	Missouri State	Canyon, Texas	L	63-79
D20	Midwestern State	Wichita Falls, Texas	L	72-73
D29	North Texas	Canyon, Texas	W	85-80
J4	Arizona State	Tempe, Ariz.	L	67-97
J6	Arizona	Tuscon, Ariz.	L	68-76
J13	Hardin-Simmons	Canyon, Texas	W	64-60
J20	Hardin-Simmons	Abilene, Texas	W	91-75
J27	Oklahoma City	Canyon, Texas	L	75-100
F2	McMurry	Canyon, Texas	L	93-94
F5	Oklahoma City	Oklahoma City, Okla.	L	106-129
F10	Arizona State	Canyon, Texas	L	103-107
F12	Arizona	Canyon, Texas	W	87-72
F17	New Mexico State	Canyon, Texas	W	83-82
F19	UTEP	Canyon, Texas	W	83-82
F24	New Mexico State	Las Cruces, N.M.	L	66-93
F26	UTEP	El Paso, Texas	L	60-74

1962-63 [6-18]

D1	North Texas	Denton, Texas	L	56-77
D4	Midwestern State	Canyon, Texas	W	89-75
D8	Drake	Canyon, Texas	L	54-97
D10	Creighton	Omaha, Neb.	L	65-90
D17	Midwestern State	Wichita Falls, Texas	L	72-81
D18	McMurry	Abilene, Texas	L	77-81
D22	Idaho State	Canyon, Texas	L	72-74
D27	Louisiana Tech	Shreveport, La.	L	77-81
D28	George Washington	Shreveport, La.	L	69-71
D29	Northwestern State	Shreveport, La.	W	85-77
J5	New Mexico	Canyon, Texas	W	63-58
J7	Eastern New Mexico	Canyon, Texas	W	84-49
J12	New Mexico State	Canyon, Texas	W	75-64
J18	Abilene Christian	Abilene, Texas	W	71-69
J19	Hardin-Simmons	Abilene, Texas	L	66-85
J26	McMurry	Canyon, Texas	L	76-88
J28	UTEP	Canyon, Texas	L	59-92
F2	Hardin-Simmons	Canyon, Texas	L	78-88
F4	Abilene Christian	Canyon, Texas	L	85-88
F9	Oklahoma City	Oklahoma City, Okla.	L	59-104
F12	Eastern New Mexico	Portales, N.M.	L	74-79
F16	New Mexico State	Las Cruces, N.M.	L	65-92
F18	UTEP	El Paso, Texas	L	42-84
F25	Oklahoma City	Canyon, Texas	L	84-98

1963-64 [13-9]

N30	Texas Wesleyan	Canyon, Texas	W	126-87
D2	North Texas	Canyon, Texas	L	78-88
D7	Texas Wesleyan	Fort Worth, Texas	W	101-75
D10	Midwestern State	Canyon, Texas	L	82-89
D16	Tennessee Tech	Cookeville, Tenn.	L	88-89
D17	Western Kentucky	Bowling Green, Ken.	W	84-83
D19	Murray State	Murray, Ken.	W	79-74
D30	Washington (Mo.)	Canyon, Texas	L	65-72
J4	New Mexico	Albuquerque, N.M.	L	63-85
J6	New Mexico State	Las Cruces, N.M.	W	55-53 (ot)
J8	UTEP	El Paso, Texas	L	53-61
J17	Hardin-Simmons	Canyon, Texas	W	55-65
J24	Eastern New Mexico	Portales, N.M.	W	87-72
J25	UTEP	Canyon, Texas	L	53-61
F1	Hardin-Simmons	Abilene, Texas	L	68-103
F6	Eastern New Mexico	Portales, N.M.	W	89-82
F8	McMurry	Abilene, Texas	W	76-70
F10	Midwestern State	Wichita Falls, Texas	L	60-71

1964-65 [18-9]

D1 New Mexico Highlands.. Canyon, Texas.....W.....113-96
D3 Sul Ross State.....Canyon, Texas.....W.....87-66
D10 Abilene Christian.....Abilene, Texas.....L.....62-84
D11 McMurry.....Abilene, Texas.....W.....79-78 (ot)
D17 Eastern New Mexico.....Portales, N.M.....W.....83-82 (ot)
D19 Sul Ross State.....Alpine, Texas.....W.....97-83
D23 Cal State East Bay.....Canyon, Texas.....W.....57-55
D28 Idaho State.....Canyon, Texas.....W.....99-88
D29 North Texas.....Canyon, Texas.....L.....70-75
J4 Okla. Panhandle State.....Canyon, Texas.....W.....72-58
J9 Oklahoma City.....Oklahoma City, Okla.....L.....59-86
J11 McMurry.....Canyon, Texas.....W.....75-70
J15 Seattle.....Seattle, Wash.....L.....57-103
J16 Seattle.....Seattle, Wash.....L.....70-90
J23 UTEP.....Canyon, Texas.....W.....56-54
J25 Oklahoma City.....Canyon, Texas.....L.....68-86
J30 New Mexico Highlands..Las Vegas, N.M.....W.....86-74
F2 Okla. Panhandle State.....Goodwell, Okla.....W.....72-57
F6 Abilene Christian.....Canyon, Texas.....L.....72-78
F8 Eastern New Mexico.....Canyon, Texas.....W.....102-79
F13 Hardin-Simmons.....Canyon, Texas.....W.....95-74
F18 UTEP.....El Paso, Texas.....L.....45-71
F20 New Mexico State.....Las Cruces, N.M.....W.....78-67
F27 New Mexico State.....Canyon, Texas.....W.....100-77
M2 Hardin-Simmons.....Abilene, Texas.....L.....50-54

1965-66 [6-17]

D4 Abilene Christian.....Canyon, Texas.....L.....52-62
D8 Eastern New Mexico.....Canyon, Texas.....L.....72-74
D11 North Texas.....Canyon, Texas.....L.....71-73
D15 North Texas.....Denton, Texas.....L.....59-65
D17 Tulsa.....Tulsa, Okla.....L.....53-81
D20 CSU-Pueblo.....Pueblo, Colo.....L.....79-84
D31 Ohio State.....Columbus, Ohio.....L.....53-78
J3 Detroit.....Detroit, Mich.....L.....57-68
J8 New Mexico State.....Canyon, Texas.....W.....99-79
J10 Okla. Panhandle State.....Canyon, Texas.....W.....85-63
J14 Eastern New Mexico.....Portales, N.M.....W.....68-55
J22 Abilene Christian.....Abilene, Texas.....L.....60-71
J25 Sul Ross State.....Canyon, Texas.....W.....111-72
J29 #6 UTEP.....El Paso, Texas.....L.....50-69
J31 New Mexico State.....Las Cruces, N.M.....L.....73-82
F5 Oklahoma City.....Oklahoma City, Okla.....L.....69-87
F8 Okla. Panhandle State.....Goodwell, Okla.....L.....67-70
F10 Sul Ross State.....Alpine, Texas.....W.....96-90
F12 CSU-Pueblo.....Canyon, Texas.....W.....95-91
F14 Hardin-Simmons.....Abilene, Texas.....L.....65-74
F16 Oklahoma City.....Canyon, Texas.....L.....80-87
F24 #3 UTEP.....Canyon, Texas.....L.....64-78
M1 Hardin-Simmons.....Canyon, Texas.....L.....94-104

1966-67 [1-18]

D12 Tulsa.....Tulsa, Okla.....L.....57-70
D17 Abilene Christian.....Abilene, Texas.....L.....61-68
D27 Texas A&M.....Canyon, Texas.....W.....89-71
D29 Cal State-LA.....Ogden, Utah.....L.....86-98
D30 Northern Illinois.....Ogden, Utah.....L.....89-94
J3 Centenary.....Shreveport, La.....L.....68-76
J7 Colorado State.....Colorado Springs, Colo.....L.....72-90
J10 #6 UTEP.....Canyon, Texas.....L.....73-85
J14 Houston.....Houston, Texas.....L.....72-103
J20 Oklahoma City.....Canyon, Texas.....L.....103-128
J23 New Mexico State.....Canyon, Texas.....L.....68-87
J31 Abilene Christian.....Canyon, Texas.....L.....69-70
F6 Hardin-Simmons.....Canyon, Texas.....L.....91-102
F8 Oklahoma City.....Oklahoma City, Okla.....L.....75-107
F13 Hardin-Simmons.....Abilene, Texas.....L.....71-103
F20 Centenary.....Canyon, Texas.....L.....102-104
F23 #7 Houston.....Canyon, Texas.....L.....76-120
F25 #10 UTEP.....El Paso, Texas.....L.....67-97
F27 New Mexico State.....Las Cruces, N.M.....L.....67-83

1967-68 [10-11]

D4 UT Arlington.....Canyon, Texas.....L.....82-87
D7 Texas A&M.....College Station, Texas.....L.....83-89
D13 New Mexico.....Albuquerque, N.M.....L.....78-94
D16 Albuquerque.....Canyon, Texas.....W.....87-77
J4 Colorado State.....Canyon, Texas.....L.....88-99
J8 #2 Houston.....Houston, Texas.....L.....53-98
J13 Oklahoma City.....Oklahoma City, Okla.....W.....88-85
J20 Centenary.....Canyon, Texas.....W.....92-85
J24 UTEP.....El Paso, Texas.....L.....61-79
J27 New Mexico State.....Las Cruces, N.M.....L.....64-76
J29 Colorado State.....Fort Collins, Colo.....L.....72-90
F3 Hardin-Simmons.....Abilene, Texas.....W.....80-70
F5 Abilene Christian.....Abilene, Texas.....W.....93-78
F6 Oklahoma City.....Canyon, Texas.....W.....105-87
F10 Hardin-Simmons.....Canyon, Texas.....W.....84-65
F12 Centenary.....Shreveport, La.....W.....89-79
F16 Abilene Christian.....Canyon, Texas.....W.....90-81
F23 UTEP.....Canyon, Texas.....W.....65-63
F26 New Mexico State.....Canyon, Texas.....L.....77-78
M1 UT Arlington.....Arlington, Texas.....L.....92-100

M4 #1 Houston.....Canyon, Texas.....L.....76-107

1968-69 [18-8]

N30 Weber State.....Amarillo, Texas.....W.....89-77
D4 Eastern New Mexico.....Amarillo, Texas.....W.....87-72
D6 Louisiana.....Amarillo, Texas.....W.....79-75
D10 Louisiana.....Lafayette, La.....L.....74-90
D11 Southern Mississippi.....Hattiesburg, Miss.....L.....75-83
D12 Illinois State.....Hattiesburg, Miss.....W.....91-67
D18 Colorado State.....Canyon, Texas.....W.....102-83
D20 East Central.....Canyon, Texas.....W.....93-65
J2 UT Arlington.....Arlington, Texas.....W.....95-87
J4 Houston.....Houston, Texas.....W.....86-76
J7 Hardin-Simmons.....Canyon, Texas.....W.....111-104
J11 Eastern New Mexico.....Portales, N.M.....W.....75-68
J18 UT Arlington.....Canyon, Texas.....W.....95-77
J25 Utah State.....Logan, Utah.....W.....102-92
J27 Utah.....Salt Lake City, Utah.....L.....82-104
J29 Weber State.....Ogden, Utah.....L.....76-92
F1 Denver.....Denver, Colo.....W.....81-75
F4 UT Rio Grande Valley.....Canyon, Texas.....W.....91-63
F8 Colorado State.....Fort Collins, Colo.....L.....53-55
F10 Denver.....Canyon, Texas.....W.....108-90
F15 #15 New Mexico State.....Las Cruces, N.M.....L.....68-69
F18 #15 New Mexico State.....Canyon, Texas.....W.....93-91 (2ot)
F24 Hardin-Simmons.....Abilene, Texas.....L.....118-122 (2ot)
F27 Utah State.....Canyon, Texas.....W.....95-83
F27 Colorado State.....Canyon, Texas.....W.....74-66

National Invitational Tournament

M14 Ohio.....New York City, N.Y.....L.....80-82

1969-70 [12-13]

D1 Hardin-Simmons.....Canyon, Texas.....W.....73-71
D4 UT Rio Grande Valley.....Canyon, Texas.....W.....94-75
D6 Samford.....Amarillo, Texas.....W.....73-72
D11 Utah State.....Logan, Utah.....L.....87-112
D13 Weber State.....Ogden, Utah.....L.....78-97
D15 Oral Roberts.....Canyon, Texas.....L.....83-86
D17 Louisiana.....Lafayette, La.....L.....67-69
D19 Southern Mississippi.....Hattiesburg, Miss.....L.....72-75
J3 Eastern New Mexico.....Amarillo, Texas.....W.....84-74
J8 UT Rio Grande Valley.....Edinburg, Texas.....W.....86-76
J10 Houston.....Houston, Texas.....L.....83-91
J17 Northern Arizona.....Canyon, Texas.....W.....97-66
J22 Trinity.....Canyon, Texas.....W.....82-74
J24 Weber State.....Canyon, Texas.....L.....68-75
J27 #5 New Mexico State.....Canyon, Texas.....L.....62-88
J29 Portland.....Portland, Ore.....W.....84-72
J31 Seattle.....Seattle, Wash.....L.....74-81
F2 UT Arlington.....Arlington, Texas.....L.....84-88
F5 UT Arlington.....Canyon, Texas.....W.....104-82
F10 Houston Baptist.....Canyon, Texas.....W.....77-67
F14 Louisiana.....Canyon, Texas.....W.....96-73
F18 Hardin-Simmons.....Canyon, Texas.....W.....89-76
F21 #5 New Mexico State.....Las Cruces, N.M.....L.....73-87
F26 #18 Utah State.....Canyon, Texas.....L.....73-83
M2 #15 Houston.....Canyon, Texas.....L.....80-96

1970-71 [19-7]

D1 Weber State.....Ogden, Utah.....L.....63-73
D2 #12 Utah State.....Logan, Utah.....W.....81-78
D10 Eastern New Mexico.....Amarillo, Texas.....W.....55-45
D12 Colorado State.....Fort Collins, Colo.....L.....93-117
D19 Cal State-LA.....Amarillo, Texas.....W.....92-80
D30 Colorado State.....Amarillo, Texas.....W.....80-63
J4 UT Arlington.....Amarillo, Texas.....W.....107-66
J7 Houston Baptist.....Houston, Texas.....W.....82-72
J9 Houston.....Houston, Texas.....L.....71-90
J11 UT Rio Grande Valley.....Edinburg, Texas.....W.....91-76
J14 New Mexico State.....Amarillo, Texas.....W.....72-67
J19 Cal State-LA.....Los Angeles, Calif.....L.....78-83
J20 Loyola Marymount.....Los Angeles, Calif.....W.....84-73
J23 Southern Mississippi.....Amarillo, Texas.....W.....108-65
J25 Louisiana.....Amarillo, Texas.....L.....86-91
J28 Morehead State.....Morehead, Ken.....L.....78-90
J30 Cincinnati.....Cincinnati, Ohio.....W.....92-83
F1 Weber State.....Amarillo, Texas.....W.....70-67
F6 Hardin-Simmons.....Amarillo, Texas.....W.....107-59
F8 Seattle.....Amarillo, Texas.....W.....97-84
F13 Houston Baptist.....Amarillo, Texas.....W.....99-64
F17 UT Rio Grande Valley.....Amarillo, Texas.....W.....96-64
F20 Hardin-Simmons.....Abilene, Texas.....W.....106-88
F22 UT Arlington.....Arlington, Texas.....L.....83-89
F25 New Mexico State.....Las Cruces, N.M.....L.....60-87
M1 Houston.....Amarillo, Texas.....W.....86-77

1971-72 [14-11]

D1 Fort Lewis.....Amarillo, Texas.....W.....100-78
D4 UT Arlington.....Amarillo, Texas.....W.....100-84
D7 Weber State.....Ogden, Utah.....L.....64-70
D9 #16 Utah State.....Logan, Utah.....L.....82-100
D11 Long Island.....New York City, N.Y.....L.....64-69
D17 Eastern New Mexico.....Portales, N.M.....W.....88-78
J6 North Texas.....Amarillo, Texas.....W.....79-69

J11 #16 Drake.....Amarillo, Texas.....W.....87-78
J13 Southern Mississippi.....Hattiesburg, Miss.....W.....96-80
J15 Louisiana.....Lafayette, La.....L.....94-134
J17 Wichita State.....Amarillo, Texas.....L.....65-70
J20 Eastern New Mexico.....Amarillo, Texas.....W.....57-50
J22 Weber State.....Amarillo, Texas.....W.....87-77
J24 Long Island.....Amarillo, Texas.....W.....84-69
J29 New Mexico State.....Las Cruces, N.M.....L.....92-101
F1 Drake.....Des Moines, Iowa.....L.....68-74
F5 Houston Baptist.....Amarillo, Texas.....W.....76-74
F8 Louisiana.....Amarillo, Texas.....L.....67-78
F12 New Mexico State.....Amarillo, Texas.....W.....83-80
F17 Tulsa.....Tulsa, Okla.....L.....87-95
F19 Oral Roberts.....Tulsa, Okla.....L.....84-114
F24 #16 Utah State.....Amarillo, Texas.....W.....82-80
F26 Oklahoma City.....Amarillo, Texas.....W.....90-66
M2 North Texas.....Denton, Texas.....W.....72-71
M4 Wichita State.....Wichita, Kan.....L.....73-103

1972-73 [10-16] | MVC [2-12]

D1 Tex. A&M-Corpus Christi.....Amarillo, Texas.....W.....77-71
D4 Southern Mississippi.....Amarillo, Texas.....W.....99-87
D7 Trinity.....Amarillo, Texas.....W.....81-77
D9 UT Arlington.....Amarillo, Texas.....W.....85-80
D12 Northwestern State.....Amarillo, Texas.....W.....86-83
D14 Saint Peter's.....Jersey City, N.J.....W.....100-81
D16 Long Island.....Brooklyn, N.Y.....L.....64-89
J3 Trinity.....San Antonio, Texas.....L.....52-54
J5 #10 Houston.....Houston, Texas.....L.....84-130
J6 Wichita State.....Houston, Texas.....L.....82-88
J11 Bradley.....Amarillo, Texas.....W.....104-101
J13 Drake.....Amarillo, Texas.....L.....79-91
J18 Loyola Marymount.....Amarillo, Texas.....W.....90-78
J20 Tulsa.....Tulsa, Okla.....L.....84-87
J25 North Texas.....Denton, Texas.....L.....79-81
J27 St. Louis.....St. Louis, Mo.....L.....55-88
F1 Wichita State.....Amarillo, Texas.....W.....82-75
F5 North Texas.....Amarillo, Texas.....L.....53-55
F8 Wichita State.....Wichita, Kan.....L.....71-103
F10 Drake.....Des Moines, Iowa.....L.....72-84
F15 UT Arlington.....Arlington, Texas.....W.....87-85
F17 #16 Memphis.....Amarillo, Texas.....L.....79-116
F22 Louisville.....Amarillo, Texas.....L.....70-85
F24 Tulsa.....Amarillo, Texas.....L.....90-106
F27 New Mexico State.....Amarillo, Texas.....L.....81-108
M3 New Mexico State.....Las Cruces, N.M.....L.....63-102

1973-74 [11-15] | MVC [2-13]

D1 Central Oklahoma.....Amarillo, Texas.....L.....53-60
D5 Quincy.....Amarillo, Texas.....W.....61-57
D10 Adams State.....Amarillo, Texas.....W.....72-47
D15 Eastern New Mexico.....Amarillo, Texas.....W.....66-40
J3 Hardin-Simmons.....Amarillo, Texas.....W.....72-67
J5 #18 Memphis.....Amarillo, Texas.....L.....49-53
J10 UT Arlington.....Amarillo, Texas.....W.....70-52
J12 North Texas.....Amarillo, Texas.....W.....67-65
J14 New Mexico Highlands.....Amarillo, Texas.....W.....96-65
J19 Houston.....Houston, Texas.....L.....58-88
J21 UT Rio Grande Valley.....Edinburg, Texas.....L.....66-69
J24 Tulsa.....Tulsa, Okla.....L.....59-88
J26 Bradley.....Peoria, Ill.....L.....61-98
J31 Drake.....Des Moines, Iowa.....W.....58-47
F2 #15 Louisville.....Louisville, Ken.....L.....73-99
F7 St. Louis.....Amarillo, Texas.....W.....58-53
F9 #15 Louisville.....Amarillo, Texas.....L.....62-81
F14 Wichita State.....Wichita, Kan.....L.....61-72
F16 North Texas.....Denton, Texas.....L.....68-87
F18 UT Rio Grande Valley.....Amarillo, Texas.....L.....61-63
F21 New Mexico State.....Amarillo, Texas.....W.....69-63
F23 UT Arlington.....Arlington, Texas.....L.....61-66
F25 Hardin-Simmons.....Abilene, Texas.....L.....69-73
F28 Wichita State.....Amarillo, Texas.....W.....85-73
M2 Tulsa.....Amarillo, Texas.....L.....68-72
M9 New Mexico State.....Las Cruces, N.M.....L.....62-82

1974-75 [9-17] | MVC [2-10]

N30 Okla. Panhandle State.....Amarillo, Texas.....W.....89-69
D5 Southwestern.....Amarillo, Texas.....W.....82-78 (3ot)
D9 Houston.....Amarillo, Texas.....L.....71-80
D12 Adams State.....Amarillo, Texas.....W.....92-75
D14 St. Cloud State.....Amarillo, Texas.....W.....65-56
D21 Southern Illinois.....Amarillo, Texas.....L.....62-63
J2 Wisconsin-Milwaukee.....Milwaukee, Wis.....L.....87-99
J4 St. Louis.....St. Louis, Mo.....L.....61-100
J9 #3 Louisville.....Amarillo, Texas.....L.....51-53
J11 North Texas.....Amarillo, Texas.....L.....78-84
J16 Wichita State.....Wichita, Kan.....L.....55-60
J18 Tulsa.....Tulsa, Okla.....W.....77-75
J20 Eastern New Mexico.....Amarillo, Texas.....W.....82-55
J23 New Mexico State.....Amarillo, Texas.....L.....58-72
J25 Tulsa.....Amarillo, Texas.....L.....78-82
J30 Drake.....Des Moines, Iowa.....L.....63-75
F1 Southern Illinois.....Carbondale, Ill.....L.....50-67
F4 North Texas.....Denton, Texas.....W.....62-53
F8 St. Louis.....Amarillo, Texas.....L.....58-60

F10	Wichita State	Amarillo, Texas	W	89-63
F13	New Mexico State	Las Cruces, N.M.	L	53-73
F15	Eastern New Mexico	Portales, N.M.	W	68-53
F20	Drake	Amarillo, Texas	L	81-90
F22	Bradley	Amarillo, Texas	L	75-78
F25	#3 Louisville	Louisville, Ken.	L	69-75
F27	Bradley	Peoria, Ill.	L	72-75

1975-76 [19-7] | MVC [8-4]

D1	Okla. Panhandle State	Amarillo, Texas	W	69-59
D4	SW Oklahoma State	Amarillo, Texas	W	77-63
D6	Oklahoma Baptist	Amarillo, Texas	W	71-58
D9	UTEP	El Paso, Texas	L	48-53
D11	Oklahoma State	Amarillo, Texas	W	63-62
D13	McNeese State	Amarillo, Texas	W	69-60
D20	Jacksonville	Jacksonville, Fla.	W	69-59 (ot)
D22	Samford	Birmingham, Ala.	W	64-49
D30	Wisconsin-Milwaukee	Amarillo, Texas	W	85-63
J3	#11 Louisville	Louisville, Ken.	W	84-78 (ot)
J8	Tulsa	Amarillo, Texas	W	75-59
J15	Chicago State	Amarillo, Texas	W	99-69
J17	New Mexico State	Las Cruces, N.M.	W	61-59 (ot)
J22	Louisville	Amarillo, Texas	L	57-69
J24	Bradley	Amarillo, Texas	W	66-56
J29	Wichita State	Wichita, Kan.	L	55-63
J31	Drake	Des Moines, Iowa	W	73-70
F7	New Mexico State	Amarillo, Texas	W	68-66 (ot)
F12	Southern Illinois	Carbondale, Ill.	L	57-66
F14	Bradley	Peoria, Ill.	W	74-66
F17	#20 North Texas	Amarillo, Texas	W	96-87
F23	Wichita State	Amarillo, Texas	W	69-62
F26	Tulsa	Tulsa, Okla.	L	76-80
F28	Drake	Amarillo, Texas	W	79-58
M1	North Texas	Denton, Texas	L	69-88
M4	Southern Illinois	Amarillo, Texas	L	46-53

1976-77 [18-12] | MVC [7-5]

Opponent	Location	W/L	Score
N27	Okla. Panhandle State	Amarillo, Texas	W 102-54
D2	SW Oklahoma State	Amarillo, Texas	W 88-75
D4	Jacksonville	Amarillo, Texas	W 88-75
D6	*Oklahoma State	Stillwater, Okla.	W 2-0
D9	UTEP	Amarillo, Texas	L 58-59
D11	Sul Ross State	Amarillo, Texas	W 92-52
D18	Southern Mississippi	Hattiesburg, Miss.	W 67-64
D20	Indiana State	Terre Haute, Ind.	L 61-75
D29	North Texas	Amarillo, Texas	L 83-85
J3	Oklahoma Baptist	Amarillo, Texas	W 65-63
J6	New Mexico State	Amarillo, Texas	W 77-69
J8	Indiana State	Amarillo, Texas	L 41-43
J13	Oklahoma City	Oklahoma City, Okla.	W 68-65
J15	Tulsa	Tulsa, Okla.	W 92-69
J20	Southern Illinois	Canyon, Texas	W 78-74 (ot)
J22	Wichita State	Amarillo, Texas	L 72-82
J24	Oral Roberts	Tulsa, Okla.	L 67-87
J27	Drake	Des Moines, Iowa	W 69-67
J29	Bradley	Peoria, Ill.	L 73-75
F2	Samford	Amarillo, Texas	L 56-57
F5	Drake	Amarillo, Texas	W 90-87
F10	Southern Illinois	Carbondale, Ill.	L 58-76
F17	Tulsa	Amarillo, Texas	W 76-73 (ot)
F19	Bradley	Amarillo, Texas	W 76-70
F24	New Mexico State	Las Cruces, N.M.	L 82-84 (ot)
F26	Wichita State	Wichita, Kan.	L 66-74

Missouri Valley Conference Championship

F28	Tulsa	Amarillo, Texas	W	96-81
M2	New Mexico State	Wichita, Kan.	W	89-86
M4	Wichita State	Wichita, Kan.	W	79-68
M5	Southern Illinois	Wichita, Kan.	L	69-82

1977-78 [8-19] | MVC [4-12]

Opponent	Location	W/L	Score
N26	Okla. Panhandle State	Amarillo, Texas	W 69-38
D1	SW Oklahoma State	Amarillo, Texas	L 61-71 (ot)
D3	Oklahoma Baptist	Amarillo, Texas	W 88-54
D5	Oral Roberts	Amarillo, Texas	L 78-89
D8	North Texas	Denton, Texas	L 85-100
D10	East Central	Amarillo, Texas	W 70-57
D17	Colorado State	Fort Collins, Colo.	L 70-101
D19	Utah State	Logan, Utah	L 62-80
D29	Southern Mississippi	Amarillo, Texas	L 57-58
J5	Tulsa	Amarillo, Texas	L 56-70
J7	#6 Indiana State	Terre Haute, Ind.	L 63-79
J9	Bradley	Peoria, Ill.	L 67-90
J14	Creighton	Amarillo, Texas	L 60-64 (ot)
J16	New Mexico State	Amarillo, Texas	L 63-77
J19	Oklahoma City	Amarillo, Texas	W 76-71
J21	Drake	Amarillo, Texas	W 84-76
J23	Bradley	Amarillo, Texas	L 77-81 (ot)
J26	Southern Illinois	Carbondale, Ill.	L 70-77
F2	Wichita State	Wichita, Kan.	W 64-59
F4	Indiana State	Amarillo, Texas	L 50-67
F9	New Mexico State	Las Cruces, N.M.	W 82-73
F13	Creighton	Omaha, Neb.	L 51-72
F16	Southern Illinois	Amarillo, Texas	L 61-80
F18	Tulsa	Tulsa, Okla.	W 78-71

F20	Drake	Des Moines, Iowa	L	78-104
F25	Wichita State	Amarillo, Texas	L	74-81
F27	Indiana State	Terre Haute, Ind.	L	71-90

1978-79 [7-20] | MVC [3-13]

Opponent	Location	W/L	Score
N28	Okla. Panhandle State	Amarillo, Texas	W 89-59
N30	Wayland Baptist	Amarillo, Texas	W 114-83
D2	Lubbock Christian	Amarillo, Texas	W 97-83
D4	#10 Kentucky	Lexington, Ken.	L 67-121
D6	Arkansas	Fayetteville, Ark.	L 54-84
D9	Colorado State	Amarillo, Texas	L 65-69
D14	North Texas	Amarillo, Texas	W 79-78
D16	McMurry	Amarillo, Texas	W 93-75
D21	Oklahoma City	Oklahoma City, Okla.	L 77-87
D28	Wichita State	Wichita, Kan.	L 84-96
J4	New Mexico State	Las Cruces, N.M.	L 87-102
J6	#11 Indiana State	Amarillo, Texas	L 77-98
J8	Southern Illinois	Amarillo, Texas	W 72-69 (ot)
J13	Oral Roberts	Tulsa, Okla.	L 89-96
J18	Creighton	Omaha, Neb.	L 62-76
J20	Drake	Amarillo, Texas	L 84-93
J22	Tulsa	Amarillo, Texas	L 85-111
J27	Bradley	Peoria, Ill.	W 79-78 (2ot)
J29	Drake	Des Moines, Iowa	L 89-91
F3	Wichita State	Amarillo, Texas	L 69-79
F10	Southern Illinois	Carbondale, Ill.	L 56-84
F12	#2 Indiana State	Terre Haute, Ind.	L 75-100
F15	New Mexico State	Amarillo, Texas	L 75-87
F17	Bradley	Amarillo, Texas	W 82-80
F19	Tulsa	Tulsa, Okla.	L 77-79
F22	Creighton	Amarillo, Texas	L 78-80

Missouri Valley Conference Championship

F27	#1 Indiana State	Terre Haute, Ind.	L	84-94
-----	------------------	-------------------	---	-------

1979-80 [18-12] | MVC [9-7]

Opponent	Location	W/L	Score
N30	CSU-Pueblo	Amarillo, Texas	W 80-51
D1	Texas Tech	Lubbock, Texas	L 64-78
D4	New Mexico	Albuquerque, N.M.	L 100-112
D6	Cameron	Amarillo, Texas	W 103-88
D11	Wayland Baptist	Amarillo, Texas	W 89-59
D13	Oral Roberts	Amarillo, Texas	W 86-85
D15	Southern California	Los Angeles, Calif.	W 86-68
D27	UT Rio Grande Valley	Amarillo, Texas	W 99-82
J3	New Mexico State	Amarillo, Texas	W 103-79
J5	Creighton	Omaha, Neb.	L 82-92
J10	Tulsa	Tulsa, Okla.	W 84-82
J12	Indiana State	Amarillo, Texas	L 76-81
J14	North Texas	Denton, Texas	L 97-98
J17	Bradley	Amarillo, Texas	W 79-78
J19	Southern Illinois	Amarillo, Texas	W 79-65
J22	Drake	Des Moines, Iowa	L 105-112
J26	Indiana State	Terre Haute, Ind.	L 51-53
J28	Bradley	Peoria, Ill.	L 79-84
J31	Wichita State	Amarillo, Texas	W 87-79
F4	Tulsa	Amarillo, Texas	W 92-80
F7	New Mexico State	Las Cruces, N.M.	L 75-91
F9	Wichita State	Wichita, Kan.	L 83-99
F14	Southern Illinois	Carbondale, Ill.	W 83-76
F18	Oklahoma City	Amarillo, Texas	W 102-98
F21	Creighton	Amarillo, Texas	W 103-86
F23	Drake	Amarillo, Texas	W 90-87

Missouri Valley Conference Championship

F28	New Mexico State	Omaha, Neb.	W	98-87
F29	Creighton	Omaha, Neb.	W	83-67
M1	Bradley	Peoria, Ill.	L	62-59

National Invitational Tournament

M5	Illinois State	Normal, Ill.	L	63-80
----	----------------	--------------	---	-------

1980-81 [16-11] | MVC [7-9]

Opponent	Location	W/L	Score
N29	Lubbock Christian	Amarillo, Texas	W 95-66
D1	Texas Tech	Amarillo, Texas	W 64-62
D5	#17 Missouri	Columbia, Mo.	L 70-88
D6	Pittsburgh	Columbia, Mo.	W 92-73
D11	UT Rio Grande Valley	Edinburg, Texas	W 85-77
D13	Cameron	Amarillo, Texas	W 91-68
D18	U.S. International	Amarillo, Texas	W 93-83
D20	CSU-Pueblo	Amarillo, Texas	W 122-69
D22	TCU	Las Vegas, Nev.	W 67-63 (ot)
D23	UNLV	Las Vegas, Nev.	L 80-95
J5	Wayland Baptist	Amarillo, Texas	W 92-71
J8	Bradley	Amarillo, Texas	L 86-88 (ot)
J10	Drake	Des Moines, Iowa	L 88-91
J12	Wichita State	Wichita, Kan.	L 85-100
J17	New Mexico State	Canyon, Texas	W 71-68
J19	Southern Illinois	Carbondale, Ill.	W 108-83
J22	Tulsa	Tulsa, Okla.	L 90-103
J24	Creighton	Omaha, Neb.	L 69-86
J31	Wichita State	Amarillo, Texas	L 65-73
F5	New Mexico State	Las Cruces, N.M.	L 71-89
F7	Tulsa	Amarillo, Texas	W 85-83 (ot)
F9	Drake	Amarillo, Texas	L 86-93
F12	Indiana State	Terre Haute, Ind.	W 98-84
F14	Southern Illinois	Amarillo, Texas	W 97-57

F21	Indiana State	Amarillo, Texas	W	104-88
F26	Creighton	Amarillo, Texas	L	86-90
F28	Bradley	Peoria, Ill.	W	66-64

1981-82 [11-15] | MVC [3-13]

Opponent	Location	W/L	Score
N28	SW Oklahoma State	Amarillo, Texas	W 65-66
N30	Houston	Houston, Texas	L 73-84
D3	UT Rio Grande Valley	Amarillo, Texas	W 104-76
D5	Cameron	Amarillo, Texas	W 91-71
D12	Texas Tech	Lubbock, Texas	L 77-95
D17	Oklahoma City	Amarillo, Texas	W 65-57
D19	Angelo State	Amarillo, Texas	W 115-103
D29	Prairie View A&M	Amarillo, Texas	W 115-55
J2	Creighton	Amarillo, Texas	W 79-57
J4	New Mexico State	Las Cruces, N.M.	L 66-75
J7	Utah State	Amarillo, Texas	W 90-81
J11	#10 Tulsa	Amarillo, Texas	L 84-98
J16	Bradley	Peoria, Ill.	L 69-92
J18	Illinois State	Normal, Ill.	L 53-65
J21	Wichita State	Amarillo, Texas	L 72-73
J23	Southern Illinois	Amarillo, Texas	L 62-69
J28	#16 Tulsa	Tulsa, Okla.	L 61-68
F4	Creighton	Omaha, Neb.	L 66-68
F6	Drake	Amarillo, Texas	W 55-50
F11	Lubbock Christian	Amarillo, Texas	W 57-53
F13	Indiana State	Terre Haute, Ind.	W 83-80 (ot)
F15	Southern Illinois	Carbondale, Ill.	L 79-84 (2ot)
F18	Bradley	Amarillo, Texas	L 75-81 (ot)
F20	Illinois State	Amarillo, Texas	L 49-51
F23	Wichita State	Wichita, Kan.	L 89-106
F27	New Mexico State	Amarillo, Texas	L 69-73

1982-83 [8-20] | MVC [5-13]

Opponent	Location	W/L	Score
N25	Memphis	Memphis, Tenn.	L 74-89
N27	Tulane	New Orleans, La.	L 64-78
D4	Oklahoma City	Oklahoma City, Okla.	W 79-71
D7	Angelo State	Amarillo, Texas	W 71-67
D9	Phillips	Amarillo, Texas	W 94-75
D11	Oklahoma	Norman, Okla.	L 85-117
D17	Montana	Missoula, Mont.	L 82-88
D18	Texas A&M	Missoula, Mont.	L 72-74
J3	UT Rio Grande Valley	Edinburg, Texas	L 78-81
J6	Wichita State	Amarillo, Texas	L 88-89
J8	Illinois State	Amarillo, Texas	L 73-89
J13	Drake	Des Moines, Iowa	L 65-92
J22	Drake	Amarillo, Texas	W 64-53
J24	Bradley	Amarillo, Texas	W 93-85
J27	Tulsa	Tulsa, Okla.	L 57-95
J29	New Mexico State	Las Cruces, N.M.	L 77-94
F5	Wichita State	Wichita, Kan.	L 63-85
F7	Creighton	Omaha, Neb.	L 87-94
F10	Indiana State	Amarillo, Texas	W 108-87
F12	New Mexico State	Amarillo, Texas	L 87-90
F17	Southern Illinois	Amarillo, Texas	W 89-81
F19	Bradley	Peoria, Ill.	L 80-82
F21	Illinois State	Normal, Ill.	L 59-74
F24	Tulsa	Amarillo, Texas	L 88-93
F26	Creighton	Amarillo, Texas	W 72-70
M3	Southern Illinois	Amarillo, Texas	L 104-106 (2ot)
M5	Indiana State	Amarillo, Texas	L 103-111

Missouri Valley Conference Championship

M8	New Mexico State	Las Cruces, N.M.	L	80-95
----	------------------	------------------	---	-------

1983-84 [8-19] | MVC [3-13]

Opponent	Location	W/L	Score
N29	Geneva	Amarillo, Texas	L 80-83
D3	Southern	Baton Rouge, La.	L 66-87
D6	Fort Lewis	Amarillo, Texas	W 91-84
D8	CSU-Pueblo	Amarillo, Texas	W 80-70
D10	Illinois	Champaign, Ill.	L 56-69
D16	UT Rio Grande Valley	Amarillo, Texas	W 91-86
D20	Montana State-Billings	Amarillo, Texas	W 90-71
D28	Southern	Amarillo, Texas	W 74-67
J2	Tulsa	Tulsa, Okla.	L 82-121
J5	UTSA	Amarillo, Texas	L 68-70
J7	Southern Illinois	Amarillo, Texas	L 76-80
J12	Bradley	Amarillo, Texas	L 80-89
J14	#20 Tulsa	Amarillo, Texas	L 93-99
J16	UT Rio Grande Valley	Edinburg, Texas	L 62-74
J19	Drake	Amarillo, Texas	W 85-73
J21	Creighton	Omaha, Neb.	L 77-98
J28	Bradley	Peoria, Ill.	L 81-93
J30	Drake	Des Moines, Iowa	L 81-92
F4	Illinois State	Amarillo, Texas	L 82-93
F6	Wichita State	Amarillo, Texas	L 84-93
F11	Indiana State	Terre Haute, Ind.	W 91-86
F13	Illinois State	Normal, Ill.	L 72-86
F18	Southern Illinois	Amarillo, Texas	W 88-84
F23	Creighton	Amarillo, Texas	L 87-93
F25	Wichita State	Wichita, Kan.	L 59-61
F27	UTSA	San Antonio, Texas	L 88-95
M3	Indiana State	Amarillo, Texas	L 98-113

1984-85 [11-17] | MVC [4-12]

Opponent	Location	W/L	Score
N24 Fort Lewis	Amarillo, Texas	W	85-78
N27 New Mexico Highlands	Amarillo, Texas	W	140-70
D1 Southern	Baton Rouge, La.	L	78-82
D8 CSU-Pueblo	Pueblo, Colo.	W	85-75
D19 Adams State	Amarillo, Texas	W	99-49
D21 St. Mary's (Calif.)	Houston, Texas	L	82-85 (3ot)
D22 Portland	Houston, Texas	W	80-59
D28 Providence	Providence, R.I.	L	64-73
D29 Northeastern	Providence, R.I.	W	81-74
J3 Wichita State	Wichita, Kan.	L	64-98
J5 Indiana State	Amarillo, Texas	L	88-91 (2ot)
J10 Creighton	Amarillo, Texas	L	61-68
J12 Bradley	Peoria, Ill.	L	48-65
J14 UTSA	Amarillo, Texas	W	78-76
J17 Drake	Amarillo, Texas	W	65-63
J19 Southern Illinois	Carbondale, Ill.	L	58-67
J24 #17 Tulsa	Tulsa, Okla.	L	90-110
J26 Wichita State	Amarillo, Texas	L	86-99
F2 Drake	Des Moines, Iowa	L	69-78
F4 Creighton	Omaha, Neb.	L	63-87
F7 Bradley	Amarillo, Texas	L	71-76
F9 Southern Illinois	Amarillo, Texas	W	64-57
F14 Illinois State	Amarillo, Texas	W	68-66
F16 UTSA	San Antonio, Texas	L	55-61
F21 Illinois State	Normal, Ill.	L	58-74
F23 Indiana State	Terre Haute, Ind.	L	64-77
F28 #15 Tulsa	Amarillo, Texas	W	70-62

Missouri Valley Conference Championship

M9 #15 Tulsa	Tulsa, Okla.	L	69-74
--------------	--------------	---	-------

1985-86 [11-17] | MVC [4-12]

Opponent	Location	W/L	Score
N23 Midwestern State	Amarillo, Texas	W	73-63
N26 Adams State	Amarillo, Texas	W	62-42
D3 Okla. Panhandle State	Amarillo, Texas	W	69-49
D7 Southern	Amarillo, Texas	L	60-69
D9 #8 Oklahoma	Norman, Okla.	L	58-79
D13 Hawaii	Honolulu, Hawaii	W	68-65 (ot)
D14 #16 Alabama Birmingham	Honolulu, Hawaii	L	56-65
D21 UT Rio Grande Valley	Edinburg, Texas	L	56-75
D29 Colorado College	Canyon, Texas	W	81-62
J2 Drake	Des Moines, Iowa	L	58-65
J4 Tulsa	Amarillo, Texas	W	52-48
J9 Indiana State	Amarillo, Texas	W	61-50
J11 Creighton	Amarillo, Texas	L	56-58 (ot)
J16 #20 Bradley	Peoria, Ill.	L	53-78
J18 Illinois State	Normal, Ill.	L	32-42
J24 Tulsa	Tulsa, Okla.	L	37-54
J30 #13 Bradley	Amarillo, Texas	L	54-63
F1 Wichita State	Amarillo, Texas	W	64-54
F6 Indiana State	Terre Haute, Ind.	L	46-54
F8 Southern Illinois	Carbondale, Ill.	L	59-71
F13 Illinois State	Amarillo, Texas	L	61-66
F15 Wichita State	Wichita, Kan.	L	38-45
F20 Creighton	Omaha, Neb.	L	47-48
F22 Southern Illinois	Amarillo, Texas	W	66-58
F27 Drake	Amarillo, Texas	L	49-51
M1 UT Rio Grande Valley	Amarillo, Texas	W	76-75 (ot)

Missouri Valley Conference Championship

M3 #9 Bradley	Peoria, Ill.	L	55-61
---------------	--------------	---	-------

1986-87 [24-7] | LSC [10-2]

Opponent	Location	W/L	Score
N21 Wayne State (Mich.)	Wichita Falls, Texas	L	42-57
N22 Morningside	Wichita Falls, Texas	W	69-54
N29 Sam Houston State	Huntsville, Texas	L	53-63
D4 Western New Mexico	Amarillo, Texas	W	91-71
D5 Schreiner	Amarillo, Texas	W	103-65
D15 Seattle	Canyon, Texas	W	100-64
D20 Houston	Canyon, Texas	W	68-66
D28 Clark College	Quincy, Ill.	W	88-81
D29 Midwestern State	Quincy, Ill.	W	72-62
D30 Missouri S&T	Quincy, Ill.	W	66-57
J4 Truman State	Canyon, Texas	W	74-45
J5 Quincy	Canyon, Texas	W	65-54
J10 Okla. Panhandle State	Canyon, Texas	L	69-70
J13 Midwestern State	Canyon, Texas	W	86-58
J17 Angelo State	San Angelo, Texas	W	66-64
J19 Howard Payne	Brownwood, Texas	W	75-65
J24 Tex. A&M-Commerce	Canyon, Texas	W	76-56
J26 Tex. A&M-Kingsville	Canyon, Texas	W	78-60
J29 Eastern New Mexico	Portales, N.M.	W	91-82
J31 Abilene Christian	Abilene, Texas	L	55-58
F4 Midwestern State	Wichita Falls, Texas	W	73-68
F9 Abilene Christian	Canyon, Texas	W	94-75
F12 Eastern New Mexico	Canyon, Texas	W	82-64
F14 Tex. A&M-Kingsville	Kingsville, Texas	L	81-98 (ot)
F16 Tex. A&M-Commerce	Commerce, Texas	W	92-74
F19 Angelo State	Canyon, Texas	W	86-66
F21 Howard Payne	Canyon, Texas	W	84-63

Lone Star Conference Championship

F24 Tex. A&M-Kingsville	Amarillo, Texas	W	90-54
F28 Abilene Christian	Amarillo, Texas	L	69-78

NCAA Tournament (South Central Regional)

M5 Abilene Christian	Amarillo, Texas	W	67-63
M6 Southeast Missouri State	Amarillo, Texas	L	71-72

1987-88 [20-9] | LSC [7-3]

Opponent	Location	W/L	Score
N20 Southern Utah	Cedar City, Utah	W	83-81
N21 Biola	Cedar City, Utah	L	51-78
N26 Angelo State	Amarillo, Texas	W	71-66
N27 Tex. A&M-Commerce	Amarillo, Texas	W	82-64
N28 Midwestern State	Canyon, Texas	L	64-67
D4 Lubbock Christian	Portales, N.M.	W	67-55
D5 Sul Ross State	Portales, N.M.	W	71-49
D7 Midwestern State	Canyon, Texas	W	102-58
D11 Southern Utah	Amarillo, Texas	W	88-74
D12 Oakland	Amarillo, Texas	W	89-77
D19 Nebraska-Kearney	Canyon, Texas	W	107-85
J5 Midwestern State	Wichita Falls, Texas	L	64-72
J11 Okla. Panhandle State	Canyon, Texas	W	79-75
J16 Angelo State	San Angelo, Texas	L	72-76
J18 Abilene Christian	Abilene, Texas	L	60-68
J23 Tex. A&M-Kingsville	Canyon, Texas	W	74-65 (ot)
J25 Tex. A&M-Commerce	Canyon, Texas	W	81-65
J30 Central Oklahoma	Edmond, Okla.	L	66-67
F1 Cameron	Lawton, Okla.	L	55-74
F4 Eastern New Mexico	Canyon, Texas	W	77-56
F6 Tex. A&M-Kingsville	Kingsville, Texas	W	65-55
F8 Tex. A&M-Commerce	Commerce, Texas	W	72-68
F13 Central Oklahoma	Canyon, Texas	W	98-76
F15 Cameron	Canyon, Texas	W	63-53
F20 Abilene Christian	Canyon, Texas	W	78-76
F22 Angelo State	Canyon, Texas	L	82-85
F27 Eastern New Mexico	Portales, N.M.	W	77-55

Lone Star Conference Championship

M1 Tex. A&M-Commerce	Amarillo, Texas	W	89-74
M5 Angelo State	San Angelo, Texas	L	73-94

1988-89 [18-9] | LSC [10-4]

Opponent	Location	W/L	Score
N18 Grandview	Maryville, Mo.	W	70-58
N19 Northwest Missouri State	Maryville, Mo.	W	108-105
N25 Tex. A&M-Kingsville	Amarillo, Texas	W	84-78 (ot)
N26 Central Oklahoma	Amarillo, Texas	W	76-62
N27 Eastern New Mexico	Canyon, Texas	L	103-105 (2ot)
D5 Dallas Baptist	Canyon, Texas	W	87-78
D9 Baptist Christian	Amarillo, Texas	W	92-74
D10 Mississippi College	Amarillo, Texas	L	87-88
D15 Lamar	Beaumont, Texas	L	67-79
D29 North Carolina Central	Erie, Pa.	L	58-66
D30 Kentucky State	Erie, Pa.	W	91-81
J3 Henderson State	Canyon, Texas	W	77-67
J5 Eastern New Mexico	Canyon, Texas	W	102-80
J10 Southern Utah	Cedar City, Utah	L	61-69
J14 Angelo State	San Angelo, Texas	L	84-86
J16 Abilene Christian	Abilene, Texas	W	91-78
J21 Tex. A&M-Commerce	Canyon, Texas	W	72-69
J23 Tex. A&M-Kingsville	Canyon, Texas	W	95-82
J28 Central Oklahoma	Canyon, Texas	W	96-75
J30 Cameron	Canyon, Texas	L	77-80
F4 Central Oklahoma	Edmond, Okla.	L	85-96
F6 Cameron	Lawton, Okla.	W	64-60
F11 #20 Tex. A&M-Kingsville	Kingsville, Texas	L	71-74
F13 Tex. A&M-Commerce	Commerce, Texas	W	73-50
F18 Angelo State	Canyon, Texas	W	82-75
F20 Abilene Christian	Canyon, Texas	W	86-66
F25 Eastern New Mexico	Portales, N.M.	W	72-62

1989-90 [25-7] | LSC [9-5]

Opponent	Location	W/L	Score
N17 Ozarks	Canyon, Texas	W	80-65
N22 McMurry	Canyon, Texas	W	102-73
N24 Wiley	Amarillo, Texas	W	108-73
N25 Oklahoma City	Amarillo, Texas	W	100-82
N29 Cal State-Fullerton	Fullerton, Calif.	L	74-89
D2 NW Oklahoma State	Canyon, Texas	W	73-70
D5 Southern Utah	Cedar City, Utah	W	84-75
D8 Cal State Dominguez Hills	Carson, Calif.	W	73-53
D9 Cal State Northridge	Los Angeles, Calif.	W	82-80
D16 Schreiner	Canyon, Texas	W	98-70
J4 Eastern New Mexico	Canyon, Texas	W	78-59
J6 Phillips	Canyon, Texas	W	108-73
J8 Dallas Baptist	Canyon, Texas	W	100-70
J10 St. Edward's	Canyon, Texas	W	99-67
J13 Tex. A&M-Commerce	Canyon, Texas	L	70-71
J15 #20 Tex. A&M-Kingsville	Canyon, Texas	L	87-91 (ot)
J20 Central Oklahoma	Edmond, Okla.	W	90-81
J22 Cameron	Lawton, Okla.	W	82-76
J27 Angelo State	San Angelo, Texas	W	77-57
J29 Abilene Christian	Abilene, Texas	W	102-64
F3 Angelo State	Canyon, Texas	W	78-69
F5 Abilene Christian	Canyon, Texas	W	110-69
F10 Tex. A&M-Commerce	Commerce, Texas	L	75-79
F12 Tex. A&M-Kingsville	Kingsville, Texas	L	68-89
F17 Central Oklahoma	Canyon, Texas	W	92-85
F19 Cameron	Canyon, Texas	W	99-82
F24 Eastern New Mexico	Portales, N.M.	L	70-80

Lone Star Conference Championship

M1 Cameron	Amarillo, Texas	W	66-58
M9 Central Oklahoma	Commerce, Texas	W	94-86
M10 Tex. A&M-Commerce	Commerce, Texas	W	91-70

NCAA Tournament (South Central Regional)

M16 Missouri Western	Cape Girardeau, Mo.	L	71-73
M17 #20 Southern Indiana	Cape Girardeau, Mo.	W	98-93 (2ot)

1990-91 [25-7] | LSC [11-3]

Opponent	Location	W/L	Score
N16 Mary-Hardin Baylor	Canyon, Texas	W	102-67
N17 Wiley College	Canyon, Texas	W	141-60
N23 Texas College	Amarillo, Texas	W	114-73
N24 Midwestern State	Amarillo, Texas	W	95-74
N27 McMurry	Canyon, Texas	W	103-54
D7 Grand Canyon	Canyon, Texas	W	93-73
D10 Texas Wesleyan	Canyon, Texas	W	108-67
D15 St. Edward's	Canyon, Texas	W	97-51
D28 New Haven	Bakersfield, Calif.	W	96-73
D29 CSU Bakersfield	Bakersfield, Calif.	W	80-66
J2 Cal Poly	San Luis Obispo, Calif.	L	75-87
J7 Dallas	Canyon, Texas	W	128-73
J12 Central Oklahoma	Canyon, Texas	W	97-82
J14 Cameron	Canyon, Texas	W	84-67
J19 Tex. A&M-Commerce	Commerce, Texas	L	56-60
J21 Tex. A&M-Kingsville	Kingsville, Texas	W	85-83 (2ot)
J26 Central Oklahoma	Edmond, Okla.	W	83-73
J28 Cameron	Lawton, Okla.	W	81-75
J31 Eastern New Mexico	Canyon, Texas	W	79-73
F2 Tex. A&M-Kingsville	Canyon, Texas	W	100-84
F4 Tex. A&M-Commerce	Canyon, Texas	W	80-66
F9 Angelo State	San Angelo, Texas	W	73-68
F11 Abilene Christian	Abilene, Texas	W	90-46
F13 UTEP	El Paso, Texas	L	74-77
F16 Angelo State	Canyon, Texas	L	53-55
F18 Abilene Christian	Canyon, Texas	W	95-58
F21 Eastern New Mexico	Portales, N.M.	L	69-73 (ot)

Lone Star Conference Championship

F25 Abilene Christian	Amarillo, Texas	W	127-76
M1 Cameron	Amarillo, Texas	W	78-70
M2 Central Oklahoma	Amarillo, Texas	W	83-70

NCAA Tournament (South Central Regional)

M15 #6 Central Missouri	Warrensburg, Mo.	L	69-72
M16 #9 Kentucky Wesleyan	Warrensburg, Mo.	L	78-91

1991-92 [20-8]

Opponent	Location	W/L	Score
N23 Oklahoma	Norman, Okla.	L	79-95
N28 Mississippi College	Amarillo, Texas	L	73-78
N29 Tex. A&M-Commerce	Amarillo, Texas	W	75-63
N30 Southwest Baptist	Amarillo, Texas	W	96-71
D6 Talladega College	Jacksonville, Ala.	W	95-77
D7 Jacksonville State	Jacksonville, Ala.	L	71-78
D10 Angelo State	San Angelo, Texas	L	64-74
D14 Lubbock Christian	Canyon, Texas	W	93-66
D20 Fort Hays State	Topeka, Kan.	L	65-68
D21 Wayne State (Neb.)	Topeka, Kan.	W	82-69
J3 Angelo State	Amarillo, Texas	W	106-78
J4 Central Oklahoma	Amarillo, Texas	W	86-82
J7 Incarnate Word	Amarillo, Texas	W	91-66
J11 Cameron	Lawton, Okla.	W	94-79
J13 Eastern New Mexico	Canyon, Texas	W	87-76
J16 North Texas	Denton, Texas	L	72-83
J20 Central Oklahoma	Edmond, Okla.	L	82-83
J25 Mary-Hardin Baylor	Canyon, Texas	W	104-64
J27 Texas A&M-Kingsville	Canyon, Texas	W	83-57
J29 Southern Utah	Cedar City, Utah	L	86-93
F1 Abilene Christian	Abilene, Texas	W	73-61
F8 Abilene Christian	Canyon, Texas	W	73-61
F13 Cameron	Canyon, Texas	W	97-64
F17 Texas Wesleyan	Canyon, Texas	W	100-85
F21 Okla. Panhandle State	Canyon, Texas	W	80-49
F24 Tex. A&M-Commerce	Commerce, Texas	W	71-70
F28 Eastern New Mexico	Portales, N.M.	W	68-55
M2 Lubbock Christian	Lubbock, Texas	W	65-61

1992-93 [17-10]

Opponent	Location	W/L	Score
N20 Dallas	Canyon, Texas	W	111-61
N25 UC-Colorado Springs	Canyon, Texas	W	86-52
N27 Henderson State	Amarillo, Texas	W	89-47
N28 Central Arkansas	Amarillo, Texas	L	62-64
D4 Abilene Christian	San Angelo, Texas	W	79-74
D4 Angelo State	San Angelo, Texas	L	79-83 (ot)
D8 Eastern New Mexico	Canyon, Texas	W	69-56
D11 Western New Mexico	Portales, N.M.	W	64-57
D12 Okla. Panhandle State	Portales, N.M.	W	109-84
D18 Tex. A&M-Kingsville	Kingsville, Texas	L	71-62
J2 SIU-Edwardsville	Edwardsville, Ill.	L	57-58
J3 Missouri S&T	Rolla, Mo.	W	84-67
J8 Oklahoma	Norman, Okla.	L	71-121
J9 Angelo State	Canyon, Texas	W	94-55
J11 Tex. A&M-Kingsville	Canyon, Texas	L	64-67
J16 Huston-Tillotson	Canyon, Texas	W	95-62
J23 Western New Mexico	Canyon, Texas	L	74-75 (ot)
J25 Okla. Panhandle State	Canyon, Texas	W	91-67
J28 Nebraska-Kearney	Kearney, Neb.	L	73-81

J30	Wayne State (Neb.)	Wayne, Neb.	W	71-55
F3	UC-Colorado Springs	Colorado Springs, Colo.	L	56-57
F6	#18 Grand Canyon	Canyon, Texas	W	79-70
F11	#16 Eastern New Mexico	Portales, N.M.	L	71-82
F16	Lubbock Christian	Canyon, Texas	W	91-74
F23	Grand Canyon	Phoenix, Ariz.	L	84-94
F27	#18 Nebraska-Kearney	Canyon, Texas	W	98-74
M4	Lubbock Christian	Lubbock, Texas	W	111-72

1993-94 [20-10] | LSC [9-3]

Opponent	Location	W/L	Score	
N19	Mary-Hardin Baylor	Canyon, Texas	W	86-72
N22	Lubbock Christian	Lubbock, Texas	W	81-76
N27	Colorado State	Fort Collins, Colo.	L	62-102
D5	NW Oklahoma State	Canyon, Texas	W	78-83
D11	Langston	Canyon, Texas	W	84-54
D14	Lubbock Christian	Canyon, Texas	W	84-71
D18	CSU-Pueblo	Canyon, Texas	W	80-76
J5	CSU-Pueblo	Pueblo, Colo.	L	72-79
J8	Science & Arts	Canyon, Texas	W	85-56
J10	Oklahoma State	Stillwater, Okla.	L	45-103
J12	Tarleton	Stephenville, Texas	L	79-80
J15	Cameron	Lawton, Okla.	W	84-77
J17	Central Oklahoma	Edmond, Okla.	L	81-86
J20	Eastern New Mexico	Canyon, Texas	W	86-78
J22	Tex. A&M-Commerce	Canyon, Texas	W	92-75
J24	Tex. A&M-Kingsville	Canyon, Texas	W	88-71
J29	Abilene Christian	Abilene, Texas	L	81-90
J31	Angelo State	San Angelo, Texas	L	85-107
F5	Abilene Christian	Canyon, Texas	W	89-86
F7	Angelo State	Canyon, Texas	W	102-71
F10	Central Oklahoma	Canyon, Texas	W	99-91
F14	Tex. A&M-Kingsville	Kingsville, Texas	W	74-52
F19	Tex. A&M-Commerce	Commerce, Texas	W	78-65
F21	Cameron	Canyon, Texas	W	82-62
F26	Eastern New Mexico	Portales, N.M.	W	63-61

Lone Star Conference Championship

M3	Tex. A&M-Commerce	Canyon, Texas	W	80-69
M5	Abilene Christian	Canyon, Texas	W	85-79

NCAA Tournament (South Central Regional)

M8	Missouri Western	Canyon, Texas	W	94-82
M11	North Alabama	Topeka, Kan.	L	67-74
M12	#20 Central Missouri	Topeka, Kan.	L	74-79

1994-95 [17-10] | LSC [6-6]

Opponent	Location	W/L	Score	
N18	National Christian	Canyon, Texas	W	155-76
N19	Texas Wesleyan	Canyon, Texas	W	87-69
N25	UC-Colorado Springs	Canyon, Texas	W	87-68
N26	Schreiner	Canyon, Texas	W	87-65
D2	Western Colorado	Pueblo, Colo.	W	65-63
D3	CSU-Pueblo	Pueblo, Colo.	L	61-79
D9	Adams State	Canyon, Texas	W	87-75
D19	Kansas State	Manhattan, Kan.	L	44-77
J5	UC-Colorado Springs	Colorado Springs, Colo.	W	59-45
J10	American Indian	Canyon, Texas	W	85-40
J14	Tex. A&M-Kingsville	Kingsville, Texas	L	82-96
J16	Tex. A&M-Commerce	Commerce, Texas	L	60-66
J19	Cameron	Canyon, Texas	W	89-75
J21	Central Oklahoma	Canyon, Texas	L	99-108
J23	Tarleton	Canyon, Texas	W	75-66
J28	Angelo State	San Angelo, Texas	L	67-68
J30	Abilene Christian	Abilene, Texas	W	74-72
F1	Cameron	Lawton, Okla.	L	66-77
F4	Abilene Christian	Canyon, Texas	W	99-82
F6	Angelo State	Canyon, Texas	W	65-62
F9	Eastern New Mexico	Portales, N.M.	W	64-54
F11	Tex. A&M-Commerce	Canyon, Texas	W	70-60
F13	Tex. A&M-Kingsville	Canyon, Texas	W	72-69
F18	Tarleton	Stephenville, Texas	W	67-40
F20	#18 Central Oklahoma	Edmond, Okla.	L	80-89
F25	Eastern New Mexico	Canyon, Texas	L	57-59

Lone Star Conference Championship

M2	Tex. A&M-Commerce	Commerce, Texas	L	60-71
----	-------------------	-----------------	---	-------

1995-96 [18-10] | LSC [????]

Opponent	Location	W/L	Score	
N18	McMurry	Canyon, Texas	W	68-65
N20	UC-Colorado Springs	Canyon, Texas	W	80-69
N22	National Christian	Canyon, Texas	W	88-69
N24	LeTourneau	Canyon, Texas	W	111-63
N25	Wiley	Canyon, Texas	W	120-77
N30	Cameron	Lawton, Okla.	L	71-81
D9	CSU-Pueblo	Canyon, Texas	W	86-80
D16	Abilene Christian	Canyon, Texas	W	92-69
D18	Angelo State	Canyon, Texas	W	106-60
D29	Adams State	Alamosa, Colo.	W	77-75
D30	Colorado State	Fort Collins, Colo.	L	64-94
J6	Midwestern State	Wichita Falls, Texas	L	86-106
J8	Central Oklahoma	Edmond, Okla.	W	88-85
J11	Tarleton	Canyon, Texas	W	81-74
J13	Tex. A&M-Commerce	Canyon, Texas	L	80-81
J15	Eastern New Mexico	Portales, N.M.	W	79-65
J20	#8 Tex. A&M-Kingsville	Kingsville, Texas	L	73-84
J25	Cameron	Canyon, Texas	W	69-60
J27	Eastern New Mexico	Canyon, Texas	W	90-81

F1	Central Oklahoma	Canyon, Texas	W	111-83
F3	Midwestern State	Canyon, Texas	W	92-91
F8	Tex. A&M-Commerce	Commerce, Texas	L	61-67
F10	Tarleton	Stephenville, Texas	L	65-66
F15	#14 Tex. A&M-Kingsville	Canyon, Texas	W	101-79
F22	Angelo State	San Angelo, Texas	L	83-87
F24	Abilene Christian	Abilene, Texas	L	69-74

Lone Star Conference Championship

F27	Abilene Christian	Canyon, Texas	W	79-73
M1	#11 Tex. A&M-Kingsville	Commerce, Texas	L	85-94

1996-97 [15-13] | LSC [7-9]

Opponent	Location	W/L	Score	
N22	New Mexico Highlands	Canyon, Texas	W	90-64
N25	CSU-Pueblo	Pueblo, Colo.	W	78-76
N29	SW Oklahoma State	Canyon, Texas	W	77-46
N30	Phillips	Canyon, Texas	L	67-70(ot)
D2	Concordia	Canyon, Texas	W	106-53
D6	Missouri Western	St. Joseph, Mo.	L	61-78
D7	Virginia Union	St. Joseph, Mo.	L	62-74
D11	Science & Arts	Canyon, Texas	W	90-61
D14	Abilene Christian	Abilene, Texas	L	69-78
D16	Angelo State	San Angelo, Texas	L	56-71
J4	SW Assemblies of God	Canyon, Texas	W	115-34
J7	Midwestern State	Canyon, Texas	W	90-68
J9	#2 Central Oklahoma	Canyon, Texas	W	90-68
J11	Tarleton	Stephenville, Texas	L	63-72
J13	Tex. A&M-Commerce	Commerce, Texas	L	61-67
J18	Tex. A&M-Kingsville	Canyon, Texas	W	93-66
J21	Okla. Panhandle State	Canyon, Texas	W	88-73
J25	Eastern New Mexico	Portales, N.M.	W	78-59
J21	Midwestern State	Wichita Falls, Texas	L	65-77
F6	#18 Tex. A&M-Commerce	Canyon, Texas	L	58-76
F8	Tarleton	Canyon, Texas	W	77-75
F10	Eastern New Mexico	Canyon, Texas	W	74-62
F13	Tex. A&M-Kingsville	Kingsville, Texas	L	81-82
F20	Angelo State	Canyon, Texas	W	62-59
F22	Abilene Christian	Canyon, Texas	L	61-65

Lone Star Conference Championship

F25	Abilene Christian	Abilene, Texas	W	86-82
F28	#18 Tex. A&M-Commerce	Commerce, Texas	L	67-87

1997-98 [26-5] | LSC [11-3]

Opponent	Location	W/L	Score	
N15	Fort Lewis	Durango, Colo.	W	86-69
N17	New Mexico Highlands	Las Vegas, N.M.	W	96-82
N20	SW Oklahoma State	Weatherford, Okla.	W	86-56
N22	Cameron	Lawton, Okla.	W	83-66
N25	Okla. Panhandle State	Canyon, Texas	W	79-63
N27	New Mexico Highlands	Canyon, Texas	W	87-64
N29	Fort Lewis	Canyon, Texas	W	113-74
D4	Ouachita Baptist	Canyon, Texas	W	74-53
D6	Harding	Canyon, Texas	W	71-60
D9	Okla. Panhandle State	Goodwell, Okla.	W	78-74
J3	SW Assemblies of God	Canyon, Texas	W	91-56
J8	Midwestern State	Canyon, Texas	W	97-84
J10	Tarleton	Canyon, Texas	W	79-68
J15	Angelo State	San Angelo, Texas	W	84-66
J17	#22 Abilene Christian	Abilene, Texas	W	94-93(ot)
J22	Tex. A&M-Commerce	Commerce, Texas	L	73-76
J24	Tex. A&M-Kingsville	Kingsville, Texas	L	65-69
J28	Jarvis Christian	Canyon, Texas	W	94-46
J31	Eastern New Mexico	Portales, N.M.	W	64-49
F5	#22 Tex. A&M-Commerce	Canyon, Texas	W	73-64
F7	Tex. A&M-Kingsville	Canyon, Texas	W	82-70
F9	Eastern New Mexico	Canyon, Texas	W	75-63
F12	Midwestern State	Wichita Falls, Texas	W	97-91
F14	Tarleton	Stephenville, Texas	W	73-59
F19	Angelo State	Canyon, Texas	W	85-82
F21	Abilene Christian	Canyon, Texas	L	87-91

Lone Star Conference Championship

F24	#24 Tex. A&M-Commerce	Canyon, Texas	W	89-78
F26	#21 Central Oklahoma	Edmond, Okla.	L	101-123

NCAA Tournament (South Central Regional)

M6	#22 Pittsburg State	Canyon, Texas	W	90-79
M7	#15 Central Oklahoma	Canyon, Texas	W	105-101

NCAA Tournament (Elite Eight)

M19	#7 UC Davis	Louisville, Ken.	L	55-63
-----	-------------	------------------	---	-------

1998-99 [22-7] | LSC [13-1]

Opponent	Location	W/L	Score	
N13	SW Assemblies of God	Canyon, Texas	W	116-48
N19	Northeastern State	Tahlequah, Okla.	L	64-67
N21	Central Oklahoma	Edmond, Okla.	L	96-100
N24	Okla. Panhandle State	Goodwell, Okla.	W	63-58
N27	LIU-Post	Canyon, Texas	W	105-52
N28	Missouri Western	Canyon, Texas	W	83-69
D3	East Central	Canyon, Texas	W	88-80
D5	SE Oklahoma State	Canyon, Texas	W	77-59
D8	Okla. Panhandle State	Canyon, Texas	W	76-68
D11	St. Edward's	Abilene, Texas	L	78-86
J2	Christian Heritage	Santa Barbara, Calif.	W	81-75
J3	Westmont	Santa Barbara, Calif.	L	63-76
J7	Angelo State	Canyon, Texas	W	78-61
J9	#22 Abilene Christian	Canyon, Texas	W	75-60
J14	#14 Midwestern State	Wichita Falls, Texas	L	83-108

J16	Tarleton	Stephenville, Texas	W	75-69
J21	Tex. A&M-Commerce	Commerce, Texas	W	84-76
J23	Tex. A&M-Kingsville	Kingsville, Texas	W	82-69
F1	Eastern New Mexico	Canyon, Texas	W	96-95
F4	Tex. A&M-Kingsville	Canyon, Texas	W	80-78
F6	Tex. A&M-Commerce	Canyon, Texas	W	108-84
F8	Eastern New Mexico	Portales, N.M.	W	85-68
F11	#25 Abilene Christian	Abilene, Texas	W	87-82
F13	Angelo State	San Angelo, Texas	W	71-68
F18	Tarleton	Canyon, Texas	W	72-65
F20	#21 Midwestern State	Canyon, Texas	W	113-95

Lone Star Conference Championship

F23	Central Oklahoma	Canyon, Texas	W	92-91
F25	Tarleton	Canyon, Texas	L	60-62

NCAA Tournament (South Central Regional)

M5	Abilene Christian	Wichita Falls, Texas	L	96-102(3ot)
----	-------------------	----------------------	---	-------------

1999-00 [21-7] | LSC [13-1]

Opponent	Location	W/L	Score	
N19	Adams State	Durango, Colo.	L	72-75
N20	Fort Lewis	Durango, Colo.	W	70-60
N23	Okla. Panhandle State	Goodwell, Okla.	W	87-64
N26	SW Oklahoma State	Canyon, Texas	W	85-73
D2	Ouachita Baptist	Arkadelphia, Ark.	L	74-76
D4	Harding	Searcy, Ark.	W	71-60
D9	SW Assemblies of God	Canyon, Texas	W	122-52
D11	Cameron	Canyon, Texas	W	85-77
D27	#18 Western Washington	Stephenville, Texas	W	75-55
D28	St. Mary's	Stephenville, Texas	W	74-60
J4	Midwestern State	Canyon, Texas	L	73-85
J6	Tarleton	Canyon, Texas	W	92-85
J8	Angelo State	San Angelo, Texas	L	77-78
J10	Abilene Christian	Abilene, Texas	W	71-68
J15	Eastern New Mexico	Portales, N.M.	W	71-46
J20	Tex. A&M-Kingsville	Canyon, Texas	L	69-77
J27	Tarleton	Stephenville, Texas	W	68-65(ot)
J29	Midwestern State	Wichita Falls, Texas	L	82-94
F3	Abilene Christian	Canyon, Texas	W	103-56
F5	Angelo State	Canyon, Texas	W	78-75
F7	Tex. A&M-Commerce	Commerce, Texas	W	94-89(2ot)
F12	Eastern New Mexico	Canyon, Texas	W	84-68
F19	Tex. A&M-Kingsville	Kingsville, Texas	W	80-77(ot)
F22	Okla. Panhandle State	Canyon, Texas	W	93-62
F26	Tex. A&M-Commerce	Canyon, Texas	W	66-59

Lone Star Conference Championship

F29	Harding	Canyon, Texas	W	92-67
M3	#14 Northeastern State	Tahlequah, Okla.	W	60-49
M4	Midwestern State	Tahlequah, Okla.	L	83-93

2000-01 [23-8] | LSC [10-2]

Opponent	Location	W/L	Score	
N17	Midwestern State	Wichita Falls, Texas	L	69-79
N18	SW Oklahoma State	Wichita Falls, Texas	W	84-70
N24	Fort Lewis	Alamosa, Colo.	L	75-85
N25	Adams State	Alamosa, Colo.	L	75-79
N28	Okla. Panhandle State	Goodwell, Okla.	W	90-89(ot)
D2	Fort Lewis	Canyon, Texas	W	85-69
D5	Midwestern State	Canyon, Texas	W	87-74
D9	National Christian	Canyon, Texas	W	104-62
D30	Adams State	Canyon, Texas	W	94-65
J4	Northeastern State	Canyon, Texas	L	62-65
J6	Central Oklahoma	Canyon, Texas	W	90-64
J11	East Central	Ada, Okla.	W	66-61
J13	SE Oklahoma State	Durant, Okla.	L	69-75(ot)
J18	Angelo State	San Angelo, Texas	L	60-63(

D29	New Mexico Highlands..Canyon, Texas.....	W.....	77-72
J3	#2 Northeastern State...Tahlequah, Okla.....	L.....	51-74
J5	Central Oklahoma.....Edmond, Okla.....	L.....	68-85
J10	East Central.....Canyon, Texas.....	W.....	81-66
J12	SE Oklahoma State.....Canyon, Texas.....	W.....	82-76
J19	Tarleton.....Stephenville, Texas.....	L.....	54-72
J24	Angelo State.....Canyon, Texas.....	L.....	80-82
J26	Abilene Christian.....Canyon, Texas.....	W.....	80-58
J28	Eastern New Mexico.....Portales, N.M.....	L.....	73-82
J31	Tex. A&M-Kingsville.....Canyon, Texas.....	W.....	70-59
F2	Tex. A&M-Commerce.....Canyon, Texas.....	W.....	75-54
F7	Tex. A&M-Commerce.....Commerce, Texas.....	W.....	79-76 (ot)
F9	Tex. A&M-Kingsville.....Kingsville, Texas.....	L.....	76-80
F14	Tarleton.....Canyon, Texas.....	W.....	73-69 (ot)
F18	Eastern New Mexico.....Canyon, Texas.....	L.....	77-81 (ot)
F21	Abilene Christian.....Abilene, Texas.....	W.....	82-70
F23	Angelo State.....San Angelo, Texas.....	L.....	62-88

2002-03 [21-10] | LSC [8-4]

Opponent	Location	W/L	Score
N22	Southwest Baptist.....Goodwell, Okla.....	W.....	76-59
N23	Lubbock Christian.....Goodwell, Okla.....	L.....	61-65
N26	New Mexico Highlands..Canyon, Texas.....	W.....	85-75
N29	UT Permian Basin.....Canyon, Texas.....	W.....	93-58
N30	Eastern New Mexico.....Canyon, Texas.....	W.....	82-65
D7	Okla. Panhandle State...Canyon, Texas.....	W.....	73-44
D14	New Mexico Highlands..Canyon, Texas.....	W.....	91-58
D19	Okla. Panhandle State...Goodwell, Okla.....	L.....	75-79
D30	#9 Tarleton.....Stephenville, Texas.....	L.....	49-75
J2	#15 Northeastern State...Canyon, Texas.....	L.....	69-75
J9	East Central.....Ada, Okla.....	W.....	79-64
J11	SE Oklahoma State.....Durant, Okla.....	W.....	58-55
J16	SW Oklahoma State.....Canyon, Texas.....	W.....	79-69
J18	Cameron.....Canyon, Texas.....	W.....	82-50
J23	Angelo State.....San Angelo, Texas.....	W.....	80-72
J25	Abilene Christian.....Abilene, Texas.....	W.....	79-63
J30	Tex. A&M-Kingsville.....Canyon, Texas.....	L.....	68-72
F1	Tex. A&M-Commerce.....Canyon, Texas.....	L.....	73-81
F8	#4 Midwestern State.....Wichita Falls, Texas.....	W.....	67-64
F10	Eastern New Mexico.....Canyon, Texas.....	W.....	69-63
F13	#9 Midwestern State.....Canyon, Texas.....	W.....	89-83
F17	Eastern New Mexico.....Portales, N.M.....	L.....	76-85
F20	Abilene Christian.....Canyon, Texas.....	W.....	79-64
F22	Angelo State.....Canyon, Texas.....	W.....	84-73
F27	Tex. A&M-Commerce.....Commerce, Texas.....	W.....	77-66
M1	Tex. A&M-Kingsville.....Kingsville, Texas.....	L.....	76-80

Lone Star Conference Championship

M4	Central Oklahoma.....Canyon, Texas.....	W.....	88-84
M7	#4 Northeastern State...Portales, N.M.....	W.....	78-56
M8	#2 Tarleton.....Portales, N.M.....	W.....	69-61

NCAA Tournament (South Central Regional)

M14	#17 Washburn.....Stephenville, Texas.....	L.....	73-75
-----	---	--------	-------

2003-04 [16-14] | LSC [8-4]

Opponent	Location	W/L	Score
N15	Lubbock Christian.....Lubbock, Texas.....	W.....	89-88 (ot)
N21	Colo. School of Mines.....Golden, Colo.....	L.....	75-89
N22	Colorado Mesa.....Golden, Colo.....	W.....	79-77
N28	CSU-Pueblo.....Canyon, Texas.....	W.....	65-61
N29	SW Oklahoma State.....Canyon, Texas.....	L.....	56-76
D4	Northeastern State.....Tahlequah, Okla.....	L.....	46-62
D6	Central Oklahoma.....Edmond, Okla.....	L.....	76-81
D15	Lubbock Christian.....Canyon, Texas.....	W.....	100-93 (ot)
D29	Okla. Panhandle State...Goodwell, Okla.....	W.....	68-66
J3	East Central.....Canyon, Texas.....	W.....	78-33
J5	SE Oklahoma State.....Canyon, Texas.....	W.....	66-63
J8	SW Oklahoma State.....Weatherford, Okla.....	W.....	70-64
J10	Cameron.....Lawton, Okla.....	W.....	87-81 (ot)
J13	Okla. Panhandle State...Canyon, Texas.....	W.....	84-75
J17	#3 Tarleton.....Canyon, Texas.....	L.....	60-63
J22	Tex. A&M-Kingsville.....Kingsville, Texas.....	L.....	68-86
J24	Tex. A&M-Commerce.....Commerce, Texas.....	W.....	82-65
J29	Angelo State.....Canyon, Texas.....	W.....	94-79
J31	Abilene Christian.....Canyon, Texas.....	W.....	76-61
F2	Eastern New Mexico.....Portales, N.M.....	L.....	74-89
F7	Midwestern State.....Wichita Falls, Texas.....	L.....	69-86
F9	Eastern New Mexico.....Canyon, Texas.....	L.....	72-77 (ot)
F14	Midwestern State.....Canyon, Texas.....	W.....	88-74
F19	Tex. A&M-Commerce.....Canyon, Texas.....	W.....	77-63
F21	Tex. A&M-Kingsville.....Canyon, Texas.....	W.....	79-76
F26	Abilene Christian.....Abilene, Texas.....	W.....	67-66
F28	Angelo State.....San Angelo, Texas.....	W.....	77-72

Lone Star Conference Championship

M2	Northeastern State.....Tahlequah, Okla.....	L.....	52-65
----	---	--------	-------

2004-05 [16-14] | LSC [8-4]

Opponent	Location	W/L	Score
N19	Central Arkansas.....Conway, Ark.....	L.....	70-76 (ot)
N22	Okla. Panhandle State...Goodwell, Okla.....	W.....	69-66
N26	Missouri Southern.....Canyon, Texas.....	W.....	67-57
N27	#14 SW Oklahoma State..Canyon, Texas.....	L.....	47-50
D2	#14 SW Oklahoma State..Canyon, Texas.....	L.....	50-53
D4	Cameron.....Canyon, Texas.....	W.....	82-72
D11	Central Arkansas.....Canyon, Texas.....	L.....	55-64
D13	Tarleton.....Stephenville, Texas.....	L.....	63-80
D18	#21 CSU-San Bernardino...Las Vegas, Nev.....	L.....	55-76

D19	#25 Pittsburg State.....Las Vegas, Nev.....	L.....	51-64
D30	Okla. Panhandle State...Canyon, Texas.....	W.....	64-63
J6	Northeastern State.....Canyon, Texas.....	W.....	73-46
J8	Central Oklahoma.....Canyon, Texas.....	L.....	58-64
J13	East Central.....Ada, Okla.....	W.....	92-60
J15	#24 SE Oklahoma State..Durant, Okla.....	L.....	49-70
J20	Midwestern State.....Canyon, Texas.....	W.....	81-52
J22	#13 Tex. A&M-Commerce..Canyon, Texas.....	L.....	50-67
J24	Eastern New Mexico.....Canyon, Texas.....	W.....	66-59
J27	Tex. A&M-Kingsville.....Kingsville, Texas.....	L.....	58-66
F3	Angelo State.....Canyon, Texas.....	W.....	72-56
F6	Abilene Christian.....Canyon, Texas.....	W.....	97-83
F10	Angelo State.....San Angelo, Texas.....	L.....	69-74
F12	Abilene Christian.....Abilene, Texas.....	W.....	78-68
F17	Midwestern State.....Wichita Falls, Texas.....	W.....	72-72 (ot)
F19	#11 Tex. A&M-Commerce..Commerce, Texas.....	L.....	59-75
F21	Eastern New Mexico.....Portales, N.M.....	W.....	81-78
F24	Tex. A&M-Kingsville.....Canyon, Texas.....	W.....	81-70

Lone Star Conference Championship

M1	Central Oklahoma.....Edmond, Okla.....	W.....	79-67
M4	Midwestern State.....Commerce, Texas.....	W.....	80-75
M5	#8 Tex. A&M-Commerce..Commerce, Texas.....	L.....	62-77

2005-06 [23-8] | LSC [9-3]

Opponent	Location	W/L	Score
N15	Okla. Panhandle State...Goodwell, Okla.....	W.....	77-67
N19	New Mexico Highlands..Las Vegas, N.M.....	W.....	81-72
N22	Lubbock Christian.....Lubbock, Texas.....	W.....	63-53
N25	Western Colorado.....Canyon, Texas.....	W.....	89-54
N26	Ouachita Baptist.....Canyon, Texas.....	W.....	76-71
D1	Cameron.....Lawton, Okla.....	L.....	66-70
D3	SW Oklahoma State.....Weatherford, Okla.....	L.....	64-65 (ot)
D8	Lubbock Christian.....Canyon, Texas.....	W.....	74-53
D10	Okla. A&M-Commerce.....Canyon, Texas.....	W.....	69-62
D17	Okla. Panhandle State...Canyon, Texas.....	W.....	69-64
D30	New Mexico Highlands..Canyon, Texas.....	W.....	75-61
J5	Central Oklahoma.....Edmond, Okla.....	L.....	58-69
J7	Northeastern State.....Tahlequah, Okla.....	L.....	50-64
J12	SE Oklahoma State.....Canyon, Texas.....	W.....	86-80 (ot)
J14	East Central.....Canyon, Texas.....	W.....	72-63
J17	Abilene Christian.....Abilene, Texas.....	W.....	65-55
J21	Angelo State.....Canyon, Texas.....	W.....	77-71
J25	Midwestern State.....Canyon, Texas.....	W.....	90-58
J28	#25 Tarleton.....Stephenville, Texas.....	L.....	66-68
J30	Eastern New Mexico.....Canyon, Texas.....	W.....	93-81
F4	Texas A&M-Kingsville.....Canyon, Texas.....	W.....	74-60
F6	Eastern New Mexico.....Portales, N.M.....	W.....	92-89
F11	Texas A&M-Kingsville.....Kingsville, Texas.....	L.....	67-75
F14	Abilene Christian.....Canyon, Texas.....	W.....	87-73
F18	Angelo State.....San Angelo, Texas.....	W.....	81-77
F22	Midwestern State.....Wichita Falls, Texas.....	L.....	79-82
F25	#6 Tarleton.....Canyon, Texas.....	W.....	80-60

Lone Star Conference Championship

F27	SW Oklahoma State.....Canyon, Texas.....	W.....	84-70
M3	SE Oklahoma State.....Durant, Okla.....	W.....	64-62
M4	#13 Tarleton.....Durant, Okla.....	W.....	92-85

NCAA Tournament (South Central Regional)

M11	Northwest Missouri State..Bolivar, Mo.....	L.....	51-66
-----	--	--------	-------

2006-07 [18-11] | LSC [9-3]

Opponent	Location	W/L	Score
N17	Pittsburg State.....Joplin, Mo.....	L.....	59-73
N18	Missouri Southern.....Joplin, Mo.....	L.....	70-75
N24	Adams State.....Canyon, Texas.....	L.....	62-69
N25	Ouachita Baptist.....Canyon, Texas.....	W.....	83-65
N27	New Mexico Highlands..Las Vegas, N.M.....	W.....	83-64
N30	Cameron.....Canyon, Texas.....	L.....	84-90
D2	SW Oklahoma State.....Canyon, Texas.....	L.....	81-84 (ot)
D4	Lubbock Christian.....Lubbock, Texas.....	W.....	92-84
D7	Texas A&M-Commerce.....Commerce, Texas.....	W.....	65-64
D16	Wayland Baptist.....Canyon, Texas.....	W.....	80-66
J4	Central Oklahoma.....Canyon, Texas.....	W.....	80-66
J6	Northeastern State.....Canyon, Texas.....	W.....	66-57
J11	#14 SE Oklahoma State..Durant, Okla.....	L.....	75-85 (ot)
J17	Angelo State.....San Angelo, Texas.....	L.....	84-94
J20	Abilene Christian.....Canyon, Texas.....	W.....	78-69
J22	New Mexico Highlands..Canyon, Texas.....	W.....	92-63
J24	Tarleton.....Canyon, Texas.....	W.....	69-62
J27	Midwestern State.....Wichita Falls, Texas.....	L.....	81-90
J29	Eastern New Mexico.....Portales, N.M.....	W.....	91-79
F1	Texas A&M-Kingsville.....Kingsville, Texas.....	W.....	65-63
F5	Eastern New Mexico.....Canyon, Texas.....	W.....	91-79
F8	Texas A&M-Kingsville.....Canyon, Texas.....	W.....	76-67
F14	Angelo State.....Canyon, Texas.....	W.....	85-56
F17	Abilene Christian.....Abilene, Texas.....	W.....	80-68
F21	Tarleton.....Stephenville, Texas.....	W.....	69-63
F24	Midwestern State.....Wichita Falls, Texas.....	L.....	55-61

Lone Star Conference Championship

F27	Texas A&M-Commerce.....Canyon, Texas.....	W.....	82-80
M2	#9 SE Oklahoma State...Wichita Falls, Texas.....	L.....	76-83

NCAA Tournament (South Central Regional)

M10	#19 Midwestern State.....Warrensburg, Mo.....	L.....	81-86
-----	---	--------	-------

2007-08 [21-8] | LSC [11-1]

Opponent	Location	W/L	Score
N16	UC-Colorado Springs.....Alamosa, Colo.....	W.....	80-78
N17	Adams State.....Alamosa, Colo.....	L.....	55-67
N20	Wayland Baptist.....Plainview, Texas.....	L.....	72-86
N23	Western Colorado.....Canyon, Texas.....	W.....	85-55
N24	Harding.....Canyon, Texas.....	W.....	86-80
N27	New Mexico Highlands..Las Vegas, N.M.....	W.....	77-50
N29	Texas A&M-Commerce.....Canyon, Texas.....	W.....	72-65
D1	New Mexico Highlands..Canyon, Texas.....	W.....	80-56
D6	#17 Central Oklahoma...Edmond, Okla.....	L.....	82-90
D8	Northeastern State.....Tahlequah, Okla.....	W.....	64-53
D17	Lubbock Christian.....Canyon, Texas.....	L.....	59-65
J3	SE Oklahoma State.....Canyon, Texas.....	W.....	82-37
J5	East Central.....Canyon, Texas.....	L.....	65-75
J10	Cameron.....Lawton, Okla.....	W.....	82-66
J12	SW Oklahoma State.....Weatherford, Okla.....	W.....	87-73
J15	Angelo State.....Canyon, Texas.....	W.....	71-68
J19	Eastern New Mexico.....Portales, N.M.....	W.....	63-52
J23	Midwestern State.....Canyon, Texas.....	W.....	76-62
J26	Tarleton.....Stephenville, Texas.....	L.....	74-76 (ot)
J30	Texas A&M-Kingsville.....Kingsville, Texas.....	W.....	60-57
F7	Abilene Christian.....Abilene, Texas.....	W.....	90-82
F9	Angelo State.....San Angelo, Texas.....	W.....	84-78
F13	Midwestern State.....Wichita Falls, Texas.....	W.....	86-83 (ot)
F16	Eastern New Mexico.....Canyon, Texas.....	W.....	72-58
F20	Texas A&M-Kingsville.....Canyon, Texas.....	W.....	69-51
F23	#12 Tarleton.....Canyon, Texas.....	W.....	64-58
F27	Abilene Christian.....Canyon, Texas.....	W.....	82-77

Lone Star Conference Championship

M5	Texas A&M-Commerce.....Bartlesville, Okla.....	L.....	63-69
M15	Southwest Baptist.....Stephenville, Texas.....	L.....	79-95

2008-09 [16-11] | LSC [6-6]

Opponent	Location	W/L	Score
N18	Adams State.....Alamosa, Colo.....	W.....	74-66
N22	Okla. Panhandle State...Goodwell, Okla.....	W.....	86-74
N25	New Mexico Highlands..Las Vegas, N.M.....	L.....	70-90
N28	CSU-Pueblo.....Canyon, Texas.....	W.....	71-59
N29	South Dakota.....Canyon, Texas.....	W.....	77-76
D4	#3 Central Oklahoma.....Canyon, Texas.....	W.....	80-67
D6	Northeastern State.....Canyon, Texas.....	L.....	69-76
D13	East Central.....Ada, Okla.....	W.....	90-67
D15	SE Oklahoma State.....Durant, Okla.....	L.....	58-63
D18	Okla. Panhandle State...Canyon, Texas.....	W.....	65-40
D30	New Mexico Highlands..Canyon, Texas.....	W.....	74-59
J3	SW Oklahoma State.....Canyon, Texas.....	W.....	79-68
J5	Cameron.....Canyon, Texas.....	W.....	70-55
J7	Adams State.....Canyon, Texas.....	L.....	59-61
J10	Texas A&M-Commerce.....Commerce, Texas.....	L.....	72-78
J17	Abilene Christian.....Canyon, Texas.....	W.....	77-63
J21	Midwestern State.....Canyon, Texas.....	W.....	67-61
J24	Tarleton.....Stephenville, Texas.....	W.....	69-59
J28	Angelo State.....Canyon, Texas.....	L.....	71-79
J31	Texas A&M-Kingsville.....Kingsville, Texas.....	L.....	60-68
F4	Eastern New Mexico.....Canyon, Texas.....	W.....	69-47
F7	Eastern New Mexico.....Portales, N.M.....	W.....	73-52
F11	#23 Midwestern State...Wichita Falls, Texas.....	L.....	75-85
F14	Tarleton.....Canyon, Texas.....	L.....	58-64
F18	Angelo State.....San Angelo, Texas.....	L.....	63-65
F21	Texas A&M-Kingsville.....Canyon, Texas.....	W.....	64-55
F28	Abilene Christian.....Abilene, Texas.....	L.....	61-62

2009-10 [16-13] | LSC [6-6]

Opponent	Location	W/L	Score
N17	New Mexico Highlands..Las Vegas, Nev.....	W.....	89-87 (ot)
N20	Arkansas Tech.....Weatherford, Okla.....	L.....	63-78
N21	Missouri-St. Louis.....Weatherford, Okla.....	L.....	64-81
N24	Okla. Panhandle State...Goodwell, Okla.....	L.....	71-77 (ot)
N27	UT Permian Basin.....Canyon, Texas.....	W.....	74-51
N28	SW Oklahoma State.....Canyon, Texas.....	W.....	74-55
D3	East Central.....Canyon, Texas.....	W.....	119-111 (3ot)
D5	SE Oklahoma State.....Canyon, Texas.....	W.....	60-58
D12	SW Oklahoma State.....Weatherford, Okla.....	W.....	80-72
D14	Cameron.....Lawton, Okla.....	L.....	47-50
D21	Texas A&M-Commerce.....Canyon, Texas.....	W.....	92-71
D29	New Mexico Highlands..Canyon, Texas.....	W.....	92-56
D32	Okla. Panhandle State...Canyon, Texas.....	W.....	91-62
J7			

2010-11 (23-7) | LSC (9-5)

Opponent	Location	W/L	Score
N12 Emporia State	Bartlesville, Okla.	W	70-67
N13 Newiman	Bartlesville, Okla.	W	83-68 (ot)
N19 Wayland Baptist	Canyon, Texas	W	56-50
N29 Okla. Panhandle State	Goodwell, Okla.	W	86-60
D2 Cameron	Canyon, Texas	W	75-67 (ot)
D4 SW Oklahoma State	Canyon, Texas	W	79-68 (ot)
D9 Rhema Bible	Canyon, Texas	W	94-40
D11 Texas A&M-Commerce	Commerce, Texas	W	76-75
D15 UT Permian Basin	Canyon, Texas	W	68-56
D18 #13 Central Oklahoma	Canyon, Texas	W	67-60
D20 Northeastern State	Canyon, Texas	W	63-53
J6 SE Oklahoma State	Durant, Okla.	W	72-66
J8 East Central	Ada, Okla.	W	82-66
J12 #12 Incarnate Word	San Antonio, Texas	L	61-78
J15 Eastern New Mexico	Canyon, Texas	L	79-73
J19 Abilene Christian	Canyon, Texas	W	71-54
J22 Angelo State	San Angelo, Texas	W	62-59
J26 Tarleton	Canyon, Texas	W	43-36
J29 Midwestern State	Wichita Falls, Texas	L	54-69
F2 Texas A&M-Kingsville	Kingsville, Texas	W	70-56
F5 Texas A&M-Kingsville	Canyon, Texas	L	73-77
F9 Abilene Christian	Abilene, Texas	W	77-65
F12 Angelo State	Canyon, Texas	W	81-61
F16 #25 Tarleton	Stephenville, Texas	L	42-47
F19 Midwestern State	Canyon, Texas	W	68-56
F23 Incarnate Word	Canyon, Texas	W	81-71
F26 Eastern New Mexico	Portales, N.M.	W	74-54

Lone Star Conference Championship

M3 Cameron	Bartlesville, Okla.	W	79-59
M5 #7 Central Oklahoma	Bartlesville, Okla.	L	63-66 (2ot)

NCAA Tournament (South Central Regional)

M12 #13 Fort Hays State	Edmond, Okla.	L	49-75
-------------------------	---------------	---	-------

2011-12 (19-9) | LSC (12-6)

Opponent	Location	W/L	Score
N11 Northeastern State	Wichita, Kan.	W	52-47
N12 Missouri S&T	Wichita, Kan.	W	63-59
N18 Texas A&M Int'l	Odessa, Texas	L	50-53
N19 UT Permian Basin	Odessa, Texas	W	81-75
D1 Incarnate Word	San Antonio, Texas	W	65-63
D3 Texas A&M-Kingsville	Kingsville, Texas	W	69-61
D7 Okla. Panhandle State	Canyon, Texas	W	68-45
D10 UT Permian Basin	Canyon, Texas	W	61-45
D13 Abilene Christian	Abilene, Texas	W	61-58
D17 Angelo State	Canyon, Texas	W	71-44
D30 Okla. Panhandle State	Goodwell, Okla.	W	94-52
J4 Texas A&M-Commerce	Canyon, Texas	W	77-72
J7 #9 Tarleton	Stephenville, Texas	L	56-59
J11 #11 Midwestern State	Wichita Falls, Texas	L	60-66 (ot)
J14 Cameron	Canyon, Texas	L	64-68
J18 Eastern New Mexico	Canyon, Texas	W	71-68
J21 Eastern New Mexico	Portales, N.M.	L	66-68
J26 Incarnate Word	Canyon, Texas	L	53-63
J28 Texas A&M-Kingsville	Canyon, Texas	W	69-40
F8 Abilene Christian	Canyon, Texas	W	57-49
F11 Angelo State	San Angelo, Texas	W	61-56
F15 Texas A&M-Commerce	Commerce, Texas	W	70-60
F18 #5 Tarleton	Stephenville, Texas	W	62-53
F22 #5 Midwestern State	Canyon, Texas	W	60-56
F25 Cameron	Lawton, Okla.	L	61-67

Lone Star Conference Championship

F29 Eastern New Mexico	Allen, Texas	W	80-47
M2 #7 Tarleton	Allen, Texas	L	37-59

NCAA Tournament (South Central Regional)

M10 #15 Arkansas Tech	Wichita Falls, Texas	L	68-79
-----------------------	----------------------	---	-------

2012-13 (18-10) | LSC (9-9)

Opponent	Location	W/L	Score
N9 SW Oklahoma State	Weatherford, Okla.	W	59-53
N10 LSU-Shreveport	Weatherford, Okla.	W	54-40
N16 CSU-Pueblo	Pueblo, Colo.	W	76-73
N17 Oklahoma Christian	Pueblo, Colo.	W	55-52
N23 Missouri Southern	Canyon, Texas	W	57-55
N24 CSU-Pueblo	Canyon, Texas	W	79-65
N28 Abilene Christian	Canyon, Texas	L	58-59
D1 Angelo State	San Angelo, Texas	W	73-44
D5 Midwestern State	Wichita Falls, Texas	L	62-65 (ot)
D8 Cameron	Canyon, Texas	W	57-38
D29 Okla. Panhandle State	Canyon, Texas	W	69-57
J3 Hillsdale Baptist	Canyon, Texas	W	77-47
J10 Incarnate Word	San Antonio, Texas	L	62-66
J12 Texas A&M-Kingsville	Kingsville, Texas	L	61-64 (ot)
J16 Texas A&M-Commerce	Canyon, Texas	W	67-53
J19 Tarleton	Stephenville, Texas	L	50-65
J23 Eastern New Mexico	Portales, N.M.	W	69-65 (ot)
J26 Eastern New Mexico	Canyon, Texas	L	57-71
J29 Abilene Christian	Abilene, Texas	W	78-69
F2 Angelo State	Canyon, Texas	W	82-67
F6 Midwestern State	Canyon, Texas	L	42-55
F9 Cameron	Lawton, Okla.	L	62-73
F21 Incarnate Word	Canyon, Texas	L	67-69
F23 Texas A&M-Kingsville	Canyon, Texas	W	57-56
F27 Texas A&M-Commerce	Commerce, Texas	W	54-39
M2 Tarleton	Canyon, Texas	W	58-55

Lone Star Conference Championship

M6 Cameron	Allen, Texas	W	65-60
M8 Tarleton	Allen, Texas	L	48-66

2013-14 (10-17) | LSC (2-12)

Opponent	Location	W/L	Score
N9 Newiman	Wichita, Kan.	W	84-67
N15 CSU-Pueblo	Pueblo, Colo.	L	55-71
N16 #1 MSU-Denver	Pueblo, Colo.	L	50-65
N19 Okla. Panhandle State	Goodwell, Okla.	W	65-68
N25 Wayland Baptist	Canyon, Texas	W	84-82
N29 SW Oklahoma State	Canyon, Texas	L	67-73
N30 Pittsburg State	Canyon, Texas	W	70-58
D7 Newiman	Canyon, Texas	W	82-65
D14 Okla. Panhandle State	Canyon, Texas	W	72-62
D18 Pittsburg State	Pittsburg, Kan.	L	79-85
J3 Hillsdale Baptist	Canyon, Texas	W	85-65
J8 Midwestern State	Canyon, Texas	L	70-76
J11 Cameron	Lawton, Okla.	L	68-69
J15 Angelo State	San Angelo, Texas	L	59-71
J18 Texas A&M-Kingsville	Canyon, Texas	W	82-59
J22 #4 Tarleton	Canyon, Texas	L	63-87
J25 Texas A&M-Commerce	Commerce, Texas	L	84-93
J29 SD School of Mines	Canyon, Texas	W	70-60
F1 Eastern New Mexico	Canyon, Texas	L	57-58
F5 Angelo State	Canyon, Texas	L	47-69
F8 Texas A&M-Kingsville	Kingsville, Texas	W	58-51
F12 Midwestern State	Wichita Falls, Texas	L	63-74
F15 Cameron	Canyon, Texas	L	58-63
F19 #3 Tarleton	Stephenville, Texas	L	68-81
F22 Texas A&M-Commerce	Canyon, Texas	L	82-83
M1 Eastern New Mexico	Portales, N.M.	L	63-94

Lone Star Conference Championship

M5 #5 Tarleton	Allen, Texas	L	70-89
----------------	--------------	---	-------

2014-15 (17-12) | LSC (7-7)

Opponent	Location	W/L	Score
N14 CSU-Pueblo	Pueblo, Colo.	L	81-94
N15 Western Colorado	Pueblo, Colo.	L	88-97 (2ot)
N18 Wayland Baptist	Plainview, Texas	L	91-99
N22 CSU-Pueblo	Canyon, Texas	W	82-66
N26 Pittsburg State	Canyon, Texas	W	72-63
N28 Harding	Canyon, Texas	W	81-80
N29 Emporia State	Canyon, Texas	L	63-68
D3 Lubbock Christian	Canyon, Texas	W	67-58
D13 St. Gregory's	Canyon, Texas, Fla.	W	89-49
D18 Nova Southeastern	Fort Lauderdale, Fla.	W	82-66
D20 Missouri St. Louis	Fort Lauderdale, Fla.	W	67-59
J2 Mid-America Christian	Canyon, Texas	W	92-84 (ot)
J3 Hillsdale Baptist	Canyon, Texas	W	105-58
J7 Midwestern State	Wichita Falls, Texas	L	58-73
J10 Cameron	Canyon, Texas	W	83-82
J14 #14 Angelo State	Canyon, Texas	L	60-88
J17 Texas A&M-Kingsville	Kingsville, Texas	W	71-52
J21 #15 Tarleton	Stephenville, Texas	L	71-76
J24 Texas A&M-Commerce	Canyon, Texas	L	75-76
J27 Langston	Canyon, Texas	W	92-71
J31 Eastern New Mexico	Portales, N.M.	W	76-73
F4 #7 Angelo State	San Angelo, Texas	L	68-77
F7 Texas A&M-Kingsville	Canyon, Texas	W	74-68
F11 Midwestern State	Canyon, Texas	W	73-60
F14 Cameron	Lawton, Okla.	W	88-73
F18 #11 Tarleton	Canyon, Texas	L	60-64
F21 Texas A&M-Commerce	Commerce, Texas	L	69-73
F28 Eastern New Mexico	Canyon, Texas	W	96-86

Lone Star Conference Championship

M5 Texas A&M-Commerce	Allen, Texas	L	64-79
-----------------------	--------------	---	-------

2015-16 (21-10) | LSC (9-5)

Opponent	Location	W/L	Score
N13 Fort Lewis	Durango, Colo.	L	81-91
N14 New Mexico Highlands	Durango, Colo.	W	89-74
N19 Lubbock Christian	Canyon, Texas	L	64-74
N21 New Mexico Highlands	Canyon, Texas	W	105-92
N24 Science & Arts	Canyon, Texas	W	93-58
N27 Nova Southeastern	Canyon, Texas	W	90-61
N28 Emporia State	Canyon, Texas	W	84-68
D1 Okla. Panhandle State	Goodwell, Okla.	W	87-77
D3 Lubbock Christian	Lubbock, Texas	L	74-93
D8 Mid-America Christian	Canyon, Texas	W	81-76
D12 Wayland Baptist	Canyon, Texas	W	95-74
D15 PR-Rio Piedras	Bayamon, P.R.	L	62-66
D17 PR-Bayamon	Bayamon, P.R.	W	72-64
D18 PR-Humacao	Bayamon, P.R.	W	74-51
D31 Cameron	Canyon, Texas	L	80-83 (ot)
J2 Oklahoma City	Canyon, Texas	W	87-74
J6 #6 Midwestern State	Canyon, Texas	L	65-74
J10 Cameron	Lawton, Okla.	W	83-78
J13 #15 Angelo State	San Angelo, Texas	L	75-85
J16 Tex. A&M-Kingsville	Canyon, Texas	W	76-60
J20 Tex. A&M-Commerce	Commerce, Texas	W	85-81
J23 #10 Tarleton	Canyon, Texas	W	78-61
J26 Southern Christian	Canyon, Texas	W	78-70
J30 Eastern New Mexico	Canyon, Texas	W	97-64
F3 Angelo State	Canyon, Texas	W	92-77
F6 Tex. A&M-Kingsville	Kingsville, Texas	W	75-62

F10 #25 Midwestern State	Wichita Falls, Texas	L	75-84
F17 Tex. A&M-Commerce	Canyon, Texas	W	93-84
F20 Tarleton	Stephenville, Texas	L	82-87
F27 Eastern New Mexico	Portales, N.M.	W	82-63

Lone Star Conference Championship

M3 Cameron	Allen, Texas	L	70-79
------------	--------------	---	-------

2016-17 (26-9) | LSC (12-6)

Opponent	Location	W/L	Score
N4 Azusa Pacific	Orange, Calif.	W	86-72
N5 St. Cloud State	Orange, Calif.	W	83-70
N6 #23 UAFLS	Orange, Calif.	W	94-86
N11 #15 Fort Lewis	Canyon, Texas	W	90-82
N12 New Mexico Highlands	Canyon, Texas	W	92-77
N17 Lubbock Christian	Lubbock, Texas	L	86-95
N22 Okla. Panhandle State	Canyon, Texas	W	105-66
N25 Wayne State	Canyon, Texas	W	92-74
N26 Southern Nazarene	Canyon, Texas	W	82-81 (ot)
D1 Western New Mexico	Canyon, Texas	W	91-55
D3 Eastern New Mexico	Canyon, Texas	W	92-86
D6 UT Permian Basin	Canyon, Texas	W	89-80
D10 New Mexico Highlands	Las Vegas, N.M.	W	82-55
D18 #12 Western Washington	Las Vegas, Nev.	W	90-83
D19 Rollins	Las Vegas, Nev.	W	89-68
D31 #5 Oklahoma City	Canyon, Texas	W	95-63
J5 Midwestern State	Wichita Falls, Texas	L	78-84
J7 Cameron	Lawton, Okla.	W	100-98 (ot)
J12 #17 Angelo State	Canyon, Texas	W	104-96
J14 Tex. A&M-Kingsville	Canyon, Texas	W	80-65
J19 #11 Tarleton	Stephenville, Texas	L	73-91
J21 Tex. A&M-Commerce	Commerce, Texas	L	103-104 (2ot)
J26 Eastern New Mexico	Portales, N.M.	L	83-96
J28 Western New Mexico	Silver City, N.M.	W	76-61
F4 #25 UT Permian Basin	Odessa, Texas	L	73-77
F9 Cameron	Canyon, Texas	W	87-82
F11 Midwestern State	Canyon, Texas	W	80-74
F16 Tex. A&M-Kingsville	Kingsville, Texas	L	59-76
F18 Angelo State	San Angelo, Texas	W	90-81
F23 Tex. A&M-Commerce	Canyon, Texas	W	100-98
F25 #15 Tarleton	Canyon, Texas	W	74-65

Lone Star Conference Championship

M3 Tex. A&M-Kingsville	Allen, Texas	L	63-68
------------------------	--------------	---	-------

NCAA Tournament (South Central Regional)

M11 Tex. A&M-Commerce	Golden, Colo.	W	97-86
M12 Tex. A&M-Kingsville	Golden, Colo.	W	76-64
M14 #11 Colo. School of Mines	Golden, Colo.	L	63-88

2017-18 (32-4) | LSC (15-3)

Opponent	Location	W/L	Score
N10 Adams State	Canyon, Texas	W	90-69
N11 Western Colorado	Canyon, Texas	W	83-63
N17 Adams State	Pueblo, Colo.	W	92-88
N18 CSU-Pueblo	Pueblo, Colo.	W	91-80
N24 Southwestern Christian	Canyon, Texas	W	112-78
N25 Langston	Canyon, Texas	W	107-93
N30 Western New Mexico	Silver City, N.M.	W	76-62
D2 Eastern New Mexico	Portales, N.M.	W	99-69
D5 #13 UT Permian Basin	Odessa, Texas	L	100-106
D9 Lubbock Christian	Lubbock, Texas	W	82-72
D18 Southern Indiana	Las Vegas, Nev.	W	65-62
D19 Rollins	Las Vegas, Nev.	W	88-60
D30 Northern New Mexico	Canyon, Texas	W	106-75
J4 Midwestern State	Canyon, Texas	W	83-76
J6 Cameron	Canyon, Texas	W	93-59
J11 Angelo State	San Angelo, Texas	W	81-77
J13 Tex. A&M-Kingsville	Kingsville, Texas	W	70-69
J18 Tarleton	Canyon, Texas	L	74-82
J20 #10 Tex. A&M-Commerce	Canyon, Texas	W	86-82
J25 Eastern New Mexico	Canyon, Texas	W	82-63
J27 Western New Mexico	Canyon, Texas	W	99-55
J30 #8 UT Permian Basin	Canyon, Texas	W	105-86
F8 Cameron	Lawton, Okla.	W	103-93 (ot)
F10 Midwestern State	Wichita Falls, Texas	W	87-58
F15 Tex. A&M-Kingsville	Canyon, Texas	W	88-60
F17 Angelo State	Canyon, Texas	W	120-88
F22 Tex. A&M-Commerce	Commerce, Texas	L	66-67
F24 Tarleton	Stephenville, Texas	W	82-76

Lone Star Conference Championship

M2 Eastern New Mexico	Denton, Texas	W	86-70
M3 Tex. A&M-Commerce	Frisco, Texas	W	73-63
M4 #20 UT Permian Basin	Frisco, Texas	W	80-76

NCAA Tournament (South Central Regional)

M10 Colo. School of Mines	Canyon, Texas	W	79-65
M11 Tex. A&M-Commerce	Canyon, Texas	W	93-70
M13 #19 UT Permian Basin	Canyon, Texas	W	95-87

NCAA Tournament (Elite Eight)

M20 Le Moyne	Sioux Falls, S.D.	W	87-73
M22 #2 Ferris State	Sioux Falls, S.D.	L	79-85

2018-19 [34-4] | LSC [17-1]

Opponent	Location	W/L	Score
N2 Drury	Orange, Calif.	W	68-62 (ot)
N3 Lindenwood	Orange, Calif.	W	65-62
N4 Concordia Irvine	Orange, Calif.	W	65-57
N9 Western Colorado	Gunnison, Colo.	L	72-77
N10 Adams State	Alamosa, Colo.	W	112-87
N15 Lubbock Christian	Canyon, Texas	W	82-70
N17 Science & Arts	Canyon, Texas	W	94-49
N23 CSU-Pueblo	Canyon, Texas	W	105-71
N24 Central Oklahoma	Canyon, Texas	W	66-62
N29 Cameron	Canyon, Texas	W	91-79
D1 Midwestern State	Canyon, Texas	W	93-70
D6 Lubbock Christian	Lubbock, Texas	L	65-68
D17 Washburn	Las Vegas, Nev.	W	98-93 (ot)
D18 Pittsburg State	Las Vegas, Nev.	W	93-80
D29 Central Baptist	Canyon, Texas	W	77-63
J3 UT Permian Basin	Odessa, Texas	W	83-82
J5 Western New Mexico	Silver City, N.M.	W	72-55
J10 Tex. A&M-Kingsville	Kingsville, Texas	L	74-86
J12 Angelo State	San Angelo, Texas	W	89-78
J17 #20 Tex. A&M-Commerce	Canyon, Texas	W	87-66
J19 Tarleton	Canyon, Texas	W	83-71
J22 Eastern New Mexico	Portales, N.M.	W	74-69
J31 Midwestern State	Wichita Falls, Texas	W	87-62
F2 Cameron	Lawton, Okla.	W	83-70
F7 Western New Mexico	Canyon, Texas	W	104-81
F9 UT Permian Basin	Canyon, Texas	W	105-82
F14 Angelo State	Canyon, Texas	W	89-69
F16 Tex. A&M-Kingsville	Canyon, Texas	W	90-89 (ot)
F21 Tarleton	Stephenville, Texas	W	81-65
F23 Tex. A&M-Commerce	Commerce, Texas	W	81-69
F26 Eastern New Mexico	Canyon, Texas	W	92-79
Lone Star Conference Championship			
M7 Cameron	Frisco, Texas	W	72-59
M9 Tarleton	Frisco, Texas	W	83-74
M10 Tex. A&M-Commerce	Frisco, Texas	W	57-55
NCAA Tournament (South Central Regional)			
M15 New Mexico Highlands	Canyon, Texas	W	109-95
M16 Tex. A&M-Commerce	Canyon, Texas	W	77-61
M19 #4 St. Edward's	Canyon, Texas	W	89-70
NCAA Tournament (Elite Eight)			
M27 Southern Indiana	Evansville, Ind.	L	84-84

2019-20 [32-1] | LSC [21-1]

Opponent	Location	W/L	Score
N1 #6 Lincoln Memorial	St. Joseph, Mo.	W	99-89 (ot)
N2 USC Aiken	St. Joseph, Mo.	W	91-80
N8 Adams State	Canyon, Texas	W	108-77
N9 Western Colorado	Canyon, Texas	W	114-58
N14 Midwestern State	Wichita Falls, Texas	W	75-64
N23 Eastern New Mexico	Canyon, Texas	W	93-78
N29 Okla. Panhandle State	Canyon, Texas	W	124-70
N30 Univ. of the Southwest	Canyon, Texas	W	120-70
D6 Oklahoma City	Canyon, Texas	W	94-62
D12 #12 St. Edward's	Austin, Texas	L	87-100
D14 St. Mary's	San Antonio, Texas	W	96-77
D19 Oklahoma Christian	Canyon, Texas	W	81-65
D21 UAFS	Canyon, Texas	W	84-56
J4 Eastern New Mexico	Portales, N.M.	W	76-71
J9 UT Permian Basin	Odessa, Texas	W	98-84
J11 Western New Mexico	Silver City, N.M.	W	100-79
J16 Angelo State	Canyon, Texas	W	88-73
J18 Lubbock Christian	Canyon, Texas	W	92-68
J23 Texas A&M-Kingsville	Kingsville, Texas	W	75-64
J25 Texas A&M Int'l	Laredo, Texas	W	64-54
J30 Western New Mexico	Canyon, Texas	W	105-81
F1 UT Permian Basin	Canyon, Texas	W	111-78
F6 Lubbock Christian	Lubbock, Texas	W	72-67
F8 Angelo State	San Angelo, Texas	W	73-59
F13 Tarleton	Canyon, Texas	W	83-73
F15 DBU	Canyon, Texas	W	98-82
F20 UT Tyler	Tyler, Texas	W	73-62
F22 Tex. A&M-Commerce	Commerce, Texas	W	93-72
F27 Midwestern State	Canyon, Texas	W	82-58
F29 Cameron	Canyon, Texas	W	105-68
Lone Star Conference Championship			
M6 Tex. A&M-Commerce	Frisco, Texas	W	85-72
M7 Angelo State	Frisco, Texas	W	87-77
M8 #9 St. Edward's	Frisco, Texas	W	81-65

HALL OF CHAMPIONS

The WTAMU Athletic Hall of Champions recognizes the finest student-athletes, coaches, administrators and other notable individuals who have contributed to the success of West Texas A&M Athletics. A permanent display of all Hall of Champions inductees is located in the lobby of the First United Bank Center and is open to the public during regular University hours.

For consideration, nominees must have competed or been employed for/by WTAMU for a minimum of two seasons and be at least five years removed from their last date of competition and/or employment. Only in special circumstances will the five year requirement be waived, at the approval of the Director of Athletics and University President. Further,

nominees will have been outstanding athletes, coaches, administrators or support personnel during their WTAMU career AND/OR achieved notable success in their professional careers after their matriculation from WTAMU. It is not necessary for an inductee to have graduated from West Texas A&M. To gain entry, a nominee must receive at least two-thirds of a majority vote by the selection committee.

LEGACY AWARD

The Hall of Champions Selection Committee is also charged with selecting a Legacy Award winner(s) each year. The Legacy Award was established in 2008 to recognize individuals

and organizations not eligible for the Hall of Champions, but who have made significant lifetime contributions (service, financial or another form of support) to the success and legacy of West Texas A&M Athletics. This may include fans, boosters or an organization that has provided distinguished support. The Selection Committee may recommend up to two Legacy Award winners each year. Nominations for Legacy Award honorees may be made by any individual or organization. Legacy Award winners will be recognized at the Hall of Champions Induction Dinner and be included in a permanent display alongside the Hall of Champions.

1987

Al Baggett
Price Brookfield
Sam Burton
George Ray Colvin
Ben Collins
Lwood Dow
Joed Forbus
Joe Fortenberry
Pat Gerald
Floyd Golden
Mitchell Jones
Clifford Keith
Delbert Lowres
Gus Miller
Odus Mitchell
Putt Powell
Larry Sanders
Ernest Schur
Pete Shotwell
Elvis "Heck" Ward
Foster Watkins

1988

Terry Adolph
Johny Ayers
Cloyde Box
Hatcher Brown
Troy Burrus
Maurice Cheeks
Tommy Coffey
Bill Cross
Corky Dawson
Simmie Hill
Joe Kerbel
Frank Kimbrough
Jerry Don Logan
J.W. Malone
Gene Mayfield
Eugene "Mercury" Morris
"Pistol" Pete Pedro
Jesse Powell
Jerry Richardson
Bo Robinson
James Scott
Allen Simpson
Dave Szymakowski
Duane Thomas
Butch Walterschild
Charles Wright

1989

Tom Airhart
Jerry Behrens
Lawrence Brotherton
Grady Burson
Milt Fitts
Buck Garrett
Clark Johnson
Leon Manley
Ronald Mills

Borden Price

1990

Jim Campbell
Dory Funk, Jr.
Merry Johnson-Byers
Metz LaFollette
Bob Petrich
Scottie Pierce
Gail Simpson
Burl Wood
Earl Wood
Phillip Wright

1991

Carl Brown
Austell Burrus
Charlie Daves
Steve Haterius

1992

Woody Gilliland
Royce Hillman
Rhonda Kimbrough
Joe Meaker

1993

Warren Hasse
Tod Mayfield
Weldon Trice
Vanessa Wells Thibert

1994

Carl Birdsong
Kim Hudson
Megan Kinen Morton
Reggie McElroy

1995

Eddie Conner
Roy Lee Dunn
David Kent
Von Tucker Sims

1996

Jill Myatt McDonald
Julie Myatt O'Dell
Reggie Ramey
Ollie Ross

1997

Stan Carraway
Terry Funk
Allene Stovall
Teresa Tinner

1998

Alex Hale
Bob Kelley
Angela Seay Land
Bruce Wyre

1999

Charles Byrd
Sandy Callahan
Danny Cazalas
Joe Hayes

2000

Raymond Brown
Henry Fields
David Gasser
Spencer "Hank" Washington

2001

Ronnie Mankin
Mike Mitchell
Jeff Nunn
Frank Stockman

2002

Dale Blaut
Charles Kitchens
Douglas Kriewald
Bruce Womack

2003

J.R. Compton
Joesph Kemel
Natasha Taylor
Bill Yung

2004

Boyce Box
Hubert "Cuby" Kitchens
Eve Posey
John Varnell

2005

Alondra Johnson
Bob Kitchens
Renee Leurs-Gillispie
Julie Saylor Young

2006

Ana Carolina "Carol" Pereira
Ana Cristina "Tita" Pereira
Bobby Kleincecke
Scotte Doores
Ralph Davis

2007

Sarah Butler-Cartheil
Martin Lattibeaudiere
Charley Sanders
Bob R. Sloan

2008

Davy Arnaud
Leona Gerber
Ray Franks
DeWayne Miles

^ Henry & Betty Ann Davis
^ J.W. and Nell Foust of Whitney
Russell Printers

2009

Joe Brooks
David Cole
Charles "Shorty" Halbert
Debbie Hendricks
James Morton
Shannon Stroud-Cavalier
Dennis Walling
^ Ray and Barbara Bain Family
^ Roger Rowntree of Buck's
Sporting Goods

2010

Kathy Clutterbuck-Nor
Rok Ekker
Myrl and Earl Goodwin
Roy Lee "Sammy" Malone
Eddie Meyer
Bob Sine
Mallory Vestal
^ Ed & Mary Esther Mills
^ Stanley & Geneva Schaeffer

2011

Beau Brown
Nay Hale
Ed Harris
Mickey Matthews
Jim Reid
Bob Schneider
^ The Frank Barrett Family
^ Dick & Joyce Railsback

2012

Damien Lolar
Don Patterson
Sarit Shenar
James Marvin Smith
Celeste Stevenson
Chaun Thompson
^ Dr. Bill Barnhill
^ Bob & Mary Stewart

2013

Rebekah Bachman
Dalton Bell
Ray Burrus
Dave Corley
William Fifer
Pat McDonald
^ Jule & Helen Minium
^ Gary & Kathy Hyatt

2014

Emily Brister
Jared Brock
Charly Martin
Kendra Morgan Potts
^ Dr. Bob & Cleo Robinson
^ Jimmy & Sally Fincher

2015

Brad Bailey
Tyler Cooper
Dr. Russell C. Long
Brandi Green-Malveaux
Lanny Phillips
Harold Stuart
^ Thom and Susan Hicks
^ Linda Elliott

2016

Anthony Armstrong
Lori DeShields
Keith Null
Mike Ohm
Marvin Self
Mike Wartes
^ John and Cora Teters
^ Tana Gunter

2017

Jerry Boeka
Jess Anne Fernandes
John Hasse
Kim LeComte
Jerry Simmons
David Willis
^ Jim Bob & Sharon Brown
^ Donald & Phyllis Handley

2018

Grady Benton
Ben Hangartner
Matthew Madison
Katie Rickwartz Young
Ralph Anderson
Mary Ann Hill
^ W.C. "Chick" and Nancy Russell
^ Pielh Family

2019

Alyssa Lemos
Dylan James
Rick Cooper
Holly Troth
Randy Matthews
^ Arthur & Lela Mae Stovall

^ - Legacy Award
- Honorary Inductee

MEDIA INFORMATION

MEDIA INFORMATION

The West Texas A&M University Athletics Media Relations staff welcomes all media members to the 2020-21 of Buff Basketball. It is our intent that the following information will help you cover the Buffs throughout the season.

MEDIA CREDENTIALS

Requests for working media credentials must be made through the WT Athletic Media Relations office. Requests must be submitted on official news outlet letterhead and received at least 24 hours in advance of the game to be covered. There will be a seating chart in the press box for each home game. Season credentials will be delivered prior to the first home game. Photographers will not be allowed on the field without a credential.

PHOTOGRAPHERS

All photographers covering a game must display appropriate credentials at all times and are expected to comply with any instructions given by game officials or WT Athletics employees. NCAA rules prohibit photographers from using flash photography during the game.

PRESS ROW SERVICES

Complete team and individual statistics, scoring summaries, and play-by-play will be provided by the WT Athletic Media Relations Office immediately following the game. Internet access is available on press row. Access to wireless Internet requires a proper authorization code which will be provided before kickoff by the Athletic Media Relations staff.

NON-GAMEDAY INTERVIEWS

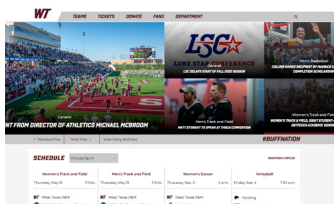
Tom Brown and select players will be available during a weekly interview session set up by the WT Athletic Media Relations office at a time and place to be determined. Interviews may also be conducted prior to practice if prior arrangements are made. To arrange all non-game day interviews, please contact the WT Athletic Media Relations office at least 24 hours prior to desired time.

POSTGAME INTERVIEWS

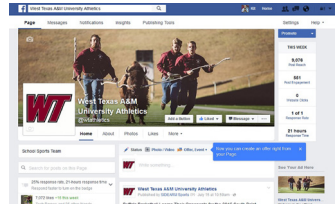
Following all home games, Tom Brown and selected players will be available for interviews, please notify Tyson Jex of any interview requests during the final 5 minutes of the fourth quarter. For road games, please contact Tyson Jex to set up a phone interview.

WEST TEXAS A&M MEDIA OUTLETS

Newspapers	Contact	Mailing Address	City, State, Zip	Phone	Email
Amarillo Globe News	Lee Passmore	P.O. Box 2091	Amarillo, Texas 79166	806-345-3315	sports@amarillo.com
Canyon News	Tim Ritter	P.O. Box 779	Canyon, Texas 79015	(806) 655-7121	reporter@canyonnews.com
The Prairie	Sports Editor	WTAMU Box 60747	Canyon, Texas 79016	(806) 651-2410	theprairiemail@yahoo.com
Fort Worth Star-Telegram	John Henry	P.O. Box 1870 / 400 W. 7th St.	Fort Worth, Texas 76101	(817) 371-5539	jfhenry1970@gmail.com
Dallas Morning News	Small College Editor	P.O. Box 655237/508 Young St.	Dallas, Texas 75265	(800) 431-0010	dmnsports@dallasnews.com
Houston Chronicle	Sports Desk	P.O. Box 4260 / 4747 S.W. Fwy	Houston, Texas 77210	(713) 362-7891	sptletters@chron.com
Lubbock Avalanche Journal	Don Williams	P.O. Box 491, 710 Ave. J	Lubbock, Texas 79408	(806) 766-8734	don.williams@lubbockonline.com
USA Today	Small College Editor	7950 Jones Branch Drive	McLean, Virginia 22108	(703) 854-3400	
Television	Sports Director	Mailing Address	City, State, Zip	Phone	Email
KVII Channel 7 (ABC)	Lee Baker	One Broadcast Center	Amarillo, Texas 79101	(806) 373-1787	lbaker@kvi.com
KFDA Channel 10 (CBS)	Evan Abrahamson	P.O. Box 10	Amarillo, Texas 79105	(806) 383-1010	rcooper@newschannel10.com
KAMR Channel 4 (NBC)	Clint Brakebill	P.O. Box 751	Amarillo, Texas 79189	(806) 349-9087	cbrakebill@kamr.com
KCIT Channel 14 (FOX)	Clint Brakebill	P.O. Box 751	Amarillo, Texas 79189	(806) 349-9087	cbrakebill@kamr.com
Radio	Contact	Mailing Address	City, State, Zip	Phone	Email
Buffalo Radio Sports Net.	Kent Johnson	WTAMU Box 60049	Canyon, Texas 79016	(806) 651-4430	kjohnson@wtamu.edu
Buffalo Radio Sports Net.	Lucas Kinsey	WTAMU Box 60049	Canyon, Texas 79016	(806) 651-4430	lkinsey@canyonisd.net
KWTS	Sports Director	WTAMU Campus Radio	Canyon, Texas 79016	(806) 651-2797	kwtsnews@gmail.com
Wire Service	Contact	Mailing Address	City, State, Zip	Phone	Email
Associated Press	Small College Editor	4851 LBJ Freeway, St. 300	Dallas, Texas 75244	(800) 442-7189	aptexas@ap.org
Other Outlets	Contact	Mailing Address	City, State, Zip	Phone	Email
Lone Star Conference	Melanie Robotham	1221 W. Campbell Rd, #217	Richardson, TX 75080	(972) 234-0034	melanie@lonestarconference.org
NCAA		P.O. Box 6222	Indianapolis, IN 46206	(317) 917-6222	updates@ncaasports.com




ATHLETIC WEBSITE
www.GoBuffsGo.com



FACEBOOK
.com/WTAthletics



TWITTER
@WTBuffNation #BuffNation



YOUTUBE
.com/WTAthletics

WEST TEXAS A&M MEN'S BASKETBALL 2020-21 SCHEDULE

12.11 ST. EDWARD'S 6 P.M.

CANYON

12.12 ST. EDWARD'S 4 P.M.

CANYON

12.18 ARKANSAS-FORT SMITH 7:30 P.M.

FORT SMITH

12.18 ARKANSAS-FORT SMITH 5:30 P.M.

FORT SMITH

1.8 DALLAS BAPTIST 6 P.M.

CANYON

1.9 DALLAS BAPTIST 4 P.M.

CANYON

1.14 UT PERMIAN BASIN TBA

ODESSA

1.16 UT PERMIAN BASIN 4 P.M.

CANYON

1.22 TEXAS A&M-KINGSVILLE 6 P.M.

CANYON

1.23 TEXAS A&M-KINGSVILLE 4 P.M.

CANYON

1.29 TEXAS A&M INTERNATIONAL 3:30 P.M.

LAREDO

1.30 TEXAS A&M INTERNATIONAL 3:30 P.M.

LAREDO

2.4 ANGELO STATE 7:30 P.M.

CANYON

2.6 ANGELO STATE 5:30 P.M.

SAN ANGELO

2.11 MIDWESTERN STATE 7:30 P.M.

CANYON

2.13 MIDWESTERN STATE 5:30 P.M.

WICHITA FALLS

2.19 CAMERON 7 P.M.

LAWTON

2.20 CAMERON 5 P.M.

LAWTON

2.25 LUBBOCK CHRISTIAN 7:30 P.M.

LUBBOCK

2.27 LUBBOCK CHRISTIAN 4 P.M.

CANYON

