



9.3



9.10



9.17



9.24



10.1



10.8



10.15



10.22



10.29



11.5



11.12



WEST TEXAS A&M 2022 FOOTBALL SCHEDULE

FOOTBALL RECORD BOOK

BAIN-SCHAEFFER BUFFALO STADIUM



THE BUFFALOES

INTRODUCTION

Table of Contents1
 Schedule Breakdown2
 Roster by State3
 Numerical Roster4-5
 Alphabetical Roster6-7

COACHES/STAFF

Head Coach Hunter Hughes8
 Superlatives Under Hughes9
 Assistant Coaches10-13

2022 OPPONENTS

Opponents14-15
 Series History16
 Lone Star Conference17
 Lone Star Conference Yearly Leaders18
 Lone Star Conference Records19-20

2021 REVIEW

2021 Results/Stats21
 Individual Statistics22-24
 Team Statistics25-28
 2021 Game Recaps29-34

RECORD BOOK

School Records35
 Career Records36
 Single Season Records37
 Year-by-Year Individual Leaders38-41

HISTORY

National Honors42
 All-Conference Honors43-44
 Buffs in the Pros45
 Playoff History46
 Playoff Records47
 All-Time Coaching Records48
 Year-by-Year Results49-61
 Homecoming History61
 All-Time Series62
 All-Time Letterwinners63-66

CREDITS

The 2022 West Texas A&M football media guide was produced by the West Texas A&M Communications office.

Editors:

Brent Seals, Jordyn Ballard, Josh Ducheneaux

Cover Design:

Jordyn Ballard

Contributors:

Bob Stewart, John Hasse

Photography:

Trevor Fleeman, Bailee Barber, Rik Andersen, Jesse Rice

Additional Photos:

Michael Johnson, Tim Dennis, Aaron Johnson

<p>SEPT. 3</p> <p>WESTERN COLORADO</p>	<p>SEPT. 10</p> <p>ADAMS STATE</p>	<p>SEPT. 17</p> <p>TEXAS A&M-KINGSVILLE</p>	<p>SEPT. 24</p> <p>ANGELO STATE</p>	<p>OCT. 1</p> <p>UT PERMIAN BASIN</p>	<p>OCT. 8</p> <p>MIDWESTERN STATE</p>
<p>OCT. 15</p> <p>WESTERN OREGON</p>	<p>OCT. 22</p> <p>CENTRAL WASHINGTON</p>	<p>OCT. 29</p> <p>WESTERN NEW MEXICO</p>	<p>NOV. 5</p> <p>EASTERN NEW MEXICO</p>	<p>NOV. 12</p> <p>SIMON FRASER</p>	

<p>MEET THE BUFFS</p> <p>3</p>	<p>COACH BIOS</p> <p>8</p>	<p>2022 OPPONENTS</p> <p>14</p>	<p>2021 REVIEW</p> <p>21</p>	<p>RECORD BOOK</p> <p>35</p>	<p>HISTORY</p> <p>42</p>
--------------------------------	----------------------------	---------------------------------	------------------------------	------------------------------	--------------------------

Opponent	Game Information	Quick Hits	Before WT	After WT
	Western Colorado Saturday, September 3 7 p.m. - Canyon, Texas Bain-Schaeffer Buffalo Stadium	Seventh all-time meeting... Buffs are 6-0 in the series... Mountaineers went 10-2 last season with a trip to the NCAA Postseason... Jas Bains enters his 12th season at the helm of WCU		 Sept. 10
	Adams State Saturday, September 10 7 p.m. - Alamosa, Colorado Rex Stadium	Eighth all-time meeting... WT is 6-1 in the series... Grizzlies went 1-10 overall last year including 1-8 in RMAC action... Jarrell Harrison now in his second season as head coach		 Sept. 17
	Texas A&M-Kingsville Saturday, September 17 7 p.m. - Canyon, Texas Bain-Schaeffer Buffalo Stadium	36th all-time meeting... TAMUK leads the all-time series 19-16... Javelinas went 5-5 last season including 3-4 in the LSC... Mike Salinas enters his third season in Kingsville		 Sept. 24
	Angelo State Saturday, September 24 6 p.m. - San Angelo, Texas LeGrand Stadium	35th all-time meeting... ASU leads the series 19-15... Rams went 11-3 overall last season with a run to the National Quarterfinals... Jeff Girsch enters his fifth season in San Angelo		 Oct. 1
	UT Permian Basin Saturday, October 1 7 p.m. - Canyon, Texas Bain-Schaeffer Buffalo Stadium	Sixth all-time meeting... Buffs lead the series 4-1... The Falcons finished 5-5 overall in 2021... UTPB head coach Justin Carrigan now in his seventh season		 Oct. 8
	Midwestern State Saturday, October 8 7 p.m. - Wichita Falls, Texas Memorial Stadium	34th all-time meeting... Buffs lead the series 18-15... Mustangs went 7-3 last year, winning the LSC Championship... Bill Maskill enters his 21st season in Wichita Falls		 Oct. 15
	Western Oregon Saturday, October 15 3:05 p.m. - Monmoth, Oregon McArthur Field	Second all-time meeting... Western Oregon leads the series 1-0... Wolves went 4-6 overall in 2021 including 2-2 in GNAC action... Arne Ferguson in his 18th season		 Oct. 22
	Central Washington Saturday, October 22 7 p.m. - Canyon, Texas Bain-Schaeffer Buffalo Stadium	Sixth all-time meeting... The Buffs are 4-1 in the series... The Wildcats went 8-3 overall in 2021 with a trip to the NCAA Postseason... Chris Fisk in his fourth season at the helm in Ellensburg		 Oct. 29
	Western New Mexico Saturday, October 29 1 p.m. - Silver City, New Mexico Altamirano Field	12th all-time meeting... Buffs lead the series 8-3... WNMU went 1-10 during the 2021 season... Philip Vigil enters his second year at the helm of the Mustangs		 Nov. 5
	Eastern New Mexico Saturday, November 5 6 p.m. - Canyon, Texas Bain-Schaeffer Buffalo Stadium	36th all-time meeting... Buffs lead the all-time series 18-17... Wagon Wheel Game... The Hounds went 4-7 overall in 2021... Tye Hiatt enters his second season in Portales		 Nov. 12
	Simon Fraser Saturday, November 12 8 p.m. - Burnaby, B.C. SFU Stadium	First Meeting... SFU finished the 2021 season 1-7 overall including an 0-4 mark in the final season of GNAC action... Mike Rigell enters his second season at the helm in Burnaby		 Dec. 2

ALABAMA (1)

Tyshawn Buckner.....Birmingham

CALIFORNIA (4)

Caleb Arreola.....Chino
Noah Bogardus.....Eastvale
Shakell Brown.....Victorville
Tyler Sweet.....Rialto

COLORADO (2)

Cole Oster.....Castle Rock
Simote Samate.....Aurora

FLORIDA (2)

Freddie Simmons.....Tallahassee
Stan Wynn.....Sanford

KANSAS (1)

Hunter Kaufman.....Pratt

LOUISIANA (1)

Michael Arceneaux II.....Opelousas

MICHIGAN (1)

Kenneath Redd Jr.....Detroit

MISSOURI (1)

Michael Smith.....Kansas City

NEW MEXICO (3)

Jake Cospers.....Albuquerque
Ryan Cospers.....Albuquerque
Jeremie Kangbaye.....Portales

TEXAS (97)

Leonard Adams.....San Antonio
Daniel Ajayi.....Plano
Adam Alcorta.....New Braunfels
Tovo Asaeli.....Eules
Aydan Blair.....Dallas
Dylan Brought.....San Antonio
Arza Brown.....Dallas
Kyle Brown.....Cedar Park
L'Travion Brown.....Amarillo
Kobe Burgess.....Killeen
Jaxon Burnett.....Lubbock
Rafe Butcher.....Canyon
Niko Castaneda.....Meadow
JT Cavender.....Midlothian
Terrance Clark.....Dallas
Reagan Cochran.....Canadian
Jarrod Compton.....Lubbock
Leo Covington.....Grapevine
Cade Cox.....Dumas
Jakobe Crawford.....Houston
Joshua Culwell.....Canadian
Zach Dietrich.....Keller
Ty Dillon.....Round Rock
Tavori Donaldson.....Round Rock
Quinton Evans.....Mesquite
Jimmy Fex.....McKinney
Seth Ford.....Round Rock
Tymere Garrett.....Castroville
Michael Geeker.....Houston
Nick Gerber.....Levelland
Brayden Gerlich.....Colleyville

Eric Goodman.....College Station
Patrick Gray.....San Antonio
Sam Hampton.....Katy
Jason Harris.....Austin
Sterling Henderson.....Farwell
Jonathan Hernandez.....Frona
Jarrett Hutson.....Prosper
Antonio Iwuagwu.....San Antonio
Jaden Jackson.....San Antonio
Tyler Jackson.....Wylie
Hayden Jansky.....Magnolia
John Jennings.....Allen
Taj Johnson.....Pflugerville
Koby King.....Houston
Brayden Klafka.....Spearman
Braedon Leshe.....The Woodlands
Zane Madison.....Van Alstyne
Christian Marshall.....Wimberley
Hesston Marshall.....Wheeler
Dillon Mata.....Austin
Gervin McCarthy.....Mesquite
Tray'vion McCoy-Gay.....Round Rock
Ben McCreary.....San Antonio
AJ McGruder.....Waxahachie
Greg Meeks.....Houston
Olisa Meka.....Houston
Donald Miles.....Dallas
Christian Morris.....Houston
Elijah Nunez.....Midland
Brian Okoye.....Sachse
Michael Onozie.....Houston
Favour Osizugbo.....Houston
Carson Otworth.....Round Rock
Joseph Overton.....Bastrop
Marquese Owens.....Dallas
Tashaun Pennington.....Houston
Maxwell Perez.....Austin
Morgan Picha.....Decatur
Cason Polivoda.....Amarillo
Brennan Ray.....Rockwall
Brady Reed.....Shallowater
Ashton Reynolds.....Houston
Xavier Rivera.....Abernathy
Caden Rodenbaugh.....Bastrop
Tavian Scruggs.....Sherman
Sign Shuva.....Allen
Terince Siafa.....La Porte
Kris Sims.....Arlington
Isaiah Smallwood.....Austin
Gage Smith.....Sherman

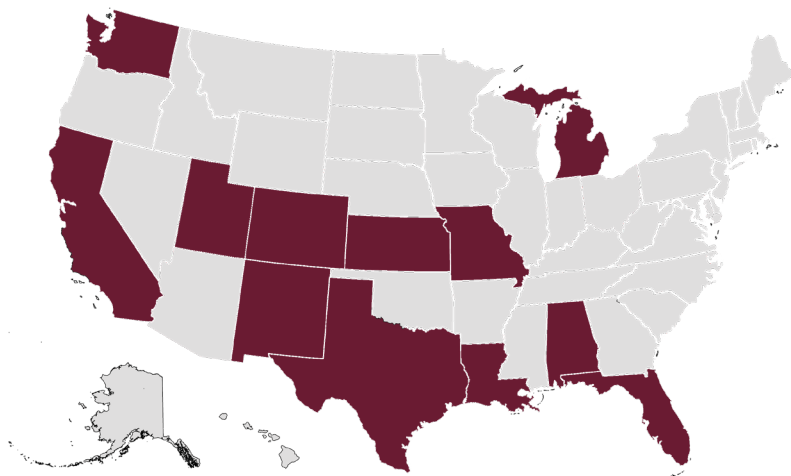
Sosa Sokimi.....Lampasas
Preston Steszewski.....Missouri City
Braylon Sugg.....Austin
Brody Sutterfield.....Amarillo
Christopher Thomas.....Humble
Marlon Thompson-Leatch.....Mesquite
Thomas Thornburg.....Georgetown
Tyrie Tipton.....Lubbock
Samuel Treadaway.....Katy
Gage Urias.....Lubbock
Blake Waters.....Richardson
Adam Whitfield.....Round Rock
Grayson Williams.....Keller
Tyras Winfield.....Humble
Tyree Woods.....Dickinson
Ahlee Yart.....Dumas

UTAH (1)

Omarion Jackson.....Salt Lake City

WASHINGTON (2)

Darius Carlson.....Wenatchee
Riley O'Rourke.....Vancouver



No.	Name	Pos.	Yr.	Ht.	Wt.	Exp.	Hometown (High School/Previous School)
1	Jarrod Compton	RB	Sr.	5-10	185	4L	Lubbock, Texas (Coronado HS)
2	Kenneath Redd Jr.	WR	Jr.	6-1	190	2L	Detroit, Michigan (Fraser HS/Urbana)
3	Ty Dillon	DB	So.	5-9	165	1L	Round Rock, Texas (Round Rock HS)
4	Michael Smith	DL	So.	6-0	250	1L	Kansas City, Missouri (Platte County HS)
5	Hesston Marshall	ATH	So.	6-0	175	1L	Wheeler, Texas (Wheeler HS)
6	Shakell Brown	TE	So.	6-2	250	TR	Victorville, California (Adelanto HS/Chaffey College)
7	Jeremie Karngbaye	TE	Sr.	6-4	235	3L	Portales, New Mexico (Portales HS/Eastern Arizona JC)
8	Noah Bogardus	WR	Sr.	6-1	185	1L	Eastvale, California (Norco HS/Azusa Pacific)
9	Tyler Sweet	WR	Sr.	5-8	165	TR	Rialto, California (Upland HS/Middle Tennessee State)
10	Dillon Mata	DL	Jr.	6-2	240	3L	Austin, Texas (Austin HS)
11	Hunter Kaufman	WR	Jr.	5-11	180	1L	Pratt, Kansas (Prett HS/Kansas)
12	Kyle Brown	QB	R-Fr.	6-1	185	RS	Cedar Park, Texas (Vista Ridge HS)
13	Caleb Arreola	QB	Jr.	6-2	195	2L	Chino, California (Chino Hills HS/Chaffey College)
14	Maxwell Perez	TE	Jr.	6-4	220	3L	Austin, Texas (McCallum HS)
15	Nick Gerber	QB	Sr.	6-1	175	3L	Levelland, Texas (Levelland HS/Tyler JC/Texas Tech)
16	Joshua Culwell	QB	R-Fr.	6-3	195	RS	Canadian, Texas (Canadian HS)
17	Ahlee Yart	K	R-Fr.	5-8	155	RS	Dumas, Texas (Dumas HS)
18	Isaiah Smallwood	RB	So.	5-10	200	1L	Austin, Texas (Vandegrift HS)
19	Tyrie Tipton	WR	So.	5-11	160	2L	Lubbock, Texas (Monterey HS)
20	Gage Urias	P/K	Sr.	5-10	165	2L	Lubbock, Texas (Coronado HS/Cisco College)
21	Koby King	LB	R-Fr.	6-0	210	RS	Houston, Texas (Summer Creek HS)
22	Gage Smith	DB	So.	5-11	185	2L	Sherman, Texas (Sherman HS)
23	Terrance Clark	LB	Sr.	6-0	200	3L	Dallas, Texas (Lake Highlands HS)
24	Carson Otworth	DB	R-Fr.	6-1	180	RS	Round Rock, Texas (Round Rock HS)
25	Kris Sims	ATH	R-Fr.	5-9	180	RS	Arlington, Texas (Arlington HS)
26	Darius Carlson	LB	So.	6-3	220	1L	Wenatchee, Washington (Wenatchee HS/Central Washington)
27	Stan Wynn	DB	So.	6-1	210	TR	Sanford, Florida (Seminole HS/Northeastern Oklahoma A&M)
28	Freddie Simmons	DB	So.	6-3	210	TR	Tallahassee, Florida (Lincoln HS/Itasca CC)
29	Michael Arceneaux II	ATH	Jr.	5-11	175	TR	Opelousas, Louisiana (Opelousas HS/Louisian Community Christian)
30	Leondard Adams	DB	Fr.	6-3	185	HS	San Antonio, Texas (Stevens HS)
31	Christopher Thomas	LB	Sr.	6-3	210	4L	Humble, Texas (Atascocita HS)
32	Brian Okoye	RB	Fr.	6-0	220	HS	Sachse, Texas (Sachse HS)
33	Jake Cospers	DB	Jr.	6-0	165	2L	Albuquerque, New Mexico (Hope Christian HS)
34	Quinton Evans	DB	Fr.	5-11	170	HS	Mesquite, Texas (Mesquite HS)
35	Daniel Ajaya	LB	Fr.	5-11	205	HS	Plano, Texas (Frisco Liberty HS)
36	Ben McCreary	RB	Fr.	5-10	190	HS	San Antonio, Texas (Johnson HS)
37	Jonathan Hernandez	LB	So.	6-1	206	2L	Hereford, Texas (Hereford HS)
38	Sign Shuva	DB	Fr.	5-9	170	HS	Allen, Texas (Allen HS)
39	Michael Onozie	DB	Jr.	5-11	185	3L	Houston, Texas (Dobie HS)
40	Cole Oster	LB	So.	6-1	215	1L	Castle Rock, Colorado (Castle View HS/Montana State)
41	Dallan Dill	LB	Fr.	5-10	220	HS	Dumas, Texas (Dumas HS)
42	Cade Cox	LB	R-Fr.	6-0	200	RS	Dumas, Texas (Dumas HS)
43	Leo Covington	LB	Fr.	6-0	200	HS	Grapevine, Texas (Colleyville Heritage HS)
44	Simote Samate	DL	Sr.	6-3	260	1L	Aurora, Colorado (Grandview HS/Colorado Mesa)
45	JT Cavender	LB	So.	6-0	220	2L	Midlothian, Texas (Midlothian HS)
46	Preston Steszewski	DB	So.	6-0	185	2L	Missouri City, Texas (Ridge Point HS)
47	Sam Hampton	LB	So.	6-0	195	1L	Katy, Texas (Morton Ranch HS)
48	Omarion Jackson	DB	Fr.	6-0	185	HS	Salt Lake City, Utah (Hunter HS)
49	Braylon Sugg	LB	R-Fr.	6-0	215	RS	Austin, Texas (Hutto HS)
50	Brayden Gerlich	LB	R-Fr.	6-4	195	RS	Colleyville, Texas (Heritage HS/Texas Tech)
51	Eric Goodman	DL	So.	6-4	210	1L	College Station, Texas (A&M Consolidated HS)
52	Zane Madison	OL	Jr.	6-3	295	3L	Van Alstyne, Texas (Van Alstyne HS)
53	Olisa Meka	DL	R-Fr.	6-4	275	RS	Houston, Texas (Kempner HS)
54	Jimmy Fex	LS	Fr.	6-1	215	HS	McKinney, Texas (Boyd HS)
55	Sosa Sokimi	DL	Fr.	6-0	260	HS	Lampasas, Texas (Lampasas HS)
56	Grayson Williams	OL	So.	6-5	255	2L	Keller, Texas (Keller HS)
57	Elijah Nunez	LB	R-Fr.	6-0	235	RS	Midland, Texas (Lee HS)
60	Sterling Henderson	OL	Jr.	6-3	270	2L	Farwell, Texas (Farwell HS/Texas Lutheran)
63	Tashaun Pennington	OL	Fr.	6-6	275	HS	Houston, Texas (Alief Hastings HS)
64	Brady Reed	OL	Fr.	6-4	260	HS	Shallowater, Texas (Shallowater HS)
65	Riley O'Rourke	OL	R-Fr.	6-5	260	RS	Vancouver, Washington (Skyview HS/Central Washington)
66	Patrick Gray	OL	So.	6-0	275	2L	San Antonio, Texas (James Madison HS)
67	Aydan Blair	OL	Fr.	6-8	270	HS	Dallas, Texas (Kimball HS)
68	Michael Geeker	OL	Fr.	6-5	270	HS	Houston, Texas (Cypress Lakes HS)
70	Arza Brown	OL	R-Fr.	6-4	280	RS	Dallas, Texas (Molina HS)
71	Dylan Brought	OL	R-Fr.	6-4	315	RS	San Antonio, Texas (O'Connor HS)
72	Samuel Treadaway	OL	R-Fr.	6-6	240	RS	Katy, Texas (Seven Lakes HS)
73	Tavian Scruggs	OL	Fr.	6-4	295	HS	Sherman, Texas (Sherman HS)

No.	Name	Pos.	Yr.	Ht.	Wt.	Exp.	Hometown (High School/Previous School)
74	Xavier Rivera	DL	Jr.	6-2	290	3L	Abernathy, Texas (Abernathy HS)
75	Adam Alcorta	OL	Jr.	6-5	256	3L	New Braunfels, Texas (Canyon HS)
76	Zach Dietrich	OL	So.	6-2	285	2L	Keller, Texas (Keller HS)
77	AJ McGruder	DL	So.	6-2	305	1L	Waxahachie, Texas (Waxahachie HS)
78	Morgan Picha	OL	So.	6-4	285	2L	Decatur, Texas (Decatur HS)
79	Braedon Leshe	OL	So.	6-6	300	2L	The Woodlands, Texas (College Park HS)
80	Tyshawn Buckner	WR	So.	6-3	190	1L	Birmingham, Alabama (Homewood HS/Navy)
82	Reagan Cochran	TE	R-Fr.	6-3	205	RS	Canadian, Texas (Canadian HS)
83	Ryan Cospers	WR	Fr.	6-3	190	TR	Albuquerque, New Mexico (Hope Christian HS/New Mexico)
84	Gervin McCarthy	WR	Fr.	6-1	160	HS	Mesquite, Texas (Mesquite HS)
85	Brody Sutterfield	WR	So.	6-1	180	1L	Amarillo, Texas (Bushland HS)
86	Brennan Ray	TE	Fr.	6-2	240	HS	Rockwall, Texas (Rockwall HS)
90	Jaden Jackson	DL	R-Fr.	6-0	240	RS	San Antonio, Texas (Harlan HS)
91	Antonio Iwuagwu	DL	So.	6-1	265	1L	San Antonio, Texas (Roosevelt HS)
92	Ashton Reynolds	DL	So.	6-1	220	2L	Houston, Texas (North Shore HS)
93	Hayden Jansky	DL	Fr.	6-3	240	HS	Magnolia, Texas (Magnolia West HS)
94	Caden Rodenbaugh	DL	Fr.	6-4	200	HS	Bastrop, Texas (Bastrop HS)
95	Joseph Overton	DL	Fr.	6-2	210	HS	Bastrop, Texas (Bastrop HS)
96	Adam Whitfield	DL	Fr.	6-3	205	HS	Round Rock, Texas (Stony Point HS)
97	Favour Osizugbo	DL	Fr.	6-3	250	HS	Houston, Texas (Dobie HS)
98	Marquese Owens	DL	Fr.	6-3	225	HS	Dallas, Texas (Adams HS)
99	Cason Polivoda	K	So.	5-8	140	1L	Amarillo, Texas (Caprock HS)
	Tovo Asaeli	DB	Fr.	6-2	195	HS	Eules, Texas (Trinity HS)
	La'Travion Brown	DB	Fr.	5-8	160	HS	Amarillo, Texas (Tascosa HS)
	Kobe Burgess	DB	Fr.	6-0	185	HS	Killeen, Texas (Shoemaker HS)
	Jaxon Burnett	P	Fr.	5-9	155	HS	Lubbock, Texas (Trinity Christian HS)
	Rafe Butcher	WR	R-Fr.	5-11	175	RS	Canyon, Texas (Canyon HS)
	Niko Castaneda	OL	Fr.	6-4	300	HS	Meadow, Texas (Meadow HS)
	Jakobe Crawford	DB	Fr.	5-9	180	HS	Houston, Texas (C.E. King HS)
	Tavori Donaldson	LB	Fr.	6-2	255	HS	Round Rock, Texas (Round Rock HS)
	Seth Ford	P	R-Fr.	6-1	225	RS	Round Rock, Texas (Round Rock HS)
	Tymere Garrett	DB	Fr.	6-1	210	HS	Castroville, Texas (Medina Valley HS)
	Jason Harris	LB	R-Fr.	6-1	200	RS	Austin, Texas (Del Valle HS)
	Jarrett Hutson	LB	Fr.	6-3	200	HS	Prosper, Texas (Rock Hill HS)
	Tyler Jackson	LB	Fr.	6-1	185	HS	Wylie, Texas (Wylie East HS)
	John Jennings	WR	So.	5-9	185	TR	Allen, Texas (Allen HS/Saddleback College)
	Taj Johnson	LB	Fr.	6-1	225	HS	Pflugerville, Texas (Del Valle HS)
	Brayden Klafka	DB	Fr.	6-2	180	HS	Spearman, Texas (Spearman HS)
	Christian Marshall	WR	R-Fr.	6-3	175	RS	Wimberley, Texas (Wimberley HS)
	Tray'vian McCoy-Gay	RB	Fr.	5-10	185	HS	Round Rock, Texas (Round Rock HS)
	Greg Meeks	LB	Fr.	6-2	205	HS	Houston, Texas (Mayde Creek HS)
	Donald Miles	LB	Fr.	6-2	220	HS	Dallas, Texas (Kimball HS)
	Christian Morris	LB	Fr.	6-0	210	HS	Houston, Texas (Klein Forest HS)
	Terince Siafa	ATH	R-Fr.	6-2	185	RS	La Porte, Texas (La Porte HS)
	Marlon Thompson-Leatch	DL	Fr.	5-10	295	HS	Mesquite, Texas (Mesquite HS)
	Thomas Thornburg	LB	Fr.	5-10	220	HS	Georgetown, Texas (East View HS)
	Blake Waters	WR	So.	5-10	160	1L	Richardson, Texas (J.J. Pearce HS)
	Tyras Winfield	RB	Fr.	5-9	170	HS	Humble, Texas (Atascocita HS)
	Tyree Woods	LB	Fr.	6-2	235	HS	Dickinson, Texas (Dickinson HS)

No.	Name	Pos.	Yr.	Ht.	Wt.	Exp.	Hometown (High School/Previous School)
30	Leondard Adams	DB	Fr.	6-3	185	HS	San Antonio, Texas (Stevens HS)
35	Daniel Ajaya	LB	Fr.	5-11	205	HS	Plano, Texas (Frisco Liberty HS)
75	Adam Alcorta	OL	Jr.	6-5	256	3L	New Braunfels, Texas (Canyon HS)
29	Michael Arceneaux II	ATH	Jr.	5-11	175	TR	Opelousas, Louisiana (Opelousas HS/Louisian Community Christian)
13	Caleb Arreola	QB	Jr.	6-2	195	2L	Chino, California (Chino Hills HS/Chaffey College)
	Tovo Asaeli	DB	Fr.	6-2	195	HS	Eules, Texas (Trinity HS)
67	Aydan Blair	OL	Fr.	6-8	270	HS	Dallas, Texas (Kimball HS)
8	Noah Bogardus	WR	Sr.	6-1	185	1L	Eastvale, California (Norco HS/Azusa Pacific)
71	Dylan Brought	OL	R-Fr.	6-4	315	RS	San Antonio, Texas (O'Connor HS)
70	Arza Brown	OL	R-Fr.	6-4	280	RS	Dallas, Texas (Molina HS)
12	Kyle Brown	QB	R-Fr.	6-1	185	RS	Cedar Park, Texas (Vista Ridge HS)
	La'Travion Brown	DB	Fr.	5-8	160	HS	Amarillo, Texas (Tascosa HS)
6	Shakell Brown	TE	So.	6-2	250	TR	Victorville, California (Adelanto HS/Chaffey College)
80	Tyshawn Buckner	WR	So.	6-3	190	1L	Birmingham, Alabama (Homewood HS/Navy)
	Kobe Burgess	DB	Fr.	6-0	185	HS	Killeen, Texas (Shoemaker HS)
	Jaxon Burnett	P	Fr.	5-9	155	HS	Lubbock, Texas (Trinity Christian HS)
	Rafe Butcher	WR	R-Fr.	5-11	175	RS	Canyon, Texas (Canyon HS)
26	Darius Carlson	LB	So.	6-3	220	1L	Wenatchee, Washington (Wenatchee HS/Central Washington)
	Niko Castaneda	OL	Fr.	6-4	300	HS	Meadow, Texas (Meadow HS)
45	JT Cavender	LB	So.	6-0	220	2L	Midlothian, Texas (Midlothian HS)
23	Terrance Clark	LB	Sr.	6-0	200	3L	Dallas, Texas (Lake Highlands HS)
82	Reagan Cochran	TE	R-Fr.	6-3	205	RS	Canadian, Texas (Canadian HS)
1	Jarrod Compton	RB	Sr.	5-10	185	4L	Lubbock, Texas (Coronado HS)
33	Jake Cospser	DB	Jr.	6-0	165	2L	Albuquerque, New Mexico (Hope Christian HS)
83	Ryan Cospser	WR	Fr.	6-3	190	TR	Albuquerque, New Mexico (Hope Christian HS/New Mexico)
43	Leo Covington	LB	Fr.	6-0	200	HS	Grapevine, Texas (Colleyville Heritage HS)
42	Cade Cox	LB	R-Fr.	6-0	200	RS	Dumas, Texas (Dumas HS)
	Jakobe Crawford	DB	Fr.	5-9	180	HS	Houston, Texas (C.E. King HS)
16	Joshua Culwell	QB	R-Fr.	6-3	195	RS	Canadian, Texas (Canadian HS)
76	Zach Dietrich	OL	So.	6-2	285	2L	Keller, Texas (Keller HS)
41	Dallan Dill	LB	Fr.	5-10	220	HS	Dumas, Texas (Dumas HS)
3	Ty Dillon	DB	So.	5-9	165	1L	Round Rock, Texas (Round Rock HS)
	Tavori Donaldson	LB	Fr.	6-2	255	HS	Round Rock, Texas (Round Rock HS)
34	Quinton Evans	DB	Fr.	5-11	170	HS	Mesquite, Texas (Mesquite HS)
54	Jimmy Fex	LS	Fr.	6-1	215	HS	McKinney, Texas (Boyd HS)
	Seth Ford	P	R-Fr.	6-1	225	RS	Round Rock, Texas (Round Rock HS)
	Tymere Garrett	DB	Fr.	6-1	210	HS	Castroville, Texas (Medina Valley HS)
68	Michael Geeker	OL	Fr.	6-5	270	HS	Houston, Texas (Cypress Lakes HS)
15	Nick Gerber	QB	Sr.	6-1	175	3L	Levelland, Texas (Levelland HS/Tyler JC/Texas Tech)
50	Brayden Gerlich	LB	R-Fr.	6-4	195	RS	Colleyville, Texas (Heritage HS/Texas Tech)
51	Eric Goodman	DL	So.	6-4	210	1L	College Station, Texas (A&M Consolidated HS)
66	Patrick Gray	OL	So.	6-0	275	2L	San Antonio, Texas (James Madison HS)
47	Sam Hampton	LB	So.	6-0	195	1L	Katy, Texas (Morton Ranch HS)
	Jason Harris	LB	R-Fr.	6-1	200	RS	Austin, Texas (Del Valle HS)
60	Sterling Henderson	OL	Jr.	6-3	270	2L	Farwell, Texas (Farwell HS/Texas Lutheran)
37	Jonathan Hernandez	LB	So.	6-1	206	2L	Hereford, Texas (Hereford HS)
	Jarrett Hutson	LB	Fr.	6-3	200	HS	Prosper, Texas (Rock Hill HS)
91	Antonio Iwuagwu	DL	So.	6-1	265	1L	San Antonio, Texas (Roosevelt HS)
90	Jaden Jackson	DL	R-Fr.	6-0	240	RS	San Antonio, Texas (Harlan HS)
48	Omarion Jackson	DB	Fr.	6-0	185	HS	Salt Lake City, Utah (Hunter HS)
	Tyler Jackson	LB	Fr.	6-1	185	HS	Wylie, Texas (Wylie East HS)
93	Hayden Jansky	DL	Fr.	6-3	240	HS	Magnolia, Texas (Magnolia West HS)
	John Jennings	WR	So.	5-9	185	TR	Allen, Texas (Allen HS/Saddleback College)
	Taj Johnson	LB	Fr.	6-1	225	HS	Pflugerville, Texas (Del Valle HS)
7	Jeremie Karngbaye	TE	Sr.	6-4	235	3L	Portales, New Mexico (Portales HS/Eastern Arizona JC)
11	Hunter Kaufman	WR	Jr.	5-11	180	1L	Pratt, Kansas (Prett HS/Kansas)
21	Koby King	LB	R-Fr.	6-0	210	RS	Houston, Texas (Summer Creek HS)
	Brayden Klafka	DB	Fr.	6-2	180	HS	Spearman, Texas (Spearman HS)
79	Braedon Leshe	OL	So.	6-6	300	2L	The Woodlands, Texas (College Park HS)
52	Zane Madison	OL	Jr.	6-3	295	3L	Van Alstyne, Texas (Van Alstyne HS)
	Christian Marshall	WR	R-Fr.	6-3	175	RS	Wimberley, Texas (Wimberley HS)
5	Hesston Marshall	ATH	So.	6-0	175	1L	Wheeler, Texas (Wheeler HS)
10	Dillon Mata	DL	Jr.	6-2	240	3L	Austin, Texas (Austin HS)
84	Gervin McCarthy	WR	Fr.	6-1	160	HS	Mesquite, Texas (Mesquite HS)
	Tray'vian McCoy-Gay	RB	Fr.	5-10	185	HS	Round Rock, Texas (Round Rock HS)
36	Ben McCreary	RB	Fr.	5-10	190	HS	San Antonio, Texas (Johnson HS)
77	AJ McGruder	DL	So.	6-2	305	1L	Waxahachie, Texas (Waxahachie HS)
	Greg Meeks	LB	Fr.	6-2	205	HS	Houston, Texas (Mayde Creek HS)

No.	Name	Pos.	Yr.	Ht.	Wt.	Exp.	Hometown (High School/Previous School)
53	Olisa Meka	DL	R-Fr.	6-4	275	RS	Houston, Texas (Kempner HS)
	Donald Miles	LB	Fr.	6-2	220	HS	Dallas, Texas (Kimball HS)
	Christian Morris	LB	Fr.	6-0	210	HS	Houston, Texas (Klein Forest HS)
57	Elijah Nunez	LB	R-Fr.	6-0	235	RS	Midland, Texas (Lee HS)
65	Riley O'Rourke	OL	R-Fr.	6-5	260	RS	Vancouver, Washington (Skyview HS/Central Washington)
32	Brian Okoye	RB	Fr.	6-0	220	HS	Sachse, Texas (Sachse HS)
39	Michael Onozie	DB	Jr.	5-11	185	3L	Houston, Texas (Dobie HS)
97	Favour Osizugbo	DL	Fr.	6-3	250	HS	Houston, Texas (Dobie HS)
40	Cole Oster	LB	So.	6-1	215	1L	Castle Rock, Colorado (Castle View HS/Montana State)
24	Carson Otworth	DB	R-Fr.	6-1	180	RS	Round Rock, Texas (Round Rock HS)
95	Joseph Overton	DL	Fr.	6-2	210	HS	Bastrop, Texas (Bastrop HS)
98	Marquese Owens	DL	Fr.	6-3	225	HS	Dallas, Texas (Adams HS)
63	Tashaun Pennington	OL	Fr.	6-6	275	HS	Houston, Texas (Alief Hastings HS)
14	Maxwell Perez	TE	Jr.	6-4	220	3L	Austin, Texas (McCallum HS)
78	Morgan Picha	OL	So.	6-4	285	2L	Decatur, Texas (Decatur HS)
99	Cason Polivoda	K	So.	5-8	140	1L	Amarillo, Texas (Caprock HS)
86	Brennan Ray	TE	Fr.	6-2	240	HS	Rockwall, Texas (Rockwall HS)
2	Kenneath Redd Jr.	WR	Jr.	6-1	190	2L	Detroit, Michigan (Fraser HS/Urbana)
64	Brady Reed	OL	Fr.	6-4	260	HS	Shallowater, Texas (Shallowater HS)
92	Ashton Reynolds	DL	So.	6-1	220	2L	Houston, Texas (North Shore HS)
74	Xavier Rivera	DL	Jr.	6-2	290	3L	Abernathy, Texas (Abernathy HS)
94	Caden Rodenbaugh	DL	Fr.	6-4	200	HS	Bastrop, Texas (Bastrop HS)
44	Simote Samate	DL	Sr.	6-3	260	1L	Aurora, Colorado (Grandview HS/Colorado Mesa)
73	Tavian Scruggs	OL	Fr.	6-4	295	HS	Sherman, Texas (Sherman HS)
38	Sign Shuva	DB	Fr.	5-9	170	HS	Allen, Texas (Allen HS)
	Terince Siafa	ATH	R-Fr.	6-2	185	RS	La Porte, Texas (La Porte HS)
28	Freddie Simmons	DB	So.	6-3	210	TR	Tallahassee, Florida (Lincoln HS/Itasca CC)
25	Kris Sims	ATH	R-Fr.	5-9	180	RS	Arlington, Texas (Arlington HS)
18	Isaiah Smallwood	RB	So.	5-10	200	1L	Austin, Texas (Vandegrift HS)
22	Gage Smith	DB	So.	5-11	185	2L	Sherman, Texas (Sherman HS)
4	Michael Smith	DL	So.	6-0	250	1L	Kansas City, Missouri (Platte County HS)
55	Sosa Sokimi	DL	Fr.	6-0	260	HS	Lampasas, Texas (Lampasas HS)
46	Preston Steszewski	DB	So.	6-0	185	2L	Missouri City, Texas (Ridge Point HS)
49	Braylon Sugg	LB	R-Fr.	6-0	215	RS	Austin, Texas (Hutto HS)
85	Brody Sutterfield	WR	So.	6-1	180	1L	Amarillo, Texas (Bushland HS)
9	Tyler Sweet	WR	Sr.	5-8	165	TR	Rialto, California (Upland HS/Middle Tennessee State)
31	Christopher Thomas	LB	Sr.	6-3	210	4L	Humble, Texas (Atascocita HS)
	Marlon Thompson-Leatch	DL	Fr.	5-10	295	HS	Mesquite, Texas (Mesquite HS)
	Thomas Thornburg	LB	Fr.	5-10	220	HS	Georgetown, Texas (East View HS)
19	Tyrie Tipton	WR	So.	5-11	160	2L	Lubbock, Texas (Monterey HS)
72	Samuel Treadaway	OL	R-Fr.	6-6	240	RS	Katy, Texas (Seven Lakes HS)
20	Gage Urias	P/K	Sr.	5-10	165	2L	Lubbock, Texas (Coronado HS/Cisco College)
	Blake Waters	WR	So.	5-10	160	1L	Richardson, Texas (J.J. Pearce HS)
96	Adam Whitfield	DL	Fr.	6-3	205	HS	Round Rock, Texas (Stony Point HS)
56	Grayson Williams	OL	So.	6-5	255	2L	Keller, Texas (Keller HS)
	Tyras Winfield	RB	Fr.	5-9	170	HS	Humble, Texas (Atascocita HS)
	Tyree Woods	LB	Fr.	6-2	235	HS	Dickinson, Texas (Dickinson HS)
27	Stan Wynn	DB	So.	6-1	210	TR	Sanford, Florida (Seminole HS/Northeastern Oklahoma A&M)
17	Ahlee Yart	K	R-Fr.	5-8	155	RS	Dumas, Texas (Dumas HS)



HUNTER HUGHES

POSITION

HEAD COACH

ALMA MATER

MIDDLE TENNESSEE ST. ('91)

HOMETOWN

NASHVILLE, TENNESSEE

Hunter Hughes is now in his sixth season at the helm of the Buffs after being announced as the 28th head coach in program history on December 13, 2016.

The 2021 campaign saw the Buffs finish 7-4 overall including 5-2 in LSC action. WT went 5-2 inside of Buffalo Stadium as well as finishing the season on a three-game win streak with victories over Texas A&M-Kingsville, Midwestern State and Bethel College. The Buffs claimed 16 All-LSC honors highlighted by freshman linebacker JT Cavender being named the Linebacker of the Year as well as the Defensive Freshman of the Year.

The challenging 2020 season saw the Buffaloes push the envelope as they implemented strict but effective protocols that allowed WT to play the most games by any Division II institution during the COVID-19 Pandemic, finishing the fall with a 3-3 overall mark.

In his third season in Canyon, Hughes led the Buffs to their most wins since 2013, 8-3, including four wins in the inaugural season at Buffalo Stadium. WT opened the stadium with a thrilling 35-16 over Azusa Pacific.

WT had nine student-athletes earn All-LSC honors. Jordan Johnson, Gerred Johnson, Eric Collins, Frank Honang and Brock Gerlich were all named to the First Team with Tobias Harris, Parker Hanna, Hayden Dennis and Duke Carter IV also receiving all-conference recognition.

Harris also went on to earn All-American honors from D2Football.com, Associated Press and American Football Coaches Association (AFCA) as one of the top returns in the nation. The sophomore ranked second in all of NCAA football in punt return average while breaking the program record for single season and career punt return yards.

During his second season in Canyon in 2018, WT finished with their first winning record in three years at 6-5 which included a four-game winning streak and a win over a Top-25 opponent for the second consecutive season. The Buffs were named Dave Campbell's Team of the Week following their 28-26 victory over No. 14 Central Washington in the Wildcats first-ever night game at Tomlinson Stadium.

Under Hughes, Tobias Harris was named the LSC Freshman of the Year after ranking in the Top 10 nationally in interceptions per game, combined kick return yards and punt return touchdowns. Duke Carter IV, Eric Collins and Travis Vornkahl all earned All-LSC honors while John Cummings earned D2CCA 2nd Team All-American.

In 2017, Hughes and the Buffs won his first game of his WT career with a thrilling 24-21 victory at Kimbrough Memorial Stadium over his former school as the ThunderWolves were ranked No. 7 nationally entering the game. Hughes went 3-8 in his inaugural season and had eight players named to the All-LSC Team, with two being selected to the LSC All-Academic Team and senior Dillon Vaughan earning LSC Academic Player of the Year honors. CoSIDA First Team Academic All-America accolades and the prestigious Fred Jacoby LSC Male Scholar-Athlete of the Year.

Prior to his arrival in Canyon, Hughes last ten years as the defensive coordinator at Colorado State University-Pueblo and was the defensive mastermind behind the ThunderWolves' 13-0 shutout of then-No. 1 Minnesota State in the 2014 NCAA Division II National Championship, which handed CSU-Pueblo its first NCAA national title in school history.

Hughes was hired in 2007 prior to the first season of CSUP football in 2008 to help build the inaugural class. Hughes consistently put defenses on the field that not only lead the Rocky Mountain Athletic Conference, but rank among the top units in the nation.

He was named Football FootballScoop.com Division II Coordinator of the Year finalist in 2014 and guided the ThunderWolves' defense that lead all of Division II in scoring defense (12.8 points allowed per game), passes intercepted (29), defensive touchdowns (7) and turnovers gained (43).

In his nine seasons coaching at CSUP, the defense has produced 14 All-Americans and 67 All-RMAC performers.

Hughes and the ThunderWolves' defense continued to dominate in 2015 as he helped guide the team to its third appearance in the NCAA Quarterfinals in the previous four seasons. CSUP finished top 20 nationally in nine different defensive categories, which included third in scoring defense (15.8 ppg) and passes intercepted (24).

One of the most decorated Division II coordinators in the nation, Hughes earned FootballScoop.com Division II Coordinator of the Year in 2011 as the ThunderWolves went 11-0 in the regular season. CSUP allowed a national-best 10.33 points per game and tallied 26 interceptions which also was tops in Division II.

In the first four years Hughes was at CSUP, the ThunderWolves finished in the top 25 nationally in points allowed three times including ninth in 2010. In 2008, Hughes squad allowed the 37th-fewest points in the nation during the program's first season of competition.

Prior to CSUP, Hughes quickly rose through the coaching ranks as he was on staff at two of the most prestigious Division I programs in the country – University of Colorado and University of Tennessee.

Hughes graduated from Middle Tennessee State in 1991 and earned a master's degree from MTSU in 2001.

WEST TEXAS A&M
HEAD COACH
2017 - PRESENT

CSU-PUEBLO
DEFENSIVE COORDINATOR
2007-2016

TENNESSEE
GRADUATE ASSISTANT
2006

COLORADO
GRADUATE ASSISTANT
2003-2005



WT'S INDIVIDUAL SUPERLATIVES

Rushes	35	Duke Carter IV at Central Washington (9/29/18)
Yards Rushing	259	Khalil Harris at Western Oregon (10/2/21)
TD Rushes	4	Duke Carter IV vs. UT Permian Basin (10/6/18)
Long Rush	79	Duke Carter IV at Central Washington (9/28/18)
Passes Attempted	41	Nick Gerber vs. Angelo State (10/19/19)
Passes Completed	25	Nick Gerber at UT Permian Basin (9/11/21)
TD Passes	3	Nick Gerber vs. Midwestern State (11/16/19) Nick Gerber vs. Oklahoma Panhandle State (9/16/20) Nick Gerber vs. Western New Mexico (9/18/21)
Long Pass	82	Nick Gerber vs. Western New Mexico (9/18/21)
Receptions	8	Semaj Mitchell at Azusa Pacific (9/1/18) Tyrie Tipton at Western Oregon (10/2/21)
Yards Receiving	132	Markel Steward at Tarleton (9/23/17) Juwan McCall vs. Central Washington (10/5/19)
TD Receptions	2	Semaj Mitchell vs. Angelo State (10/19/19) Chase Sojka vs. North American (10/31/20) Markell Stephens-Peppers vs. Texas College (9/2/21)
Long Pass	82	Noah Bogardus vs. Western New Mexico (9/18/21)
Field Goals	3	Alex Schrag vs. CSU-Pueblo (9/9/17) Alex Schrag vs. Texas A&M-Commerce (10/28/17) Cason Polivoda at Eastern New Mexico (10/16/21)
Long Field Goal	53	Alex Schrag vs. Texas A&M-Commerce (10/28/17)
Punts	9	Brayden Welch vs. Midwestern State (11/6/21) John Cummings vs. Tarleton (9/15/18) John Cummings at Angelo State (10/13/18) Brayden Welch vs. Midwestern State (11/6/21)
Long Punt	57	John Cummings at Western New Mexico (9/22/18)
Punting Average	57.7	John Cummings vs. Adams State (10/14/17)
Punts Inside 20	6	John Cummings at Angelo State (10/13/18)
Long Punt Return	72	Tobias Harris vs. Oklahoma Panhandle State (9/8/18)
Long Kickoff Return	72	Tobias Harris at Central Washington (9/28/18)
Tackles	20	JT Cavender vs. Midwestern State (11/6/21)
Sacks	2	4x, last, Cleon Jackson vs. Okla. Panhandle St. (9/19/20)
Tackles for Loss	4.0	Gerred Johnson vs. Texas A&M-Kingsville (11/3/18)
Interceptions	3	Tobias Harris at Eastern New Mexico (10/16/21)

WT TEAM SUPERLATIVES

Points	73	vs. Texas College (9/2/21)
Rushes	53	at Texas A&M-Kingsville (11/9/19)
Yards Rushing	415	vs. Oklahoma Panhandle State (9/19/20)
Yards Per Rush	10.1	vs. Oklahoma Panhandle State (9/19/20)
TD Rushes	8	vs. Texas College (9/2/21)
Passes Attempted	41	vs. Angelo State (10/19/19)
Passes Completed	25	at UT Permian Basin (9/11/21)
Yards Passing	355	Western New Mexico (9/18/21)
Yards Per Pass	14.8	Western New Mexico (9/18/21)
TD Passes	4	vs. Oklahoma Panhandle State (9/19/20)
Total Plays	81	vs. Angelo State (10/19/19)
Total Offense	663	vs. Oklahoma Panhandle State (9/19/20)
Yards Per Play	11.5	vs. Texas College (9/2/21)
Sacks By	7	vs. Oklahoma Panhandle State (9/19/20)
First Downs	31	vs. Bethel College (11/13/21)
Penalties	12	vs. Oklahoma Panhandle State (9/8/18)
Penalty Yards	157	vs. Oklahoma Panhandle State (9/8/18)
Turnovers	5	at Angelo State (11/4/17)
Interceptions By	5	at Eastern New Mexico (10/16/21)
Sacks	10	vs. Midwestern State (11/6/21)
Punting Average	57.7	vs. Adams State (10/14/17)
Long Punt	71	at Western New Mexico (9/22/18)
Punts Inside 20	6	at Angelo State (10/13/18)
Long Punt Return	85	at Tarleton (9/21/19)

OPPONENT INDIVIDUAL SUPERLATIVES

Rushes	29	Michael Zeman, Colorado School of Mines (9/25/21)
Yards Rushing	207	Michael Roots, Central Washington (10/5/19)
TD Rushes	3	4x, last, Omari Land, Western Oregon (10/2/21)
Long Rush	69	Da'Leon Ward, Stephen F. Austin (10/1/20)
Passes Attempted	55	Nick Rooney, Adams State (10/14/17)
Passes Completed	45	Nick Rooney, Adams State (10/14/17)
Yards Passing	436	Reilly Hennessey, Central Washington (9/29/18)
TD Passes	6	Clayton Roberts, UT Permian Basin (9/11/21)
Long Pass	82	Taylor Null, UT Permian Basin (10/6/18)
Receptions	14	Chad Hovasse, Adams State (10/14/17)
Yards Receiving	161	Austin Carr, Azusa Pacific (9/2/17)
TD Receptions	2	10x, last, MJ Link/Jordan Smart, UT Permian Basin (9/11/21)
Long Reception	82	Kyle McBride, UT Permian Basin (10/6/18)
Field Goals	3	3x, last, Ramzee Jaridly, Azusa Pacific (9/5/19)
Long Field Goal	44	Connor Flanigan, Angelo State (10/13/18)
Punts	11	Matthew Lopez, Oklahoma Panhandle St. (9/19/20)
Long Punt	81	KeShawn Henderson, Texas College (9/2/21)
Punting Average	53.0	Casey Eyman, Angelo State (11/4/17)
Punts Inside 20	4	Tanner Cuda, CSU-Pueblo (9/9/17)
Long Punt Return	43	Donte Ross, Texas A&M-Kingsville (11/9/19)
Long Kickoff Return	100	Buck Wilson, Texas A&M-Commerce (10/28/17)
Tackles	16	Tre Tutt, Texas A&M-Kingsville (11/9/19)
Sacks	3.0	James Lee, Western New Mexico (9/22/18)
Tackles for Loss	5.5	Aaron Berry, Azusa Pacific (9/1/18)
Interceptions	2	Prince Robinson, Tarleton (9/15/18) Lee Pitts, Azusa Pacific (9/1/18)

OPPONENT TEAM SUPERLATIVES

Points	58	at Tarleton (9/21/19)
Rushes	74	vs. Eastern New Mexico (10/20/18)
Yards Rushing	440	vs. Eastern New Mexico (10/20/18)
Yards Per Rush	6.3	vs. Central Washington (10/5/19)
TD Rushes	5	vs. Tarleton (9/15/18)
Passes Attempted	59	vs. Adams State (10/14/17)
Passes Completed	47	vs. Adams State (10/14/17)
Yards Passing	446	vs. Texas A&M-Commerce (10/28/17)
Yards Per Pass	11.4	vs. Tarleton (9/15/18)
TD Passes	6	at UT Permian Basin (9/11/21)
Total Plays	90	vs. Adams State (10/14/17)
Total Offense	631	vs. Central Washington (10/5/19)
Yards Per Play	7.8	at Stephen F. Austin (10/1/20)
Sacks By	8	at Texas A&M-Kingsville (10/7/17)
First Downs	31	at Angelo State (11/4/17) vs. Adams State (10/14/17)
Penalties	13	vs. Tarleton (9/15/18) vs. Texas A&M-Kingsville (11/3/18)
Penalty Yards	173	vs. Tarleton (9/15/18)
Turnovers	6	at Eastern New Mexico (10/26/19)
Interceptions By	3	vs. Texas A&M-Commerce (11/2/19) vs. Tarleton (9/15/18) at Angelo State (11/4/17)
Punts	11	vs. Oklahoma Panhandle State (9/19/20)
Punting Average	48.7	vs. Texas College (9/2/21)
Long Punt	81	vs. Texas College (9/2/21)
Punts Inside 20	4	vs. CSU-Pueblo (9/9/17)
Long Punt Return	49	at Texas A&M-Kingsville (11/9/19)


JT HADDAN
POSITION ASSISTANT H.C./D-LINE

ALMA MATER CSU-PUEBLO ('12)

HOMETOWN CRAIG, COLORADO


Haddan is in his sixth season as assistant head coach and defensive line coach after moving to Canyon joining Hughes staff from Colorado State-Pueblo in 2017.

The 2021 campaign saw the Buffs finish 7-4 overall including 5-2 in Lone Star Conference action. WT went 5-2 inside of Buffalo Stadium as well as finishing the season on a three-game win streak with victories over Texas A&M-Kingsville, Midwestern State and Bethel College.

The challenging 2020 season saw the Buffaloes push the envelope as they implemented strict but effective protocols that allowed WT to play the most games by any Division II institution during the COVID-19 Pandemic, finishing the fall with a 3-3 overall mark.

In 2019, Gerred Johnson earned First Team All-Lone Star Conference honors. The senior started in all 11 games for the Buffs recording 40 tackles, 14.0 tackles for loss, the 8th most in a single season in program history.

In his second season the WT defensive line recorded 21 sacks and 73 tackles for loss. During his first season in Canyon, the defensive line was led by senior Daelin Young who registered a team-high 12 tackles for loss and eight sacks.


RUSS MARTIN
POSITION OFFENSIVE COORDINATOR

ALMA MATER CHADRON STATE ('78)

HOMETOWN SCOTTS BLUFF, NEBRASKA

Russ Martin is now in his third season as West Texas A&M's Offensive Coordinator.

Martin made the move to Canyon after serving as the head coach at Colorado Mesa for eight seasons posting a 56-33 record. He led the Mavericks to three RMAC Titles and one NCAA Appearance.

Under Martin, the Mavericks owned one of the best offenses in the nation ranking in the Top 10 nationally in total offense from 2016-17 while compiling a record of 18-5 including 17-3 in RMAC play.

In 2016, Martin led the Mavericks to their first playoff appearance since 2007 as they ranked ninth in total offense (507.3/yards) while scoring 41.3 points per game. Martin orchestrated one of the top offenses in the country in 2017 led as the Mavericks scored 46.4 points per game, the second-most in the Nation.

Prior to joining the staff at CMU, he spent eight seasons as the offensive coordinator and quarterback coach at Nebraska-Kearney where the Lopes won four RMAC Championships. He has also spent time at Baylor, Kansas Wesleyan, Bethany College, Black Hills State and Southeastern Missouri State during his career.

He played football at Chadron State where he earned a bachelor's degree in physical education with a minor in business administration and a coaching endorsement. He later earned his master's degree in secondary education.


WILL WAGNER
POSITION LINEBACKERS/PASSING GAME

ALMA MATER HARDIN SIMMONS ('95)

HOMETOWN ODESSA, TEXAS

Will Wagner is now in his third season on the West Texas A&M coaching staff. Wagner returned to the LSC after spending 2019 as a defensive analyst at Abilene Christian.

He was the head football coach at Angelo State from 2011-18 leading the Rams to an overall record of 48-41 including an LSC Championship and a trip to the NCAA Playoffs.

He led the Rams to the inaugural LSC Playoff Championship in 2014 and to the programs' first DII playoff win since 1997. He was named the LSC and AFCA Regional Coach of the Year after leading ASU to nine wins, their most wins in more than a decade.

He spent 11 seasons as an assistant coach at Northwest Missouri State, helping the Bearcats to 10 Mid-America Intercollegiate Athletics Association championships, seven national championship games and three National Titles.

The Bearcats averaged 18 interceptions per season from 2004-10 under Wagner, with 12 of his defensive backs earning a combined 18 All-MIAA honors. He also mentored Myles Burnside, a two-time All-American and 2008 National Defensive Player of the Year.

As a player, Wagner was an All-American defensive back at Hardin-Simmons, where he played from 1992-95 and earned selection to the HSU 20th Anniversary Team.

As a senior in high school, Wagner helped lead Odessa Permian to the 1991 Texas 5A Division II State Championship.



BRIAN MILLER

POSITION OFFENSIVE LINE

ALMA MATER HASTINGS COLLEGE ('89)

HOMETOWN GOLDEN, COLORADO

Brian Miller is in his first season on staff at West Texas A&M, working with WT's offensive line.

Miller has over 25 years of collegiate coaching experience as he came to Canyon following four years as the offensive line coach at Fairmont State in Fairmont, West Virginia.

2018 saw four of the five Fairmont State starters up front earn All-Mountain East Conference honors including first team selections by Zach Cox and Chander Zavala.

Miller served as an Offensive Analyst at the University of Missouri in 2017 where he worked specifically with tight ends and quarterbacks.

Miller made his first stop in NCAA Division I as a graduate assistant offensive line coach at Kansas during the 2010 and 2011 seasons.

Prior to his time at Kansas, Miller served as offensive coordinator, offensive line coach and academic coordinator at Washburn from 2002 to 2009.

Prior to eight seasons at WU, Miller served as Associate Head Football Coach and Offensive Coordinator at the University of Minnesota-Crookston from 1997 to 2002.

Miller earned a Bachelor's of Arts degree in Business Administration from Hastings College in 1989. He graduated with a Master's of Science in Athletic Administration from St. Cloud State in 1996.



LE'MARCUS GIBSON

POSITION DEFENSIVE BACKS

ALMA MATER LOUISIANA-LAFAYETTE ('11)

HOMETOWN STARKVILLE, MISSISSIPPI

Le'Marcus Gibson joined the West Texas A&M football staff with a focus on the defensive secondary in the summer of 2022.

Gibson came to Canyon following three seasons at Holmes Community College in Goodman, Mississippi where he served as the Defensive Coordinator for the Dogs over the last two campaigns.

The Starkville, Mississippi native spent three seasons at Oklahoma Panhandle State from 2016-2018, he helped the Aggies claim 15 victories during those three seasons including a 6-5 mark during the 2018 campaign when he served as Defensive Coordinator.

Gibson started his coaching career as a graduate assistant at Grambling State University in 2015 as the strength and conditioning coach, he then moved Nicholls State for one season coaching the safeties.

Gibson was a three-year standout at Louisiana-Lafayette from 2010-12 where he played in 30 games, registering 121 total tackles (72 solo, 49 assisted) to go along with a pair of interceptions and a forced fumble. He started his collegiate career as a safety and linebacker at the University of Hawaii followed by one season at Mississippi Gulf Coast Community College.

He holds a Bachelor's Degree in Kinesiology from Louisiana-Lafayette (2011) and a Master's in Sports Administration from Grambling State (2015).



CHRISTIAN LEMAY

POSITION WIDE RECEIVERS

ALMA MATER JACKSONVILLE STATE ('15)

HOMETOWN CHARLOTTE, NORTH CAROLINA

Christian LeMay is now in his second season on the West Texas A&M coaching staff, working with WT's wide receivers.

At Notre Dame College, he coached a receiving core that recorded the fourth-best reception rating in the Mountain East Conference.

Prior to NDC, he worked at the Jameis Winston/Hardknocks Training Camp before starting his own skills camp, Arrow Quarterback Training.

He also spent as a season as the wide receivers coach at Jacksonville State, the team went 9-4 overall and 7-1 in Ohio Valley Conference play.

As a player, he played quarterback for the University of Georgia for three seasons before transferring to Jacksonville State, where he played in the 2016 FCS National Championship against North Dakota State. He also played on the professional level with the Carolina Energy of the American Arena League and Green Bay Blizzard of the Indoor Football League.

In high school, LeMay was one of the most highly-touted recruits as the No. 1 pro-style quarterback in the 2010 signing class. He was also named ESPN Junior Player of the Year in 2009 and North Carolina Gatorade Player of the Year.

LeMay has a Bachelor of Arts and a Master's degree in Sports Management from Jacksonville State.



JAX BELLAR

POSITION

LINEBACKERS



BROCK LARSEN

POSITION

TIGHT ENDS



MARK MARTINEZ

POSITION

RECRUITING



T.D. STEIN

POSITION


RUNNING BACKS



CHRIS WATKINS

POSITION

DEFENSIVE BACKS



RUDY FAULKNER

POSITION

MANAGER



BRYCE HUDDLESTON

POSITION


MANAGER



SETH ORTEGA

POSITION

MANAGER



JASON RATLIFF

POSITION

MANAGER



ELIJAH YOUNG

POSITION

MANAGER



LUKE KASPER

DIRECTOR OF SPORTS MEDICINE



BEN KOZAK

DIRECTOR OF ATHLETIC PERFORMANCE

WESTERN COLORADO
Game 1 - Sept. 3 - Canyon, Texas
GENERAL INFORMATION

School..... Western Colorado
 Location..... Gunnison, Colorado
 Founded..... 1901
 Enrollment..... 3,000
 Nickname..... Mountaineers
 Colors..... Crimson & Slate
 Conference..... Rocky Mountain Athletic Series..... WT Leads, 6-0
 In Canyon..... WT Leads, 4-0
 In Gunnison..... WT Leads, 2-0
 Neutral Site.....
 President..... Brad Baca
 Athletic Director..... Miles Van Hee
 Head Coach..... Jas Bains
 2021 Record..... 10-2

COMMUNICATIONS

Football Contact..... Brandon Warr
 Office..... (970) 943-2831
 E-Mail..... bwarr@western.edu

2022 SCHEDULE

Sept. 3..... at West Texas A&M
 Sept. 10..... at UT Permian Basin
 Sept. 17..... at Colorado State-Pueblo
 Sept. 24..... Chadron State
 Oct. 1..... at Colorado Mesa
 Oct. 8..... South Dakota Mines
 Oct. 15..... at Black Hills State
 Oct. 22..... at New Mexico Highlands
 Oct. 29..... Colorado School of Mines
 Nov. 5..... at Fort Lewis
 Nov. 12..... Adams State

ANGELO STATE
Game 4 - Sept. 24 - San Angelo, Texas
GENERAL INFORMATION

School..... Angelo State
 Location..... San Angelo, Texas
 Founded..... 1928
 Enrollment..... 9,197
 Nickname..... Rams
 Colors..... Blue & Gold
 Conference..... Lone Star
 Series..... ASU Leads, 20-15
 In Canyon..... ASU Leads, 10-8
 In San Angelo..... ASU Leads, 10-7
 Neutral Site.....
 President..... Joseph Rallo
 Athletic Director..... James Reid
 Head Coach..... Jeff Girsch
 2021 Record..... 11-3

COMMUNICATIONS

Football Contact..... Jake Coburn
 Office..... (325) 942-2378
 E-Mail..... jake.coburn@angelo.edu

2022 SCHEDULE

Sept. 1..... Chadron State
 Sept. 10..... at Colorado School of Mines
 Sept. 17..... at UT Permian Basin
 Sept. 24..... West Texas A&M
 Oct. 1..... at Western Oregon
 Oct. 8..... Eastern New Mexico
 Oct. 15..... at Western New Mexico
 Oct. 22..... Texas A&M-Kingsville
 Oct. 29..... at Simon Fraser
 Nov. 5..... Central Washington
 Nov. 12..... at Northwestern State

ADAMS STATE
Game 2 - Sept. 10 - Alamosa, Colorado
GENERAL INFORMATION

School..... Adams State
 Location..... Alamosa, Colorado
 Founded..... 1921
 Enrollment..... 3,055
 Nickname..... Grizzlies
 Colors..... Green & White
 Conference..... Rocky Mountain Athletic Series..... WT Leads, 6-1
 In Canyon..... WT Leads, 3-1
 In Alamosa..... WT Leads, 3-0
 Neutral Site.....
 President..... Dr. Cheryl D. Lovell
 Athletic Director..... Katelyn Smith
 Head Coach..... Jarrell Harrison
 2021 Record..... 1-10

COMMUNICATIONS

Football Contact..... Eric R. Flores
 Office..... (719) 587-7825
 E-Mail..... erflores@adams.edu

2022 SCHEDULE

Sept. 3..... at Western New Mexico
 Sept. 10..... West Texas A&M
 Sept. 17..... Colorado School of Mines
 Sept. 24..... at Fort Lewis
 Oct. 1..... New Mexico Highlands
 Oct. 8..... Colorado State-Pueblo
 Oct. 15..... at Chadron State
 Oct. 22..... Colorado Mesa
 Oct. 29..... at South Dakota Mines
 Nov. 5..... Black Hills State
 Nov. 12..... at Western Colorado

UT PERMIAN BASIN
Game 5 - Oct. 1 - Canyon, Texas
GENERAL INFORMATION

School..... UT Permian Basin
 Location..... Odessa, Texas
 Founded..... 1969
 Enrollment..... 7,628
 Nickname..... Falcons
 Colors..... Orange & Black
 Conference..... Lone Star
 Series..... WT Leads, 4-1
 In Canyon..... WT Leads, 2-0
 In Odessa..... WT Leads, 2-1
 Neutral Site.....
 President..... W. David Watts
 Athletic Director..... Todd Dooley
 Head Coach..... Justin Carrigan
 2021 Record..... 5-5

COMMUNICATIONS

Football Contact..... Tom Perpetua
 Office..... (432) 552-4690
 E-Mail..... perpetua_t@utpb.edu

2022 SCHEDULE

Sept. 3..... Southwest Baptist
 Sept. 10..... Western Colorado
 Sept. 17..... Angelo State
 Sept. 24..... at Western Oregon
 Oct. 1..... at West Texas A&M
 Oct. 8..... Simon Fraser
 Oct. 15..... at Texas A&M-Kingsville
 Oct. 22..... Northwestern State
 Oct. 29..... at Eastern New Mexico
 Nov. 5..... Western New Mexico
 Nov. 12..... at Central Washington

TEXAS A&M-KINGSVILLE
Game 3 - Sept. 17 - Canyon, Texas
GENERAL INFORMATION

School..... Texas A&M-Kingsville
 Location..... Kingsville, Texas
 Founded..... 1917
 Enrollment..... 8,541
 Nickname..... Javelinas
 Colors..... Blue & Gold
 Conference..... Lone Star
 Series..... TAMUK Leads, 18-17-1
 In Canyon..... TAMUK Leads, 9-7
 In Kingsville..... TAMUK Leads, 9-8-1
 Neutral Site..... WT Leads, 2-0
 President..... Dr. Robert Vela
 Athletic Director..... Steve Roach
 Head Coach..... Mike Salinas
 2021 Record..... 5-5

COMMUNICATIONS

Football Contact..... Isaac Ray
 Office..... (361) 593-2870
 E-Mail..... isaac.ray@tamuk.edu

2022 SCHEDULE

Sept. 3..... North American
 Sept. 10..... Sul Ross State
 Sept. 17..... at West Texas A&M
 Sept. 24..... Eastern New Mexico
 Oct. 1..... at Simon Fraser
 Oct. 8..... Western New Mexico
 Oct. 15..... UT Permian Basin
 Oct. 22..... at Angelo State
 Oct. 29..... at Central Washington
 Nov. 5..... Northwestern State
 Nov. 12..... Western Oregon

MIDWESTERN STATE
Game 6 - Oct. 8 - Wichita Falls, Texas
GENERAL INFORMATION

School..... Northwestern State
 Location..... Wichita Falls, Texas
 Founded..... 1922
 Enrollment..... 6,102
 Nickname..... Mustangs
 Colors..... Maroon & Gold
 Conference..... Lone Star
 Series..... WT Leads, 19-15
 In Canyon..... WT Leads, 10-8
 In Wichita Falls..... WT Leads, 9-7
 Neutral Site.....
 President..... JuliAnn Mazachek
 Athletic Director..... Kyle Williams
 Head Coach..... Bill Maskill
 2021 Record..... 7-3

COMMUNICATIONS

Football Contact..... Trey Reed
 Office..... (940) 397-4818
 E-Mail..... sid@msutexas.edu

2022 SCHEDULE

Sept. 3..... Colorado State-Pueblo
 Sept. 10..... at Eastern New Mexico
 Sept. 17..... Michigan Tech
 Sept. 24..... Simon Fraser
 Oct. 1..... at Western New Mexico
 Oct. 8..... West Texas A&M
 Oct. 15..... at Central Washington
 Oct. 22..... at UT Permian Basin
 Oct. 29..... Western Oregon
 Nov. 5..... at Texas A&M-Kingsville
 Nov. 12..... Angelo State



WESTERN OREGON

Game 7 - Oct. 15 - Monmouth, Oregon

GENERAL INFORMATION

School..... Western Oregon
 Location..... Monmouth, Oregon
 Founded..... 1856
 Enrollment..... 5,185
 Nickname..... Wolves
 Colors..... Red & Black
 Conference..... Lone Star
 Series..... WOU Leads, 1-0
 In Canyon.....
 In Monmouth..... WOU Leads, 1-0
 Neutral Site.....
 President..... Mark Weiss
 Athletic Director..... Randi Lydum
 Head Coach..... Arne Ferguson
 2021 Record..... 4-6

COMMUNICATIONS

Football Contact..... Clayton Jones
 Office..... (575) 318-3013
 E-Mail..... jonescm@wou.edu

2022 SCHEDULE

Sept. 1..... at Weber State
 Sept. 10..... Lincoln (Calif.)
 Sept. 17..... at Western New Mexico
 Sept. 24..... UT Permian Basin
 Oct. 1..... Angelo State
 Oct. 8..... at Central Washington
 Oct. 15..... West Texas A&M
 Oct. 22..... Eastern New Mexico
 Oct. 29..... at Midwestern State
 Nov. 5..... Simon Fraser
 Nov. 12..... at Texas A&M-Kingsville

CENTRAL WASHINGTON

Game 8 - Oct. 22 - Canyon, Texas

GENERAL INFORMATION

School..... Central Washington
 Location..... Ellensburg, Washington
 Founded..... 1891
 Enrollment..... 12,342
 Nickname..... Wildcats
 Colors..... Crimson & Black
 Conference..... Lone Star
 Series..... WT Leads, 4-1
 In Canyon..... WT Leads, 3-0
 In Ellensburg..... Tied, 1-1
 Neutral Site.....
 President..... Jim Wohlpart
 Athletic Director..... Dr. Dennis Francois
 Head Coach..... Chris Fisk
 2021 Record..... 8-3

COMMUNICATIONS

Football Contact..... T.B.D.
 Office.....
 E-Mail.....

2022 SCHEDULE

Sept. 1..... at Ferris State
 Sept. 10..... Western New Mexico
 Sept. 17..... at Simon Fraser
 Oct. 1..... at Eastern New Mexico
 Oct. 8..... Western Oregon
 Oct. 15..... Midwestern State
 Oct. 22..... at West Texas A&M
 Oct. 29..... Texas A&M-Kingsville
 Nov. 5..... at Angelo State
 Nov. 12..... UT Permian Basin

WESTERN NEW MEXICO

Game 9 - Oct. 29 - Silver City, New Mexico

GENERAL INFORMATION

School..... Western New Mexico
 Location..... Silver City, New Mexico
 Founded..... 1893
 Enrollment..... 3,500
 Nickname..... Mustangs
 Colors..... Purple & Gold
 Conference..... Lone Star
 Series..... WT Leads, 8-3
 In Canyon..... WT Leads, 5-2
 In Silver City..... WT Leads, 3-1
 Neutral Site.....
 President..... Dr. Joseph Shepard
 Athletic Director..... Scott Noble
 Head Coach..... Philip Vigil
 2021 Record..... 1-10

COMMUNICATIONS

Football Contact..... Dakota Spillers
 Office..... (575) 538-6214
 E-Mail..... dakota.spillers@wnmu.edu

2022 SCHEDULE

Sept. 3..... Adams State
 Sept. 10..... at Central Washington
 Sept. 17..... Western Oregon
 Sept. 24..... at Abilene Christian
 Oct. 1..... Midwestern State
 Oct. 8..... at Texas A&M-Kingsville
 Oct. 15..... Angelo State
 Oct. 22..... at Simon Fraser
 Oct. 29..... West Texas A&M
 Nov. 5..... at UT Permian Basin
 Nov. 12..... at Eastern New Mexico

EASTERN NEW MEXICO

Game 10 - Nov. 5 - Canyon, Texas

GENERAL INFORMATION

School..... Eastern New Mexico
 Location..... Portales, New Mexico
 Founded..... 1927
 Enrollment..... 7,517
 Nickname..... Greyhounds
 Colors..... Green & Silver
 Conference..... Lone Star
 Series..... WT Leads, 18-17
 In Canyon..... Tied, 10-10
 In Portales..... WT Leads, 8-7
 Neutral Site.....
 President..... Steven G. Gamble
 Athletic Director..... Dr. Paul Weir
 Head Coach..... Tye Hiatt
 2021 Record..... 4-7

COMMUNICATIONS

Football Contact..... Jose Montoya
 Office..... (575) 562-2236
 E-Mail..... jose.monoty1@enmu.edu

2022 SCHEDULE

Sept. 1..... at New Mexico Highlands
 Sept. 10..... Midwestern State
 Sept. 17..... at Tarleton State
 Sept. 24..... at Texas A&M-Kingsville
 Oct. 1..... Central Washington
 Oct. 8..... at Angelo State
 Oct. 15..... Simon Fraser
 Oct. 22..... at Western Oregon
 Oct. 29..... UT Permian Basin
 Nov. 5..... at West Texas A&M
 Nov. 12..... Western New Mexico

SIMON FRASER

Game 11 - Nov. 12 - Burnaby, British Columbia

GENERAL INFORMATION

School..... Simon Fraser
 Location..... Burnaby, British Columbia
 Founded..... 1965
 Enrollment..... 30,296
 Nickname..... Red Leafs
 Colors..... Red & White
 Conference..... Lone Star
 Series.....
 In Canyon.....
 In Burnaby.....
 Neutral Site.....
 President..... Joy Johnson
 Athletic Director..... Theresa Hanson
 Head Coach..... Mike Rigell
 2021 Record..... 1-7

COMMUNICATIONS

Football Contact..... Steve Frost
 Office..... (778) 782-4056
 E-Mail..... sfrost@sfa.ca

2022 SCHEDULE

Sept. 10..... Montana State Northern
 Sept. 17..... Central Washington
 Sept. 24..... at Midwestern State
 Oct. 1..... Texas A&M-Kingsville
 Oct. 8..... at UT Permian Basin
 Oct. 15..... at Eastern New Mexico
 Oct. 22..... Western New Mexico
 Oct. 29..... Angelo State
 Nov. 5..... at Western Oregon
 Nov. 12..... West Texas A&M
 Dec. 2..... British Columbia

WESTERN COLORADO

SERIES:	WT Leads 6-0		
In Canyon:	WT Leads 4-0		
In Gunnison:	WT Leads 2-0		
1938	Canyon	W	27-0
1939	Canyon	W	35-0
1940	Gunnison	W	48-13
1941	Canyon	W	66-7
9/8/12	Canyon	W	57-20
9/7/13	Gunnison	W	48-21

ADAMS STATE

SERIES:	WT Leads 6-1		
In Canyon:	WT Leads 3-1		
In Alamosa:	WT Leads 3-0		
9/10/94	Canyon	W	14-7
9/9/95	Alamosa	W	44-26
9/7/96	Canyon	L	13-10
9/6/97	Alamosa	W	48-0
9/9/06	Canyon	W	31-11
9/8/07	Alamosa	W	63-20
10/14/17	Canyon	W	17-14

TEXAS A&M-KINGSVILLE

SERIES:	TAMUK Leads 18-17-1		
In Canyon:	TAMUK Leads 9-7		
In Kingsville:	TAMUK Leads 9-8-1		
Neutral Site:	WT Leads 2-0		
11/30/39	Kingsville	T	0-0
11/23/40	Canyon	W	26-6
11/22/41	Kingsville	L	39-7
11/28/85	Canyon	W	37-17
11/1/86	Kingsville	W	54-49
10/31/87	Canyon	L	44-20
10/22/88	Kingsville	L	32-7
10/21/89	Canyon	L	39-3
10/20/90	Kingsville	L	21-16
10/21/95	Canyon	L	55-17
10/26/96	Kingsville	L	21-0
10/25/97	Canyon	L	33-0
10/24/98	Kingsville	L	43-21
10/23/99	Canyon	L	35-14
10/21/00	Kingsville	W	13-3
10/20/01	Canyon	L	33-17
10/26/02	Kingsville	L	49-7
10/25/03	Canyon	L	38-13
9/25/04	Kingsville	L	69-21
9/24/05	Canyon	W	28-20
9/30/06	Kingsville	W	51-31
9/29/07	Canyon	W	36-3
9/27/08	Kingsville	W	55-35
9/26/09	Canyon	W	23-17 OT
10/16/10	Kingsville	L	28-24
9/17/11	Arlington	W	42-21
9/15/12	Arlington	W	40-10
9/28/13	Kingsville	W	69-7
10/25/14	Canyon	W	48-21
10/24/15	Kingsville	W	24-14
11/14/15	Canyon	W	51-45
10/8/16	Canyon	L	51-34
10/7/17	Kingsville	L	37-9
11/3/18	Canyon	W	35-31
11/9/19	Kingsville	W	35-31
10/30/21	Kingsville	W	35-23

ANGELO STATE

SERIES:	ASU Leads 20-15		
In Canyon:	ASU Leads 10-8		
In San Angelo:	ASU Leads 10-7		
10/1/83	Canyon	L	3-10
9/14/85	Canyon	W	12-10
10/11/86	Canyon	W	38-15
10/10/87	San Angelo	L	7-36
10/1/88	Canyon	L	6-52
9/30/89	San Angelo	L	14-49
9/29/90	Canyon	L	14-52
9/30/95	San Angelo	L	14-54
10/5/96	Canyon	L	10-28
10/4/97	San Angelo	L	23-31
10/3/98	Canyon	W	37-7
10/2/99	San Angelo	L	7-28
9/30/00	Canyon	L	3-28
9/29/01	San Angelo	L	10-30
10/5/02	Canyon	L	0-19
10/4/03	San Angelo	L	19-20
10/23/04	San Angelo	W	36-33
10/22/05	Canyon	L	58-53
10/28/06	San Angelo	W	26-10
10/27/07	Canyon	W	38-17
10/25/08	San Angelo	W	27-0
10/24/09	Canyon	W	43-15
9/25/10	San Angelo	W	37-27
10/8/11	Canyon	W	19-7
10/6/12	San Angelo	W	35-9
10/19/13	Canyon	W	34-30
9/27/14	San Angelo	W	58-41*
9/26/15	Canyon	L	17-35
11/5/16	Canyon	L	6-28
11/4/17	San Angelo	L	3-51
10/13/18	San Angelo	W	26-18
10/19/19	Canyon	L	14-17
9/26/20	San Angelo	L	10-21
10/24/20	Canyon	W	34-27
10/9/21	Canyon	W	31-15

* 2014 win vacated due to NCAA Violation

UT PERMIAN BASIN

SERIES:	WT Leads 4-1		
In Canyon:	WT Leads 2-0		
In Odessa:	WT Leads 2-1		
9/18/16	Odessa	W	48-14
9/16/17	Canyon	W	17-6
10/6/18	Canyon	W	42-21
10/12/19	Odessa	W	14-10
9/11/21	Odessa	L	42-31

MIDWESTERN STATE

SERIES:	WT Leads 19-15		
In Canyon:	WT Leads 10-8		
In Wichita Falls:	WT Leads 9-7		
10/18/47	Canyon	W	39-0
10/16/48	Wichita Falls	W	28-7
11/8/52	Canyon	L	21-13
11/7/53	Wichita Falls	W	20-14
10/2/54	Canyon	L	14-7
10/1/55	Canyon	W	34-0
12/1/56	Wichita Falls	W	41-14
10/2/93	Canyon	L	31-12
10/1/94	Wichita Falls	W	35-28
9/14/96	Wichita Falls	W	5-0
11/1/97	Canyon	W	51-7
10/31/98	Wichita Falls	W	38-22
10/30/99	Canyon	L	24-0
9/9/00	Wichita Falls	L	14-7
8/30/01	Canyon	L	42-14
10/12/02	Wichita Falls	L	54-14
10/11/03	Canyon	L	48-13
10/2/04	Canyon	L	30-26
10/1/05	Wichita Falls	W	47-44
10/7/06	Canyon	W	29-27
10/6/07	Wichita Falls	W	25-20
10/4/08	Canyon	W	42-14
10/3/09	Wichita Falls	L	31-19
10/23/10	Canyon	W	42-29
11/5/11	Wichita Falls	L	35-21
11/3/12	Canyon	L	52-48
11/16/13	Wichita Falls	W	19-12
10/11/14	Canyon	W	34-13
10/10/15	Wichita Falls	L	24-17
10/22/16	Canyon	W	35-27
10/21/17	Wichita Falls	L	45-3
11/10/18	Wichita Falls	L	24-23
11/16/19	Canyon	W	34-24
11/6/21	Canyon	W	15-12

WESTERN OREGON

SERIES:	WOU Leads 1-0		
In Canyon:	N/A		
In Monmouth:	WOU Leads 1-0		
9/2/21	Monmouth	L	41-38

CENTRAL WASHINGTON

SERIES:	WT Leads 4-1		
In Canyon:	WT Leads 3-0		
In Ellensburg:	WT Leads 1-1		
11/15/08	Canyon	W	49-42
9/12/09	Ellensburg	L	34-10
10/29/11	Canyon	W	49-35
9/29/18	Ellensburg	W	28-26
10/5/19	Canyon	W	48-41

WESTERN NEW MEXICO

SERIES:	WT Leads 8-3		
In Canyon:	WT Leads 5-2		
In Silver City:	WT Leads 3-1		
10/3/92	Canyon	L	30-20
11/13/93	Silver City	L	40-16
10/8/94	Canyon	W	70-44
10/8/95	Canyon	W	35-23
9/26/00	Canyon	W	50-0
10/8/01	Silver City	W	35-14
11/12/16	Silver City	W 37-30 OT	
11/11/17	Canyon	L	21-17
10/22/18	Silver City	W	27-17
10/28/19	Canyon	W	45-21
9/18/21	Canyon	W	42-14

EASTERN NEW MEXICO

SERIES:	WT Leads 18-17		
In Canyon:	Series Tied 10-10		
In Portales:	WT Leads 8-7		
1945	Canyon	W	57-6
11/15/86	Canyon	W	50-3
11/14/87	Portales	W	29-7
11/5/88	Canyon	W	34-15
11/4/89	Portales	L	21-17
11/3/90	Canyon	L	32-0
11/7/92	Canyon	L	56-0
11/6/93	Portales	W	35-34
11/5/94	Canyon	L	48-38
11/4/95	Portales	L	10-7
11/9/96	Canyon	L	31-21
11/8/97	Portales	W 35-34 OT	
11/7/98	Canyon	W	13-10
11/6/99	Portales	L	24-16
11/4/00	Canyon	L	49-21
11/3/01	Portales	L	41-27
11/9/02	Canyon	L	27-16
11/8/03	Portales	W	49-23
10/9/04	Portales	W	21-14
10/8/05	Canyon	W 52-51 OT	
10/14/06	Portales	W	21-14
10/13/07	Canyon	W	61-31
10/11/08	Portales	W	51-27
10/10/09	Canyon	W	34-24
10/22/11	Canyon	W	52-21
10/20/12	Portales	W	44-21
11/2/13	Canyon	L	39-38
11/1/14	Portales	L	55-45
11/15/14	Canyon	L	31-21
10/31/15	Canyon	W	52-42
10/1/16	Portales	L	39-30
9/30/17	Canyon	L	28-14
10/20/18	Canyon	L	28-0
10/26/19	Canyon	W	35-15
10/16/21	Portales	W	44-24

SIMON FRASER

SERIES:	First Meeting		
In Canyon:	N/A		
In Burnaby:	N/A		

Long known as a leader in intercollegiate athletics, the Lone Star Conference™ (LSC) is an innovative athletics conference that aims to provide a superior competitive experience for member institutions and to allow for comprehensive development of student-athletes through academic services and life skills programming. The LSC continues to build upon its proud history while aiming to be recognized as the premier NCAA Division II conference in the nation.

The league's mission is to foster student participation and success among member institutions in NCAA Division II intercollegiate athletics as an integral part of each institution's total educational program. The LSC shall pursue student-athlete development with highest regard to the principles of academic excellence, graduation success, sportsmanship, ethical conduct, resourcefulness, community service, gender equity, and diversity.

The LSC - founded on April 25, 1931 - has developed from a five-team conference of Texas-based schools to a 17-member league that spans four states (Texas, Oklahoma, New Mexico, and Arkansas).

The league continues to assist its member institutions in the maintenance of intercollegiate athletic programs that are compatible with the highest standards of education and competitive sports.

Throughout the league's 91-year history, various institutions have competed under the LSC banner. The conference was formed in 1931 when North Texas State, Southwest Texas State, Sam Houston State, Stephen F. Austin, and Texas A&M-Commerce (then East Texas State) withdrew from the old Texas Intercollegiate Athletic Association.

The membership alignment has changed over the years, with current members added from 1954 to 2019. Texas A&M-Kingsville (formerly Texas A&I) joined in 1954, and Angelo State in 1968.

Conference membership remained within the Texas borders until 1984 when Eastern New Mexico was admitted. Since then, the LSC has included members from Arkansas and Oklahoma.

Cameron (1988, 1996) was added near the outset of an expansion phase, while Texas Woman's (1989) and previous member West Texas A&M (1986, 1993) joined the league soon after.

Midwestern State was admitted early in 1995. Harding reconnected with the league as an affiliate member in track and field from 2013-15, and McMurry was an affiliate member in indoor and outdoor track and field and football in 2014.

In 2016, UT Permian Basin and Western New Mexico were added to the league, while Lubbock Christian joined as an affiliate member in indoor and outdoor track and field that same year. Oklahoma Panhandle State was an affiliate member in football in 2016.

DBU was an affiliate member in indoor and outdoor track and field in 2019.

On July 1, 2019, the LSC added eight schools as DBU, Lubbock Christian, Oklahoma Christian, St. Edward's, St. Mary's, Texas A&M International, Arkansas-Fort Smith and UT Tyler joined the league

Central Washington University, Simon Fraser University, and Western Oregon University joined the league as affiliate members in football on July 1, 2022.

Past members of the LSC include Trinity, Houston, Lamar, Howard Payne, Sul Ross State, McMurry, Harding, Ouachita Baptist, Central Oklahoma, East Central (Okla.), Northeastern State (Okla.), Southeastern Oklahoma, Southwestern Oklahoma, Abilene Christian, Incarnate Word, Tarleton State, and Texas A&M-Commerce.

While the LSC has maintained a long-standing tradition of competitive athletic programs for its members, many teams and individuals have gone on to distinguish themselves on the national stage. Entering 2022-23, LSC member institutions have collected 77 NCAA team national championships since the league joined the Division II membership in 1981.

The LSC conducts conference championships in 18 sports (nine men and nine women). Men's championships include football, soccer, cross country, basketball, baseball, indoor track and field, outdoor track and field, golf, and tennis. Women's titles are determined in volleyball, soccer, cross country, basketball, softball, indoor track and field, outdoor track and field, tennis, and golf.

The conference office is in Richardson, Texas, a northern suburb of Dallas. Jay Poerner serves as Commissioner, with assistance from Melanie Robotham (Championships and Communications), Danielle Anderson (Compliance and Internal Operations), Brandon Tripp (Digital Media and Communications) and Christy Martiny (Business).

FOOTBALL TITLES

1982	Texas State
1983	Texas A&M-Kingsville
	Texas State
1984	Angelo State
1985	Texas A&M-Kingsville
1986	West Texas A&M
1987	Angelo State
	Texas A&M-Kingsville
1988	Texas A&M-Kingsville
1989	Texas A&M-Kingsville
1990	Texas A&M-Commerce
1991	Eastern New Mexico
1992	Texas A&M-Kingsville
1993	Texas A&M-Kingsville
1994	Texas A&M-Kingsville
1995	Texas A&M-Kingsville
1996	Texas A&M-Kingsville
1997	Texas A&M-Kingsville
1998	Central Oklahoma
1999	Northeastern State
	Southeastern Oklahoma State
	Central Oklahoma
2000	Northeastern State
2001	Texas A&M-Kingsville
	Tarleton
2002	Texas A&M-Kingsville
2003	Texas A&M-Kingsville
2004	Texas A&M-Kingsville
2005	West Texas A&M
2006	West Texas A&M
2007	West Texas A&M
2008	Abilene Christian
2009	Tarleton
	Midwestern State
	Texas A&M-Kingsville
2010	Abilene Christian
2011	Midwestern State
2012	West Texas A&M
	Midwestern State
2013	Eastern New Mexico
	Tarleton
2014	Texas A&M-Commerce (Regular Season)
	Angelo State (LSC Playoff)
2015	Texas A&M-Commerce (Regular Season)
	Midwestern State (LSC Playoff)
2016	Texas A&M-Commerce
2017	Midwestern State
2018	Tarleton
2019	Tarleton
2020	No Champion (COVID-19 Pandemic)
2021	Midwestern State

FOOTBALL TITLES

Texas A&M-Kingsville	27
West Texas A&M	5
Midwestern State	5
Angelo State	3
Eastern New Mexico	2
Central Washington	0
Simon Fraser	0
UT Permian Basin	0
Western Oregon	0
Western New Mexico	0
* CURRENT MEMBERSHIP	



LONE STAR CONFERENCE

SCORING

PLAYER	SCHOOL	PTS
2021 Asa Fuller	Angelo State	112
2020 COVID-19 Pandemic	---	---
2019 Zimari Manning	Tarleton	132
2018 Xavier Turner	Tarleton	132
2017 Kristov Martinez	Texas A&M-Commerce	137
2016 Vincent Johnson	Midwestern State	114
2015 Kamal Cass	Eastern New Mexico	138
2014 Jeremy Alridge-Mitchell	West Texas A&M	138
2013 Sergio Castillo	West Texas A&M	149
2012 Sergio Castillo	West Texas A&M	129
2011 Keidrick Jackson	Midwestern State	114
2010 Josh Birmingham	Central Oklahoma	126
2009 Fred Winborn	Texas A&M-Kingsville	114
2008 Bernard Scott	Abilene Christian	204
2007 Bernard Scott	Abilene Christian	234*
Matt Adams	Abilene Christian	115
2006 Ulysses Odoms	Midwestern State	96
2005 Kyle Fox	Angelo State	114
2004 Derek Ross	Tarleton	134
2003 Larry Williams	Texas A&M-Kingsville	114
2002 Larry Williams	Texas A&M-Kingsville	108
2001 Romar Crenshaw	Southeastern Oklahoma State	114
2000 Dominic Rhodes	Midwestern State	108
1999 Carlton Booe	Northeastern State	102
1998 Carlton Booe	Northeastern State	104
1997 Chris Pierson	Harding	78
Chris Brazzel	Angelo State	78
Ran Logan	Central Oklahoma	78
1996 Jubarko Gaines	Central Oklahoma	78
1995 Jason Smith	Texas A&M-Commerce	90
1994 Joe Aska	Central Oklahoma	92
1993 Angel Alvarez	Abilene Christian	60
Glenn Starks	Central Oklahoma	60
1992 Michael Hightower	Texas A&M-Commerce	78
Billy Watkins	Texas A&M-Commerce	78
1991 Billy Watkins	Texas A&M-Commerce	83
1990 Billy Watkins	Texas A&M-Commerce	76
1989 Johnny Bailey	Texas A&M-Kingsville	96
1988 Heath Sherman	Texas A&M-Kingsville	120
1987 Johnny Bailey	Texas A&M-Kingsville	120
1986 Heath Sherman	Texas A&M-Kingsville	138
1985 Wesley Williams	Abilene Christian	114
1984 Neal La Hue	Texas A&M-Kingsville	68
1983 Boo Jones	Abilene Christian	68
1982 Ron Jacoby	Texas State	96
1979 Paul Hood	Stephen F. Austin	104
1978 Jerry Aldridge	Angelo State	84
1977 Alex Davis	Abilene Christian	100
1976 Larry Collins	Texas A&M-Kingsville	82
Richard Ritchie	Texas A&M-Kingsville	82
1975 Aundra Thompson	Texas A&M-Commerce	126
1974 Wilbert Montgomery	Abilene Christian	102
1973 Wilbert Montgomery	Abilene Christian	188
1972 Kenneth Parks	Texas A&M-Commerce	72
1971 Charles Louis	Howard Payne	84
Bobby Hamner	Howard Payne	84
1970 Willie Dickson	Sul Ross State	102
1969 Arthur James	Texas A&M-Commerce	86
George Daskalakes	Texas A&M-Commerce	84
1968 Arthur James	Texas A&M-Commerce	80
1967 David Morrison	Texas State	114
1966 David Morrison	Texas State	59
1965 Jacob Henry	Sul Ross State	72
1964 Joe Bednarski	Texas State	48
1963 Rex Turner	Texas State	78
1962 Rex Turner	Texas State	58
1961 Bobby Jancik	Liberty	62
1960 Sid Blanks	Texas A&M-Kingsville	66
1959 Ronnie Fontenot	Lamar	67
1958 Joe Harbour	Texas A&M-Commerce	54
1957 Gary Berry	Texas A&M-Commerce	66
1956 Bobby Grisham	Sam Houston State	60
1955 Bennie Boles	Sam Houston State	60
1954 Bobby Grisham	Sam Houston State	80
1953 Mac Moore	Sam Houston State	71
1952 Marvin Brown	Texas A&M-Commerce	114
1951 Marvin Brown	Texas A&M-Commerce	102
1950 Jack Kyle	Sam Houston State	70
1949 Jack Kyle	Sam Houston State	58
1948 Gerald Leverman	Trinity	78
1947 Edward Matson	Trinity	73
1941 J.C. Meeks	Texas A&M-Commerce	47
1940 Don Hightower	Sam Houston State	49

RUSHING

PLAYER	SCHOOL	YDS
2021 Nathaniel Omayebu III	Angelo State	1,085
2020 COVID-19 Pandemic	---	---
2019 Paul Terry	Eastern New Mexico	1,888
2018 Xavier Turner	Tarleton	1,469
2017 Kamal Cass	Eastern New Mexico	1,443
2016 Kamal Cass	Eastern New Mexico	1,191
2015 Kamal Cass	Eastern New Mexico	1,514
2014 E'lon Spight	Eastern New Mexico	1,611
2013 Keidrick Jackson	Midwestern State	1,177
2012 Khiry Robinson	West Texas A&M	1,621
2011 Keidrick Jackson	Midwestern State	1,044
2010 Josh Birmingham	Central Oklahoma	1,250
2009 Fred Winborn	Texas A&M-Kingsville	1,295
2008 Bernard Scott	Abilene Christian	2,156
2007 Bernard Scott	Abilene Christian	2,165*
Michael Benton	Eastern New Mexico	1,458
2006 Daniel Polk	Midwestern State	1,199
2005 Derrick Ross	Tarleton	1,512
2004 Derrick Ross	Tarleton	1,560
2003 Larry Williams	Texas A&M-Kingsville	1,570
2002 Gerome Castleberry	East Central	1,379
2001 Gerome Castleberry	East Central	1,308
2000 DeWayne Miles	West Texas A&M	1,524
1999 Carlton Booe	Northeastern State	1,370
1998 Reggie Donner	Central Oklahoma	1,432
1997 Chris Pierson	Harding	1,299
1996 Jubarko Gaines	Central Oklahoma	1,233
1995 Derrick Johnson	Eastern New Mexico	1,265
1994 Joe Aska	Central Oklahoma	1,629
1993 Tyrone Jones	Central Oklahoma	1,108
1992 Tyrone Jones	Central Oklahoma	1,075
1991 Landrum Hale	Eastern New Mexico	1,098
1990 Andre Tucker	Eastern New Mexico	965
1989 Johnny Bailey	Texas A&M-Kingsville	1,269
1988 Johnny Bailey	Texas A&M-Kingsville	1,442
1987 Johnny Bailey	Texas A&M-Kingsville	1,598
1986 Johnny Bailey	Texas A&M-Kingsville	2,011
1985 Heath Sherman	Texas A&M-Kingsville	1,111
1984 Anthony Thomas	Abilene Christian	1,096
1983 Ricky Dirks	Texas A&M-Commerce	1,299
1982 Roger Wray	Sam Houston State	1,079
1981 Cary Noiel	Texas A&M-Commerce	1,307
1980 Anthony Johnson	Angelo State	1,003
1979 Paul Hood	Stephen F. Austin	1,332
1978 Jerry Aldridge	Angelo State	1,493
1977 Mike Richardson	Texas A&M-Commerce	1,095
1976 Larry Collins	Texas A&M-Kingsville	1,185
1975 Aundra Thompson	Texas A&M-Commerce	1,976
1974 Don Hardeman	Texas A&M-Kingsville	1,355
1973 Craig Powell	Texas A&M-Commerce	1,029
1972 Kenneth Parks	Texas A&M-Commerce	1,302
1971 Jerry Austin	Angelo State	1,199
1970 Jerry Austin	Angelo State	1,263
1969 Arthur James	Texas A&M-Commerce	1,334
1968 Arthur James	Texas A&M-Commerce	963
1967 Arthur James	Texas A&M-Commerce	963
1966 Danny Foust	Sul Ross State	657
1965 Reece Morrison	Texas State	919
1964 A.C. Lex	Sul Ross State	657
1963 Jerry Clement	Stephen F. Austin	640
1962 Dee White	Texas State	707
1961 Sid Blanks	Texas A&M-Kingsville	609
1960 Sid Blanks	Texas A&M-Kingsville	550
1959 Sam McCord	Texas A&M-Commerce	887
1958 George Jackson	Sam Houston State	652
1957 Bob Nance	Lamar	658
1956 Bob Grisham	Sam Houston State	706
1955 Bennie Boles	Sam Houston State	906
1954 Norm Cash	Sul Ross State	1,225
1953 Mac Moore	Sam Houston State	793
1952 Don Bingham	Sul Ross State	1,090
1951 Mac Moore	Sam Houston State	1,014
1950 Charles Boyles	Sul Ross State	1,036

PASSING

PLAYER	SCHOOL	YDS
2021 Devin Larsen	Western New Mexico	2,661
2020 COVID-19 Pandemic	---	---
2019 Ben Holmes	Tarleton	3,338
2018 Layton Rabb	Midwestern State	3,105
2017 Luis Perez	Texas A&M-Commerce	4,999
2016 Luis Perez	Texas A&M-Commerce	3,326
2015 Kyle Washington	Angelo State	3,691
2014 Tyrrik Rollison	Texas A&M-Commerce	3,764
2013 Dustin Vaughan	West Texas A&M	5,401
2012 Dustin Vaughan	West Texas A&M	4,712
2011 Mitchell Gale	Abilene Christian	3,823
2010 Taylor Harris	West Texas A&M	4,806
2009 JJ Harp	Eastern New Mexico	4,373
2008 Keith Null	West Texas A&M	5,097
2007 Keith Null	West Texas A&M	4,134
2006 Dalton Bell	West Texas A&M	3,998
2005 Dalton Bell	West Texas A&M	3,799
2004 Derek Maupin	West Texas A&M	3,461
2003 Cliff Watkins	Tarleton	3,547
2002 Pete Darnell	East Central	2,311
2001 Steve Kelly	Tarleton	3,077
2000 Steve Kelly	Tarleton	2,782
1999 Luke Cullins	Harding	2,648
1998 Mitch Brown	Midwestern State	2,503
1997 Chad Cole	Tarleton	2,654
1996 Chad Cole	Tarleton	2,503
1995 Grady Benton	West Texas A&M	2,077
1994 Mike Jinks	Angelo State	1,897
1993 Rex Lamberti	Abilene Christian	2,052
1992 Wilbur Odom	Angelo State	1,799
1991 Bobby Bounds	Texas A&M-Commerce	1,825
1990 Bobby Bounds	Texas A&M-Commerce	1,905
1989 Mickey Russell	Angelo State	2,206
1988 Doak Taylor	West Texas A&M	2,379
1987 Royce Slechta	Texas A&M-Commerce	2,105
1986 Tod Mayfield	West Texas A&M	3,664
1985 Rex Lamberti	Abilene Christian	3,010
1984 Bruno Briones	Texas A&M-Commerce	1,839
1983 Kyle Mackey	Texas A&M-Commerce	1,960
1982 Loyal Proffitt	Abilene Christian	2,243
1981 Loyal Proffitt	Abilene Christian	2,306
1980 Wade Wilson	Texas A&M-Commerce	1,978
1979 John Mayes	Abilene Christian	2,352
1978 John Mayes	Abilene Christian	2,535
1977 John Mayes	Abilene Christian	2,201
1976 Jim Reese	Abilene Christian	2,309
1975 Jim Reese	Abilene Christian	2,355
1974 Lynn Leonard	Angelo State	1,679
1973 Clint Longley	Abilene Christian	2,719
1972 Will Cureton	Texas A&M-Commerce	1,292
1971 Jim Duncan	Texas State	1,442
1970 Jim Dietz	Texas A&M-Commerce	2,000
1969 Robert Pearce	Stephen F. Austin	2,104
1968 J.D. McMahon	Tarleton	2,079
1967 Jesse Perkins	Texas State	1,625
1966 Terry Oglesby	Texas A&M-Kingsville	1,262
1965 Luz Pedraza	Sul Ross State	1,505
1964 Randy Johnson	Texas A&M-Kingsville	1,414
1963 Don Leineweber	Texas State	1,134
1962 Windell Herbert	Lamar	1,112
1961 Windell herbert	Lamar	1,138
1960 James Williams	Texas A&M-Commerce	800
1959 Harold Stephens	Stephen F. Austin	1,265
1958 Dale Byerly	Howard Payne	950
1957 George Parks	Lamar	701
1956 Votto Gaddis	Stephen F. Austin	846
1955 Bobby McBride	Texas State	906
1954 Allen Boren	Sam Houston State	837
1953 Pence Dacus	Texas State	1,654
1952 Don Gottlob	Sam Houston State	2,325
1951 James Gray	Texas A&M-Commerce	1,186
1950 Charles Lafoon	Sul Ross State	959

TEAM (SINGLE GAME)

POINTS
98 Texas A&M-Commerce vs. East Texas Baptist (9/4/14)
KICKING POINTS
21 Eastern New Mexico vs. Southeastern Okla. State (2009)
TOUCHDOWNS
13 Abilene Christian vs. West Texas A&M (11/22/08)
Texas A&M-Commerce vs. East Texas Baptist (9/4/14)
Texas A&M-Commerce vs. McMurry (11/1/14)
TOTAL YARDS
986 Texas A&M-Commerce vs. East Texas Baptist (9/4/14)
TOTAL PLAYS
121 Eastern New Mexico vs. Southeastern Okla. State (2009)
RUSHING ATTEMPTS
96 Texas A&M-Kingsville vs. Angelo State (1982)
RUSHING YARDS
586 Texas State vs. Prairie View A&M (1978)
PASSES ATTEMPTED
96 Eastern New Mexico vs. Southeastern Okla. State (2009)
PASSES COMPLETED
64 Eastern New Mexico vs. Southwestern Okla. State (2009)
PASSING YARDS
695 Eastern New Mexico vs. Southwestern Okla. State (2009)
PASSING TOUCHDOWNS
9 West Texas A&M vs. Central State (10/5/13)
PUNT RETURNS
12 Texas A&M-Commerce vs. North Texas (1933)
PUNT RETURN YARDS
224 Angelo State vs. McMurry (1969)
KICK RETURNS
13 Texas A&M-Commerce vs. Arkansas State (1987)
KICK RETURN YARDS
304 Texas A&M-Kingsville vs. West Texas A&M (2008)
PUNTS
32 Sam Houston State vs. Texas A&M-Commerce (1946)
PUNTING YARDS
1,203 Sam Houston State vs. Texas A&M-Commerce (1946)
PUNTING (COMBINED)
63 Sam Houston State vs. Texas A&M-Commerce (1946)
PUNTING YARDS (COMBINED)
2,309 Sam Houston State vs. Texas A&M-Commerce (1946)
PATS
13 Texas A&M-Commerce vs. McMurry (11/1/14)
PAT ATTEMPTS
13 Texas A&M-Commerce vs. McMurry (11/1/14)
FIELD GOALS
6 Eastern New Mexico vs. Southeastern Okla. State (2009)
FIELD GOAL ATTEMPTS
7 Eastern New Mexico vs. Southeastern Okla. State (2009)
INTERCEPTIONS
9 Stephen F. Austin vs. Sam Houston State (1949)
INTERCEPTION RETURN YARDS
213 Texas A&M-Commerce vs. East Central (12/6/14)
ATTENDANCE
23,276 Eastern New Mexico at West Texas A&M (2007)
FEWEST RUSHING YARDS ALLOWED
-77 McMurry vs. Abilene Christian (1968)
FEWEST TOTAL YARDS ALLOWED
-38 Tarleton vs. Baptist Christian (1974)
FEWEST TOTAL PLAYS ALLOWED
30 Howard Payne vs. Stephen F. Austin (1959)

TEAM (SEASON)

RUSHING ATTEMPTS
731 Eastern New Mexico (2016)
RUSHING YARDS
4,342 Texas A&M-Kingsville (1986)
RUSHING YARDS PER GAME
395.2 Texas A&M-Kingsville (1986)
PASSES ATTEMPTED
749 Eastern New Mexico (2009)
PASS COMPELETED
460 Eastern New Mexico (2009)
PASSING YARDS
5,544 West Texas A&M (2013)
PASSING TOUCHDOWNS
57 West Texas A&M (2013)
TOTAL PLAYS
1,066 West Texas A&M (2013)
TOTAL YARDS
7,124 West Texas A&M (2012)
TOTAL YARDS PER GAME
569.9 Texas A&M-Kingsville (1976)
POINTS
649 Texas A&M-Commerce (2014)
POINTS PER GAME
54.1 Texas A&M-Commerce (2014)
KICKING POINTS
149 West Texas A&M (2013)
PUNTS
92 Stephen F. Austin (1978)
PUNTING YARDS
3,630 Texas A&M-Commerce (1986)
WINS
14 Angelo State (1978)
Texas State (1982)
Texas A&M-Commerce (2017)
LONGEST WIN STREAK
42 Texas A&M-Kingsville (1973-77)
LONGEST UNDEFEATED STREAK
46 Texas A&M-Kingsville (1973-77)
FEWEST RUSHING YARDS ALLOWED
485 Texas A&M-Commerce (1952)
FEWEST PASSING YARDS ALLOWED
443 Sam Houston State (1956)
FEWEST TOTAL YARDS ALLOWED
1,329 Sam Houston State (1956)
Sam Houston State (1964)
FEWEST POINTS ALLOWED
34 Texas State (1948)
INTERCEPTIONS
37 Texas A&M-Kingsville (1970)
TURNOVERS
52 Texas A&M-Commerce (1990)

INDIVIDUAL CAREER

RUSHING ATTEMPTS
885 Johnny Bailey (1986-89) Texas A&M-Kingsville
RUSHING YARDS
6,320 Johnny Bailey (1986-89) Texas A&M-Kingsville
MOST 100-YARD GAMES
36 Johnny Bailey (1986-89) Texas A&M-Kingsville
MOST 200-YARD GAMES
13 Johnny Bailey (1986-89) Texas A&M-Kingsville
PASSES ATTEMPTED
1,624 Dustin Vaughan (2010-13) West Texas A&M
PASSES COMPLETED
1,040 Dustin Vaughan (2010-13) West Texas A&M
PASSING YARDS
13,525 Dustin Vaughan (2010-13) West Texas A&M
PASSING TOUCHDOWNS
123 Dustin Vaughan (2010-13) West Texas A&M
TOTAL YARDS
13,608 Dustin Vaughan (2010-13) West Texas A&M
RECEPTIONS
244 Charly Martin (2004-08) West Texas A&M
RECEIVING YARDS
4,108 Charly Martin (2004-08) West Texas A&M
RECEIVING TOUCHDOWNS
45 Charly Martin (2004-08) West Texas A&M
PUNTING AVERAGE
43.2 Bill Dement (1968-71) Angelo State
PUNT RETURN YARDS
1,212 Larry Pullin (1965-68) Texas A&M-Kingsville
KICK RETURN YARDS
2,115 Jonthan Woodson (2009-12) Texas A&M-Kingsville
INTERCEPTIONS
36 Alfredo Avila (1963-66) Sul Ross State
INTERCEPTION RETURN YARDS
535 Autry Beamon (1971-74) Texas A&M-Commerce
POINTS
426 Johnny Bailey (1986-89) Texas A&M-Kingsville
TOUCHDOWNS
70 Wilbert Montgomery (1973-76) Abilene Christian
Johnny Bailey (1986-89) Texas A&M-Kingsville
PATS
251 Sergio Castillo (2010-13) West Texas A&M
PAT ATTEMPTS
255 Sergio Castillo (2010-13) West Texas A&M
FIELD GOALS
75 Kristov Martinez (2015-18) Texas A&M-Commerce
FIELD GOAL ATTEMPTS
97 Kristov Martinez (2015-18) Texas A&M-Commerce
KICKING POINTS
449 Kristov Martinez (2015-18) Texas A&M-Commerce
ALL-PURPOSE YARDS
7,803 Johnny Bailey (1968-69) Texas A&M-Kingsville

INDIVIDUAL SINGLE GAME
INDIVIDUAL SEASON
POINTS SCORED

42 Bernard Scott Abilene Christian vs. West Texas A&M (11/22/08)

TOUCHDOWNS

7 Bernard Scott Abilene Christian vs. West Texas A&M (11/22/08)

RUSHING ATTEMPTS

49 Kenneth Parks Texas A&M-Commerce vs. Carson-Newman (1972)

RUSHING YARDS

342 Carlton Booe Northeastern State vs. Southeastern Okla. State (1998)

PASSES ATTEMPTED

94 JJ Harp Eastern New Mexico vs. Southeastern Okla. State (9/12/09)

PASSES COMPLETED

42 JJ Harp Eastern New Mexico vs. Southeastern Okla. State (9/12/09)

PASS TOUCHDOWNS

 7 Keith Null West Texas A&M vs. Abilene Christian (9/12/09)
 Wesley Wood Eastern New Mexico vs. Southern Nazarene (8/28/10)
 Dustin Vaughan West Texas A&M vs. Central State (10/5/13)

TOTAL PLAYS

102 JJ Harp Eastern New Mexico vs. Southeastern Okla. State (9/12/09)

TOTAL YARDS

681 JJ Harp Eastern New Mexico vs. Southeastern Okla. State (9/12/09)

RECEPTIONS

19 D'Angelo Bowie Western New Mexico vs. San Diego (9/2/17)

RECEIVING YARDS

323 Charly Martin West Texas A&M vs. Abilene Christian (11/22/08)

RECEIVING TOUCHDOWNS

5 Charly Martin West Texas A&M vs. Abilene Christian (11/22/08)

PUNT RETURNS

10 Kerry Simien Texas A&M-Kingsville vs. West Texas A&M (1988)

PUNT RETURN YARDS

224 Bobby Menchaca Angelo State vs. McMurry (1969)

KICK RETURNS

 8 Sam Tarrant Texas A&M-Commerce vs. Texas State (1979)
 Brandon Williams Midwestern State vs. Abilene Christian (2008)
 Kenzee Jackson Texas A&M-Commerce vs. Eastern New Mexico (9/25/10)
 Tommy Hampton West Texas A&M vs. Central Missouri (11/20/10)

KICK RETURN YARDS

218 Kenzee Jackson Texas A&M-Commerce vs. Eastern New Mexico (9/25/10)

ALL-PURPOSE YARDS

409 Bernard Scott Abilene Christian vs. West Texas A&M (10/18/08)

PUNTS

32 Jan Jones Sam Houston State vs. Texas A&M-Commerce (1946)

PUNTING YARDS

1,230 Jan Jones Sam Houston State vs. Texas A&M-Commerce (1946)

INTERCEPTIONS

5 Alfredo Avila Sul Ross State vs. Texas A&M-Commerce (1966)

INTERCEPTION RETURN YARDS

124 Curtis Slater West Texas A&M vs. Angelo State (10/6/12)

PATs

13 Saul Martinez Texas A&M-Commerce vs. McMurry (11/1/14)

PAT ATTEMPTS

13 Saul Martinez Texas A&M-Commerce vs. McMurry (11/1/14)

FIELD GOALS

6 Taylor Cannon Eastern New Mexico vs. Southeastern Okla. State (9/12/09)

FIELD GOALS ATTEMPTED

7 Taylor Cannon Eastern New Mexico vs. Southeastern Okla. State (9/12/09)

ALL-PURPOSE YARDS

2,982 Bernard Scott (Abilene Christian) 2008

POINTS

204 Bernard Scott (Abilene Christian) 2008

RUSHING ATTEMPTS

317 Gerome Castleberry (East Central) 2002

RUSHING YARDS

2,156 Bernard Scott (Abilene Christian) 2008

RUSHING YARDS PER GAME

182.8 Johnny Bailey (Texas A&M-Kingsville) 1986

RUSHING ATTEMPTS

317 Gerome Castleberry (East Central) 2002

MOST 100-YARD RUSHING GAMES

12 Bernard Scott (Abilene Christian) 2008

MOST 200-YARD RUSHING GAEMS

5 Johnny Bailey (Texas A&M-Kingsville) 1986

PASSING ATTEMPTS

675 Dustin Vaughan (West Texas A&M) 2013

PASS COMPLETIONS

447 Dustin Vaughan (West Texas A&M) 2013

PASSING YARDS

5,401 Dustin Vaughan (West Texas A&M) 2013

PASSING YARDS PER GAME

437.3 JJ Harp (Eastern New Mexico) 2009

PASSING TOUCHDOWNS

53 Dustin Vaughan (West Texas A&M) 2013

TOTAL YARDS

5,313 Dustin Vaughan (West Texas A&M) 2013

RECEPTIONS

123 Torrence Allen (West Texas A&M) 2013

RECEIVING YARDS

1,867 Charly Martin (West Texas A&M) 2008

RECEIVING TOUCHDOWNS

22 Charly Martin (West Texas A&M) 2008

RECEIVING YARDS PER GAME

143.6 Charly Martin (West Texas A&M) 2008

PUNT RETURNS

36 Dominique Bailey (Texas A&M-Commerce) 2018

PUNT RETURN YARDS

526 Byron Shaw (Texas A&M-Kingsville) 1973

KICK RETURNS

36 Jonathan Woodson (Texas A&M-Kingsville) 2011

KICK RETURN YARDS

975 Jerome Hewitt (Southeastern Okla. State) 2009

PUNTS

89 Rick Kinsey (Stephen F. Austin) 1978

PUNTING AVERAGE

46.8 Bill Huffman (Sul Ross State) 1960

INTERCEPTIONS

14 Alfredo Avila (Sul Ross State) 1966

INTERCEPTION RETURN YARDS

318 Autry Beamon (Texas A&M-Commerce) 1972

TOUCHDOWNS

34 Bernard Scott (Abilene Christian) 2008

PATs

82 Matt Adams (Abilene Christian) 2007

FIELD GOALS

 24 Sergio Castillo (West Texas A&M) 2012
 Kristov Martinez (Texas A&M-Commerce) 2017

KICKING POINTS

149 Sergio Castillo (West Texas A&M) 2013

SCHEDULE / RESULTS / TEAM STATISTICS

Date	Opponent	Score	Overall	Conference	Time	Attend
Sep 02, 2021	TEXAS COL.	W 73-0	1-0	0-0	3:27	5350
* Sep 11, 2021	at Tex. Permian Basin	L 31-42	1-1	0-1	03:42	5771
* Sep 18, 2021	WESTERN N.M.	W 42-14	2-1	1-1	04:01	5677
Sep 25, 2021	COLO. SCH. OF MINES	L 13-21	2-2	1-1	03:03	7398
Oct 02, 2021	at Western Ore.	L 38-41	2-3	1-1	3:05	3275
* Oct 09, 2021	ANGELO ST.	W 31-15	3-3	2-1	03:46	9326
* Oct 16, 2021	at Eastern N.M.	W 44-24	4-3	3-1	02:58	3382
* Oct 23, 2021	TEX. A&M-COMMERCE	L 3-15	4-4	3-2	02:50	6216
* Oct 30, 2021	at Tex. A&M-Kingsville	W 35-23	5-4	4-2	3:03	8537
* Nov 06, 2021	MIDWESTERN ST.	W 15-12	6-4	5-2	03:16	7315
Nov 13, 2021	BETHEL (KS)	W 52-9	7-4	5-2	03:02	5728

Team Statistics

	WT	OPP
SCORING	377	216
Points Per Game	34.3	19.6
Points Off Turnovers	49	14
FIRST DOWNS	225	217
Rushing	116	92
Passing	81	113
Penalty	28	12
RUSHING YARDAGE	2256	1504
Yards gained rushing	2506	1751
Yards lost rushing	250	247
Rushing Attempts	430	388
Average Per Rush	5.2	3.9
Average Per Game	205.1	136.7
TDs Rushing	30	13
PASSING YARDAGE	2120	2419
Comp-Att-Int	149-268-9	229-374-14
Average Per Pass	7.9	6.5
Average Per Catch	14.2	10.6
Average Per Game	192.7	219.9
TDs Passing	15	14
TOTAL OFFENSE	4376	3923
Total Plays	698	762
Average Per Play	6.3	5.1
Average Per Game	397.8	356.6
KICK RETURNS: #-Yards	28-447	44-854
PUNT RETURNS: #-Yards	4-215	1-91
INT RETURNS: #-Yards	14-224	9-60
KICK RETURN AVERAGE	16.0	19.4
PUNT RETURN AVERAGE	53.8	91.0
INT RETURN AVERAGE	16.0	6.7
FUMBLES-LOST	8-4	18-8
PENALTIES-Yards	60-502	87-796
Average Per Game	45.6	72.4
PUNTS-Yards	40-1498	53-1909
Average Per Punt	37.5	36.0
Net punt average	34.7	31.2
KICKOFFS-Yards	66-3582	46-2256
Average Per Kick	54.3	49.0
Net kick average	36.0	32.8
TIME OF POSSESSION/Game	27:32	31:42
3RD-DOWN Conversions	47/123	63/162
3rd-Down Pct	38%	39%
4TH-DOWN Conversions	9/18	9/25
4th-Down Pct	50%	36%
SACKS BY-Yards	20-47	14-7
MISC YARDS	0	0
TOUCHDOWNS SCORED	20	8
FIELD GOALS-ATTEMPTS	11-16	8-15
ON-SIDE KICKS	0-0	0-0
RED-ZONE SCORES	(41-48) 85%	(25-35) 71%
RED-ZONE TOUCHDOWNS	(31-48) 65%	(20-35) 57%
PAT-ATTEMPTS	(48-48) 100%	(22-24) 92%
ATTENDANCE	47010	20965
Games/Avg Per Game	7/6716	4/5241
Neutral Site Games		0/0

Score by Quarters

	1st	2nd	3rd	4th	OT	Total
West Tex. A&M	110	106	81	80	0	377
Opponents	47	39	61	69	0	216

INDIVIDUAL STATISTICS

Rushing	gp	att	gain	loss	net	avg	td	lg	avg/g
Compton,Jarrold	10	90	628	24	604	6.7	4	51	60.4
Harris,Khalil	8	98	626	29	597	6.1	5	75	74.6
Blair,Brandon	9	48	263	4	259	5.4	2	43	28.8
Smallwood,Isaia	10	37	244	0	244	6.6	3	31	24.4
Gerber,Nick	11	71	375	136	239	3.4	6	39	21.7
Lindsay,Marcus	5	16	129	1	128	8.0	3	24	25.6
Johnson,Jordan	10	35	119	8	111	3.2	6	19	11.1
Marshall,Hessto	11	10	43	3	40	4.0	1	13	3.6
Karngbaye,Jerem	8	1	17	0	17	17.0	0	17	2.1
Arreola,Caleb	5	4	29	14	15	3.8	0	29	3.0
Ollison,Caleb	11	2	10	0	10	5.0	0	9	0.9
Tipton,Tyrie	10	2	6	0	6	3.0	0	5	0.6
Hickerson,Tayly	7	1	2	0	2	2.0	0	2	0.3
Perez,Maxwell	9	1	1	0	1	1.0	0	1	0.1
Redd,Kenneath	7	1	0	4	-4	-4.0	0	0	-0.6
TEAM	11	13	14	27	-13	-1.0	0	14	-1.2
Total	11	430	2506	250	2256	5.2	30	75	205.1
Opponents	11	388	1751	247	1504	3.9	13	54	136.7

Passing	gp	effic	comp-att-int	pct	yds	td	lg	avg/g
Gerber,Nick	11	136.11	143-251-9	57.0	2029	14	82	184.5
Arreola,Caleb	5	105.90	6-16-0	37.5	91	1	49	18.2
TEAM	11	0.00	0-1-0	0.0	0	0	0	0.0
Total	11	133.80	149-268-9	55.6	2120	15	82	192.7
Opponents	11	120.43	229-374-14	61.2	2419	14	56	219.9

Receiving	gp	no.	yds	avg	td	lg	avg/g
Bogardus,Noah	11	38	689	18.1	4	82	62.6
Tipton,Tyrie	10	27	433	16.0	1	65	43.3
Ollison,Caleb	11	19	221	11.6	2	35	20.1
Stephens-Pepper	9	13	228	17.5	4	49	25.3
Compton,Jarrold	10	9	66	7.3	1	32	6.6
Kaufman,Hunter	9	8	174	21.8	1	50	19.3
Blair,Brandon	9	7	87	12.4	1	32	9.7
Karngbaye,Jerem	8	7	53	7.6	1	13	6.6
Redd,Kenneath	7	7	49	7.0	0	13	7.0
Harris,Khalil	8	5	55	11.0	0	35	6.9
Johnson,Jordan	10	3	39	13.0	0	22	3.9
Perez,Maxwell	9	2	11	5.5	0	6	1.2
Smallwood,Isaia	10	1	4	4.0	0	4	0.4
Waters,Blake	7	1	2	2.0	0	2	0.3
Total	11	147	2111	14.4	15	82	191.9
Opponents	11	229	2419	10.6	14	56	219.9

Punt Returns	no.	yds	avg	td	lg
Marshall,Hessto	4	113	28.2	0	50
Harris,Tobias	0	49	0.0	0	21
Goodman,Eric	0	15	0.0	0	15
Bogardus,Noah	0	38	0.0	1	38
Total	4	215	53.8	1	50
Opponents	1	91	91.0	0	28

Interceptions	no.	yds	avg	td	lg
Harris,Tobias	6	135	22.5	2	65
Escalante,Satch	2	1	0.5	0	1
Dillon,Ty	2	60	30.0	1	60
Smith,Gage	1	0	0.0	0	0
Cavender,JT	1	-3	-3.0	0	0
Collins,Eric	1	13	13.0	0	13
Payne,Ayrton	1	18	18.0	0	18
Total	14	224	16.0	3	65
Opponents	9	60	6.7	0	27

Kick Returns	no.	yds	avg	td	lg
Marshall,Hessto	16	314	19.6	0	55
Kaufman,Hunter	5	67	13.4	0	22
Harris,Tobias	3	28	9.3	0	16
Perez,Maxwell	2	31	15.5	0	17
Tipton,Tyrie	1	3	3.0	0	3
Smallwood,Isaia	1	4	4.0	0	4
Total	28	447	16.0	0	55
Opponents	44	854	19.4	0	87

Fumble Returns	no.	yds	avg	td	lg
Total	0	0	0.0	0	0
Opponents	0	0	0.0	0	0

PASSING

#15 Gerber, Nick	Comp	Att	Int	Pct	Yards	TD	Long	Sacked	Effic
Texas Col.	10	11	0	90.9	150	2	36	0-0	265.45
Tex. Permian Basin	25	39	2	64.1	261	2	36	1-0	126.98
Western N.M.	14	24	0	58.3	355	3	82	1-0	223.83
Colo. Sch. of Mines	12	23	1	52.2	186	1	50	1-0	125.76
Western Ore.	17	31	2	54.8	235	1	65	1-2	116.26
Angelo St.	8	18	0	44.4	104	1	42	0-0	111.31
Eastern N.M.	12	26	1	46.2	173	0	43	1-0	94.35
Tex. A&M-Commerce	12	25	2	48.0	98	0	30	1-0	64.93
Tex. A&M-Kingsville	11	15	0	73.3	153	2	41	1-5	203.01
Midwestern St.	12	23	1	52.2	117	0	30	5-0	86.21
Bethel (KS)	10	16	0	62.5	197	2	36	1-0	207.17
TOTALS	143	251	9	57.0	2029	14	82	13-7	136.11

#12 Arreola, Caleb	Comp	Att	Int	Pct	Yards	TD	Long	Sacked	Effic
Texas Col.	1	5	0	20.0	5	0	5	0-0	28.40
Eastern N.M.	0	2	0	0.0	0	0	0	1-0	0.00
Bethel (KS)	5	9	0	55.6	86	1	49	0-0	172.49
TOTALS	6	16	0	37.5	91	1	49	1-0	105.90

#TM TEAM	Comp	Att	Int	Pct	Yards	TD	Long	Sacked	Effic
Western Ore.	0	1	0	0.0	0	0	0	0-0	0.00
TOTALS	0	1	0	0.0	0	0	0	0-0	0.00

RUSHING / RECEIVING

RUSHING	No-Yds/TD	TC	UTPB	WNMU	CSM	WOU	ASU	ENMU	TAMUC	TAMUK	MSU	BC
Compton, Jarrod	90-604/4	8-98/1	2--1/0	DNP	1-42/0	3-15/0	4-21/1	4-1/0	4-12/0	18-145/0	30-160/0	16-111/2
Harris, Khalil	98-597/5	7-112/2	21-94/2	14-33/0	15-82/0	21-193/1	16-64/0	4-19/0	DNP	-	DNP	DNP
Blair, Brandon	48-259/2	DNP	1-14/0	5-44/1	2-8/0	DNP	5-16/0	15-67/1	16-60/0	3-7/0	-	1-43/0
Smallwood, Isaia	37-244/3	13-89/2	-	DNP	-	-	-	7-43/0	-	-	3-25/1	14-87/0
Gerber, Nick	71-239/6	-	6-8/0	4--1/0	7-0/0	11-82/3	4-21/0	8-73/1	10-34/0	6-9/1	11-18/1	4--5/0
Lindsay, Marcus	16-128/3	7-67/1	DNP	5-53/2	1-0/0	3-8/0	DNP	DNP	DNP	DNP	DNP	-
Johnson, Jordan	35-111/6	1-1/1	-	1-1/0	-	DNP	8-27/0	2-3/1	5-19/0	5-14/2	5-5/0	8-41/2
Marshall, Hessto	10-40/1	5-38/1	-	-	-	-	-	-	-	1-2/0	-	4-0/0
Karngbaye, Jerem	1-17/0	-	-	DNP	-	-	-	DNP	-	1-17/0	DNP	-
Arreola, Caleb	4-15/0	1--1/0	-	DNP	DNP	DNP	DNP	2--13/0	DNP	-	DNP	1-29/0
Ollison, Caleb	2-10/0	-	-	-	-	-	-	-	2-10/0	-	-	-
Tipton, Tyrie	2-6/0	-	1-1/0	-	-	-	-	DNP	-	1-5/0	-	-
Hickerson, Tayly	1-2/0	DNP	DNP	-	-	-	-	-	-	1-2/0	DNP	DNP
Perez, Maxwell	1-1/0	-	1-1/0	-	-	-	DNP	-	-	-	-	DNP
Redd, Kenneath	1--4/0	-	-	DNP	DNP	DNP	1--4/0	-	DNP	-	-	-
TEAM	13--13/0	1--2/0	3-14/0	2--6/0	1--2/0	-	1--2/0	1--1/0	-	1--2/0	1--3/0	2--9/0

RECEIVING	No-Yds/TD	TC	UTPB	WNMU	CSM	WOU	ASU	ENMU	TAMUC	TAMUK	MSU	BC
Bogardus, Noah	38-689/4	2-45/0	3-41/0	2-93/1	4-42/0	6-88/0	6-64/1	3-69/0	1-30/0	3-64/1	3-53/0	5-100/1
Tipton, Tyrie	27-433/1	2-37/0	3-37/0	4-90/0	1-21/0	8-123/1	-	DNP	2-5/0	3-51/0	1-4/0	3-65/0
Stephens-Pepper	13-228/4	3-57/2	4-66/1	1-14/0	DNP	DNP	-	2-30/0	2-12/0	-	-	1-49/1
Ollison, Caleb	19-221/2	-	2-37/0	2-18/1	-	3-24/0	1-35/0	3-9/0	3-27/0	-	3-35/0	2-36/1
Kaufman, Hunter	8-174/1	-	2-16/0	2-62/0	2-77/1	-	DNP	DNP	-	-	1-10/0	1-9/0
Blair, Brandon	7-87/1	DNP	1-6/0	1-32/1	-	DNP	-	2-47/0	2-9/0	1--7/0	-	-
Compton, Jarrod	9-66/1	-	2-14/0	DNP	2-18/0	-	-	-	-	2-32/1	3-2/0	-
Harris, Khalil	5-55/0	-	2-8/0	2-46/0	1-1/0	-	-	-	DNP	-	DNP	DNP
Karngbaye, Jerem	7-53/1	-	3-23/1	DNP	1-5/0	-	1-5/0	DNP	1-10/0	-	DNP	1-10/0
Redd, Kenneath	7-49/0	2-5/0	-	DNP	DNP	DNP	-	2-18/0	DNP	2-13/0	1-13/0	-
Johnson, Jordan	3-39/0	-	-	-	1-22/0	DNP	-	-	1-5/0	-	-	1-12/0
Perez, Maxwell	2-11/0	2-11/0	-	-	-	-	DNP	-	-	-	-	DNP
Smallwood, Isaia	1-4/0	-	1-4/0	DNP	-	-	-	-	-	-	-	-
Waters, Blake	1-2/0	-	DNP	DNP	-	DNP	-	-	DNP	-	-	1-2/0

DEFENSE

#	Defensive Leaders	gp	Tackles			tfl/yds	Sacks no-yds	Pass defense			Fumbles		blkd	
			ua	a	tot			int-yds	brup	qbh	rcv-yds	ff	kick	saf
45	Cavender,JT	11	72	36	108	1.0-22	1.0-13	1--3	1	3	.	1	.	.
4	Collins,Eric	11	43	22	65	2.0-45	1.0-8	1-13	2	6	.	4	.	.
31	Thomas,Christop	9	29	28	57	1.5-24	1.0-13	.	1	2	.	1	.	.
28	Escalante,Satch	10	34	22	56	.	.	2-1	3	.	.	1	.	.
40	Oster,Cole	11	17	38	55	0.5-8	1-0	1	.	.
3	Harris,Tobias	9	23	17	40	.	.	6-135	3
22	Smith,Gage	11	23	16	39	.	.	1-0	1
74	Rivera,Xavier	11	17	22	39	2.0-19	.	.	1
7	Konate,Ibrahim	10	26	12	38	.	.	.	8
96	Smith,Michael	10	12	17	29	1.5-24	1.0-7	.	.	6
9	Onozie,Michael	10	14	14	28	.	.	.	1
36	Hickerson,Tayly	7	13	15	28	0.5-10	.	.	.	2
91	Hill,Jaylan	10	9	12	21	2.5-28	1.0-6	.	.	6	.	2	.	.
95	Mata,Dillon	11	8	10	18	1.5-5	.	.	.	1
23	Clark,Terrance	7	8	9	17	.	.	.	1
30	Dillon,Ty	10	14	2	16	.	.	2-60	1
10	Payne,Ayrton	8	11	3	14	.	.	1-18	.	.	.	1	.	.
51	Goodman,Eric	9	6	6	12	.	.	.	1	1
24	Otsworth,Carson	8	3	9	12	.	.	.	1
32	Marshall,Hessto	11	6	4	10
50	Smith,Victor	6	3	6	9	.	.	.	1	1
93	Head,Jhmarques	6	4	4	8	2	.	1	.	.
44	Samate,Simote	9	2	5	7	1
48	Hofferichter,Dy	3	2	4	6	1
13	Hudson,LaDarian	5	3	3	6
37	Hernandez,Jonat	3	2	3	5	1
21	Sheffield,Jakob	6	4	1	5	.	.	.	1
46	Steszewski,Pres	5	2	3	5	.	.	.	1
35	Smallwood,Isaia	10	2	2	4
33	Cosper,Jake	3	2	2	4	.	.	.	2
5	Blair,Brandon	9	3	.	3
43	Carlson,Darius	3	1	2	3	0.5-0
47	Hampton,Sam	3	1	2	3
94	Jones,Derius	4	1	2	3	0.5-1
71	Lott,Jacobi	4	2	.	2
14	Perez,Maxwell	9	1	1	2	1-0	.	.	.
80	Williams,Brock	9	.	2	2
39	Ollison,Caleb	11	2	.	2
8	Bogardus,Noah	11	1	1	2
TM	TEAM	11	1	.	1	1.0-1	1	.	.
77	McGruder,Alonzo	3	.	1	1
1	Compton,Jarrold	10	1	.	1	.	.	.	1
20	Urias,Gage	7	.	1	1
41	Welch,Brayden	6	1	.	1
19	Tipton,Tyrie	10	1	.	1
85	Sutterfield,Bro	3	1	.	1
16	Johnson,Jordan	10	1	.	1
26	Neal,Brandon	3	.	1	1
17	Karngbaye,Jerem	8	1	.	1
2	Redd,Kenneath	7	1	.	1
11	Stephens-Pepper	9	1
Total		11	434	360	794	15-253	20-47	14-224	31	34	2-0	13	.	.
Opponents		11	372	304	676	13-213	14-7	9-60	27	18	.	4	.	1

GAME-BY-GAME COMPARISON

Opponent	Score	First Downs				Pen	Rushing Number-Yards	Passing		Total Offense Plays-Yards	Return Yards	Turn- Overs
		Total	Rush	Pass	Yards			Comp-Att-Int	Yards			
TEXAS COL.	73 - 0	24 / 6	17 / 3	6 / 3	1 / 0	43-402 / 24-24	11-16-0 / 10-21-1	155 / 92	59-557 / 45-116	140 / 214	0 / 1	
Tex. Permian Basin	31 - 42	26 / 21	8 / 8	12 / 11	6 / 2	35-131 / 34-127	25-39-2 / 23-32-0	261 / 281	74-392 / 66-408	97 / 18	2 / 0	
WESTERN N.M.	42 - 14	19 / 22	4 / 3	12 / 18	3 / 1	31-124 / 33-54	14-24-0 / 34-53-0	355 / 369	55-479 / 86-423	32 / 139	1 / 0	
COLO. SCH. OF MINES	13 - 21	13 / 22	7 / 15	5 / 7	1 / 0	27-130 / 54-193	12-23-1 / 15-22-1	186 / 128	50-316 / 76-321	64 / 0	2 / 1	
Western Ore.	38 - 41	24 / 28	13 / 9	8 / 17	3 / 2	38-298 / 36-174	17-32-2 / 28-36-0	235 / 379	70-533 / 72-553	143 / 76	2 / 1	
ANGELO ST.	31 - 15	16 / 24	9 / 8	3 / 13	4 / 3	39-143 / 32-140	8-18-0 / 26-47-1	104 / 244	57-247 / 79-384	141 / 81	0 / 1	
Eastern N.M.	44 - 24	20 / 15	11 / 5	7 / 10	2 / 0	43-192 / 28-109	12-28-1 / 18-32-5	173 / 228	71-365 / 60-337	137 / 134	1 / 6	
TEX. A&M-COMMERCE	3 - 15	15 / 18	8 / 6	5 / 12	2 / 0	37-135 / 32-104	12-25-2 / 21-38-1	98 / 186	62-233 / 70-290	33 / 144	4 / 2	
Tex. A&M-Kingsville	35 - 23	17 / 25	9 / 15	7 / 10	1 / 0	37-199 / 43-204	11-15-0 / 25-39-3	153 / 235	52-352 / 82-439	71 / 81	0 / 4	
MIDWESTERN ST.	15 - 12	20 / 22	12 / 7	6 / 12	2 / 3	50-205 / 30-106	12-23-1 / 26-46-1	117 / 250	73-322 / 76-356	7 / 19	1 / 3	
BETHEL (KS)	52 - 9	31 / 14	18 / 13	10 / 0	3 / 1	50-297 / 42-269	15-25-0 / 3-8-1	283 / 27	75-580 / 50-296	21 / 99	0 / 3	
Totals	377 - 216	225 / 217	116 / 92	81 / 113	28 / 12	430-2256 / 388-1504	149-268-9 / 229-374-14	2120 / 2419	698-4376 / 762-3923	886 / 1005	13 / 22	

Opponent	3rd Down Conversions	4th Down Conversions	Time of Possession	TOP Margin	Avg Yds/Rush	Avg Yds/Pass	Avg Yds/Play	Punting Number-Avg	Penalties Number-Yards	Sacks
Tex. Permian Basin	8-14 / 9-15	0-2 / 1-1	29:00 / 31:00	-2:00	3.7 / 3.7	6.7 / 8.8	5.3 / 6.2	1-21.0 / 4-35.2	8-75 / 11-120	1 / 1
WESTERN N.M.	4-9 / 8-20	0-2 / 1-5	24:25 / 35:35	-11:10	4.0 / 1.6	14.8 / 7.0	8.7 / 4.9	3-12.0 / 4-24.5	5-45 / 16-114	4 / 1
COLO. SCH. OF MINES	1-9 / 8-16	0-2 / 1-1	21:45 / 36:28	-14:43	4.8 / 3.6	8.1 / 5.8	6.3 / 4.2	4-35.8 / 6-36.8	4-45 / 1-10	5 / 1
Western Ore.	4-10 / 3-10	2-3 / 2-3	26:31 / 33:29	-6:58	7.8 / 4.8	7.3 / 10.5	7.6 / 7.7	1-20.0 / 2-36.5	9-100 / 12-100	1 / 1
ANGELO ST.	4-12 / 5-17	1-1 / 1-2	26:50 / 31:58	-5:08	3.7 / 4.4	5.8 / 5.2	4.3 / 4.9	7-41.3 / 7-38.1	7-71 / 14-124	2 / 0
Eastern N.M.	6-15 / 7-14	1-1 / 0-1	32:06 / 27:54	4:12	4.5 / 3.9	6.2 / 7.1	5.1 / 5.6	4-37.0 / 4-29.8	7-42 / 4-50	1 / 2
TEX. A&M-COMMERCE	6-16 / 8-17	1-2 / 0-1	26:16 / 32:30	-6:14	3.6 / 3.2	3.9 / 4.9	3.8 / 4.1	6-43.5 / 4-39.0	3-5 / 6-60	1 / 1
Tex. A&M-Kingsville	2-8 / 9-16	1-1 / 0-2	24:44 / 35:16	-10:32	5.4 / 4.7	10.2 / 6.0	6.8 / 5.4	4-42.8 / 2-50.0	5-19 / 2-20	2 / 1
MIDWESTERN ST.	5-14 / 4-16	0-0 / 1-3	32:32 / 27:28	5:04	4.1 / 3.5	5.1 / 5.4	4.4 / 4.7	10-40.9 / 8-39.9	7-60 / 4-35	1 / 5
BETHEL (KS)	3-9 / 2-10	1-2 / 1-2	29:05 / 30:55	-1:50	5.9 / 6.4	11.3 / 3.4	7.7 / 5.9	0-0.0 / 5-29.0	3-25 / 9-95	0 / 1
Totals	47-123 / 63-162	9-18 / 9-25	302:52 / 348:41	-45:49	5.2 / 3.9	7.9 / 6.5	6.3 / 5.1	40-37.5 / 53-36.0	60-502 / 87-796	20 / 14

Note: Game totals are displayed in the format TEAM/OPPONENT for each category

TEAM GAME-BY-GAME

Date	Opponent	Rushing				Receiving				Passing				Kick Returns				Punt Returns				tot off
		no.	yds	td	lg	no.	yds	td	lg	cmp-att-int	yds	td	lg	no.	yds	td	lg	no.	yds	td	lg	
Sep 02	TEXAS COL.	43	402	8	69	11	155	2	36	11-16-0	155	2	36	1	25	0	25	4	97	0	50	557
Sep 11	at Tex. Permian Basin	35	131	2	15	23	252	2	36	25-39-2	261	2	36	3	81	0	55	0	16	0	16	392
Sep 18	WESTERN N.M.	31	124	3	22	14	355	3	82	14-24-0	355	3	82	3	32	0	17	0	0	0	0	479
Sep 25	COLO. SCH. OF MINES	27	130	0	42	12	186	1	50	12-23-1	186	1	50	2	29	0	18	0	4	0	3	316
Oct 02	at Western Ore.	38	298	4	75	17	235	1	65	17-32-2	235	1	65	6	143	0	39	0	0	0	0	533
Oct 09	ANGELO ST.	39	143	1	13	8	104	1	42	8-18-0	104	1	42	2	2	0	2	0	79	1	38	247
Oct 16	at Eastern N.M.	43	192	3	39	12	173	0	43	12-28-1	173	0	43	3	29	0	23	0	6	0	6	365
Oct 23	TEX. A&M-COMMERCE	37	135	0	14	12	98	0	30	12-25-2	98	0	30	3	33	0	17	0	-2	0	0	233
Oct 30	at Tex. A&M-Kingsville	37	199	3	48	11	153	2	41	11-15-0	153	2	41	5	73	0	22	0	0	0	0	352
Nov 06	MIDWESTERN ST.	50	205	2	31	12	117	0	30	12-23-1	117	0	30	0	0	0	0	0	-6	0	0	322
Nov 13	BETHEL (KS)	50	297	4	43	15	283	3	49	15-25-0	283	3	49	0	0	0	0	0	21	0	21	580
Opponents		430	2256	30	75	147	2111	15	82	149-268-9	2120	15	82	28	447	0	55	4	215	1	50	4376
Opponents		388	1504	13	54	229	2419	14	56	229-374-14	2419	14	56	44	854	0	87	1	91	0	28	3923

Games: 11 • Avg/rush: 5.2 • Avg/catch: 14.4 • Pass effic: 133.80 • KR avg: 16.0 • PR avg: 53.8 • All purpose avg/game: 477.5 • Total offense avg/gm: 397.8

Date	Opponent	Tackles				Sacks no-yds	Fumble		Pass Defense			blkd kick	PAT Attempts			off			
		ua	a	total	tfl-yds		ff	fr-yds	int-yds	qbh	brup		kick	rush	rcv	saf	t/o	pts	
Sep 02	TEXAS COL.	32	26	58	6.0-37	2.0-26	1	0-0	1-18	5	8	0	10-10	0	0	0	0	7	73
Sep 11	at Tex. Permian Basin	48	0	48	0.0-20	1.0-0	0	0-0	0-0	1	2	0	4-4	0	0	0	0	0	4
Sep 18	WESTERN N.M.	49	34	83	0.0-37	4.0-0	0	0-0	0-0	4	5	0	6-6	0	0	0	0	0	6
Sep 25	COLO. SCH. OF MINES	27	72	99	0.0-28	5.0-0	0	0-0	1-31	1	2	0	1-1	0	0	0	0	3	1
Oct 02	at Western Ore.	47	30	77	2.0-7	1.0-6	4	1-0	0-0	2	1	0	5-5	0	0	0	0	7	38
Oct 09	ANGELO ST.	43	36	79	0.0-24	2.0-0	0	0-0	1-60	2	3	0	4-4	0	0	0	0	0	4
Oct 16	at Eastern N.M.	38	16	54	0.0-12	1.0-0	1	0-0	5-102	5	2	0	5-5	0	0	0	0	10	5
Oct 23	TEX. A&M-COMMERCE	34	40	74	0.0-33	1.0-0	1	0-0	1-2	5	2	0	0-0	0	0	0	0	0	0
Oct 30	at Tex. A&M-Kingsville	47	36	83	7.0-27	2.0-15	1	1-0	3-2	2	4	0	5-5	0	0	0	0	7	35
Nov 06	MIDWESTERN ST.	37	32	69	0.0-12	1.0-0	2	0-0	1-13	6	2	0	1-1	0	0	0	0	8	1
Nov 13	BETHEL (KS)	32	38	70	0.0-16	0.0-0	3	0-0	1-0	1	0	0	7-7	0	0	0	0	7	7
Opponents		434	360	794	15.0-253	5.0-47	13	2-0	14-224	34	31	0	48-48	0	0	0	0	49	174
Opponents		372	304	676	13.0-213	2.0-7	4	0-0	9-60	18	27	0	22-24	1	0	1	14	80	

Date	Opponent	Punting										Field Goals			Kickoffs				
		no.	yds	avg	long	blkd	tb	fc	50+	i20	md-att	long	blkd	no.	yds	avg	tb	ob	
Sep 02	TEXAS COL.	0	0	0.0	0	0	0	0	0	0	1-1	19	0	11	680	61.8	1	0	
Sep 11	at Tex. Permian Basin	1	21	21.0	21	0	0	0	0	0	1-2	0	0	1	65	65.0	1	0	
Sep 18	WESTERN N.M.	3	36	12.0	36	0	0	0	0	1	0-0	0	0	7	440	62.9	2	0	
Sep 25	COLO. SCH. OF MINES	4	143	35.8	38	0	0	2	0	2	2-2	0	0	4	235	58.8	3	0	
Oct 02	at Western Ore.	1	20	20.0	20	0	0	0	0	0	1-2	31	0	7	338	48.3	0	0	
Oct 09	ANGELO ST.	7	289	41.3	63	0	1	0	2	2	1-1	0	0	6	337	56.2	2	0	
Oct 16	at Eastern N.M.	4	148	37.0	41	0	0	1	0	0	3-3	0	0	9	396	44.0	1	0	
Oct 23	TEX. A&M-COMMERCE	6	261	43.5	71	0	0	0	2	3	1-1	0	0	2	104	52.0	0	0	
Oct 30	at Tex. A&M-Kingsville	4	171	42.8	57	0	0	0	1	2	0-1	0	0	7	337	48.1	0	0	
Nov 06	MIDWESTERN ST.	10	409	40.9	81	0	0	2	2	3	0-0	0	0	4	183	45.8	1	0	
Nov 13	BETHEL (KS)	0	0	0.0	0	0	0	0	0	0	1-3	0	0	8	467	58.4	3	0	
Opponents		40	1498	37.5	81	0	1	5	7	13	11-16	31	0	66	3582	54.3	14	0	
Opponents		53	1909	36.0	66	0	2	8	6	18	8-15	37	0	46	2256	49.0	12	3	

RED ZONE

Date	Opponent	Score	Times In RZ	Times Scored	Total Pts	Rush TDs	Pass TDs	FGs Made	Failed to score inside RZ						
									FGA	Down	Int	Fumb	Half	Game	
Sep 02, 2021	TEXAS COL.	W 73-0	9	9	59	8	7	1	1	0	0	0	0	0	0
Sep 11, 2021	at Tex. Permian Basin	L 31-42	5	5	31	4	2	2	1	0	0	0	0	0	0
Sep 18, 2021	WESTERN N.M.	W 42-14	3	2	14	2	1	1	0	0	1	0	0	0	0
Sep 25, 2021	COLO. SCH. OF MINES	L 13-21	1	1	3	0	0	0	1	0	0	0	0	0	0
Oct 02, 2021	at Western Ore.	L 38-41	7	5	31	4	3	1	1	1	0	1	0	0	0
Oct 09, 2021	ANGELO ST.	W 31-15	3	3	17	2	1	1	1	0	0	0	0	0	0
Oct 16, 2021	at Eastern N.M.	W 44-24	5	5	23	2	2	0	3	0	0	0	0	0	0
Oct 23, 2021	TEX. A&M-COMMERCE	L 3-15	1	1	3	0	0	0	1	0	0	0	0	0	0
Oct 30, 2021	at Tex. A&M-Kingsville	W 35-23	4	3	21	3	3	0	0	1	0	0	0	0	0
Nov 06, 2021	MIDWESTERN ST.	W 15-12	2	1	8	1	1	0	0	0	0	1	0	0	0
Nov 13, 2021	BETHEL (KS)	W 52-9	8	6	38	5	4	1	1	2	0	0	0	0	0
Totals			48	41	248	31	24	7	10	4	1	2	0	0	0

41 of 48 (85.4%)

Opponents Inside West Tex. A&M Red-Zone

Date	Opponent	Score	Times In RZ	Times Scored	Total Pts	Rush TDs	Pass TDs	FGs Made	Failed to score inside RZ						
									FGA	Down	Int	Fumb	Half	Game	
Sep 02, 2021	TEXAS COL.	W 73-0	0	0	0	0	0	0	0	0	0	0	0	0	0
Sep 11, 2021	at Tex. Permian Basin	L 31-42	3	3	21	3	0	3	0	0	0	0	0	0	0
Sep 18, 2021	WESTERN N.M.	W 42-14	5	2	14	2	1	1	0	2	1	0	0	0	0
Sep 25, 2021	COLO. SCH. OF MINES	L 13-21	3	3	21	3	2	1	0	0	0	0	0	0	0
Oct 02, 2021	at Western Ore.	L 38-41	6	5	34	5	4	1	0	1	0	0	0	0	0
Oct 09, 2021	ANGELO ST.	W 31-15	2	1	6	1	1	0	0	0	1	0	0	0	0
Oct 16, 2021	at Eastern N.M.	W 44-24	4	3	17	2	2	0	1	0	0	1	0	0	0
Oct 23, 2021	TEX. A&M-COMMERCE	L 3-15	3	1	7	1	1	0	0	0	0	1	1	0	0
Oct 30, 2021	at Tex. A&M-Kingsville	W 35-23	5	4	21	2	1	1	2	0	1	0	0	0	0
Nov 06, 2021	MIDWESTERN ST.	W 15-12	3	2	10	1	0	1	1	0	0	0	1	0	0
Nov 13, 2021	BETHEL (KS)	W 52-9	1	1	3	0	0	0	1	0	0	0	0	0	0
Totals			35	25	154	20	12	8	5	3	3	2	2	0	0

25 of 35 (71.4%)

BY QUARTER

3rd-Down Conversions

Date	Opponent	Score	Overall	1st Qtr	2nd Qtr	3rd Qtr	4th Qtr	Overtime
Sep 02, 2021	TEXAS COL.	W 73-0	4-7 57.1	1-1 100.0	1-3 33.3	1-2 50.0	1-1 100.0	
Sep 11, 2021	at Tex. Permian Basin	L 31-42	8-14 57.1	1-2 50.0	2-4 50.0	2-4 50.0	3-4 75.0	
Sep 18, 2021	WESTERN N.M.	W 42-14	4-9 44.4	2-3 66.7	0-2 0.0	1-3 33.3	1-1 100.0	
Sep 25, 2021	COLO. SCH. OF MINES	L 13-21	1-9 11.1	0-2 0.0	1-3 33.3	0-2 0.0	0-2 0.0	
Oct 02, 2021	at Western Ore.	L 38-41	4-10 40.0	0-2 0.0	1-4 25.0	1-2 50.0	2-2 100.0	
Oct 09, 2021	ANGELO ST.	W 31-15	4-12 33.3	2-5 40.0	1-2 50.0	1-2 50.0	0-3 0.0	
Oct 16, 2021	at Eastern N.M.	W 44-24	6-15 40.0	1-4 25.0	1-3 33.3	3-5 60.0	1-3 33.3	
Oct 23, 2021	TEX. A&M-COMMERCE	L 3-15	6-16 37.5	1-4 25.0	2-4 50.0	1-4 25.0	2-4 50.0	
Oct 30, 2021	at Tex. A&M-Kingsville	W 35-23	2-8 25.0	2-2 100.0	0-3 0.0	0-2 0.0	0-1 0.0	
Nov 06, 2021	MIDWESTERN ST.	W 15-12	5-14 35.7	1-4 25.0	1-4 25.0	2-4 50.0	1-2 50.0	
Nov 13, 2021	BETHEL (KS)	W 52-9	3-9 33.3	0-2 0.0	0-2 0.0	3-3 100.0	0-2 0.0	
West Tex. A&M			47-123 38.2	11-31 35.5	10-34 29.4	15-33 45.5	11-25 44.0	0-0 0.0
Opponents			63-162 38.9	23-49 46.9	14-41 34.1	18-40 45.0	8-32 25.0	0-0 0.0


4th-Down Conversions

Date	Opponent	Score	Overall	1st Qtr	2nd Qtr	3rd Qtr	4th Qtr	Overtime
Sep 02, 2021	TEXAS COL.	W 73-0	2-2 100.0	0-0 0.0	1-1 100.0	1-1 100.0	0-0 0.0	
Sep 11, 2021	at Tex. Permian Basin	L 31-42	0-2 0.0	0-0 0.0	0-1 0.0	0-0 0.0	0-1 0.0	
Sep 18, 2021	WESTERN N.M.	W 42-14	0-2 0.0	0-1 0.0	0-1 0.0	0-0 0.0	0-0 0.0	
Sep 25, 2021	COLO. SCH. OF MINES	L 13-21	0-2 0.0	0-0 0.0	0-0 0.0	0-1 0.0	0-1 0.0	
Oct 02, 2021	at Western Ore.	L 38-41	2-3 66.7	1-1 100.0	1-2 50.0	0-0 0.0	0-0 0.0	
Oct 09, 2021	ANGELO ST.	W 31-15	1-1 100.0	1-1 100.0	0-0 0.0	0-0 0.0	0-0 0.0	
Oct 16, 2021	at Eastern N.M.	W 44-24	1-1 100.0	1-1 100.0	0-0 0.0	0-0 0.0	0-0 0.0	
Oct 23, 2021	TEX. A&M-COMMERCE	L 3-15	1-2 50.0	0-0 0.0	0-0 0.0	0-0 0.0	1-2 50.0	
Oct 30, 2021	at Tex. A&M-Kingsville	W 35-23	1-1 100.0	0-0 0.0	0-0 0.0	1-1 100.0	0-0 0.0	
Nov 06, 2021	MIDWESTERN ST.	W 15-12	0-0 0.0	0-0 0.0	0-0 0.0	0-0 0.0	0-0 0.0	
Nov 13, 2021	BETHEL (KS)	W 52-9	1-2 50.0	0-0 0.0	1-1 100.0	0-0 0.0	0-1 0.0	
West Tex. A&M			9-18 50.0	3-4 75.0	3-6 50.0	2-3 66.7	1-5 20.0	0-0 0.0
Opponents			9-25 36.0	2-3 66.7	0-5 0.0	3-6 50.0	4-11 36.4	0-0 0.0

Time of Possession

Date	Opponent	Score	Overall	1st Qtr	2nd Qtr	3rd Qtr	4th Qtr	Overtime
Sep 02, 2021	TEXAS COL.	W 73-0	29:38	5:51	9:53	7:07	6:47	
Sep 11, 2021	at Tex. Permian Basin	L 31-42	29:00	6:35	8:56	6:49	6:40	
Sep 18, 2021	WESTERN N.M.	W 42-14	24:25	7:01	4:45	6:04	6:35	
Sep 25, 2021	COLO. SCH. OF MINES	L 13-21	21:45	2:53	6:54	8:05	3:53	
Oct 02, 2021	at Western Ore.	L 38-41	26:31	6:54	6:44	7:19	5:34	
Oct 09, 2021	ANGELO ST.	W 31-15	26:50	3:40	8:27	8:29	6:14	
Oct 16, 2021	at Eastern N.M.	W 44-24	32:06	8:50	7:36	7:03	8:37	
Oct 23, 2021	TEX. A&M-COMMERCE	L 3-15	26:16	6:22	6:15	5:53	7:46	
Oct 30, 2021	at Tex. A&M-Kingsville	W 35-23	24:44	8:27	6:59	4:35	4:43	
Nov 06, 2021	MIDWESTERN ST.	W 15-12	32:32	5:44	8:33	9:11	9:04	
Nov 13, 2021	BETHEL (KS)	W 52-9	29:05	4:41	6:25	5:27	12:32	
West Tex. A&M			Total 302:52	66:58	81:27	76:02	78:25	0:00
			Avg. 27:32	6:05	7:24	6:54	7:07	0:00
Opponents			Total 348:41	95:03	83:33	87:44	82:21	0:00
			Avg. 31:41	8:38	7:35	7:58	7:29	0:00

GAME 1



TEXAS COLLEGE **0**
WEST TEXAS A&M **73**

SEPTEMBER 2 | ATT: 5,058 | DURATION: 3:27
 BUFFALO STADIUM | CANYON, TEXAS

CANYON, Texas – The Buffs opened their 2021 season on a high-note on Thursday night as they accounted for 557 yards of total offense while scoring the most points in a single-game since 2013 in a 73-0 rout of Texas College in front of over 5,000 fans at Buffalo Stadium.

Nick Gerber finished the night going 10-of-11 for 150 yards and a pair of touchdowns for a QB rating of 265.5. Markell Stephens-Peppers caught a team-high three passes for 57 yards and two touchdowns while Khalil Harris led the way on the ground with seven rushes for 112 yards and two scores.

Defensively, the Buffs allowed just six first downs and 102 yards of total yards. Ayrton Payne led the way with seven total tackles (six solo) to go along with an interception and a forced fumble followed by Chris Thomas with five tackles (four solo) to go along with one sack and a pass breakup.


	1	2	3	4	OT	
TC	0	0	0	0	--	0
WT	28	24	14	7	--	73

SCORING SUMMARY

Qtr	Time	Team	Scoring Play (PAT)	Plays-Yards/TOP
1st	14:41	WT	Harris 69yd run (Urias PAT)	1-69/0:19
	11:01	WT	Johnson 1yd run (Urias PAT)	4-53/1:34
	8:08	WT	Harris 5yd run (Urias PAT)	2-13/0:51
	3:22	WT	Stephens-Peppers 8yd pass from Gerber (Urias PAT)	5-43/2:34
2nd	14:14	WT	Stephens-Peppers 36yd pass from Gerber (Urias PAT)	3-43/1:19
	9:19	WT	Compton 7yd run (Urias PAT)	6-50/2:56
	4:31	WT	Smallwood 3yd run (Urias PAT)	6-32/2:46
	0:01	WT	Urias 19yd field goal	7-68/3:25
3rd	7:59	WT	Lindsay 17yd run (Urias PAT)	7-55/3:30
	3:45	WT	Marshall 13yd run (Urias PAT)	6-28/3:37
4th	7:41	WT	Smallwood 3yd run (Urias PAT)	9-61/6:47

	TC	WT
First Downs	6	24
Rushes-Yards (Net)	24-24	43-402
Passing Yards (Net)	92	155
Passes Att-Comp-Int	10-21-1	11-16-0
Total Offense-Plays-Yards	45-116	59-557
Fumble Returns-Yards	1-0	0-0
Punt Returns-Yards	4-97	0-0
Kickoff Returns-Yards	10-215	1-25
Interception Returns-Yards	0-0	1-18
Punts (Number-Avg.)	7-38.6	0-0
Fumbles-Lost	1-0	0-0
Penalties-Yards	8-68	2-15
Possession Time	26:08	29:38
Third Down Conversions	0 of 11	4 of 7
Fourth Down Conversions	1 of 4	2 of 2
Red Zone Scores-Chances	0-0	9-9
Sacks By: Number-Yards	0-0	2-26
PAT Total-Made	0-0	10-10
Field Goals Total-Made	0-0	1-1

GAME 2



WEST TEXAS A&M **31**
UT PERMIAN BASIN **42**

SEPTEMBER 11 | ATT: 5,771 | DURATION: 3:42
 RATLIFF STADIUM | ODESSA, TEXAS

ODESSA, Texas – The Buffaloes dropped their Lone Star Conference opener as the UT Permian Basin Falcons ran their win streak to eight games with a 42-31 victory at Ratliff Stadium in Odessa.

Nick Gerber finished the night going 25-of-39 thru the air with 261 yards and two touchdowns and a pair of interceptions. Markell Stephens-Peppers grabbed four passes for a team-high 66 yards and a score while Khalil Harris found the end zone twice on the ground, finishing with 94 yards on 21 carries.

Defensively, JT Cavender and Xavier Rivera finished the night with six tackles each followed by Eric Collins with five including a pass breakup and a hurry. The Buffs allowed 408 yards of total offense with 281 of those coming thru the air as the Falcons finished the game with six touchdown passes and an average of 12.2 yards per catch.

	1	2	3	4	OT	
WT	7	10	7	7	-	31
UTPB	14	7	21	0	-	42

SCORING SUMMARY

Qtr	Time	Team	Scoring Play (PAT)	Plays-Yards/TOP
1st	5:36	UTPB	Zubiate 7yd pass from Roberts (Roberts PAT)	15-58/7:05
	2:31	WT	Harris 1yd run (Urias PAT)	7-43/2:55
	1:11	UTPB	Link 55yd pass from Roberts (Roberts PAT)	3-75/1:12
2nd	13:49	WT	Karngbaye 5yd pass from Gerber (Urias PAT)	6-75/2:22
	9:30	UTPB	Tilford 10yd pass from Roberts (Roberts PAT)	9-75/4:19
	0:00	WT	Urias 32yd field goal	13-43/4:52
3rd	13:47	UTPB	Link 44yd pass from Roberts (Roberts PAT)	3-50/0:13
	6:10	UTPB	Smart 13yd pass from Roberts (Roberts PAT)	9-78/4:01
	2:43	UTPB	Smart 26yd pass from Roberts (Roberts PAT)	6-53/2:21
	0:36	WT	Harris 1yd run (Urias PAT)	4-45/1:59
4th	2:13	WT	Stephens-Peppers 8yd pass from Gerber (Urias PAT)	13-81/3:16

	WT	UTPB
First Downs	26	21
Rushes-Yards (Net)	35-131	34-127
Passing Yards (Net)	261	281
Passes Att-Comp-Int	25-39-2	23-32-0
Total Offense-Plays-Yards	74-392	66-408
Fumble Returns-Yards	0-0	0-0
Punt Returns-Yards	1-16	0-0
Kickoff Returns-Yards	3-81	1-18
Interception Returns-Yards	0-0	2-0
Punts (Number-Avg.)	1-21.0	4-35.2
Fumbles-Lost	1-0	0-0
Penalties-Yards	8-75	11-120
Possession Time	29:00	31:00
Third Down Conversions	8 of 14	9 of 15
Fourth Down Conversions	0 of 2	1 of 1
Red Zone Scores-Chances	5-5	3-3
Sacks By: Number-Yards	1-7	1-8
PAT Total-Made	4-4	6-6
Field Goals Total-Made	1-2	0-0

GAME 3


WESTERN NEW MEXICO	14
WEST TEXAS A&M	42

SEPTEMBER 18 | ATT: 5,667 | DURATION: 4:01
BUFFALO STADIUM | CANYON, TEXAS

CANYON, Texas – West Texas A&M responded from a defeat in a big way on Saturday night as they handed the Western New Mexico Mustangs a 42-14 Lone Star Conference defeat.

Nick Gerber finished the night going 14-of-23 thru the air with 355 yards and three touchdowns to become the first Buff to surpass the 300-yard mark since October of 2016. Tyrie Tipton and Noah Bogardus combined for six catches and 183 yards receiving while Brandon Blair scored a pair of touchdowns in the win. WT finished the game with 479 yards of total offense on 54 plays to average 8.9 per play.

Defensively, the Buffs were led by JT Cavender with 12 total tackles (10 solo) followed by Eric Collins with 10 tackles (eight solo) to go along with one sack and 2.5 tackles for loss. The Mustangs finished with 422 yards of total offense with 369 of those coming thru the air.

	1	2	3	4	OT	
WNMU	0	0	0	14	-	14
WT	14	7	0	21	-	42

SCORING SUMMARY

Qtr	Time	Team	Scoring Play (PAT)	Plays-Yards/TOP
1st	9:23	WT	Ollison 6yd pass from Gerber (Urias PAT)	4-29/1:18
	0:08	WT	Blair 22yd run (Urias PAT)	7-50/2:19
2nd	13:09	WT	Bogardus 82yd pass from Gerber (Urias PAT)	2-80/0:44
4th	13:57	WNM	Coleman 24yd run (Hoben PAT)	10-88/4:17
	11:45	WT	Lindsay 22yd run (Urias PAT)	5-58/2:05
	8:23	WT	Blair 32yd pass from Gerber (Urias PAT)	3-55/1:41
	4:46	WNM	Coleman 16yd pass from Larsen (Hoben PAT)	8-81/3:26
2:55	WT	Lindsay 6yd run (Urias PAT)	3-53/1:42	

	WNMU	WT
First Downs	22	19
Rushes-Yards (Net)	32-39	31-124
Passing Yards (Net)	369	355
Passes Att-Comp-Int	34-53-0	14-24-0
Total Offense-Plays-Yards	85-408	55-479
Fumble Returns-Yards	0-0	0-0
Punt Returns-Yards	0-0	0-0
Kickoff Returns-Yards	5-139	3-32
Interception Returns-Yards	0-0	0-0
Punts (Number-Avg.)	0-0	0-0
Fumbles-Lost	1-0	0-0
Penalties-Yards	16-116	5-45
Possession Time	35:35	24:25
Third Down Conversions	8 of 20	4 of 9
Fourth Down Conversions	1 of 5	0 of 2
Red Zone Scores-Chances	1-4	2-3
Sacks By: Number-Yards	1-10	4-18
PAT Total-Made	2-2	6-6
Field Goals Total-Made	0-2	0-0

GAME 4


#5 COLORADO SCHOOL OF MINES	21
WEST TEXAS A&M	13

SEPTEMBER 25 | ATT: 7,398 | DURATION: 3:03
BUFFALO STADIUM | CANYON, TEXAS

CANYON, Texas – The Buffaloes came out swinging in an LSC/RMAC prize fight as they took a 13-0 lead into the locker room at halftime before the #5 Orediggers of Colorado School of Mines showed consistency in the second half as they held on for a 21-13 victory at Buffalo Stadium in Canyon, Texas.

Nick Gerber finished the night going 12-of-23 for 186 yards and one touchdown to go along with an interception. Noah Bogardus caught four passes for 42 yards while Hunter Kaufman had two catches for 77 yards and a score. Khalil Harris finished the game with 15 rushes for 88 yards.

Defensively, Cole Oster led the way with 15 tackles (two solo, 13 assisted) followed by JT Cavender with 14 (four solo, 10 assisted). Tobias Harris finished the game with four total tackles to go along with half a sack and his first reception of the season.

	1	2	3	4	OT	
CSM	0	0	14	7	-	21
WT	10	3	0	0	-	13

SCORING SUMMARY

Qtr	Time	Team	Scoring Play (PAT)	Plays-Yards/TOP
1st	14:20	WT	Kaufman 50yd pass from Gerber (Urias PAT)	1-50/0:09
	4:12	WT	Urias 37yd field goal	9-66/2:44
2nd	6:21	WT	Urias 39yd field goal	4-11/1:17
3rd	6:43	CSM	Mackey 4yd run (Click PAT)	11-61/5:27
	5:27	CSM	Matocha 3yd run (Click PAT)	3-22/0:22
4th	11:37	CSM	Johnston 5yd pass from Matocha (Click PAT)	11-65/5:13

	CSM	WT
First Downs	22	13
Rushes-Yards (Net)	54-205	27-130
Passing Yards (Net)	116	186
Passes Att-Comp-Int	15-22-1	12-23-1
Total Offense-Plays-Yards	76-321	50-316
Fumble Returns-Yards	1-0	0-0
Punt Returns-Yards	0-0	2-4
Kickoff Returns-Yards	0-0	2-29
Interception Returns-Yards	1-0	1-31
Punts (Number-Avg.)	6-221	4-143
Fumbles-Lost	0-0	2-1
Penalties-Yards	1-10	4-45
Possession Time	36:28	21:45
Third Down Conversions	8 of 16	1 of 9
Fourth Down Conversions	3 of 3	1 of 1
Red Zone Scores-Chances	3-3	1-1
Sacks By: Number-Yards	1-7	5-24
PAT Total-Made	3-3	1-1
Field Goals Total-Made	0-1	2-2

GAME 5

WEST TEXAS A&M	38
WESTERN OREGON	41

OCTOBER 2 | ATT: 3,275 | DURATION: 3:05
MCARTHUR FIELD | MONMOUTH, OREGON

MONMOUTH, Oregon – West Texas A&M made their longest road trip in over two decades as the Western Oregon Wolves used a late touchdown to top the Buffs, 41-38 at McArthur Field in Monmouth, Oregon.

Nick Gerber finished the night going 17-of-31 thru the air with 235 yards and a touchdown while throwing two interceptions, the junior also rushed 11 times for 82 yards and three scores.

Khalil Harris carried the ball 21 times for 193 yards and a score while Tyrie Tipton caught eight passes for 123 yards and a score in the loss. Eric Collins, Cole Oster and Satchel Escalante registered nine tackles each.

	1	2	3	4	OT	
WT	10	7	7	24	-	38
WOU	7	14	0	20	0	41

SCORING SUMMARY

Qtr	Time	Team	Scoring Play (PAT)	Plays-Yards/TOP
1st	8:56	WT	Gerber 1yd run (Urias PAT)	7-78/3:34
	4:31	WOU	Land 3yd run (Cossette PAT)	9-88/4:18
	1:11	WT	Urias 31yd field goal	8-62/3:20
2nd	6:49	WT	Gerber 3yd run (Urias PAT)	7-29/3:01
	6:00	WOU	Wright 56yd pass from Worthley (Cossette PAT)	2-68/0:43
	0:40	WOU	Land 1yd run (Cossette PAT)	8-69/3:05
3rd	12:50	WT	Tipton 1yd pass from Gerber (Urias PAT)	6-60/2:05
4th	13:32	WOU	Murphy 19yd pass from Worthley (Cossette PAT)	4-45/1:58
	8:54	WT	Gerber 1yd run (Urias PAT)	12-67/4:29
	5:17	WOU	Land 5yd run (Team Rush Failed)	9-56/3:37
	4:38	WT	Harris 75yd run (Urias PAT)	3-87/0:32
	0:17	WOU	Valladares 8yd run (Cossette PAT)	12-89/4:13

	WT	WOU
First Downs	24	28
Rushes-Yards (Net)	38-298	36-174
Passing Yards (Net)	235	379
Passes Att-Comp-Int	17-32-2	28-36-0
Total Offense-Plays-Yards	70-533	72-553
Fumble Returns-Yards	0-0	0-0
Punt Returns-Yards	0-0	0-0
Kickoff Returns-Yards	6-143	6-67
Interception Returns-Yards	0-0	2-9
Punts (Number-Avg.)	1-20	2-73
Fumbles-Lost	0-0	0-0
Penalties-Yards	9-100	12-100
Possession Time	26:31	33:29
Third Down Conversions	4 of 10	3 of 10
Fourth Down Conversions	2 of 3	2 of 3
Red Zone Scores-Chances	5-7	5-6
Sacks By: Number-Yards	1-6	1-2
PAT Total-Made	5-5	5-5
Field Goals Total-Made	1-2	0-1

GAME 6

ANGELO STATE	15
WEST TEXAS A&M	31

OCTOBER 9 | ATT: 9,326 | DURATION: 3:46
BUFFALO STADIUM | CANYON, TEXAS

CANYON, Texas – The Buffaloes sent a rowdy crowd of 9,326 fans home happy as they handed rival Angelo State a 31-15 defeat to wrap-up Homecoming Weekend at Buffalo Stadium.

Nick Gerber finished the night going 8-of-18 thru the air with 104 yards and a touchdown while the Buffs rushed for 137 yards as a team highlighted by 66 from Khalil Harris. Noah Bogardus led the receiving core with nine catches for 64 yards and a touchdown while also returning a blocked punt for a score.

WT allowed 384 yards of total offense by the Rams with 244 of those coming thru the air. JT Cavendar continued to lead the way defensively with 13 total tackles followed by Christopher Thomas who returned to the field with 11 tackles (1.5 for loss) to go along with a hurry.

	1	2	3	4	OT	
ASU	3	0	6	6	-	15
WT	7	10	7	7	-	31

SCORING SUMMARY

Qtr	Time	Team	Scoring Play (PAT)	Plays-Yards/TOP
1st	8:39	ASU	Fuller 37yd field goal	13-43/5:08
	3:13	WT	Bogardus 38yd blocked punt return (Urias PAT)	---
2nd	11:16	WT	Bogardus 7yd pass from Gerber (Urias PAT)	12-55/3:44
	0:21	WT	Urias 32yd field goal	8-58/3:31
3rd	12:51	ASU	Massey 26yd pass from Bronkhorst (PAT missed)	5-47/1:56
	5:27	WT	Compton 13yd run (Urias PAT)	7-38/3:33
4th	4:24	WT	Dillon 60yd interception return (Urias PAT)	---
	1:37	ASU	Phillips 17yd run (2-Pt Attempt Failed)	8-75/2:47

	ASU	WT
First Downs	24	15
Rushes-Yards (Net)	32-140	39-143
Passing Yards (Net)	244	104
Passes Att-Comp-Int	26-47-1	8-18-0
Total Offense-Plays-Yards	79-384	57-247
Fumble Returns-Yards	0-0	0-0
Punt Returns-Yards	4-16	5-79
Kickoff Returns-Yards	4-65	2-2
Interception Returns-Yards	0-0	1-60
Punts (Number-Avg.)	7-267	7-289
Fumbles-Lost	0-0	1-0
Penalties-Yards	14-124	7-71
Possession Time	31:58	26:50
Third Down Conversions	5 of 17	4 of 12
Fourth Down Conversions	1 of 2	1 of 1
Red Zone Scores-Chances	1-2	3-3
Sacks By: Number-Yards	0-0	2-11
PAT Total-Made	0-1	4-4
Field Goals Total-Made	1-2	1-1

GAME 7


WEST TEXAS A&M	44
EASTERN NEW MEXICO	24

OCTOBER 16 | ATT: 3,382 | DURATION: 2:58
GREYHOUND STADIUM | PORTALES, NEW MEXICO

PORTALES, New Mexico – The Wagon Wheel will reside in the Lone Star State for another year as the West Texas A&M defense forced five interceptions with a 44-24 victory over the rival Greyhounds of Eastern New Mexico in Lone Star Conference action in Portales, New Mexico.

Nick Gerber finished the night going 12-of-26 thru the air with 173 yards to go along with a team-high 73 yards rushing and a score. Noah Bogardus caught three passes for 69 yards while Brandon Blair and Isaiah Smallwood combined for 86 yards rushing and a TD.

Defensively, reigning LSC Player of the Week JT Cavender tallied six total tackles to go along with a forced fumble and a hurry while Tobias Harris picked off three passes with two of those being returned for a score to go along with five tackles. It marks the first time in the Hunter Hughes era that WT finished a game with five interceptions.

	1	2	3	4	OT	
WT	10	17	14	3	-	44
ENMU	7	3	0	14	-	24

SCORING SUMMARY

Qtr	Time	Team	Scoring Play (PAT)	Plays-Yards/TOP
1st	11:10	WT	Blair 2yd run (Polivoda PAT)	9-75/3:50
	5:40	ENMU	Valencia 10yd run (Hamilton PAT)	10-75/5:30
	1:03	WT	Polivoda 24yd field goal	10-68/4:30
2nd	12:21	WT	Polivoda 32yd field goal	10-40/3:02
	9:28	ENMU	Hamilton 40yd field goal	6-52/2:53
	1:48	WT	Gerber 39yd run (Polivoda PAT)	5-52/1:51
	1:09	WT	Harris 25yd interception return (Polivoda PAT)	--
3rd	11:14	WT	Johnson 1yd run (Polivoda PAT)	6-50/1:45
	9:11	WT	Harris 65yd interception return (Polivoda PAT)	--
4th	7:34	WT	Polivoda 44yd field goal	9-45/4:46
	4:45	ENMU	Manyweather 25yd pass from Valencia (Hamilton PAT)	7-78/2:46
	0:36	ENMU	Thomason 1yd run (Hamilton PAT)	4-17/1:49

	WT	ENMU
First Downs	20	15
Rushes-Yards (Net)	43-192	28-109
Passing Yards (Net)	173	228
Passes Att-Comp-Int	12-28-1	18-32-5
Total Offense-Plays-Yards	71-365	60-337
Fumble Returns-Yards	0-0	0-0
Punt Returns-Yards	1-6	2-30
Kickoff Returns-Yards	3-29	4-77
Interception Returns-Yards	5-102	1-27
Punts (Number-Avg.)	4-147	4-119
Fumbles-Lost	0-0	2-1
Penalties-Yards	7-42	4-50
Possession Time	32:06	27:54
Third Down Conversions	6 of 15	7 of 14
Fourth Down Conversions	1 of 1	0 of 1
Red Zone Scores-Chances	5-5	3-4
Sacks By: Number-Yards	1-4	2-14
PAT Total-Made	5-5	3-3
Field Goals Total-Made	3-3	1-1

GAME 8


TEXAS A&M-COMMERCE	15
WEST TEXAS A&M	3

OCTOBER 23 | ATT: 6,126 | DURATION: 2:50
BUFFALO STADIUM | CANYON, TEXAS

CANYON, Texas – West Texas A&M held a powerful Texas A&M-Commerce offense to just 290 yards of total offense but three turnovers doomed the Buffaloes in a 15-3 Lone Star Conference defeat on Saturday night at Buffalo Stadium in Canyon, Texas.

Nick Gerber finished the night going 12-of-25 thru the air with 98 yards and a pair of picks, Brandon Blair led the way on the ground with 60 yards while Caleb Ollison caught three passes for 27 yards. Taylyn Hickerson and JT Cavender registered nine tackles each for the Buffs followed by Chris Thomas with eight while Tobias Harris tallied five tackles to go along with an interception.

	1	2	3	4	OT	
TAMUC	5	0	10	0	-	15
WT	0	0	3	0	-	3

SCORING SUMMARY

Qtr	Time	Team	Scoring Play (PAT)	Plays-Yards/TOP
1st	--	AMC	West Texas A&M safety	--
	0:47	AMC	Viquez 40yd field goal	4-0/0:25
3rd	12:16	AMC	Smalls 9yd run (Viquez PAT)	6-40/2:35
	6:26	WT	Polivoda 35yd field goal	15-65/5:45
	1:17	AMC	Viquez 42yd field goal	9-37/4:59

	TAMUC	WT
First Downs	18	15
Rushes-Yards (Net)	32-104	37-135
Passing Yards (Net)	186	98
Passes Att-Comp-Int	21-38-1	12-25-2
Total Offense-Plays-Yards	70-290	62-233
Fumble Returns-Yards	1-0	0-0
Punt Returns-Yards	5-48	2--2
Kickoff Returns-Yards	2-72	3-33
Interception Returns-Yards	2-24	1-2
Punts (Number-Avg.)	4-156	6-261
Fumbles-Lost	1-1	2-2
Penalties-Yards	6-60	3-5
Possession Time	32:30	26:16
Third Down Conversions	8 of 17	6 of 16
Fourth Down Conversions	0 of 1	1 of 2
Red Zone Scores-Chances	1-3	1-1
Sacks By: Number-Yards	1-9	1-5
PAT Total-Made	1-1	0-0
Field Goals Total-Made	2-4	1-1

GAME 9



WEST TEXAS A&M **35**
 TEXAS A&M-KINGSVILLE **23**

OCTOBER 30 | ATT: 8,537 | DURATION: 3:03
 JAVELINA STADIUM | KINGSVILLE, TEXAS

KINGSVILLE, Texas – West Texas A&M forced four turnovers and held on for a 35-23 victory in a physical game to spoil Homecoming at Javelina Stadium in Lone Star Conference action against rival Texas A&M-Kingsville.

Nick Gerber finished the night going 11-of-15 thru the air with 153 yards and a pair of touchdown, Jarrod Compton was dominant as the junior from Lubbock Coronado registered 179 yards of total offense with 147 of those coming on the ground with two scores. Noah Bogardus led the way in the receiving core with three catches for 64 yards and a TD.

Defensively, Satchel Escalante was the spark for the Buffs as the Casa Grande, Arizona native registered 12 total tackles (seven solo) to go along with two interceptions, a forced fumble and a fourth down stop inside the red zone. JT Cavender also registered 12 tackles in the win to go along with a pick while Eric Collins had eight tackles with two of those for a loss.

	1	2	3	4	OT	
WT	14	7	0	14	-	35
TAMUK	2	3	10	8	-	23

SCORING SUMMARY

Qtr	Time	Team	Scoring Play (PAT)	Plays-Yards/TOP
1st	14:47	TAMK	West Texas A&M Safety	---
	8:58	WT	Johnson 2yd run (Polivoda PAT)	7-90/3:12
	2:10	WT	Gerber 6yd run (Polivoda PAT)	10-81/4:47
2nd	10:10	WT	Bogardus 30yd pass from Gerber (Polivoda PAT)	5-61/1:58
	0:11	TAMK	Garza 27yd field goal	12-70/3:10
3rd	10:06	TAMK	Anderson 1yd run (Garza PAT)	10-75/4:54
	0:54	TAMK	Garza 37yd field goal	11-79/5:31
4th	14:54	WT	Compton 32yd pass from Gerber (Polivoda PAT)	4-62/0:56
	3:25	TAMK	Martinez 5yd pass from Freeman (Cavazos rush)	7-62/2:59
	1:32	WT	Johnson 1yd run (Polivoda PAT)	4-35/1:50

	WT	TAMUK
First Downs	17	25
Rushes-Yards (Net)	37-199	43-204
Passing Yards (Net)	153	235
Passes Att-Comp-Int	11-15-0	25-39-3
Total Offense-Plays-Yards	52-352	82-439
Fumble Returns-Yards	0-0	0-0
Punt Returns-Yards	0-0	0--7
Kickoff Returns-Yards	5-73	6-88
Interception Returns-Yards	3--2	0-0
Punts (Number-Avg.)	4-171	2-100
Fumbles-Lost	0-0	2-1
Penalties-Yards	5-19	2-20
Possession Time	24:44	35:16
Third Down Conversions	2 of 8	9 of 16
Fourth Down Conversions	1 of 1	0 of 2
Red Zone Scores-Chances	3-4	4-5
Sacks By: Number-Yards	2-15	1-5
PAT Total-Made	5-5	1-1
Field Goals Total-Made	0-1	2-2

GAME 10



#21 MIDWESTERN STATE **12**
 WEST TEXAS A&M **15**

NOVEMBER 6 | ATT: 7,1315 | DURATION: 3:16
 BUFFALO STADIUM | CANYON, TEXAS

CANYON, Texas – West Texas A&M forced three turnovers and made big defensive stops all night long as the Buffaloes outlasted the rival #21 Midwestern State Mustangs in Lone Star Conference action in front of over 7,000 fans at Buffalo Stadium.

Nick Gerber finished the game going 12-of-22 thru the air with 117 yards to go along with 18 net yards on the ground, Jarrod Compton carried the ball 30 times for 160 yards and a score while Noah Bogardus caught three passes for 53 yards in the win. The Buffs finished the game with 325 yards of total offense as 208 of those came on the ground.

Defensively, JT Cavender was all over the field for the Buffs as the Midlothian native registered 20 tackles (15 solo) to go along with a forced fumble, Chris Thomas finished the 11 tackles followed by Eric Collins with eight as the senior moved into third place on WT's all-time tackles list to pass Carter James (304).

	1	2	3	4	OT	
MSU	0	12	0	0	-	12
WT	0	0	15	0	-	15

SCORING SUMMARY

Qtr	Time	Team	Scoring Play (PAT)	Plays-Yards/TOP
2nd	13:43	MSU	Harrison 6yd pass from Sterling-Cole (Vaes PAT)	3-43/0:52
	5:13	MSU	West Texas A&M safety	---
	0:03	MSU	Vaes 25yd field goal	10-83/0:57
3rd	11:44	WT	Smallwood 22yd run (Polivoda PAT)	4-44/0:54
	0:59	WT	Gerber 6yd run (Kaufman pass)	11-99/5:08

	MSU	WT
First Downs	22	20
Rushes-Yards (Net)	29-102	50-208
Passing Yards (Net)	256	117
Passes Att-Comp-Int	26-46-1	12-23-1
Total Offense-Plays-Yards	75-358	73-325
Fumble Returns-Yards	0-0	0-0
Punt Returns-Yards	2-4	1--6
Kickoff Returns-Yards	1-15	0-0
Interception Returns-Yards	1-0	1--8
Punts (Number-Avg.)	8-3107	10-409
Fumbles-Lost	3-2	0-0
Penalties-Yards	4-35	7-60
Possession Time	27:28	32:32
Third Down Conversions	3 of 14	5 of 14
Fourth Down Conversions	1 of 3	0 of 0
Red Zone Scores-Chances	2-3	1-2
Sacks By: Number-Yards	5-46	1-3
PAT Total-Made	1-1	1-1
Field Goals Total-Made	1-0	0-0

GAME 11


BETHEL COLLEGE	9
WEST TEXAS A&M	52

NOVEMBER 13 | ATT: 5,728 | DURATION: 3:02
BUFFALO STADIUM | CANYON, TEXAS

CANYON, Texas – The West Texas A&M Buffaloes sent their 11 seniors out in style as they finished with 580 yards of total offense in a 52-9 Senior Day win over the NAIA's #5 Bethel College Thrashers in front of 5,728 fans at Buffalo Stadium in Canyon.

Nick Gerber finished 10-of-16 thru the air with 197 yards and a pair of touchdowns while Caleb Arreola impressed with 86 yards passing and a score. Jarrod Compton finished off his collegiate career with 111 yards on seven carries with two touchdowns while Isaiah Smallwood carried the ball 14 times for 87 yards in the win. Noah Bogardus was the spark in the receiving core as he caught five passes for 100 yards and a score.

Defensively, Cole Oster led the way with eight total tackles (four solo) to go along with a forced fumble while Ty Dillon, Christopher Thomas and JT Cavender had five tackles each. The Buffs forced three Thresher turnovers and allowed just 296 yards of total offense with 269 of those coming on the ground, 150 yards under Bethel's season average.

	1	2	3	4	OT	
BC	9	0	0	0	-	9
WT	10	21	14	7	-	52

SCORING SUMMARY

Qtr	Time	Team	Scoring Play (PAT)	Plays-Yards/TOP
1st	12:21	WT	Polivoda 34yd field goal	9-53/2:39
	8:46	BC	Quintero 54yd run (PAT Failed)	6-76/3:29
	8:22	WT	Bogardus 32yd pass from Gerber (Polivoda PAT)	2-75/0:24
	1:38	BC	Demond 22yd field goal	13-62/6:35
2nd	8:53	WT	Johnson 1yd run (Urias PAT)	6-46/1:44
	7:22	WT	Ollison 18yd pass from Gerber (Polivoda PAT)	4-52/1:30
	3:58	WT	Compton 13yd run (Ellsworth PAT)	6-62/1:18
3rd	9:26	WT	Johnson 7yd run (Gonzales PAT)	8-55/3:41
	5:55	WT	Stephens-Peppers 49yd pass from Arreola (Ellsworth PAT)	3-51/0:30
4th	11:25	WT	Compton 4yd run (Polivoda PAT)	12-92/4:51

	BC	WT
First Downs	14	31
Rushes-Yards (Net)	42-269	50-297
Passing Yards (Net)	27	283
Passes Att-Comp-Int	3-8-1	15-25-0
Total Offense-Plays-Yards	50-296	75-580
Fumble Returns-Yards	0-0	1--7
Punt Returns-Yards	0-0	1-21
Kickoff Returns-Yards	5-99	0-0
Interception Returns-Yards	0-0	1-0
Punts (Number-Avg.)	5-29	0-0
Fumbles-Lost	3-2	0-0
Penalties-Yards	9-95	3-25
Possession Time	30:55	29:05
Third Down Conversions	2 of 10	8 of 8
Fourth Down Conversions	1 of 2	1 of 2
Red Zone Scores-Chances	1-1	6-8
Sacks By: Number-Yards	0-0	0-0
PAT Total-Made	5-5	7-7
Field Goals Total-Made	1-1	1-3



TEAM RECORDS

RUSHING ATTEMPTS
697

RUSHING YARDS
3,503

RUSHING YARD PER GAME
322.9

PASS ATTEMPTS
691

PASSES COMPLETED
457

COMPLETIONS PER GAME
34.3

MOST INTERCEPTIONS THROWN
28

PASS-COMPLETION PERCENTAGE
.675

PASSING YARDS
5,565

TOUCHDOWN PASSES
57

TOTAL OFFENSIVE PLAYS
1,066

TOTAL OFFENSIVE YARDS
7,124

PUNTS
92

PUNT RETURNS
39

PUNT RETURN YARDAGE
1,334

KICKOFF RETURNS
69

KICKOFF RETURN YARDAGE
1,334

POINTS
645

POINTS PER GAME
48.1

MOST 35-POINT GAMES
11

MOST 50-POINT GAMES
6

FIRST DOWNS PASSING
263

FIRST DOWNS RUSHING
167

PASSES COMPLETED
44 Dalton Bell Angelo State (10/28/06)

PASSES ATTEMPTED
69 Grady Benton 1994

TOUCHDOWN PASSES
8 Grady Benton Howard Payne (9/17/94)

INTERCEPTIONS THROWN
5 Bobby Lane Hardin-Simmons (10/27/51)
Grady Benton Midwestern State (10/1/94)

LONGEST COMPLETION
99 Taylor Harris/Stephen Burton Tarleton (10/9/10)

RECEPTIONS
18 Brad Bailey Okla. Panhandle State (11/12/94)

RECEIVING YARDS
323 Charly Martin Abilene Christian (11/22/08)

TOUCHDOWN RECEPTIONS
5 Charly Martin Abilene Christian (11/22/08)

TOTAL OFFENSE
582 Keith Null Abilene Christian (11/22/08)

MOST POINTS
36 Pete Pedro UTEP (9/30/61)

TOTAL TOUCHDOWNS
6 Pete Pedro UTEP (9/30/61)

FIELD GOALS MADE
4 Dennis Steinbock McNeese State (9/25/82)
Sergio Castillo Chadron State (9/12/13)
Sergio Castillo Midwestern State (11/16/13)

LONGEST FIELD GOAL
58 Bruce Wyre Louisville (11/24/73)

PUNTS
12 Mark Bounds Texas A&M-Kingsville (10/28/88)
Mark Bounds Cal Poly (9/9/89)

LONGEST PUNT
89 Mark Bounds Central Oklahoma (10/27/90)

LONGEST PUNT RETURN
94 Tony Waters San Jose State (10/31/64)

LONGEST KICKOFF RETURN
100 Anthony Armstrong Eastern N.M. (11/8/03)
Kareem Larrimore Okla. Panhandle St. (8/29/98)
Clifford Douglas Southwestern Okla. St. (9/21/96)
Ned Jolly Hardin-Simmons (10/22/60)
Nathan Slaughter A&M-Commerce (9/21/13)

INTERCEPTION RETURN
99 Jerry Logan Arizona State (10/13/62)

SEASON

RUSHING YARDS
1,621 Khiry Robinson (2012)

RUSHING ATTEMPTS
770 DeWayne Miles

YARDS PER CARRY
9.21 Bill Cross (1950)

PASSING YARDS
5,401 Dustin Vaughan (2013)

PASSES COMPLETED
447 Dustin Vaughan (2013)

PASSES ATTEMPTED
675 Dustin Vaughan (2013)

TOUCHDOWN PASSES
53 Dustin Vaughan (2013)

INTERCEPTIONS THROWN
20 Tod Mayfield (1986)

RECEPTIONS
123 Torrence Allen (2013)

RECEIVING YARDS
1,867 Charly Martin (2008)

TOUCHDOWN RECEPTIONS
22 Charly Martin (2008)

TOTAL OFFENSE
5,313 Dustin Vaughan (2013)

MOST POINTS
149 Sergio Castillo (2013)

TOTAL TOUCHDOWNS
22 Pete Pedro (1961)
Charly Martin (2008)

FIELD GOALS MADE
24 Sergio Castillo (2013)

PUNTS
78 Kevin Brinkley (1999)

PUNTING AVERAGE
46.3 Mark Bounds (1990)

PUNT RETURNS
29 Tobias Harris (2018)

PUNT RETURN YARDS
436 Tobias Harris (2019)

KICK RETURNS
28 Tim Anuszkiewicz (1988)

KICK RETURN YARDS
830 Nathan Slaughter (2013)

KICK RETURN AVERAGE
36.1 Nathan Slaughter (2013)

KICK RETURN TOUCHDOWNS
3 Nathan Slaughter (2013)

INTERCEPTIONS
11 Steve Haterius (1967)

INTERCEPTION RETURN YARDS
168 Jerry Logan (1962)

CAREER

RUSHING YARDS
4,359 DeWayne Miles (1997-00)

RUSHING ATTEMPTS
770 DeWayne Miles (1997-00)

YARDS PER CARRY
7.6 Bill Cross (1947-40)

PASSING YARDS
13,535 Dustin Vaughan (2010-13)

PASSES COMPLETED
1,040 Dustin Vaughan (2010-13)

PASSES ATTEMPTED
1,622 Dustin Vaughan (2010-13)

TOUCHDOWN PASSES
123 Dustin Vaughan (2010-13)

INTERCEPTIONS THROWN
38 Tully Blanchard (1974-76)
Tod Mayfield (1984-86)

RECEPTIONS
244 Charly Martin (2004-08)

RECEIVING YARDS
4,108 Charly Martin (2004-08)

TOUCHDOWN RECEPTIONS
45 Charly Martin (2004-08)

TOTAL OFFENSE
13,608 Dustin Vaughan (2010-13)

MOST POINTS
437 Sergio Castillo (2010-13)

TOTAL TOUCHDOWNS
55 DeWayne Miles (1997-00)

FIELD GOALS MADE
62 Sergio Castillo (2010-13)

PUNTS
199 Mark Bounds (1988-90)

PUNTING AVERAGE
43.3 Jon Mason

PUNT RETURNS
266 John Holt (1978)

PUNT RETURN YARDS
804 Tobias Harris (2018-21)

KICK RETURNS
91 Duane Joubert (1992-95)

KICK RETURN YARDS
2,281 Duane Joubert (1992-95)

KICK RETURN TOUCHDOWNS
3 Nathan Slaughter (2013)
Duane Joubert (1992-95)

INTERCEPTIONS
18 Steve Haterius (1964-67)

INTERCEPTION RETURN YARDS
323 Tobias Harris (2018-21)

SINGLE GAME

RUSHING YARDS
340 Eugene Morris Montana State (1/5/68)

RUSHING ATTEMPTS
38 Eugene Morris Western Michigan (11/9/68)

LONGEST RUN
99 Ralph Thompson Wichita State (9/26/70)
Keithon Flemming Angelo State (10/27/07)

PASSING YARDS
595 Keith Null Abilene Christian (11/22/08)

PASSING

	NAME	YEARS	COMP-ATT.	YARDS	TD
1.	Dustin Vaughan	2010-13	1,040-1,622	13,525	123
2.	Taylor Harris	2007-10	794-1,250	9,799	71
3.	Keith Null	2005-08	751-1,106	9,385	91
4.	Derek Maupin	2002-04	759-1,301	7,930	37
5.	Dalton Bell	2003-06	699-1,044	7,841	63
6.	Tod Mayfield	1984-86	630-1,036	7,424	55
7.	Grady Benton	1994-95	421-686	5,618	49
8.	Nick Gerber	2019-Present	403-711	5,139	39
9.	Victor McGee	1981-82	296-606	4,259	31
10.	Ethan Brinkley	2015-16	353-537	3,973	26

RUSHING

	NAME	YEARS	ATT.	YARDS	AVG
1.	DeWayne Miles	1997-00	770	4,359	5.7
2.	Bo Robinson	1975-78	653	3,542	5.4
3.	Norman White	1993-96	670	3,422	5.1
4.	Eugene Morris	1966-68	539	3,388	6.3
5.	Jeremy Alridge-Mitchell	2012-15	644	3,381	5.3
6.	Bill Cross	1947-50	326	2,474	7.6
7.	Keithon Flemming	2007-09	386	2,433	6.3
8.	Duane Thomas	1967-69	396	2,376	6.0
9.	Khiry Robinson	2011-12	350	2,290	6.5
10.	Patrick Strambler	1997-00	426	2,274	5.3

RECEPTIONS

	NAME	YEARS	REC.	YARDS	TD
1.	Charly Martin	2004-08	244	4,108	45
2.	Torrence Allen	2010-13	231	3,500	26
3.	Brad Bailey	1992-94	221	2,677	22
4.	Nathan Slaughter	2010-13	183	2,079	14
5.	Duane Joubert	1992-95	179	1,952	14
6.	Stan Carraway	1985-86	173	2,412	20
7.	Tyson Williams	2008-10	166	2,195	13
8.	Brittan Golden	2008-11	165	2,985	33
	Jarrian Rhone	2012-15	165	1,672	13
10.	Keithon Flemming	2007-09	150	1,305	10

TOTAL OFFENSE

	NAME	YEARS	RUSH	PASS	TOTAL
1.	Dustin Vaughan	2010-13	83	13,525	13,608
2.	Taylor Harris	2007-10	-284	9,799	9,515
3.	Keith Null	2005-08	-211	9,385	9,174
4.	Derek Maupin	2002-04	436	7,930	8,366
5.	Dalton Bell	2003-06	-1	7,841	7,840
6.	Tod Mayfield	1984-86	-82	7,424	7,342
7.	Grady Benton	1994-95	213	5,618	5,831
8.	Nick Gerber	2019-Present	669	5,139	5,808
9.	DeWayne Miles	1997-00	4,359	0	4,359
10.	Victor McGee	1981-82	48	4,259	4,307

RECEIVING YARDS

	NAME	YEARS	REC.	YARDS	TD
1.	Charly Martin	2004-08	244	4,108	45
2.	Torrence Allen	2010-13	231	3,500	26
3.	Brittan Golden	2008-11	165	2,985	33
4.	Brad Bailey	1992-94	221	2,677	22
5.	Keith Miller	1988-90	133	2,542	24
6.	Stan Carraway	1985-86	173	2,412	20
7.	Tyson Williams	2008-10	166	2,195	13
8.	Nathan Slaughter	2010-13	183	2,079	14
9.	Pete Loera	1993-35	127	1,986	19
10.	Duane Joubert	1992-95	179	1,952	14

SCORING

	NAME	YEARS	TD	XP/FG	2XP	TOTAL
1.	Sergio Castillo	2010-13	0	251/63	0	437
2.	DeWayne Miles	1997-00	55	0/0	1	332
3.	Jeremy Alridge-Mitchell	2012-15	51	0/0	1	308
4.	Keithon Flemming	2007-09	49	0/0	0	294
5.	Charly Martin	2004,06-08	45	0/0	0	270
6.	Eugene Morris	1966-68	42	0/0	0	252
7.	Conner Hollabaugh	2014-16	0	124/34	0	226
8.	Norman White	1993-96	34	0/0	2	208
9.	Brittan Golden	2008-11	33	0/0	0	198
	Pete Pedro	1961-63	33	0/0	0	198


EUGENE "MERCURY" MORRIS

PASSING

ATTEMPTS

1. Dustin Vaughan	675	2013
2. Taylor Harris	595	2010
3. Dalton Bell	583	2006
4. Keith Null	562	2008
5. Dustin Vaughan	555	2012
6. Tod Mayfield	551	2007
7. Keith Null	528	2007
8. Derek Maupin	523	2004
9. Derek Maupin	502	2003
10. Taylor Harris	472	2009

COMPLETIONS

1. Dustin Vaughan	447	2013
2. Dalton Bell	386	2006
3. Keith Null	385	2008
4. Taylor Harris	370	2010
5. Dustin Vaughan	359	2012
6. Keith Null	356	2007
7. Derek Maupin	329	2004
8. Tod Mayfield	317	1986
9. Dalton Bell	311	2005
10. Taylor Harris	308	2009

YARDS

1. Dustin Vaughan	5,401	2013
2. Keith Null	5,097	2008
3. Taylor Harris	4,806	2010
4. Dustin Vaughan	4,712	2012
5. Keith Null	4,134	2007
6. Dalton Bell	3,998	2006
7. Dalton Bell	3,799	2005
8. Taylor Harris	3,738	2009
9. Tod Mayfield	3,664	1986
10. Grady Benton	3,541	1994

TOUCHDOWNS

1. Dustin Vaughan	53	2013
2. Keith Null	48	2008
3. Dustin Vaughan	45	2012
4. Keith Null	41	2007
5. Taylor Harris	38	2010
6. Dalton Bell	32	2006
7. Tod Mayfield	31	1986
8. Grady Benton	30	1994
9. Dalton Bell	30	2005
10. Dustin Vaughan	25	2011

RUSHING

CARRIES

1. DeWayne Miles	270	2000
2. Jeremy Alridge-Mitchell	260	2015
3. Eugene Morris	260	1968
4. Khiry Robinson	247	2012
5. Jeremy Alridge-Mitchell	246	2014
6. Billy Pritchett	236	1971
7. J.R. Compton	214	1987
8. Bo Robinson	201	1977
9. Duane Thomas	200	1969
10. Dante Clay	199	2001

YARDS

1. Khiry Robinson	1,621	2012
2. Eugene Morris	1,571	1968
3. DeWayne Miles	1,524	2000
4. Bo Robinson	1,399	1977
5. Jeremy Alridge-Mitchell	1,342	2014
6. Jeremy Alridge-Mitchell	1,296	2015
7. Eugene Morris	1,274	1967
8. Charles Wright	1,203	1950
9. Keithon Flemming	1,198	2007
10. Patrick Strambler	1,153	1998

TOUCHDOWNS

1. Jeremy Alridge-Mitchell	21	2014
2. Norman White	18	1994
3. DeWayne Miles	16	2000
4. Jeremy Alridge-Mitchell	16	2015
5. Khiry Robinson	15	2012
6. Patrick Strambler	15	1998
7. Keithon Flemming	13	2008
8. DeWayne Miles	12	1997
9. Keithon Flemming	12	2007
10. J.R. Compton	11	1987
11. DeWayne Miles	11	1999
12. Aaron Harris	11	2013
13. J.R. Compton	11	1986
14. Khiry Robinson	11	2011
15. Bo Robinson	11	1977
16. Danny Clark	11	1979

RECEIVING

RECEPTIONS

1. Torrence Allen	123	2013
2. Brad Bailey	119	1994
3. Tyson Williams	96	2010
4. Charly Martin	95	2008
5. Stan Carraway	94	1986
6. Torrence Allen	87	2012
7. Anthony Johnson	87	2013
8. Ramon Perry	75	2006
9. Charly Martin	73	2006
10. Keithon Flemming	73	2008
11. Carl Johnson	73	2008

YARDS

1. Charly Martin	1,867	2008
2. Torrence Allen	1,668	2013
3. Brad Bailey	1,552	1994
4. Torrence Allen	1,430	2012
5. Tyson Williams	1,321	2010
6. Anthony Johnson	1,294	2013
7. Stan Carraway	1,237	1985
8. Stan Carraway	1,175	1986
9. Charly Martin	1,169	2006
10. Keith Miller	1,130	1990

TOUCHDOWNS

1. Charly Martin	22	2008
2. Brad Bailey	16	1994
3. Anthony Johnson	14	2013
4. Torrence Allen	12	2013
5. Torrence Allen	12	2012
6. Tonaé Martin	12	2005
7. Votie Patterson	12	1986
8. Stephen Burton	11	2010
9. Charly Martin	11	2007
10. Shaun Scott-Jones	11	2006
11. Brittan Golden	11	2010

DEFENSE

TACKLES

1. Taylor McCuller	164	2012
2. Taylor McCuller	152	2013
3. Joe Calhoun	151	1995
4. Alondra Johnson	143	1987
5. Carter James	125	2014
6. Kyle Voss	119	2012
7. Jared Brock	119	2006
8. Hayden Dennis	118	2019
9. Norman Bell	117	1984
10. Frank Honang	114	2019

TACKLES FOR LOSS (SINCE 2008)

1. Ethan Westbrooks	28.0	2012
2. Shad Baichtal	22.0	2010
3. Kyle Voss	20.5	2012
4. Ethan Westbrooks	19.5	2013
5. Patric Youngman	16.0	2013
6. Daelin Young	16.0	2016
7. Tyrell Higgins	15.0	2012
8. Gerred Johnson	14.0	2019
9. Jared Brock	14.0	2008
10. Eugene Sims	13.5	2009
11. Kyle Voss	13.5	2013

SACKS

1. Ethan Westbrooks	19.5	2012
2. Franco Glaze	15.5	1997
3. Brandon Swain	13	2017
4. Michael Paschal	11.5	1990
5. Franco Glaze	11	1998
6. Shad Baichtal	10	2010
7. Eugene Simes	10	2008
8. Caleb Holt	10	1996
9. Maurice Hoabson	8	1980
10. Daelin Young	8	2017

INTERCEPTIONS

1. Steve Haterius	11	1967
2. Keon Gaither	9	2005
3. Chris Lacy	8	1994
4. Troy Anderson	8	1969
5. Raymond Brown	8	1970
6. Tobias Harris	7	2018
7. Robert Johnson	7	1987
8. Tobias Harris	6	2021
9. Darnell Johnson	6	2008
10. Ollie Ross	6	1963
11. Rich Barrett	6	1965
12. Billy Lantow	6	1968
13. Don Wood	6	1983



GEREMY ALDRIGE-MITCHELL

1955

Passing Yards: Bubba Hillman	314
Rushing Yards: Joe Walden	569
Receiving Yards: Mark Clapp	116
Touchdowns: Joe Walden	11
Receptions: Mark Clapp	9

1956

Passing Yards: Bubba Hillman	357
Rushing Yards: Ron Mills	569
Receiving Yards: Ken Ballard	125
Touchdowns: Charles Sanders	12
Receptions: Ken Ballard	8

1957

Passing Yards: Jack York	198
Rushing Yards: Charlie Sanders	938
Receiving Yards: Tommy Coffey	82
Touchdowns: Charlie Sanders	6
Receptions: Tommy Coffey	7

1958

Passing Yards: Mac Kehoe	370
Rushing Yards: Bob Ratliff	545
Receiving Yards: Tommy Coffey	431
Touchdowns: Bob Ratliff	6
Receptions: Tommy Coffey	22

1959

Passing Yards: Jim Dawson	297
Rushing Yards: Rex Loftis	387
Receiving Yards: Fred Hedgecoke	246

1960

Passing Yards: Jim Dawson	921
Rushing Yards: Jim Densman	307
Receiving Yards: Jerry Logan	192

1961

Passing Yards: Jim Dawson	566
Rushing Yards: Pete Pedro	976
Receiving Yards: Jerry Richardson	192

1962

Passing Yards: Jim Dawson	652
Rushing Yards: Pete Pedro	831
Receiving Yards: Jerry Richardson	282
Touchdowns: Jerry Logan	13
Receptions: Jerry Richardson	22

1963

Passing Yards: David Gibson	449
Rushing Yards: Ollie Ross	364
Receiving Yards: Jerry Richardson	246
Touchdowns: Jerry Richardson, Ollie Ross	5
Receptions: Jerry Richardson	18
Interceptions: Ollie Ross	6

1964

Passing Yards: Bill Bundy	694
Rushing Yards: Russell Mundy	495
Receiving Yards: Ted Wheeler	165
Touchdowns: Earl West	5
Receptions: Ted Wheeler	11
Interceptions: G. Browning/T. Waters	2

1965

Passing yards: Hank Washington	1403
Rushing Yards: Don Dennis	288
Receiving Yards: Roy Armentrout	541
Touchdowns: Brian Deady	5
Receptions: Roy Armentrout	34
Interceptions: Rich Barrett	6

1966

Passing Yards: Hank Washington	2107
Rushing Yards: Eugene Morris	543
Receiving Yards: Dave Szymakowski	842

1967

Passing Yards: Roy Winters	1552
Rushing Yards: Eugene Morris	1274
Receiving Yards: Dave Szymakowski	479
Touchdowns: Eugene Morris	12
Receptions: Dave Szymakowski	32
Interceptions: Steve Haterius	11

1968

Passing Yards: Roy Winters	1145
Rushing Yards: Eugene Morris	1571
Receiving Yards: Dick Flynn	319
Touchdowns: Eugene Morris	19
Receptions: Dick Flynn	23
Interceptions: Billy Lantow	6

1969

Passing Yards: Clarence Redic	1090
Rushing Yards: Duane Thomas	1072
Receiving Yards: Olan Thompson	231
Passing Touchdowns: Clarence Redic	4
Rushing Touchdowns: Duane Thomas	10
Receiving Touchdowns: R. Jackson/O. Thompson	2
Receptions: Olan Thompson	19
Interceptions: Troy Anderson	8

1970

Passing Yards: Ed Holwig	1097
Rushing Yards: Ralph Thompson	848
Receiving Yards: Daryl Wynn	334
Passing Touchdowns: Ed Holwig	6
Rushing Touchdowns: Ralph Thompson	10
Receiving Touchdowns: Ralph Thompson	2
Receptions: Daryl Wynn	25
Interceptions: Raymond Brown	8

1971

Passing Yards: Ed Holwig	548
Rushing Yards: Billy Pritchett	1128
Receiving Yards: Daryl Wynn	206
Passing Touchdowns: E. Holwig/R. Leach	2
Rushing Touchdowns: Billy Pritchett	7
Receiving Touchdowns: Carl Brown	3
Receptions: Daryl Wynn	14
Interceptions: Mike Hrcir	4

1972

Passing Yards: Mike Wartes	464
Rushing Yards: Cole Fraley	794
Receiving Yards: Carl Brown	267
Passing Touchdowns: Mike Wartes	2
Rushing Touchdowns: Jimmy Lisle	7
Receiving Touchdowns: Carl Brown	2
Receptions: Carl Brown	12
Interceptions: D. Carr/R. Edwards/J. McDowell	3

1973

Passing Yards: Don Nava	1384
Rushing Yards: Jimmy Lisle	513
Receiving Yards: Merced Solis	499
Passing Touchdowns: Don Nava	3
Rushing Touchdowns: C. Burgess/R. Schleider	3
Receiving Touchdowns: Brownfield/ Dicson/ Lee	1
Receptions: Merced Solis	35
Interceptions: Daryl Carr	3

1974

Passing Yards: Tully Blanchard	858
Rushing Yards: Johnny Darden	581
Receiving Yards: Tracy Dickson	589
Passing Touchdowns: Tully Blanchard	8
Rushing Touchdowns: Johnny Darden	6
Receiving Touchdowns: Tracy Dickson	5
Receptions: Tracy Dickson	22
Interceptions: Steve Rogers	5

1975

Passing Yards: Tully Blanchard	509
Rushing Yards: Anthony Dogan	669
Receiving Yards: Jeff Lloyd	161
Passing Touchdowns: Tully Blanchard	4
Rushing Touchdowns: Anthony Dogan	7
Receiving Touchdowns: Jeff Lloyd	4
Receptions: Jeff Lloyd, Scott Wiley	4
Interceptions: M. Kelson/M.Lozano	5

1976

Passing Yards: Tully Blanchard	509
Rushing Yards: Robert Mayberry	843
Receiving Yards: Scott Wiley	530
Passing Touchdowns: Tully Blanchard	4
Rushing Touchdowns: Robert Mayberry	9
Receiving Touchdowns: S.Wiley/B. Delaney	2
Receptions: Scott Willey	22
Interceptions: Bryan Carr, Tommy Mills	2

1977

Passing Yards: Tracy Qualls	456
Rushing Yards: Bo Robinson	1399
Receiving Yards: Frank Dudley	205
Passing Touchdowns: Tracy Qualls	7
Rushing Touchdowns: Bo Robinson	11
Receiving Touchdowns: Frank Dudley	2
Receptions: Frank Dudley	12
Tackles: Larry Spears	92
Interceptions: M. Rychlik/R. Simon	4

1978

Passing Yards: Clint Plant	520
Rushing Yards: Cleveland Robinson	880
Receiving Yards: Reggie Spencer	356
Passing Touchdowns: Larry Thmpson	5
Rushing Touchdowns: Drew Johnson	6
Receiving Touchdowns: Reggie Spencer	2
Receptions: Reggie Spencer	21
Tackles: Scott Braden	77
Interceptions: V. Hayes/D. Hemphill	3

1979

Passing Yards: Larry Thompson	380
Rushing Yards: Danny Clark	681
Receiving Yards: Milton Baker	177
Passing Touchdowns: Larry Thompson	6
Rushing Touchdowns: Danny Clark	11
Receiving Touchdowns: M. Baker/R. Collinsworth	3
Receptions: Danny Clark	10
Interceptions: Darryl Hemphill	5

1980

Passing Yards: Matt Patterson	1125
Rushing Yards: Jackie Compton	656
Receiving Yards: Ricky Collinsworth	517
Passing Touchdowns: Matt Patterson	7
Rushing Touchdowns: Danny Clark	7
Receiving Touchdowns: Ricky Collinsowrth	5
Receptions: Ricky Collinsworth	32
Interceptions: Darryl Hemphill	4

1981

Passing Yards: Victor McGee	1035
Rushing Yards: Paul Bell	624
Receiving Yards: Curtis Bennett	365

1982

Passing Yards: Victor McGee	3224
Rushing Yards: Paul Bell	347
Receiving Yards: Mark Manley	780
Passing Touchdowns: Victor McGee	20
Rushing Touchdowns: Milton Baker	3
Receiving Touchdowns: C. Bennett/E. Wilson	6
Receptions: Mark Manley	57
Interceptions: Charles Briscoe	4



1983

Passing Yards: David Harbin	715
Rushing Yards: Johnny Johnson	514
Receiving Yards: Gary Fletcher	417
Passing Touchdowns: T. Cortez/R. Davis/D. Harbin	2
Rushing Touchdowns: Johnny Johnson	4
Receiving Touchdowns: Billy Record	2
Receptions: David Wood	26
Sacks: Baron Jackson	6
Tackles: Nomran Bell	108
Interceptions: Don Wood	6

1984

Passing Yards: David Harbin	728
Rushing Yards: Wayne High	424
Receiving Yards: David Wood	616
Passing Touchdowns: David Harbin	5
Rushing Touchdowns: David Harbin	5
Receiving Touchdowns: David Wood	8
Receptions: David Wood	30
Sacks: N. Bell/W. Goff/S. Peoples/D. Schneider	2
Tackles: Norman Bell	117
Interceptions: Don Carpenter	3

1985

Passing Yards: Tod Mayfield	3432
Rushing Yards: James Morton	626
Receiving Yards: Stan Carraway	1237

1986

Passing Yards: Tod Mayfield	3664
Rushing Yards: J.R. Compton	806
Receiving Yards: Stan Carraway	1175
Passing Touchdowns: Tod Mayfield	31
Rushing Touchdowns: J.R. Compton	11
Receiving Touchdowns: Votie Patterson	12
Interceptions: Todd Littlejohn	2

1987

Passing Yards: Steve Kragthorpe	1980
Rushing Yards: J.R. Compton	1004
Receiving Yards: Devon Fortson	373
Passing Touchdowns: Steve Kragthorpe	9
Rushing Touchdowns: J.R. Compton	11
Receiving Touchdowns: Fortson/Hall/Morton/West	2
Receptions: James Morton	36
Sacks: David Newman	5
Tackles: Alondra Johnson	143
Interceptions: Robert Johnson	7

1988

Passing Yards: Doak Taylor	2379
Rushing Yards: Greg Hodges	606
Receiving Yards: Rich Stephens	590
Passing Touchdowns: Doak Taylor	23
Rushing Touchdowns: Greg Hodges	5
Receiving Touchdowns: Rich Stephens	8
Receptions: G. Hodges/H. West	37
Sacks: Maurice Hobson	8
Tackles: Maurice Hobson	76
Interceptions: Andrew Gowell	4

1989

Passing Yards: Dan Buesing	2085
Rushing Yards: Maurice Williams	250
Receiving Yards: Keith Miller	879
Passing Touchdowns: Dan Buesing	14
Rushing Touchdowns: Maurice Williams	4
Receiving Touchdowns: Keith Miller	8
Receptions: Charles Christian	55
Sacks: Johnny Turner	7
Tackles: Cedric Buckley	85.5
Interceptions: C. Buckley/A. Cooper	3

1990

Passing Yards: Mark Reiland	1009
Rushing Yards: Maurice Williams	571
Receiving Yards: Keith Miller	1130
Passing Touchdowns: Royce Slechta	6
Rushing Touchdowns: Maurice Williams	6
Receiving Touchdowns: Keith Miller	9
Receptions: Keith Miller	61
Sacks: Mike Paschal	11.5
Tackles: Mike Paschal	85
Interceptions: S. Burney/C. Hemphill	2

1991

No Football Program	
---------------------	--

1992

Passing Yards: Codie Scott	738
Rushing Yards: Jeff Myers	365
Receiving Yards: Brad Bailey	642
Passing Touchdowns: Codie Scott	5
Rushing Touchdowns: Jeff Myers	2
Receiving Touchdowns: B. Bailey/J. Bridges	2
Receptions: Brad Bailey	57
Sacks: B. Azam/B. Christian/K. Lawrence	3
Tackles: Bobby Azam	112
Interceptions: Wayne Needham	4

1993

Passing Yards: Brian Bailey	1418
Rushing Yards: Norman White	1109
Receiving Yards: Duane Joubert	537
Passing Touchdowns: Brian Bailey	12
Rushing Touchdowns: Norman White	8
Receiving Touchdowns: D. Joubert./L. Lora	5
Receptions: Duane Joubert	59
Sacks: B. Christian/S. Edwards/E. Kirkpatrick	2
Tackles: Brian Christian	90
Interceptions: Wayne Needham	3

1994

Passing Yards: Grady Benton	3541
Rushing Yards: Norman White	1122
Receiving Yards: Brad Bailey	1552
Passing Touchdowns: Grady Benton	30
Rushing Touchdowns: Norman White	18
Receiving Touchdowns: Brad Bailey	16
Receptions: Brad Bailey	119
Sacks: Erik Kirkpatrick	5
Tackles: Brian Christian	107
Interceptions: Chris Lacy	8

1995

Passing Yards: Grady Benton	2077
Rushing Yards: Norman White	799
Receiving Yards: Carlos Artis	793
Passing Touchdowns: Grady Benton	19
Rushing Touchdowns: Norman White	6
Receiving Touchdowns: C. Artis/P. Loera	6
Receptions: Duane Joubert	53
Sacks: B. Christian/O. Sewell	5
Tackles: Joe Calhoun	151
Interceptions: C. Douglas/R. Mack	2

1996

Passing Yards: Michael Schmucker	635
Rushing Yards: Norman White	392
Receiving Yards: Charles Barnes	335
Passing Touchdowns: Craig Coleman	4
Rushing Touchdowns: Norman White	1
Receiving Touchdowns: D. Thompson/M. Wesson	2
Receptions: Marquette Wesson	21
Sacks: Caleb Holt	10
Tackles: Mike Martinez	97
Interceptions: C. Lacy/R. McCurry	3

1997

Passing Yards: Gary Thomas	1749
Rushing Yards: DeWayne Miles	845
Receiving Yards: Kory Jones	595
Passing Touchdowns: Gary Thomas	13
Rushing Touchdowns: DeWayne Miles	12
Receiving Touchdowns: Chris Washington	12
Receptions: Kory Jones	34
Sacks: Franco Glaze	15.5
Tackles: Brandon Weber	86
Interceptions: Rebert Mack	4

1998

Passing Yards: Gary Thomas	1844
Rushing Yards: Patrick Strambler	1153
Receiving Yards: Antonio Harrison	664
Passing Touchdowns: Gary Thomas	9
Rushing Touchdowns: D. Miles/P. Strambler	15
Receiving Touchdowns: Antonio Harrison	6
Receptions: Antonio Harrison	36
Sacks: Franco Glaze	11
Tackles: Germaine Gaspard	96
Interceptions: B. Humphrey/M. Murphy	3

1999

Passing Yards: Judd Moller	974
Rushing Yards: DeWayne Miles	1,053
Receiving Yards: Antonio Harrison	344
Passing Touchdowns: Judd Moller	5
Rushing Touchdowns: DeWayne Miles	11
Receiving Touchdowns: A. Harrison/A. Danzie	2
Receptions: Antonio Harrison	18
Sacks: Brian Thompson	7
Tackles: John Thompson	136
Interceptions: Kareem Larrimore	5

2000

Passing Yards: Rick Leach	1599
Rushing Yards: DeWayne Miles	1524
Receiving Yards: Mario King	435
Passing Touchdowns: Rick Leach	6
Rushing Touchdowns: DeWayne Miles	16
Receiving Touchdowns: Jason Arnold	3
Receptions: Mario King	26
Sacks: Will Goodloe	5
Tackles: D. Adams/R. Ross	88
Interceptions: Ray Ross	4

2001

Passing Yards: Josh Knight	1813
Rushing Yards: Dante Clay	859
Receiving Yards: Chris Guillen	488
Passing Touchdowns: Josh Knight	12
Rushing Touchdowns: Josh Knight	4
Receiving Touchdowns: K. Clay/C. Guillen	6
Receptions: Sirquon Hardy	35
Sacks: Charlie Langston	5
Tackles: Adam St. Clair	114
Interceptions: R. Bowers/C. Cox/J. Gipson/A. St. Clair	1

2002

Passing Yards: Derek Maupin	1473
Rushing Yards: Dominique Bibben	518
Receiving Yards: Sirquon Hardy	670
Passing Touchdowns: J. Knight / D. Maupin	2
Rushing Touchdowns: C. Allen/D. Bibben/A. Lacy	3
Receiving Touchdowns: Kaleb Clay	4
Receptions: Sirquon Hardy	50
Sacks: Adam St. Clair	5
Tackles: Chau Thompson	104
Interceptions: Cody Stovall	3

2003	
Passing Yards: Derek Maupin	2789
Rushing Yards: Aubrey Lacy	727
Receiving Yards: Anthony Armstrong	740
Passing Touchdowns: Derek Maupin	16
Rushing Touchdowns: Aubrey Lacy	10
Receiving Touchdowns: A. Armstrong/D. Bibben	4
Receptions: Anthony Armstrong	54
Sacks: Darrell Lewis	7
Tackles: Adam Shaw	114
Interceptions: Dominique Carter	3

2004	
Passing Yards: Derek Maupin	3461
Rushing Yards: Dominique Bibben	400
Receiving Yards: Anthony Armstrong	607
Passing Touchdowns: Derek Maupin	19
Rushing Touchdowns: Dominique Bibben	2
Receiving Touchdowns: Tonae Martin	5
Receptions: Anthony Armstrong	54
Sacks: Darrell Lewis	4
Tackles: Adam Shaw	98
Interceptions: Dominique Carter	2

2005	
Passing Yards: Dalton Bell	3799
Rushing Yards: Joe Harris	697
Receiving Yards: Tonae Martin	1055
Passing Touchdowns: Dalton Bell	30
Rushing Touchdowns: Joe Harris	9
Receiving Touchdowns: Tonae Martin	12
Receptions: Ramon Perry	71
Sacks: J. Granger/T. Searce	4
Tackles: Jeremy Hibbler	95
Interceptions: Keon Gaither	9

2006	
Passing Yards: Dalton Bell	3998
Rushing Yards: Maurice White	756
Receiving Yards: Charly Martin	1169
Passing Touchdowns: Dalton Bell	32
Rushing Touchdowns: Dalton Bell	5
Receiving Touchdowns: Shaun Scott-Jones	11
Receptions: Ramon Perry	75
Sacks: J. Brock/T.J. Nickleberry/B. Watson/J. Williams	4
Tackles: Jared Brock	119
Interceptions: D. Hooks/D. Johnson	2

2007	
Passing Yards: Keith Null	4134
Rushing Yards: Keithon Flemming	1229
Receiving Yards: Charly Martin	927
Passing Touchdowns: Keith Null	41
Rushing Touchdowns: Keithon Flemming	12
Receiving Touchdowns: Charly Martin	11
Receptions: Keithon Flemming	73
Sacks: Brandon Swain	14
Tackles: Jared Brock	96
Interceptions: Cashmin Thomas	5

2008	
Passing Yards: Keith Null	5097
Rushing Yards: Keithon Flemming	756
Receiving Yards: Charly Martin	1867
Passing Touchdowns: Keith Null	48
Rushing Touchdowns: Keithon Flemming	13
Receiving Touchdowns: Charly Martin	22
Receptions: Charly Martin	95
Sacks: Eugene Sims	10
Tackles: Jared Brock	83
Interceptions: Darnell Johnson	6

2009	
Passing Yards: Taylor Harris	3738
Rushing Yards: Kelvin Thompson	529
Receiving Yards: Tyson Williams	847
Passing Touchdowns: Taylor Harris	22
Rushing Touchdowns: Keithon Flemming	12
Receiving Touchdowns: Brittan Golden	10
Receptions: Tyson Williams	66
Sacks: Bryan Braman	8
Tackles: Anthony Scott	106
Interceptions: S. Baichtal/T. Evans/J. Smith	3

2010	
Passing Yards: Taylor Harris	4806
Rushing Yards: Kelvin Thompson	729
Receiving Yards: Tyson Williams	1321
Passing Touchdowns: Taylor Harris	38
Rushing Touchdowns: Kelvin Thompson	7
Receiving Touchdowns: S. Burton/B. Golden	11
Receptions: Tyson Williams	96
Sacks: Shad Baichtal	10
Tackles: Tae Evans	85
Interceptions: Tae Evans	4

2011	
Passing Yards: Dustin Vaughan	3316
Rushing Yards: Khiry Robinson	669
Receiving Yards: Brittan Golden	1076
Passing Touchdowns: Dustin Vaughan	25
Rushing Touchdowns: Khiry Robinson	11
Receiving Touchdowns: Brittan Golden	12
Receptions: Brittan Golden	55
Sacks: D.J. Ross	5.5
Tackles: Taylor McCuller	70
Interceptions: Caleb Randolph	5

2012	
Passing Yards: Dustin Vaughan	4712
Rushing Yards: Khiry Robinson	1621
Receiving Yards: Torrence Allen	1430
Passing Touchdowns: Dustin Vaughan	45
Rushing Touchdowns: Khiry Robinson	15
Receiving Touchdowns: Torrence Allen	12
Receptions: Torrence Allen	87
Sacks: Ethan Westbrook	19.5
Tackles: Taylor McCuller	164
Interceptions: Curtis Slater	4

2013	
Passing Yards: Dustin Vaughan	5401
Rushing Yards: Aaron Harris	877
Receiving Yards: Torrence Allen	1668
Passing Touchdowns: Dustin Vaughan	53
Rushing Touchdowns: Aaron Harris	11
Receiving Touchdowns: Torrence Allen	12
Receptions: Torrence Allen	123
Sacks: Ethan Westbrook	7
Tackles: Taylor McCuller	152
Interceptions: Curtis Slater	5

2014	
Passing Yards: Preston Rabb	2912
Rushing Yards: Jeremy Watson	1342
Receiving Yards: Jeremy Watson	807
Passing Touchdowns: Preston Rabb	19
Rushing Touchdowns: Jeremy Watson	21
Receiving Touchdowns: Jeremy Watson	6
Receptions: Jeremy Watson	58
Sacks: C. James/M. Pierce-Brewster/I. Iosia	3.0
Tackles: Carter James	125
Interceptions: T. Oakley/R. DuPree	2

2015	
Passing Yards: Ethan Brinkley	2157
Rushing Yards: Jeremy Alridge-Mitchell	1296
Receiving Yards: Xavier Amey	775
Passing Touchdowns: Ethan Brinkley	13
Rushing Touchdowns: Jeremy Alridge-Mitchell	16
Receiving Touchdowns: Xavier Amey	6
Receptions: Jarrian Rhone	50
Sacks: Iosia Iosia	6.5
Tackles: Hunter Streuling	90
Interceptions: H. Streuling/D. Merriweather	3

2016	
Passing Yards: Ethan Brinkley	1816
Rushing Yards: Devon Paye	863
Receiving Yards: Junior Pome'e	482
Passing Touchdowns: Ben Arbuckle	15
Rushing Touchdowns: Devon Paye	5
Receiving Touchdowns: Junior Pome'e	9
Receptions: Devon Paye	40
Sacks: Daelin Young	6.5
Tackles: Daelin Young	78
Interceptions: D. Merriweather/R. DuPree	2

2017	
Passing Yards: Justin Houghtaling	1160
Rushing Yards: Warren Witherspoon	669
Receiving Yards: Jordan Johnson	267
Passing Touchdowns: Justin Houghtaling	4
Rushing Touchdowns: Jordan Johnson	3
Receiving Touchdowns: J. Pome'e/J. Daniels	2
Receptions: Jordan Johnson	19
Sacks: Daelin Young	8.0
Tackles: Trevor Myklebust	92
Interceptions: Kevon Thomas	4

2018	
Passing Yards: Justin Houghtaling	1096
Rushing Yards: Duke Carter IV	818
Receiving Yards: Semaj Mitchell	400
Passing Touchdowns: Justin Houghtaling	5
Rushing Touchdowns: Duke Carter IV	8
Receiving Touchdowns: P. Gonzales/J. Johnson	2
Receptions: Semaj Mitchell	34
Sacks: Lance Hyder	4.0
Tackles: Christopher Thomas	104
Interceptions: Tobias Harris	7

2019	
Passing Yards: Nick Gerber	2016
Rushing Yards: Duke Carter IV	651
Receiving Yards: Semaj Mitchell	447
Passing Touchdowns: Nick Gerber	16
Rushing Touchdowns: N. Gerber/J. Johnson	8
Receiving Touchdowns: Semaj Mitchell	6
Receptions: Semaj Mitchell	32
Sacks: E. Collins/G. Johnson	4.5
Tackles: Hayden Dennis	118
Interceptions: Tobias Harris	4

2020 (COVID-19 PANDEMIC)	
Passing Yards: Nick Gerber	1094
Rushing Yards: Khalil Harris	404
Receiving Yards: Chase Sojka	273
Passing Touchdowns: Nick Gerber	9
Rushing Touchdowns: B. Blair/J. Johnson	3
Receiving Touchdowns: Chase Sojka	3
Receptions: Kenneath Redd Jr.	15
Sacks: T. Mosley/C. Jackson	2.5
Tackles: Christopher Thomas	50
Interceptions: Collins/Dennis/Escalante/Booker-Currin	1



2021

Passing Yards: Nick Gerber	2,029
Rushing Yards: Jarrod Compton	604
Receiving Yards: Noah Bogardus	689
Passing Touchdowns: Nick Gerber	14
Rushing Touchdowns: N. Gerber/J. Johnson	6
Receiving Touchdowns: Bogardus/Stephens-Peppers	4
Receptions: Noah Bogardus	38
Sacks: Michael Smith	4.5
Tackles: JT Cavender	108
Interceptions: Tobias Harris	6

ALL-AMERICANS

1950	Gene Mayfield	--	AP
1950	Bill Cross	--	HHF
1955	Joe Brooks	--	NFR
1956	Charles F. Sanders	1st	AP
1957	Charles F. Sanders	--	NFR
1962	Jerry Don Logan	--	NFR
1968	Eugene "Mercury" Morris	1st	SPN
		2nd	UPI
		3rd	AP
1975	Jeff Nunn	1st	AP
1977	Bo Robinson	1st	AP
1977	Reggie McElroy	2nd	AP
1977	William Fifer	2nd	AP
1979	Glen Keller	HM	AP
1979	Kevin Dennis	HM	AP
1979	Steven Hatch	HM	AP
1979	John Holt	HM	AP
1979	Elvin Keller	HM	AP
1980	Elvin Keller	3rd	AP
1985	Stan Carraway	HM	AP
1985	Todd Pearson	2nd	AP
1986	Tod Mayfield	HM	FN
		3rd	AP
1986	Stan Carraway	1st	FN
		1st	KAA
		3rd	AP
1986	Anthony Miller	3rd	AP
		HM	FN
1986	Kevin Brown	HM	AP
1986	Todd Littlejohn	HM	AP
1986	Steve McMurty	HM	AP
1986	J.R. Compton	2nd	AP
		2nd	USAA
1989	Mark Bounds	3rd	USA
1990	Mark Bounds	1st	KAA
1993	Norman White	HM	DRF
1994	Brad Bailey	1st	AP
		1st	FG
		1st	DRF
1994	Brian Hurley	1st	AFCA
		1st	AAFG
		2nd	AP
		HM	DRF
1994	Grady Benton	2nd	DRF
		3rd	FG
1994	Norman White	HM	FG
		HM	DRF
1994	Brian Christian	HM	FG
1994	Duane Joubert	HM	DRF
1995	Jon Mason	1st	AP
		1st	FG
		1st	DRF
		1st	AFQ
1997	Rebert Mack	2nd	AP
		2nd	FG
1998	Franco Glaze	2nd	FG
1999	Kareem Larrimore	1st	FG
2000	DeWayne Miles	1st	FG
		2nd	D2CCA
2002	Chaun Thompson	1st	AP
2004	Pat McCoy	1st	CSR
		1st	AP
		HM	DH
		HM	D2F
2005	PatMcCoy	1st	AFCA
		2nd	D2F
		2nd	DH
2005	Dalton Bell	HM	D2F
		HM	DH
2005	Tonae Martin	HM	D2F
2005	Dejuan Skinner	HM	D2F
2005	Keon Gaither	1st	DH
2006	Jared Brock	1st	AP
		1st	D2CCA
		3rd	DH
		HM	D2F
2006	Charly Martin	2nd	D2CCA
		2nd	DH
		HM	D2F
2006	Dalton Bell	HM	DH
2007	Jared Brock	2nd	AP
		2nd	D2F
		3rd	DH
2007	Keithon Flemming	HM	DH
2007	Kolo Kapanui	1st	AP
		1st	D2CCA
		2nd	D2F
		HM	DH

2007	Charly Martin	HM	D2F
2007	Brandon Swain	1st	AP
		1st	AFCA
		1st	DH
		1st	D2F
2007	Cashmin Thomas	HM	DH
2008	Jared Brock	1st	AP
		1st	AFCA
		1st	DH
		1st	D2F
2008	Charly Martin	1st	AP
		1st	D2CCA
		1st	DH
		1st	D2F
2008	Keith Null	HM	DH
		HM	D2F
2008	J'Marcus Webb	1st	D2F
		3rd	DH
2009	Tae Evans	3rd	DH
2009	Eugene Sims	1st	AFCA
		1st	DH
		2nd	D2F
2009	Broderick Marshall	3rd	DH
2009	J'Marcus Webb	1st	D2F
		2nd	D2CCA
		3rd	DH
2010	Shad Baichtal	3rd	DH
2010	Stephen Burton	HM	D2F
2010	Tae Evans	2nd	DH
		2nd	D2F
2010	Tyson Williams	3rd	DH
2012	Sergio Castillo	1st	D2CCA
		1st	AP
		1st	BSN
		HM	D2F
2012	Manase Foketi	1st	D2CCA
		1st	AP
		1st	D2F
		1st	BSN
		--	AFCA
2012	Tyrell Higgins	3rd	BSN
2012	Khiry Robinson	2nd	D2F
		2nd	BSN
2012	Dustin Vaughan	2nd	D2F
		3rd	BSN
2012	Ethan Westbrook	1st	D2CCA
		1st	AP
		1st	D2F
		1st	BSN
2013	Torrence Allen	1st	D2CCA
		1st	BSN
2013	Sergio Castillo	1st	D2CCA
		1st	BSN
2013	Terrance Harris	2nd	D2CCA
2013	Taylor McCuller	1st	D2CCA
		1st	BSN
		3rd	AP
2013	Curtis Slater	1st	BSN
		2nd	D2CCA
2013	Kevin VanVorvis	1st	BSN
2013	Dustin Vaughan	--	AFCA
		1st	D2CCA
		1st	BSN
2013	Craig Watts	1st	D2CCA
		1st	BSN
		3rd	AP
2013	Ethan Westbrook	2nd	AP
2014	Conner Hollabaugh	2nd	D2CCA
		HM	D2F
2014	Jeremy Alridge-Mitchell	HM	D2F
		HM	DH
2014	Torian Oakley	3rd	BSN
2015	Felipe Parra	3rd	DH
		HM	D2F
2015	Alex Tucci	2nd	DH
2015	Jeremy Alridge-Mitchell	2nd	DH
2018	John Cummings	2nd	D2CCA
2019	Tobias Harris	1st	AFCA
		2nd	AP
		HM	D2F
2021	Tobias Harris	1st	AFCA

AP - Association Press, HHF - Helms Hall of Fame, NFR - Williamson National Football Rating System, SPN - Sporting News, FN - Football News, USAA - U.S. Achievement Academy, USA - USA Today, KAA - Kodak All-American, DRF - Dr. C.M. Frank, AFCA - American Football Coaches Association, AAFG - All-American Football Gazette, AFO - American Football Quarterly, D2CCA - Division II Conference Commissioners Association, DH - Don Hansen, D2F, D2Football.com, CSR - CollegeSportsReport.com, BSN - Beyon Sports Network

D2CCA DEFENSIVE PLAYER OF THE YEAR

2012 Ethan Wesbrooks

REGIONAL COACH OF THE YEAR

2012 Don Carthel

HARLON HILL VOTING

1994 Grady Benton (5th)
2012 Dustin Vaughan (Finalist)
2013 Dustin Vaughan (2nd)

ACADEMIC HONORS - COSIDA

1983 Barry Johnson
1993 Darren Hofferichter
1993 Michael Moore
1994 Brad Bailey
1995 Jon Mason
1997 Rebert Mack
1998 Bret Leathers
2003 Chad Kennedy
2004 Chad Kennedy
2007 Jared Brock
2007 Charly Martin
2007 Keith Null
2007 Kolt Kittley
2007 Matt Manley
2008 Jared Brock
2008 Charly Martin
2008 Keith Null
2012 John McSheffery
2012 Aaron Mullane
2012 Nathan Slaughter
2012 Dustin Vaughan
2013 John McSheffery
2013 Nathan Slaughter
2013 Dustin Vaughan
2016 Dillon Vaughan
2017 Dillon Vaughan
2018 John Cummings
2019 Brandon Blair
2021 Brandon Blair

COSIDA ACADEMIC PLAYER OF THE YEAR

2012 Dustin Vaughan

NCAA POST-GRADUATE SCHOLARSHIPS

1974 Ben Bentley
1982 Kevin Erick Dennis
2012 Aaron Mullane
2013 Dustin Vaughan

ALL-CONFERENCE

Missouri Valley Conference (1971-1985)

1971	Billy Pritchett	FB				Johnny Turner	DL	HM	Aubrey Lacy	RB	HM	Kyle Thomas	DE	1st		
1972	Gary Fennel	OT				Cedric Buckley	LB	HM	Cheyenne Smith	WR	HM	Shad Baichtol	OLB	1st		
1973	Gary Fennel	OT				Ray Collier	DB	HM	Darrell Lewis	DL	HM	Tae Evans	CB	1st		
1974	Alton Cranford	C			1990	Andy Gowell	DB	HM	Adam St. Clair	LB	HM	Caleb Randolph	CB	1st		
	Bruce Davis	LB				Keith Miller	WR	1st	Chad Webster	LB	HM	Curtis Jefferson	S	1st		
	Tracey Dickson	WR				Mark Bounds	P	1st	2004	Derek Maupin	QB	1st	Dan Sherwood	DS	1st	
	Floyd Jones	DT				Maurice Hobson	DL	2nd	Pat McCoy	OT	1st	Brittan Golden	WR	2nd		
	Rick Mordecai	DB				Cedric Buckley	LB	HM	Dominique Bibben	FB	2nd	Hector Rodriguez	C	2nd		
	Merced Solis	TE			1995	Grady Benton	QB	HM	Anthony Armstrong	WR	2nd	Dishon Robertson	DT	2nd		
1975	John Ayers	DT				Carlos Artis	WR	HM	Tonae Martin	WR	2nd	Kyle Voss	DT	2nd		
	John Jacobi	OT				Duane Joubert	WR	HM	Adam Shaw	LB	2nd	Jordan Smith	S	2nd		
	Michael Delson	DB				Norman White	RB	HM	Dominique Carter	DB	2nd	Taylor Harris	QB	HM		
	Jeff Lloyd	OT				Brian Hurley	OT	HM	Nick Ashley	C	HM	Isaiah Lewis	OG	HM		
	Jeff Nunn	LB				Chuck Jordan	C	HM	2005	Tonae Martin	WR	1st	Dan Sherwood	OT	HM	
1976	William Fifer	OT				William Thomas	DL	HM	DeJuan Skinner	OG	1st	Tommy Hampton	RS	HM		
	Robert Mayberry	RB			1996	Devron Williams	DL	1st	Patrick McCoy	OT	1st	Rashad Sanders	DE	HM		
	Tommy Mills	DB				Rebert Mack	DB	1st	Dalton Bell	QB	2nd	Kevin McCluskey	OLB	HM		
	Jeff Nunn	LB				Nate Sanchez	OT	HM	Ramon Perry	WR	2nd					
	Bo Robinson	FB				William Thomas	DL	HM	Max Steward	LB	2nd					
						Caleb Holt	DL	HM	Keon Gaither	DB	2nd	2011	Brittan Golden	WR	1st	
1977	William Fifer	OT				Tony Freeman	LB	HM	Joe Harris	RB	HM	Hector Rodriguez	C	1st		
	George Henning	DE				Rodney Mc Curry	DB	HM	Jonathan Lockett	TE	HM	Sergio Castillo	K	1st		
	Curtis Lofton	DB				Clifford Douglas	DB	HM	Nick Ashley	C	HM	Dishon Roberston	DT	1st		
	Bo Robinson	FB			1997	DeWayne Miles	RB	1st	Jacob Felton	K	HM	Tyrell Higgins	DT	1st		
	Larry Spears	LB				Michael Becker	K	1st	Darrell Lewis	DL	HM	Caleb Randolph	CB	1st		
1978	Carl Birdsong	P				Robert Mack	DB	1st	2006	Charly Martin	WR	1st	Curtis Jefferson	S	1st	
	Curtis Lofton	DB				Kory Jones	WR	2nd	Jason Jones	RS	1st	Kevin VanVorvis	P	1st		
	Bo Robinson	FB				Jamaal Kizziee	OT	2nd	Steve Allen	ILB	1st	Aaron Mullane	OG	2nd		
1979	Milton Baker	TE				Franco Glaze	DL	2nd	Jared Brock	OLB	1st	Anthony Scott	ILB	2nd		
	Kevin Dennis	OG				Kevin Francis	LB	2nd	Cort Johnson	P	1st	Kevin McCluskey	OLB	2nd		
	Steve Hatch	OG				Richard Rowe	WR	HM	Donalton Johnson	WR	2nd	Aaron Wampler	DS	2nd		
	John Holt	DB				Sterling Bowman	C	HM	Jonathan Bell	QB	2nd	Dustin Vaughan	QB	HM		
	Elvin Keller	DT				Prentice Taylor	DB	HM	Maurice White	RB	2nd	Lance Ratliff	WR	HM		
	Glen Keller	C			1998	DeWayne Miles	RB	1st	Shaun-Scott Jones	WR	2nd	Nathan Slaughter	WR	HM		
1980	Elvin Keller	DT				Franco Glaze	DL	1st	Kolo Kapanui	TE	2nd	Craig Watts	OG	HM		
	Larry Martin	P				Randy Chappel	DB	1st	Nick Ashley	C	2nd	Tonny Hampton	RS	HM		
	Mike Nelson	DE				Kareem Larrimore	DB	1st	Nichy Searce	DT	2nd	Sim Kuli	DE	HM		
1981	Elvin Keller	DT				Antonio Harrison	WR	2nd	Darnell Johnson	S	2nd	Maurice Caldwell	CB	HM		
	Reggie McElroy	OT				Patrick Strambler	RB	2nd	Ramon Perry	WR	HM	Jordan Smith	S	HM		
1982	Curtis Bennett	WR				Jason Gamble	OG	2nd	Jonathan Granger	DE	HM	2012	Aaron Mullane	OG	1st	
	Mark Manley	TE				Chris Brown	OT	2nd	Don Hooks	CB	HM	Manase Foketi	OT	1st		
1983	David Wood	P				Kyle Duncan	K	2nd	2007	Keithon Flemming	RB	1st	Torrence Allen	WR	1st	
	Willard Goff	DT				Germaine Gaspard	LB	2nd	Charly Martin	WR	1st	Dustin Vaughan	QB	1st		
1984	David Wood	WR				Gary Thomas	QB	HM	Kolo Kapanui	TE	1st	Khiry Robinson	RB	1st		
	Willard Goff	DT				B.J. Carlton	TE	HM	Brandon Swain	DE	1st	Sergio Castillo	K	1st		
	Norman Bell	LB				Marcus Holmes	C	HM	Jared Brock	OLB	1st	Khiry Robinson	RS	1st		
	Kevin Brown	P				Eric Rosette	DL	HM	Cashmin Thomas	CB	1st	Tyrell Higgins	DT	1st		
1985	Stan Carraway	WR				Kevin Francis	LB	HM	Bret Jones	S	1st	Ethan Westbrook	DE	1st		
	Anthony Miller	LB				Brian Humphrey	DB	HM	Patrick Schwenke	OG	2nd	Curtis Slater	S	1st		
	Todd Littlejohn	DB				Bret Leathers	P	HM	Ryan Glenday	C	2nd	Craig Watts	OG	2nd		
	Kevin Ludwig	DB				2000	DeWayne Miles	RB	1st	Jon Roberts	K	2nd	Casey O'Conner	C	2nd	
	Tony Alexander	WR				Kareem Larrimore	DB	1st	Eldon Roberston	DT	2nd	Lance Ratliff	WR	2nd		
	Lou Serrano	OG				Kevin Brinkley	P	1st	Steve Allen	ILB	2nd	Bryan Johnson	DE	2nd		
	James Morton	RB				DeWayne Miles	RB	2nd	Eldon Grimsliid	OLB	2nd	Taylor Mcculler	ILB	2nd		
						Justin Schantz	TE	2nd	Arseel Shakoor	CB	2nd	Torrian Oakley	CB	2nd		
						Richard Bailey	OG	2nd	Darnell Johnson	S	2nd	Ramon Lopez	DS	2nd		
						Brian Thompson	DL	HM	Dan Sherwood	OT	HM	Patrick Ward	OT	HM		
						Chau Thompson	LB	HM	AJ Ruffins	WR	HM	Trevor Hammergren	TE	HM		
						Otis Griffin	DB	HM	Keith Null	QB	HM	Nathan Slaughter	WR	HM		
									Wayne McKnight	FB	HM	Aaron Wampler	DT	HM		
									2008	Charly Martin	WR	1st	Kyle Voss	ILB	HM	
									J'Marcus Webb	OT	1st	Chris Olson	OLB	HM		
									Broderick Marshall	DT	1st	Dwight Morrison	CB	HM		
									Jared Brock	OLB	1st	Jordan Smith	S	HM		
									Bralon Davis	CB	1st	Kevin VanVorvis	P	HM		
									Darnell Johnson	S	1st					
									Keith Null	QB	2nd	2013	Craig Watts	OG	1st	
									Keithon Flemming	RB	2nd	Terrence Harris	OT	1st		
									Seth Hayden	WR	2nd	Torrence Allen	WR	1st		
									Devo Dorsey	OG	2nd	Anthony Johnson	WR	1st		
									Tommy Crowley	C	2nd	Dustin Vaughan	QB	1st		
									James Chandler	K	2nd	Sergio Castillo	K	1st		
									Wayne McKnight	RS	2nd	Nathan Slaughter	RS	1st		
									Eugene Sims	DE	2nd	Ethan Westbrook	DE	1st		
									Eldon Grimsliid	ILB	2nd	Taylor McCuller	ILB	1st		
									Curtis Jefferson	S	2nd	Bryan Johnson	OLB	1st		
									2009	Keithon Flemming	RB	1st	Curtis Slater	S	1st	
									J'Marcus Webb	OT	1st	Kevin VanVorvis	P	1st		
									Broderick Marshall	DT	1st	Ramon Lopez	DS	1st		
									Eugene Sims	DE	1st	Aaron Harris	RB	2nd		
									Bryan Braman	OLB	1st	Alex Tucci	DT	2nd		
									Tae Evans	CB	1st	Kyle Voss	ILB	2nd		
									Curtis Jefferson	S	1st	Jace Jackson	TE	HM		
									Jon loane	OG	2nd	LaPear Wilrich	DT	HM		
									James Chandler	K	2nd	Patrick Youngman	OLB	HM		
									Taylor Harris	QB	HM	Torian Oakley	CB	HM		
									Anthony Scott	ILB	HM	John McSheffery	S	HM		
									Jordan Smith	S	HM					
									2010	Kelvin Thompson	RB	1st	2014	Arthur Fatu	OG	1st
									Stephen Burton	WR	1st	Stan Hasiak	OT	1st		
									Tyson Williams	WR	1st	Jeremy Watson	WR	1st		
									Sergio Castillo	K	1st	Jeremy Alridge-Mitchell	RB	1st		
												Marcus Pierce-Brewster	OLB	1st		
												Torian Oakley	CB	1st		
												Ethan Morriss	S	1st		
												Alex Mitchell	OG	2nd		
												Austin Carson	C	2nd		
												Connor Hollabaugh	K	2nd		
												Alex Tucci	DT	2nd		

ALL-CONFERENCE

Lone Star Conference (1986-Present)

1986	Tod Mayfield	QB	1st											
	Stan Carraway	WR	1st											
	Steve McMurtry	OT	1st											
	Anthony Miller	LB	1st											
	Todd Littlejohn	DB	1st											
	Kevin Brown	P	1st											
	J.R. Compton	RB	2nd											
	Votie Patterson	WR	2nd											
	Kyle Carter	K	2nd											
	Blake Garnard	DB	2nd											
	Joe Davis	RB	HM											
	Mark David	OG	HM											
	Lou Serrano	OG	HM											
	Damon Hogan	C	HM											
	Joe Yankovich	LB	HM											
1987	Chris Anderson	OT	1st											
	Alondra Johnson	LB	1st											
	Robert Johnson	DB	1st											
	Newt Harrell	OG	2nd											
	J.R. Compton	RB	2nd											
	Sean Frederiksen	P	2nd											
	David Newman	DL	2nd											
	Damon Hogan	C	HM											
	Herman West	TE	HM											
	Michael Washington	WR	HM											
	Maurice Hobson	DL	HM											
	Cleve Maartman	LB	HM											
1988	Rich Stephens	WR	2nd											
	Herman West	TE	2nd											
	Maurice Hobson	DL	2nd											
	Doak Taylor	QB	HM											
1989	Chris Christian	TE	2nd											
	Mark Bounds	P	2nd											
	Keith Miller	WR	HM											

	Carter James	ILB	2nd
	Patric Youngman	ILB	2nd
	LaPear Willich	DT	HM
	Iosia Iosia	DE	HM
	Elliot Moore	P	HM
	Josh Beal	DS	HM
2015	Jeremy Alridge-Mitchell	RB	1st
	Alex Tucci	DT	1st
	John Sheehy	OLB	1st
	Hunter Streuling	S	1st
	Felipe Parra	P	1st
	Austin Carson	C	2nd
	Xavier Amey	WR	2nd
	Jarrian Rhone	RS	2nd
	Iosia Iosia	DE	2nd
	RaShawn DuPree	CB	2nd
	Davontae Merriweather	S	2nd
	Conner Hollabaugh	K	HM
	LaPear Willich	DT	HM
	Jacob Laguna	DT	HM
	Trevor Myklebust	ILB	HM
	Carter James	ILB	HM
	Tevin Creeks	CB	HM
	Ethan Morriss	S	HM
	Josh Beal	DS	HM
2016	LA Dawson	CB	1st
	Davontae Merriweather	S	1st
	Austin Carson	C	2nd
	Junior Pomee	WR	2nd
	Devon Paye	RB	2nd
	Daelin Young	DE	2nd
	Travis Vornkahl	OT	HM
	Conner Hollabaugh	K	HM
	PJ Leonce	WR	HM
	Gerred Johnson	DT	HM
	Solomon Perdue	DT	HM
	Alex Olson	ILB	HM
	Hayden Dennis	ILB	HM
	Austin Williams	OLB	HM
	John Cummings	P	HM
	Chazz Slatinsky	S	HM
2017	Jordan Johnson	FB	1st
	John Cummings	P	1st
	Alex Schrag	K	2nd
	Daelin Young	OLB	2nd
	Dillon Vaughan	OT	HM
	Travis Vornkahl	OT	HM
	Lance Hyder	DE	HM
	Solomon Perdue	DT	HM
2018	John Cummings	P	1st
	Duke Carter IV	RB	2nd
	Travis Vornkahl	OT	2nd
	Eric Collins	OLB	2nd
	Tobias Harris	DB	HM
	Tobias Harris	RS	HM
	Gerred Johnson	DE	HM
	Semaj Mitchell	WR	HM
	Lance Hyder	DE	HM
2019	Jordan Johnson	TE	1st
	Gerred Johnson	DE	1st
	Eric Collins	LB	1st
	Frank Honang	LB	1st
	Brock Gerlich	DS	1st
	Parker Hanna	OL	2nd
	Tobias Harris	RS	2nd
	Tobias Harris	DB	2nd
	Duke Carter IV	RB	HM
	Hayden Dennis	LB	HM
2021	JT Cavender	LB	1st
	Eric Collins	LB	1st
	Tobias Harris	DB	1st
	Jacobi Lott	OL	1st
	Noah Bogardus	WR	2nd
	Jarrod Compton	RB	2nd
	Satched Elcalante	DB	2nd
	Jordan Johnson	TE	2nd
	Jeremie Karngbaye	TE	2nd
	Zane Madison	OL	2nd
	Adam Alcorta	OL	HM
	Nick Gerber	QB	HS
	Parker Hanna	OL	HM
	Hesston Marshall	ATH	HM
	Xavier Rivera	DL	HM
	Chris Thomas	LB	HM

FRESHMAN OF THE YEAR

1988	Rich Stephens
1997	DeWayne Miles
2007	Keithon Flemming
2013	Patric Youngman
2014	Carter James
2018	Tobias Harris
2021	JT Cavender

OFFENSIVE PLAYER OF THE YEAR

1977*	Bo Robinson
2012	Dustin Vaughan
2013	Dustin Vaughan

DEFENSIVE PLAYER OF THE YEAR

1977*	George Henning
2012	Ethan Westbrooks

NEWCOMER OF THE YEAR

1972*	Cole Fraley
1975*	Anthony Dugan
1981*	Victor McGhee

OFFENSIVE BACK OF THE YEAR

1986	Tod Mayfield
2012	Khiry Robinson

WIDE RECEIVER OF THE YEAR

2003	Anthony Armstrong
2008	Charly Martin
2012	Torrence Allen

OFFENSIVE LINEMAN OF THE YEAR

2004	Pat McCoy
2013	Craig Watts

DEFENSIVE LINEMAN OF THE YEAR

2007	Brandon Swain
------	---------------

LINEBACKER OF THE YEAR

2002	Chaun Thompson
2008	Jared Brock
2013	Taylor McCuller
2021	JT Cavender

DEFENSIVE BACK OF THE YEAR

2010	Tae Evans
2013	Curtis Slater
2014	Torian Oakley

COACH OF THE YEAR

1977*	Bill Yung
1979*	Bill Yung
1985*	Bill Kelly
1986	Bill Kelly

* Missouri Valley Conference

ALL-ACADEMIC

2001	Rick Leach
2001	John Ayers
2001	Jared Hammett
2001	Charlie Langston
2001	Kent Riker
2001	Derek Turner
2002	Rick Leach
2002	Anthony May
2002	Chad Kennedy
2002	Bret Goad
2002	Jared Hammett
2002	Charlie Langston
2002	Kent Riker
2002	Adam Shaw
2003	Chad Kennedy
2003	Derek Maupin
2003	Anthony May
2003	Adam Shaw
2003	Chris Snapp
2003	Thomas Roberts
2004	Chad Kennedy
2004	Derek Maupin
2004	Adam Shaw
2005	Nick Ashley
2006	Jared Brock
2006	Charly Martin
2006	Nick Ashley
2007	Keith Null
2007	Kolt Kittley
2007	Jared Brock
2007	Charly Martin
2007	Mark Ford
2008	Charly Martin
2008	Keith Null
2008	Jared Brock
2011	Dustin Vaughan
2011	Aaron Mullane
2012	Dustin Vaughan
2012	Nathan Slaughter
2012	Aaron Mullane
2012	Aaron Wampler
2013	Dustin Vaughan
2013	John McSheffery
2013	Chris Olson
2014	Preston Rabb
2015	Word Hudson
2015	Garrett Neuman
2016	Garrett Neuman
2016	Dillon Vaughan
2017	Dillon Vaughan
2017	Michael Whitfield
2018	John Cummings
2018	Michael Whitfield
2021	Brandon Blair

ACADEMIC PLAYER OF THE YEAR

2007	Keith Null
2008	Charly Martin
2012	Dustin Vaughan
2013	Dustin Vaughan
2017	Dillon Vaughan
2021	Brandon Blair

SCHOLAR ATHLETE OF THE YEAR

2012	Dustin Vaughan
2013	Dustin Vaughan



	AT WT	TEAM(S)
George Allen	1964-65	Houston Oilers
Torrence Allen	2010-13	San Diego Chargers
Geremy Alridge-Mitchell	2012-15	New Orleans Saints
Marc Andrews	1966-67	San Diego Chargers
Ralph Anderson	1968-70	Pittsburgh Steelers New England Patriots
Ray Armentrout	1964-65	Edmonton Eskimos*
Anthony Armstrong	2001-04	Miami Dolphins Washington Redskins Jacksonville Jaguars Cleveland Browns
John Ayers	1973-75	Denver Broncos San Francisco 49ers
Dag Azam	1967-69	Los Angeles Rams
Milton Baker	1978-81	Washington Redskins
Dalton Bell	2003-06	Green Bay Packers Seattle Seahawks Carolina Panthers Toronto Argonauts*
Carl Birdsong	1977-78	St. Louis Rams
Cloyce Box	1946-48	Detroit Lions
Bill Bradley	1960-61	San Diego Chargers
Bryan Braman	2009	Houston Texans Philadelphia Eagles
Larry Brazon	1967-68	New York Giants
Carl Brown	1971-73	Kansas City Chiefs
Kevin Brown	1983-86	Chicago Bears
Ray Brown	1968-70	Atlanta Falcons
Willie Brown	1967-68	Washington Redskins
Tom Brownfield	1972-73	Miami Dolphins
Stephen Burton	2009-10	Minnesota Vikings Jacksonville Jaguars
Jimmy Campbell	1965-67	San Diego Chargers
Sergio Castillo	2010-13	Atlanta Falcons Winnipeg Blue Bombers* Ottawa Redblacks* Hamilton Tiger-Cats* BC Lions* New York Jets Edmonton Elks
Tommy Coffey	1956-58	Edmonton Eskimos*
J.R. Compton	1987-88	New York Giants
Bill Cross	1947-50	Chicago Cardinals
Tracy Dickson	1972-74	Dallas Cowboys
A.Z. Drones	1967-68	Los Angeles Rams
Bobby Cuncum	1964-66	Los Angeles Rams
Jerry Epps	1959	Edmonton Eskimos*
William Fifer	1973-77	Detroit Lions
Gary Finell	1972-74	San Diego Chargers
Manase Foketi	2012	Denver Broncos Buffalo Bills New Orleans Saints
Terry Funk	1964-66	Kansas City Chiefs
Dave Gasser	1965-66	Edmonton Eskimos*
Franco Glaze	1997-98	Calgary Stampeders*
Willard Goff	1983-84	Atlanta Falcons
Frank Goodish	1967	Toronto Argonauts* Washington Redskins
Brittan Golden	2007-11	Chicago Bears Jacksonville Jaguars Arizona Cardinals New York Giants
Percy Green	1965-66	Detroit Lions
Robin Ham	1980-82	Cleveland Browns
Stan Hansen	1968-70	Baltimore Ravens
Newt Harrell	1988-89	Los Angeles Raiders
Antonio Harrison	1988-89	San Francisco 49ers
Steve Haterius	1965-67	Toronto Argonauts
Floyd Headen	2006-07	Tampa Bay Buccaneers
Carl Heiman	1967-68	BC Lions*
Darryl Hemphill	1978-81	Denver Broncos
Ed Holwig	1970-71	BC Lions*
John Holt	1977-80	Indianapolis Colts Tampa Bay Buccaneers
Mike Hrnrcir	1970-71	BC Lions*
Iosia Iosia	2014-15	Tennessee Titans Arizona Cardinals Denver Broncos
John Jacobi	1973-75	Philadelphia Eagles
Alonda Johnson	1986-87	BC Lions* Calgary Stampeders*
Bryan Johnson	2012-13	Buffalo Bills
Cort Johnson	2006-08	San Diego Chargers
Bryon Jones	1967-68	New York Giants
Floyd Jones	1974-75	Edmonton Eskimos*
Duane Joubert	1992-95	Calgary Stampeders*
Kolo Kapanui	2006-07	Cleveland Browns
Glen Keller	1976-79	Atlanta Falcons
Bob Kelley	1950-51	Philadelphia Eagles
Mershel Kelson	1974-75	Tampa Bay Buccaneers
Tom Krempasky	1964-66	New York Giants
Doug Kriewald	1964-66	Chicago Bears
Kareem Larrimore	1998-99	Dallas Cowboys
Jeff Lloyd	1973-75	Seattle Seahawks
Jerry Logan	1960-62	Baltimore Colts

	AT WT	TEAM(S)
Robert Mack	1995-97	Baltimore Ravens
Tanner Marsh	2008-11	Montreal Alouettes*
Charly Martin	2004-08	Seattle Seahawks Carolina Panthers San Diego Chargers San Francisco 49ers Jacksonville Jaguars
Ray McCowan	1958-60	Pittsburgh Steelers
Pat McCoy	2004-05	Atlanta Falcons Philadelphia Eagles
Taylor McCuller	2010-13	New England Patriots
Reggie McElroy	1978-82	New York Jets
Bill McKinney	1969-71	Kansas City Chiefs
DeWayne Miles	1997-00	Detroit Lions Minnesota Vikings
Rick Mordecai	1973-74	Green Bay Packers
James Morton	1986-88	Tampa Bay Buccaneers
Eugene "Mercury" Morris	1966-68	Miami Dolphins
Allen Mullins	1972-74	Dallas Cowboys
Russell Mundy	1962-64	Houston Oilers
Don Nava	1973-74	Kansas City Chiefs
Keith Null	2005-08	St. Louis Rams Jacksonville Jaguars Carolina Panthers
Albie Owens	1966-68	Houston Oilers New York Jets
Votie Patterson	1985-87	Chicago Bears
Pete Pedro	1961-63	New England Patriots
Jim Perry	1963	Minnesota Vikings
Bob Petrich	1961-62	San Diego Chargers
Markus Pierce-Brewster	2014	New Orleans Saints
Jesse Powell	1966-68	Miami Dolphins
Billy Pritchett	1971-73	Cleveland Browns
Chris Olson	2009-13	BC Lions*
Roland Reichardt	1968-69	Los Angeles Rams
Jerry Richardson	1961-63	San Francisco 49ers
Bo Robinson	1975-78	Detroit Lions
Khiry Robinson	2011-12	New Orleans Saints New York Jets Toronto Argonauts*
Pat Schwenke	2005-07	Tampa Bay Buccaneers
Eugene Sims	2008-09	St Louis/Los Angeles Rams
Dejuan Skinner	2004-05	Philadelphia Eagles
Nathan Slaughter	2010-13	Houston Texans Jacksonville Jaguars Arizona Cardinals
Merced Solis	1972-74	Kansas City Chiefs BC Lions*
Dick Stamier	1965	Hamilton Tiger-Cats*
Dave Szymakowski	1965-67	New Orleans Saints
Ray Taupule	1999-00	Detroit Lions
Duane Thomas	1967-68	Dallas Cowboys
Chaun Thompson	1998-02	Cleveland Browns Houston Texas Baltimore Colts
Olan Thompson	1968-70	Baltimore Colts
Ralph Thompson	1969-70	New Orleans Saints
Rocky Thompson	1968-71	New York Giants
Frank Thrasher	1960-61	Calgary Stampeders*
Bill Uzzolino	1964-65	Hamilton Tiger-Cats*
John Varnell	1960-62	Houston Oilers
Dustin Vaughan	2010-13	Dallas Cowboys Pittsburgh Steelers Baltimore Ravens
Travis Vorkkahl	2015-18	Saskatchewan Roughriders* Cleveland Browns Washington Redskins Indianapolis Colts Hamilton Tiger-Cats*
Butch Waltersheid	1963-66	Washington Redskins
Curley Watters	1966-68	Denver Broncos
Craig Watts	2010-13	San Diego Chargers New York Jets Chicago Bears
J'Marcus Webb	2008-09	Minnesota Vikings Kansas City Chiefs Oakland Raiders Seattle Seahawks Indianapolis Colts Miami Dolphins
Earl West	1962-64	St. Louis Rams
Ethan Westbrook	2012-13	St. Louis/Los Angeles Rams Oakland Raiders San Francisco 49ers
Ted Wheeler	1964-66	St. Louis Rams
Devron Williams	1995-96	Tennessee Titans
Bruce Womak	1947-50	Detroit Lions
Burl Wood	1965-66	New England Patriots
David Wood	1965-66	New England Patriots
Earl Wood	1965-66	Saskatchewan Roughriders*
Mike Zuffuto	1966-67	San Diego Chargers

BOLD indicates active players in NFL/CFL as of August 2, 2022

*Canadian Football League (CFL)

2005 NCAA FIRST ROUND
 Nov. 19, 2005 – Canyon, Texas

#23 Pittsburg State 7 14 7 13 = 41
 #7 West Texas A&M 0 3 0 0 = 3

PITT - Race 1-yard run (Alleman kick)
 PITT - Barta 4-yard pass from Majors (Alleman kick)
 PITT - Majors 5-yard run (Alleman kick)
 WT - Felton 43-yard field goal
 PITT - Bean 1-yard run (Alleman kick)
 PITT - Alleman 20-yard field goal
 PITT - Majors 3-yard run (Alleman kick)
 PITT - Alleman 31-yard field goal
Attendance: 8,510

2006 NCAA FIRST ROUND
 Nov. 18, 2006 – Canyon, Texas

#22 Abilene Christian 3 3 14 0 0 = 27
 #7 West Texas A&M 0 0 6 21 3 = 30

ACU - Adams 26-yard field goal
 ACU - Adams 20-yard field goal
 ACU - Brock 15-yard pass from Malone (Adams kick)
 WT - Martin 25-yard pass from Bell (Roberts kick failed)
 ACU - Manning 31-yard pass from Malone (Adams kick)
 WT - Bell 1-yard run (failed conversion)
 ACU - Minner 76-yard run (Adams kick)
 WT - Martin 13-yard pass from Bell (Martin pass from Bell)
 WT - Perry 50-yard pass from Bell (Roberts kick)
 WT - Roberts 20-yard field goal
Attendance: 4,448

2006 NCAA SECOND ROUND
 Nov. 25, 2006 – Chadron, Neb.

#9 West Texas A&M 14 3 0 0 = 17
 #7 Chadron State 7 5 17 14 = 43

WT - Scott-Jones 2-yard pass from Bell (Roberts kick)
 CSC - Woodhead 22-yard run (Atter kick)
 WT - Martin 2-yard pass from Bell (Roberts kick)
 WT - Roberts 29-yard field goal
 CSC - Atter 35-yard field goal
 CSC - Team safety
 CSC - Woodhead 8-yard pass from Hidrogo (Atter kick)
 CSC - Woodhead 8-yard run (Atter kick)
 CSC - Atter 35-yard field goal
 CSC - Woodhead 2-yard run (Atter kick)
 CSC - Schommer 11-yard run (Atter kick)
Attendance: 5,000

2007 NCAA FIRST ROUND
 Nov. 17, 2007 – Canyon, Texas

#25 Washburn 7 7 15 10 = 39
 #4 West Texas A&M 0 0 28 12 = 40

WU - Butler 1-yard run (Knight kick)
 WU - Lebhan 19-yard pass from Brill (Knight kick)
 WT - Roberts 33-yard field goal
 WU - Cole 26-yard pass from Brill (Knight kick)
 WT - Vickers 30-yard pass from Null (Kapanui rush failed)
 WT - Vickers 79-yard pass from Null (Roberts kick blocked)
 WU - Mosley 30-yard run (Walker pass from Wilhoite)
 WT - Johnson 10-yard pass from Null (Roberts kick)
 WT - Clark 31-yard pass from Null (Roberts kick blocked)
 WU - Wilhoite 27-yard INT return (Knight kick)
 WT - Vickers 13-yard pass from Null (Null pass INT)
 WU - O'Neal 36-yard field goal
 WT - Kapanui 3-yard pass from Null (Null pass failed)
Attendance: 8,823

2007 NCAA SECOND ROUND
 Nov. 24, 2007 – Maryville, Mo.

#4 West Texas A&M 7 14 0 7 = 28
 #5 Northwest Missouri 21 14 14 7 = 56

NWMSU - Wright 29-yard pass from Osborn (Frevort kick)
 NWMSU - Omon 3-yard run (Frevort kick)
 WT - McKnight 1-yard run (Roberts kick)
 NWMSU - Omon 1-yard run (Frevort kick)
 NWMSU - Foster-Rettig 89-yard INT return (Frevort kick)
 WT - Martin 9-yard pass from Null (Roberts kick)
 NWMSU - Omon 9-yard run (Frevort kick)
 WT - Martin 10-yard pass from Null (Roberts kick)
 NWMSU - Omon 13-yard run (Frevort kick)
 NWMSU - Urun-Eke 0-yard fumble recovery (Frevort kick)
 WT - Swain 18-yard INT return (Roberts kick)
 NWMSU - Termini 66-yard INT return (Frevort kick)
Attendance: 4,713

2008 NCAA FIRST ROUND
 Nov. 15, 2008 – Canyon, Texas

#8 Central Washington 7 14 14 7 = 42
 #9 West Texas A&M 8 27 14 0 = 49

CWU - Bronson 9-yard pass from Reilly (Rolsma kick)
 WT - Martin 58-yard pass from Null (Brock rush)
 WT - Flemming 1-yard run (Chandler kick)
 CWU - Spevak 16-yard pass from Reilly (Rolsma kick)
 WT - Flemming 6-yard run (Chandler kick)
 WT - Hayden 35-yard pass from Null (Chandler kick)
 WT - Hayden 71-yard pass from Null (Chandler kick)
 CWU - Spevak 16-yard pass from Reilly (Rolsma kick)
 WT - Flemming 15-yard run (Chandler kick)
 CWU - Reilly 2-yard run (Rolsma kick)
 CWU - Spevak 23-yard pass from Reilly (Rolsma kick)
Attendance: 6,795

2008 NCAA SECOND ROUND
 Nov. 22, 2008 – Abilene, Texas

#9 West Texas A&M 14 20 20 14 = 68
 #2 Abilene Christian 21 21 37 14 = 93

ACU - Gates 65-yard pass from Malone (Adams kick)
 WT - Johnson 6-yard pass from Null (Chandler kick)
 ACU - Gates 33-yard run (Adams kick)
 WT - McKnight 85-yard kick off return (Chandler kick)
 ACU - Scott 19-yard run (Adams kick)
 WT - Ruffins 11-yard pass from Null (Chandler kick)
 ACU - Scott 54-yard run (Adams kick)
 WT - Chandler 22 yard field goal
 ACU - Scott 64-yard run (Adams kick)
 WT - Martin 46-yard pass from Null (Chandler kick)
 ACU - Ferguson 43-yard pass from Malone (Adams kick)
 WT - Chandler 36-yard field goal
 ACU - Knox 27-yard pass from Malone (Stewart rush)
 WT - Flemming 19-yard run (Null pass failed)
 ACU - Scott 2-yard run (Adams kick)
 WT - Martin 46-yard pass from Null (Chandler kick)
 ACU - Scott 39-yard pass from Malone (Adams kick)
 ACU - Scott 44-yard run (Stewart rush)
 WT - Martin 64-yard pass from Null (Chandler kick)
 ACU - Scott 44-yard run (Adams kick)
 ACU - Holloway 6-yard pass from Malone (Adams kick)
 WT - Martin 1-yard pass from Null (Chandler kick)
 ACU - Keeling 10-yard pass from Malone (Adams kick)
 WT - Martin 52-yard pass from Null (Chandler kick)
Attendance: 11,797

2010 NCAA FIRST ROUND
 Nov. 20, 2010 – Warrensburg, Mo.

#14 West Texas A&M 0 7 14 14 = 35
 #8 Central Missouri 21 14 20 0 = 55

UCM - Mason 5-yard pass from Czerniewski (Jamieson kick)
 UCM - Stewart 48-yard pass from Czerniewski (Jamieson kick)
 UCM - Warren 3-yard pass from Czerniewski (Jamieson kick)
 UCM - Boehringer 1-yard run (Jamieson kick)
 WT - Burton 14-yard pass from Harris (Castillo kick)
 UCM - Mason 10-yard pass from Czerniewski (Jamieson kick)
 UCM - Stewart 1-yard run (Jamieson kick)
 WT - Golden 16-yard pass from Harris (Castillo kick)
 UCM - Stewart 17-yard run (Jamieson kick)
 WT - Golden 57-yard pass from Harris (Castillo kick)
 UCM - Stephens 52-yard INT (Jamieson kick failed)
 WT - Flores 15-yard pass from Harris (Castillo kick)
 WT - Hammargren 20-yard blocked punt return (Castillo kick)
Attendance: 4,397

2012 NCAA FIRST ROUND
 Nov. 17, 2012 – Chadon, Neb.

#16 West Texas A&M 0 17 7 14 = 38
 #20 Chadron State 14 0 6 10 = 30

CSC - McLain 4-yard run (Ferdinand kick)
 CSC - Morris 5-yard pass from McLain (Ferdinand kick)
 WT - Robinson 10-yard run (Castillo kick)
 WT - Jackson 10-yard pass from Vaughan (Castillo kick)
 WT - Castillo 25-yard field goal
 CSC - Ferdinand 39-yard field goal
 CSC - Ferdinand 46-yard field goal
 WT - Robinson 4-yard run (Castillo kick)
 CSC - Ferdinand 42-yard field goal
 WT - Jackson 10-yard pass from Vaughan (Castillo kick)
 WT - Robinson 24-yard run (Castillo kick)
 CSC - Ross 4-yard pass from McLain (Ferdinand kick)
Attendance: 1,490

2012 NCAA SECOND ROUND
 Nov. 24, 2012 – Ashland, Ohio

#16 West Texas A&M 10 9 14 0 = 33
 #4 Ashland University 0 21 7 0 = 28

WT - Castillo 22-yard field goal
 WT - Allen 33-yard pass from Vaughan (Castillo kick)
 AU - Taylor 51-yard run (Casey kick)
 AU - Winters 12-yard blocked punt return (Casey kick)
 WT - Castillo 38-yard field goal
 WT - Hammargren 3-yard pass from Vaughan (Castillo kick failed)
 AU - Taylor 10-yard pass from Housewright (Casey kick)
 AU - Capasso 14-yard pass from Housewright (Casey kick)
 WT - Allen 14-yard pass from Vaughan (Castillo kick)
 WT - Allen 7-yard pass from Vaughan (Castillo kick)
Attendance: 2,842

2012 NCAA QUARTERFINAL ROUND
 Dec. 1, 2012 – Pueblo, Colo.

#16 West Texas A&M 7 17 10 0 = 34
 #1 Colorado St.-Pueblo 0 3 3 7 = 13

WT - Slaughter 74-yard pass from Vaughan (Castillo kick)
 WT - Slaughter 13-yard pass from Vaughan (Castillo kick)
 CSUP - O'Donnell 34-yard field goal
 WT - Robinson 1-yard pass from Vaughan (Castillo kick)
 WT - Castillo 45-yard field goal
 CSUP - O'Donnell 27-yard field goal
 WT - Castillo 50-yard field goal
 WT - Mosley 26-yard fumble recovery (Castillo kick)
 CSUP - Sandoval 18-yard pass from Dausin (O'Donnell kick)
Attendance: 10,217

2012 NCAA SEMIFINAL ROUND
 Dec. 8, 2012 – Winston-Salem, N.C.

#16 West Texas A&M 7 0 3 8 = 18
 #2 Winston-Salem St. 6 14 7 14 = 41

WT - Hammargren 16-yard pass from Vaughan (Castillo kick)
 WSSU - Sherman 32-yard run (Thayer kick failed)
 WSSU - Lewis 11-yard run (Thayer kick)
 WSSU - Massey 21-yard pass from Smith (Thayer kick)
 WT - Castillo 29-yard field goal
 WSSU - Lewis 9-yard run (Thayer kick)
 WSSU - Williams 21-yard pass from Smith (Thayer kick)
 WT - Robinson 13-yard run (Alridge pass from Vaughan)
 WSSU - Smith 23-yard run (Thayer kick)
Attendance: 8,612

2013 NCAA FIRST ROUND
 Nov. 23, 2013 – Indianapolis, Ind.

#17 West Texas A&M 7 10 10 0 = 27
 #10 Indianapolis 7 0 7 0 = 14

UINDY - Bell 17-yard pass from Barthel (Miller kick)
 WT - Johnson 20-yard pass from Vaughan (Castillo kick)
 WT - Allen 24-yard pass from Vaughan (Castillo kick)
 WT - Castillo 19-yard field goal
 WT - Castillo 19-yard field goal
 UINDY - Horn 35-yard pass from Barthel (Miller kick)
 WT - Jackson 12-yard pass from Vaughan (Castillo kick)
Attendance: 3,106

2013 NCAA SECOND ROUND
 Nov. 30, 2013 – Columbus, Ohio

#17 West Texas A&M 0 7 6 21 = 34
 #7 Ohio Dominican 7 0 6 14 = 27

ODU - Butler 3-yard pass from Miller (Wahle kick)
 WT - Alridge 3-yard pass from Vaughan (Castillo kick)
 ODU - McKnight 8-yard pass from Miller (Wahle kicked blocked)
 WT - Castillo 44-yard field goal
 WT - Castillo 25-yard field goal
 WT - Johnson 5-yard pass from Vaughan (Castillo kick)
 WT - Allen 69-yard pass from Vaughan (Castillo kick)
 ODU - Johnson 14-yard pass from Miller (Wahle kick)
 WT - Johnson 31-yard pass from Vaughan (Castillo kick)
 ODU - Spates 6-yard run (Wahle kick)
Attendance: 783

2013 NCAA QUARTERFINAL ROUND
 Dec. 7, 2013 – Allendale, Mich.

#17 West Texas A&M 14 14 0 0 = 28
 #22 Grand Valley State 7 7 21 0 = 35

WT - Johnson 33-yard pass from Vaughan (Castillo kick)
 WT - Jackson 2-yard pass from Vaughan (Castillo kick)
 GV - Green 36-yard pass from Parling (Schipper kick)
 WT - Allen 1-yard pass from Vaughan (Castillo kick)
 GV - Spencer 46-yard pass from Parling (Schipper kick)
 WT - Johnson 11-yard pass from Vaughan (Castillo kick)
 GV - Wirth 2-yard pass from Parling (Schipper kick)
 GV - Spencer 12-yard run (Schipper kick)
 GV - Potts 16-yard pass from Parling (Schipper kick)
Attendance: 4,296

TEAM RECORDS

RUSHING ATTEMPTS

43 at Chadron State (11/17/12)

RUSHING YARDS

311 at Chadron State (11/17/12)

RUSHING TOUCHDOWNS

4 vs. Central Washington (11/15/08)

PASS ATTEMPTS

69 at Northwest Missouri State (11/24/07)

COMPLETIONS

42 at Northwest Missouri State (11/24/07)

42 at Abilene Christian (11/22/08)

INTERCEPTIONS

3 vs. Pittsburg State (11/19/05)

at Northwest Missouri State (11/24/07)

at Central Missouri (11/20/10)

at Grand Valley State (12/7/13)

PASSING YARDS

595 at Abilene Christian (11/22/08)

PASSING TOUCHDOWNS

7 at Abilene Christian (11/22/08)

TOTAL PLAYS

94 at Abilene Christian (11/22/08)

TOTAL YARDS

721 at Abilene Christian (11/22/08)

TOUCHDOWNS

9 at Abilene Christian (11/22/08)

PATs

8 at Abilene Christian (11/22/08)

FIELD GOALS

2 at Abilene Christian (11/22/08)

at Ashland (11/24/12)

at CSU-Pueblo (12/1/12)

at Indianapolis (11/23/13)

at Ohio Dominican (11/30/13)

POINTS SCORED

68 at Abilene Christian (11/22/08)

FEWEST POINTS ALLOWED

13 at CSU-Pueblo (12/1/12)

LOWEST TOTAL OFFENSE

225 at CSU-Pueblo (12/1/12)

FEWEST RUSHING YARDS

32 at CSU-Pueblo (12/1/12)

FEWEST PASSING YARDS

112 at Chadron State (11/25/06)

TURNOVERS FORCED

4 vs. Central Washington (11/15/08)

at Ashland (11/24/12)

INTERCEPTIONS GAINED

3 at Ashland (11/24/12)

FUMBLE RECOVERIES

3 vs. Central Washington (11/15/08)

INDIVIDUAL RECORDS

RUSHING ATTEMPTS

30 Khiry Robinson at Chadron State (11/17/12)

RUSHING YARDS

235 Khiry Robinson at Chadron State (11/17/12)

RUSHING TOUCHDOWNS

4 Keithon Flemming vs. Central Washington (11/15/08)

LONGEST RUN

57 Khiry Robinson at CSU-Pueblo (12/1/12)

PASS ATTEMPTS

66 Taylor Harris at Central Missouri (11/20/10)

COMPLETIONS

42 Keith Null at Abilene Christian (11/22/08)

PASSING YARDS

595 Keith Null at Abilene Christian (11/22/08)

TOUCHDOWNS

7 Keith Null at Abilene Christian (11/22/08)

INTERCEPTIONS THROWN

3 Dalton Bell vs. Pittsburg State (11/19/05)

Taylor Harris at Central Missouri (11/20/10)

Dustin Vaughan at Grand Valley State (12/7/13)

RECEPTIONS

15 Torrance Allen at Indianapolis (11/23/13)

RECEIVING YARDS

323 Charly Martin at Abilene Christian (11/22/08)

RECEIVING TOUCHDOWNS

5 Charly Martin at Abilene Christian (11/22/08)

LONGEST RECEIPTION

79 Keith Null to B.J. Vickers vs. Washburn (11/17/07)

LONGEST TOUCHDOWN COMPLETION

79 Keith Null to B.J. Vickers vs. Washburn (11/17/07)

TOTAL PLAYS

66 Taylor Harris at Central Missouri (11/20/10)

TOTAL YARDS

582 Keith Null at Abilene Christian (11/22/08)

MOST TACKLES

20 Michael Brisco vs. Pittsburg State (11/19/05)

MOST TACKLES FOR LOSS

3.0 Jared Brock vs. Central Washington (11/15/08)

Ethan Westbrooks at Ashland (11/24/12)

Ethan Westbrooks at CSU-Pueblo (12/1/12)

MOST SACKS

3.0 Ethan Westbrooks at Ashland (11/24/12)

Ethan Westbrooks at CSU-Pueblo (12/1/12)

FORCED FUMBLES

2 Anthony Scott vs. Central Washington (11/15/08)

RECOVERED FUMBLES

2 Anthony Scott vs. Central Washington (11/15/08)

LONGEST FUMBLE RETURN

26 LeBrandon Mosley at CSU-Pueblo (12/1/12)

QB HURRIES

6 Jared Brock vs. Central Washington (11/15/08)

PASS BREAKUPS

3 Darnell Johnson vs. Central Washington (11/15/08)

INTERCEPTIONS

1 Brandon Swain at Northwest Missouri State (11/24/07)

Arseel Shakoor at Northwest Missouri State (11/24/07)

Darnell Johnson vs. Central Washington (11/15/08)

Jordan Smith at Ashland (11/24/12)

Curtis Slater at Ashland (11/24/12)

Torian Oakley at Ashland (11/24/12)

Jordan Smith at CSU-Pueblo (12/1/12)

Ethan Morriss at Indianapolis (11/23/13)

Chris Ceazer at Ohio Dominican (11/30/13)

Curtis Slater at Grand Valley State (12/7/13)

LONGEST INTERCEPTION RETURN

22 Curtis Slater at Ashland (11/24/12)

PUNT RETURNS

3 Keithon Flemming vs. Washburn (11/17/07)

PUNT RETURN YARDS

29 Ramon Perry at Chadron State (11/25/06)

LONGEST PUNT RETURN

29 Ramon Perry at Chadron State (12/25/06)

KICK RETURNS

8 Tommy Hampton at Central Missouri (11/20/10)

KICK RETURN YARDS

158 Wayne McKnight vs. Washburn (11/17/07)

LONGEST KICKOFF RETURN

85 Wayne McKnight at Abilene Christian (11/22/08)

FIELD GOALS

2 James Chandler at Abilene Christian (11/22/08)

Sergio Castillo at Ashland (11/24/12)

Sergio Castillo at CSU-Pueblo (12/1/12)

Sergio Castillo at Indianapolis (11/23/13)

Sergio Castillo at Ohio Dominican (11/23/13)

FIELD GOAL ATTEMPTS

3 Sergio Castillo at Indianapolis (11/23/13)

LONGEST FIELD GOAL

50 Sergio Castillo at CSU-Pueblo (12/1/12)

PUNTS

7 Cort Johnson vs. Abilene Christian (11/18/06)

PUNTING YARDS

243 Cort Johnson vs. Abilene Christian (11/18/06)

PUNTING AVERAGE

53.5 Cort Johnson vs. Abilene Christian (11/18/06)

LONGEST PUNT

74 Kevin VanVorvis at Chadron State (11/17/12)

#	HEAD COACH	YEARS	SEASONS	GAMES	CONF. CHAMP	7 OR LESS OR OT	CONFERENCE	VS. RANKED
1	John G. Miller	1910-12	3	14	--	4-2	--	--
2	Douglas A. Shirley	1913-17	5	31	1	3-6-1	--	--
3	Lt. Alonzo P. George	1918	1	3	--	NA	--	--
4	Walter Willy	1919	1	6	--	1-1	--	--
5	Wayne McCorkle	1920	1	7	--	0-0-1	--	--
6	Samuel D. Burton	1921-24, 31-32	6	52	--	8-8-4	--	--
7	Oscar Eckhardt	1925-27	3	25	--	6-5-1	--	--
8	W. Mitchell Jones	1928	1	9	--	1-1	--	--
9	Claude E. Reeds	1929-30	2	19	--	3-3-1	--	--
10	Alfred Baggett	1933-39	7	69	--	6-10-4	--	--
11	Jack Curtice	1940-41	2	20	1	2-2	--	--
12	W.A. "Gus" Miller	1942-46	4	31	0	7-4	7-8	--
13	W.W. "Windy" Nicklaus	1946	1	3	0	2-0	2-1	--
14	Frank Kimbrough	1947-57	11	108	1	6-16-2	25-34-1	--
15	Clark Janigan	1958-59	2	20	0	1-7	1-9	--
16	Joe E. Kerbel	1960-70	11	111	0	16-13	--	--
17	Gene Mayfield	1971-76	6	65	0	5-13	11-15-2	--
18	Bill Yung	1977-81	5	55	2	10-9-2	15-13	--
19	Don Davis	1982-84	3	33	0	4-9-1	2-12-1	--
20	Billy Kelly	1985-87	3	32	0	6-5-1	11-4-1	--
21	Steve Graf	1988-90	3	32	0	2-7	4-17	--
22	Ron Steele	1992-93	2	19	0	2-2	--	--
23	Morris Stone	1994-96	3	32	0	5-4	1-3	--
24	Stan McGarvey	1997-01	5	55	0	4-8	16-21	--
25	Ronnie Jones	2002-04	3	32	0	1-6	4-21	--
26	Don Carthel	2005-12	8	101	4	8-6	42-10	22-18
27	Mike Nesbitt	2013-16	4	42	0	8-6	16-12	7-10
28	Hunter Hughes	2017-Present	5	50	0	10-4	15-16	3-9

#	HEAD COACH	AUG/SEPT.	OCT.	NOV.	DEC./JAN.	BOWL/NCAA	HOME	AWAY	NEUTRAL	OVERALL	WIN
1	John G. Miller	NA	NA	NA	NA	NA	7-2	1-3	0-1	8-6	57.1%
2	Douglas A. Shirley	NA	NA	NA	NA	NA	11-6-1	3-10	0-0	14-16-1	46.8%
3	Lt. Alonzo P. George	NA	NA	NA	NA	NA	2-0	1-0	0-0	3-0	100.0%
4	Walter Willy	NA	NA	NA	NA	NA	3-1	1-1	0-0	4-2	66.6%
5	Wayne McCorkle	NA	NA	NA	NA	NA	0-3-1	1-2	0-0	1-5-1	21.4%
6	Samuel D. Burton	0-1	1-3	1-4	NA	NA	NA	NA	NA	23-26-4	47.2%
7	Oscar Eckhardt	NA	NA	NA	NA	NA	NA	NA	NA	12-13-1	48.1%
8	W. Mitchell Jones	NA	NA	NA	NA	NA	NA	NA	NA	3-6	33.3%
9	Claude E. Reeds	NA	NA	NA	NA	NA	NA	NA	NA	12-6-1	65.8%
10	Alfred Baggett	NA	NA	NA	NA	NA	NA	NA	NA	36-28-4	55.9%
11	Jack C. Curtice	NA	NA	NA	NA	NA	NA	NA	NA	15-5	75.0%
12	W.A. "Gus" Miller	NA	NA	NA	NA	NA	NA	NA	NA	16-15	51.6%
13	W.W. "Windy" Nicklaus	NA	NA	NA	NA	NA	NA	NA	NA	2-1	66.7%
14	Frank Kimbrough	15-11-1	19-22-1	16-19	4-0	1-0	30-17-1	24-32-1	2-1	54-52-2	50.9%
15	Clark Janigan	0-4	1-8	1-6	NA	NA	2-7	0-11	NA	2-18	10.0%
16	Joe E. Kerbel	18-7	29-20	19-14-1	2-1	2-0	41-18-1	25-24	2-0	68-42-1	61.7%
17	Gene Mayfield	8-9	9-16	7-14-2	0-0	0-0	16-15	8-24-2	0-0	24-39-2	38.55
18	Bill Yung	7-14	12-7-1	7-6-1	0-0	0-0	13-10-1	13-17-1	0-0	26-27-2	49.1%
19	Don Davis	1-12	4-7-1	1-7	0-0	0-0	4-10-1	2-16	0-0	6-26-1	18.7%
20	Billy Kelly	4-8	7-4-1	7-1	0-0	0-0	11-6	7-7-1	0-0	18-13-1	57.8%
21	Steve Graf	2-11	3-10	1-5	0-0	0-0	4-11	2-15	0-0	6-26	18.8%
22	Ron Steele	1-5	1-7	1-3	0-0	0-0	2-7	2-8	0-0	4-15	21.2%
23	Morris Stone	9-2	5-8	3-7	0-0	0-0	8-8	6-9	1-0	15-17	46.9%
24	Stan McGarvey	12-10	7-14	6-6	0-0	0-0	15-12	10-18	0-0	25-30	45.4%
25	Ronnie Jones	2-10	2-11	1-6	0-0	0-0	1-15	4-12	0-0	5-27	15.6%
26	Don Carthel	31-7	26-6	19-8	2-1	7-5	37-10	38-12	4-0	79-22	78.2%
27	Mike Nesbitt	9-5	8-7	8-4	0-1	5-2	11-7	12-10	2-0	25-17	59.5%
28	Hunter Hughes	11-8	11-9	5-5	0-0	0-0	18-11	9-12	0-0	27-23	54.0%



1910

Head Coach: John G. Miller
Record: 2-2

DATE	OPPONENT	W-L-T	SCORE	SITE
	Canyon	W	6-0	H
	Amarillo High	W	36-0	H
	at Plainview	L	0-22	A
	at Hereford	L	6-10	A
H/A: 2-0/0-2			48-32	

1911

Head Coach: John G. Miller
Record: 3-3

DATE	OPPONENT	W-L-T	SCORE	SITE
	at Hereford	L	0-8	A
	Seth Ward	L	0-16	H
	Hereford	L	3-5	H
	Goodnight College	W	3-0	H
	Amarillo High	W	15-5	H
	Hereford	W	5-0	H
H/A: 3-2/0-1			26-81	

1912

Head Coach: John G. Miller
Record: 3-1

DATE	OPPONENT	W-L-T	SCORE	SITE
	Amarillo High	W	31-0	H
	at Seth Ward	W	19-0	A
	Clarendon College	L	0-12	N
	Clarendon College	W	3-0	H
H/A/N: 2-0/1-0/0-1			53-12	

1913

Head Coach: John G. Miller
Record: 4-2

DATE	OPPONENT	W-L-T	SCORE	SITE
	at Amarillo High	L	0-6	A
	Wayland Baptist	W	12-0	H
	Goodnight College	W	22-0	H
	at Wayland Baptist	W	6-0	A
	Seth Ward	W	12-0	H
	at Lowery Phillips	L	0-3	A
H/A: 3-0/1-2			52-9	

1914

Head Coach: Douglas A. Shirley
Record: 3-3

DATE	OPPONENT	W-L-T	SCORE	SITE
	at Hereford	W	20-0	A
	Hereford	W	58-6	H
	Amarillo High	L	3-14	H
	at Amarillo High	L	0-12	A
	Seth Ward	L	14-19	H
	Lowery Phillips	W	54-0	H
H/A: 2-2/1-2			149-51	

1915

Head Coach: Douglas A. Shirley
Record: 4-3

DATE	OPPONENT	W-L-T	SCORE	SITE
	Clarendon	W	7-0	H
	Amarillo High	L	2-6	H
	at Seth Ward	W	19-6	A
	Lubbock High	W	19-6	H
	at Amarillo High	L	7-19	A
	at Clarendon	L	3-13	A
	Amarillo Military	W	18-13	H
H/A: 3-1/1-2			75-63	

1916

Head Coach: Douglas A. Shirley
Record: 1-5

DATE	OPPONENT	W-L-T	SCORE	SITE
	at Clarendon	L	0-19	A
	Wayland Baptist	L	6-28	H
	at Amarillo High	L	0-34	A
	Clarendon	L	6-19	H
	Lubbock High	W	18-0	H
	at Wayland Baptist	L	0-20	A
H/A: 1-2/0-3			30-120	

1917

Head Coach: Douglas A. Shirley
Record: 2-3-1

DATE	OPPONENT	W-L-T	SCORE	SITE
	at Clovis High	L	3-6	A
	Wayland Baptist	L	0-6	H
	Clarendon	W	6-0	H
	Portales High	W	37-6	H
	at New Mexico Military	L	0-99	A
	Wayland Baptist	T	0-0	H
H/A: 2-1/0-2			46-117	

1918

Head Coach: Lt. Alonzo P. George
Record: 3-0

DATE	OPPONENT	W-L-T	SCORE	SITE
	Clovis High	W	97-7	H
	at Wayland Baptist	W	42-0	A
	Wayland Baptist	W	49-0	H
H/A: 2-0/1-0			188-7	

1919

Head Coach: Walter Willey
Record: 4-2

DATE	OPPONENT	W-L-T	SCORE	SITE
	Portales High	W	72-0	H
	Plainview	L	0-6	H
	Clarendon	W	21-0	H
	Canadian	W	55-0	H
	Wayland Baptist	W	6-0	A
	New Mexico Military	L	0-26	A
H/A: 3-1/1-1			154-32	

1920

Head Coach: Wayne McCorkle
Record: 1-5-1

DATE	OPPONENT	W-L-T	SCORE	SITE
	Hereford Town Team	L	0-15	H
	at Wayland Baptist	L	0-12	A
	New Mexico Military	L	0-13	H
	Clarendon	L	13-28	H
	Southwestern Oklahoma State	T	0-0	H
	at Clarendon	L	0-12	A
	at Wayland Baptist	W	21-7	A
H/A: 0-3-1/1-2			34-87	

1921

Head Coach: Samuel D. Burton
Record: 2-5-1

DATE	OPPONENT	W-L-T	SCORE	SITE
	TCU	L	0-30	H
	at Clarendon	L	0-9	A
	Wayland Baptist	W	68-0	H
	at New Mexico Military	L	10-19	A
	Abilene Christian	W	35-0	H
	at Hardin-Simmons	L	0-28	A
	Northwestern Oklahoma State	L	7-14	H
	Clarendon	T	14-14	H
H/A: 2-2-1/0-3			134-114	

1922

 Head Coach: Samuel D. Burton
 Record: 2-8

DATE	OPPONENT	W-L-T	SCORE	SITE
Sept. 30	Wayland Baptist	L	0-19	H
Oct. 6	Oklahoma Panhandle State	W	104-13	H
Oct. 13	Daniel Baker	L	0-13	H
Oct. 21	at Abilene Christian	L	0-1	A
Oct. 27	Hardin-Simmons	L	9-35	H
Nov. 4	New Mexico	L	0-12	H
Nov. 11	New Mexico Military	W	20-0	H
Nov. 17	Clarendon	L	6-13	H
Nov. 23	Northwestern Oklahoma State	L	7-13	H
Nov. 30	at Clarendon	L	0-26	A
H/A: 2-6/0-2			146-145	

1923

 Head Coach: Samuel D. Burton
 Record: 4-4-1

DATE	OPPONENT	W-L-T	SCORE	SITE
	Oklahoma Panhandle State	W	100-0	H
	Howard Payne	L	0-6	H
	New Mexico	W	22-8	H
	at Hardin-Simmons	W	6-0	A
	at Clarendon	T	6-6	A
	at New Mexico Military	L	0-22	A
	at North Texas	L	6-14	A
	at Clarendon	W	6-0	A
	at Texas A&M-Commerce	L	6-20	A
H/A: 2-1/2-2-1			152-76	

1924

 Head Coach: Samuel D. Burton
 Record: 5-4

DATE	OPPONENT	W-L-T	SCORE	SITE
	North Texas	L	7-14	H
	Northwestern Oklahoma State	W	21-6	-
	Montezuma College	W	77-0	-
	at New Mexico	L	6-12	A
	Hardin-Simmons	W	12-6	-
	Abilene Christian	W	23-13	H
	New Mexico Military	L	13-14	-
	Daniel Baker	L	0-3	-
	New Mexico Highlands	W	14-0	-
			173-73	

1925

 Head Coach: Oscar "Ox" Eckhardt
 Record: 4-4

DATE	OPPONENT	W-L-T	SCORE	SITE
	Hardin-Simmons	L	6-19	-
	Clarendon	W	8-6	-
	New Mexico Highlands	W	7-0	-
	Abilene Christian	L	0-13	-
	New Mexico	W	9-7	H
	North Texas	L	6-20	-
	New Mexico Military	W	28-12	-
	Texas Tech	L	12-13	-
			76-83	

1926

 Head Coach: Oscar "Ox" Eckhardt
 Record: 2-6

DATE	OPPONENT	W-L-T	SCORE	SITE
	Clarendon	W	2-0	-
	McMurry	L	0-21	-
	Daniel Baker	L	0-14	-
	Hardin-Simmons	L	2-3	-
	North Texas	L	3-16	-
	New Mexico Military	W	46-6	-
	Abilene Christian	L	6-19	-
	Texas Tech	L	2-7	-
			61-86	

1927

 Head Coach: Oscar "Ox" Eckhardt
 Record: 6-3-1

DATE	OPPONENT	W-L-T	SCORE	SITE
	Clarendon	W	44-0	-
	Daniel Baker	L	0-2	-
	McMurry	L	0-13	-
	Southwestern Oklahoma	T	6-6	-
	Hardin-Simmons	L	0-7	-
	Abilene Christian	W	13-6	-
	New Mexico Highlands	W	25-0	-
	New Mexico Military	W	19-0	-
	Stephen F. Austin	W	27-6	-
	Texas Tech	W	12-9	-
			149-49	

1928

 Head Coach: W. Mitchell Jones
 Record: 3-6

DATE	OPPONENT	W-L-T	SCORE	SITE
	Southwestern Oklahoma State	L	0-26	-
	McMurry	L	0-16	-
	Sam Houston State	L	0-6	-
	Hardin-Simmons	L	6-25	-
	Texas A&M-Commerce	L	18-19	-
	Montezuma College	W	14-0	-
	New Mexico Military	W	27-0	-
	Abilene Christian	W	12-19	-
	Texas Tech	L	7-18	-
			84-129	

1929

 Head Coach: Claude E. Reeds
 Record: 6-3

DATE	OPPONENT	W-L-T	SCORE	SITE
	Oklahoma Panhandle State	W	32-0	-
	Abilene Christian	L	0-15	-
	Hardin-Simmons	L	12-14	-
	Daniel Baker	W	7-0	-
	New Mexico Military	W	27-0	-
	New Mexico Highlands	W	13-0	-
	McMurry	L	18-19	-
	Texas Tech	W	20-0	-
	Texas A&M-Commerce	W	19-7	-
			148-55	

1930

 Head Coach: Claude E. Reeds
 Record: 6-3-1

DATE	OPPONENT	W-L-T	SCORE	SITE
	Central Oklahoma	L	0-7	-
	Oklahoma Panhandle State	W	19-0	-
	Abilene Christian	W	16-7	-
	Texas A&M-Commerce	W	14-0	-
	Texas Tech	W	6-0	-
	Daniel Baker	T	0-0	-
	New Mexico Military	L	6-27	-
	Stephen F. Austin	W	64-0	-
	Hardin-Simmons	L	6-26	-
	McMurry	W	6-3	-
			137-70	

1931

 Head Coach: Samuel D. Burton
 Record: 6-3

DATE	OPPONENT	W-L-T	SCORE	SITE
	Texas Tech	L	0-21	-
	Central Oklahoma	W	6-0	-
	Daniel Baker	L	19-40	-
	Phillips	W	6-0	-
	Abilene Christian	L	0-41	-
	Oklahoma Panhandle State	W	45-0	-
	New Mexico Military	W	7-0	-
	Sul Ross State	W	7-2	-
	McMurry	W	18-0	-
			108-104	



1932

Head Coach: Samuel D. Burton
Record: 4-2-2

DATE	OPPONENT	W-L-T	SCORE	SITE
	Hardin-Simmons	L	0-6	H
	Wayland Baptist	W	52-0	H
	at Daniel Baker	W	12-0	A
	at McMurry	W	19-0	A
	Abilene Christian	W	12-0	H
	Sul Ross State	T	7-7	H
	at New Mexico Military	T	7-7	A
	at Oklahoma City	L	9-19	A
H/A: 2-1-1/2-1-1			120-39	

1933

Head Coach: Alfred E. Baggett
Record: 2-9

DATE	OPPONENT	W-L-T	SCORE	SITE
	Southwestern Oklahoma State	L	6-27	-
	Central Oklahoma	L	0-6	-
	New Mexico Military	L	9-26	-
	Southeastern Oklahoma State	L	0-20	-
	Hardin-Simmons	L	0-6	-
	East Central	L	0-12	-
	McMurry	W	13-6	-
	Oklahoma City	L	13-32	-
	St. Benedict's	L	7-19	-
	New Mexico Highlands	W	7-6	-
	Northwestern Oklahoma State	L	6-7	-
			61-167	

1934

Head Coach: Alfred E. Baggett
Record: 4-6

DATE	OPPONENT	W-L-T	SCORE	SITE
	East Central	L	0-12	H
	Southwestern Oklahoma State	L	0-9	H
	UTEP	W	20-6	H
	at New Mexico Military	W	41-0	A
	McMurry	L	7-17	H
	at Central Oklahoma	L	0-9	A
	New Mexico Highlands	W	30-6	H
	at Oklahoma Panhandle State	W	14-0	A
	at St. Benedict's	L	14-19	A
	at Northwestern Oklahoma State	L	0-13	A
H/A: 2-3/2-3			132-91	

1935

Head Coach: Alfred E. Baggett
Record: 5-4-1

DATE	OPPONENT	W-L-T	SCORE	SITE
	New Mexico Military	W	20-7	-
	Oklahoma Panhandle State	W	14-0	-
	Texas Wesleyan	L	0-6	-
	McMurry	L	7-13	-
	New Mexico Highlands	W	34-0	-
	UTEP	W	14-0	-
	St. Benedict's	L	7-21	-
	Central Oklahoma	T	0-0	-
	Sul Ross State	W	7-6	-
	Southeastern Oklahoma State	L	7-13	-
			110-66	

1936

Head Coach: Alfred E. Baggett
Record: 7-1-2

DATE	OPPONENT	W-L-T	SCORE	SITE
	Oklahoma Panhandle State	W	56-0	-
	UTEP	W	13-7	-
	Texas Wesleyan	W	9-0	-
	New Mexico	W	13-7	-
	Southeastern Oklahoma State	W	34-6	-
	Northwestern Oklahoma State	W	26-0	-
	Sul Ross State	T	0-0	-
	New Mexico Highlands	W	26-0	-
	New Mexico Military	T	0-0	-

St. Benedict's	L	0-19	-
		177-39	

1937

Head Coach: Alfred E. Baggett
Record: 6-3

DATE	OPPONENT	W-L-T	SCORE	SITE
	Oklahoma Panhandle State	W	33-0	H
	Daniel Baker	W	19-9	H
	Texas Wesleyan	L	6-13	H
	at UTEP	L	14-16	A
	Hardin-Simmons	L	0-40	H
	Northwestern Oklahoma State	W	26-0	H
	St. Benedict's	W	20-0	H
	at Sul Ross State	W	10-0	A
	New Mexico Military	W	41-20	H
H/A: 5-2/1-1			169-98	

1938

Head Coach: Alfred E. Baggett
Record: 7-2-1

DATE	OPPONENT	W-L-T	SCORE	SITE
	Daniel Baker	W	40-7	H
	at Texas A&M-Commerce	L	20-21	A
	Southeastern Oklahoma State	W	19-14	H
	at Hardin-Simmons	L	0-39	A
	Oklahoma City	W	13-7	H
	Pittsburg State	T	13-13	H
	Sul Ross State	W	16-7	H
	at New Mexico Military	W	48-0	A
	Western Colorado	W	27-0	H
	at St. Benedict's	W	28-0	A
H/A: 5-0-1/2-2			224-108	

1939

Head Coach: Alfred E. Baggett
Record: 5-3-1

DATE	OPPONENT	W-L-T	SCORE	SITE
	at Arizona State	L	0-19	A
	Western Colorado	W	35-0	H
	at Oklahoma City	L	14-19	A
	St. Mary's	W	34-13	H
	at Pittsburg State	W	7-0	A
	at Hardin-Simmons	L	13-18	A
	at Sul Ross State	W	26-6	A
	South Dakota State	W	35-7	H
	at Texas A&M-Kingsville	T	0-0	A
H/A: 3-0/2-3-1			164-82	

1940

Head Coach: Jack C. Curtice
Record: 7-3
Alamo Conference Champions

DATE	OPPONENT	W-L-T	SCORE	SITE
	McMurry	W	20-0	H
	Arizona State	L	12-19	H
	at Western Colorado	W	48-0	A
	at Fresno State	L	6-15	A
	Northern Arizona	W	27-6	H
	St. Benedict's	W	40-14	H
	at Hardin-Simmons	L	7-28	A
	at Oklahoma City	W	25-0	A
	Texas A&M-Kingsville	W	26-6	H
	at St. Mary's	W	28-0	A
H/A: 4-1/3-2			239-88	

1941

 Head Coach: Jack C. Curtice
 Record: 8-2

DATE	OPPONENT	W-L-T	SCORE	SITE
	Oklahoma City	W	34-0	-
	Fresno State	W	7-6	-
	Arizona State	W	13-7	-
	New Mexico State	W	51-0	-
	Western Colorado	W	66-0	-
	Northern Arizona	W	27-0	-
	Hardin-Simmons	L	13-20	-
	UTEP	W	40-7	-
	St. Mary's	W	40-21	-
	Texas A&M-Kingsville	L	7-39	-
			298-107	

1942

 Head Coach: W.A. "Gus" Miller
 Record: 7-2

DATE	OPPONENT	W-L-T	SCORE	SITE
	at Texas Tech	L	0-39	A
	Arizona State	W	28-0	H
	Albuquerque AFB	W	18-13	H
	UTEP	W	7-0	H
	at Northern Arizona	W	27-7	A
	at New Mexico State	W	23-0	A
	Hardin-Simmons	L	0-40	H
	at New Mexico	W	13-7	A
	Lubbock Air Base	W	14-6	H
H/A: 4-1/3-1			130-112	

1943

No Team (World War II)

1944

 Head Coach: W.A. "Gus" Miller
 Record: 4-3

DATE	OPPONENT	W-L-T	SCORE	SITE
	Oklahoma State (A)	L	6-41	-
	New Mexico (A)	W	19-12	-
	Amarillo Air Base	L	7-38	-
	Texas Tech	L	6-35	-
	Lubbock Air Base	W	19-12	-
	Abilene Collegians (A)	W	41-6	-
	South Plains Air Base	W	19-6	-
			107-150	

1945

 Head Coach: W.A. "Gus" Miller
 Record: 2-6

DATE	OPPONENT	W-L-T	SCORE	SITE
	Eastern New Mexico	W	57-6	-
	Baylor	L	0-32	-
	Tulsa	L	0-32	-
	New Mexico	L	0-13	-
	Amarillo Air Base	L	12-20	-
	Texas Tech	L	6-12	-
	Dalhart Air Base	W	21-0	-
	Colorado College	L	19-20	-
			115-135	

1946

 Head Coaches: W.A. "Gus" Miller / Windy Nicklaus
 Record: 5-5

DATE	OPPONENT	W-L-T	SCORE	SITE
Sept. 21	at Texas Tech	L	14-26	A
Sept. 27	Houston	L	12-14	H
Oct. 4	at New Mexico	L	0-6	A
Oct. 12	Colorado College	W	13-12	H
Oct. 19	at UTEP	L	20-26	A
Oct. 26	New Mexico State	W	21-14	H
Nov. 2	Northern Arizona	W	20-0	H
Nov. 9	at Hardin-Simmons	L	7-28	A
Nov. 15	Wichita State	W	7-6	H

 Nov. 23 at Arizona State W 7-0 A
 H/A: 4-1/1-4 121-132

1947

 Head Coach: Frank Kimbrough
 Record: 7-4

DATE	OPPONENT	W-L-T	SCORE	SITE
Sept. 20	at Tulsa	L	13-26	A
Sept. 27	at Abilene Christian	L	7-13	A
Oct. 4	at Texas Tech	L	13-21	A
Oct. 11	UTEP	W	14-0	H
Oct. 18	Midwestern State	W	38-0	H
Oct. 24	at New Mexico State	W	34-7	A
Nov. 1	at Northern Arizona	W	25-0	A
Nov. 7	Hardin-Simmons	L	6-27	H
Nov. 15	at Colorado College	W	40-6	A
Nov. 22	Arizona State	W	28-18	H
Nov. 29	at New Mexico	W	28-18	A
H/A: 3-1/4-3			253-125	

1948

 Head Coach: Frank Kimbrough
 Record: 6-5

DATE	OPPONENT	W-L-T	SCORE	SITE
Sept. 11	Northern Arizona	W	28-0	H
Sept. 18	at Texas Tech	L	0-19	A
Sept. 25	Abilene Christian	W	41-19	H
Oct. 2	North Texas	L	7-20	H
Oct. 9	at UTEP	L	7-21	A
Oct. 16	at Midwestern State	W	28-7	A
Oct. 23	vs. Texas A&M-Commerce [^]	L	7-13	N
Oct. 30	Houston	W	28-13	H
Nov. 11	at Hardin-Simmons	L	6-28	A
Nov. 27	New Mexico	W	19-0	H
Dec. 4	at Texas A&M-Corpus Christi	W	21-13	A
H/A/N: 4-1/2-3/0-1			192-153	

[^] - Played in Dallas, Texas

1949

 Head Coach: Frank Kimbrough
 Record: 5-4

DATE	OPPONENT	W-L-T	SCORE	SITE
Sept. 17	Texas A&M-Commerce	W	41-7	H
Sept. 24	McMurry	L	7-34	H
Oct. 1	at Texas Tech	L	19-35	A
Oct. 8	UTEP	L	7-34	H
Oct. 15	at Houston	L	13-14	A
Oct. 22	Trinity	W	55-20	H
Nov. 5	Northern Arizona	W	47-6	H
Nov. 12	Hardin-Simmons	W	19-7	H
Nov. 26	at New Mexico	W	41-13	A
H/A: 4-2/1-2			249-170	

1950

 Head Coach: Frank Kimbrough
 Record: 10-1
 Border Conference Champions
 Sun Bowl Champions

DATE	OPPONENT	W-L-T	SCORE	SITE
Sept. 16	Northern Arizona (H)	W	52-12	H
Sept. 23	at Arizona	W	34-26	A
Sept. 30	McMurry (H)	W	41-19	H
Oct. 7	at Texas Tech	W	28-13	A
Oct. 14	New Mexico (H)	W	45-6	H
Oct. 21	Sam Houston State (H)	W	45-6	H
Oct. 28	at Trinity	L	20-27	A
Nov. 4	at UTEP	W	40-12	A
Nov. 18	at Hardin-Simmons	W	47-13	A
Nov. 25	at Texas A&M-Corpus Christi	W	26-13	A
SUN BOWL				
Jan. 1	vs. Cincinnati [^]	W	14-13	N
H/A/N: 4-0/5-1/1-0			386-190	

[^] - Played in El Paso, Texas



1951

Head Coach: Frank Kimbrough
Record: 2-7

DATE	OPPONENT	W-L-T	SCORE	SITE
Sept. 15	Trinity	L	7-19	H
Sept. 22	at Texas Tech	L	7-46	A
Sept. 29	McMurry	W	28-20	H
Oct. 6	at Arizona	L	13-28	A
Oct. 13	at North Texas	L	14-42	A
Oct. 27	Hardin-Simmons	L	6-27	H
Nov. 3	at Arizona State	L	0-34	A
Nov. 10	at New Mexico State	W	50-20	A
Nov. 24	UTEP	L	6-13	H
H/A: 1-4/1-3			131-249	

1952

Head Coach: Frank Kimbrough
Record: 3-6

DATE	OPPONENT	W-L-T	SCORE	SITE
Sept. 20	at Texas Tech	L	7-46	A
Sept. 27	McMurry	W	19-6	H
Oct. 11	New Mexico State	W	45-7	H
Oct. 18	at Arizona State	L	14-48	A
Oct. 25	Abilene Christian	W	20-18	H
Nov. 8	Midwestern State	L	13-21	H
Nov. 15	at Trinity	L	6-39	A
Nov. 22	at Hardin-Simmons	L	6-25	A
Nov. 27	at UTEP	L	7-31	A
H/A: 3-1/0-5			137-243	

1953

Head Coach: Frank Kimbrough
Record: 1-8-1

DATE	OPPONENT	W-L-T	SCORE	SITE
Sept. 19	at Texas Tech	L	14-40	A
Sept. 26	McMurry	T	20-20	H
Oct. 10	Trinity	L	6-14	H
Oct. 17	at Arizona State	L	20-39	A
Oct. 24	Hardin-Simmons	L	14-26	H
Oct. 31	at Arizona	L	6-38	A
Nov. 7	at Midwestern State	W	20-14	A
Nov. 14	at North Texas	L	6-38	A
Nov. 21	at New Mexico State	L	13-19	A
Nov. 28	UTEP	L	7-27	H
H/A: 0-3-1/1-5			126-276	

1954

Head Coach: Frank Kimbrough
Record: 1-8

DATE	OPPONENT	W-L-T	SCORE	SITE
Sept. 18	McMurry	L	18-19	H
Sept. 25	at Texas Tech	L	7-33	A
Oct. 2	Midwestern State	L	7-14	H
Oct. 16	New Mexico State	W	41-7	H
Oct. 23	at Arizona State	L	14-21	A
Oct. 30	at Arizona	L	12-48	A
Nov. 6	at Trinity	L	7-19	A
Nov. 13	at Hardin-Simmons	L	27-33	A
Nov. 25	at UTEP	L	13-33	A
H/A: 1-2/0-6			146-227	

1955

Head Coach: Frank Kimbrough
Record: 4-4-1

DATE	OPPONENT	W-L-T	SCORE	SITE
Sept. 17	Texas A&M-Corpus Christi	W	46-0	G
Sept. 24	McMurry	W	6-0	H
Oct. 1	Midwestern State	W	34-0	H
Oct. 8	at Arizona	T	20-20	A
Oct. 15	at New Mexico State	W	32-6	A
Oct. 22	Hardin-Simmons	L	18-19	H
Oct. 29	at Texas Tech	L	24-27	A
Nov. 5	at Arizona State	L	7-27	A
Nov. 19	at UTEP	L	7-13	A
H/A: 3-1/1-3-1			194-112	

1956

Head Coach: Frank Kimbrough
Record: 8-2
Tangerine Bowl Champions

DATE	OPPONENT	W-L-T	SCORE	SITE
Sept. 15	Texas A&M-Corpus Christi	W	29-6	H
Sept. 22	McMurry	W	33-7	H
Sept. 29	Sul Ross State	W	48-0	H
Oct. 13	at Texas Tech	W	34-14	A
Oct. 20	New Mexico State	W	45-0	H
Nov. 3	at Arizona	L	13-20	A
Nov. 10	at Hardin-Simmons	W	20-6	A
Nov. 17	UTEP	L	13-16	H
Dec. 1	at Midwestern State	W	41-14	A
TANGERINE BOWL				
Jan. 1	vs. Southern Mississippi [^]	W	20-13	N
H/A/N: 4-1/3-1/1-0			296-96	

[^] - Played in Orlando, Florida

1957

Head Coach: Frank Kimbrough
Record: 7-3

DATE	OPPONENT	W-L-T	SCORE	SITE
Sept. 14	McMurry	W	20-7	H
Sept. 21	at Texas Tech	W	19-0	A
Sept. 28	at UTEP	L	12-20	A
Oct. 5	Southern Mississippi	L	0-34	H
Oct. 12	at Trinity	W	27-20	A
Oct. 19	at New Mexico State	W	35-7	A
Oct. 26	Hardin-Simmons	W	39-19	H
Nov. 2	at Arizona	W	21-20	A
Nov. 9	Abilene Christian	W	12-2	H
Nov. 16	at Drake	L	19-20	A
H/A: 3-1/4-2			204-149	

1958

Head Coach: Clark Jarnigan
Record: 1-9

DATE	OPPONENT	W-L-T	SCORE	SITE
Sept. 20	at Virginia Tech	L	12-28	A
Sept. 27	at Texas Tech	L	7-32	A
Oct. 4	at Arizona State	L	13-16	A
Oct. 11	UTEP	L	12-29	H
Oct. 18	Trinity	L	7-35	H
Oct. 25	at Southern Mississippi	L	0-15	A
Nov. 1	at Arizona	L	8-15	A
Nov. 8	Abilene Christian	L	21-28	H
Nov. 15	at Hardin-Simmons	L	6-26	A
Nov. 22	New Mexico State	W	39-32	H
H/A: 1-3/0-6			125-256	

1959

Head Coach: Clark Jarnigan
Record: 1-9

DATE	OPPONENT	W-L-T	SCORE	SITE
Sept. 19	at Arizona State	L	22-43	A
Sept. 26	Arizona	L	6-7	H
Oct. 3	at North Texas	L	6-28	A
Oct. 10	at UTEP	L	12-13	A
Oct. 17	Southern Mississippi	L	6-37	H
Oct. 24	Hardin-Simmons	L	0-22	H
Oct. 31	Drake	W	34-21	H
Nov. 7	Virginia Tech	L	21-26	H
Nov. 14	at Trinity	L	8-14	A
Nov. 21	at New Mexico State	L	13-35	A
H/A: 1-4/0-5			128-246	

1960

 Head Coach: Joe E. Kerbel
 Record: 3-7

DATE	OPPONENT	W-L-T	SCORE	SITE
Sept. 17	at Texas Tech	L	14-38	A
Sept. 24	Arizona State	L	3-14	H
Oct. 1	at Southern Mississippi	L	18-28	A
Oct. 8	UTEP	L	3-6	H
Oct. 15	North Texas	W	14-6	H
Oct. 22	at Hardin-Simmons	W	21-0	A
Oct. 29	at Arizona	L	14-21	A
Nov. 5	Trinity	W	28-0	H
Nov. 12	New Mexico State	L	15-35	H
Nov. 24	at Wichita State	L	11-31	A
H/A: 2-3/1-4			141-179	

1961

 Head Coach: Joe E. Kerbel
 Record: 6-4

DATE	OPPONENT	W-L-T	SCORE	SITE
Sept. 23	BYU	W	55-8	H
Sept. 30	at UTEP	W	56-27	A
Oct. 7	Wichita State	L	34-41	H
Oct. 14	Arizona State	L	11-28	H
Oct. 21	Hardin-Simmons	W	42-0	H
Oct. 28	Arizona	W	27-23	H
Nov. 4	at Bowling Green	L	6-28	A
Nov. 11	at Trinity	W	29-28	A
Nov. 18	at New Mexico State	W	35-22	A
Dec. 2	at Texas Tech	L	14-16	A
H/A: 3-2/3-2			309-221	

1962

 Head Coach: Joe E. Kerbel
 Record: 9-2
 Sun Bowl Champions

DATE	OPPONENT	W-L-T	SCORE	SITE
Sept. 15	Trinity	W	61-0	H
Sept. 22	at Texas Tech	W	30-27	A
Sept. 29	UTEP	W	49-0	H
Oct. 6	UT-Arlington	W	49-0	H
Oct. 13	at Arizona State	W	15-14	A
Oct. 20	New Mexico State	W	20-12	H
Oct. 27	at Arizona	L	3-8	A
Nov. 3	Bowling Green	W	23-7	H
Nov. 10	at North Texas	L	13-20	A
Nov. 17	at Hardin-Simmons	W	34-13	A
SUN BOWL				
Dec. 31	vs. Ohio [^]	W	15-14	N
H/A/N: 5-0/3-2/1-0			312-115	
[^] - Played in El Paso, Texas				

1963

 Head Coach: Joe E. Kerbel
 Record: 4-4-1

DATE	OPPONENT	W-L-T	SCORE	SITE
Sept. 21	UT-Arlington	W	22-17	H
Sept. 28	Pacific	W	32-8	H
Oct. 5	North Texas	W	38-17	H
Oct. 12	at Arizona State	L	16-24	A
Oct. 19	Memphis	L	14-29	H
Oct. 26	Arizona	L	3-6	H
Nov. 2	at Trinity	W	24-12	A
Nov. 9	New Mexico State	T	24-24	H
Nov. 30	at UTEP	L	0-13	A
H/A: 3-2-1/1-2			173-140	

1964

 Head Coach: Joe E. Kerbel
 Record: 4-6

DATE	OPPONENT	W-L-T	SCORE	SITE
Sept. 19	Ohio	L	14-16	H
Sept. 26	Arizona State	L	8-34	H
Oct. 3	UTEP	W	14-0	H
Oct. 10	at North Texas	W	21-13	A
Oct. 17	Memphis	L	0-41	H

Oct. 24	Trinity	W	21-6	H
Oct. 31	San Jose State	W	18-7	H
Nov. 7	at Texas Tech	L	0-48	A
Nov. 14	at New Mexico State	L	0-40	A
Nov. 21	at UT-Arlington	L	16-20	A
H/A: 3-3/1-3			112-127	

1965

 Head Coach: Joe E. Kerbel
 Record: 6-4

DATE	OPPONENT	W-L-T	SCORE	SITE
Sept. 18	at Ohio	W	7-0	A
Sept. 25	Bowling Green	W	34-0	H
Oct. 2	Arizona State	W	22-14	H
Oct. 9	Trinity	W	34-6	H
Oct. 16	Colorado State	W	15-12	H
Oct. 23	New Mexico State	L	2-10	H
Oct. 30	at Memphis	L	12-27	A
Nov. 6	Drake	W	20-14	H
Nov. 13	at Lamar	L	14-21	A
Nov. 27	at UTEP	L	21-38	A
H/A: 5-1/1-3			181-142	

1966

 Head Coach: Joe E. Kerbel
 Record: 7-3

DATE	OPPONENT	W-L-T	SCORE	SITE
Sept. 17	UT-Arlington	W	38-6	H
Sept. 24	at Pacific	W	49-7	A
Oct. 1	at Arizona State	W	21-20	A
Oct. 8	UTEP	L	3-9	H
Oct. 15	Richmond	W	41-7	H
Oct. 22	New Mexico State	W	17-14	H
Oct. 29	Memphis	L	14-26	H
Nov. 5	at Northern Arizona	W	34-7	A
Nov. 12	at Colorado State	L	26-35	A
Nov. 19	Western Michigan	W	30-7	H
H/A: 4-2/3-1			273-138	

1967

 Head Coach: Joe E. Kerbel
 Record: 8-3
 Junior Rose Bowl Champions

DATE	OPPONENT	W-L-T	SCORE	SITE
Sept. 16	Montana State	W	35-26	H
Sept. 23	Utah State	L	27-44	H
Sept. 30	Pacific	W	34-6	H
Oct. 7	Colorado State	W	24-14	H
Oct. 14	San Jose State	W	28-14	H
Oct. 21	New Mexico State	L	10-24	H
Oct. 28	UT-Arlington	W	37-27	H
Nov. 4	at Northern Illinois	W	17-10	A
Nov. 11	at East Carolina	W	37-13	A
Nov. 18	at Wichita State	L	13-22	A
JUNIOR ROSE BOWL				
Dec. 2	vs. Cal State-Northridge [^]	W	35-13	N
H/A/N: 5-1/2-2/1-0			297-213	
[^] - Played in Pasadena, California				

1968

 Head Coach: Joe E. Kerbel
 Record: 8-2

DATE	OPPONENT	W-L-T	SCORE	SITE
Sept. 14	Lamar	W	45-7	H
Sept. 21	Wichita State	W	26-0	H
Sept. 28	Pacific	W	23-7	H
Oct. 5	at Montana State	W	35-20	A
Oct. 12	at Memphis	L	21-42	A
Oct. 19	UT-Arlington	W	41-0	H
Oct. 26	at Utah State	L	10-20	A
Nov. 9	Western Michigan	W	53-36	H
Nov. 16	at New Mexico State	W	23-14	A
Nov. 23	at Colorado State	W	22-17	A
H/A: 5-0/3-2			299-163	



1969

Head Coach: Joe E. Kerbel
Record: 6-4

DATE	OPPONENT	W-L-T	SCORE	SITE
Sept. 20	Northern Arizona	L	20-21	H
Sept. 27	Northern Illinois	W	22-7	H
Oct. 4	at Wichita State	W	24-14	A
Oct. 11	San Diego State	L	14-24	H
Oct. 18	at Colorado State	L	7-27	A
Oct. 25	New Mexico State	W	17-16	H
Nov. 1	at UT-Arlington	W	41-7	A
Nov. 8	at Western Michigan	W	28-20	A
Nov. 15	Bowling Green	W	28-12	H
Nov. 29	at Southern Mississippi	L	9-10	A
H/A: 3-2/3-2			210-158	

1970

Head Coach: Joe E. Kerbel
Record: 7-3

DATE	OPPONENT	W-L-T	SCORE	SITE
Sept. 19	at Lamar	L	28-33	A
Sept. 26	Wichita State	W	43-0	H
Oct. 3	East Carolina	W	42-30	H
Oct. 10	at Northern Illinois	W	24-22	A
Oct. 17	North Texas	L	10-11	H
Oct. 24	New Mexico State	W	37-7	H
Oct. 31	at UT-Arlington	W	33-8	A
Nov. 7	Western Michigan	L	0-20	H
Nov. 14	at Bowling Green	W	23-7	A
Nov. 21	at Southern Mississippi	W	14-11	A
H/A: 3-2/4-1			254-149	

1971

Head Coach: Gene Mayfield
Record: 2-9

DATE	OPPONENT	W-L-T	SCORE	SITE
Sept. 11	at Memphis	L	0-30	A
Sept. 18	Lamar	W	14-6	H
Oct. 2	Tulsa	L	13-17	H
Oct. 9	UT-Arlington	L	0-13	H
Oct. 16	Northern Illinois	L	19-22	H
Oct. 23	Idaho	L	0-26	H
Oct. 30	at Wichita State	W	31-14	A
Nov. 6	at New Mexico State	L	24-50	A
Nov. 13	at Colorado State	L	14-36	A
Nov. 20	Drake	L	28-32	H
Nov. 27	at Southern Mississippi	L	0-35	A
H/A: 1-5/1-4			143-281	

1972

Head Coach: Gene Mayfield
Record: 5-5

DATE	OPPONENT	W-L-T	SCORE	SITE
Sept. 16	at Drake	L	12-40	A
Sept. 23	Colorado State	W	41-14	H
Sept. 30	Lamar	W	35-12	H
Oct. 7	at Southern Mississippi	L	7-14	A
Oct. 14	New Mexico State	W	63-14	H
Oct. 21	at Northern Illinois	L	8-17	A
Oct. 28	Wichita State	W	21-16	H
Nov. 4	at San Diego State	L	6-37	A
Nov. 11	at UT-Arlington	L	7-20	A
Nov. 18	at North Texas	W	17-14	A
H/A: 4-0/1-5			217-198	

1973

Head Coach: Gene Mayfield
Record: 2-9

DATE	OPPONENT	W-L-T	SCORE	SITE
Sept. 8	Drake	W	13-10	H
Sept. 15	at Tulsa	L	3-48	A
Sept. 22	at North Texas	L	15-32	A
Sept. 29	Northern Illinois	L	14-21	H
Oct. 6	at Lamar	W	13-0	A
Oct. 20	Utah State	L	14-36	H
Oct. 27	at Wichita State	L	14-30	A

Nov. 3	at New Mexico State	L	14-56	A
Nov. 10	Tampa	L	6-28	H
Nov. 17	Southern Mississippi	L	0-28	H
Nov. 24	Louisville	L	9-21	H
H/A: 1-5/1-4			115-310	

1974

Head Coach: Gene Mayfield
Record: 6-5

DATE	OPPONENT	W-L-T	SCORE	SITE
Sept. 14	at Drake	W	37-17	A
Sept. 21	New Mexico State	L	0-41	H
Sept. 28	Wichita State	W	41-7	H
Oct. 5	Southern Mississippi	W	31-0	H
Oct. 12	at Idaho	W	21-6	A
Oct. 19	at Tulsa	L	14-17	A
Oct. 26	at Utah State	L	16-21	A
Nov. 2	Lamar	L	7-9	H
Nov. 9	at Tampa	W	24-6	A
Nov. 16	North Texas	W	21-14	H
Nov. 30	at Louisville	L	8-10	A
H/A: 3-2/3-3			220-148	

1975

Head Coach: Gene Mayfield
Record: 5-6

DATE	OPPONENT	W-L-T	SCORE	SITE
Sept. 6	at Wichita State	L	7-13	A
Sept. 13	at Lamar	W	10-8	A
Sept. 20	Tulsa	L	14-23	H
Oct. 4	UT-Arlington	L	7-39	H
Oct. 11	at Utah State	L	17-21	A
Oct. 18	Drake	W	24-6	H
Oct. 25	at Louisiana Monroe	W	45-20	A
Nov. 8	New Mexico State	W	38-10	H
Nov. 15	at McNeese State	L	33-39	A
Nov. 22	Louisville	W	49-23	H
Nov. 29	at North Texas	L	15-16	A
H/A: 3-2/2-4			259-218	

1976

Head Coach: Gene Mayfield
Record: 4-5-2

DATE	OPPONENT	W-L-T	SCORE	SITE
Sept. 18	Wichita State	W	14-10	H
Sept. 25	at Southern Illinois	L	17-21	A
Oct. 2	at UT-Arlington	L	21-23	A
Oct. 9	at Houston	L	7-50	A
Oct. 16	North Texas	L	7-10	H
Oct. 23	at Drake	L	14-34	A
Oct. 30	McNeese State	W	30-25	H
Nov. 6	Lamar	W	21-6	H
Nov. 13	at Louisiana Monroe	W	58-41	A
Nov. 20	at New Mexico State	T	13-13	A
Nov. 27	at Tulsa	T	17-17	A
H/A: 4-1/0-4-2			219-250	

1977

Head Coach: Bill Yung
Record: 6-4-1
Missouri Valley Conference Champions

DATE	OPPONENT	W-L-T	SCORE	SITE
Sept. 3	at Wichita State	L	10-14	A
Sept. 17	at McNeese State	L	8-20	A
Sept. 24	at North Texas	L	20-31	A
Oct. 1	UT-Arlington	L	13-17	H
Oct. 8	at New Mexico State	W	17-14	A
Oct. 15	Drake	W	31-7	H
Oct. 22	at Lamar	W	29-7	A
Oct. 29	Indiana State	W	31-20	H
Nov. 12	Colorado State	T	21-21	H
Nov. 19	Tulsa	W	57-21	H
Nov. 26	Southern Illinois	W	28-9	H
H/A: 4-1-1/2-3			262-183	

1978

 Head Coach: Bill Yung
 Record: 3-8

DATE	OPPONENT	W-L-T	SCORE	SITE
Sept. 2	at Mississippi State	L	10-28	A
Sept. 9	at UT-Arlington	W	18-10	A
Sept. 16	McNeese State	L	13-45	H
Sept. 23	at Southern Illinois	L	3-17	A
Sept. 30	Wichita State	L	37-38	H
Oct. 7	North Texas	L	0-35	H
Oct. 14	Lamar	W	55-16	H
Oct. 21	at Indiana State	W	36-7	A
Nov. 4	at Tulsa	L	23-44	A
Nov. 11	at Drake	L	21-24	A
Nov. 22	New Mexico State	L	31-33	H
H/A: 1-4/2-4			237-297	

1979

 Head Coach: Bill Yung
 Record: 5-5-1
 Missouri Valley Conference Champions

DATE	OPPONENT	W-L-T	SCORE	SITE
Sept. 1	Southern Illinois	W	14-0	H
Sept. 8	UT-Arlington	L	6-10	H
Sept. 15	at McNeese State	L	0-21	A
Sept. 22	at Louisiana-Lafayette	L	10-19	A
Sept. 29	at Houston	L	10-49	A
Oct. 6	at Lamar	T	12-12	A
Oct. 13	Indiana State	W	33-17	H
Oct. 20	at North Texas	L	14-28	A
Oct. 27	at Wichita State	W	58-0	A
Nov. 3	at New Mexico State	W	54-21	A
Nov. 17	Drake	W	28-18	H
H/A: 3-1/2-4-1			239-195	

1980

 Head Coach: Bill Yung
 Record: 5-6

DATE	OPPONENT	W-L-T	SCORE	SITE
Sept. 6	McNeese State	L	17-20	H
Sept. 13	at Oklahoma State	W	20-19	A
Sept. 20	at Baylor	L	15-43	A
Sept. 27	Texas State	W	21-13	H
Oct. 4	New Mexico State	W	17-15	H
Oct. 11	at UT-Arlington	W	38-26	A
Oct. 18	at Drake	L	21-27	A
Oct. 25	at Tulsa	L	24-44	A
Nov. 1	at Indiana State	L	18-37	A
Nov. 15	Wichita State	L	18-20	H
Nov. 22	at Southern Illinois	W	23-20	A
H/A: 2-2/3-4			232-284	

1980

 Head Coach: Bill Yung
 Record: 7-4

DATE	OPPONENT	W-L-T	SCORE	SITE
S5	Louisiana Tech	W	17-10	H
S12	at Iowa State	L	13-17	A
S19	at UNLV	W	21-17	A
S26	UT-Arlington	W	35-31	H
O3	at McNeese State	W	31-24	A
O10	Southern Illinois	L	22-29	H
O17	at Wichita State	W	23-17	A
O24	at Drake	L	13-21	A
N7	Indiana State	W	17-14	H
N14	Tulsa	L	10-24	H
N21	at New Mexico State	W	45-9	A
H/A: 3-2/4-2			247-213	

1982

 Head Coach: Don Davis
 Record: 3-8

DATE	OPPONENT	W-L-T	SCORE	SITE
Sept. 4	Abilene Christian	L	29-33	H
Sept. 11	at Louisiana Tech	L	7-28	A
Sept. 18	at Louisiana-Lafayette	L	18-31	A

Sept. 25	McNeese State	W	25-17	H
Oct. 2	Wichita State	L	21-24	H
Oct. 16	at Florida	L	14-77	A
Oct. 23	North Texas	W	24-22	H
Oct. 30	Drake	L	24-31	H
Nov. 6	at Tulsa	L	21-59	A
Nov. 13	New Mexico State	W	30-28	H
Nov. 20	at Southern Illinois	L	13-17	A
H/A: 3-3/0-5			226-367	

1983

 Head Coach: Don Davis
 Record: 0-10-1

DATE	OPPONENT	W-L-T	SCORE	SITE
Sept. 3	at North Texas	L	3-32	A
Sept. 10	Abilene Christian	L	3-28	H
Sept. 17	at McNeese State	L	0-17	A
Sept. 24	UT-Arlington	L	13-31	H
Oct. 1	Angelo State	L	3-10	H
Oct. 8	Illinois State	T	24-24	H
Oct. 22	at Wichita State	L	30-31	A
Oct. 29	at Drake	L	26-36	A
Nov. 5	Indiana State	L	20-31	H
Nov. 12	at Tulsa	L	16-31	A
Nov. 19	at New Mexico State	L	24-26	A
H/A: 0-4-1/0-6			162-297	

1984

 Head Coach: Don Davis
 Record: 3-8

DATE	OPPONENT	W-L-T	SCORE	SITE
Sept. 1	at Northern Illinois	L	33-40	A
Sept. 8	at UT-Arlington	L	19-27	A
Sept. 15	at New Mexico	L	0-27	A
Sept. 22	McNeese State	L	7-24	H
Sept. 29	at Iowa State	L	0-14	A
Oct. 5	Tulsa	L	7-35	H
Oct. 12	Abilene Christian	W	14-10	H
Oct. 19	at Southern Illinois	W	24-17	A
Oct. 26	at New Mexico State	W	21-13	A
Nov. 10	at Wichita State	L	14-17	A
Nov. 17	Drake	L	22-25	H
H/A: 1-3/2-5			161-249	

1985

 Head Coach: Bill Kelly
 Record: 6-3-1

DATE	OPPONENT	W-L-T	SCORE	SITE
Sept. 7	at Abilene Christian	L	18-25	A
Sept. 14	Angelo State	W	12-10	H
Sept. 21	Louisiana Tech	L	10-20	H
Sept. 28	Texas A&M-Kingsville	W	27-17	H
Oct. 5	Indiana State	W	29-27	H
Oct. 12	Wichita State	W	33-21	H
Oct. 19	at Illinois State	T	29-29	A
Oct. 26	at Tulsa	L	17-44	A
Nov. 2	at Drake	W	28-27	A
Nov. 6	at New Mexico State	W	55-25	A
H/A: 4-1/2-2-1			258-245	

1986

 Head Coach: Bill Kelly
 Record: 7-4
 Lone Star Conference Champions

DATE	OPPONENT	W-L-T	SCORE	SITE
Sept. 6	Troy	L	32-38	H
Sept. 13	Central Oklahoma	W	35-28	H
Sept. 20	at Louisiana Tech	L	21-24	A
Sept. 27	Mississippi College	L	24-34	H
Oct. 4	at Stephen F. Austin	L	31-36	A
Oct. 11	Angelo State	W	38-15	H
Oct. 18	at Howard Payne	W	31-7	A
Oct. 25	Texas A&M-Commerce	W	49-19	H
Nov. 1	at Texas A&M-Kingsville	W	54-49	A
Nov. 15	Eastern New Mexico	W	50-3	H
Nov. 22	at Abilene Christian	W	32-28	A
H/A: 4-2/3-2			397-281	



1987

Head Coach: Bill Kelly
Record: 5-6

DATE	OPPONENT	W-L-T	SCORE	SITE
Sept. 5	Stephen F. Austin	L	3-7	H
Sept. 12	Central Oklahoma	W	25-8	H
Sept. 19	at Troy	L	0-45	A
Sept. 26	at Mississippi College	L	16-28	A
Oct. 3	East Central	W	27-17	H
Oct.10	at Angelo State	L	7-36	A
Oct. 24	at Texas A&M-Commerce	W	35-34	A
Oct. 31	Texas A&M-Kingsville	L	20-44	H
Nov. 7	Northwest Missouri State	W	33-21	H
Nov. 14	at Eastern New Mexico	W	29-7	A
Nov. 21	Abilene Christian	L	17-27	H
H/A: 3-3/2-3			212-276	

1988

Head Coach: Steve Graf
Record: 2-8

DATE	OPPONENT	W-L-T	SCORE	SITE
Sept. 3	at Lamar	L	21-42	A
Sept. 10	at Truman State	L	28-45	A
Sept. 24	at Northwest Missouri State	W	65-42	A
Oct. 1	Angelo State	L	6-52	H
Oct. 8	at Cameron	L	29-56	A
Oct. 15	Texas A&M-Commerce	L	37-41	H
Oct. 22	at Texas A&M-Kingsville	L	7-32	A
Oct. 29	at Central Oklahoma	L	15-27	A
Nov. 5	Eastern New Mexico	W	34-15	H
Nov. 12	at Abilene Christian	L	37-51	A
H/A: 1-2/1-6			279-403	

1989

Head Coach: Steve Graf
Record: 3-8

DATE	OPPONENT	W-L-T	SCORE	SITE
Sept. 2	Sacramento State	L	22-35	H
Sept. 9	at Cal Poly	L	10-31	A
Sept. 16	Lamar	L	17-49	H
Sept. 23	Nebraska-Kearney	W	45-28	H
Sept. 30	at Angelo State	L	14-49	A
Oct. 7	Cameron	W	28-9h	H
Oct. 14	at Texas A&M-Commerce	L	20-21	A
Oct. 21	Texas A&M-Kingsville	L	3-39	H
Oct. 28	Central Oklahoma	W	26-24	H
Nov. 4	at Eastern New Mexico	L	17-21	A
Nov. 11	Abilene Christian	L	20-38	H
H/A: 3-4/0-4			222-344	

1990

Head Coach: Steve Graf
Record: 1-10

DATE	OPPONENT	W-L-T	SCORE	SITE
Sept. 1	at Sacramento State	L	9-22	A
Sept. 8	Cal Poly	L	13-48	H
Sept. 15	Tarleton	L	15-16	H
Sept. 22	at Nebraska-Kearney	L	14-17	A
Sept. 29	Angelo State	L	14-52	H
Oct. 6	at Cameron	W	20-17	A
Oct. 13	Texas-Commerce	L	35-51	H
Oct. 20	at Texas A&M-Kingsville	L	16-21	A
Oct. 27	at Central Oklahoma	L	16-38	A
Nov. 3	Eastern New Mexico	L	0-32	H
Nov. 10	at Abilene Christian	L	22-24	A
H/A: 0-5/1-5			174-338	

1991

Did Not Play (Program Disbanded)

1992

Head Coach: Ron Steele
Record: 1-9

DATE	OPPONENT	W-L-T	SCORE	SITE
Sept. 5	Southwestern Oklahoma State	L	0-37	H
Sept. 12	at Fort Lewis	L	35-46	A
Sept. 26	at Cameron	L	10-44	A
Oct. 3	Western New Mexico	L	20-30	H
Oct. 10	Prairie View A&M	W	21-15	H
Oct. 17	Southeastern Oklahoma State	L	7-38	H
Oct. 24	at New Mexico Highlands	L	14-42	A
Oct. 31	Tarleton	L	7-36	H
Nov. 7	Eastern New Mexico	L	0-56	H
Nov. 14	at Oklahoma Panhandle State	L	0-14	A
H/A: 1-4/0-5			114-358	

1993

Head Coach: Ron Steele
Record: 3-6

DATE	OPPONENT	W-L-T	SCORE	SITE
Sept. 11	Fort Lewis	L	24-27	H
Sept. 18	Oklahoma Panhandle State	W	69-8	H
Sept. 25	at Southwestern Oklahoma State	L	24-47	A
Oct. 2	Midwestern State	L	12-31	H
Oct. 9	at Prairie View A&M	W	28-6	A
Oct. 16	at Southeastern Oklahoma State	L	14-44	A
Oct. 30	Tarleton	L	27-28	H
Nov. 6	at Eastern New Mexico	W	35-34	A
Nov. 13	at Western New Mexico	L	16-41	A
H/A: 1-3/2-3			249-286	

1994

Head Coach: Morris Stone
Record: 9-2

DATE	OPPONENT	W-L-T	SCORE	SITE
Sept. 3	vs. Fort Lewis [^]	W	39-16	N
Sept. 10	Adams State	W	14-7	H
Sept. 17	Howard Payne	W	59-56	H
Sept. 24	New Mexico Highlands	W	48-16	H
Oct. 1	at Midwestern State	W	35-28	A
Oct. 8	Western New Mexico	W	70-44	H
Oct. 15	at Hardin-Simmons	W	40-34	A
Oct. 22	at Abilene Christian	L	50-51	A
Oct. 29	at Tarleton	W	59-33	A
Nov. 5	Eastern New Mexico	L	38-48	H
Nov. 12	at Oklahoma Panhandle State	W	54-28	A
H/A/N: 4-1/4-1/1-0			506-361	

[^] - Played in Farmington, New Mexico

1995

Head Coach: Morris Stone
Record: 5-6

DATE	OPPONENT	W-L-T	SCORE	SITE
Sept. 2	Western New Mexico	W	35-23	H
Sept. 9	at Adams State	W	44-26	A
Sept. 16	Fort Lewis	W	44-7	H
Sept. 23	Southwestern Oklahoma State	W	38-21	H
Sept. 30	at Angelo State	L	14-54	A
Oct. 7	Tarleton	W	46-23	H
Oct. 14	at Texas A&M-Commerce	L	7-51	A
Oct. 21	Texas A&M-Kingsville	L	17-55	H
Oct. 28	Central Oklahoma	L	6-43	H
Nov. 4	at Eastern New Mexico	L	7-10	A
Nov. 11	Abilene Christian	L	14-21	H
H/A: 4-2/1-4			272-334	

1996

 Head Coach: Morris Stone
 Record: 1-9

DATE	OPPONENT	W-L-T	SCORE	SITE
Sept. 7	Adams State	L	10-13	H
Sept. 14	at Midwestern State	W	5-0	A
Sept. 21	at Southwestern Oklahoma State	L	21-31	A
Oct. 5	Angelo State	L	10-28	H
Oct. 12	at Tarleton	L	17-27	A
Oct. 19	Texas A&M-Commerce	L	0-31	H
Oct. 26	Texas A&M-Kingsville	L	0-21	H
Nov. 2	at Central Oklahoma	L	7-21	A
Nov. 9	Eastern New Mexico	L	21-31	H
Nov. 16	at Abilene Christian	L	3-26	A
H/A: 0-5/1-4			94-229	

1997

 Head Coach: Stan McGarvey
 Record: 7-4

DATE	OPPONENT	W-L-T	SCORE	SITE
Aug. 28	at Stephen F. Austin	L	17-35	A
Sept. 6	at Adams State	W	48-0	A
Sept. 13	at Southwestern Oklahoma State	W	34-7	A
Sept. 20	East Central	W	48-0	H
Oct. 4	at Angelo State	L	23-31	A
Oct. 11	Tarleton	W	31-17	H
Oct. 18	at Texas A&M-Commerce	L	14-21	A
Oct. 25	Texas A&M-Kingsville	L	0-33	H
Nov. 1	Midwestern State	W	51-7	H
Nov. 8	at Eastern New Mexico	W (OT)	35-34	A
Nov. 15	Abilene Christian	W	20-0	H
H/A: 4-1/3-3			321-185	

1998

 Head Coach: Stan McGarvey
 Record: 8-3

DATE	OPPONENT	W-L-T	SCORE	SITE
Aug. 29	Oklahoma Panhandle State	W	54-14	H
Sept. 5	at Central Arkansas	L	30-38	A
Sept. 12	at Southwestern Oklahoma State	W	42-0	A
Sept. 19	East Central	W	42-0	H
Oct. 3	Angelo State	W	37-7	H
Oct. 10	at Tarleton	W	35-6	A
Oct. 17	Texas A&M-Commerce	W	27-14	H
Oct. 24	at Texas A&M-Kingsville	L	21-43	A
Oct. 31	at Midwestern State	W	38-22	A
Nov. 7	Eastern New Mexico	W	13-10	H
Nov. 14	at Abilene Christian	L (2OT)	29-36	A
H/A: 5-0/3-3			368-190	

1999

 Head Coach: Stan McGarvey
 Record: 3-8

DATE	OPPONENT	W-L-T	SCORE	SITE
Aug. 28	at Oklahoma Panhandle State	W	30-20	A
Sept. 4	Central Arkansas	L	20-27	H
Sept. 17	at Southwestern Oklahoma State	L	20-25	A
Sept. 25	Southeastern Oklahoma State	L	24-31	H
Oct. 2	at Angelo State	L	7-28	A
Oct. 9	Tarleton	W	7-6	H
Oct. 16	at Texas A&M-Commerce	L	3-9	A
Oct. 23	Texas A&M-Kingsville	L	14-35	H
Oct. 30	Midwestern State	L	0-24	H
Nov. 6	at Eastern New Mexico	L	16-24	A
Nov. 3	Abilene Christian	W	21-9	H
H/A: 2-4/1-4			162-238	

2000

 Head Coach: Stan McGarvey
 Record: 5-6

DATE	OPPONENT	W-L-T	SCORE	SITE
Aug. 26	Western New Mexico	W	50-0	H
Sept. 9	at Midwestern State	L	7-14	A
Sept. 16	at Western Washington	L	17-41	A
Sept. 23	Northeastern State	W	21-12	H
Sept. 30	Angelo State	L	3-28	H

Oct. 7	at Tarleton	L	19-43	A
Oct. 14	Texas A&M-Commerce (H)	W	45-20	H
Oct. 21	at Texas A&M-Kingsville	W	13-3	A
Oct. 28	at East Central	L	17-26	A
Nov. 4	Eastern New Mexico (H)	L	21-49	H
Nov. 11	at Abilene Christian	W	31-30	A
H/A: 3-2/2-4			244-256	

2001

 Head Coach: Stan McGarvey
 Record: 2-9

DATE	OPPONENT	W-L-T	SCORE	SITE
Aug. 30	Midwestern State	L	14-42	H
Sept. 8	at Western New Mexico	W	35-14	A
Sept. 15	Northwestern Oklahoma State	W	27-10	H
Sept. 22	at Northeastern State	L	17-28	A
Sept. 29	at Angelo State	L	10-30	A
Oct. 6	Tarleton	L	3-62	H
Oct. 13	at Texas A&M-Commerce	L	19-28	A
Oct. 20	Texas A&M-Kingsville	L	17-33	H
Oct. 27	East Central	L	30-38	H
Nov. 3	at Eastern New Mexico	L	27-41	A
Nov. 10	Abilene Christian	L	31-34	H
H/A: 1-5/1-4			238-352	

2002

 Head Coach: Ronnie Jones
 Record: 0-11

DATE	OPPONENT	W-L-T	SCORE	SITE
Sept. 7	Southwestern Oklahoma State	L	21-39	H
Sept. 14	at Northwestern Oklahoma State	L	0-43	A
Sept. 21	Central Oklahoma	L	14-34	H
Sept. 28	at Southeastern Oklahoma State	L	7-43	A
Oct. 5	Angelo State	L	0-19	H
Oct. 12	at Midwestern State	L	14-54	A
Oct. 19	Texas A&M-Commerce	L	17-18	H
Oct. 26	at Texas A&M-Kingsville	L	7-49	A
Nov. 2	Tarleton	L	17-42	H
Nov. 9	Eastern New Mexico	L	16-27	H
Nov. 16	at Abilene Christian	L	31-35	A
H/A: 0-6/0-5			144-401	

2003

 Head Coach: Ronnie Jones
 Record: 3-8

DATE	OPPONENT	W-L-T	SCORE	SITE
Aug. 30	Oklahoma Panhandle State	W	42-21	H
Sept. 6	at Southwestern Oklahoma State	L	14-30	A
Sept. 20	at Central Oklahoma	L	20-31	A
Sept. 27	Southeastern Oklahoma State	L	30-55	H
Oct. 4	at Angelo State	L	19-20	A
Oct. 11	Midwestern State	L	13-48	H
Oct. 18	at Texas A&M-Commerce	W	30-17	A
Oct. 25	Texas A&M-Kingsville	L	13-38	H
Nov. 1	at Tarleton	L	27-47	A
Nov. 8	at Eastern New Mexico	W	49-23	A
Nov. 15	Abilene Christian	L	27-34	H
H/A: 1-4/2-4			266-374	

2004

 Head Coach: Ronnie Jones
 Record: 2-8

DATE	OPPONENT	W-L-T	SCORE	SITE
Sept. 4	at East Central	L	6-13	A
Sept. 11	Central Oklahoma	L	27-38	H
Sept. 18	at Southwestern Oklahoma State	W	23-6	A
Sept. 25	at Texas A&M-Kingsville	L	21-69	A
Oct. 2	Midwestern State	L	26-30	H
Oct. 9	at Eastern New Mexico	L	20-21	A
Oct. 16	Abilene Christian	L	24-27	H
Oct. 23	at Angelo State	W	36-33	A
Oct. 30	Tarleton	L	14-34	H
Nov. 6	Texas A&M-Commerce	L	28-38	H
H/A: 0-5/2-3			225-309	



2005

Head Coach: Don Carthel
 Record: 10-2
 Lone Star Conference Champions
 NCAA Playoffs - Second Round

DATE	OPPONENT	W-L-T	SCORE	SITE
Aug. 25	at New Mexico Highlands	W	90-21	A
Sept. 3	East Central	W	37-6	H
Sept. 10	at Central Oklahoma	W	44-31	A
Sept. 17	Southwestern Oklahoma State	W	41-14	H
Sept. 24	Texas A&M-Kingsville	W	28-20	H
Oct. 1	at Midwestern State	W	47-44	A
Oct. 8	Eastern New Mexico	W (OT)	52-51*	H
Oct. 15	at Abilene Christian	W	40-24	A
Oct. 22	Angelo State	L	53-58	H
Oct. 29	at Texas A&M-Commerce	W	19-17	A
Nov. 5	at Tarleton	W	30-26	A
NCAA PLAYOFFS				
Nov. 19	Pittsburg State	L	3-41	H
H/A: 4-2/6-0 484-353				

2006

Head Coach: Don Carthel
 Record: 11-2
 Lone Star Conference Champions
 NCAA Playoffs - First Round

DATE	OPPONENT	W-L-T	SCORE	SITE
Aug. 31	Colorado Mesa	W	44-14	H
Sept. 9	Adams State	W	31-11	H
Sept. 16	at Texas A&M-Commerce	W	35-10	A
Sept. 23	Northeastern State	W	14-10	H
Sept. 30	at Texas A&M-Kingsville	W	51-31	A
Oct. 7	Midwestern State	W	29-27	H
Oct. 14	at Eastern New Mexico	W	21-14	A
Oct. 19	Abilene Christian	L	33-49	H
Oct. 28	at Angelo State	W	26-10	A
Nov. 4	at Central Oklahoma	W	38-7	A
Nov. 11	Tarleton	W	21-16	H
Nov. 18	Abilene Christian	W (OT)	30-27	H
NCAA PLAYOFFS				
Nov. 25	at Chadron State	L	17-43	A
H/A: 6-1/5-1 390-269				

2007

Head Coach: Don Carthel
 Record: 12-1
 Lone Star Conference Champions
 NCAA Playoffs - Second Round

DATE	OPPONENT	W-L-T	SCORE	SITE
Aug. 30	South Dakota	W	55-45	H
Sept. 8	at Adams State	W	63-20	A
Sept. 15	Texas A&M-Commerce	W	45-14	H
Sept. 21	at Northeastern State	W	38-0	A
Sept. 29	Texas A&M-Kingsville	W	36-3	H
Oct. 6	at Midwestern State	W	25-20	A
Oct. 13	Eastern New Mexico	W	62-31	H
Oct. 20	at Abilene Christian	W	41-31	A
Oct. 27	Angelo State	W	38-17	H
Nov. 3	Central Oklahoma	W	31-0	H
Nov. 10	at Tarleton	W	39-14	A
NCAA PLAYOFFS				
Nov. 17	Washburn	W	40-39	H
Nov. 24	at Northwest Missouri State	L	28-56	A
H/A: 7-0/5-1 541-290				

2008

Head Coach: Don Carthel
 Record: 11-2
 NCAA Playoffs - Second Round

DATE	OPPONENT	W-L-T	SCORE	SITE
Aug. 28	at Colorado Mesa	W	23-20	A
Sept. 6	at Central Oklahoma	W	49-18	A
Sept. 13	Azusa Pacific	W	75-13	H
Sept. 20	Southwestern Oklahoma	W	42-20	H
Sept. 28	at Texas A&M-Kingsville	W	55-35	A
Oct. 4	Midwestern State	W	42-14	H
Oct. 11	at Eastern New Mexico	W	51-27	A
Oct. 18	Abilene Christian	L	35-52	H

Oct. 25	at Angelo State	W	27-0	A
Nov. 3	Northeastern State	W	59-9	H
Nov. 8	Tarleton	W	51-0	H
NCAA PLAYOFFS				
Nov. 15	Central Washington	W	49-42	H
Nov. 22	at Abilene Christian	L	68-93	A
H/A: 6-1/5-1 626-343				

2009

Head Coach: Don Carthel
 Record: 7-5
 Kanza Bowl Champions

DATE	OPPONENT	W-L-T	SCORE	SITE
Aug. 29	Grand Valley State	L	23-37	H
Sept. 5	Central Oklahoma	L	17-24	H
Sept. 12	at Central Washington	L	10-34	A
Sept. 19	at Southwestern Oklahoma State	W	41-15	A
Sept. 27	Texas A&M-Kingsville	L (OT)	17-23	H
Oct. 3	at Midwestern State	L	19-31	A
Oct. 10	Eastern New Mexico	W	34-24	H
Oct. 17	at Abilene Christian	W	32-21	A
Oct. 24	Angelo State	W	43-15	H
Oct. 31	at Northeastern State	W	66-23	A
Nov. 7	at Tarleton	W	49-35	A
KANZA BOWL				
Dec. 5	vs. Nebraska-Omaha [^]	W	31-25	N
H/A/N: 2-3/4-2/1-0 382-307				
[^] - Played in Topeka, Kansas				

2010

Head Coach: Don Carthel
 Record: 8-4
 NCAA Playoffs - First Round

DATE	OPPONENT	W-L-T	SCORE	SITE
Sept. 2	at Grand Valley State	L	31-34	A
Sept. 11	at Southwestern Oklahoma State	W	77-14	A
Sept. 18	Southeastern Oklahoma State	W	41-17	H
Sept. 25	at Angelo State	W	37-27	A
Oct. 2	at Northeastern State	W	34-22	A
Oct. 9	Tarleton	W	48-17	H
Oct. 16	at Texas A&M-Kingsville	L	24-28	A
Oct. 23	Midwestern State	W	42-29	H
Oct. 30	at Incarnate Word	W	49-10	A
Nov. 6	Abilene Christian	L	34-41	H
Nov. 13	East Central	W	52-21	H
NCAA PLAYOFFS				
Nov. 20	at Central Missouri	L	35-55	A
H/A: 4-1/4-3 469-260				

2011

Head Coach: Don Carthel
 Record: 8-3
 Kanza Bowl Champions

DATE	OPPONENT	W-L-T	SCORE	SITE
Sept. 1	CSU-Pueblo	L	24-26	H
Sept. 17	vs. Texas A&M-Kingsville!	W	42-21	N
Sept. 24	Incarnate Word	W	52-7	H
Oct. 1	at Tarleton	W	44-13	A
Oct. 8	Angelo State	W	19-7	H
Oct. 15	at Abilene Christian	L	18-28	A
Oct. 22	Eastern New Mexico	W	52-21	H
Oct. 29	Central Washington	W	49-35	H
Nov. 5	at Midwestern State	L	21-35	A
Nov. 12	Texas A&M-Commerce	W	49-0	H
KANZA BOWL				
Nov. 27	vs. Central Missouri [^]	W	26-7	N
H/AN: 5-1/1-2/2-0 396-200				
! - LSC Football Festival Played in Arlington, Texas				
[^] - Played in Topeka, Kansas				

2012

Head Coach: Don Carthel
 Record: 12-3
 Lone Star Conference Champions
 NCAA Playoffs - National Semifinalists

DATE	OPPONENT	W-L-T	SCORE	SITE
Aug. 30	at CSU-Pueblo	L	34-44	A
Sept. 8	Western Colorado	W	57-20	H
Sept. 15	vs. Texas A&M-Kingsville!	W	40-10	N
Sept. 22	at Incarnate Word	W	24-0	A
Sept. 29	Tarleton	W	41-21	H
Oct. 6	at Angelo State	W	35-9	A
Oct. 13	Abilene Christian	W	36-0	H
Oct. 20	at Eastern New Mexico	W	44-21	A
Oct. 27	at West Georgia	W	52-28	A
Nov. 3	Midwestern State	L	48-52	H
Nov. 10	at Texas A&M-Commerce	W	45-14	A
NCAA PLAYOFFS				
Nov. 17	at Chadron State	W	38-30	A
Nov. 24	at Ashland	W	33-28	A
Dec. 1	at CSU-Pueblo	W	34-16	A
Dec. 8	at Winston-Salem State	L	18-41	A
H/A/N: 3-1/8-2/1-0			579-331	
! - LSC Football Festival Played in Arlington, Texas				

2013

Head Coach: Mike Nesbitt
 Record: 11-3
 NCAA Playoffs - National Quarterfinalists

DATE	OPPONENT	W-L-T	SCORE	SITE
Sept. 7	at Western Colorado	W	48-21	A
Sept. 12	vs. Chadron State !	W	34-31	N
Sept. 21	Texas A&M-Commerce	W	62-28	H
Sept. 28	at Texas A&M-Kingsville	W	69-7	A
Oct. 5	Central State	W	72-0	H
Oct. 12	at Tarleton	L	27-31	A
Oct. 19	Angelo State	W	34-30	H
Oct. 26	at McMurry	W	90-57	A
Nov. 2	Eastern New Mexico	L	38-39	H
Nov. 9	West Georgia	W	63-23	H
Nov. 16	at Midwestern State	W	19-12	A
NCAA PLAYOFFS				
Nov. 23	at Indianapolis	W	27-14	A
Nov. 30	at Ohio Dominican	W	34-27	A
Dec. 7	at Grand Valley State	L	28-35	A
H/A/N: 4-1/6-2/1-0			645-355	
! - LSC Football Festival Played in Arlington, Texas				

2014

Head Coach: Mike Nesbitt
 Record: 2-5

DATE	OPPONENT	W-L-T	SCORE	SITE
Sept. 4	at CSU-Pueblo	L	6-35	A
Sept. 13	Tarleton	L	27-31	H
Sept. 20	vs. Shorter!%	W	27-19	N
Sept. 27	at Angelo State%	W	58-41	A
Oct. 4	McMurry%	W	56-21	H
Oct. 11	at Midwestern State%	W	34-13	A
Oct. 18	at Texas A&M-Commerce	L	21-48	A
Oct. 25	Texas A&M-Kingsville	W	48-21	H
Nov. 1	at Eastern New Mexico	L	21-31	A
LSC FOOTBALL PLAYOFF				
Nov. 8	McMurry	W	58-13	H
Nov. 15	at Eastern New Mexico	L	45-55	A
H/A/N: 4-1/1-4/1-0			401-328	
! - LSC Football Festival Played in Arlington, Texas				
% - Vacated Wins				

2015

Head Coach: Mike Nesbitt
 Record: 6-4

DATE	OPPONENT	W-L-T	SCORE	SITE
Sept. 3	Azusa Pacific	L	24-27	H
Sept. 12	CSU-Pueblo	W	31-30	H
Sept. 19	Tarleton!	W	52-38	N
Sept. 26	Angelo State	L	17-35	H
Oct. 10	at Midwestern State	L	17-24	A
Oct. 17	Texas A&M-Commerce	L	20-38	H

Oct. 24	at Texas A&M-Kingsville	W	24-14	A
Oct. 31	Eastern New Mexico	W	52-42	H
LSC FOOTBALL PLAYOFF				
Nov. 7	at Oklahoma Panhandle State	W	28-21	A
Nov. 14	Texas A&M-Kingsville	W	51-45	H
H/A/N: 3-3/2-1/1-0			316-314	
! - LSC Football Festival Played in Arlington, Texas				

2016

Head Coach: Mike Nesbitt
 Record: 6-5

DATE	OPPONENT	W-L-T	SCORE	SITE
Sept. 1	at Azusa Pacific	L	10-28	A
Sept. 10	at CSU-Pueblo	W	26-10	A
Sept. 18	at UT Permian Basin	W	48-14	A
Sept. 24	Tarleton	W	37-25	H
Oct. 1	at Eastern New Mexico	L	30-39	A
Oct. 8	Texas A&M-Kingsville	L	34-51	H
Oct. 15	at Oklahoma Panhandle State	W	42-14	A
Oct. 22	Midwestern State	W	35-27	H
Oct. 29	at Texas A&M-Commerce	L	0-36	A
Nov. 5	Angelo State	L	6-28	H
Nov. 12	at Western New Mexico	W (OT)	37-30	A
H/A/N: 2-2/4-3/0-0			305-302	

2017

Head Coach: Hunter Hughes
 Record: 3-8

DATE	OPPONENT	W-L-T	SCORE	SITE
Sept. 2	Azusa Pacific	L	13-34	H
Sept. 9	CSU-Pueblo	W	24-21	H
Sept. 16	UT Permian Basin	W	17-6	H
Sept. 23	at Tarleton	L	20-30	A
Sept. 30	Eastern New Mexico	L	14-28	H
Oct. 7	at Texas A&M-Kingsville	L	9-37	A
Oct. 14	Adams State	W	17-14	H
Oct. 21	at Midwestern State	L	3-45	A
Oct. 28	Texas A&M-Commerce	L	16-35	H
Nov. 4	at Angelo State	L	3-51	A
Nov. 11	Western New Mexico	L	17-21	H
H/A: 3-4/0-4			155-242	

2018

Head Coach: Hunter Hughes
 Record: 6-5

DATE	OPPONENT	W-L-T	SCORE	SITE
Sept. 1	at Azusa Pacific	L	7-17	A
Sept. 8	Oklahoma Panhandle State	W	42-7	H
Sept. 15	Tarleton	L	7-44	H
Sept. 22	at Western New Mexico	W	27-17	A
Sept. 29	at Central Washington	W	28-26	A
Oct. 6	UT Permian Basin	W	42-21	H
Oct. 13	at Angelo State	W	26-18	A
Oct. 20	Eastern New Mexico	L	0-28	H
Oct. 27	at Texas A&M-Commerce	L	16-41	A
Nov. 3	Texas A&M-Kingsville	W	35-31	H
Nov. 10	at Midwestern State	L (OT)	23-24	A
H/A: 3-2/3-3			253-274	

2019

Head Coach: Hunter Hughes
 Record: 8-3

DATE	OPPONENT	W-L-T	SCORE	SITE
Sept. 7	Azusa Pacific	W	35-16	H
Sept. 14	at William Jewell	W	49-21	A
Sept. 21	at Tarleton	L	28-58	A
Sept. 28	Western New Mexico	W	45-21	H
Oct. 5	Central Washington	W	48-41	H
Oct. 12	at UT Permian Basin	W	14-10	A
Oct. 19	Angelo State	L	14-17	H
Oct. 26	at Eastern New Mexico	W	35-14	A
Nov. 2	Texas A&M-Commerce	L	20-34	H
Nov. 9	at Texas A&M-Kingsville	W	35-31	A
Nov. 16	Midwestern State	W	34-24	H
H/A: 4-2/4-1			357-287	



2020

Head Coach: Hunter Hughes

Record: 3-3

COVID-19 Pandemic

DATE	OPPONENT	W-L-T	SCORE	SITE
Sept. 19	Oklahoma Panhandle State	W	58-7	H
Sept. 26	at Angelo State	L	10-21	A
Oct. 3	at Stephen F. Austin	L	6-34	A
Oct. 24	Angelo State	W	34-27	H
Oct. 31	North American	W	56-0	H
Nov. 21	Pittsburg State	L	28-42	H
H/A: 3-1/0-2			192-131	

2021

Head Coach: Hunter Hughes

Record: 7-4

DATE	OPPONENT	W-L-T	SCORE	SITE
Sept. 2	Texas College	W	73-0	H
Sept. 11	at UT Permian Basin	L	31-42	A
Sept. 18	Western New Mexico	W	42-14	H
Sept. 25	Colorado School of Mines	L	13-21	H
Oct. 2	at Western Oregon	L	38-41	A
Oct. 9	Angelo State	W	31-15	H
Oct. 16	at Eastern New Mexico	W	44-24	A
Oct. 23	Texas A&M-Commerce	L	3-15	H
Oct. 30	at Texas A&M-Kingsville	W	35-23	A
Nov. 6	Midwestern State	W	15-12	H
Nov. 13	Bethel College	W	52-9	H
H/A: 5-2/2-2			377-216	

THE BUFFS ON HOMECOMING

Year	Opponent	Result	Record
1931	New Mexico	W, 7-0	1-0-0
1932	Sul Ross State	T, 7-7	1-0-1
1933	Oklahoma City	L, 32-13	1-1-1
1934	McMurry	L, 17-7	1-2-1
1937	Northwestern Oklahoma State	W, 26-0	2-2-1
1938	Sul Ross State	W, 16-7	3-2-1
1939	St. Mary's	W, 34-13	4-2-1
1941	St. Mary's	W, 40-21	5-2-1
1942	Hardin-Simmons	L, 27-6	5-3-1
1950	Sam Houston State	W, 39-18	6-3-1
1951	Hardin-Simmons	L, 27-6	6-4-1
1952	New Mexico State	W, 45-7	7-4-1
1954	New Mexico State	W, 41-7	8-4-1
1955	Hardin-Simmons	L, 19-18	8-5-1
1956	UTEP	L, 16-13	8-6-1
1957	Hardin-Simmons	W, 39-19	9-6-1
1958	UTEP	L, 29-12	9-7-1
1959	Virginia Tech	L, 26-21	9-8-1
1960	Trinity	W, 28-0	10-8-1
1961	Arizona State	L, 28-11	10-9-1
1962	New Mexico State	W, 20-12	11-9-1
1963	Arizona	L, 6-3	11-10-1
1964	Memphis State	L, 41-0	11-11-1
1965	New Mexico State	L, 10-2	11-12-1
1966	Richmond	W, 41-7	12-12-1
1967	UT-Arlington	W, 37-27	13-12-1
1968	Western Michigan	W, 53-36	14-12-1
1969	New Mexico State	W, 17-16	15-12-1
1970	North Texas	L, 11-10	15-13-1
1971	Idaho	L, 26-0	15-14-1
1972	New Mexico State	W, 63-14	16-14-1
1973	Utah State	L, 36-14	16-15-1
1974	Lamar	L, 9-7	16-16-1
1975	Drake	W, 24-6	17-16-1
1976	McNeese State	W, 30-25	18-16-1
1977	Drake	W, 31-7	19-16-1
1978	Lamar	W, 55-16	20-16-1
1979	Indiana State	W, 33-17	21-16-1
1980	New Mexico State	W, 17-15	22-16-1
1981	Indiana State	W, 17-15	23-16-1
1982	Wichita State	L, 24-21	23-17-1
1983	Illinois State	T, 24-24	23-17-2
1984	Abilene Christian	W, 14-10	24-17-2
1985	Wichita State	W, 33-21	25-17-2
1986	Angelo State	W, 38-15	26-17-2
1987	East Central	W, 27-17	27-17-2
1988	Texas A&M-Commerce	L, 41-37	27-18-2
1989	Cameron	W, 28-9	28-18-2
1990	Texas A&M-Commerce	L, 51-35	28-19-2
1992	Western New Mexico	L, 30-20	28-20-2
1993	Midwestern State	L, 31-12	28-21-2
1994	Western New Mexico	W, 70-44	29-21-2
1995	Tarleton State	W, 46-23	30-21-2
1996	Angelo State	L, 28-10	30-22-2
1997	Tarleton State	W, 31-17	31-22-2
1998	Angelo State	W, 37-7	32-22-2
1999	Tarleton State	W, 7-6	33-22-2
2000	Texas A&M-Commerce	W, 45-20	34-22-2
2001	Tarleton State	L, 62-3	34-23-2
2002	Angelo State	L, 19-0	34-24-2
2003	Midwestern State	L, 48-13	34-25-2
2004	Midwestern State	L, 30-26	34-26-2
2005	Eastern New Mexico	W, 52-51 OT	35-26-2
2006	Midwestern State	W, 29-27	36-26-2
2007	Eastern New Mexico	W, 62-31	37-26-2
2008	Midwestern State	W, 42-14	38-26-2
2009	Eastern New Mexico	W, 34-24	39-26-2
2010	Tarleton State	W, 48-17	40-26-2
2011	Angelo State	W, 19-7	41-26-2
2012	Abilene Christian	W, 36-0	42-26-2
2013	Central State	W, 72-0	43-26-2
2014	McMurry	W, 56-21	44-26-2
2015	Angelo State	L, 35-17	44-27-2
2016	Texas A&M-Kingsville	L, 51-34	44-28-2
2017	Adams State	W, 17-14	45-28-2
2018	UT Permian Basin	W, 42-21	46-28-2
2019	Central Washington	W, 48-41	47-28-2
2021	Angelo State	W, 31-15	48-28-2

Opponent	W	L	T	Last Meeting	Opponent	W	L	T	Last Meeting
Abilene Christian	18	28	0	10/13/12 - W, 36-0	New Mexico	9	5	0	9/15/84 - L, 27-0
Abilene Collegians	1	0	0	1944 - W, 41-6	New Mexico Highlands	10	1	0	8/25/05 - W, 90-21
Adams State	6	1	0	10/14/17 - W, 17-14	New Mexico Military	11	8	2	1938 - W, 48-0
Albuquerque Air Force	1	0	0	1942 - W, 18-13	New Mexico State	26	11	2	11/16/85 - W, 55-25
Amarillo Air Base	0	2	0	1945 - L, 20-12	North American	1	0	0	10/31/20 - W, 56-0
Amarillo High School	3	6	0	1916 - L, 34-0	North Texas	6	17	0	9/3/83 - L, 32-3
Amarillo Military	1	0	0	1915 - W, 18-13	Northeastern State	6	1	0	10/2/11 - W, 34-22
Angelo State	15	19	0	10/9/21 - W, 31-15	Northern Arizona	9	1	0	9/20/69 - L, 21-20
Arizona	3	9	1	10/26/63 - L, 6-3	Northern Illinois	3	4	0	9/1/84 - L, 40-33
Arizona State	7	13	0	10/1/66 - W, 21-20	Northwest Missouri State	2	1	0	11/24/07 - L, 56-28
Ashland	1	0	0	11/24/12 - W, 33-28	Northwestern Oklahoma State	4	5	0	9/14/02 - L, 43-0
Azusa Pacific	2	4	0	9/7/19 - W, 35-16	Ohio	2	1	0	9/18/65 - W, 7-0
Baylor	0	2	0	9/20/80 - L, 43-15	Ohio Dominican	1	0	0	11/30/13 - W, 34-27
Bethel College	1	0	0	11/13/21 - W, 52-9	Oklahoma City	3	3	0	1941 - W, 34-0
Bowling Green	4	1	0	11/14/70 - W, 23-7	Oklahoma Panhandle State	18	1	0	9/19/20 - W, 58-7
BYU	1	0	0	9/23/61 - W, 55-8	Oklahoma State	1	1	0	9/13/80 - W, 20-19
Cal Poly	0	2	0	9/8/90 - L, 48-13	Pacific	4	0	0	9/28/68 - W, 23-7
Cal State-Northridge	1	0	0	12/2/67 - W, 35-13	Phillips	1	0	0	1931 - W, 6-0
Cameron	2	2	0	9/26/92 - L, 44-10	Pittsburg State	1	2	1	11/21/20 - L, 42-28
Canadian High School	1	0	0	1919 - W, 55-0	Plainview High School	0	2	0	1919 - L, 6-0
Canyon High School	1	0	0	1910 - W, 6-0	Portales High School	2	0	0	1919 - W, 72-0
Central Arkansas	0	2	0	9/4/99 - L, 27-20	Prairie View A&M	2	0	0	10/9/93 - W, 28-6
Central Missouri	1	1	0	11/27/11 - W, 26-7	Richmond	1	0	0	10/15/66 - W, 41-7
Central Oklahoma	8	11	1	9/5/10 - L, 24-17	Sacramento State	0	2	0	9/1/90 - L, 22-9
Central State	1	0	0	10/5/13 - W, 72-0	San Diego State	0	2	0	11/4/72 - L, 37-6
Central Washington	4	1	0	10/5/19 - W, 48-41	Sam Houston State	1	1	0	10/21/50 - W, 45-6
Chadron State	2	1	0	9/12/13 - W, 34-31	San Jose State	2	0	0	10/31/64 - W, 18-7
Cincinnati	1	0	0	1/1/50 - W, 14-13	Seth Ward	3	2	0	1915 - W, 19-6
Clarendon	8	9	2	1927 - W, 44-0	Shorter*	0	0	0	9/20/14 - W, 27-19
Clovis High School	1	1	0	1918 - W, 97-7	South Dakota	1	0	0	8/30/07 - W, 55-45
Colorado College	2	1	0	10/12/46 - W, 13-12	South Dakota State	1	0	0	1939 - W, 35-7
Colorado Mesa	2	0	0	8/28/08 - W, 23-20	Southeastern Oklahoma State	3	7	0	9/18/11 - W, 41-17
Colorado School of Mines	0	1	0	9/25/21 - L, 21-13	South Plains Air Base	1	0	0	1944 - W, 19-6
Colorado State	4	3	1	11/12/77 - T, 21-21	Southern Illinois	4	4	0	10/19/84 - W, 24-17
Colorado State-Pueblo	4	3	0	9/9/17 - W, 24-21	Southern Mississippi	3	8	0	10/5/74 - W, 31-0
Dalhart Air Base	1	0	0	1945 - W, 21-0	Southwestern Oklahoma State	8	9	2	9/11/11 - W, 77-14
Daniel Baker	4	5	1	1938 - W, 40-7	St. Benedict's	3	4	0	1940 - W, 40-14
Drake	8	10	0	11/2/85 - W, 28-27	St. Mary's	3	0	0	1941 - W 40-21
East Carolina	2	0	0	10/3/70 - W, 42-30	Stephen F. Austin	2	4	0	10/3/20 - L, 34-6
East Central	5	5	0	11/13/10 - W, 52-21	Sul Ross State	6	0	2	1939 - W, 26-6
Eastern New Mexico	18	17	0	10/16/21 - W, 44-24	Tampa	1	1	0	11/9/74 - W, 24-6
Florida	0	1	0	10/16/82 - L, 77-14	Tarleton	15	14	0	9/21/19 - L, 58-28
Fort Lewis	2	2	0	9/16/95 - W, 44-7	TCU	0	1	0	1921 - L, 30-0
Fresno State	1	1	0	1941 - W, 7-6	Texas A&M-Commerce	14	21	0	10/23/21 - L, 15-3
Goodnight College	2	0	0	1913 - W, 22-0	Texas A&M-Corpus Christi	4	0	0	9/15/56 - W, 29-6
Grand Valley State	0	3	0	12/7/13 - L, 35-28	Texas A&M-Kingsville	17	18	1	10/30/21 - W, 35-23
Hardin-Simmons	10	26	0	11/17/62 - W, 34-13	Texas College	1	0	0	9/2/21 - W, 73-0
Hereford High School	3	3	0	1914 - W, 58-6	Texas State	1	0	0	9/27/80 - W, 21-13
Hereford Town Team	1	0	0	1920 - L, 15-0	Texas Tech	7	20	0	11/7/64 - L, 48-0
Houston	1	4	0	9/29/79 - L, 49-10	Texas Wesleyan	1	2	0	1937 - L, 13-6
Howard Payne	2	1	0	9/17/94 - W, 59-56	Trinity	8	7	0	10/9/65 - W, 34-6
Idaho	1	1	0	10/12/74 - W, 21-6	Troy	0	2	0	9/19/87 - L, 45-0
Illinois State	0	0	2	10/19/85 - T, 29-29	Truman State	0	1	0	9/10/88 - L, 45-28
Incarinate Word	3	0	0	10/22/12 - W, 24-0	Tulsa	1	13	1	10/26/85 - L, 44-17
Indianapolis	1	0	0	11/23/13 - W, 27-14	UNLV	1	0	0	9/19/81 - W, 21-17
Indiana State	5	2	0	10/5/85 - W, 29-27	UT-Arlington	10	9	0	9/8/84 - L, 27-19
Iowa State	0	2	0	9/29/84 - L, 14-0	UTEP	10	17	0	10/8/66 - L, 9-3
Lamar	8	5	1	9/26/89 - L, 49-17	Utah State	0	5	0	10/11/75 - L, 21-17
Louisiana-Lafayette	0	2	0	9/18/82 - L, 31-18	UT Permian Basin	4	1	0	9/11/21 - L, 41-32
Louisiana-Monroe	2	0	0	11/13/76 - W, 58-41	Virginia Tech	0	2	0	11/7/59 - L, 26-21
Louisiana Tech	1	3	0	9/20/86 - L, 24-21	Washburn	1	0	0	11/17/07 - W, 40-39
Louisville	1	2	0	11/30/74 - L, 10-8	Wayland Baptist	8	5	1	1932 - W, 52-0
Lowery Phillips	1	1	0	1914 - W, 54-0	West Georgia	2	0	0	11/9/13 - W, 63-23
Lubbock Air Base	2	0	0	1944 - W, 19-12	Western Coiorado	6	0	0	9/7/13 - W, 48-21
Lubbock High School	2	0	0	1915 - W, 19-6	Western Michigan	3	1	0	11/7/70 - L, 20-0
McMurry*	13	8	1	11/8/14 - W, 58-13	Western New Mexico	8	3	0	9/18/21 - W, 42-14
McNeese State	3	7	0	9/22/84 - L, 24-7	Western Oregon	0	1	0	10/2/21 - L, 41-38
Memphis	0	6	0	9/11/71 - L, 30-0	Western Washington	0	1	0	9/16/00 - L, 41-17
Midwestern State*	18	15	0	11/6/21 - W, 15-12	Wichita State	11	11	0	10/12/85 - W, 33-21
Mississippi College	0	2	0	9/26/87 - L, 28-16	William Jewell	1	0	0	9/14/19 - W, 49-21
Mississippi State	0	1	0	9/2/78 - L, 28-10	Winston-Salem State	0	1	0	12/8/12 - L, 41-18
Montana State	2	0	0	10/5/68 - W, 35-20					
Montezuma College	2	0	0	1924 - W, 77-0					
Nebraska-Kearney	1	1	0	9/22/90 - L, 17-14					
Nebraska-Omaha	1	0	0	12/5/10 - W, 31-25					

* - 2014 Win Vacated

A

Miles Ackerman.....	2011-14
Ralph Ackerman.....	1919
Kenneth Adameck.....	1976
Bob Adams.....	1920
Donny Adams.....	2000
Ed Adams.....	1979-80
Lamont Adams.....	1996
Wayne Adams.....	1969-70
Ricko Aguirre.....	1998-01
Tom Airhart.....	1949-51
Glen Akers.....	1919-20
Yomi Akintunde.....	2007
Dan Alaniz.....	1993-94
Richard Albertson.....	1985-86
Adam Alcorn.....	2019
Gus Aldana.....	1992-94
Albertson Alexandre.....	2011
Tony Alexander.....	1984-85
Ed Alford.....	1972-74
Chase Allen.....	2002-04
George Allen.....	1964-65
J.D. Allen.....	2015
Marc Allen.....	1964-66
Steve Allen.....	2006-07
Torrence Allen.....	2010-13
Wallace Allen.....	1941
Perry Alfred.....	1979-81
Jeremy Alridge-Mitchell.....	2012-15
Carl Alvord.....	1994
Buck Ambrum.....	1936-37
Xavier Amey.....	2014-15
Chris Anderson.....	1986-87
Don Anderson.....	1942
J.W. Anderson.....	1940,1942
Louis Anderson.....	1941
Ralph Anderson.....	1968-70
Troy Anderson.....	1967-69
Will N. Anderson.....	1924-25
Clete Andrews.....	2001
Dan Andrews.....	1966-67
Michael Andrews.....	2016
Rod Anley.....	2005
Tim Anuszkiewicz.....	1988-90
Ben Arbuckle.....	2016-17
Jimmy Arias.....	1997
Roy Armentrout.....	1964-65
Anthony Armstrong.....	2001-04
Jason Arnold.....	2000
Caleb Arreola.....	2021-Pres.
Simon Ariola.....	1990
Carlos Artis.....	1995
Jason Ash.....	1992-93
Nick Ashley.....	2002-06
Emory Atterberry.....	2010-14
Pat Ator.....	1914
Nick Awalt-Thompson.....	1993-94
John M. Ayers.....	1973-75
John T. Ayers 1997-98, 2000-01	
Bobby Azam.....	1992-93
Dag Azam.....	1967-69

B

Babbit.....	1916
-------------	------

Shade Baichtal.....	2009-10
Brad Bailey.....	1992-94
Brian Bailey.....	1992-94
Collin Bailey.....	2016
Richard Bailey.....	1999-00
Samuel Bailey.....	1998
Hugh Bain.....	1918
Michael Bain.....	1988-89
Clyde Baird.....	2011
Fred Baird.....	2011
Adrian Baker.....	1981-83
Brendan Baker.....	2006
Chip Baker.....	1993-94
Milton Baker.....	1978-81
Ronald Baker.....	1981
Eugene H. Baldwin.....	1962-63
M.C. Ball.....	2015
R. Ball.....	2015
Guy Ballard.....	2015
Ken Ballard.....	1954-55, 57
Prentice Challengee.....	1931-32
Boyce Bandy.....	1928-29
Aaron Banks.....	1968
Demetri Banks.....	2004
Rod Banks.....	1981
Terry Banks.....	2013, 15
Rocco Barbaro.....	1997
Chris Barnard.....	1980-81
Charles Barnes.....	1995-96
Tyrene Barnes.....	1996
Val Barnes.....	2002-03
Isaiah Barnett.....	2017
Tanner Barnett.....	2015-16, 19
Joe Bob Barnhill.....	1951, 53
Duane Barrett.....	1951
Price Barrett.....	1929
Rick Barrett.....	1965-67
Randy Barros.....	2001
Delbert Barron.....	1940
Joseph Barron.....	2018-19
Nathan Bartley.....	2015
Willie Barton.....	2008
Talon Baskin.....	2017
Farris Bass.....	1927-29
Aaron Bassett.....	1999-00
Reginald Bassett.....	1970
Ronnie Bassett.....	1971
Walker Bateman.....	1949-50
Larry Bates.....	1973
Vic Bates.....	1946-47
Weldon Bates.....	1949-49
Dick Battenfield.....	1920
John Battenfield.....	1919
R. Battenfield.....	1919
Josh Beal.....	2014,-15
Don Beck.....	1954-57
Michael Becker.....	1997-98, 00
Jack Beech.....	1954
Dwaine Beery.....	1951
Jerry Behrens.....	1959-61
Clarence Bell.....	2014
Adam Bell.....	2002
Dalton Bell.....	2003-06
Danny Bell.....	1977
Norman Bell.....	1980-81, 84
Paul Bell.....	1979-82

Curtis Bennett.....	1980-82
Tommy Bennett.....	1980-81
Willis Bennett.....	1928
George Benny.....	1961-62
Ben Bentley.....	1972-74
Carroll Bentley.....	1964
Grady Benton.....	1994-95
Robby Bert.....	1992
Frank Bettkourt, Jr.....	1967-68
Andrew Bettie.....	1989
Joe Biagianni.....	1993
Dominique Bibben.....	2002-05
James Bibben.....	2005-06
Bruce Bible.....	2000
Fred Biffle.....	1932
D.V. Biggers.....	1934
Todd Billings.....	1998-98
R.F. Bird.....	1917
Carl Birdsong.....	1977-78
Delbert Bivens.....	1920, 22-23
IA Bivens.....	1923
Ray Bivens.....	1921-22, 24-25
Bill Black.....	1911-13, 15
W.C. Black.....	1912
B. Blackmon.....	2006
Darrell Blades.....	1974-76
John Blaine.....	1973
Brandon Blair.....	2017-21
Don Blair.....	1958-59
Tylye Blake.....	1936
Luke Blanchard.....	1974-76
Carlos Blanco.....	1994
Keith Blank.....	2017-18
Blankenship.....	1915
H.H. "Hoss" Bledsoe.....	1944-45
Bobbit.....	1915
Noah Bogardus.....	2021-Pres.
Scott Boldvich.....	1997-98
Jerry Bollen.....	1950-51
Buck Bolten.....	1921
Emmett Bonamarte.....	1986
Deon Bonduant.....	2012
Skyler Bonneau.....	2017
Price Bonnett.....	1929
Bill Boren.....	1926
Carl Boston.....	2013
William M. Boston.....	1913
Jay-Nard Bostwick.....	2015
Paul Boswell.....	1951-52
Mark Bounds.....	1988-90
Bill Bowen.....	1926
Randy Bowers.....	2000-03
Austin Bowes.....	1950-51
Marvin Bowman.....	1942
Sterling Bowman.....	1997-98
Boyce Box.....	1946
Cloyce Box.....	1946, 48-49
Brandon Boyd.....	2010
Carroll Boyd.....	1932
Quentin Boyd.....	2005
Todd Boydston.....	1990
R.A. Boyer.....	1913
Roger Boykins.....	1976-78
Harsden Boyles.....	1925-27
R.A. Boyter.....	1948-49
Scott Braden.....	1976-78
Steve Bradford.....	1997
Bill Bradley.....	1960-61
Hal Bradley.....	1940
Bryan Braman.....	2009
Mark Brand.....	1985-86
Eugene Brandon.....	1940
Tony Brasfield.....	1981
Marcus Braswell.....	2016, 19
Orville Bratton.....	1940
Larry Brazon.....	1967-68
Jeff Bridges.....	1992
Pat Bridges.....	1980-81
Don Briggs.....	1947-50
John Briggs.....	1958
Marcus Brigham.....	2008
Ethan Brinkley.....	2015-16
Jim Brinkley.....	1958
Kevin Brinkley.....	1999-01
Michael Briso.....	2005
Charles Briscoe.....	1979-82
Joe Britt.....	1954
Leonard Britt.....	1933
Brent Brittain.....	1984-86
TJ Broden.....	2010
I.W. Brock.....	1940
Jared Brock.....	2005-08
Joe Brock.....	1970-72
Pete Bromley.....	1946, 48-50
Joe Brooks.....	1953-56
Henry Brotherton.....	1936
Lawrence Brotherton.....	1930-32
Dabe Browder.....	1944-45

Carl Brown.....	1971-72
Chris Brown.....	1998
Chris Brown.....	2008-09
Frank Brown.....	1924
Gerald Brown.....	1928, 34
Jerry Brown.....	1954
Kelly Brown.....	1977-90
Kevin D. Brown.....	1983-86
Kevin E. Brown.....	1982-84
Marshall Brown.....	2018
Niko Brown.....	2017
Ray Brown.....	1919-20
Raymond Brown.....	1968-70
Robert Brown.....	1973-75
Russell Brown.....	1919-20
Willie Brown.....	1967-68
Tom Brownfield.....	1972-73
Dylan Brunson.....	2019
Bryan Bryant.....	1982, 88
John David Bryant.....	1960-61
David Buchanan.....	1985
Frank Buchanan.....	1948
Cedric Buckley.....	1989-90
Dan Buesing.....	1988-90
Bradley Bullitt.....	2006
Doyle Bunch.....	1937
Bill Bundy.....	1962-64
Jeff Bunger.....	1988-90
Bill Burch.....	1977, 80
Maurice Burch.....	1924
Jason Burden.....	1994
Seth Burge.....	2016
Clois Burgess.....	1972-75
Otis Burke.....	1930-32
William Burleson.....	1974-76
Alex Burnett.....	1982-83
Shy Burney.....	1990
Calvin Burns.....	2012
Russell Burns.....	2005-06
Grady Burson.....	1922-24
Stephen Burton.....	2009-10
Steve Burtshell.....	1983
Conway Butler.....	1935-37
Mike Butler.....	1985
Storme Butler.....	2013-14
Duane Byars.....	1942, 46-47
Charlie Byrd.....	1921
Diamond Byrd.....	2004

C

Tim Cabines.....	1957-58
Nalo Cabuyanab.....	2005-06
Jimmy Cadenhead.....	1980-81
Stina Caine.....	1934-35
Calvin Calazo.....	2007
Derrick Caldwell.....	1998-99
Maurice Caldwell.....	2008-11
Joe Calhoun.....	1992, 95
Terrance Calhoun.....	2002-04
George Calvin.....	1932
Desmond Cambell.....	1995
Bo Campbell.....	2009
Jason Campbell.....	1992
Josh Campbell.....	2019
Jimmy Campbell.....	1965-67
Nelson Campbell.....	2013
Xavier Candeleria.....	2003
Trent Canion.....	2016-17
Cecil Caraway.....	1946
Johnny Cardinal.....	1948-49
F. Carey.....	1914-15
Royal Carey.....	1920
Bob Carlson.....	1979-80
B.J. Carlton.....	1995-98
Don Carpenter.....	1982-84
Travis Carpenter.....	1993-94
Bryan Carr.....	1974-76
Daryl Carr.....	1972-73
Stan Carraway.....	1985-86
Josh Carroll.....	2016
Austin Carson.....	2013-16
Dominique Carter.....	2003-04
Duke Carter IV.....	2018-19
Kyle Carter.....	1985-87
Matt Carter.....	1993-94
M. Carter.....	2006
Stanley Carter.....	1985-87
Ricky Cash.....	2000-03
Ed Castleberry.....	1942, 44
Sergio Castillo.....	2010-2013
Adam Cates.....	1990
Weldon Cauthen.....	1976-77
Carlos Cavanaugh.....	2004
JT Cavendar.....	2021-Pres.
George Caviness.....	1934-36
Chris Ceazar.....	2012-15
Keshon Cervantes.....	2017-18

Donald Chambers.....	1989
Charley Chambless.....	1953
Ezell Champion.....	1934-36
Chris Chandler.....	1984
James Chandler.....	2008-09
Leon Chapman.....	1948-50
Randy Chappell.....	1998
Laz Chavez.....	1992
Willard Childers.....	1938
Grady Childers.....	1914
Brian Christian.....	1992-95
Charles Christian.....	1988-89
Terrill Christian.....	1928-28
Tom Christian.....	1950-51
David Christmas.....	2010-2013
Kenneth Clapp.....	1951-52
Mark Clapp.....	1954-57
Earl Clardy.....	1967-69
Britt Clare.....	1983-85
Anthony Clark.....	2007-08
Billy Clark.....	1953-55
Bobby Clark.....	1951
Danny Clark.....	1979-81
Gary Clark.....	1968
James Clark.....	2018
Jay Clark.....	1990
Jim Clark.....	1954-56
Kenneth Clark.....	1934-35
Lawrence Clark.....	1934-35
Rob Clark.....	1980-81
Robert Clark.....	1929-30
Terrance Clark.....	2019-Pres.
Dante Clay.....	2001-02
Kaleb Clay.....	2001-02
Mykeil Clayton.....	2017-18
Elmer Cleavinger.....	1927-28
Marcus Clements.....	2013-14
DeWayne Cleveland.....	1953
W.L. Cleveland.....	1954-55
Berly Clinton.....	1942, 46
Curtis Clinton.....	1974-75
Aaron Coash.....	2019
Chris Cobos.....	2012
Tommy Coffey.....	1956-58
Dale Cole.....	1956
Craig Coleman.....	1996-97
Alphonse Coleman.....	2011-12
Roy Collier.....	1989-90
Ricky Collingsworth.....	1978-80
Ben Collins.....	1940-41
Derriell Collins.....	2013-14
Eric Collins.....	2017-21
Ray Colvin.....	1932
Edwin Comer.....	1929-30
Gordon Compton.....	1982-84
Jackie Compton.....	1977-80
Jarrod Compton.....	2019-Pres.
J.R. Compton.....	1984-87
Phillip Conaster.....	1988
Cash Conder.....	2016
Buck Cone.....	1927
Roger Conley.....	1976
Fred Connaly.....	1918
Eddie Conner.....	1947-50
Garry Conner.....	1968-69
Guy Conner.....	2010-13
Lewis Conrey.....	1941
Nathan Cook.....	1998-00
Nate Cook.....	2006
Randy Cook.....	1976-77
Ernie Cooke.....	1992
Abe Cooper.....	1989-90
Andre Cooper.....	1989-90
Brian Cooper.....	2005
Leo Cooper.....	1928
Bob Copeland.....	1944
Orville Copeland.....	1951, 53, 55
James Corbett.....	2005-06
Dave Corley.....	1953-56
Jesse Cornell.....	1939-40
Marc Cornell.....	1995-96
Tom Cortez.....	1983
Thomas Costello.....	1971
John Cota.....	1976-77
Ralph Cousins.....	2010
Bobby Covington.....	1953-55
J.D. Covington.....	1947-50
Isiah Cowan.....	2014
Tim Cowdrey.....	2009-10
James Cowell.....	1964-66
Lon Cowling.....	2010-13
Carlos Cox.....	2000-01
Ray Cox.....	1935, 37
William Cox.....	1989-90
Marshall Crabb.....	2017
Jason Cramer.....	1992-93
Alton Cranford.....	1972-74
Mike Crawford.....	1973-74

Tevin Creeks.....	2015-16
Bill Cross.....	1947-50
Jesse Cross.....	1975-78
George Crossman.....	1971
Tait Crow.....	1995-98
Tommy Crowley.....	2006-08
Bob Crudginton.....	2018
John Crudginton.....	2015
Bryan Crump.....	1998-99
Cleatice Crump.....	1924-27
Jerry Cryer.....	1968-70
John Cubine.....	1945
Noel Cudd.....	1946-48
Victor Cuero.....	2012
John Cummings.....	2016-18
Dick Cunningham.....	1961
James Cunningham.....	1961-62
Jason Cunningham.....	1992
Renarko Cunningham.....	2007, 09
Jeron Curtis.....	2003-04
Kendrick Cutsinger.....	2008

D

Darin Dabelgott.....	1992-95
Grady Dale.....	1992
Harold Dalton.....	1946, 48
R.C. Dalton.....	1950
Paul Dancy.....	2011
Monte Daniel.....	1982
Ja'Quarius Daniels.....	2015-2017
Johnny Darden.....	1973-74
Glen Daughterty.....	1931
V. Daughtery.....	1911
Charles Daves.....	1962-64
Logan Daves.....	2002
Davis.....	1915
Braelon Davis.....	2008
Dale Davis.....	2004-07
Alex Davis.....	1970
Bobby Davis.....	1956-58
Bruce Davis.....	1972-74
Eldon Davis.....	1938-40
Garland Davis.....	1978-79
Jack Davis.....	1934-35
Joe Davis.....	1983-86
Keimone Davis.....	2017-19
Kenneth Davis.....	1944
Kenny Davis.....	1977
Lindley Davis.....	1954-57
Michael Davis.....	1988
Ricky Davis.....	1980-82
Ronald Davis.....	1932, 35
Shaq Davis.....	2014
Lydell Dauster.....	1967-68
Fred Dawson.....	1954-57
Jim Dawson.....	1959-62
L.A. Dawson.....	2015-16
Blake Dean.....	2012
Jeff Dean.....	88-89
Kenny Dean.....	1980-82
Randy Dean.....	1983

Cliff Douglas1995-96
 Lwood Dow1935-37
 Chester Dowell1950-51
 Dowin1941
 Hugh Doyal1961
 Jimmy Draper1948-50
 Terrance Drew2015
 A.Z. Drones1967-68
 Stephan Dube2012, 14
 Richie DuBroc1990
 Frank Dudley1976-77
 Terry Duffy1975-76
 Jean Dugas1999-00
 Alfred Duncan1931-33
 Kyle Duncan1997-00
 Bobby Duncum1964-66
 Gerald Dunn1954
 Roy Lee Dunn1947-50
 RaShawn DuPree2014-16
 Bryon Durham1917, 20

E
 Kenneth Echols1950
 Chad Ealy2001
 Buck Edison1914
 Jack Edmondson1937-39
 Rick Edwards1994
 K.D. Edwards1945
 LeJuan Edwards2000
 Robert Edwards1972-73
 Steve Edwards1993-94
 Tony Edwards1974-75
 Travis Edwards2001
 Earl Elkins1925-26
 Robert Elkins1929
 Rashad Ellis2006-07
 Pat Elliston1919
 Buford Elmer1941-42
 Paul Emmitt1954-57
 Quentin C. Eppinette1961-63
 James Epps1942
 Jerry Epps1956-58
 Satchel Escalante2020-21
 Bart Evans1984
 Leon Evans1951
 Michael Evans1999-02
 Morris Evans1983
 Ron Evans2005-'06
 Tae Evans2007-10

F
 Darrell Faircloth2004-05
 Jesus Fajardo2008
 Ramese Faleafine1969-70
 William T. Falls1918
 Tommy Fambrough1966-68
 Rick Fangman1968-70
 Clark Farr1953
 Zane Farris2007-11
 Arthur Fatu2013-14
 Rudolph Faucett1932
 Dean Faulkenberry1960-61
 Forrest Faulkner1936-38
 Jacob Felton2002-2005
 Gary Fennell1972-73
 Manny Fernandez1977-78
 Don Field1972-74
 Henry Fields1938
 William Fifer1974-77
 Alva Finch1942
 Keith Finch2002
 Eric Finefeuiaki2012
 Todd Finney1996
 Joe Fiola1942
 Jim Fish1980-82
 Anthony Fisher1985
 Chance Fite1988
 Dennis Flanagan1964
 David Fleming1964-65
 Keithon Flemming2007-2009
 Gary Fletcher1981-83
 Aarrhon Flores2009-2012
 William Flowers1940-42
 Dick Flynn1967-69
 Manase Foketi2012
 Greg Forbes1976
 Joed Forbus1940-42
 Nathan Foreman2019
 Reese Forest2019
 Jay Fortner1989-90
 Brad Ford2003
 Doyle Ford1942
 Mark Ford2006-09
 Landon Forga2010-11
 Joe Fortenberry1931-32
 Devon Fortson1986-87

Adam Foster1996
 Cozel Foster1946-48
 Grady Dean Foster1918
 Hosea Foster1932
 Jim Foust1938
 Ricky Foust1980
 Girard Fowler1998
 Wilfred Fowler1932
 Wayne Fox1964
 Cole Fraley1972
 Billie Francis1964-67
 Kevin Francis1997-98
 Sean Fredericksen1987
 Dave Freeman1972
 Derek Freeman1995-96
 Tony Freeman1996
 Max Frick1997
 Kenneth Friemel1959-60
 Guy Fuller1926
 Dory Funk Jr.1959-62
 Terry Funk1963-65

G
 Keon Gaither2005
 Blake Gamand1985-86
 Jason Gamble1997-98
 Oscar Gamel1924-26
 Benny Garcia1996
 Jeremy Garcia2016-17
 Miguel Garcia2018
 Ricky Gardin1985-85
 Buck Garrett1946-48
 Edward Garrett1926
 Darren Garrigan2005-06
 Juan Garza1972-73
 Justin Garza2006-07
 Matias Garza1969-71
 Germaine Gaspard1995-98
 Dave Gasser1965-66
 Jimmy Gaston1999-00
 Elbert Gee1926
 Bill George1944
 Randy George2012
 Pat Gerald1928-29
 Nick Gerber2019-Pres.
 Brock Gerlich2016-19
 Kendrick Geyen2010-11
 David Gibson1961-63
 Joey Gibson2001
 Louis Gibson1935
 C.C. Gilbert1914
 Hadley Gilbert1996
 H.M. Gilbert1914
 Chris Gilchrist2015-16
 John Gilham1928-30
 Woody Gilliland1962-64
 Joseph Gipson2001
 Mike Gist1982
 Kenneth Glasgow1944-6
 Ray Glass1914-16
 Franco Glaze1997-98
 Ryan Glenday2007
 Bret Goad2001-02
 Steve Gobin1973
 Sid Goff1969
 Willard Goff1983-84
 Mario Goins2011
 Eddie Golecki1966-67
 Brittan Golden2008-2011
 Floyd Golden1918, 20-21, 24
 Ray Golden1918, 23
 Ward Golden1925-28
 Anthony Gomez2008
 Manuel Gomez1970-71
 Philip Gomez2000-03
 Payton Gonzales2016-18
 J. Gonzalez2006
 Mauricio Gonzalez2019-21
 Will Goodloe2000-01
 Eric Goodman2021
 Dana Goodnight1994
 Marion Goodson1944, 47
 Earl Goodwin1923
 Myrl Goodwin1923
 Syd Goodwin1918
 Trampas Goodwin1988-90
 Clyde Goodwine1919
 Clyde Gordon1921
 Thomas Gordon1928
 Tony Gorman1972-73
 Randy Gouard2001-03
 Andrew Gowell1988-89
 A.M. Graham1914
 Drew Graham2008-2011
 Wade Graham1954-55
 Joe Granato1960-61
 Jonathan Granger2003-2007

David Grant2010
 Jordan Grant2004
 John Graser1981
 Bernice Graves1922
 Jeff Gray1986
 Brandon Green2013-14
 David Green2001
 Kalgie Green1965-66
 Keith Green2004
 Lewis Green2002
 Percy Green1965-66
 Billy Greenfield1945-46
 Jimmy Greenwood1951, 53-54
 Glynn Gregg1956, 58
 Tyler Gregory2012-13
 Justin Griego2014-15
 Otis Griffin1998-99
 DeWitt Griffith1917
 John Grigsby1970
 Eldon Grimsild2006-08
 Ed Grission-Lipsky1999-00
 Roy Grundy1951
 Hector Guevara1996
 Errol Guidry1965-66
 Chris Guillen2000-02
 Wayne Gumm1954
 Lars Gustafson1998
 Scott Gutschke1989
 John Gwyn1978-80

John Gwyn1978-80

H
 Jim Hadaway1957-58
 Alex Hale1927
 Alfred Hale1914
 D.H. Hale1928-30
 Nay Hale1925
 Hall1915
 Billie Polk Hall1941
 John Hall1933
 Robert Hall1985-87
 Luke Halpin2011-12
 Robin Ham1980-82
 Herschel Hamil1933
 Bob Hamilton1974-75
 Henry Hamilton1972-73
 Jamaal Hamilton2019
 Tracey Hamilton1984-86
 Jimmy Hammack1981-82
 Trevor Hammergren2010-2013
 Jared Hammett2000-01
 Bill Hammit1944
 Phil Hampton1964-65
 Tommy Hampton2010-11
 Hugh Hancock1924
 Jacob Hancock2011-2014
 Russell Handy2000
 James Hankins1972-73
 Parker Hanna2018-19
 Stan Hansen1968-70
 David Harbin1982-84
 C.B. Harder1910
 Sirquon Hardy2001-02
 William Harp1936-37
 MacGreggor Harrah2017-18
 Newt Harrell1987
 Aaron Harris2012-13
 Antwaun Harris2006
 Jim Bob Harris1951
 Joe Harris2005
 Khalil Harris2019-21
 L.G. Harris1932
 Taylor Harris2007-10
 Terrance Harris2010-2013
 Tobias Harris2018-21
 Antonio Harrison1998-99
 Keith Harrison1988-89
 Jim Hart1972
 Stephen Hartman1990
 Stan Hasiak2014-15
 Greg Hatch1980-82
 Steve Hatch1975, '77-79
 Bill Hatchett1967-68
 Steve Haterius1964-67
 Jonathan Hatton2011
 Willis Haws1972-73
 Seth Hayden2007-08
 Anthony Hayes2012-2015
 Joe Hayes1936-37
 Vic Hayes1975-78
 Jorell Haynes2006-07
 Emmett Hazelwood1926-27
 Grady Hazelwood1917-18
 Wallace Hazelwood1917, 20
 Ken Hazen1979-80
 Brandon Head2005-06
 Justin Head2006
 Floyd Headen2006-07

Allen Heath1983-84
 Tony Heath1982-84
 Fred Hedgecoke1958-60
 Willard Hedges1942, 44-45
 Jones Hedrick1958-60
 Heffer1915
 Carl Heilman1967-68
 Greg Hein1985-86
 Craig Hemphill1988, 90
 Darryl Hemphill1978-81
 Charlie Henderson1966-68
 James Henderson1944
 George Henning1976-77
 Vic Henning1999-01
 Eppy Henriques2016
 Clifford Henry1920-21
 Jeff Hensley1985
 David Herber1972-73
 Jason Hernandez1999-2001
 Jack Hessey1940, 42
 Charlie Hester1946-49
 J.K. Hester1994-95
 Bob Hewkeo1974-75
 Fred Heyser1914
 Jeremy Hibbler2004-05
 Walter Hibbler1971-73
 Taylyn Hickerson2021
 James Hickman2014
 Hicks1914
 Jerry Hicks2002-03
 Joe Hicks1979-80
 LeAndrew Hicks2007-08
 Douglas Higgins1953-56
 G.T. Higgins1933
 Tyrell Higgins2011-12
 Wayne High1983-86
 Raymond Hightower2006-07
 Clovis Hill1945
 Davis Hill1924-25
 Fairy Hill1939, 41
 Jaylan Hill2019-Pres.
 Jerry Hill1959
 Wayne Hill1946-49
 Darren Hiller1992-93
 Bubba Hillman1953-56
 Scott Hindman1972-74
 Oscar Hinger1935-37
 Omer Hinsley2010
 Bobby Hobbs1972-73
 Rick Hobbs1979-80, 83
 Maurice Hobson1987-90
 Greg Hodges1988-89
 Keith Hodges1958-59
 Virgil Hodson1920
 Darin Hofferichter1992-1995
 Damon Hogan1986-87
 Jim Hohman1986-87
 Buddy Holcomb1951
 Ray Holder1926
 Conner Hollabaugh2014-16
 D.H. Holley1928
 Les Holland1986-87
 Walter Holley1953-54
 Marcus Holmes1997-98
 Caleb Holt1993-96
 John Holt1977-80
 M. Holt1911
 Ed Holwig1970-72
 Frank Honang2016-19
 Lawrence Hood2009-10
 Mitch Hood2018-19
 Don Hooks2005-06
 Bill Bale Hopkins1944
 Bob Horlander1930
 Charles Horton1969-70
 Monroe Horton1936-38
 Rick Hoskins1975
 Jimmie Hoston1933-34
 Justin Houghtaling2017-18
 Greg Houlette1978
 W.J. House1940
 Gabe Houston2004
 Neddy Johnson1959-60
 Lawrence Houston1954
 Ralph Houston1971-72
 Horace Howard1914
 Mike Hrcncr1969-71
 Ed Hubbard1952-53
 Bill Huckaby1927-28
 LaDarian Hudson2019-21
 Robert Hudson1989
 Word Hudson2012-2015
 Roger Huffaker1958-60
 Brian Humphrey1997-98
 Tracey Hunt2000
 E. Hunter1945
 Greg Hunter1985
 Jason Hunter1995-96
 Brian Hurley1992-95

George Hutcherson1993
 Emil Hutto1934
 Lance Hyder2016-18

Lance Hyder2016-18

I
 George Ingham1917
 Doyle Ingram1951
 Luke Inman1998-00
 Jon Ioane2008-09
 Talalelei Ioapo2001
 Iosia Iosia2014-15
 Sam Ireifej2004-05
 Clifton Irvin I1983
 Clyde Ivey1947-48

J
 Baron Jackson1983-85
 Canelius Jackson2003
 Chris Jackson1986
 Cleon Jackson2019
 Henry Jackson1917
 Jace Jackson2011-13
 Jakobe Jackson2018
 Johnny Jackson1972
 Lee Jackson1934-36
 Marshall Jackson1994-95
 Robert Jackson1969-70
 Roosevelt Jackson1971
 Steven Jackson2005
 John Jacobi1973-75
 Carter James2014-17
 Joe James1951
 Robin James1994-97
 Jay1915
 Jim Jeffers1972-74
 Brandon Jefferson2007
 Curtis Jefferson2008-11
 Ira Jenkins1920-21, 23
 Wayne Jenkins1953
 Herschel Jennings1924-1926
 Jack Jennings1935
 Robert Jensen1971-72
 Darren Jensen1992-93
 Amir Jessie2004
 Tommy Jinks1950
 Barry Johncort1965
 Anthony Johnson2013-14
 Bob Johnson1974-75
 Brian Johnson2009-10
 Bryan Johnson2012-13
 Burton Johnson1918, 21-23
 Carl Johnson2007-08
 Carl Johnson1959
 Chris Johnson2017, 19
 Curtis Johnson1986
 Cort Johnson2006-08
 Darnell Johnson2005-2008
 David Johnson1975-78
 Ray Johnson1999
 DeVron Johnson2001
 Dewey Johnson1938-40
 Doyle Johnson1935
 Eddy Johnson1982-83
 Gerred Johnson2016-19
 Jacoby Johnson2002
 Johnny Johnson1983
 Jordan Johnson2017-21
 Justin Johnson1995-97
 Khayman Johnson2017
 Lloyd Johnson1945-48
 Michael Johnson1992-94
 Melvin Johnson2006-07
 Raymond Johnson2008
 Robert Johnson1987-88
 Stewart Johnson1960-62
 Trevonte Johnson2015
 Vernon Johnson1934-36
 Wally Johnson1963, 65
 Wayne Johnson2000
 Wayne Johnson1930
 Tommy Johnstone2006
 Ned Jolly1959-60
 Jones1915
 Andrew Jones2011
 Bryan Jones1967-68
 Cecil Jones1944
 Cleveland Jones1927-29
 Davis Jones1971
 Derius Jones2021
 Drew Jones2010
 Floyd Jones1974-75
 Jason Jones2003-2006
 Jimmy Jones1956-58
 Joseph Jones2009
 Jordan Jones2014
 Kenneth Jones1919, 22-24
 Kory Jones1997

Mike Jones2019
 Mitch Jones1922-23
 Roy Jones1939-40
 Steve Jones1970
 Chuck Jordan1993-96
 Darrell Jordan1985-86
 Barry Josseland1983-84
 John Josseland1982-83
 Duane Joubert1992-95

K
 Stanley Kafor2003-2006
 Kolo Kapanui2006-07
 Jeremie Karrngbaye2019-Pres.
 Robert Karr1954
 David Kasbarian2004
 Ray Kauffman1958, 60-61
 James Kauffman1955, 57
 Hunter Kaufman2021-Pres.
 C.H. Keeton1949-51
 Clifford Keith1925-28
 Elvin Keller1978-81
 Glen Keller1976, 78-79
 Curtis Kelley1942, 44
 Glenn Kelley1971
 Mark Kelley1989
 Marquex Kelley2004
 Bob Kelley1950-51
 Virgil Kelley1941-42
 Ernest Kelly1938-40
 Michael Kelson1974-75
 Tyler Kemp1988, 90
 Donald Kendrick1932
 Ernest Kendrick1947-48
 John Kendrick1987-88
 Kenneth Kendrick1932
 Alvin Kennedy1936
 Chad Kennedy2002-04
 Max Kennedy1953
 Joe Kerbel Jr.1967-69
 Reese Kerr1992-93
 Robert Kerr1954
 Devin Kerstetter1986-87
 Doyle Keter1954
 Alton Key1925-26
 Archie Key1912
 Everett Key1919, 21
 Leslie Key1922
 Duke Kicinski2014
 Lance Kidwell1940
 Don Kight1953
 Chris Kilburn1987-88
 Keon Kiles2007-08
 Merle Kilpatrick1971-73
 Bruce Kimery1962-64
 Wes Kimble2002
 Dean King1953-56
 Felton King1933
 Jerry King1962-64
 Mario King1999-00
 Raymond King1978
 Ron King1967-68
 Kelly Kiniski1978-79
 Kurt Kinsinger1972
 Clinton Kirkpatrick2004
 Duncan Kirkpatrick1939
 Erik Kirkpatrick1992-95
 Tucker Kisel2018-19
 Charles Kitchen1946-49
 Kolt Kitley2007
 Jamaal Kizzie1997
 Mike Klein1982
 Josh Knight2001-02
 Brian Knocke2003
 Sedrick Knowlton2006-2009
 Kennedy Kodua2016
 Ibrahim Konate2021
 Vernon Kosub1965
 Steve Kragthorpe1986-87
 James Kraham2002
 Tom Krepasky1964-66
 Doug Krewald1964-66
 Cletus Kuehler1940-41
 Simi Kuli2010-11

L
 Stance Labaj1988-90
 Aubrey Lacy2002-04
 Chris Lacy1994-97
 Brian Lady1988
 Metz LaFollette1944, 46
 Elijah Lagafuaina2014-15
 Jacob Laguna2012-2015
 Harold Lamb1954-57
 Joe J. Lancaster1920-22
 Jim Landrum1958-59



Bobby Lane 1951
Ronnie Lang 1985
Wade Langley 2008
Charlie Langston 2001-02
Joe Langston 1982-83
Billy Lantow 1967-69
Kareem Larrimore 1998-99
Tom Lasater 1977-78
Tony Lawson 1999-00
Jeffrey Laye 1997-98
Cyril Layne 1930-31
Phil Don Leach 1944-46
Rick Leach 1999-02
Ron Leach 1971-72
Bret Leathers 1995-98
Randy Leavitt 1986
L. Ledbetter 1911
John Lee 1934-35
John Paul Lee 1973-75
Tarin Lee 2010-12
Lawrence Lehaul 2012
David Lehocky 2013-24
Howard Lemon 1921
Randall Lemon 1954
Server Leon 1915
Keith Leonard 1995-96
P.J. Leonce 2015-17, 19
David Leonty 2018
Sidney Levy 1945-46
Avery Lewis 2016-17
Darrell Lewis 2002-2005
Isaiah Lewis 2009-10
JewMonte Lewis 2019
Kelly Lewis 1984
Marlon Lewis 2016
Don Light 1951
Marcus Lindsey 2021
Pat Lindsey 2002-05
Jimmy Lisle 1972-74
Dawson Little 1946
Todd Littlejohn 1985-86
Michael Littlefield 2000
Tony Livingston 2006-07
Jeff Lloyd 1973-75
Jon Lockett 2004-05
Warren Lockhart 1939-40
Pete Loera 1993-95
Rex Loftis 1957-59
Curtis Lofton 1975-78
Jerry Logan 1960-62
Weldon Logan 1927-30
Frank Lohn 1915, 19
Graden Long 2007-08
Robert Long 1977
Ramon Lopez 2012-13
Zach Lopez 2009
Bill Loranca 1960-61, 63
Jacobi Lott 2021
James Love 1941-42
Steve Love 1985-86, 88
Gene Lovelace 1932-33
Laurel Lovett 1953
Ronnie Lovett 2005
Dick Lowery 1962
Mike Luzano 1973-75
Mike Lusano 1974-77
Michael Lusby 2001
Earl Lust 1913
Blake Lyde 1937-38
J.D. Lynch 1945
Alvin Lynn 1957-59
Elvin Lyon 1944-46

Jason Markham 1992
Adrian Marsh 1977-78
Tanmer Marsh 2009-11
Broderick Marshall 2008-09
Hesston Marshall 2021-Pres.
Shane Marsicano 1995
Charly Martin 2004-2008
DeWayne Martin 1954
Josephus Martin 2009
Larry Martin 1979-81
Tonae Martin 2004-05
Mike Martinez 1994-97
Jon Mason 1993-95
Demetrius Mass 1992
Dillon Mata 2019-Pres.
Bruce Mathes 1913
Dewayne Mathis 1997
Carl Matney 1937-38
John Matthews 1914
Larry Matthews 1969-71
Mickey Matthews 1972-75
Derek Maupin 2002-05
Anthony May 2001-03
Robert Mayberry 1975-76, 78
Thompson Mayberry 1979-81
Bill Mayfield 1959-60
Gene Mayfield 1945, 48-50
Jack Mayfield 1960-63
Tod Mayfield 1984-86
Tracy Mayfield 1986-87
Rich Maynard 1993-94
Sam Mayo 1954
Jarvis Mays 2005
Scott Mays 1988
Juwan McCall 2018
Fremont Mead 1913
Joe Means 1950-51
Shane Mecaskey 1986-87, 89
Clinton Meek 1934-35
J.P. Meek 1938-40
Terrence Meeks 1999-00
Art Membrilla 2005
Freeman Melton 1946-49
Davontae Merriweather 2015-16
Chris Metcalf 2012
Ed Metcalf 1983-84
Eddie Meyer 1957-59
Casey Miesen 2003-04
DeWayne Miles 1997-00
Kelvin Miles 1986-87
Anthony Miller 1984-86
Bill Miller 1918-19
Ian Miller 2001
Jerry Miller 2009
Keith Miller 1988-90
Sam Miller 1919
Sloan Miller 1929
Spencer Miller 1919
W.A. "Gus" Miller 1919
Ronald Mills 1954-57
Tommy Mills 1975-76
Alex Mitchell 2014
Don Mitchell 1954
Mykul Mitchell 2016
Odus Mitchell 1921-24
Roger Mitchell 1982-83
Semaj Mitchell 2018-19
Tevin Mitchell 2009-10
Nate Mitogo 2015
Charles Moline 1988
Jud Moller 1998
Moses Mondesir 2016-17
Doug Monroe 1992
Jeff Monsevais 1985
David Moody 1972
Tom Moody 1965-66
Don Moon 1969
Darren Mooneyham 1992
Bronza Moore 1987-89
Danny Moore 1989-90
Elliot Moore 2014
Larry Moore 1978-81
Lloyd Moore 1933
Michael Moore 1992-93
Ray Moore 1946-48
Steve Moore 1995-96
Tony Moore 1984
Rick Mordecai 1973-74
Moreland 1915
Ray Moreland 1910
Alvin Morgan 1932-33
DeShawn Morgan 2001-02
Floyd Morgan 1932
Eugene Morris 1966-68
Sean Morris 2012
Alvin Morrison 1953-56
Dwight Morrison 2010-2013
Odell Morrison 1940

Ethan Morriss 2012-2015
Byron Morrow 2017
Kobe Morrow 1918
Timothy Morse 1918
James Morton 1985-87
LeBrandon Mosley 2012-13
Deangelo Moss 1988
Ronnie Moten 1982
Mounts 1915
Greg Mouser 1992-95
Jonathan M'Pinda 2007-08
Aaron Mullane 2009-12
Allen Mullins 1972, 74
Russell Mundy 1962-64
Colin Munro 2011
Alicrk Munroe 2007
Fletcher Murchison 1996
Mike Murphy 1997-98
Floyd Murray 1935, 37
Gordon Murrey 1936
Darl Myers 1944-45
Jeff Myers 1992-93
Trevor Myklebust 2014-2017

MC

Mac McAdams 1985
Carl McAninch 1936
Juwan McCall 2018-19
Charlie McCallie 2000
Garvin McCarrell 1974
Brad McCarty 2007-08
Anglo McClain 1975-78
Al McClellan 1961
Bill McClendon 1929-32
Greg McClendon 1989
Robert McClendon 1951
Ino McClure 118
Kevin McCluskey 2008, 10-11
Ernest McCorkle 1920
Ray McCowan 1958-60
Greg McCoy 1971
Pat McCoy 2004-05
Steve McCraw 1976
Tony McCray 1983
Taylor McCuller 2010-13
Mike McCullough 1971
Rodney McCurry 1996
John McDaniel 2008
Colton McDonald 2014, 16
Bryan McDonald 1944-45
Clement McDonald 1923
Mike McDonald 1989
Ryane McDow 1997
Johnny McDowell 1972-73
Reggie McElroy 1978-81
Sean McFarland 1997
David McFather 1992
Cotton McGeehee 1935
Victor McGee 1981-82
Jerry McGill 1964
Claude McGowan 1945
Matt McGuire 1994-97
Frank McInnis 1929, 31, 33
David McInturff 1961-63
Matthew McIntyre 2007-08
Bill McKinney 1969-71
Wayne McKnight 2007-08
F. McLaughlin 1911
Lee McLaury 1938-39
T.A. McLean 1921
J.P. McMahan 1941-42
Tyler McMahon 2016
Matt McMillon 1988
Ed McMinn 1933-34
Steve McMurtry 1985-86
Matt McQuillan 2016
John McSheffery 2010-2013
Jax McSpadden 1953-54
Dock McVickers 1925

N

Don Nagness 1951
Nathaniel Nanai 2016-17
Chester Napps 1925
Anthony Narvaez 2008
Ivan Nash 1980
Don Nava 1973-74
Darren Needham 1993-96
Wayne Needham 1992-94
Mike Nelson 1977-80
Raymond Nelson 1926
Gavin Nesbitt 2014-16
James Neslage 2004
Garrett Neuman 2014-16
B.F. Newman 1927-29
David Newman 1985-88
Joe Bob Newman 1950

Wes Newman 1995
Jordan Nichols 2011
T.J. Nickelberry 2006, 08
Milton Nielson 1936-37
Don Nilson 1966-67
Clint Nivens 1996
Ricky Nix 1964, 66
Amorama Noel 2019
Chris Norman 1992
Joe Norman 1944
Solomon Normore 2014
Kailan Noseff 2017
John Notaro 1968-69
Reese Nowlin 1937
Keith Null 2005-08
Jeff Nunn 1974-76

O

Steve Oakley 1965-66
Torian Oakley 2011-2014
Casey O'Connor 2011-12
Ernest O'Donald 1930
Michael Odiari 2011
Marcus Odums 2007
Wallace O'Keefe 1920
Mark Okoro 2010-12
Adrian Olivias 2004
Tyrone Oliver 1987
Caleb Olsson 2021
Alex Olson 2013-16
Chris Olson 2010-2013
Michael Onozie 2019-21
Lee Orr 2004-06
Cole Oster 2021-Pres.
James Ostrander 1962-63
Matt Oursborn 1995
Albie Owens 1966-68
Keith Oxley 1974-75

P

Marcel Paige 2018
Fred Palacios 1985
Keith Pantalon 1982-83
Sidney Parker 2010-2013
Vernon Parker 1944
Wayne Parker 1958-60
Felipe Parra 2015
Marion Parrish 1944
Colan Partee 1997-98
Craig Paschal 1982-84
Mike Paschal 1988-90
Nick Pasquale 1998-01
Beau Patterson 1979-81
Don Patterson 1949-50
Larry Patterson 1962-64
Matt Patterson 1979-81
Virgil Patterson 1950
Votie Patterson 1985-86
Wayne Patterson 1988
Ross Patton 1976-78
Henry Paul 2017-18
Jake Paylor 2011
Devon Payne 2015-16
Anthony Payne 2001
Ayrton Payne 2017-21
Phil Payne 1950
Todd Pearson 1983-85
Pete Pedro 1961-63
Carlos Pena 1992
Brandon Pendergrass 2002
James Pendergraft 1950-51
L.B. Penick 1929-30
Josiah Pennington 2017-19
Shane Pennix 2012-13
Derrick Peoples 2007-2011
Scott Peoples 1982-84
Solomon Perdue 2014-2017
Maxwell Perez 2019-Pres.
Richard Perez 1974-76
Clint Perkins 1990
Ramon Perry 2005-06
Bob Petrich 1961-62
Joseph Peterson 2007-09
Bill Pevenhouse 1949-50
Ronnie Phenix 2002
Chris Phillips 1999
Gary Phillips 1981
Lloyd Phillips 1917
Norman Phillips 1950
Ted Phillips 1932
Todd Phillips 2010
Matt Picha 1990
Jack Pierce 1953-54
Markus Pierce-Brewster 2014
Tish Pierce 1997
Howard Pilcher 1950
Clint Plant 1976, 78-79

Lyle Plummer 1984
Dave Plunkett 1987-88
Mike Podzemny 1973-75
John Poindexter 1950-51
Mike Pointer 1989
Cason Polivoda 2021-Pres.
Junior Pome'e 2016-17
John Pool 1933
Glenn Pope 1999-00
Glenn Potter 1983-84
Jesse Powell 1966-68
Raymond Powell 1959-60
Kevin Powers 1987-88
John Preddy 1911
Rasheed Prescott 2005
Barrett Price 1928
Borden Price 1938-40
Robert Price 1954
Henry Prichard 1911
Newton Prichard 1911
Billy Pritchett 1971-73
Burl Profit 1981
George Profit 1981
Mitch Pruitt 1982-84
Delos Pugh 1945
Vincent Puiana 2003-04
Clark Pylant 1983-85

Q

Tracy Qualls 1975, 77
Derek Quarles 2000-02
Beall Queen 1919
Sandy Quinn 2005

R

Preston Rabb 2014-15
Joseph Radke 2017-19
O.C. Rampley 1941-42
Lester Ramsey 1954-56
Keith Randall 1976-77
Bradley Randle 2002
Caleb Randolph 2008-2011
John Rankin 1933-35
John Rapp 1956, 58-59
Bob Ratliff 1956-58
Lance Ratliff 2010-12
Garland Rattan 1951, 53
DeShaun Rawls 2013
Justin Ray 2001
Sam Rayburn 1949-50
Delma Rayzor 1922
Charlie Reade 1969-70
Billy Reader 1995
David Reagan 1989
Hooy Reagan 1914
Billy Record 1983
Kenneath Redd Jr. 2021-Pres.
Clarence Redic 1968-69
Cedrick Redwine 1995
Dan Reed 1979-80
Olin Reed 1940
Roy Reed 1922
Ray Reese 2003
LeRoy Reeves 1942, 46
Arndon Reichardt 1968-69
Sid Reid 1911
Mark Reiland 1989-90
W.N. Reimers 1946
Richard Reneau 1965
John Renfro 1914
Lloyd Reynolds 1953-56
Steve Rhodes 1988-90
Jarrian Rhone 2012-2015
R.L. Rhoten 1953-54, 56
Lonnie Rice 1950-51
Ricky Rice 1974
Eddie Richardson 1974-76
Jerry Richardson 1960-63
Shawn Rickel 1986
Kent Riker 2001-02
Elwin Rickett 1939-40
Harold Rickett 1939
Corey Rider 1997-98
Rylan Rigden 2015
Kenneth Ringo 1951
Aracdio Rivera 1972-74
Xavier Rivera 2018-Pres.
Eric Roanhaus 1969
John Roanhaus 1996
Charlie Robbins 1917-19
Allen Roberson 2017
Darold Roberson 1948-51
Marlin Roberson 1994
Mike Roberts 1975-76
Jonathan Roberts 2006-07
Robbie Roberts 1984
Cornelius Robertson 2008

Dishon Robertson 2010-11
Edison Robertson 2007
Charlie Robins 1926
Bo Robinson 1975-78
Cleveland Robinson 1980-82
E. Robinson 2006
Keith'n Robinson 2007, 10
Khiry Robinson 2011-12
Nathan Robinson 1992
Owen Robinson 1953-54
Tramel Robinson 1998
Rany Robson 1968-69
Nathan Rodgers 2016
Hector Rodriguez 2007-2011
Miguel Rodriguez 1990
Ray Rogers 1945
Steve Rogers 1972-74
Tibby Rogers 1974-75
James Roof 1990
Eric Rosette 1997-98
A.J. Ross 2011
Ollie Ross 1961-63
Ray Ross 2000
Bob Rowan 1910
Monroe Rowden 1946
Marcus Rowe 2008-09
Richard Rowe 1997
Doc Rowell 1962-64
Terry Roy 2002-04
Clare Rudolph 1911
A.J. Ruffins 2007-08
Miguel Ruiz 2008
Travis Runnells 2002
Charles Russell 1917
Luke Russell 2011
Gary Ruston 1969-70
Mitchell Ryan 2007
Mike Rychik 1975-77

S

John Saluni 2003-04
Simote Samate 2021-Pres.
Nate Sanchez 95-96
Charles Sanders 1955-57
Dan Sanders 1919-22
Larry Sanders 1939-41
Milton Sanders 1926-29
Rashad Sanders 2008-2011
Virgil Santy 1922-25
Matt Sardello 1997-2000
Dennis Sarine 2001-03
Tommy Saucedo 1988-90
Arlanders Savage 1987-89
Anthony Searce 2005-06
Justin Schantz 1998-99
Bill Schiffman 1979-80
Rick Schleider 1972-73
Larry Schmoker 1986-89
Mike Schmucker 1995-96
Dennis Schneider 1982-85
Alex Schrag 2017
Clarence Schultz 1942
Roy Schultz 1942
Pat Schwenke 2005-07
Anthony Scott 2007-09, 11
Blas Scott 2007
Carl Scott 1921, 24
Codie Scott 1990
Deyon Scott 2003-04
Earl Scott 1913
John Scott 1985
Shaun Scott-Jones 2003-06
Stephen Scott 1985
Kyle Seals 2007-08
E.C. Seifert 1949-50
Kenneth Seillaes 1972
Mark Semkew 1971
Lou Serrano 1985-86
Tramale Session 1997
Gordon Sewell 1912
Orion Sewell 1995-96
Dewayne Sexton 1971-73
Arseel Shakoor 2007-08
DeJuan Shamburger 1999-00
A.D. Shaver 1944-46
Adam Shaw 2001-04
John Shear 203-04, 06
John Sheehy 2013, 15
Sid Sheffey 1915, 17
Shaiegan Sewell 1915
Dave Shellabarger 1964-65
Gary Shelton 1977
Tommy Sherrill 1951
Daniel Sherwood 2007-08, 10
Joe Shields 1918
Michael Shipley 2018
Patt Shipp 1951

M

Cleve Maartman 1986-87
Rebert Mack 1995-97
Zane Madison 2019
Aden Magee 1918
Douglas Mahan 1950-51
Jeff Mailliard 1969
Steve Main 1988-90
Bill Malone 1989-90
Otto Mangold 1939-40
Ronnie Mankin 1964-66
Dexter Manley II 2008
Mark Manley 1979, 81-82
Matt Manley 2005-08
Leon Manley 1957-59
Scott Manley 1981-83
Wilton Manley 1962-64
LeCharellon Mann 2002
George Manning 1930-33
Ricky Mantooth 1957-58
Donevin Manuel 2018-19
Arnold Marcha 1992-95
Si Marchbanks 1957-58
Chase Mardis 2015-16
Venric Mark 2014

Winston Short1974-76
 Elmer Shortwell1913-14
 Showalter1915-16
 Waren Sidwel1985
 Mark Simmons1996-99
 Gary Simms1918, 20
 Roman Simpson1990
 Venson Simpson1985
 Rounell Simon1976-77
 David Sims1963-64
 Eugene Sims2008-09
 Travis Sims1993
 Travis Sims1996
 Adam Sipes2004
 Hubert Sires1918
 Dejuan Skinner2005
 Larry Skinner1988
 Tom Slack1936-37
 Curtis Slater2009, 11-13
 Nathan Slaughter2010-2013
 Chazz Slatinsky2015-17, 19
 Royce Slechta1990
 Isaiah Smallwood2021-Pres.
 Casey Smith1986
 Cheyenne Smith2003-2006
 Chris Smith2005
 Daryl Smith1989-90
 Dennis Smith1960-61
 Floyd Smith1979-80
 Gage Smith2021-Pres.
 Harry Smith1949-51
 James Smith2010
 Jeff Smith1983-84
 Jordan Smith2009-2012
 Kellon Smith2017-18
 Lesone Smith2018-19
 Marvin Smith1950-51
 Michael Smith2021-Pres.
 Mike Smith1982-83
 O. Smith1911
 R.L. Smith1945
 Ralph Smith1914
 Richard Smith1990
 Riley Smith2016
 Steve Smith2007-10
 Terry Smith1989
 Terry Smith1993
 Victor Smith2021
 Chriss Snapp2003-04
 Jered Snelgrooes2005-2007
 Don Snodgrass1958
 Shane Sobnosky2012
 Chase Sojka2019
 Merced Solis1972-74
 Rick Solis1997-98
 Andy Somerville1995
 Lem Sone1918-19, 23
 Adolfo Sonen1977-79
 Velton Soregee1938
 Michael Soto1988-90
 Archie Souter1955-56
 John Spann1949-51
 Earl Sparks1914
 T.J. Sparks2002-05
 Larry Spears1974-77
 L.O. Speers1936
 Jack Spence1931-33
 Reggie Spencer1976-78
 Louis Spinks1965, 67
 Otis Splawn1927
 Garfield Spradley1954
 Glen Staffor1945
 Carroll Stafford1957-59
 Stanley Stafford1957-59
 Earl Stagner1938-40
 Tom Stainocker1910
 Harry Stair1913
 Dick Stamier1965
 Glen Stanley2010
 Harry Star1913-14
 Kendrele Staten2012-14
 Adam St. Clair2000-03
 Joe Stegall1918
 Dennis Steinback1982-83
 Leo Steinkoenig1941
 M. Stephens-Peppers2019-21
 Doug Stephenson1982
 Lother Stephenson1937-38
 Harold Stewart1968-70
 Markel Stewart2017-18
 Max Stewart2005, 08
 Mark Stewart1975-78
 Paul Stewart1922
 Jack Stone1914-15
 J.T. Stone2000
 Matt Stone2003-04
 Cody Stovall2000-03
 L.A. Stowe1931-33

Jim Strain1926-27
 Patrick Strambler1997-00
 Lamar Strahan2011
 Russ Street1995-96
 Hunter Streuling2014-15
 Russell Stroud1932-33
 Ray Struck1988
 Harold Stuart1968-69
 Dutch Studer1918, 21
 Patrick Sturdivant1992-93
 Wayne Sullivan1949
 Brody Sutterfield2021-Pres.
 Brandon Swain2007-08
 Brian Swanson1995
 Bob Sweat1972
 Noah Sweitzer2016
 Steve Sydow1971-73
 Dave Szymkowski1965-67

T
 David Tameilau2014
 Damon Tanck1992
 Don Tardy1965-67
 J.W. Tareton1913
 Don Tate1968-69
 Shawn Tate1999
 Thomas Tate1970-71
 Raymond Taupule1999-00
 Billy Taylor1971-72
 Doak Taylor1986-88
 George Taylor1937-38
 Jack Taylor2008
 Olajuwon Taylor2016
 Prentice Taylor1997
 Trey Taylor1990
 C.M. Teague1932-34
 Erik Tellef1995-96
 Jimmy Terrell1945
 Bob Terry1945
 Foye Terry1920
 Press Theriot1979
 Jazz Thind2017
 Cashmin Thomas2007-08
 Christopher Thomas2018-Pres.
 Duane Thomas1967-69
 F.A. Thomas1936-38
 Gary Thomas1997-97
 Johnny Thomas1940-42
 Kevon Thomas2016-18
 Kyle Thomas2008, 10
 Phillip Thomas1993, 95
 Phoebe Thomas1938
 William Thomas1995, 96
 Bill Thompson1944
 Brian Thompson1996-99
 Chaun Thompson1998-99, 01-02
 Clifford Thompson1994
 Dendrick Thompson1996
 Gordon Thompson1929
 Jacob Thompson1996
 Jimmy Thompson1998
 Kelvin Thompson2007-10
 Larry Thompson1978-79
 Olan Thompson1968-70
 R.M. Thompson1933-34
 Ralph Thompson1969-70
 Weldon Thompson1922-24
 Neil Thomsen1969
 Drew Thorn1997-99
 William Thornton2010
 Kevin Thrash1976-77
 Frank Thrasher1960-61
 Jackie Tidmore1945
 Mark Tidwell1978-81
 Jay Tillman2008, 10
 Tyrie Tipton2021-Pres.
 Will Toliver2013-16
 Kyle Tollefson1990
 Pat Tombs1940-41
 Trevey1915
 Weldon Trice1946, 48-49
 Bill Trisciani1971-72
 Kevin Troutman1977-79
 Floyd Trowbridge1920
 Clayton Truembach2005, 07
 Gabe Tuata2014
 Alex Tucci2013-15
 Chink Tucker1920
 Don Tucker1947-40
 Marion Tucker1970-72
 Delmer Tuggle1954-55
 Shalom Tui2004
 U. Tumer1911
 Tumey1915
 Corey Turner1988
 Derek Turner2000-01
 Johnny Turner1988-89
 Lloyd Turner2017

Otis Turner1910
 Demond Tyson2002

U
 Duane Uhatafe2005
 David Uiagalelei2001
 Logan Vallo2018
 Terry Upton1969
 Gerry Uretsky1979-81
 Bill Uzzolino1964-65

V
 Meile Valele2013-14
 Jimmy Valenciano2009
 Logan Vallo2019
 Frank Van Hoy1934-35
 Chip Van Pelt1974-76
 Jackie Vantrease1953-56
 Kevin VanVorvis2010-2013
 Johnny Varnell1960-63
 Dillon Vaughn2014-2017
 Dustin Vaughan2010-2013
 Bryon Vaughn1923-26
 Finis Vaughn1923-26
 Ray Vaughn1910-11
 Gilbert Veasey1977
 Atilla Vegh1972
 Vicic1915
 Charles Vick1942
 B.J. Vickers2007
 Luis Villagomez2006
 Travis Vornkahl2016-18
 Bobby Vorpal1989
 Kyle Voss2009-13

W
 Todd Wade1986
 Toby Waggoner1935-36
 Joe Walden1953-55
 David Walker1974
 Dee Walker2007
 Doyle Walker1957
 John Walker1932-34
 Jonathan Walker2004-05
 Kuwese Walker2001
 Leon Walker2004
 Montray Walker1997
 Tyler Walker2015-16
 Undrea Walker1976
 Willie Walker1969-71
 Hunter Wall2005
 Brad Wallace1988
 Jeff Wallace1910
 T. Wallace1991
 Waldemar Wallace1917, 20
 Marc Walller2010-2013
 Craig Wallis1935, 37
 Butch Walterscheid1963-66
 Aaron Wampler2009-12
 Elvis Ward1926-28
 Gary Ward1958-60
 Kraig Ward1996
 Patrick Ward2012-13
 Walter Ward1942
 Mike Ware2005
 Aubrey Warren1970-71
 Cameron Warren2011-13
 Jeff Warren2003
 Terry Warren2000
 Mike Wartes1972-74
 Marvin Wash2007-08
 Chris Washington1997
 Clemmy Washington1990
 Hank Washington1965-66
 Max Washington1957-59
 Michael Washington1987-88
 Odell Washington1936-38
 Blake Waters2021-Pres.
 Tony Waters1963-64
 Anthony Watkins1986
 Foster Watkins1936-38
 Watson1927
 Watson1912
 Brad Watson1985
 Brett Watson2006-08
 Isaac Watson2014, 17
 Jeremy Watson2009-2014
 Jimmy Watson1987-89
 Curley Watters1966-68
 Albert Watts1997-98
 Craig Watts2010-2013
 Gary Weaver1972-73
 Waldamar Weaver1915
 Dustin Webb2000-02
 E.J. Webb1953-54
 J.Marcus Webb2008-09

Brandon Weber1997-98
 Chad Webster2003-05
 Jon Webster1982
 Bruce Wegman1967
 Remington Weis2018
 John Weitz1992-95
 Jerald Welch1985-86
 Eugene Weldon1982
 Wallace Wellington2002-03
 Dailyn Wells2017
 Bryan Welps1994-96
 Jared Wesley2013-14
 Shaun Wesley2009-10
 Marquette Wesson1996-97
 Earl West1962-64
 Herman West1987-88
 Jesse West1918
 Ethan Westbrook2012-13
 Jim Whaley1992-93
 Todd Whatley1998
 Bill Wheeler1942
 Carl Wheeler194
 Jim Wheeler1968
 Ted Wheeler1964-66
 R.D. Wheelock1934-35
 Robert Whelchel1951, 53, 57
 Greg Whetstone1974, 77
 Spencer Whippo1915, 19
 Bruce Whisenhunt1970
 Clyde White1990
 Don White1972
 Ed White1952
 Jackie White1973-75
 John White1942, 45
 Maurice White2005-06
 Norman White1993-96
 Clyde Whiteacre1922
 Nick Whitt2012-13
 Michael Whitfield2015, 17-18
 R. Whitfield2006
 Freddie Whitley1977, 79-80
 Dave Whitmire1966-67
 Clarence Whittenberg1954-55
 Dick Wiegand1960-61
 Larry Wiens1971-73
 Austin Wiggins1938-40
 Duane Wilburn1992
 Ben Wiley1951
 Dale Wiley1953-55
 Derick Wiley2003-04
 Lance Wiley1984
 Scott Wiley1975-78
 Austin Williams2016
 Boyd Williams1946-48
 Brock Williams2018-Pres.
 Calvin Williams1981-82
 Charlie Williams1960-61
 Devron Williams1995-96
 Eddy Williams2015
 Edwin Williams1937
 Howard Williams1930-33
 Iris Williams2006
 Jeff Williams1990
 Jerry Williams1959
 Josh Williams2012
 Justin Williams2006-07
 Kito Williams2005-06
 Leon Williams1937-39
 Malik Williams2018
 Marvin Williams1983
 Maurice Williams1989-90
 Mike Williams1982-84
 Mike Williams1974-75, 77
 Quinteze Williams2015
 Robert Williams1986
 Robert Williams1994
 Steve Williams1997
 Tyson Williams2008-10
 Walter Williams1997
 Winfred Williams1969-71
 Ron Willingham1969-71
 David Willis1974-77
 Joe Willoughby1946
 LaPear Willich2013-16
 Clyde Wilson1990
 Earl Wilson1979-82
 Jack Wilson1968
 Jim Wilson1912
 Jim Wilson1986-87
 Larry Wilson2003-04
 Ray Wilson1983-84
 Raymond Wilson1926-28
 Mack Winter1942, 46
 Roy Winters1966-68
 Frank Wise1947-50
 Warren Witherspoon2015-17
 Bruce Womack1947-50
 Burl Wood1965-66

David Wood1982-84
 David Wood1984-86
 Don Wood1982-84
 Earl Wood1965-66
 Jim Wood1959
 Wes Wood1989
 Brad Woodard2003
 Daylan Woods2015
 Pete Woods1937
 R.V. Woods1938, 40
 Tanner Woods2007
 R.G. Woolever1931
 Claude Wooley1981-82
 Turner Woolley2015-16
 Andy Workman1994, 96
 Marcus Wortham1993
 Charles Wright1947-50
 Cuery Wright1959
 Dean Wright1947-50
 Michael Wright1994-97
 Phillip Wright1953-55
 Rick Wright1976-78
 Dayrl Wynne1969-71
 Bruce Wyre1973-75

Y
 Joe Yankovich1984-86
 Jack York1954-55, 57
 Daelin Young2014-2017
 Jim Young1966-67
 Tramicah Young2008-09
 Josh Young2006-07
 Bill Younger1914
 Duke Younger1918
 Patric Youngman2013-14

Z
 Michael Zoch2008-10
 Mike Zoffuto1966-67

WTAMU HALL OF CHAMPIONS

1987

Al Baggett
Price Brookfield
Sam Burton
George Ray Colvin
Ben Collins
Lwood Dow
Joed Forbus
Joe Fortenberry
Pat Gerald
Floyd Golden
Mitchell Jones
Clifford Keith
Delbert Lowres
Gus Miller
Odus Mitchell
Putt Powell
Larry Sanders
Ernest Schur
Pete Shotwell
Elvis "Heck" Ward
Foster Watkins

1988

Terry Adolph
Johny Ayers
Cloyde Box
Hatcher Brown
Troy Burrus
Maurice Cheeks
Tommy Coffey
Bill Cross
Corky Dawson
Simmie Hill
Joe Kerbel
Frank Kimbrough
Jerry Don Logan
J.W. Malone
Gene Mayfield
Eugene "Mercury" Morris
"Pistol" Pete Pedro
Jesse Powell
Jerry Richardson
Bo Robinson
James Scott
Allen Simpson
Dave Szymakowski
Duane Thomas
Butch Walterschild
Charles Wright

1989

Tom Airhart
Jerry Behrens
Lawrence Brotherton
Grady Burson
Milt Fitts
Buck Garrett
Clark Johnson
Leon Manley
Ronald Mills
Borden Price

1990

Jim Campbell
Dory Funk, Jr.
Merry Johnson-Byers
Metz LaFollette
Bob Petrich
Scottie Pierce
Gail Simpson
Burl Wood
Earl Wood
Phillip Wright

1991

Carl Brown
Austell Burrus
Charlie Daves
Steve Haterius

1992

Woody Gilliland
Royce Hillman
Rhonda Kimbrough
Joe Meaker

1993

Warren Hasse
Tod Mayfield
Weldon Trice
Vanessa Wells Thibert

1994

Carl Birdsong
Kim Hudson
Megan Kinen Morton
Reggie McElroy

1995

Eddie Conner
Roy Lee Dunn
David Kent
Von Tucker Sims

1996

Jill Myatt McDonald
Julie Myatt O'Dell
Reggie Ramey
Ollie Ross

1997

Stan Carraway
Terry Funk
Allene Stovall
Teresa Tinner

1998

Alex Hale
Bob Kelley
Angela Seay Land
Bruce Wyre

1999

Charles Byrd
Sandy Callahan
Danny Cazalas
Joe Hayes

2000

Raymond Brown
Henry Fields
David Gasser
Spencer "Hank" Washington

2001

Ronnie Mankin
Mike Mitchell
Jeff Nunn
Frank Stockman

2002

Dale Blaut
Charles Kitchens
Douglas Kriewald
Bruce Womack

2003

J.R. Compton
Joesph Kemel
Natasha Taylor
Bill Yung

2004

Boyce Box
Hubert "Cuby" Kitchens
Eve Posey
John Varnell

2005

Alondra Johnson
Bob Kitchens
Renee Leurs-Gillispie
Julie Saylor Young

2006

Ana Carolina "Carol" Pereira
Ana Cristina "Tita" Pereira
Bobby Kleincecke
Scottie Doores
Ralph Davis

2007

Sarah Butler-Cartheil
Martin Lattibeaudiere
Charley Sanders
Bob R. Sloan

2008

Davy Arnaud
Leona Gerber
Ray Franks
DeWayne Miles

2009

Joe Brooks
David Cole
Charles "Shorty" Halbert
Debbie Hendricks
James Morton
Shannon Stroud-Cavalier
Dennis Walling

2010

Kathy Clutterbuck-Nor
Rok Ekker
Myrl and Earl Goodwin
Roy Lee "Sammy" Malone
Eddie Meyer
Bob Sine
Mallory Vestal

2011

Beau Brown
Nay Hale
Ed Harris
Mickey Matthews
Jim Reid
Bob Schneider

2012

Damien Lolar
Don Patterson
Sarit Shenar
James Marvin Smith
Celeste Stevenson
Chau Thompson

2013

Rebekah Bachman
Dalton Bell
Ray Burrus
Dave Corley
William Fifer
Pat McDonald

2014

Emily Brister
Jared Brock
Charly Martin
Kendra Morgan Potts

2015

Brad Bailey
Tyler Cooper
Dr. Russell C. Long
Brandi Green-Malveaux
Lanny Phillips
Harold Stuart

2016

Anthony Armstrong
Lori Deshields Davis
Keith Null
Mike Ohm
Marvin Self
Mike Wartes

2017

Jerry Boeka
Jess Anne Fernandes
John Hasse
Kim LeComte
Jerry Simmons
David Willis

2018

Grady Benton
Ben Hangartner
Matthew Madison
Katie Rickwartz
Ralph Anderson
Mary Ann Hill

2019

Rick Cooper
Dylan James
Alyssa Lemos
Randy Matthews
Arthur & Lela Mae Stovall
Holly Troth
Dustin Vaughan

2021

Tim Dubrule
Renee Erwin
Paul Hart
Emma Love
Mickey Piersall
Brad Stark
Chontiquah White

2022

Seb Furness
Tony Graystone
Rita Hokianga
Glory Jangthongsiri
Marshal Kasowski
Dr. J. Patrick O'Brien
Laura Prinsen
Eugene Sims
Libby Strickland



#ROLLOAMNBUFFS
#ROLLOAMNBUFFS
#ROLLOAMNBUFFS
#ROLLOAMNBUFFS

2022 SCHEDULE

9.3 WESTERN COLORADO 7 P.M.
CANYON

9.10 ADAMS STATE 7 P.M.
ALAMOSA

9.17 TEXAS A&M-KINGSVILLE 7 P.M.
CANYON

9.24 ANGELO STATE 6 P.M.
SAN ANGELO

10.1 UT PERMIAN BASIN 7 P.M.
CANYON

10.8 MIDWESTERN STATE 7 P.M.
WICHITA FALLS

10.15 WESTERN OREGON 3 P.M.
MONMOUTH

10.22 CENTRAL WASHINGTON 7 P.M.
CANYON

10.29 WESTERN NEW MEXICO 1 P.M.
SILVER CITY

11.5 EASTERN NEW MEXICO 6 P.M.
CANYON

11.12 SIMON FRASER 8 P.M.
BURNABY