

AA2/100.11/1898-1900
c.2

DEC 3 - 1945

DOCUMENTS DIVISION
University of Colorado Libraries

BIENNIAL REPORT
OF
GEORGE W. TEMPLE,
AUDITOR OF STATE
OF
COLORADO.

FROM DECEMBER 1, 1898, TO NOVEMBER 30, 1900,
INCLUSIVE.




DENVER, COLORADO
THE SMITH-BROOKS PRINTING CO., STATE PRINTERS
1901

COLORADO STATE PUBLICATIONS LIBRARY
local



3 1799 00007 8212






BIENNIAL REPORT
OF
GEORGE W. TEMPLE,
AUDITOR OF STATE
OF
COLORADO.

FROM DECEMBER 1, 1898, TO NOVEMBER 30, 1900,
INCLUSIVE.



DENVER, COLORADO
THE SMITH-BROOKS PRINTING CO., STATE PRINTERS
1901



BIENNIAL REPORT
OF THE
AUDITOR OF STATE
OF
COLORADO.

State of Colorado,
Auditor's Office.
Denver, Colorado, December 1, 1900.

TO HIS EXCELLENCY,
CHARLES S. THOMAS,
GOVERNOR OF COLORADO.

Sir—In compliance with the statutes of the state of Colorado, I respectfully submit herewith the twelfth biennial report of the Auditor of State, for the fiscal years 1899 and 1900.

I deem it unnecessary to take up space to explain at length the different tabulated statements, as they are self-explanatory and easily understood.

The financial affairs of the state, having reached such a crisis that Your Excellency deemed it necessary to appoint a special revenue commission for the purpose of drafting revenue bills, and generally revising our entire revenue system, it is to be hoped that this commission will present a set of revenue measures to the incoming legislature which will provide sufficient revenue to meet all necessary appropriations for the fiscal years 1901 and 1902, as well as take care of all deficiencies.

The deficiencies which the Thirteenth General Assembly should provide for are as follows:

Soldiers' and Sailors' Home.....	\$20,000 00
Penitentiary.....	25,000 00
University.....	70,000 00
Insane Asylum.....	19,467 92
Certificates of indebtedness.....	31,867 43
Stock destroyed by order Veterinary board, estimated	2,500 00
Scalp bounties, estimated.....	25,000 00
Total.....	<u>\$193,835 35</u>

The immediate needs of the Insane Asylum, State University, Reformatory, Penitentiary and other state institutions are given in detail in their various reports, and it is hoped that all these institutions will receive appropriations sufficiently large to carry them through the coming biennial period without having the usual deficiencies. Of course, this cannot be done without a general revision of our revenue laws.

I feel that I should call special attention to the appropriations made for the Insane Asylum. In 1895 and 1896 the deficit amounted to \$32,818.52. In 1897 and 1898, \$18,726.44. In 1899 and 1900, \$19,467.92. When one considers that there are over five hundred poor unfortunates confined in this institution, and with a paltry \$50,000 appropriated for the years 1899 and 1900, the wonder is that the asylum has been able to exist at all, and I sincerely hope that the Thirteenth General Assembly will, in making its appropriations, deal liberally with this institution.

It seems almost a waste of time to prepare an estimate for the fiscal years 1901 and 1902, for the reason that the various legislatures ignore the same. The Twelfth General Assembly, having made appropriations in excess of the revenue to the amount of \$472,555.25, proves conclusively that the legislature paid no attention to former Auditor Lowell's estimate. Of course, these excess appropriations practically amount to nothing so far as creating a debt or claim against the state is concerned, because our supreme court has held that every appropriation made in excess of the revenue is null and void, but they do create considerable confusion and annoyance for the Auditor's office.

A statement of the estimates of expenditures for the fiscal years 1901 and 1902, as well as the estimated income

for the same period, will be found on pages to It will be noticed that said estimates show a deficit of \$585,783.43 for the biennial period. Also, that in my estimate of expenditures I have simply included appropriations falling within the first and second classes, with the single exception of the Soldiers' and Sailors' Home, which falls in the third class.

There is one thing to be remembered in this connection, and I desire to call especial attention to the same, and that is, that never in the financial affairs of the state has the general revenue fund been called upon to meet so many obligations. I refer particularly to the statute requiring the State Board of Equalization to make a levy in the year 1899 to provide a capitol building bond sinking fund for the 1890 issue, amounting to \$30,000, said levy being three-twentieths of a mill; and in the year 1900, a levy sufficiently large to produce \$60,000 for the 1891 issue, which levy amounted to three-tenths of a mill. Thus it will be seen that we have a total of \$90,000 to be paid out of the general revenue fund, leaving the levy for 1900 for general revenue purposes only one and fourteen-fifteenth mils, the lowest in the history of the state; and for the years 1901 and 1902 there must be raised for said sinking bond fund the further sum of \$240,000, which will naturally reduce the levy for these years to about one and one-half mills for general revenue purposes, figuring, of course, that the valuation will be about the same as for 1900. And in addition to this, about \$15,000 of the interest on deposit fund has been credited to the Agricultural College and public school funds by our State Treasurer, still further reducing our general revenue fund, because heretofore the total amount to the credit of this fund has always been credited to general revenue. All these things go to show that the first and most important duty that the Thirteenth General Assembly has to discharge is the passing of adequate revenue measures.

Fortunately, by a material increase in the state's valuation, together with increased receipts in both the Insurance Department and the office of the Secretary of State, I was able to draw warrants for appropriations made in what is known as the first and second classes, but even this cannot be done in the future if more revenue is not provided.

COUNTY LIMIT BILL.

The "County Limit" bill, passed by the last general assembly, does not seem to have resulted in compelling the various county assessors to assess property any higher than they did prior to its passage. With one or two exceptions the bill fixed the limit at a higher rate than the counties actually needed, based on the old style of assessment, that is, assessing property on about a twenty-five or thirty per cent. basis, hence no additional valuation resulted from the passage of this act. I presume, however, the revenue commission has fully considered this measure, and will report some amendments to the same.

SCALP BOUNTIES.

The fund created by virtue of the re-recording of all stock brands amounted to \$29,022.20, of which amount \$20,654.27 was paid out for clerical assistance, postage, stationery, etc., leaving a net balance at this date of \$8,367.93 to be appropriated, as provided in the act, for the payment of scalp bounty certificates, the last legislature failing to appropriate any portion of the unexpended balance. I recommend that the above amount be duly appropriated at this session.

INTEREST ON WARRANTS.

I recommend that the interest on warrants and certificates of indebtedness be reduced from six to five per cent., because at the present rate of interest our warrants are sought after to such an extent that outside investors have been paying a premium on them, thereby making it a very difficult matter for the state to get any warrants for its investment funds.

OUTSTANDING WARRANTS.

I sincerely hope that the present legislature will provide some way for taking care of all outstanding warrants.

Twice constitutional amendments, providing for the funding of all outstanding indebtedness, have been presented to the people of the state for their ratification, and each time the amendments were voted down. But I believe, as time goes on, the question of these outstanding warrants is being better understood by the people generally, and, in view of

this fact, I think some legislation, providing for the ultimate redemption of these warrants, could be had at this time.

The most shameful part of this outstanding warrant business is that, at this writing, there is cash on hand to the credit of 1889 revenue, amounting to \$89,376.16, and has been for a number of years past, and still the state has been paying six per cent. interest on this amount for the past twelve years. Why does not the legislature at least provide for the payment of this amount of warrants and stop the interest? Our supreme court has quite recently held that nothing can be done with this money so far as the State Treasurer is concerned, without some action being taken by the legislature. The question is, Will it act now? It is to be hoped it will.

WARRANTS ISSUED AGAINST 1899 AND 1900 REVENUE.

The total amount of warrants issued against the revenues of 1899 and 1900 is \$1,143,426.13. Of this amount approximately \$550,000.00 has been drawn against the revenue of 1899, and I take pride in being able to state that in thirty days from this date every one of these warrants will be called and paid. Of the 1900 issue, amounting to \$593,426.13, there are still outstanding warrants to the amount of \$337,307.52, which I estimate will be called and paid in less than one year from date.

INSURANCE DEPARTMENT.

I desire to call your Excellency's attention to the growth of the insurance department, and as a matter of comparison I have compiled a statement showing the receipts from 1883 to 1900, inclusive, which speaks for itself:

1883 and 1884.....	\$ 13,025 55
1885 and 1886.....	17,821 51
1887 and 1888.....	25,811 04
1889 and 1890.....	48,120 36
1891 and 1892.....	61,269 03
1893 and 1894.....	65,994 99
1895 and 1896.....	127,939 80
1897 and 1898.....	187,367 12
1899 and 1900.....	216,392 29

Time and time again the various insurance commissioners have pointed out the weakness and inefficiency of the insurance laws of this state, and accordingly made recommen-

dations for additions and changes, but I believe with one or two exceptions the various legislatures failed to take any action, hence the department, so far as laws are concerned, is just about where it was when originally created. For a detailed statement of the affairs of the office for the past two years, I refer you to the seventeenth and eighteenth annual reports issued by said department.

In concluding, I wish to sincerely thank your Excellency and my fellow officers for the many courtesies extended me during the past two years, thereby making my duties pleasant and agreeable.

Respectfully submitted,

GEORGE W. TEMPLE,
Auditor of State.

STATEMENT

SHOWING

Estimated Floating Debt of State, November 30, 1900.

Estimated Expenditures for the Fiscal Years 1901 and 1902.

Estimated General Revenue Fund Income for the Fiscal Years 1901
and 1902.

STATEMENT
SHOWING ESTIMATED FLOATING DEBT OF STATE, NOVEMBER
30, 1900.

LIABILITIES.

Outstanding interest bearing warrants of 1887 and prior	\$ 130,776 71	
Outstanding interest bearing warrants of 1888	277,555 65	
Outstanding interest bearing warrants of 1889	469,003 93	
Outstanding interest bearing warrants of 1891	315 20	
Outstanding interest bearing warrants of 1892	6,153 40	
Outstanding interest bearing warrants of 1893	6,710 58	
Outstanding interest bearing warrants of 1894	33,705 25	
Outstanding interest bearing warrants of 1895	218 91	
Outstanding interest bearing warrants of 1896	1 001 29	
Outstanding interest bearing warrants of 1897	6,475 64	
Outstanding interest bearing warrants of 1898	1,936 73	
Outstanding interest bearing warrants of 1899	43,659 70	
Outstanding interest bearing warrants of 1900	373,755 92	
Outstanding interest bearing capitol building warrants	585,740 07	
Outstanding interest bearing insane asylum tax levy 1900 warrants	30,981 40	
Outstanding interest bearing certificates of indebtedness	31,867 43	
Outstanding cash warrants	3,234 64	
Estimated interest due on outstanding warrants	662,600 00	
Estimated interest due on certificates of indebtedness	3,816 00	
Gross floating debt		\$ 2,669,598 45
Bonded indebtedness, capitol building		600,000 00
Bonded indebtedness, casual deficiency		100,000 00
Bonded indebtedness, Cripple Creek insurrection		70,500 00
Bonded indebtedness, Leadville riots		223,000 00
Gross floating and bonded debt of state		\$ 3,663,098 45
Less assets due the state		877,630 31
Total debt of state		\$ 2,785,468 14

STATEMENT

SHOWING ESTIMATED FLOATING DEBT OF STATE, NOVEMBER
30, 1900.

ASSETS.

Cash in Treasury, general revenue, 1887 and prior		\$	136 82
Cash in Treasury, general revenue, 1888			655 53
Cash in Treasury, general revenue, 1889			89,376 16
Cash in Treasury, general revenue, 1890			170 99
Cash in Treasury, general revenue, 1891			9 69
Cash in Treasury, general revenue, 1892			247 23
Cash in Treasury, general revenue, 1893			566 22
Cash in Treasury, general revenue, 1894			966 93
Cash in Treasury, general revenue, 1895			585 46
Cash in Treasury, general revenue, 1896			1,216 17
Cash in Treasury, general revenue, 1897			731 60
Cash in Treasury, general revenue, 1898			4,380 43
Cash in Treasury, general revenue, 1899			29,675 42
Cash in Treasury, general revenue, 1900			36,448 40
Cash in Treasury, capitol building			12,848 94
Cash in Treasury, insane asylum			6,812 54
Cash in Treasury, Ute war debt			192 77
Cash in Treasury, cash warrants			3,234 64
Cash in Treasury, capitol building sinking fund			26,311 42
Total Cash in Treasury for above funds		\$	214,567 36
UNCOLLECTED REVENUE AS FOLLOWS:			
General revenue 1898 and prior tax		\$	134,755 64
General revenue 1899			63,356 39
General revenue 1900			418,858 73
Capitol building tax			150,207 12
Insane asylum tax			60,269 26
Ute war debt tax			9,069 07
Capitol building bond sinking fund			70,501 06
Total gross uncollected taxes		\$	907,047 27
DEDUCT AS FOLLOWS:			
80 per cent. of uncollected tax of 1898 and prior	\$	107,804 51	
5 per cent. of total uncollected tax of 1899		22,084 86	
5 per cent. of total uncollected tax of 1900		20,942 94	
30 per cent. of uncollected capitol building tax		45,062 14	
Uncollected insane asylum tax		34,241 92	
99 per cent. of uncollected Ute war debt tax		9,008 08	
5 per cent. of total uncollected capitol building sinking fund tax	4,839 87	\$	243,984 32
Total uncollected taxes due the state			663,062 45
Total assets due the state		\$	877,630 31

ESTIMATED EXPENDITURES

FOR THE FISCAL YEARS 1901 AND 1902.

Governor's salary.....	\$ 10,000 00	
Governor's Private Secretary.....	3,000 00	
Governor's Stenographer.....	2,400 00	
Lieutenant Governor's salary.....	2,000 00	
Secretary of State, salary.....	6,000 00	
Deputy Secretary of State, salary.....	5,000 00	
Secretary of State, clerk's fund.....	10,000 00	
Printing Clerk, salary.....	3,000 00	
Auditor of State, salary.....	5,000 00	
Deputy Auditor of State.....	5,000 00	
Auditor's clerk fund.....	5,400 00	
State Treasurer, salary.....	12,000 00	
Deputy Treasurer.....	5,000 00	
State Treasurer, clerk's fund.....	5,400 00	
Superintendent of Public Instruction.....	6,000 00	
Superintendent of Public Instruction, clerk's fund.....	5,000 00	
Assistant State Librarian.....	2,000 00	
Attorney General's salary.....	6,000 00	
Attorney General's assistants and stenographer.....	12,000 00	
Judges Supreme Court, salaries (3).....	30,000 00	
Reporter Supreme Court Decisions.....	6,000 00	
Bailiff Supreme Court.....	2,400 00	
Clerk Supreme Court.....	7,000 00	
Deputy Clerk Supreme Court.....	3,000 00	
Judges Court of Appeals, salaries (3).....	30,000 00	
Clerk Court of Appeals, salary.....	6,000 00	
Bailiff Court of Appeals, salary.....	2,400 00	
Stenographers Supreme Court, salaries (3).....	6,000 00	
Stenographers Court of Appeals, salaries (3).....	6,000 00	
Judges of District Court, salaries (19).....	152,000 00	
District Attorneys, salaries (13).....	20,800 00	
State Engineer's salary.....	6,000 00	
State Engineer's assistants.....	5,000 00	
Coal Mine Inspector's salary.....	4,000 00	
Deputy Coal Mine Inspector's salary.....	3,000 00	
Coal Mine Inspector's clerk hire.....	1,000 00	
State Veterinary Surgeon's salary.....	3,000 00	
State Veterinary-Sanitary Board expense.....	1,500 00	
State Board of Arbitration Members (2).....	2,000 00	
Secretary's salary.....	2,400 00	
Amount carried forward.....		\$ 409,700 00

ESTIMATED EXPENDITURES

FOR THE FISCAL YEARS 1901 AND 1902—Concluded.

Amount brought forward.....	\$ 409,700 00
Traveling expenses of Board.....	500 00
Register State Board of Land Commissioners.....	4,000 00
Deputy Register, salary.....	3,000 00
Appraiser's salary.....	3,000 00
Board of Land Commissioners, clerk fund.....	6,800 00
Deputy Labor Commissioner, salary.....	3,600 00
Boiler Inspector, salary.....	5,000 00
Boiler Inspector, assistant, salary.....	3,000 00
Thirteenth General Assembly:	
Per Diem of Senators and Members.....	63,000 00
Mileage of Senators and Members.....	5,000 00
Per Diem of Senate and House employees.....	38,000 00
Contingent and incidental expenses, Thirteenth General Assembly.....	15,000 00
Legislative printing.....	30,000 00
Insane Asylum, maintenance.....	115,000 00
Penitentiary, maintenance.....	180,000 00
Industrial School, maintenance.....	60,000 00
State Board of Charities and Corrections, secretary's salary.....	3,000 00
Expenses, State Board of Pardons.....	1,200 00
State Board of Health, secretary's salary.....	2,400 00
State Board of Health, expense fund.....	1,000 00
Certificates of indebtedness.....	31,867 43
Certificates of indebtedness, interest estimated.....	3,816 60
Scalp bounties.....	25,000 00
Soldiers' and Sailors' Home.....	40,000 00
Dependent Children's Home.....	30,000 00
Bureau of Horticulture.....	3,000 00
Dairy Commissioner and Deputy.....	4,400 00
Historical Society.....	2,000 00
Estimated interest on warrants issued in 1901 and 1902.....	65,000 00
Bureau of Mines.....	24,000 00
Reformatory.....	75,000 00
Interest on casual deficiency bonds.....	8,000 00
For incidental and contingent expenses of the several depart- ments, estimated.....	87,000 00
Board of Equalization, secretary's salary.....	3,000 00
Game and Fish Warden and deputies, salaries.....	30,000 00
Sinking Fund on Capitol Building bonds for 1901 and 1902.....	240,000 00
Total.....	\$ 1,624,283 43

NOTE—Provision for the deficiencies designated on page 6 would add to the above amount \$193,835.35.

ESTIMATED GENERAL REVENUE FUND INCOME.

FOR THE FISCAL YEARS 1901 AND 1902.

Assessment of 1901, estimated	\$ 210,000.000	
Assessment of 1902, estimated	210 000,000	
Total		\$ 420,000,000
Tax of 1½ mil's on the dollar	\$ 630,000	
Less 5 per cent., uncollectible	31,500	
Total tax collectible		598,500
Fees from Secretary of State, two years, estimated	\$ 200,000	
Insurance department, two years, estimated	195,000	
Interest on deposits, estimated	20,000	
Receipts from all other sources, estimated	25,000	
Total revenue, other than tax, estimated		440,000
Total estimated income of revenue		\$ 1,038,500

EXHIBITS

Showing transactions for two years ending November 30, 1900.

TRANSCRIPT OF GENERAL LEDGER ACCOUNTS.

GENERAL LEDGER ACCOUNTS.

AGRICULTURAL COLLEGE INVESTMENT FUND.

1898			
Dec. 1	To balance.....	\$ 56,978 97	
	To warrants purchased for investment.....	106,569 90	
	By warrants redeemed.....		\$ 138,055 93
	By balance.....		25,492 94
		\$ 163,548 87	\$ 163,548 87

INTERNAL IMPROVEMENT INCOME INVESTMENT FUND.

1898			
Dec. 1	To balance.....	\$ 27,247 38	
	To warrants purchased for investment.....	17,051 08	
	By warrants redeemed.....		\$ 21,753 59
	By balance.....		22,544 87
		\$ 44,298 46	\$ 44,298 46

INTERNAL IMPROVEMENT PERMANENT INVESTMENT FUND.

1898			
Dec. 1	To balance.....	\$ 51,687 70	
	By warrants redeemed.....		\$ 4,236 78
	By balance.....		47,450 92
		\$ 51,687 70	\$ 51,687 70

PUBLIC SCHOOL INVESTMENT FUND.

1898			
Dec. 1	To balance.....	\$1,114,276 90	
	To warrants purchased for investment.....	351,294 87	
	By warrants redeemed.....	-----	\$ 515,829 48
	By balance.....	-----	949,742 29
		\$1,465,571 77	\$1,465,571 77

UNIVERSITY INVESTMENT FUND.

1898			
Dec. 1	To balance.....	\$ 33,178 65	
	By warrants redeemed.....	-----	\$ 3,194 62
	By balance.....	-----	29,984 03
		\$ 33,178 65	\$ 33,178 65

GENERAL APPROPRIATION 1890 AND PRIOR FUND.

1898			
Dec. 1	To balance.....	\$ 877,336 29	
	By balance.....	-----	\$ 877,336 29
		\$ 877,336 29	\$ 877,336 29

GENERAL APPROPRIATION 1891 FUND.

1898			
Dec. 1	To balance.....	\$ 387 35	
	To appropriations.....	308 33	
	By warrants redeemed.....	-----	\$ 380 48
	By balance.....	-----	315 20
		\$ 695 68	\$ 695 68

GENERAL APPROPRIATION 1892 FUND.

1898			
Dec. 1	To balance.....	\$ 6,951 48	
	By warrants redeemed.....	-----	\$ 587 62
	By balance.....	-----	6,363 86
		\$ 6,951 48	\$ 6,951 48

GENERAL APPROPRIATION 1893 AND 1894 FUND.

1893			
Dec. 1	To balance	\$ 43,693 74	
	By warrants redeemed		\$ 3,277 91
	By balance		40,415 83
		\$ 43,693 74	\$ 43,693 74

GENERAL APPROPRIATION 1895 AND 1896 FUND.

1898			
Dec. 1	To balance	\$ 12,064 17	
	To appropriations	4,548 40	
	By warrants redeemed		\$ 14,705 45
	By balance		1,907 12
		\$ 16,612 57	\$ 16,612 57

GENERAL APPROPRIATION 1897 AND 1898 FUND.

1898			
Dec. 1	To balance	\$ 537,269 04	
	By warrants redeemed		\$ 493,003 79
	BY UNEXPENDED BALANCES AS FOLLOWS—		
	Board of charities and corrections		365 08
	Board of arbitration		3,681 81
	General contingent		174 92
	General incidental		12,619 60
	Horticultural board		266 84
	Industrial school for girls		1,901 31
	Land commissioners		986 72
	Officers' salary		5,998 24
	Dairy commissioners		10 14
	Bureau of mines		11 00
	Fish hatcheries		181 16
	Insane asylum maintenance		17 82
	Legislative extra session		100 00
	By balance		17,950 61
		\$ 537,269 04	\$ 537,269 04

GENERAL APPROPRIATION 1899 AND 1900 FUND.

To appropriations	\$1,149,812 76	
By warrants redeemed.....		\$ 725,994 51
By unexpended balance of legislative expense fund		164 37
By balance		423,653 88
	\$1,149,812 76	\$1,149,812 76

SPECIAL APPROPRIATION FUND.

1898			
Dec. 1	To balance	\$ 684,562 00	
	To appropriations	82,300 00	
	To appropriation insane asylum tax levy 1898.....	7,303 86	
	To appropriation insane asylum tax levy 1900.....	30,981 40	
	By warrants redeemed.....		\$ 161,972 39
	By unexpended balance, capitol building main- tenance		270 26
	To balance.....		642,804 61
		\$ 805,147 26	\$ 805,147 26

STATE TREASURER OR CASH.

1898			
Dec.	1	To balance	\$ 489,370 49
		To received, county treasurers	\$1,648,495 71
		To received, land board	355,748 55
		To received, investment warrants redeemed	683,070 40
		To received, investment warrants interest	45,218 06
		To received, interest on deposit	34,382 50
		To received, secretary agricultural college	5,491 16
		To received, U. S. Government	102,518 97
		To received, adjutant general	64 20
		To received, governor of Colorado	83 55
		To received, military treasurer	12 57
		To received, warden of penitentiary	32,297 26
		To received, commander soldiers' and sailors' home	3,630 09
		To received, secretary board medical examiners ..	1,624 00
		To received, clerk court of appeals	10,799 00
		To received, clerk supreme court	10,320 00
		To received, insurance department	216,392 29
		To received, boiler inspector	10,250 00
		To received, secretary girls' industrial school ..	15,014 19
		To received, superintendent industrial school	3,452 37
		To received, auditor of state	291 30
		To received, secretary board of capitol managers ..	1,216 55
		To received, game commissioner	2,473 45
		To received, Rio Grande hotel	9 70
		To received, state treasurer	5 00
		To received, secretary of state	241,742 65
		To received, state engineer	801 00
			\$3,425,404 55
			\$3,914,775 04

STATE TREASURER OR CASH.

1898			
Dec. 1	BY DISBURSEMENTS AS FOLLOWS:		
	By cash warrants paid.....	\$1,051,472 50	
	By capitol building warrants redeemed	116,559 48	
	By capitol building warrants interest paid.....	37,733 00	
	By insane asylum tax levy 1897 and 1898 war- rants redeemed	45,412 91	
	By insane asylum tax levy 1897 and 1898 war- rants interest paid.....	2,892 66	
	By 1891, 1892, 1893, 1894, 1895, 1896, 1897 1898, 1899 and 1900 outstanding warrants redeemed	1,238,048 66	
	By interest paid on same	64,912 71	
	By insurance department warrants paid	20,786 97	
	By warrants purchased for investment funds ..	474,915 85	
	By interest on capitol building bonds paid.....	24,060 00	
	By interest on casual deficiency bonds paid....	8,056 00	
	By interest on insurrection bonds paid.....	23,423 15	\$3,108,273 89
	By cash on hand in treasury.....		806,501 15
			\$3,914,775 04

UTE WAR DEBT FUND "SUSPENSE."

1898			
Dec. 1	To balance	\$ 1,356 20	
	By balance		\$ 1,356 20
		\$ 1,356 20	\$ 1,356 20

OUTSTANDING UTE WAR DEBT WARRANTS FUND.

1898			
Dec. 1	To balance	\$ 1,356 20	
	By balance		\$ 1,356 20
		\$ 1,356 20	\$ 1,356 20

UTE WAR DEBT FUND.

1898			
Dec. 1	By balance		\$ 1,356 20
	To balance	\$ 1,356 20	
		\$ 1,356 20	\$ 1,356 20

HIRAM P. BENNETT FUND.

1898			
Dec. 1	By balance		\$ 210 46
	To warrant	\$ 142 30	
	To balance	68 16	
		\$ 210 46	\$ 210 46

BUREAU OF MINES FUND.

1898			
Dec. 1	By balance		\$ 172 54
	By appropriation		24,000 00
	To warrants	\$ 23,006 15	
	To transfer of unexpended balance	11 00	
	To balance	1,155 39	
		\$ 24,172 54	\$ 24,172 54

BOARD OF LAW EXAMINERS' FUND.

	By appropriation		\$ 600 00
	To warrants	\$ 356 55	
	To balance	243 45	
		\$ 600 00	\$ 600 00

BOARD OF HEALTH FUND.

	By appropriations		\$ 4,000 00
	To warrants	\$ 4,000 09	
		\$ 4,000 00	\$ 4,000 00

BOARD OF CHARITIES AND CORRECTIONS FUND.

1898			
Dec. 1	By balance		\$ 365 08
	By appropriation		6,000 00
	To warrants	\$ 5,461 26	
	To transfer of unexpended balance	365 08	
	To balance	538 74	
		\$ 6,365 08	\$ 6,365 08

BOARD OF PARDONS FUND.

	By appropriation		\$ 400 00
	To warrant	\$ 239 00	
	To balance	161 00	
		\$ 400 00	\$ 400 00

BOARD OF ARBITRATION FUND.

1898			
Dec. 1	By balance		\$ 3,681 81
	By appropriation		4,900 00
	To warrants	\$ 4,508 04	
	To transfer of unexpended balance	3,681 81	
	To balance	391 96	
		\$ 8,581 81	\$ 8,581 81

CAPITOL BUILDING APPROPRIATION FUND.

1898			
Dec. 1	By balance		\$ 76,540 94
	By transfer from marble fund		40,268 13
	To warrants	\$ 94,232 48	
	To balance	22,576 59	
		\$ 116,809 07	\$ 116,809 07

CAPITOL BUILDING FURNISHING FUND.

1898			
Dec. 1	By balance		\$ 248 43
	By appropriation		5,000 00
	To warrants	\$ 1,872 98	
	To balance	3,375 45	
		\$ 5,248 43	\$ 5,248 43

CAPITOL BUILDING MAINTENANCE FUND.

1898			
Dec. 1	By balance		\$ 270 26
	By appropriation		77,300 00
	To warrants	\$ 77,068 90	
	To transfer of unexpended balance	270 26	
	To balance	231 10	
		\$ 77,570 26	\$ 77,570 26

CAPITOL BUILDING MARBLE FUND.

1898			
Dec. 1	By balance		\$ 64,959 45
	To warrants	\$ 24,691 32	
	To transfer to capitol building appropriation	40,268 13	
		\$ 64,959 45	\$ 64,959 45

DEPENDENT CHILDREN'S HOME FUND.

1898			
Dec. 1	By balance		\$ 300 38
	By appropriation		30,000 00
	To warrants	\$ 30,045 24	
	To balance	255 14	
		\$ 30,300 38	\$ 30,300 38

DAIRY COMMISSIONER'S FUND.

1898			
Dec. 1	By balance		\$ 10 14
	By appropriation		5 400 00
	To warrants	\$ 5,060 99	
	To transfer of unexpended balance	10 14	
	To balance	339 01	
		\$ 5,410 14	\$ 5,410 14

ELISHA F. RUSSELL RELIEF FUND.

	By appropriation.....	\$ 275 00
	To warrants.....	\$ 275 00	
		\$ 275 00	\$ 275 00

FISH HATCHERIES FUND.

1898			
Dec. 1	By balance.....	\$ 219 41
	By appropriation.....	7,400 00
	To warrants.....	\$ 5,914 94	
	To transfer of unexpended balance.....	181 16	
	To balance.....	1,523 31	
		\$ 7,619 41	\$ 7,619 41

FISH AND GAME FUND.

1898			
Dec. 1	By balance.....	\$ 175 74
	By appropriation.....	24,000 00
	By continuous appropriation.....	3,600 00
	To warrants.....	\$ 27,744 12	
	To balance.....	31 62	
		\$ 27,775 74	\$ 27,775 74

GENERAL CONTINGENT FUND.

1898			
Dec. 1	By balance.....	\$ 174 92
	To transfer of unexpended balance.....	\$ 174 92	
		\$ 174 92	\$ 174 92

GENERAL INCIDENTAL FUND.

1898			
Dec. 1	By balance.....		\$ 13,341 14
	By appropriation.....		83,000 00
	To warrants.....	\$ 83,721 54	
	To transfer of unexpended balance.....	12,619 60	
		\$ 96,341 14	\$ 96,341 14

HENRY T. ACKER RELIEF FUND.

	By appropriation.....		\$ 3,841 48
	To warrants.....	\$ 3,082 26	
	To balance.....	759 22	
		\$ 3,841 48	\$ 3,841 48

HORTICULTURAL BOARD FUND.

1898			
Dec. 1	By balance.....		\$ 659 57
	By appropriation.....		5,000 00
	To warrants.....	\$ 5,215 36	
	To transfer of unexpended balance.....	266 84	
	To balance.....	177 37	
		\$ 5,659 57	\$ 5,659 57

INSANE ASYLUM MAINTENANCE FUND.

1898			
Dec. 1	By balance.....		\$ 17 82
	By appropriation.....		50,000 00
	To warrants.....	\$ 49,999 24	
	To transfer of unexpended balance.....	17 82	
	To balance.....	76	
		\$ 50,017 82	\$ 50,017 82

INSANE ASYLUM TAX LEVY 1898 FUND.

1898			
Dec. 1	By balance.....	-----	\$ 2,067 80
	By one-fifth mill levy 1898	-----	7,303 86
	To warrants	\$ 9,371 66	
		\$ 9,371 66	\$ 9,371 66

INSANE TAX LEVY 1900 AND PRIOR FUND.

	By one-fifth mill levy 1900.....	-----	\$ 30,981 40
	To warrants	\$ 30,981 40	
		\$ 30,981 40	\$ 30,981 40

INAUGURATION EXPENSE FUND.

	By appropriation	-----	\$ 200
	To transfer to legislative expense fund.....	\$ 200	
		\$ 200	\$ 200

INSANE ASYLUM REPAIRS AND IMPROVEMENT FUND.

	By appropriation	-----	\$ 4,000 00
	To warrants	\$ 4,000 00	
		\$ 4,000 00	\$ 4,000 00

INDUSTRIAL SCHOOL FOR GIRLS FUND.

1898			
Dec. 1	By balance	-----	\$ 2,179 14
	By appropriation	-----	5,000 00
	To warrants	\$ 5,273 23	
	To transfer of unexpended balance.....	1,901 31	
	To balance	4 60	
		\$ 7,179 14	\$ 7,179 14

INDUSTRIAL SCHOOL FUND.

By appropriation	-----	\$ 70,000 00
To warrants	\$ 68,832 69	
To balance	1,167 31	
	\$ 70,000 00	\$ 70,000 00

LORRAINE W. STRYCKER RELIEF.

By appropriation	-----	\$ 195 00
To warrant	\$ 195 00	
	\$ 195 00	\$ 195 00

LAND COMMISSIONERS' FUND.

1898			
Dec. 1	By balance	-----	\$ 1,017 84
	By appropriation		3,699 99
	To warrants	\$ 1,980 62	
	To transfer of unexpended balance	986 22	
	To transfer to officers' salary fund	1,750 49	
		\$ 4,717 83	\$ 4,717 83

LEGISLATIVE FUND.

	By appropriation	-----	\$ 107,248 75
	To warrants	\$ 107,248 75	
		\$ 107,248 75	\$ 107,248 75

LEGISLATIVE EXTRA SESSION FUND.

1898			
Dec. 1	By balance	-----	\$ 165 00
	To warrants	\$ 65 00	
	To transfer unexpended balance	100 00	
		\$ 165 00	\$ 165 00

LEGISLATIVE EXPENSE FUND.

	By appropriation.....		\$ 16,550 00
	By transfer of inauguration expense appropriation		200 00
	To warrants.....	\$ 16,585 63	
	To transfer of unexpended balance	164 37	
		\$ 16,750 00	\$ 16,750 00

MUTE AND BLIND INSURANCE FUND.

1898			
Dec. 1	By balance.....		\$ 1,500 00
	To warrants.....	\$ 1,500 00	
		\$ 1,500 00	\$ 1,500 00

OFFICERS' SALARY 1891 FUND.

	By appropriation 1891		\$ 308 33
	To warrants.....	\$ 308 33	
		\$ 308 33	\$ 308 33

OFFICERS' SALARY 1897 AND 1898 FUND.

1898			
Dec. 1	By balance.....		\$ 6,002 69
	To warrants	\$ 445 00	
	To transfer of unexpended balance.....	5,998 24	
		\$ 6,002 69	\$ 6,002 69

OUTSTANDING WARRANTS 1887 AND PRIOR FUND.

1898			
Dec. 1	By balance		\$ 130,776 71
	To balance.....	\$ 130,776 71	
		\$ 130,776 71	\$ 130,776 71

OUTSTANDING WARRANTS, 1888 FUND.

1888			
Dec. 1	By balance		\$ 277,555 65
	To balance	\$ 277,555 65	
		\$ 277,555 65	\$ 277,555 65

OUTSTANDING WARRANTS, 1889 FUND.

1888			
Dec. 1	By balance		\$ 469,003 93
	To balance	\$ 469,003 93	
		\$ 469,003 93	\$ 469,003 93

OUTSTANDING WARRANTS, 1891 FUND.

1888			
Dec. 1	By balance		\$ 387 35
	By issue		308 33
	To warrants redeemed	\$ 380 48	
	To balance	315 20	
		\$ 695 68	\$ 695 68

OUTSTANDING WARRANTS, 1892 FUND.

1898			
Dec. 1	By balance		\$ 6,741 02
	To warrants redeemed	\$ 587 62	
	To balance	6 153 40	
		\$ 6,741 02	\$ 6,741 02

OUTSTANDING WARRANTS, 1893 FUND.

1898			
Dec. 1	By balance		\$ 8,655 01
	To warrants redeemed	\$ 1,944 43	
	To balance	6,710 58	
		\$ 8,655 01	\$ 8,655 01

OUTSTANDING WARRANTS, 1894 FUND.

1898			
Dec. 1	By balance.....		\$ 35,038 73
	To warrants redeemed.....	\$ 1,333 48	
	To balance.....	33,705 25	
		\$ 35,038 73	\$ 35,038 73

OUTSTANDING WARRANTS, 1895 FUND.

1898			
Dec. 1	By balance.....		\$ 1,529 09
	By issue.....		3,931 48
	To warrants redeemed.....	\$ 5,241 66	
	To balance.....	218 57	
		\$ 5,460 57	\$ 5,460 57

OUTSTANDING WARRANTS, 1896 FUND.

1898			
Dec. 1	By balance.....		\$ 10,555 08
	To warrants redeemed.....	\$ 9,463 79	
	To balance.....	1,091 29	
		\$ 10,555 08	\$ 10,555 08

OUTSTANDING WARRANTS, 1897 FUND.

1898			
Dec. 1	By balance.....		\$ 84,527 57
	To warrants redeemed.....	\$ 78,051 93	
	To balance.....	6,475 64	
		\$ 84,527 57	\$ 84,527 57

OUTSTANDING WARRANTS, 1898 FUND.

1898			
Dec. 1	By balance.....		\$ 404,930 61
	By issue.....		11,957 98
	To warrants redeemed.....	\$ 414,951 86	
	To balance.....	1,936 73	
		\$ 416,888 59	\$ 416,888 59

OUTSTANDING WARRANTS, 1899 FUND.

	By issue.....		\$ 569,685 16
	To warrants redeemed.....	\$ 526,025 46	
	To balance.....	43,659 70	
		\$ 569,685 16	\$ 569,685 16

OUTSTANDING WARRANTS, 1900 FUND.

	By issue.....		\$ 573,740 97
	To warrants redeemed.....	\$ 199,985 05	
	To balance.....	373,755 92	
		\$ 573,740 97	\$ 573,740 97

OUTSTANDING CAPITOL BUILDING WARRANTS FUND.

1898			
Dec. 1	By balance.....		\$ 504,433 87
	By issue.....		197,865 68
	To warrants redeemed.....	\$ 116,559 48	
	To balance.....	585,740 07	
		\$ 702,299 55	\$ 702,299 55

OUTSTANDING CASH WARRANTS.

1898			
Dec. 1	By balance		\$ 9,294 61
	By issue		1,045,412 53
	To warrants paid	\$1,051 472 50	
	To balance	3,234 64	
		\$1,054,707 14	\$1,054,707 14

OUTSTANDING DUPLICATE UTE WAR DEBT WARRANTS.

1898			
Dec. 1	By balance		\$ 1,356 20
	To balance	\$ 1,356 20	
		\$ 1,356 20	\$ 1,356 20

OUTSTANDING INSANE ASYLUM TAX LEVY 1897 WARRANTS.

1898			
Dec. 1	By balance		\$ 3,109 05
	To warrants redeemed	\$ 3,109 05	
		\$ 3,109 05	\$ 3,109 05

OUTSTANDING INSANE ASYLUM TAX LEVY 1898 WARRANTS.

1898			
Dec. 1	By balance		\$ 32,922 20
	By issue		9,371 66
	To warrants redeemed	\$ 42,303 86	
		\$ 42,303 86	\$ 42,303 86

OUTSTANDING INSANE ASYLUM TAX LEVY 1900 AND PRIOR WARRANTS.

	By issue		\$ 30,981 40
	To balance	\$ 30,981 40	
		\$ 30,981 40	\$ 30,981 40

PENITENTIARY APPROPRIATION FUND.

By appropriation	\$ 170,000 00
To warrants	\$ 170,000 00	
	\$ 170,000 00	\$ 170,000 00

PENITENTIARY LABOR FUND.

1898			
Dec. 1	By balance	\$ 9,365 75
	To balance	\$ 9,365 75	
		\$ 9,365 75	\$ 9,365 75

PHILIP FELDHAUSER RELIEF FUND.

By appropriation	\$ 236 92
To warrants	\$ 236 92	
	\$ 236 92	\$ 236 92

OFFICERS' SALARY 1899 AND 1900 FUND.

By appropriation	\$ 454,814 02
By transfer from land commissioners' approp'n		1,750 49
To warrants	\$ 456,564 51	
	\$ 456,564 51	\$ 456,564 51

REFORMATORY FUND.

By appropriation	\$ 70,000 00
To warrants	\$ 69,598 91	
To balance	401 09	
	\$ 70,000 00	\$ 70,000 00

SOLDIERS' AND SAILORS' HOME FUND.

1898			
Dec. 1	By balance		\$ 8,187 73
	To warrants	\$ 8,187 73	
		\$ 8,187 73	\$ 8,187 73

UNIVERSITY SUPPORT FUND.

1898			
Dec. 1	By balance		\$ 254 16
	To warrants	\$ 254 16	
		\$ 254 16	\$ 254 16

AGRICULTURAL COLLEGE FUND.

1898			
Dec. 1	By balance		\$ 3,164 83
	By receipts from levy		75,120 99
	To warrants	\$ 62,786 59	
	To balance	15,499 23	
		\$ 78,285 82	\$ 78,285 82

AGRICULTURAL COLLEGE LAND PERMANENT FUND.

1898			
Dec. 1	By balance		\$ 68 710 49
	By receipts from land board		15,700 41
	By transfer account land board		204 00
	To transfer account land board	\$ 60 95	
	To balance	84,553 95	
		\$ 84,614 90	\$ 84,614 90

AGRICULTURAL COLLEGE LAND INCOME FUND.

1898			
Dec.	1	By balance.....	\$ 402 30
		By transfer account land board	55 21
		By receipts from land board.....	6,949 10
		By receipts interest on warrants	8,394 72
		By receipts interest on deposit	1,225 00
		To warrants	\$ 10,933 26
		To transfer account land board	594 21
		To balance	5,498 86
			\$ 17,026 33
			\$ 17,026 33

AGRICULTURAL COLLEGE SPECIAL FUND.

1898			
Dec.	1	By balance.....	\$ 42 23
		By receipts from secretary.....	5,322 26
		To warrants	\$ 5,237 71
		To balance.....	126 78
			\$ 5,364 49
			\$ 5,364 49

AGRICULTURAL COLLEGE LIBRARY FUND.

1898			
Dec.	1	By balance.....	\$ 14 80
		By receipts from secretary.....	158 90
		To warrants	\$ 36 00
		To balance.....	137 70
			\$ 173 70
			\$ 173 70

AGRICULTURAL COLLEGE AND MECHANICS' ARTS FUND.

1898			
Dec. 1	By balance.....		\$ 16,967 47
	By receipts from secretary.....		10 00
	By receipts from U. S. Government.....		50,000 00
	By receipts from auditor of state.....		100 00
	To warrants.....	\$ 50,647 90	
	To balance.....	16,429 57	
		\$ 67,077 47	\$ 67,077 47

ARKANSAS RIVER BRIDGE FUND.

	By appropriation internal improvement income.....		\$ 6,000 00
	To warrants.....	\$ 5,999 84	
	To transfer of unexpended balance.....	16	
		\$ 6,000 00	\$ 6,000 00

APPRAISEMENT FUND.

	By receipts from land board.....		\$ 911 50
	To warrants.....	\$ 851 48	
	To balance.....	60 02	
		\$ 911 50	\$ 911 50

BLUE RIVER BRIDGE FUND.

	By appropriation internal improvement income.....		\$ 5,000 00
	To warrants.....	\$ 4,942 46	
	To transfer unexpended balance.....	57 54	
		\$ 5,000 00	\$ 5,000 00

CAPITOL BUILDING AND INTEREST ON CAPITOL BUILDING BONDS
FUND.

1900			
Dec. 1	By balance		\$ 19,530 04
	By receipts from levy		184,786 44
	To transfer to capitol building fund	\$ 148,443 17	
	To transfer to interest on capitol building bonds ..	43,651 63	
	To balance	12,221 68	
		\$ 204,316 48	\$ 204,316 48

CAPITOL BUILDING BOND SINKING FUND.

	By receipts from levy		\$ 26,311 42
	To balance	\$ 26,311 42	
		\$ 26,311 42	\$ 26,311 42

CAPITOL BUILDING FUND.

1898			
Dec. 1	By balance		\$ 1,970 24
	By receipts from levy		3,105 00
	By transfer from capitol building and interest on capitol building bonds		148,443 17
	By receipts from board of capitol managers		1,216 55
	To warrants redeemed and interest	\$ 154,292 48	
	To balance	442 48	
		\$ 154,734 96	\$ 154,734 96

CLEAR CREEK COUNTY ROAD FUND.

	By appropriation, internal improvement permanent fund		\$ 5,000 00
	To warrants	\$ 131 03	
	To transfer unexpended balance	4,868 97	
		\$ 5,000 00	\$ 5,000 00

CLEAR CREEK AND GRAND COUNTY ROAD FUND.

	By appropriation, internal improvement permanent fund	-----	\$ 6,000 00
	To warrants	\$ 5,930 91	
	To transfer unexpended balance	69 09	
		\$ 6,000 00	\$ 6,000 00

CONEJOS COUNTY WELL FUND.

1898			
Dec. 1	By balance	-----	\$ 2,298 67
	To transfer to Grossmayer and Hobart relief fund	\$ 1,000 00	
	To transfer to internal improvement permanent fund	1,398 67	
		\$ 2,398 67	\$ 2,398 67

DOUGLAS COUNTY ROAD FUND.

	By appropriation, internal improvement permanent fund	-----	\$ 10,000 00
	To warrants	\$ 8,009 03	
	To balance	1,990 97	
		\$ 10,000 00	\$ 10,000 00

DENVER OMNIBUS AND CAB COMPANY FUND.

	By appropriation military fund	-----	\$ 1,200 00
	To warrant	\$ 1,200 00	
		\$ 1,200 00	\$ 1,200 00

MONTROSE COUNTY ROAD FUND.

	By appropriation internal improvement income fund	-----	\$ 7,000 00
	To warrants	\$ 6,933 65	
	To balance	66 35	
		\$ 7,000 00	\$ 7,000 00

EAGLE AND ROUTT COUNTY ROAD FUND.

	By appropriation internal improvement permanent fund		\$ 2,000 00
	To warrants	\$ 1,987 76	
	To transfer unexpended balance	12 24	
		\$ 2,000 00	\$ 2,000 00

ESCHEATS FUND.

1898			
Dec. 1	By balance		\$ 123 79
	To balance	\$ 123 79	
		\$ 123 79	\$ 123 79

GAME FUND.

	By receipts from game commissioner		\$ 2,473 48
	To warrants	\$ 2,202 53	
	To balance	270 95	
		\$ 2,473 48	\$ 2,473 48

GROSSMAYER & HOBART FUND.

	By appropriation Conejos county well fund		\$ 1,000 00
	To warrant	\$ 1,000 00	
		\$ 1,000 00	\$ 1,000 00

GENERAL REVENUE 1887 FUND.

1898			
Dec. 1	By balance		\$ 136 82
	To balance	\$ 136 82	
		\$ 136 82	\$ 136 82

BIENNIAL REPORT

GAUGING FUND.

	By state engineer		\$ 801 00
	To warrants	\$ 397 60	
	To balance	403 40	
		\$ 801 00	\$ 801 00

GENERAL REVENUE 1888 FUND.

1898			
Dec. 1	By balance		\$ 565 19
	By receipts from levy		90 34
	To balance	\$ 655 53	
		\$ 655 53	\$ 655 53

GENERAL REVENUE 1889 FUND.

1898			
Dec. 1	By balance		\$ 89,348 77
	By receipts from levy		27 39
	To balance	\$ 89,376 16	
		\$ 89,376 16	\$ 89,376 16

GENERAL REVENUE 1890 FUND.

1898			
Dec. 1	By balance		\$ 79 79
	By receipts from levy		91 20
	To balance	\$ 170 99	
		\$ 170 99	\$ 170 99

GENERAL REVENUE 1891 FUND.

1898			
Dec. 1	By balance		\$ 72 37
	By receipts from levy		341 92
	To warrants redeemed and interest	\$ 104 60	
	To balance	9 69	
		\$ 414 29	\$ 414 29

GENERAL REVENUE 1892 FUND.

1898			
Dec. 1	By balance		\$ 309 78
	By receipts from levy		587 85
	To warrants redeemed and interest	\$ 650 40	
	To balance	247 23	
		\$ 897 63	\$ 897 63

GENERAL REVENUE 1893 FUND.

1898			
Dec. 1	By balance		\$ 2,428 90
	By receipts from levy		766 06
	By receipts Rio Grande hotel		9 70
	To warrants redeemed and interest	\$ 2,638 44	
	To balance	566 22	
		\$ 3,204 66	\$ 3,204 66

GENERAL REVENUE 1894 FUND.

1898			
Dec. 1	By balance		\$ 1,236 28
	By receipts from levy		1,407 90
	To warrants redeemed and interest	\$ 1,740 25	
	To balance	966 93	
		\$ 2,707 18	\$ 2,707 18

GENERAL REVENUE 1895 FUND.

1898			
Dec. 1	By balance		\$ 2,506 72
	By receipts from levy		3,444 07
	To warrants redeemed and interest	\$ 5,365 33	
	To balance	585 46	
		\$ 5,950 79	\$ 5,950 79

GENERAL REVENUE 1896 FUND.

1893			
Dec. 1	By balance		\$ 4,576 78
	By receipts from levy		7,116 25
	To warrants redeemed and interest	\$ 10,476 86	
	To balance	1,216 17	
		\$ 11,693 03	\$ 11,693 03

GENERAL REVENUE 1897 FUND.

1898			
Dec. 1	By balance		\$ 41,032 50
	By receipts from levy		43,838 18
	To warrants redeemed and interest	\$ 84,139 08	
	To balance	731 60	
		\$ 84,870 68	\$ 84,870 68

GENERAL REVENUE 1898 FUND.

1898			
Dec. 1	By balance		\$ 50,144 22
	By receipts from levy		397,133 92
	By public school income for school blanks		1,363 93
	To warrants redeemed and interest	\$ 440,291 64	
	To transfer to interest on casual deficiency bonds	3,970 00	
	To balance	4,380 43	
		\$ 448,642 07	\$ 448,642 07

GENERAL REVENUE 1899 FUND.

By receipts auditor of state		\$ 145 90
By receipts state treasurer		5 00
By receipts secretary of state		93,005 17
By receipts court of appeals		5,281 00
By receipts clerk supreme court		3,685 00
By transfer from insurance department		96,288 55
By transfer from internal improvement income		1 31
By receipts boiler inspector		5,175 00
By transfer from public school income for blanks		3,331 95
By receipts from levy		364,674 71
By transfer from interest on deposit		10,000 00
To warrants redeemed and interest	\$ 548,238 17	
To transferred to interest on casual deficiency bds.	3,080 00	
To balance	29,675 42	
	\$ 580,993 59	\$ 580,993 59

GENERAL REVENUE 1900 FUND.

By receipts, auditor of state		\$ 45 40
By receipts, secretary of state		19,715 28
By receipts, clerk court of appeals		5,518 00
By receipts, clerk of supreme court		3,415 00
By receipts, insurance department		99,316 77
By receipts, boiler inspector		5,075 00
By transfer public school income for blanks		1,781 05
By transfer interest on deposit		10,687 60
To warrants redeemed and interest	\$ 209,105 70	
By balance	36,448 40	
	\$ 245,554 10	\$ 245,554 10

GILPIN COUNTY ROAD FUND.

By approp'n internal improvement permanent		\$ 3,000 00
To warrants	\$ 2,535 30	
To transfer unexpended balance	464 70	
	\$ 3,000 00	\$ 3,000 00

GRAND RIVER BRIDGE FUND.

	By approp'n internal improvement permanent.....	\$ 5,000 00
	To warrants	\$ 4,996 35	
	To transfer unexpended balance.....	3 65	
		\$ 5,000 00	\$ 5,000 00

GIRLS' INDUSTRIAL SCHOOL CASH FUND.

1898			
Dec. 1	By balance.....		\$ 540 60
	By receipts from secretary.....		15,014 19
	To warrants	\$ 15,244 42	
	To balance.....	310 37	
		\$ 15,554 79	\$ 15,554 79

HINSDALE COUNTY ROAD FUND.

	By approp'n internal improvement permanent.....	\$ 18,000 00
	To warrants	\$ 16,772 91	
	To balance.....	1,227 09	
		\$ 18,000 00	\$ 18,000 00

INTEREST ON INSURRECTION BONDS FUND.

1898			
Dec. 1	By balance.....		\$ 8,059 05
	By receipts from levy.....		37,006 11
	To interest paid on bonds	\$ 23,421 15	
	To balance.....	21,644 01	
		\$ 45,065 16	\$ 45,065 16

INSANE ASYLUM FUND.

1898			
Dec.	1	By balance	\$ 8,880 78
		By receipts from levy	75,218 82
		To warrants redeemed and interest	\$ 48,305 57
		To warrants	28,481 49
		To balance	6,812 54
			\$ 83,599 60
			\$ 83,599 60

INTEREST ON CASUAL DEFICIENCY BONDS.

1898			
Dec.	1	By transfer from general revenue 1898	\$ 3,970 00
		By transfer from general revenue 1899	3,080 00
		To interest paid on bonds	\$ 7,050 00
			\$ 7,050 00
			\$ 7,050 00

INTEREST ON DEPOSIT FUND.

1898			
Dec.	1	By balance	\$ 1,008 00
		By receipts	34,382 50
		To interest on casual deficiency bonds	\$ 1,006 00
		To interest on insurrection bonds	2 00
		To transfer to public school income fund	11,687 50
		To transfer to university income fund	782 40
		To transfer to agricultural college income fund	1,225 00
		To transfer to general revenue 1899	10,000 00
		To transfer to general revenue 1900	10,687 60
			\$ 35,390 50
			\$ 35,390 50

INTEREST ON CAPITOL BUILDING BONDS FUND.

1898			
Dec. 1	By balance.....		\$ 705 07
	By receipts from levy.....		888 08
	By transfer from capitol building and interest on capitol building bonds.....		43,651 63
	To interest paid on bonds.....	\$ 45,060 00	
	To balance.....	184 78	
		\$ 45,244 78	\$ 45,244 78

INSURANCE DEPARTMENT FUND.

1898			
Dec. 1	By balance.....		\$ 1,016 50
	By receipts.....		216,392 29
	To transfer to general revenue 1899.....	\$ 96,288 55	
	To transfer to general revenue 1900.....	99,316 77	
	To warrants.....	20,786 97	
	To balance.....	1,016 50	
		\$ 217,408 79	\$ 217,408 79

INTERNAL IMPROVEMENT PERMANENT FUND.

1898			
Dec. 1	By balance.....		\$ 92,324 29
	By receipts from land board.....		38,076 88
	By transfers of unexpended balances.....		6,838 47
	By receipts from U. S. Government.....		3,029 03
	To warrants.....	\$ 48 00	
	To transfer account land board.....	593 80	
	To appropriations by 12th general assembly.....	77,960 00	
	To balance.....	61,666 87	
		\$ 140,268 67	\$ 140,268 67

INTERNAL IMPROVEMENT INCOME FUND.

1898			
Dec. 1	By balance		\$ 69,571 99
	By receipts from land board		53,384 34
	By receipts interest on warrants		883 31
	By transfer of unexpended balances		453 26
	To warrants	\$ 32 00	
	To transfer account land board	26 07	
	To appropriations by 12th general assembly	56,200 00	
	To balance	68,034 83	
		\$ 124,292 90	\$ 124,292 90

INDUSTRIAL SCHOOL CASH FUND.

	By receipts from superintendent		\$ 3,452 37
	To warrants	\$ 3,032 15	
	To balance	420 22	
		\$ 3,452 37	\$ 3,452 37

INSURRECTION FUND.

1898			
Dec. 1	By balance		\$ 1,981 05
	To warrants	\$ 99 70	
	To balance	1,881 35	
		\$ 1,981 05	\$ 1,981 05

JEFFERSON COUNTY ROAD FUND.

	By appropriation, internal improvement income		\$ 8,000 00
	To warrants	\$ 7,852 83	
	To transfer unexpended balance	147 17	
		\$ 8,000 00	\$ 8,000 00

JUANITA AND PAGOSA SPRINGS ROAD FUND.

1898			
Dec. 1	By balance.....	-----	\$ 482 10
	To warrant.....	\$ 482 10	
		\$ 482 10	\$ 482 10

LAND COMMISSIONERS' CASH FUND.

1898			
Dec. 1	By balance.....	-----	\$ 475 58
	By receipts from land board.....	-----	3,158 12
	To warrants.....	\$ 3,426 21	
	To balance.....	207 49	
		\$ 3,633 70	\$ 3,633 70

LA PLATA COUNTY ROAD FUND.

	By appropriation, internal improvement permanent fund.....	-----	\$ 3,000 00
	To warrants.....	\$ 2,987 85	
	To transfer of unexpended balance.....	12 15	
		\$ 3,000 00	\$ 3,000 00

LARIMER AND ROUTT COUNTY ROAD FUND.

	By appropriation internal improvement income.....	-----	\$ 6,000 00
	To warrants.....	\$ 5,999 79	
	To transfer unexpended balance.....	21	
		\$ 6,000 00	\$ 6,000 00

MILITARY POLL FUND.

1898			
Dec.	1	By balance	\$ 8,465 14
		By receipts from levy	72,948 00
		By receipts from adjutant general	64 20
		By receipts from governor	83 55
		By receipts from United States government	18,911 20
		By receipts from military treasurer	12 57
		To warrants	\$ 89,520 36
		To appropriation Denver Omnibus and Cab Co....	1,200 00
		To balance	9,764 30
		\$ 100,484 66	\$ 100,484 66

MOBILIZATION NATIONAL GUARD FUND.

		By receipts from United States Government	\$ 3,863 21
		To warrants	\$ 3,863 21
		\$ 3,863 21	\$ 3,863 21

MUTE AND BLIND FUND.

1898			
Dec.	1	By balance	\$ 83 43
		By receipts from levy	75,169 89
		To warrants	\$ 73,595 10
		To balance	1,658 13
		\$ 75,253 23	\$ 75,253 23

MINERAL LAND SURVEY FUND.

1898			
Dec.	1	By balance	\$ 4,583 55
		By receipts from land board	500 00
		To warrants	\$ 1,939 90
		To balance	3,143 65
		\$ 5,083 55	\$ 5,083 55

MINERAL COUNTY ROAD FUND.

1898			
Dec. 1	By appropriation internal improvement income		\$ 12,000 00
	To warrants.....	\$ 11,984 72	
	To transfer unexpended balance	15 28	
		\$ 12,000 00	\$ 12,000 00

NORMAL SCHOOL FUND.

1898			
Dec. 1	By balance.....		\$ 38 99
	By receipts from levy.....		68,496 97
	To warrants.....	\$ 66,890 85	
	To balance.....	1,645 11	
		\$ 68,535 96	\$ 68,535 96

OUTSTANDING CERTIFICATES STOCK INDEMNITY FUND.

1898			
Dec. 1	By balance.....		\$ 249 83
	To balance.....	\$ 249 83	
		\$ 249 83	\$ 249 83

PENITENTIARY CONVICT LABOR FUND.

	By receipts, warden of penitentiary.....		\$ 32,297 26
	To warrants	\$ 31,347,23	
	To balance.....	950 03	
		\$ 32,297 26	\$ 32,297 26

PALMER LAKE CYCLE PATH FUND.

	By appropriation internal improvement, permanent.....		\$ 5,000 00
	To warrants	\$ 544 75	
	To balance.....	4,455 25	
		\$ 5,000 00	\$ 5,000 00

PENITENTIARY LAND PERMANENT FUND.

1898			
Dec.	1	By balance.....	\$ 398 46
		By receipts, land board.....	468 84
		By transfer account of land board.....	160 00
		To balance.....	\$ 1,027 30
			\$ 1,027 30
			\$ 1,027 30

PENITENTIARY LAND INCOME FUND.

1898			
Dec.	1	By balance.....	\$ 636 14
		By receipts from land board.....	1,176 11
		By transfer account land board.....	60 00
		To transfer to reformatory, mach'y and tools fund	\$ 625 00
		To balance.....	1,247 25
			\$ 1,872 25
			\$ 1,872 25

PARTITION OF REALTY FUND.

1898			
Dec.	1	By balance.....	\$ 134 70
		To balance.....	\$ 134 70
			\$ 134 70
			\$ 134 70

PUBLIC BUILDING LAND INCOME FUND.

1898			
Dec.	1	By balance.....	\$ 935 18
		By receipts from land board.....	527 48
		To balance.....	\$ 1,462 66
			\$ 1,462 66
			\$ 1,462 66

PUBLIC BUILDING LAND PERMANENT FUND.

1898			
Dec. 1	By balance.....		\$ 1,363 89
	By receipts from land board.....		22 56
	To balance.....	\$ 1,386 45	
		\$ 1,386 45	\$ 1,386 45

PUBLIC SCHOOL LAND PERMANENT FUND.

1898			
Dec. 1	By balance.....		\$1,165,797 29
	By receipts from land board.....		55,381 30
	By transfer account land board.....		279 00
	To warrant.....	\$ 60 60	.
	To balance.....	1,221,396 99	
		\$1,221,457 59	\$1,221,457 59

PUBLIC SCHOOL LAND INCOME FUND.

1898			
Dec. 1	By balance.....		\$ 38,558 48
	By receipts from land board.....		172,869 14
	By receipts from interest on warrants.....		35,053 24
	By receipts from interest on deposit.....		11,687 50
	By receipts from interest on bonds.....		21,000 00
	To warrants.....	\$ 1,584 19	
	To transfer for school blanks.....	6,476 93	
	To semi-annual apportionment.....	212,479 28	
	To transfer account land board.....	138 34	
	To balance.....	58,489 62	
		\$ 279,168 36	\$ 279,168 36

PUEBLO AND LEADVILLE ROAD FUND.

	By appropriation internal improvement permit.....		\$ 18,460 00
	To warrants.....	\$ 12,554 56	
	To balance.....	5,905 44	
		\$ 18,460 00	\$ 18,460 00

REFORMATORY MACHINERY AND TOOLS FUND.

1898			
Dec. 1	By balance		\$ 59 74
	By transfer from penitentiary land income.....		625 00
	To warrants	\$ 625 00	
	To balance	59 74	
		\$ 684 74	\$ 684 74

REPUBLICAN RIVER BRIDGE FUND.

	By appropriation, internal improvement income fund.....		\$ 1,200 00
	To warrants	\$ 1,174 11	
	To transfer unexpended balance	25 89	
		\$ 1,200 00	\$ 1,200 00

REGISTERED FUNDING BONDS SERIES 1897 FUND.

1898			
Dec. 1	By balance		\$ 567 16
	To warrants	\$ 190 35	
	To balance	376 81	
		\$ 567 16	\$ 567 16

ROARING FORK RIVER BRIDGE FUND.

	By appropriation internal improvement permanent fund.....		\$ 2,500 00
	To warrants	\$ 2,491 00	
	To transfer unexpended balance	9 00	
		\$ 2,500 00	\$ 2,500 00

SCHOOL OF MINES FUND.

1898			
Dec. 1	By balance.....	-----	\$ 280 88
	By receipts from levy.....	-----	75,119 47
	To warrants.....	\$ 74,402 52	
	To balance.....	997 83	
		\$ 75,400 35	\$ 75,400 35

SPANISH-AMERICAN WAR FUND.

	By receipts from levy.....	-----	\$ 35,123 59
	To warrants	\$ 27,322 65	
	To balance.....	7,800 94	
		\$ 35,123 59	\$ 35,123 59

SALINE LAND PERMANENT FUND.

1898			
Dec. 1	By balance.....	-----	\$ 56 00
	To balance.....	\$ 56 00	
		\$ 56 00	\$ 56 00

SALINE LAND INCOME FUND.

1898			
Dec. 1	By balance.....	-----	\$ 242 50
	By receipts from land board.....	-----	44 00
	To balance	\$ 286 50	
		\$ 286 50	\$ 286 50

STOCK INSPECTION FUND.

1898			
Dec. 1	By balance.....	-----	\$ 40 13
	By receipts from levy.....	-----	24,200 35
	To warrants	\$ 24,240 53	
	To balance.....	98 95	
		\$ 24,339 48	\$ 24,339 48

STOCK BRAND FUND.

	By receipts from secretary of state.....	-----	\$ 29,022 20
	To warrants.....	\$ 20,654 27	
	To balance.....	8,367 93	
		\$ 29,022 20	\$ 29,022 20

SOUTH PLATTE RIVER BRIDGE FUND.

	By appropriation internal improvement income...	-----	\$ 3,000 00
	To warrants.....	\$ 2,977 52	
	To transfer unexpended balance.....	22 48	
		\$ 3,000 00	\$ 3,000 00

SUPREME COURT LIBRARY FUND.

1898			
Dec. 1	By balance.....	-----	\$ 2,478 67
	By receipts clerk supreme court.....	-----	3,820 00
	To warrants.....	\$ 2,260 35	
	To balance.....	4 038 32	
		\$ 6,298 67	\$ 6,298 67

SOLDIERS' AND SAILORS' HOME FUND.

1898			
Dec. 1	By balance.....	-----	\$ 2,699 18
	By receipts U. S. Government.....	-----	26,715 53
	By receipts from commander.....	-----	3,630 09
	To warrants.....	\$ 33,028 73	
	To balance.....	6 07	
		\$ 33,044 80	\$ 33,044 80

SNAKE RIVER BRIDGE FUND.

	By appropriation internal improvement income...	-----	\$ 3,000 00
	To warrants.....	\$ 2,999 77	
	To transfer unexpended balance.....	23	
		\$ 3,000 00	\$ 3,000 00

STATE BOARD OF MEDICAL EXAMINERS' FUND.

1898			
Dec. 1	By balance	-----	\$ 782 00
	By receipts from secretary.....	-----	1,624 00
	To appropriation, T. A. Hughes.....	\$ 1,039 00	
	To balance	1,367 00	
		\$ 2,406 00	\$ 2,406 00

TRINIDAD AND STONEWALL ROAD FUND.

	By appropriation internal improvement income	-----	\$ 5,000 00
	To warrants.....	\$ 4,882 05	
	To transfer of unexpended balance	117 95	
		\$ 5,000 00	\$ 5,000 00

T. A. HUGHES RELIEF FUND.

	By appropriation medical examiners' fund	-----	\$ 1,039 00
	To warrant.....	\$ 1,039 00	
		\$ 1,039 00	\$ 1,039 00

UTE WAR DEBT FUND.

1898			
Dec. 1	By balance	-----	\$ 137 08
	By receipts from levy.....	-----	69 02
	To warrants.....	\$ 13 33	
	To balance.....	192 77	
		\$ 206 10	\$ 206 10

UNIVERSITY FUND.

1898			
Dec. 1	By balance.....	-----	\$ 63 75
	By receipts from levy.....	-----	75,218 55
	To warrants.....	\$ 73,636 65	
	To balance	1,645 65	
		\$ 75,282 30	\$ 75,282 30

UNIVERSITY LAND PERMANENT FUND.

1898			
Dec. 1	By balance		\$ 44,293 15
	By receipts from land board		2,376 00
	To balance	\$ 46,669 15	
		\$ 46,669 15	\$ 46,669 15

UNIVERSITY LAND INCOME FUND.

1898			
Dec. 1	By balance		\$ 70 00
	By receipts from land board		4,501 99
	By receipts from interest on warrants		886 79
	By receipts from interest on deposit		782 40
	To warrants	\$ 5,304 83	
	To balance	937 19	
		\$ 6,242 02	\$ 6,242 02

UNIVERSITY SPECIAL FUND.

1898			
Dec. 1	By balance		\$ 121 33
	By receipts from levy		31 31
	To warrants	\$ 132 54	
	To balance	20 10	
		\$ 152 64	\$ 152 64

WARRANT INTEREST ACCOUNT.

	By interest allowed on warrants		\$ 64,912 71
	To interest paid on warrants	\$ 64,912 71	
		\$ 64,912 71	\$ 64,912 71

STATEMENTS

SHOWING

Appropriations Made by the Twelfth General Assembly from the General Fund.

Appropriations Made by the Twelfth General Assembly in Excess of the Revenues.

Appropriations Made from the Internal Improvement Permanent and Income Funds.

Appropriations from Internal Improvement Permanent and Income Funds Remaining Unpaid.

Appropriations from the Excess Revenues of the Years Prior to 1899.

Appropriations from the Capitol Building Revenue of 1899 and 1900.

Certificates of Indebtedness for Two Years.

Certificates of Indebtedness—Redemption and Outstanding.

Certificates of Indebtedness—Recapitulation.

APPROPRIATIONS

FROM THE GENERAL REVENUE OF 1899 AND 1900, AND UN-EXPENDED BALANCES.

APPROPRIATIONS MADE BY THE TWELFTH GENERAL ASSEMBLY AND PAID

APPROPRIATED FOR	Amount	Unexpended
Legislative	\$ 107,248 75
Legislative expense.....	16,550 00	\$ 164 37
Inauguration expense	200 00
General appropriation.....	457,800 00
Penitentiary appropriation.....	170,000 00
Bureau of mines.....	24,000 00	1,155 39
Dependent children's home	30,000 00	255 14
Reformatory	70,000 00	401 09
Industrial school.....	70,000 00	1,167 31
Insane asylum.....	50,000 00	76
Insane asylum, repairs and improvements	4,000 00
Board of horticulture	5,000 00	177 37
Girls' industrial school.....	5,000 00	4 60
Board of health	4,000 00
Board of law examiners.....	600 00	243 45
Board of charities and corrections.....	6,000 00	538 74
Board of pardons	400 00	161 00
Board of arbitration	4,900 00	391 96
Dairy commissioners	5,400 00	339 01
Fish hatcheries	7,400 00	1,523 31
Fish and game.....	26,900 00	31 62
General incidental	83,000 00
Totals	\$ 1,148,398 75	\$ 6,555 12

APPROPRIATIONS

MADE BY THE TWELFTH GENERAL ASSEMBLY IN EXCESS OF
THE REVENUES.

APPROPRIATIONS BY THE TWELFTH GENERAL ASSEMBLY.

APPROPRIATED FOR	Amount
Reformatory deficiency	\$ 22,631 08
Penitentiary deficiency	25,704 02
Reformatory steam heating plant	8,500 00
Penitentiary improvements and repairs	4,000 00
C. E. Hagar relief	25 00
Insane asylum deficiency	18,636 44
Insane asylum building	40,000 00
W. L. Gilbert relief	900 00
Mute and blind school	22,569 00
Soldier's and sailor's home	45,000 00
P. P. Egan relief	241 93
J. C. Martinez relief	180 00
Maurice C. Hays relief	1,355 00
W. R. Callicotte relief	500 00
Girls' industrial school building	25,000 00
L. S. Jones relief	3,000 00
University of Colorado	110,000 00
State normal school	25,000 00
W. C. Chapman relief	550 00
School of mines	40,000 00
School of mines deficiency	20,000 00
Grand county fish hatchery	2,500 00
T. A. Hughes relief	162 70
Agricultural college	15,000 00
Paris exposition transportation	250 00
Payment of certificate of indebtedness 2413	555 00
Board of library commissioners	500 00
Dependent children's home building	30,000 00
Colorado volunteers, civil war	2,500 00
Colorado volunteers, Spanish-American war	2,500 00
Industrial school deficiency	4,795 08
Total	\$ 472,555 25

APPROPRIATIONS

FROM THE INTERNAL IMPROVEMENT PERMANENT AND INCOME FUNDS, AND UNEXPENDED BALANCES.

APPROPRIATIONS BY THE TWELFTH GENERAL ASSEMBLY.

APPROPRIATED FOR	Amount	Unexpended
Clear Creek and Grand county road.....	\$ 6,000 00	\$ 69 09
Pueblo and Leadville road.....	18,460 00	5,905 44
Montrose county road.....	7,000 00	66 35
Roaring Fork river bridge.....	2,500 00	9 00
Blue river bridge.....	5,000 00	57 54
Jefferson county road.....	8,000 00	147 17
Trinidad and Stonewall road.....	5,000 00	117 95
Mineral county road.....	12,000 00	15 28
Palmer Lake cycle path.....	5,000 00	4,455 25
Snake river bridge.....	3,000 00	23
Hinsdale county road.....	18,000 00	1,227 09
Douglas county road.....	10,000 00	1,990 97
Arkansas river bridge.....	6,000 00	16
Republican river bridge.....	1,200 00	25 89
South Platte river bridge.....	3,000 00	22 48
Gilpin county road.....	3,000 00	464 70
Larimer and Routt county road.....	6,000 00	21
Eagle and Routt county road.....	2,000 00	12 24
Grand river bridge.....	5,000 00	3 65
La Plata county road.....	3,000 00	12 15
Clear Creek county road.....	5,000 00	4,868 97
Totals.....	\$ 134,160 00	\$ 19,471 81

APPROPRIATIONS
FROM INTERNAL IMPROVEMENT PERMANENT AND INCOME
FUNDS REMAINING UNPAID.

APPROPRIATIONS BY THE TWELFTH GENERAL ASSEMBLY.

APPROPRIATED FOR	Amount
Grand and Boulder county road	\$ 7,500 00
White River bridge	2,000 00
Garfield county artesian well	2,500 00
Cheyenne county artesian well	4,000 00
Saguache county artesian well	5,000 00
Arapahoe and Mesa county road	35,000 00
San Miguel county road	8,000 00
Colfax avenue curbing and paving	1,000 00
Clear Creek county road and bridge	5,000 00
Yuma, Washington and Morgan county road	7,500 00
Gunnison river bridge	6,000 00
Total	\$ 83,500 00

APPROPRIATIONS

FROM THE EXCESS REVENUES OF YEARS PRIOR TO 1899 AND
UNEXPENDED BALANCES.

APPROPRIATIONS MADE BY THE TWELFTH GENERAL ASSEMBLY.

APPROPRIATED FOR	Amount	Unexpended
Elisha F. Russell relief	\$ 275 00
Henry L. Acker relief	3,841 48	\$ 759 22
Loraine W. Strycker relief	195 00
Philip Feldhauser relief	236 92
Totals	\$ 4,548 40	\$ 759 22

APPROPRIATIONS

FROM THE CAPITOL BUILDING REVENUE OF 1899 AND 1900, AND
UNEXPENDED BALANCES.

APPROPRIATIONS MADE BY THE TWELFTH GENERAL ASSEMBLY.

APPROPRIATED FOR	Amount	Unexpended
Capitol building furnishing	\$ 5,000 00	\$ 3,375 45
Capitol building maintenance	77,300 00	231 10
Totals	\$ 82,300 00	\$ 3,606 55

STATEMENT

SHOWING ISSUE OF CERTIFICATES OF INDEBTEDNESS FOR TWO YEARS
ENDING NOVEMBER 30, 1900.

Date	No.	To Whom Issued	For What Purpose	Amount
1899				
April 5	4352	Henry Erdman.....	Services Leadville riots.....	\$ 12 60
	4353	S. D. Nicholson.....	Cash advanced.....	5,168 57
	4354	Denver & Rio Grande Ry.	Services rendered.....	2,796 92
July 5	4355	F. C. Hamilton.....	Balance due for services.....	61 66
Oct. 4	4357	International Trust Co...	Assigned vouchers.....	508 35
Oct. 20	4358	M. O'Donnell.....	Livery hire.....	1 50
Nov. 11	4359	J. C. Overmeyer.....	Assigned vouchers.....	616 80
	4360	B. F. Stapleton.....	Assigned vouchers.....	48 60
Nov. 14	4361	International Trust Co...	Assigned vouchers.....	1,182 60
Nov. 20	4362	J. C. Overmeyer.....	Assigned vouchers.....	434 40
	4363	J. C. Overmeyer.....	Assigned vouchers.....	1,287 60
Nov. 24	4364	International Trust Co...	Assigned vouchers.....	1,188 00
Nov. 28	4365	J. C. Overmeyer.....	Assigned vouchers.....	1,076 40
Nov. 29	4366	J. C. Overmeyer.....	Assigned vouchers.....	330 00
Dec. 4	4367	International Trust Co...	Assigned vouchers.....	495 60
Dec. 6	4368	J. C. Overmeyer.....	Assigned vouchers.....	204 00
	4369	International Trust Co...	Assigned vouchers.....	36 00
Dec. 8	4370	International Trust Co...	Assigned vouchers.....	286 23
Dec. 13	4371	J. C. Overmeyer.....	Assigned vouchers.....	256 80
Dec. 22	4372	J. C. Overmeyer.....	Assigned vouchers.....	325 20
1900				
Jan. 4	4373	J. C. Overmeyer.....	Assigned vouchers.....	172 20
Jan. 10	4374	J. C. Overmeyer.....	Assigned vouchers.....	315 00
Jan. 19	4375	J. C. Overmeyer.....	Assigned vouchers.....	96 00
Jan. 31	4376	J. C. Overmeyer.....	Assigned vouchers.....	108 00
Feb. 9	4377	J. C. Overmeyer.....	Assigned vouchers.....	144 00
Feb. 14	4378	J. C. Overmeyer.....	Assigned vouchers.....	72 00
Feb. 19	4379	J. C. Overmeyer.....	Assigned vouchers.....	36 00
Feb. 28	4380	J. C. Overmeyer.....	Assigned vouchers.....	103 60
Mar. 22	4381	J. C. Overmeyer.....	Assigned vouchers.....	61 20
Mar. 30	4382	J. C. Overmeyer.....	Assigned vouchers.....	60 00
April 19	4383	J. C. Overmeyer.....	Assigned vouchers.....	228 60

STATEMENT

SHOWING ISSUE OF CERTIFICATES OF INDEBTEDNESS FOR TWO YEARS
ENDING NOVEMBER 30, 1900—Concluded.

Date	No.	To Whom Issued	For What Purpose	Amount
May 7	4384	J. C. Overmeyer	Assigned vouchers	\$ 60 00
June 30	4385	J. C. Overmeyer	Assigned vouchers	316 20
	4386	J. C. Overmeyer	Assigned vouchers	96 00
Oct. 16	4387	J. C. Overmeyer	Assigned vouchers	48 00
		Total	\$ 18,239 63

STATEMENT

SHOWING ISSUE, REDEMPTION AND OUTSTANDING CERTIFICATES OF
INDEBTEDNESS FOR THE TWO FISCAL YEARS ENDING
NOVEMBER 30, 1900.

Certificates of indebtedness outstanding November 30, 1898	\$ 42,452 61
Certificates of indebtedness issued during two years ending November 30, 1900	18,239 63
Certificates of indebtedness paid during two years ending November 30, 1900	\$ 28,824 81	
Certificates of indebtedness outstanding November 30, 1900	31,867 43	
	\$ 60,692 24	\$ 60,692 24
Interest paid on certificates of indebtedness during two years ending November 30, 1900	\$ 3,376 04

RECAPITULATION.

OUTSTANDING CERTIFICATES OF INDEBTEDNESS NOVEMBER 30, 1900.

Ledger Folio			
7	Fugitive apprehension fund	\$ 1,108 95	
9	Land commissioners' fund	22 00	
13	Penitentiary fund	200 10	
23	Printing fund	1,759 24	
34	Insane asylum cottage fund	1,627 15	
39	Ute Indian war expense fund	10 50	
42	Leadville riots fund	169 69	
59	Dairy commissioners	270 00	
61	Stock indemnity	443 00	
63	Railroad commissioners' fund	1,720 00	
65	Coal mine inspectors' fund	2,309 17	
67	Supreme court docket fund	400 00	
69	Cripple Creek riots fund	277 91	
71	Judge criminal court salary	1,211 08	
73	Court of inquiry fund	54 55	
77	Game and fish wardens' deputies	916 65	
79	Inspector metalliferous mines mileage	55 40	
81	Inspector metalliferous mines' assistant, mileage	151 80	
83	State board medical examiners	1,931 95	
85	Mobilization national guard of Colorado	8,327 40	
86	Lake City riots fund	8,761 57	
89	Ute war claim	139 32	
	Total		\$ 31,867 43

STATEMENTS

SHOWING

Delinquent Tax Levy Balances Due the State from the Several
Counties, on All Funds for 1899 and Prior.

Additional Assessments on Tax Levies of All Funds for the Two
Fiscal Years of 1899 and 1900.

Rebates on Tax Levies of All Funds for the Two Fiscal Years of
1899 and 1900.



AMOUNT

Charged Each County for State Taxes for the Fiscal Year 1899.

Charged Each County for State Taxes for the Fiscal Year 1900.

STATEMENT

SHOWING THE ADDITIONAL ASSESSMENTS ON TAX LEVIES OF ALL FUNDS FOR THE TWO FISCAL YEARS OF 1899 AND 1900.

	COUNTIES	General Revenue	Mute and Blind	Agricultural College	School of Mines	Normal School	University	Louane Asylum	Stock Inspection	Ute War Debt	Capitol Building	Interest on Capitol Building Bonds	Capitol Building Bond Sinking Fund	Spanish-American War	Military	University Special	Capitol Building and Interest on Capitol Building Bonds	Interest on Insurrection Bonds	Totals			
1	Arapahoe	\$ 141 90	\$ 81 72	\$ 84 74	\$ 81 74	\$ 79 61	\$ 84 72	\$ 8 75	\$ 24 18		\$ 0 26	\$ 0 90			\$ 16,337 50	\$ 2 16	\$ 200 14	\$ 11 81	\$ 18,078 48	1		
2	Archuleta																				2	
3	Baca	2 20	15	15	15	15	20	20	06		16	12			1 00					1 54	3	
4	Bent	3 79	11	11	11	15	15	19	55	\$ 0 82	1 50	05								8 15	4	
5	Boulder	151 64	10 81	10 62	10 13	6 57	10 70	10 50	2 05		10 66	3 42			28 00		8 90	3 78		257 90	5	
6	Chaunce																					6
7	Cheyenne																					7
8	Clear Creek	3 60	21	20	20	20	26	25	09		63	15								1 23	8	
9	Conejos	38 41	3 01	3 01	3 01	2 39	3 50	3 50	1 10	1 10	8 71	2 23			7 00	1 10				58 18	9	
10	Costilla	41	03	03	03	03	03	01	02		09	03			1 00					1 71	10	
11	Custer	21 90	1 90	1 88	1 88	1 63	1 93	1 93	57		69	10	\$ 0 13	\$ 0 17	1 00		1 10	73		10 51	11	
12	Della	3 10	20	20	20	20	26	26	08		70	18								5 38	12	
13	Dolores																				13	13
14	Douglas														68 50						68 50	14
15	Eagle	49 53	4 76	4 76	4 76	4 76	4 71	1 76	1 58				3 56	1 76			16 71	2 37		100 81	15	
16	Elbert	38 19	3 36	3 37	3 37	2 71	3 37	3 37	99								8 33	1 58		68 54	16	
17	El Paso	227 04	20 95	20 95	20 95	19 31	20 95	20 95	6 68		19	17	8 32	11 11	8 00		51 84	10 38		118 13	17	
18	Fremont	155 47	10 90	10 69	10 69	9 58	11 71	11 69	3 30		40 12	3 53	18	23	1 00	32	12 20	2 45		241 01	18	
19	Garfield	35 51	3 17	3 17	3 17	2 70	3 17	3 17	1 07		82						7 18	1 53		64 19	19	
20	Gilpin	3 07	21	21	21	15	25	25	09		50	05								1 12	20	
21	Grand														3 50					3 50	21	
22	Gunnison	4 31	72	72	71	55	71	70	50		1 89	11					02	04		11 21	22	
23	Hinsdale	17	01	01	01	01	01	01	01		05	01								35	23	
24	Huerfano																					24
25	Jefferson	715 20	71 54	71 54	71 54	71 54	71 54	71 54	23 84				19 26	65 69			118 85	34 32		1,928 40	25	
26	Kiowa																					26
27	Kit Carson	3 56	25			27	26	26												4 60	27	
28	Lake	20 58	1 88	1 90	1 89	3 78	1 89	1 88	65				32	1 10	1 00		1 72	65		12 73	28	
29	La Plata																					29
30	Larimer	10 91	96	96	96	80	96	96	32						1 00		2 41	18		30 72	30	
31	Las Animas																					31
32	Lincoln	19 72	1 23	57	54	55	92	63	84		1 91	16						81		28 47	32	
33	Logan																					33
34	Mesa	122 13	10 19	10 18	10 18	10 52	10 30	10 29	3 18		3 33	1 09	20	28	12 50	33	23 40	1 99		230 16	34	
35	Mineral	4 75	45	45	45	45	45	45	15								1 12	20		10 02	35	
36	Monteclaro														8 00					8 00	36	
37	Montezuma	10 62	1 69	1 67	1 68	1 49	1 73	1 74	49	24	06	29	20	27	2 00	02	8 39	12 50		40 67	37	
38	Morgan	68 32	6 20	6 32	6 32	5 12	6 31	6 27	1 09								15 62	2 82		124 58	38	
39	Otero	471 77	14 95	14 95	14 95	12 49	14 95	14 95	2 60				12	16			37 10	7 18		506 77	39	
40	Oursay	17 11	1 65	1 63	1 67		4 69	1 67	1 65		3 78	91			50 00		2 50			81 90	40	
41	Park	22 69	1 72	1 72	4 72	1 90	1 90	1 90	63		1 73	69			1 00					12 55	41	
42	Pitkin	387 02	34 11	34 12	34 11	28 46	34 21	30 17	11 45		1 38	37			7 00	05	85 01	18 82		710 28	42	
43	Pitkin																					43
44	Prowers	80 10	5 61	6 61	5 63	5 62	6 79	6 81	2 31		16 92	4 03			10 00	1 01				151 23	44	
45	Pueblo	520 21	46 08	46 64	46 64	40 15	46 94	46 94	13 64		3 69	19	4 92	6 56	43 00	17	113 27	22 65		983 29	45	
46	Rio Blanco																					46
47	Rio Grande	9 38	83	80	80	6 68	85	85	24		16	12					1 54	30		22 85	47	
48	Routt	29 06	2 48	2 45	2 48	2 07	2 54	2 54	87		1 15	25			11 00		5 20	1 01		63 79	48	
49	Saguache	15 47	3 98	3 97	3 93	2 04	3 97	4 01	1 50	11	4 80	06			3 00	07	5 28	1 06		91 26	49	
50	San Juan	1 88	79	82	82	27	82	82	30		2 08	1 04								20 54	50	
51	San Miguel	41 16	3 51	3 51	3 50	2 06	3 59	3 57	1 22		6 27	1 95	53	70	8 00	50	2 63	52		97 82	51	
52	Sedgwick																					52
53	Summit	5 32	60	59	59	58	69	69	1 48		1 76	47			3 60					17 63	53	
54	Teller	87 70	7 83	7 84	7 83	6 69	7 82	7 83	2 53								19 55	3 91		109 32	54	
55	Washington																					55
56	Weld	91 86	8 39	8 38	8 37	7 58	8 39	8 39	2 77		25	07	2 61	3 47	27 00		30 69	1 11		392 94	56	
57	Yuma														4 00						1 00	57
	Totals	\$ 4,208 91	\$ 373 27	\$ 371 80	\$ 371 46	\$ 332 69	\$ 376 72	\$ 378 85	\$ 123 20	\$ 5 33	\$ 106 58	\$ 27 00	\$ 71 91	\$ 95 94	\$ 16,833 00	\$ 5 00	\$ 840 87	\$ 179 62		\$ 24,641 14		

ASSESSMENTS

Statement Showing Apportionment of Public School Income Fund
for the Years 1899 and 1900.

Abstracts of Assessment, with Increase and Decrease.

Military Polls, with Increase and Decrease.

Abstract Assessments 1899 and 1900.

Recapitulation of same.

Detailed Statement—Acres of Agricultural Land; Acres of Grazing Land; Acres of Coal Land; Improvements on Lands; Improvements on Public Lands; Town and City Lots; Improvements on Town and City Lots; Mining Property and Gross Output; Miles of Railroad and Other Property; Miles of Telegraph and Telephone Lines; Average Value of Merchandise; Amount of Capital Employed in Manufactures; Horses; Mules; Asses; Cattle; Sheep; Swine; Goats; All Other Animals; Musical Instruments; Clocks and Watches; Diamonds, Jewelry, Gold and Silver Plate; Amount of Money and Credits; Carriages and Vehicles; Household Property; All Other Property; Bank Stocks or Other Stocks, etc.

STATEMENT

SHOWING APPORTIONMENT OF PUBLIC SCHOOL INCOME FUND
FOR THE YEARS 1899 AND 1900.

COUNTIES	1899		1900	
	January 9	July 12	January 10	July 9
Arapahoe	\$ 11,921 15	\$ 13,860 48	\$ 15,498 99	\$ 16,656 50
Archuleta	131 82	136 83	158 61	225 88
Baca	48 57	81 66	89 09	79 57
Bent	199 08	261 55	299 64	294 41
Boulder	2,003 36	2,309 90	2,552 88	2,581 92
Chaffee	540 14	658 49	710 89	727 39
Cheyenne	33 24	38 24	38 24	43 73
Clear Creek	655 54	714 99	793 48	755 90
Conejos	1,085 40	1,296 60	1,373 64	1,467 10
Costilla	557 26	649 06	716 66	723 80
Custer	305 83	348 00	379 02	363 69
Delta	548 36	622 21	690 79	711 29
Dolores	66 73	72 75	81 63	81 62
Douglas	312 39	352 21	406 74	374 38
Eagle	190 89	229 40	255 44	253 58
Elbert	328 10	390 56	419 66	427 05
El Paso	4,140 79	2,743 15	3,108 38	3,331 53
Fremont	1,422 58	1,578 67	1,773 39	1,909 76
Garfield	473 88	530 37	578 54	606 35
Gilpin	679 12	727 77	805 09	789 61
Grand	69 54	59 34	69 24	65 05
Gunnison	390 71	398 50	423 20	453 41
Hinsdale	101 29	104 99	116 13	124 87
Huerfano	983 20	1,066 78	1,203 11	1,182 59
Jefferson	935 94	1,044 52	1,160 34	1,167 45
Kiowa	49 73	66 22	73 09	67 31
Kit Carson	134 08	172 04	175 30	196 84
Lake	752 07	1,145 25	1,311 21	1,365 71
La Plata	600 70	731 01	820 08	880 23
Larimer	1,109 58	1,309 14	1,469 66	1,469 75
Las Animas	2,016 13	2,311 35	2,565 69	2,745 14

STATEMENT
SHOWING APPORTIONMENT OF PUBLIC SCHOOL INCOME FUND
FOR THE YEARS 1899 AND 1900—Concluded.

COUNTIES	1899		1900	
	January 9	July 12	January 10	July 9
Lincoln	\$ 64 70	\$ 74 73	\$ 85 37	\$ 90 48
Logan	266 90	301 69	328 08	355 89
Mesa	815 88	893 65	980 82	1,079 05
Mineral	89 20	138 65	151 62	161 64
Montrose	239 86	296 32	325 36	654 33
Montezuma	474 68	550 69	308 11	328 68
Morgan	262 41	327 22	357 97	388 71
Otero	889 82	1,092 96	1,200 96	1,377 46
Ouray	302 31	353 55	378 39	395 75
Park	233 96	245 45	266 77	273 01
Phillips	132 02	163 67	164 55	193 64
Pitkin	602 09	648 56	732 35	718 54
Prowers	244 50	359 86	387 50	440 11
Pueblo	3,003 28	3,708 48	4,169 69	4,649 56
Rio Blanco	128 81	161 56	179 33	182 63
Rio Grande	452 99	518 03	560 79	585 34
Routt	260 11	327 02	355 22	381 30
Saguache	407 36	456 35	506 83	534 98
San Juan	90 55	98 40	116 91	120 83
San Miguel	213 32	258 06	282 14	334 09
Sedgwick	99 92	118 25	113 46	125 61
Summit	142 10	159 15	174 80	201 09
Teller		1,702 38	1,900 40	2,741 60
Washington	103 76	118 65	128 13	137 58
Weld	1,361 48	1,668 99	1,871 96	1,880 98
Yuma	155 15	186 44	193 52	216 81
State normal school ..	109 11	117 06	112 70	123 16
Totals	\$ 43,933 47	\$ 50,997 85	\$ 56,751 58	\$ 60,796 26

**ABSTRACTS OF ASSESSMENT,
WITH INCREASE AND DECREASE.**

COUNTIES	1899	1900	Increase	Decrease
Arapahoe	\$ 70,187,209 00	\$ 77,766,491 00	\$7,579,282 00
Archuleta	509,121 00	600,135 00	91,014 00
Baca	203,134 00	276,730 00	73,596 00
Bent	1,061,879 00	1,072,931 00	11,052 00
Boulder	5,841,041 00	6,298,854 00	457,813 00
Chaffee	2,279,341 00	2,361,986 00	82,645 00
Cheyenne	968,590 00	978,975 00	10,385 00
Clear Creek	2,105,432 00	2,179,445 00	74,013 00
Conejos	1,785,989 00	1,843,835 00	57,846 00
Costilla	1,289,405 00	1,293,904 00	4,499 00
Custer	628,557 00	623,070 00	\$ 5,487 00
Delta	1,090,494 00	1,158,581 00	68,087 00
Dolores	478,190 00	514,563 00	36,373 00
Douglas	1,938,270 00	1,987,504 00	49,234 00
Eagle	1,218,254 00	1,273,249 00	54,995 00
Elbert	1,678,431 00	1,680,300 00	1,869 00
El Paso	17,055,477 00	12,845,252 00	4,210,225 00
Fremont	4,129,102 00	4,304,531 00	175,429 00
Garfield	2,178,129 00	2,252,310 00	74,181 00
Gilpin	1,933,973 00	1,944,562 00	10,589 00
Grand	265,662 00	288,488 00	22,826 00
Gunnison	1,978,705 00	2,119,138 00	140,433 00
Hinsdale	455,018 00	546,767 00	91,749 00
Huerfano	2,053,475 00	1,877,344 00	176,131 00
Jefferson	3,427,533 00	3,393,194 00	34,339 00
Kiowa	1,027,314 00	1,024,354 00	2,960 00
Kit Carson	900,942 00	950,107 00	49,165 00
Lake	4,242,426 00	4,462,593 00	220,167 00
La Plata	2,257,380 00	2,345,594 00	88,214 00
Larimer	4,428,227 00	4,377,755 00	50,472 00
Las Animas	6,338,669 00	6,630,786 00	292,117 00
Lincoln	1,203,925 00	1,172,775 00	31,150 00
Logan	1,517,730 00	1,516,976 00	754 00
Mesa	2,457,841 00	2,764,537 00	306,696 00
Mineral	578,597 00	611,103 00	32,506 00
Montrose	1,274,906 00	1,394,883 00	119,977 00

ABSTRACTS OF ASSESSMENT,
WITH INCREASE AND DECREASE—Concluded.

COUNTIES	1899	1900	Increase	Decrease
Montezuma	\$ 761,025 00	\$ 758,288 00	-----	\$ 2,737 00
Morgan	1,277,633 00	1,426,803 00	\$ 149,170 00	-----
Otero	2,620,729 00	2,829,718 00	208,989 00	-----
Ouray	1,258,139 00	1,259,048 00	909 00	-----
Park	1,672,063 00	1,541,150 00	-----	130,913 00
Phillips	686,333 00	744,093 00	57,760 00	-----
Pitkin	2,215,605 00	2,128,375 00	-----	87,230 00
Prowers	1,453,427 00	1,608,868 00	155,441 00	-----
Pueblo	13,087,852 00	13,763,454 00	675,602 00	-----
Rio Blanco	790,412 00	877,141 00	86,729 00	-----
Rio Grande	1,536,477 00	1,582,012 00	45,535 00	-----
Routt	1,248,762 00	1,461,723 00	212,961 00	-----
Saguache	2,034,913 00	2,094,700 00	59,787 00	-----
San Juan	1,344,535 00	1,345,790 00	1,255 00	-----
San Miguel	1,360,201 00	1,488,772 00	119,571 00	-----
Sedgwick	571,856 00	602,308 00	30,452 00	-----
Sunmit	1,071,880 00	1,153,072 00	81,192 00	-----
Teller	5,917,512 00	10,853,248 00	4,940,736 00	-----
Washington	763,100 00	831,830 00	63,730 00	-----
Weld	7,878,156 00	8,696,330 00	818,174 00	-----
Yuma	953,714 00	991,031 00	37,317 00	-----
Totals	\$ 203,486,692 00	\$ 216,776,356 00	\$18,022,062 00	\$ 4,732,398 00

**MILITARY POLLS,
WITH INCREASE AND DECREASE.**

COUNTIES	1899	1900	Increase	Decrease
Arapahoe				
Archuleta	\$ 229 00	\$ 308 00	\$ 79 00	
Baca	83 00	106 00	23 00	
Bent	582 00	346 00		\$ 236 00
Boulder	3,044 00	4,233 00	1,189 00	
Chaffee	396 00	1,666 00	1,270 00	
Cheyenne	82 00	87 00	5 00	
Clear Creek	610 00	600 00		10 00
Conejos	1,678 00	1,533 00		145 00
Costilla	779 00	800 00	21 00	
Custer	302 00	259 00		43 00
Delta	402 00	279 00		123 00
Dolores	109 00	305 00	196 00	
Douglas	356 00	349 00		7 00
Eagle	537 00	728 00	191 00	
Elbert	515 00	377 00		138 00
El Paso	3,275 00	7,870 00	4,595 00	
Fremont	2,260 00	2,342 00	82 00	
Garfield	209 00	205 00		4 00
Gilpin	153 00	203 00	50 00	
Grand	100 00	102 00	2 00	
Gunnison	438 00	1,460 00	1,022 00	
Hinsdale	100 00	196 00	96 00	
Huerfano	976 00	853 00		123 00
Jefferson	1,301 00	1,295 00		6 00
Kiowa	82 00	141 00	59 00	
Kit Carson	173 00	183 00	10 00	
Lake	1,346 00	1,398 00	52 00	
La Plata	899 00	823 00		76 00
Larimer	1,398 00	1,358 00		40 00
Las Animas	1,624 00	1,766 00	142 00	
Lincoln	169 00	151 00		18 00
Logan	301 00	423 00	122 00	
Mesa	989 00	987 00		2 00
Mineral	477 00	375 00		102 00
Montrose	150 00	530 00	380 00	

MILITARY POLLS,
WITH INCREASE AND DECREASE—Concluded.

COUNTIES	1899	1900	Increase	Decrease
Montezuma	\$ 355 00	\$ 330 00		\$ 25 00
Morgan	481 00	555 00	\$ 74 00	
Otero.....	1,601 00	1,904 00	303 00	
Ouray	297 00	378 00	81 00	
Park	444 00	369 00		75 00
Phillips	229 00	301 00	72 00	
Pitkin	1,197 00	1,575 00	378 00	
Prowers.....	446 00	462 00	16 00	
Pueblo	3,797 00	5,203 00	1,406 00	
Rio Blanco	405 00	439 00	34 00	
Rio Grande.....	563 00	587 00	24 00	
Routt.....	597 00	682 00	85 00	
Saguache.....	650 00	655 00	5 00	
San Juan.....	238 00	215 00		23 00
San Miguel.....	743 00	996 00	253 00	
Sedgwick	104 00	131 00	27 00	
Summit	391 00	428 00	37 00	
Teller	2,071 00	4,587 00	2,516 00	
Washington.....	181 00	181 00		
Weld	1,664 00	2,167 00	503 00	
Yuma	87 00	174 00	87 00	
Total	\$ 42,665 00	\$ 56,956 00	\$ 15,487 00	\$ 1,196 00

ARAPAHOE.

ABSTRACTS OF THE ASSESSMENT FOR THE YEARS 1899 AND 1900.

	1899		1900	
	No. of	Valuation	No. of	Valuation
Acres of agricultural land	379,777	\$ 4,008,025	365,267	\$ 4,312,230
Aeres of grazing land.....	871,206	466,625	911,902	484,540
Acres of coal land.....	3,365	3,445	3,365	3,490
Improvements on lands	1,781	1,334,840	2,035	1,427,445
Improvements on public lands.....	362	20,410	305	20,780
Town and city lots.....	293,493	30,124,861	301,392	32,548,941
Improvement on town and city lots.....	30,625	15,580,965	31,714	17,733,200
Mining property and gross output				
Miles of railroad and other property, as returned by the state board of equalization	286	3,900,944	272	1,784,070
Miles of telegraph and telephone lines, as returned by the state board of equalization	150	191,659		211,370
Average value of merchandise		3,872,175		4,231,185
Amount of capital employed in manufactures		262,435		315,450
Horses	18,891	275,000	21,066	348,545
Mules	464	7,395	356	6,485
Asses				
Cattle	38,332	534,045	46,254	647,840
Sheep	85,732	103,095	76,350	100,510
Swine	5,049	8,190	4,643	11,965
Goats				
All other animals.....	580	2,140	603	4,685
Musical instruments.....	7,938	410,350	8,888	464,015
Clocks and watches	7,203	95,950	6,929	103,260
Diamonds, jewelry, gold and silver plate		47,715		155,310
Amount of money and credits		3,155,515		3,445,445
Carriages and vehicles of every description ..		465,700	10,582	497,785
Household property		641,365		739,270
All other property		3,199,245		6,469,835
Bank stock or shares in any bank, or stock or shares in any corporation or company		1,375,120		1,678,850
Grand total valuation of county		\$ 70,187,209		\$ 77,706,491
Number of military polls				

ARCHULETA.

ABSTRACTS OF THE ASSESSMENT FOR THE YEARS 1899 AND 1900.

	1899		1900	
	No. of	Valuation	No. of	Valuation
Acres of agricultural land.....	5,792	\$ 40,730	7,215	\$ 26,477
Acres of grazing land.....	110,365	76,337	123,699	102,308
Acres of coal land.....
Improvements on lands.....	12,012	16,075
Improvements on public lands.....	4,747	6,820
Town and city lots.....	31,739	46,113
Improvement on town and city lots.....	13,895	18,444
Mining property and gross output.....	531	550
Miles of railroad and other property, as returned by the state board of equalization.....	45	164,314	45	174,504
Miles of telegraph and telephone lines, as returned by the state board of equalization.....	20	1,000	20	1,200
Average value of merchandise.....	8,020	16,955
Amount of capital employed in manufactures.....	8,300	9,600
Horses.....	993	11,566	1,157	18,908
Mules.....	56	682	55	728
Asses.....	17	51
Cattle.....	5,618	61,372	5,113	53,139
Sheep.....	44,684	58,005	48,826	58,769
Swine.....	126	287	117	234
Goats.....	276	331
All other animals.....	151	153
Musical instruments.....	16	360	25	496
Clocks and watches.....	26	68	80	362
Diamonds, jewelry, gold and silver plate.....	125
Amount of money and credits.....	2,280
Carriages and vehicles of every description.....	218	3,376	274	4,755
Household property.....	100
All other property.....	11,627	40,781
Bank stock or shares in any bank, or stock or shares in any corporation or company.....
Grand total valuation of county.....	\$ 509,121	\$ 600,135
Number of military polls.....	229	308

BACA.

ABSTRACTS OF THE ASSESSMENT FOR THE YEARS 1899 AND 1900.

	1899		1900	
	No. of	Valuation	No. of	Valuation
Acres of agricultural land.....				
Acres of grazing land	244,796	\$ 48,959	282,365	\$ 56,473
Acres of coal land.....				
Improvements on lands		3,852		4,104
Improvements on public lands.....		4,819		13,209
Town and city lots.....		14,720		157
Improvement on town and city lots.....		1,455		1,080
Mining property and gross output				
Miles of railroad and other property, as returned by the state board of equalization				
Miles of telegraph and telephone lines, as returned by the state board of equalization				
Average value of merchandise		2,740		3,490
Amount of capital employed in manufactures				
Horses	1,951	9,000	2,057	14,548
Mules	59	960	54	737
Asses.....				
Cattle	25,307	101,228	27,051	162,246
Sheep	18,595	9,300	17,584	13,188
Swine	112	249	115	125
Goats.....				
All other animals.....				
Musical instruments.....	17	200	18	196
Clocks and watches.....	66	174	66	186
Diamonds, jewelry, gold and silver plate.....				
Amount of money and credits.....		1,810		2,963
Carriages and vehicles of every description.....	223	2,115	247	2,138
Household property				
All other property		1,533		1,890
Bank stock or shares in any bank, or stock or shares in any corporation or company				
Grand total valuation of county.....		\$ 203,134		\$ 276,730
Number of military polls.....		83		106

BENT.

ABSTRACTS OF THE ASSESSMENT FOR THE YEARS 1899 AND 1900.

	1899		1900	
	No. of	Valuation	No. of	Valuation
Acres of agricultural land.....	35,904	\$ 199,413	34,867	\$ 192,170
Acres of grazing land.....	37,084	116,033	91,834	121,938
Acres of coal land.....				
Improvements on land.....		27,942		29,235
Improvements on public lands.....		11,538		9,339
Town and city lots.....		33,445		33,005
Improvement on town and city lots.....		47,755		48,403
Mining property and gross output.....				
Miles of railroad and other property, as returned by the state board of equalization.....	36	384,481	36	383,473
Miles of telegraph and telephone lines, as returned by the state board of equalization.....	73	4,236		5,524
Average value of merchandise.....		13,030		13,747
Amount of capital employed in manufacture.....				
Horses.....	2,758	27,877	2,753	28,428
Mules.....	154	2,380	152	2,008
Asses.....				
Cattle.....	12,061	115,508	10,360	101,637
Sheep.....	43,423	33,534	62,314	62,991
Swine.....	902	906	525	735
Goats.....				
All other animals.....	12	179	2	
Musical instruments.....	54	1,500	65	1,600
Clocks and watches.....	117	356	139	509
Diamonds, jewelry, gold and silver plate.....				
Amount of money and credits.....		4,000		3,900
Carriages and vehicles of every description.....	447	5,138	460	6,207
Household property.....		100		370
All other property.....		9,860		8,687
Bank stock or shares in any bank, or stock or shares in any corporation or company.....		22,665		19,021
Grand total valuation of county.....		\$ 1,061,879		1,072,931
Number of military polls.....		582		346

BOULDER.

ABSTRACTS OF THE ASSESSMENT FOR THE YEARS 1899 AND 1900.

	1899		1900	
	No. of	Valuation	No. of	Valuation
Acres of agricultural land.....	166,083	\$ 1,012,940	108,475	\$ 1,052,640
Acres of grazing land.....	45,927	110,115	100,872	203,435
Acres of coal land.....	3,738	73,105	6,555	188,640
Improvements on lands.....	461,070	535,570
Improvements on public lands.....	35,865	12,100
Town and city lots.....	553,810	666,090
Improvement on town and city lots.....	1,192,405	1,333,525
Mining property and gross output.....	500,750	573,860
Miles of railroad and other property, as returned by the state board of equalization	116	\$22,105	113	\$12,702
Miles of telegraph and telephone lines, as returned by the state board of equalization	11,831	207	18,202
Average value of merchandise.....	258,085	252,225
Amount of capital employed in manufactures.....	64,090	38,075
Horses.....	7,064	125,115	7,061	119,910
Mules.....	304	5,000	268	4,590
Asses.....
Cattle.....	12,048	140,405	13,798	155,915
Sheep.....	828	910	2,127	2,360
Swine.....	816	2,275	1,009	3,120
Goats.....
All other animals.....	87	315	50	1,295
Musical Instruments.....	732	31,020	890	33,755
Clocks and watches.....	449	6,220	893	8,350
Diamonds, jewelry, gold and silver plate.....	1,520	2,570
Amount of money and credits.....	293,330	237,335
Carriages and vehicles of every description	2,901	54,955	2,557	55,490
Household property.....	34,740	6,885
All other property.....	49,065	80,235
Bank stock or shares in any bank, or stock or shares in any corporation or company
Grand total valuation of property.....	\$ 5,841,041	\$ 6,298,854
Number of military polls.....	3,044		4,233	

CHAFFEE.

ABSTRACTS OF THE ASSESSMENT FOR THE YEARS 1899 AND 1900.

	1899		1900	
	No. of	Valuation	No. of	Valuation
Acres of agricultural land	13,955	\$ 105,455	15,948	\$ 110,402
Acres of grazing land	58,263	68,020	57,691	63,252
Acres of coal land	-----	-----	-----	-----
Improvements on lands	-----	89,680	-----	93,710
Improvements on public lands	-----	9,065	-----	6,695
Town and city lots	-----	197,555	-----	200,211
Improvement on town and city lots	-----	392,065	-----	410,200
Mining property and gross output	-----	145,935	-----	164,951
Miles of railroad and other property, as returned by the state board of equalization	163	1,034,354	163	1,058,600
Miles of telegraph and telephone lines, as returned by the state board of equalization	227	13,337	-----	18,560
Average value of merchandise	-----	77,905	-----	79,139
Amount of capital employed in manufactures	-----	10,420	-----	1,350
Horses	1,284	19,200	1,381	21,992
Mules	39	795	27	450
Asses	30	150	-----	-----
Cattle	4,087	34,200	4,369	39,958
Sheep	-----	-----	-----	-----
Swine	867	1,865	284	688
Goats	-----	-----	-----	-----
All other animals	12	265	22	133
Musical instruments	208	9,840	193	9,898
Clocks and watches	314	2,910	304	2,522
Diamonds, jewelry, gold and silver plate	-----	340	-----	16
Amount of money and credits	-----	2,240	-----	9,375
Carriages and vehicles of every description	769	12,540	728	11,949
Household property	-----	4,275	-----	4,035
All other property	-----	15,820	-----	22,820
Bank stock or shares in any bank, or stock or shares in any corporation or company	-----	31,110	-----	31,050
Grand total valuation of county	-----	\$ 2,279,341	-----	\$ 2,361,986
Number of military polls	-----	396	-----	1,666

CHEYENNE.

ABSTRACTS OF THE ASSESSMENT FOR THE YEARS 1899 AND 1900.

	1899		1900	
	No. of	Valuation	No. of	Valuation
Acres of agricultural land	320	\$ 160	320	\$ 160
Acres of grazing land.....	588,263	294,129	590,477	295,478
Acres of coal land.....				
Improvements on lands		2,120		2,340
Improvements on public lands		960		1,650
Town and city lots.....	2,542	3,439	2,531	3,446
Improvement on town and city lots.....		7,679		6,670
Mining property and gross output				
Miles of railroad and other property, as returned by the state board of equalization	63	597,297	63	603,690
Miles of telegraph and telephone lines, as returned by the state board of equalization	63	3,798	63	5,064
Average value of merchandise.....		2,025		2,000
Amount of capital employed in manufactures				
Horses	792	3,468	806	4,048
Mules	14	78	8	75
Asses				
Cattle	7,598	46,048	7,193	45,085
Sheep	10,810	6,486	11,045	6,627
Swine	30	42	13	28
Goats.....				
All other animals.....				
Musical instruments.....	9	99	11	129
Clocks and watches.....	16	85	36	135
Diamonds, jewelry, gold and silver plate.....				
Amount of money and credits				1,000
Carriages and vehicles of every description..	60	552	62	575
Household property				
All other property.....		125		775
Bank stock or shares in any bank, or stock or shares in any corporation or company				
Grand total valuation of county.....		\$ 968,590		\$ 978,975
Number of military polls.....	82		87	

CLEAR CREEK.

ABSTRACTS OF THE ASSESSMENT FOR THE YEARS 1899 AND 1900.

	1899		1900	
	No. of	Valuation	No. of	Valuation
Acres of agricultural land	22,783	\$ 52,320		
Acres of grazing land.....			22,800	\$ 52,320
Acres of coal land.....				
Improvements on lands		312,915		311,180
Improvements on public lands.....				10,000
Town and city lots.....		204,745		354,785
Improvement on town and city lots.....		646,170		619,250
Mining property and gross output		448,945		444,547
Miles of railroad and other property, as returned by the state board of equalization	29	216,395	25	200,782
Miles of telegraph and telephone lines, as returned by the state board of equalization	29	5,597		7,188
Average value of merchandise.....		114,430		83,945
Amount of capital employed in manufactures		2,400		950
Horses	787	21,610	662	24,685
Mules	23	520	18	540
Asses	87	875	60	600
Cattle	667	9,205	553	7,285
Sheep				
Swine				
Goats				
All other animals.....			47	820
Musical instruments.....	171	9,895	135	9,245
Clocks and watches.....		1,120	37	780
Diamonds, jewelry, gold and silver plate....		1,455		250
Amount of money and credits		30,205		31,778
Carriages and vehicles of every description	337	9,455	276	6,645
Household property		3,521		4,535
All other property		13,630		6,610
Bank stock or shares in any bank, or stock or shares in any corporation or company		25		725
Grand total valuation of county		\$ 2,105,432		\$ 2,179,445
Number of military polls.....		610		600

CONEJOS.

ABSTRACTS OF THE ASSESSMENT FOR THE YEARS 1899 AND 1900.

	1899		1900	
	No. of	Valuation	No. of	Valuation
Acres of agricultural land.....	255,831	\$ 743,446	257,911	\$ 753,010
Acres of grazing land.....				
Acres of coal lands.....				
Improvements on lands.....		92,490		92,796
Improvements on public lands.....		26,107		29,210
Town and city lots.....		83,858		91,802
Improvements on town and city lots.....		122,035		128,587
Mining property and gross output.....		11,690		12,590
Miles of railroad and other property, as returned by the state board of equalization.....	74	372,537	74	383,411
Miles of telegraph and telephone lines, as returned by the state board of equalization.....	73	3,620	73	4,350
Average value of merchandise.....		46,260		57,610
Amount of capital employed in manufactures.....		5,700		5,050
Horses.....	4,043	47,833	3,749	50,920
Mules.....	116	1,730	67	1,302
Asses.....			53	169
Cattle.....	10,453	116,745	9,818	120,225
Sheep.....	49,691	49,691	57,787	57,787
Swine.....	795	1,587	671	1,312
Goats.....			459	459
All other animals.....	193	261		
Musical instruments.....		2,328	97	2,910
Clocks and watches.....	220	1,185	246	1,423
Diamonds, jewelry, gold and silver plate.....		275		450
Amount of money and credits.....		9,748		4,700
Carriages and vehicles of every description.....	1,252	17,139	1,122	17,081
Household property.....		1,100		1,550
All other property.....		28,279		25,051
Bank stock or shares in any bank, or stock or shares in any corporation or company.....		345		80
Grand total valuation of county.....		\$ 1,785,989		\$ 1,843,835
Number of military polls.....		1,678		1,533

COSTILLA.

ABSTRACTS OF THE ASSESSMENT FOR THE YEARS 1899 AND 1900.

	1899		1900	
	No. of	Valuation	No. of	Valuation
Acres of agricultural land	133,787	\$ 449,007	167,787	\$ 424,088
Acres of grazing land.....	762,794	187,604	756,450	114 089
Acres of coal land.....
Improvements on lands.....	66,277	69,076
Improvements on public lands.....	4,446	5,809
Town and city lots.....	16,024	10,547
Improvement on town and city lots.....	50,834	52,845
Mining property and gross output.....	4,170	3,745
Miles of railroad and other property, as returned by the state board of equalization	64	290,782	371,821
Miles of telegraph and telephone lines, as returned by the state board of equalization	66	3,300	3,960
Average value of merchandise	25,610	42,824
Amount of capital employed in manufactures	21,590	4,585
Horses	2,713	30,835	2,914	33,610
Mules	93	1,502	118	1,765
Asses.....
Cattle	7,377	78,280	8,350	86,938
Sheep	12,374	12,374	14,262	14,262
Swine	432	901	266	548
Goats	739	739	1,257	1,257
All other animals.....
Musical instruments	74	1,667	85	2,040
Clocks and watches.....	157	550	126	490
Diamonds, jewelry, gold and silver plate.....	165	50
Amount of money and credits.....	3,200	8,400
Carriages and vehicles of every description.	525	9,019	447	8,207
Household property.....	125	180
All other property.....	30,404	32,768
Bank stock or shares in any bank, or stock or shares in any corporation or company
Grand total valuation of county.....	\$ 1,289,405	\$ 1,293,904
Number of military polls.....	779	800

CUSTER.

ABSTRACTS OF THE ASSESSMENT FOR THE YEARS 1899 AND 1900.

	1899		1900	
	No. of	Valuation	No. of	Valuation
Acres of agricultural land.....	7,508	\$ 44,494	7,263	\$ 43,625
Acres of grazing land.....	79,056	148,358	101,906	149,032
Acres of coal land.....				
Improvements on lands.....		152,845		150,370
Improvements on public lands.....		8,155		6,295
Town and city lots.....		21,935		22,105
Improvement on town and city lots.....		43,585		44,205
Mining property and gross output.....		14,095		14,560
Miles of railroad and other property, as returned by the state board of equalization.....				
Miles of telegraph and telephone lines, as returned by the state board of equalization.....				1,360
Average value of merchandise.....		14,720		16,388
Amount of capital employed in manufactures.....		7,375		6,150
Horses.....	2,338	36,399	2,077	34,000
Mules.....	34	645	27	475
Asses.....			12	55
Cattle.....	10,058	101,780	9,334	99,230
Sheep.....	181	158	36	40
Swine.....	163	503	127	395
Goats.....				
All other animals.....	12	50		
Musical instruments.....	78	2,630	72	2,715
Clocks and watches.....	32	595	32	430
Diamonds, jewelry, gold and silver plate.....				
Amount of money and credits.....		11,400		11,500
Carriages and vehicles of every description.....	668	11,970	639	12,265
Household property.....				100
All other property.....		6,865		7,685
Bank stock or shares in any bank, or stock or shares in any corporation or company.....				
Grand total valuation of county.....		\$ 628,557		\$ 623,070
Number of military polls.....		302		259

DELTA.

ABSTRACTS OF THE ASSESSMENT FOR THE YEARS 1899 AND 1900.

	1899		1900	
	No. of	Valuation	No. of	Valuation
Acres of agricultural land	62,120	\$ 319,770	63,100	\$ 339,878
Acres of grazing land	41,722	62,583	45,508	56,885
Acres of coal land	40	400	200	2,000
Improvements on lands		94,180		100,620
Improvements on public lands		2,985		2,509
Town and city lots		67,080		71,695
Improvement on town and city lots		91,651		97,739
Mining property and gross output				
Miles of railroad and other property, as returned by the state board of equalization	30	167,906	30	170,150
Miles of telegraph and telephone lines, as returned by the state board of equalization	31	1,575	30	1,830
Average value of merchandise		40,323		47,437
Amount of capital employed in manufactures		3,100		6,246
Horses	3,930	38,074	4,101	39,381
Mules	196	2,376	113	1,293
Asses				
Cattle	14,346	123,899	14,520	135,367
Sheep	3,555	2,681	5,412	8,119
Swine	800	1,883	845	1,351
Goats				
All other animals	54	155	48	134
Musical instruments	109	3,243	153	4,323
Clocks and watches	53	396	26	210
Diamonds, jewelry, gold and silver plate		165		20
Amount of money and credits		19,132		27,251
Carriages and vehicles of every description ..	963	13,188	1,346	16,142
Household property		500		660
All other property		33,249		18,737
Bank stock or shares in any bank, or stock or shares in any corporation or company				8,604
Grand total valuation of county		\$ 1,060,494		\$ 1,158,581
Number of military polls		402		279

DOLORES.

ABSTRACTS OF THE ASSESSMENT FOR THE YEARS 1899 AND 1900.

	1899		1900	
	No. of	Valuation	No. of	Valuation
Acres of agricultural land	2,535	\$ 6,077	3,244	\$ 7,477
Acres of grazing land				
Acres of coal land	240	2,400		
Improvements on lands		71,815		6,000
Improvements on public lands		3,085		5,840
Town and city lots		71,561		73,554
Improvement on town and city lots		76,000		74,419
Mining property and gross output		99,429		189,757
Miles of railroad and other property, as returned by the state board of equalization	18	67,003	17	78,527
Miles of telegraph and telephone lines, as returned by the state board of equalization	17	787		962
Average value of merchandise		21,625		18,875
Amount of capital employed in manufactures		1,570		13,253
Horses	186	3,343	194	3,140
Mules	14	290	21	420
Asses	50	250	58	310
Cattle	442	10,556	1,625	20,434
Sheep	5,800	5,800		
Swine				
Goats				
All other animals				
Musical instruments	19	1,400	22	1,150
Clocks and watches	56	811	33	450
Diamonds, jewelry, gold and silver plate		300		
Amount of money and credits		2,050		
Carriages and vehicles of every description	75	1,577	59	1,265
Household property		2,750		1,250
All other property		10,121		2,480
Bank stock or shares in any bank, or stock or shares in any corporation or company		17,500		15,000
Grand total valuation of county		\$ 478,190		\$ 514,563
Number of military polls		109		305

DOUGLAS.

ABSTRACTS OF THE ASSESSMENT FOR THE YEARS 1899 AND 1900.

	1899		1900	
	No. of	Valuation	No. of	Valuation
Acres of agricultural land.....				
Acres of grazing land.....	352,365	\$ 417,860	347,867	\$ 416,410
Acres of coal land.....				
Improvements on lands.....		178,885		174,320
Improvements on public lands.....		6,445		8,475
Town and city lots.....		68,887		68,305
Improvement on town and city lots.....		39,515		40,155
Mining property and gross output.....				
Miles of railroad and other property, as returned by the state board of equalization.....	91	920,450		976,264
Miles of telegraph and telephone lines, as returned by the state board of equalization.....	147	15,313		17,730
Average value of merchandise.....		14,215		17,010
Amount of capital employed in manufactures.....		6,675		3,175
Horses.....	3,209	44,475	2,729	38,460
Mules.....	74	1,305	86	1,695
Asses.....	1	75		
Cattle.....	14,026	150,550	12,055	141,715
Sheep.....				
Swine.....	713	1,996	520	1,385
Goats.....				
All other animals.....			3	110
Musical instruments.....	79	2,425	95	2,980
Clocks and watches.....	45	490	110	880
Diamonds, jewelry, gold and silver plate.....		200		210
Amount of money and credits.....		3,600		10,820
Carriages and vehicles of every description.....	685	12,210	753	11,965
Household property.....		450		250
All other property.....		55,160		55,175
Bank stock or shares in any bank, or stock or shares in any corporation or company.....				15
Grand total valuation of county.....		\$ 1,938,270		\$ 1,987,504
Number of military polls.....		356		349

EAGLE.

ABSTRACTS OF THE ASSESSMENT FOR THE YEARS 1899 AND 1900.

	1899		1900	
	No. of	Valuation	No. of	Valuation
Acres of agricultural land	12,113	\$ 60,625	13,045	\$ 64,829
Acres of grazing land	35,011	38,051	37,919	39,526
Acres of coal land	-----	-----	-----	-----
Improvements on lands	-----	40,055	-----	37,760
Improvements on public lands	-----	4,570	-----	3,835
Town and city lots	-----	21,436	-----	22,213
Improvement on town and city lots	-----	41,299	-----	42,260
Mining property and gross output	-----	89,203	-----	95,317
Miles of railroad and other property, as returned by the state board of equalization	88	674,686	87	698,887
Miles of telegraph and telephone lines, as returned by the state board of equalization	83	4,230	83	5,507
Average value of merchandise	-----	26,300	-----	26,615
Amount of capital employed in manufactures	-----	-----	-----	-----
Horses	1,658	25,294	1,845	25,273
Mules	19	244	14	187
Asses	-----	-----	63	173
Cattle	10,719	147,023	13,973	163,727
Sheep	47	92	48	72
Swine	97	541	173	527
Goats	-----	-----	-----	-----
All other animals	56	169	-----	-----
Musical instruments	44	3,050	56	3,550
Clocks and watches	83	728	73	560
Diamonds, jewelry, gold and silver plate	-----	-----	-----	-----
Amount of money and credits	-----	3,303	-----	6,297
Carriages and vehicles of every description	281	6,025	399	5,899
Household property	-----	500	-----	300
All other property	-----	30,830	-----	29,935
Bank stock or shares in any bank or stock or shares in any corporation or company	-----	-----	-----	-----
Grand total valuation of county	-----	\$ 1,218,254	-----	\$ 1,273,249
Number of military polls	-----	537	-----	728

ELBERT.

ABSTRACTS OF THE ASSESSMENT FOR THE YEARS 1899 AND 1900.

	1899		1900	
	No. of	Valuation	No. of	Valuation
Acres of agricultural land				
Acres of grazing land.....	614,192	\$ 507,153	630,469	\$ 479,640
Acres of coal land.....				
Improvements on lands		38,980		75,575
Improvements on public lands		19,065		15,255
Town and city lots.....		4,585		7,680
Improvement on town and city lots		19,595		24,260
Mining property and gross output				
Miles of railroad and other property, as returned by the state board of equalization	112	766,066	83	760,899
Miles of telegraph and telephone lines, as returned by the state board of equalization	56	3,112		5,436
Average value of merchandise.....		16,570		19,440
Amount of capital employed in manufactures				
Horses	4,033	38,940	3,202	37,000
Mules	166	2,820	127	2,330
Asses.....				
Cattle	18,211	198,855	17,021	189,800
Sheep	25,607	25,607	28,640	28,640
Swine	464	1,115	385	985
Goats				
All other animals.....				
Musical instruments	22	885		1,140
Clocks and watches		505		520
Diamonds, jewelry, gold and silver plate				
Amount of money and credits		14,800		14,700
Carriages and vehicles of every description		1,700		11,000
Household property				
All other property.....		18,108		6,000
Bank stock or shares in any bank, or stock or shares in any corporation or company				
Grand total valuation of county		\$ 1,678,431		\$ 1,680,300
No. of military polls	515		377	

EL PASO.

ABSTRACTS OF THE ASSESSMENT FOR THE YEARS 1899 AND 1900.

	1899		1900	
	No. of	Valuation	No. of	Valuation
Acres of agricultural land.....	125,681	\$ 1,008,601	134,181	\$ 737,995
Acres of grazing land.....	371,209	406,065	391,209	312,967
Acres of coal land.....	800	16,000	800	28,824
Improvements on lands.....		404,865		279,310
Improvements on public lands.....		28,515		20,010
Town and city lots.....		5,717,385		3,987,250
Improvement on town and city lots.....		4,348,865		3,116,255
Mining property and gross output.....		1,000		2,000
Miles of railroad and other property, as returned by the state board of equalization.....	303	2,173,317		2,374,517
Miles of telegraph and telephone lines, as returned by the state board of equalization.....	235	54,338		62,144
Average value of merchandise.....		849,085		495,705
Amount of capital employed in manufactures.....		138,085		118,370
Horses.....	7,224	121,465	6,189	88,260
Mules.....	351	6,630	304	5,460
Asses.....				
Cattle.....	17,320	281,780	20,668	203,200
Sheep.....	20,112	20,670	19,910	19,910
Swine.....	1,826	3,320	879	1,385
Goats.....				
All other animals.....	617	3,055	222	955
Musical instruments.....	911	41,605	1,035	55,565
Clocks and watches.....	1,323	19,385	1,067	15,585
Diamonds, jewelry, gold and silver plate.....		22,855		17,650
Amount of money and credits.....		646,280		319,325
Carriages and vehicles of every description.....	2,883	65,490	3,058	56,370
Household property.....		206,270		140,400
All other property.....		129,781		124,865
Bank stock or shares in any bank, or stock or shares in any corporation or company.....		340,770		260,975
Grand total valuation of county.....		\$ 17,055,477		\$ 12,845,252
Number of military polls.....		3,275		7,870

FREMONT.

ABSTRACTS OF THE ASSESSMENT FOR THE YEARS 1899 AND 1900.

	1899		1900	
	No. of	Valuation	No. of	Valuation
Acres of agricultural land.....	47,000	\$ 400,000	48,000	\$ 408,000
Acres of grazing land.....	103,622	281,120	105,667	300,805
Acres of coal land.....	20,000	300,000	20,000	270,000
Improvements on lands.....		209,820		221,025
Improvement on public lands.....		9,880		7,220
Town and city lots.....		705,585		724,365
Improvements on town and city lots.....		461,710		495,645
Mining property and gross output.....		45,000		48,000
Miles of railroad and other property, as returned by the state board of equalization.....		1,122,276	125	1,217,860
Miles of telegraph and telephone lines, as returned by the state board of equalization.....		12,166	188	14,043
Average value of merchandise.....		122,265		115,635
Amount of capital employed in manufactures.....		188,650		195,900
Horses.....	3,645	47,335	3,479	43,800
Mules.....	195	3,540	169	3,010
Asses.....	96	165		
Cattle.....	13,774	112,770	13,687	113,190
Sheep.....				
Swine.....	478	1,180	460	1,040
Goats.....				
All other animals.....			113	175
Musical instruments.....	322	8,650	335	8,600
Clocks and watches.....	254	1,985	237	1,900
Diamonds, jewelry, gold and silver plate.....		3,635		500
Amount of money and credits.....		14,960		28,855
Carriages and vehicles of every description.....	1,694	21,195	1,682	20,435
Household property.....		3,975		3,700
All other property.....		18,740		28,328
Bank stock or shares in any bank, or stock or shares in any corporation or company.....		32,500		32,500
Grand total valuation of county.....		\$ 4,129,102		\$ 4,304,731
Number of military polls.....		2,260		2,312

GARFIELD.

ABSTRACTS OF THE ASSESSMENT FOR THE YEARS 1899 AND 1900.

	1899		1900	
	No. of	Valuation	No. of	Valuation
Acres of agricultural land	18,855	\$ 101,970	19,641	\$ 105,855
Acres of grazing land	99,443	131,610	102,312	133,700
Acres of coal land		95,990	3,258	97,740
Improvements on lands		111,270		97,185
Improvements on public lands		16,225		15,150
Town and city lots		220,090		207,380
Improvement on town and city lots		217,175		215,720
Mining property and gross output				375
Miles of railroad and other property, as returned by the state board of equalization	132	1,024,582	137	1,084,961
Miles of telegraph and telephone lines, as returned by the state board of equalization	117	6,602		8,934
Average value of merchandise		46,330		46,265
Amount of capital employed in manufactures				
Horses	2,494	22,215	2,170	21,845
Mules	64	630	53	580
Asses				
Cattle	17,950	126,160	22,410	157,580
Sheep	30	40	50	75
Swine	362	435	316	385
Goats				
All other animals				
Musical instruments	28	1,075	23	1,075
Clocks and watches	26	265	39	400
Diamonds, jewelry, gold and silver plate				
Amount of money and credits		3,100		3,000
Carriages and vehicles of every description	509	5,515	521	5,625
Household property		6,200		5,600
All other property		32,525		32,895
Bank stock or shares in any bank, or stock or shares in any corporation or company		8,125		9,985
Grand total valuation of county		\$ 2,178,129		\$ 2,252,310
Number of military polls		209		205

GILPIN.

ABSTRACTS OF THE ASSESSMENT FOR THE YEARS 1899 AND 1900.

	1899		1900	
	No. of	Valuation	No. of	Valuation
Acres of agricultural land	19,708	\$ 34,675		
Acres of grazing land.....			19,892	\$ 35,275
Acres of coal land.....				
Improvements on lands		11,680		11,680
Improvements on public lands		91,290		94,390
Town and city lots.....		6,381		9,348
Improvement on town and city lots		923,141		929,321
Mining property and gross output		437,886		439,325
Miles of railroad and other property, as returned by the state board of equalization	11	90,080	11	90,857
Miles of telegraph and telephone lines, as returned by the state board of equalization	11	4,620		5,669
Average value of merchandise.....		170,190		171,775
Amount of capital employed in manufactures		5,050		3,950
Horses	758	28,215	709	26,110
Mules	23	815	29	1,030
Asses				
Cattle	504	9,105	490	8,625
Sheep				
Swine				
Goats.....				
All other animals.....				
Musical instruments.....	134	10,340	117	8,980
Clocks and watches.....	8	495	5	305
Diamonds, jewelry, gold and silver plate.....		590		635
Amount of money and credits.....				
Carriages and vehicles of every description	415	14,472	388	13,927
Household property		1,650		1,550
All other property		10,498		9,310
Bank stock or shares in any bank, or stock or shares in any corporation or company		82,500		82,500
Grand total valuation of county		\$ 1,933,973		\$ 1,944,562
Number of military polls		153		203

GRAND.

ABSTRACTS OF THE ASSESSMENT FOR THE YEARS 1899 AND 1900.

	1899		1900	
	No. of	Valuation	No. of	Valuation
Acres of agricultural land			10,560	\$ 63,360
Acres of grazing land	55,845	\$ 102,225	47,067	39,828
Acres of coal land				
Improvements on lands		29,005		29,405
Improvements on public lands		3,267		4,335
Town and city lots		6,452		6,774
Improvement on town and city lots		13,335		13,180
Mining property and gross output				
Miles of railroad and other property, as returned by the state board of equalization				
Miles of telegraph and telephone lines, as returned by the state board of equalization				
Average value of merchandise		5,075		5,625
Amount of capital employed in manufactures		300		1,300
Horses	1,662	18,550	1,864	19,276
Mules	19	195	20	245
Asses				
Cattle	3,983	71,842	12,164	96,649
Sheep	139	139	146	146
Swine	68	68	40	40
Goats				
All other animals				
Musical instruments				
Clocks and watches				
Diamonds, jewelry, gold and silver plate				
Amount of money and credits		7,964		2,190
Carriages and vehicles of every description	188	4,000	191	3,575
Household property				
All other property		3,155		2,560
Bank stock or shares in any bank, or stock or shares in any corporation or company				
Grand total valuation of county		\$ 265,662		\$ 288,488
Number of military polls		100		102

GUNNISON.

ABSTRACTS OF THE ASSESSMENT FOR THE YEARS 1899 AND 1900.

	1899		1900	
	No. of	Valuation	No. of	Valuation
Acres of agricultural land	30,998	\$ 71,565	32,571	\$ 75,655
Acres of grazing land	37,854	47,590	39,586	49,500
Acres of coal land	12,193	228,815	11,302	285,485
Improvements on lands		65,230		65,040
Improvements on public lands		3,605		2,120
Town and city lots		106,837		115,580
Improvement on town and city lots		163,995		168,145
Mining property and gross output		178,260		186,640
Miles of railroad and other property, as returned by the state board of equalization	174	830,148	176	849,973
Miles of telegraph and telephone lines, as returned by the state board of equalization	195	8,595	195	10,545
Average value of merchandise		51,500		56,940
Amount of capital employed in manufactures		20,560		19,970
Horses	2,259	16,330	2,383	21,605
Mules	100	1,415	103	1,850
Asses	195	200	364	370
Cattle	16,217	134,910	15,801	142,570
Sheep	9,265	9,265	15,551	23,325
Swine	59	80	44	75
Goats				
All other animals				
Musical instruments	123	3,065	123	3,250
Clocks and watches	197	1,610	213	1,930
Diamonds, jewelry, gold and silver plate		100		100
Amount of money and credits		4,420		7,000
Carriages and vehicles of every description	594	6,030	759	8,060
Household property		920		120
All other property		11,660		10,790
Bank stock or shares in any bank, or stock or shares in any corporation or company		12,000		12,500
Grand total valuation of county		\$ 1,978,705		\$ 2,119,138
Number of military polls		438		1,460

HINSDALE.

ABSTRACTS OF THE ASSESSMENT FOR THE YEARS 1899 AND 1900.

	1899		1900	
	No. of	Valuation	No. of	Valuation
Acres of agricultural land	1,705	\$ 2,153
Acres of grazing land	1,753	\$ 2,478
Acres of coal land
Improvements on lands	27,630	24,605
Improvements on public lands	6,000	7,845
Town and city lots	50,218	48,792
Improvement on town and city lots	89,460	91,157
Mining property and gross output	174,340	264,853
Miles of railroad and other property, as returned by the state board of equalization	9	38,711	9	36,938
Miles of telegraph and telephone lines, as returned by the state board of equalization	9	405	9	405
Average value of merchandise	23,381	22,230
Amount of capital employed in manufactures	2,400	3,500
Horses	296	5,825	426	6,855
Mules	24	675	112	716
Asses
Cattle	1,225	11,260	1,661	17,574
Sheep
Swine	3	13	10	45
Goats
All other animals	75	375
Musical instruments	39	2,275	37	2,115
Clocks and watches	15	315	46	553
Diamonds, jewelry, gold and silver plate	200	235
Amount of money and credits	6,750	5,100
Carriages and vehicles of every description	158	3,485	156	2,901
Household property	1,760	2,230
All other property	7,405	5,640
Bank stock or shares in any bank, or stock or shares in any corporation or company
Grand total valuation of county	\$ 455,018	\$ 546,767
Number of military polls	100	196

HUERFANO.

ABSTRACTS OF THE ASSESSMENT FOR THE YEARS 1899 AND 1900.

	1899		1900	
	No. of	Valuation	No. of	Valuation
Acres of agricultural land.....			12,511	\$ 53,864
Acres of grazing land			222,311	264,846
Acres of coal land	180,926	\$ 505,928	7,037	146,546
Improvements on lands		193,955		158,226
Improvements on public lands.....		8,910		6,731
Town and city lots.....		83,818		61,157
Improvement on town and city lots.....		100,806		77,924
Mining property and gross output				
Miles of railroad and other property, as returned by the state board of equalization	125	679,352	115	733,203
Miles of telegraph and telephone lines, as returned by the state board of equalization	81	7,321	88	11,317
Average value of merchandise		89,412		63,865
Amount of capital employed in manufactures		4,093		3,550
Horses	2,839	59,727	3,288	45,927
Mules	282	8,123	243	5,918
Asses	23	74	22	64
Cattle	11,770	160,610	11,305	128,101
Sheep	39,052	61,512	41,372	53,377
Swine	427	939	345	701
Goats	628	969	761	1,022
All other animals				
Musical instruments.....	77	2,507	79	2,277
Clocks and watches.....	112	873	140	966
Diamonds, jewelry, gold and silver plate				35
Amount of money and credits		39,697		13,492
Carriages and vehicles of every description	879	16,759	899	14,182
Household property		251		260
All other property		27,839		29,853
Bank stock or shares in any bank, or stock or shares in any corporation or company				
Grand total valuation of county		\$ 2,053,475		\$ 1,877,344
Number of military polls		976		853

JEFFERSON.

ABSTRACTS OF THE ASSESSMENT FOR THE YEARS 1899 AND 1900.

	1899		1900	
	No. of	Valuation	No. of	Valuation
Acres of agricultural land	66,750	\$ 1,105,201	66,800	\$ 1,077,480
Acres of grazing land	214,400	445,359	201,588	432,095
Acres of coal land	2,605	23,635	2,706	23,670
Improvements on lands		256,950		276,720
Improvements on public lands		3,690		4,255
Town and city lots		497,130		431,605
Improvement on town and city lots		155,530		159,595
Mining property and gross output				
Miles of railroad and other property, as returned by the state board of equalization	90	534,408	89	514,261
Miles of telegraph and telephone lines, as returned by the state board of equalization	135	9,670	135	11,531
Average value of merchandise		38,120		50,905
Amount of capital employed in manufactures		16,775		26,745
Horses	6,100	83,263	6,038	58,905
Mules	120	1,940	123	1,925
Asses				
Cattle	12,691	130,355	13,727	141,575
Sheep	2,772	2,782	2,647	2,747
Swine	905	2,435	752	1,865
Goats				
All other animals	11	20	10	25
Musical instruments	321	6,970	356	8,710
Clocks and watches	295	2,315	290	2,325
Diamonds, jewelry, gold and silver plate		75		370
Amount of money and credits		23,980		12,205
Carriages and vehicles of every description	2,004	26,540	2,235	31,165
Household property		3,100		2,900
All other property		57,290		89,590
Bank stock or shares in any bank, or stock or shares in any corporation or company				25
Grand total valuation of county		\$ 3,427,533		\$ 3,393,194
Number of military polls		1,301		1,295

KIOWA.

ABSTRACTS OF THE ASSESSMENT FOR THE YEARS 1899 AND 1900.

	1899		1900	
	No. of	Valuation	No. of	Valuation
Acres of agricultural land.....	1,500	\$ 904	1,759	\$ 1,055
Acres of grazing land.....	300,362	180,217	307,548	184,528
Acres of coal land.....
Improvements on lands.....	16,389	7,338
Improvements on public lands.....	1,397	2,280
Town and city lots.....	16,215	6,945
Improvement on town and city lots.....	2,231	2,038
Mining property and gross output.....
Miles of railroad and other property, as returned by the state board of equalization.....	87	701,402	87	686,748
Miles of telegraph and telephone lines, as returned by the state board of equalization.....	87	4,510	87	5,386
Average value of merchandise.....	2,225	2,745
Amount of capital employed in manufactures.....	300	350
Horses.....	1,387	11,550	1,686	12,251
Mules.....	19	217	33	298
Asses.....
Cattle.....	12,355	82,416	13,425	93,366
Sheep.....	6,600	3,300	7,350	5,512
Swine.....	6	12	23
Goats.....
All other animals.....	2	5
Musical instruments.....	20	265	42	435
Clocks and watches.....	49	243	90	515
Diamonds, jewelry, gold and silver plate.....
Amount of money and credits.....	1,650	10,650
Carriages and vehicles of every description.....	99	720	121	970
Household property.....
All other property.....	1,150	916
Bank stock or shares in any bank, or stock or shares in any corporation or company.....
Grand total valuation of county.....	\$ 1,027,314	\$ 1,024,354
Number of military polls.....	82	141

KIT CARSON.

ABSTRACTS OF THE ASSESSMENT FOR THE YEARS 1899 AND 1900.

	1899		1900	
	No. of	Valuation	No. of	Valuation
Acres of agricultural land	557	\$ 1,114	878	\$ 1,756
Acres of grazing land	434,049	217,024	444,698	222,349
Acres of coal land				
Improvements on lands		2,637		5,817
Improvements on public lands		2,765		1,461
Town and city lots		14,434		9,436
Improvement on town and city lots		7,189		7,285
Mining property and gross output				
Miles of railroad and other property, as returned by the state board of equalization	60	507,573	60	516,316
Miles of telegraph and telephone lines, as returned by the state board of equalization	60	3,005	60	3,607
Average value of merchandise		10,180		11,533
Amount of capital employed in manufactures		1,150		1,825
Horses	2,251	20,871	2,532	22,291
Mules	35	397	26	291
Asses				
Cattle	11,174	90,911	15,818	126,181
Sheep	9,892	9,892	6,712	8,489
Swine	639	860	290	354
Goats				
All other animals	4	6	13	96
Musical instruments	56	566	64	796
Clocks and watches	149	265	187	371
Diamonds, jewelry, gold and silver plate				30
Amount of money and credits		4,519		3,587
Carriages and vehicles of every description	372	2,015	335	2,033
Household property				
All other property		3,569		4,183
Bank stock or shares in any bank, or stock or shares in any corporation or company				
Grand total valuation of county		\$ 900,942		\$ 950,10
Number of military polls		173		183

LAKE.

ABSTRACTS OF THE ASSESSMENT FOR THE YEARS 1899 AND 1900.

	1899		1900	
	No. of	Valuation	No. of	Valuation
Acres of agricultural land	23,094	\$ 63,458		
Acres of grazing land			23,838	\$ 66,183
Acres of coal land				
Improvements on lands		137,855		124,851
Improvements on public lands				
Town and city lots		406,138		411,562
Improvement on town and city lots		744,663		774,190
Mining property and gross output		1,674,546		1,830,264
Miles of railroad and other property, as returned by the state board of equalization	104	633,108	102	619,637
Miles of telegraph and telephone lines, as returned by the state board of equalization	117	16,663		18,324
Average value of merchandise		268,707		256,027
Amount of capital employed in manufactures		9,000		48,850
Horses	1,731	45,397	1,872	45,600
Mules	66	1,755	67	1,795
Asses	25	80	41	110
Cattle	994	18,165	1,151	20,969
Sheep	8	15	15	37
Swine	9	30	6	20
Goats				
All other animals				
Musical instruments	395	20,795	424	23,425
Clocks and watches	31	620	45	895
Diamonds, jewelry, gold and silver plate		710		960
Amount of money and credits		45,416		32,498
Carriages and vehicles of every description	1,225	27,115	1,398	28,940
Household property		10,175		19,120
All other property		40,220		43,625
Bank stock or shares in any bank, or stock or shares in any corporation or company		77,795		94,611
Grand total valuation of county		\$ 4,242,426		\$ 4,462,593
Number of military polls		1,346		1,398

LA PLATA.

ABSTRACTS OF THE ASSESSMENT FOR THE YEARS 1899 AND 1900.

	1899		1900	
	No. of	Valuation	No. of	Valuation
Acres of agricultural land	14,341	\$ 111,285	13,377	\$ 109,447
Acres of grazing land	69,541	88,499	74,160	101,353
Acres of coal land	5,069	59,953	8,167	52,027
Improvements on lands		139,095		153,960
Improvements on public lands		9,140		7,762
Town and city lots		521,666		517,556
Improvement on town and city lots		372,902		372,935
Mining property and gross output		34,756		52,390
Miles of railroad and other property, as returned by the state board of equalization	107	459,637	107	472,952
Miles of telegraph and telephone lines, as returned by the state board of equalization	103	6,866	103	7,402
Average value of merchandise		134,638		152,324
Amount of capital employed in manufactures		10,070		13,450
Horses	2,101	33,126	2,219	36,425
Mules	71	1,255	104	1,884
Asses				
Cattle	6,181	62,767	7,630	89,435
Sheep	9,918	9,955	18,994	19,644
Swine	388	1,235	468	968
Goats				
All other animals	398	327	376	269
Musical instruments	151	5,409	134	5,723
Clocks and watches	322	3,218	332	3,312
Diamonds, jewelry, gold and silver plate		747		535
Amount of money and credits		18,024		29,329
Carriages and vehicles of every description ..	814	13,995	879	16,116
Household property		4,145		5,940
All other property		134,316		101,238
Bank stock or shares in any bank, or stock or shares in any corporation or company		20,354		21,213
Grand total valuation of county		\$ 2,257,380		\$ 2,345,594
Number of military polls		899		823

LARIMER.

ABSTRACTS OF THE ASSESSMENT FOR THE YEARS 1899 AND 1900.

	1899		1900	
	No. of	Valuation	No. of	Valuation
Acres of agricultural land	121,373	\$ 956,205	122,760	\$ 964,715
Acres of grazing land	486,253	545,460	516,150	567,130
Acres of coal land				
Improvements on lauds		434,085		433,295
Improvements on public lands		18,875		18,245
Town and city lots		281,140		280,965
Improvement on town and city lots		581,820		559,300
Mining property and gross output				
Miles of railroad and other property, as returned by the state board of equalization	58	434,178	58	395,203
Miles of telegraph and telephone lines, as returned by the state board of equalization		8,149		11,470
Average value of merchandise		116,975		128,595
Amount of capital employed in manufactures		18,850		15,800
Horses	10,149	147,080	9,538	153,865
Mules	351	5,830	320	6,015
Asses				
Cattle	50,918	538,060	46,075	494,635
Sheep	11,848	21,220	13,252	23,840
Swine	780	2,715	862	2,185
Goats				
All other animals	3	155	14	345
Musical instruments	498	24,410	527	34,135
Clocks and watches	483	4,245	396	4,640
Diamonds, jewelry, gold and silver plate		300		325
Amount of money and credits		119,420		125,205
Carriages and vehicles of every description	3,793	44,310	2,467	47,145
Household property		7,120		5,910
All other property		58,160		34,792
Bank stock or shares in any bank, or stock or shares in any corporation or company		59,465		70,000
Grand total valuation of county		\$ 4,428,227		\$ 4,377,755
Number of military polls		1,398		1,358

LAS ANIMAS.

ABSTRACTS OF THE ASSESSMENT FOR THE YEARS 1899 AND 1900.

	1899		1900	
	No. of	Valuation	No. of	Valuation
Acres of agricultural land.....	83,196	\$ 383,487	61,717	\$ 321,365
Acres of grazing land.....	436,666	393,848	457,366	463,835
Acres of coal land.....	61,084	672,300	68,204	1,065,905
Improvements on lands.....		443,295		250,905
Improvements on public lands.....		40,547		12,325
Town and city lots.....		856,400		829,281
Improvement on town and city lots.....		770,911		796,615
Mining property and gross output.....				
Miles of railroad and other property, as returned by the state board of equalization.....	207	1,621,265	217	1,592,730
Miles of telegraph and telephone lines, as returned by the state board of equalization.....	222	17,596	222	31,037
Average value of merchandise.....		245,350		278,715
Amount of capital employed in manufactures.....		47,995		50,340
Horses.....	7,092	93,834	7,100	94,150
Mules.....	630	20,965	576	202,205
Asses.....				
Cattle.....	24,545	319,831	24,705	312,970
Sheep.....	95,570	127,225	117,453	148,640
Swine.....	828	2,180	332	983
Goats.....	8,077	8,231	8,573	8,580
All other animals.....				
Musical instruments.....	249	10,810	223	9,525
Clocks and watches.....	557	5,193	508	4,652
Diamonds, jewelry, gold and silver plate.....		2,845		2,050
Amount of money and credits.....		39,921		125,580
Carriages and vehicles of every description.....	1,738	33,238	1,730	31,715
Household property.....		10,180		6,985
All other property.....		108,190		123,948
Bank stock or shares in any bank, or stock or shares in any corporation or company.....		63,032		47,750
Grand total valuation of county.....		\$ 6,338,669		\$ 6,630,786
Number of military polls.....		1,624		1,766

LINCOLN.

ABSTRACTS OF THE ASSESSMENT FOR THE YEARS 1899 AND 1900.

	1899		1900	
	No. of	Valuation	No. of	Valuation
Acres of agricultural land				
Acres of grazing land	562,111	\$ 342,280		\$ 296,458
Acres of coal land				
Improvements on lands		22,215		22,720
Improvements on public lands		4,830		4,700
Town and city lots		6,210		4,820
Improvement on town and city lots		8,115		8,155
Mining property and gross output				
Miles of railroad and other property, as returned by the state board of equalization	74	660,521	74	657,568
Miles of telegraph and telephone lines, as returned by the state board of equalization	73	4,084	74	5,029
Average value of merchandise		6,560		7,800
Amount of capital employed in manufactures				
Horses	1,353	7,633	1,185	8,301
Mules	21	120	15	115
Asses				
Cattle	9,911	69,689	12,000	82,783
Sheep	60,910	60,910	69,360	69,360
Swine	92	89	60	85
Goats				
All other animals				
Musical instruments	24	840	21	610
Clocks and watches	37	213	23	117
Diamonds, jewelry, gold and silver plate				
Amount of money and credits		6,180		900
Carriages and vehicles of every description	208	1,127	102	1,039
Household property		100		300
All other property		2,209		1,915
Bank stock or shares in any bank, or stock or shares in any corporation or company				
Grand total valuation of county		\$ 1,203,925		\$ 1,172,775
Number of military polls		169		151

LOGAN.

ABSTRACTS OF THE ASSESSMENT FOR THE YEARS 1899 AND 1900.

	1899		1900	
	No. of	Valuation	No. of	Valuation
Acres of agricultural land.....				
Acres of grazing land.....	419,200	\$ 512,930	426,148	\$ 445,153
Acres of coal land.....				
Improvements on lands.....		23,355		24,320
Improvements on public lands.....		1,770		2,665
Town and city lots.....		25,355		26,305
Improvement on town and city lots.....		35,505		42,960
Mining property and gross output.....				
Miles of railroad and other property, as returned by the state board of equalization.....		674,231	105	666,694
Miles of telegraph and telephone lines, as returned by the state board of equalization.....		2,144		2,680
Average value of merchandise.....		17,600		21,409
Amount of capital employed in manufactures.....				
Horses.....	3,859	21,545	4,542	28,722
Mules.....	50	400	154	1,010
Asses.....				
Cattle.....	22,819	178,970	28,856	220,841
Sheep.....	18,067	13,550	18,557	18,555
Swine.....	648	1,220	449	600
Goats.....				
All other animals.....				
Musical instruments.....	45	480	99	1,197
Clocks and watches.....				
Diamonds, jewelry, gold and silver plate.....				
Amount of money and credits.....		1,650		3,141
Carriages and vehicles of every description.....	404	4,105	635	5,217
Household property.....				
All other property.....		2,920		5,507
Bank stock or shares in any bank, or stock or shares in any corporation or company.....				
Grand total valuation of county.....		\$ 1,517,730		\$ 1,516,976
Number of military polls.....		301		423

MESA.

ABSTRACTS OF THE ASSESSMENT FOR THE YEARS 1899 AND 1900.

	1899		1900	
	No. of	Valuation	No. of	Valuation
Acres of agricultural land.....	73,696	\$ 591,626	76,880	\$ 609,689
Acres of grazing land.....	64,898	84,573	70,374	96,464
Acres of coal land.....	682	8,188	1,283	15,402
Improvements on lands.....		85,028		191,873
Improvements on public lands.....		2,973		3,274
Town and city lots.....		344,602		346,002
Improvement on town and city lots.....		200,309		238,075
Mining property and gross output.....				
Miles of railroad and other property, as returned by the state board of equalization.....	109	817,437	108	879,652
Miles of telegraph and telephone lines, as returned by the state board of equalization.....	95	6,230	128	9,048
Average value of merchandise.....		51,755		68,599
Amount of capital employed in manufactures.....		11,750		10,850
Horses.....	4,506	33,355	4,480	35,303
Mules.....	113	1,184	103	1,030
Asses.....				
Cattle.....	17,756	138,712	20,861	167,748
Sheep.....	4,254	4,254	5,158	5,162
Swine.....	1,070	1,915	1,244	2,145
Goats.....	16	30	208	408
All other animals.....	43	506	36	437
Musical instruments.....	162	4,846	137	5,095
Clocks and watches.....	293	1,963	323	2,152
Diamonds, jewelry, gold and silver plate.....		198		367
Amount of money and credits.....		13,701		25,957
Carriages and vehicles of every description.....	1,486	14,747	1,829	18,477
Household property.....		2,177		2,620
All other property.....		28,171		28,633
Bank stock or shares in any bank, or stock or shares in any corporation or company.....		7,521		75
Grand total valuation of county.....		\$ 2,457,841		\$ 2,764,537
Number of military polls.....		989		987

MINERAL.

ABSTRACTS OF THE ASSESSMENT FOR THE YEARS 1899 AND 1900.

	1899		1900	
	No. of	Valuation	No. of	Valuation
Acres of agricultural land.....	1,370	\$ 7,130	1,512	\$ 7,560
Acres of grazing land.....	10,713	24,855	11,897	23,794
Acres of coal land.....			1,974	
Improvements on lands.....		7,600		
Improvements on public lands.....		9,660		2,185
Town and city lots.....		13,692		12,928
Improvement on town and city lots.....		47,830		59,467
Mining property and gross output.....		304,270		333,363
Miles of railroad and other property, as returned by the state board of equalization.....	17	82,909	27	95,727
Miles of telegraph and telephone lines, as returned by the state board of equalization.....	20	900	17	1,100
Average value of merchandise.....		28,133		30,620
Amount of capital employed in manufactures.....		2,810		3,900
Horses.....	640	9,775	684	10,070
Mules.....	6	250	14	360
Asses.....				
Cattle.....	1,212	17,804	1,049	14,291
Sheep.....	2,000	2,000		
Swine.....	8	16	1	5
Goats.....				
All other animals.....			1	3
Musical instruments.....	56	3,628	65	4,040
Clocks and watches.....	75	872	132	1,187
Diamonds, jewelry, gold and silver plate.....		275		185
Amount of money and credits.....		650		1,390
Carriages and vehicles of every description.....	218	4,710	220	4,432
Household property.....		350		600
All other property.....		8,478		3,896
Bank stock or shares in any bank, or stock or shares in any corporation or company.....				
Grand total valuation of county.....		\$ 578,597		\$ 611,103
Number of military polls.....		477		375

MONTROSE.

ABSTRACTS OF THE ASSESSMENT FOR THE YEARS 1899 AND 1900.

	1899		1900	
	No. of	Valuation	No. of	Valuation
Acres of agricultural land	126,889	\$ 422,649	70,804	\$ 346,419
Acres of grazing land		25,000	48,700	63,214
Acres of coal land				
Improvements on lands		76,633		80,652
Improvements on public lands		1,545		1,820
Town and city lots		86,643		90,896
Improvement on town and city lots		105,997		116,343
Mining property and gross output		620		12,602
Miles of railroad and other property, as returned by the state board of equalization	51	286,325	52	298,123
Miles of telegraph and telephone lines, as returned by the state board of equalization	50	2,600	67	3,610
Average value of merchandise		37,960		43,363
Amount of capital employed in manufactures		6,177		7,065
Horses	2,722	25,409	3,415	35,051
Mules	63	689	148	1,747
Asses	2	35	3	75
Cattle	10,247	95,483	15,902	136,910
Sheep	21,472	21,457	35,564	53,345
Swine	405	567	522	1,152
Goats	656	655	3,331	3,331
All other animals	50	50	200	400
Musical instruments	85	2,108	117	3,400
Clocks and watches	74	512	192	1,297
Diamonds, jewelry, gold and silver plate		65		50
Amount of money and credits		3,340		4,805
Carriages and vehicles of every description ..	991	9,603	1,182	14,899
Household property		1,015		1,575
All other property		38,785		43,439
Bank stock or shares in any bank, or stock or shares in any corporation or company		22,984		29,300
Grand total valuation of county		\$ 1,274,906		\$ 1,394,883
Number of military polls		150		530

MONTEZUMA.

ABSTRACTS OF THE ASSESSMENT FOR THE YEARS 1899 AND 1900.

	1899		1900	
	No. of	Valuation	No. of	Valuation
Acres of agricultural land	14,548	\$ 78,904	11,876	\$ 60,733
Acres of grazing land	60,887	72,064	57,000	66,445
Acres of coal land			40	200
Improvements on lands		59,931		61,073
Improvements on public lands		9,979		8,127
Town and city lots		22,836	3,143	20,983
Improvement on town and city lots		47,695		57,645
Mining property and gross output		400		716
Miles of railroad and other property, as returned by the state board of equalization	63	237,313	62	234,793
Miles of telegraph and telephone lines, as returned by the state board of equalization	61	2,767	61	3,382
Average value of merchandise		35,160		41,700
Amount of capital employed in manufactures		21,662		17,752
Horses	1,643	33,908	1,566	36,996
Mules	36	800	43	895
Asses	18	90	80	245
Cattle	4,609	56,797	5,398	76,492
Sheep	13,261	13,261	2,743	2,750
Swine	739	1,709	1,141	1,998
Goats				
All other animals				
Musical instruments	60	2,253	64	3,085
Clocks and watches	24	315	28	310
Diamonds, jewelry, gold and silver plate				
Amount of money and credits		4,265		4,650
Carriages and vehicles of every description	468	10,016	523	9,879
Household property				100
All other property		48,900		47,339
Bank stock or shares in any bank, or stock or shares in any corporation or company				
Grand total valuation of county		\$ 761,025		\$ 758,288
Number of military polls		355		330

MORGAN.

ABSTRACTS OF THE ASSESSMENT FOR THE YEARS 1899 AND 1900.

	1899		1900	
	No. of	Valuation	No. of	Valuation
Acres of agricultural land	46,081	\$ 128,796	43,592	\$ 161,015
Acres of grazing land	85,907	105,858	93,478	117,052
Acres of coal land				
Improvements on lands		36,543		37,590
Improvements on public lands				2,720
Town and city lots		36,015		38,379
Improvement on town and city lots		38,185		42,910
Mining property and gross output				
Miles of railroad and other property, as returned by the state board of equalization	79	701,718	79	718,102
Miles of telegraph and telephone lines, as returned by the state board of equalization	79	1,672	79	2,090
Average value of merchandise		17,560		21,400
Amount of capital employed in manufactures		1,050		1,300
Horses	3,429	27,747	3,527	43,054
Mules	88	1,125	133	2,075
Asses				
Cattle	10,587	93,005	14,886	132,058
Sheep	56,936	56,936	69,684	71,059
Swine	3,000	6,042	3,251	6,532
Goats			9	9
All other animals	22	80		
Musical instruments	93	1,140	89	1,950
Clocks and watches	54	151	66	195
Diamonds, jewelry, gold and silver plate				
Amount of money and credits		14,705		16,450
Carriages and vehicles of every description	528	4,305	576	5,107
Household property				
All other property		5,000		5,756
Bank stock or shares in any bank, or stock or shares in any corporation or company				
Grand total valuation of county		\$ 1,277,633		\$ 1,426,803
Number of military polls		481		555

OTERO.

ABSTRACTS OF THE ASSESSMENT FOR THE YEARS 1899 AND 1900.

	1899		1900	
	No. of	Valuation	No. of	Valuation
Acres of agricultural land.....	65,186	\$ 427,595	79,351	\$ 504,215
Acres of grazing land.....	86,610	104,885	91,520	113,605
Acres of coal land.....	-----	-----	-----	-----
Improvements on lands.....	-----	106,185	-----	118,215
Improvements on public lands.....	-----	30,595	-----	31,100
Town and city lots.....	-----	146,245	-----	180,900
Improvement on town and city lots.....	-----	256,545	-----	279,530
Mining property and gross output.....	-----	-----	-----	-----
Miles of railroad and other property, as returned by the state board of equalization.....	106	1,031,221	106	1,023,883
Miles of telegraph and telephone lines, as returned by the state board of equalization.....	181	10,883	217	15,260
Average value of merchandise.....	-----	70,550	-----	88,185
Amount of capital employed in manufactures.....	-----	-----	-----	20,960
Horses.....	7,038	60,840	6,611	67,105
Mules.....	408	5,445	413	6,275
Asses.....	-----	-----	-----	-----
Cattle.....	29,608	213,320	24,251	198,215
Sheep.....	27,679	23,810	37,019	36,095
Swine.....	3,202	6,940	1,950	3,250
Goats.....	-----	-----	-----	-----
All other animals.....	44	385	166	990
Musical instruments.....	284	7,510	316	8,810
Clocks and watches.....	432	3,535	429	3,065
Diamonds, jewelry, gold and silver plate.....	-----	395	-----	400
Amount of money and credits.....	-----	29,940	-----	45,530
Carriages and vehicles of every description.....	1,703	19,195	1,743	19,860
Household property.....	-----	2,480	-----	3,875
All other property.....	-----	17,635	-----	14,120
Bank stock or shares in any bank, or stock or shares in any corporation or company.....	-----	44,595	-----	46,275
Grand total valuation of county.....	-----	\$ 2,620,729	-----	\$ 2,829,718
Number of military polls.....	-----	1,601	-----	1,904

OURAY.

ABSTRACTS OF THE ASSESSMENT FOR THE YEARS 1899 AND 1900.

	1899		1900	
	No. of	Valuation	No. of	Valuation
Acres of agricultural land	7,820	\$ 38,617	9,861	\$ 41,602
Acres of grazing land	25,539	25,539	23,864	23,864
Acres of coal land	58	406	-----	-----
Improvements on lands	-----	23,549	-----	24,309
Improvements on public lands	-----	3,105	-----	3,250
Town and city lots	-----	93,259	-----	92,880
Improvement on town and city lots	-----	155,736	-----	155,204
Mining property and gross output	-----	575,865	-----	543,034
Miles of railroad and other property, as returned by the state board of equalization	43	190,323	40	197,673
Miles of telegraph and telephone lines, as returned by the state board of equalization	35	1,858	24	2,211
Average value of merchandise	-----	56,995	-----	54,460
Amount of capital employed in manufactures	-----	500	-----	900
Horses	1,256	14,958	1,345	13,988
Mules	108	1,555	107	1,764
Asses	-----	-----	-----	-----
Cattle	4,202	35,282	4,979	46,311
Sheep	3,548	2,660	5,079	7,618
Swine	88	159	62	134
Goats	-----	-----	-----	-----
All other animals	161	488	207	582
Musical instruments	108	4,570	119	5,457
Clocks and watches	63	633	401	3,995
Diamonds, jewelry, gold and silver plate	-----	216	-----	211
Amount of money and credits	-----	5,695	-----	13,198
Carriages and vehicles of every description	375	5,394	402	6,117
Household property	-----	3,735	-----	3,460
All other property	-----	17,042	-----	16,806
Bank stock or shares in any bank, or stock or shares in any corporation or company	-----	-----	-----	20
Grand total valuation of county	-----	\$ 1,258,139	-----	\$ 1,259,048
Number of military polls	-----	297	-----	378

PARK.

ABSTRACTS OF THE ASSESSMENT FOR THE YEARS 1899 AND 1900.

	1899		1900	
	No. of	Valuation	No. of	Valuation
Acres of agricultural land	22,602	\$ 101,711	20,620	\$ 92,799
Acres of grazing land	167,609	88,374	172,050	96,073
Acres of coal land	2,553	7,659	-----	-----
Improvements on lands	-----	161,214	-----	149,108
Improvements on public lands	-----	15,559	-----	12,253
Town and city lots	-----	25,957	-----	13,388
Improvement on town and city lots	-----	45,025	-----	30,880
Mining property and gross output	-----	71,958	-----	73,474
Miles of railroad and other property, as returned by the state board of equalization	154	860,985	153	839,477
Miles of telegraph and telephone lines, as returned by the state board of equalization	239	12,640	238	14,337
Average value of merchandise	-----	25,720	-----	18,325
Amount of capital employed in manufactures	-----	10,325	-----	5,815
Horses	2,988	26,055	2,905	24,270
Mules	62	1,145	36	259
Asses	172	688	105	210
Cattle	16,546	132,368	13,644	109,152
Sheep	31,583	39,464	20,060	25,103
Swine	57	155	69	146
Goats	-----	-----	-----	-----
All other animals	-----	-----	-----	-----
Musical instruments	83	2,289	115	2,355
Clocks and watches	469	1,878	457	1,697
Diamonds, jewelry, gold and silver plate	-----	145	-----	150
Amount of money and credits	-----	9,850	-----	9,650
Carriages and vehicles of every description	654	12,447	459	7,941
Household property	-----	300	-----	1,965
All other property	-----	18,152	-----	13,323
Bank stock or shares in any bank, or stock or shares in any corporation or company	-----	-----	-----	-----
Grand total valuation of county	-----	\$ 1,672,063	-----	\$ 1,541,150
Number of military polls	444	-----	369	-----

PHILLIPS.

ABSTRACTS OF THE ASSESSMENT FOR THE YEARS 1899 AND 1900.

	1899		1900	
	No. of	Valuation	No. of	Valuation
Acres of agricultural land.....	-----	-----	-----	-----
Acres of grazing land.....	303,113	\$ 388,889	310,497	\$ 422,984
Acres of coal land.....	-----	-----	-----	-----
Improvements on lands.....	-----	6,597	-----	7,883
Improvements on public lands.....	-----	2,295	-----	2,175
Town and city lots.....	1,801	11,716	1,801	12,658
Improvement on town and city lots.....	-----	18,256	-----	19,897
Mining property and gross output.....	-----	-----	-----	-----
Miles of railroad and other property, as returned by the state board of equalization.....	36	182,045	36	173,050
Miles of telegraph and telephone lines, as returned by the state board of equalization.....	-----	-----	-----	-----
Average value of merchandise.....	-----	6,973	-----	7,625
Amount of capital employed in manufactures.....	-----	-----	-----	-----
Horses.....	1,388	11,522	1,685	14,714
Mules.....	31	429	41	460
Asses.....	-----	-----	-----	-----
Cattle.....	4,621	40,108	7,839	65,066
Sheep.....	2,290	2,290	4,747	4,757
Swine.....	287	565	402	804
Goats.....	-----	-----	-----	-----
All other animals.....	-----	-----	-----	-----
Musical instruments.....	29	433	25	663
Clocks and watches.....	33	165	31	155
Diamonds, jewelry, gold and silver plate.....	-----	-----	-----	-----
Amount of money and credits.....	-----	3,810	-----	1,525
Carriages and vehicles of every description.....	251	1,298	398	2,177
Household property.....	-----	-----	-----	-----
All other property.....	-----	8,942	-----	7,500
Bank stock or shares in any bank, or stock or shares in any corporation or company.....	-----	-----	-----	-----
Grand total valuation of county.....	-----	\$ 686,333	-----	\$ 744,093
Number of military polls.....	229		301	

PITKIN.

ABSTRACTS OF THE ASSESSMENT FOR THE YEARS 1899 AND 1900.

	1899		1900	
	No. of	Valuation	No. of	Valuation
Acres of agricultural land.....	14,110	\$ 62,710	14,111	\$ 63,065
Acres of grazing land.....	20,152	2,025	21,330	23,120
Acres of coal land.....	7,079	78,945	7,255	79,825
Improvements on lands.....		56,090		55,165
Improvements on public lands.....		5,210		5,210
Town and city lots.....		143,560		142,235
Improvement on town and city lots.....		254,465		217,360
Mining property and gross output.....		586,390		593,025
Miles of railroad and other property, as returned by the state board of equalization.....	85	563,495	106	549,715
Miles of telegraph and telephone lines, as returned by the state board of equalization.....	67	8,435		9,080
Average value of merchandise.....		89,700		78,515
Amount of capital employed in manufactures.....		5,945		4,170
Horses.....	1,618	25,260	1,548	23,440
Mules.....	75	1,360	69	1,340
Asses.....				
Cattle.....	4,230	40,040	5,079	45,670
Sheep.....				
Swine.....	223	460	170	345
Goats.....				
All other animals.....	60	130	72	140
Musical instruments.....	324	17,430	295	13,720
Clocks and watches.....	242	3,025	188	2,140
Diamonds, jewelry, gold and silver plate.....		2,225		1,670
Amount of money and credits.....		32,705		17,020
Carriages and vehicles of every description.....	647	12,590	900	13,630
Household property.....		6,965		5,155
All other property.....		180,780		166,955
Bank stock or shares in any bank, or stock or shares in any corporation or company.....		16,665		16,665
Grand total valuation of county.....		\$ 2,215,605		\$ 2,128,375
Number of military polls.....		1,197		1,375

PROWERS.

ABSTRACTS OF THE ASSESSMENT FOR THE YEARS 1899 AND 1900.

	1899		1900	
	No. of	Valuation	No. of	Valuation
Acres of agricultural land	131,181	\$ 554,030	129,653	\$ 536,415
Acres of grazing land	107,230	68,475	122,338	86,085
Acres of coal land				
Improvements on lands		50,435		69,045
Improvements on public lands		2,985		3,395
Town and city lots		76,805		77,095
Improvement on town and city lots		70,075		91,335
Mining property and gross output				
Miles of railroad and other property, as returned by the state board of equalization	38	402,554	38	422,329
Miles of telegraph and telephone lines, as returned by the state board of equalization	77	4,433	77	6,084
Average value of merchandise		27,375		35,430
Amount of capital employed in manufactures		2,525		3,000
Horses	2,902	23,825	3,549	37,670
Mules	232	3,110	364	3,820
Asses				
Cattle	18,826	116,775	21,187	174,890
Sheep	11,116	8,335	16,723	16,725
Swine	2,258	3,385	1,095	1,680
Goats				
All other animals	7	415	159	1,055
Musical instruments	61	2,220	63	3,255
Clocks and watches	14	130	4	45
Diamonds, jewelry, gold and silver plate				
Amount of money and credits		1,600		3,050
Carriages and vehicles of every description	512	6,270	583	6,815
Household property		1,150		1,050
All other property		11,345		12,815
Bank stock or shares in any bank, or stock or shares in any corporation or company		14,975		15,785
Grand total valuation of county		\$ 1,453,427		\$ 1,608,868
Number of military polls		446		462

PUEBLO.

ABSTRACTS OF THE ASSESSMENT FOR THE YEARS 1899 AND 1900.

	1899		1900	
	No. of	Valuation	No. of	Valuation
Acres of agricultural land	41,965	\$ 427,743	35,216	\$ 431,741
Acres of grazing land	494,518	1,287,288	495,328	1,296,954
Acres of coal land				
Improvements on lands		400,290		460,335
Improvements on public lands		8,105		18,025
Town and city lots		4,501,431		4,541,053
Improvement on town and city lots		2,458,111		2,701,696
Mining property and gross output				
Miles of railroad and other property, as returned by the state board of equalization	246	1,959,229	246	2,075,423
Miles of telegraph and telephone lines, as returned by the state board of equalization	318	31,721		40,807
Average value of merchandise		546,815		602,687
Amount of capital employed in manufactures		426,486		491,885
Horses	6,905	126,844	6,967	131,321
Mules	283	8,506	287	8,101
Asses				
Cattle	31,441	446,124	30,046	401,053
Sheep	6,626	11,866	6,501	12,752
Swine	1,087	1,752	1,142	2,865
Goats				
All other animals	117	1,360	126	3,093
Musical instruments	829	30,100	867	32,171
Clocks and watches	1,620	14,498	1,597	14,441
Diamonds, jewelry, gold and silver plate		3,746		4,867
Amount of money and credits		46,471		58,324
Carriages and vehicles of every description ..	3,423	66,112	2,758	56,865
Household property		26,835		47,386
All other property		256,419		329,609
Bank stock or shares in any bank, or stock or shares in any corporation or company				
Grand total valuation of county		\$ 13,087,852		\$ 13,763,454
Number of military polls		3,797		5,203

RIO BLANCO.

ABSTRACTS OF THE ASSESSMENT FOR THE YEARS 1899 AND 1900.

	1899		1900	
	No. of	Valuation	No. of	Valuation
Acres of agricultural land.....	60,106	\$ 155,224	14,983	\$ 99,399
Acres of grazing land.....			46,397	72,396
Acres of coal land.....	4,064	40,684	4,108	41,084
Improvements on lands.....		58,190		68,355
Improvements on public lands.....		7,680	78	7,030
Town and city lots.....		29,080		29,045
Improvement on town and city lots.....		50,830		57,325
Mining property and gross output.....				
Miles of railroad and other property, as returned by the state board of equalization.....				
Miles of telegraph and telephone lines, as returned by the state board of equalization.....				
Average value of merchandise.....		29,545		30,214
Amount of capital employed in manufactures.....		7,200		5,800
Horses.....	4,926	54,208	4,429	53,229
Mules.....	27	400	27	412
Asses.....				
Cattle.....	24,765	319,617	29,473	374,178
Sheep.....	11	30	13	26
Swine.....	166	458	164	343
Goats.....			59	118
All other animals.....	92	596	8	120
Musical instruments.....	41	1,847	50	2,350
Clocks and watches.....	11	154	5	67
Diamonds, jewelry, gold and silver plate.....		30		90
Amount of money and credits.....		11,330		9,875
Carriages and vehicles of every description.....	445	7,822	475	8,502
Household property.....		1,150		1,150
All other property.....		14,337		16,033
Bank stock or shares in any bank, or stock or shares in any corporation or company.....				
Grand total valuation of county.....		\$ 790,412		\$ 877,141
Number of military polls.....		405		439

RIO GRANDE.

ABSTRACTS OF THE ASSESSMENT FOR THE YEARS 1899 AND 1900.

	1899		1900	
	No. of	Valuation	No. of	Valuation
Acres of agricultural land.....	67,693	\$ 351,005	64,640	\$ 337,663
Acres of grazing land.....	75,960	118,515	78,766	121,618
Acres of coal land.....				
Improvements on lands.....		153,930		153,322
Improvements on public lands.....		30,415		28,900
Town and city lots.....		106,427		110,205
Improvement on town and city lots.....		78,510		176,705
Mining property and gross output.....		33,380		33,640
Miles of railroad and other property, as returned by the state board of equalization.....		211,815	40	224,655
Miles of telegraph and telephone lines, as returned by the state board of equalization.....		1,800		2,200
Average value of merchandise.....		68,905		65,400
Amount of capital employed in manufactures.....		4,450		5,880
Horses.....	3,413	53,895	3,587	66,870
Mules.....	98	2,000	105	2,610
Asses.....				
Cattle.....	5,869	64,945	6,667	74,155
Sheep.....	21,245	21,255	19,790	19,780
Swine.....	1,575	3,290	1,406	3,289
Goats.....				
All other animals.....				
Musical instruments.....	131	6,535	156	8,345
Clocks and watches.....	84	875	165	1,880
Diamonds, jewelry, gold and silver plate.....				200
Amount of money and credits.....		15,400		14,005
Carriages and vehicles of every description.....	1,177	18,805	1,260	21,878
Household property.....		1,200		2,150
All other property.....		89,045		94,958
Bank stock or shares in any bank, or stock or shares in any corporation or company.....				11,684
Grand total of valuation of county.....		\$ 1,536,477		\$ 1,582,012
Number of military polls.....		563		587

ROUTT.

ABSTRACTS OF THE ASSESSMENT FOR THE YEARS 1899 AND 1900.

	1899		1900	
	No. of	Valuation	No. of	Valuation
Acres of agricultural land	30,244	\$ 172,060	31,836	\$ 192,382
Acres of grazing land.....	106,366	140,676	114,436	149,352
Acres of coal land.....	10,600	2,120	10,600
Improvements on land.....	100,810	109,321
Improvements on public land	21,886	17,025
Town and city lots.....	25,481	28,152
Improvement on town and city lots.....	44,295	49,600
Mining property and gross output.....	7,122	7,167
Miles of railroad and other property, as returned by the state board of equalization
Miles of telegraph and telephone lines as returned by the state board of equalization
Average value of merchandise.....	43,425	53,200
Amount of capital employed in manufactures	3,300	6,150
Horses	7,450	81,356	7,489	87,816
Mules	43	600	47	649
Asses
Cattle	46,015	489,323	54,209	628,289
Sheep	19,100	28,650	14,112	28,224
Swine.....	362	851	256	817
Goats
All other animals	88	704	81	810
Musical instruments.....	71	2,555	93	2,883
Clocks and watches	62	746	177	1,319
Diamonds, jewelry, gold and silver plate
Amount of money and credits.....	36,050	39,000
Carriages and vehicles of every description	15,070	20,443
Household property	100	300
All other property	23,052	28,224
Bank stock or shares in any bank, or stock or shares in any corporation or company	50
Grand total valuation of county.....	\$ 1,248,762	\$ 1,461,723
Number of military polls	597	682

SAGUACHE.

ABSTRACTS OF THE ASSESSMENT FOR THE YEARS 1899 AND 1900.

	1899		1900	
	No. of	Valuation	No. of	Valuation
Acres of agricultural land.....	71,730	\$ 322,785	153,574	\$ 691,083
Acres of grazing land	254 310	454,207	184,000	196,677
Acres of coal land				
Improvements on lands		121,576		174,204
Improvements on public lands.....		22,895		25,275
Town and city lots.....		22,000		64,538
Improvement on town and city lots		35,643		
Mining property and gross output.....		65,862		65,056
Miles of railroad and other property, as returned by the state board of equalization		516,585	93	490,135
Miles of telegraph and telephone lines, as returned by the state board of equalization		4,000		4,800
Average value of merchandise		27,075		27,278
Amount of capital employed in manufactures		410		100
Horses	5 050	52,126	4,907	49,640
Mules	134	2,664	104	1,688
Asses			16	39
Cattle	24,349	227,563	22 342	202,509
Sheep	33,499	33,499	30,220	30,220
Swine	546	1,031	533	923
Goats.....			527	399
All other animals	408	615		
Musical instruments.....	85	3,207	112	3,926
Clocks and watches.....	210	871	255	1,407
Diamonds, jewelry, gold and silver plate....		12		12
Amount of money and credits.....		33,228		35,367
Carriages and vehicles of every description..	1,691	20,948	1 205	19,101
Household property		450		430
All other property		65,601		9,793
Bank stock or shares in any bank, or stock or shares in any corporation or company		50		100
Grand total valuation of county.....		\$ 2,034,913		\$ 2,094,700
Number of military polls.....		650		655

SAN JUAN.

ABSTRACTS OF THE ASSESSMENT FOR THE YEARS 1899 AND 1900.

	1899		1900	
	No. of	Valuation	No. of	Valuation
Acres of agricultural land				
Acres of grazing land	40	\$ 400	40	\$ 400
Acres of coal land				
Improvements on lands				
Improvements on public lands		17,050		26,270
Town and city lots		94,438		78,966
Improvement on town and city lots		194,560		189,465
Mining property and gross output		800,767		794,607
Miles of railroad and other property, as returned by the state board of equalization	31	101,639	36	125,465
Miles of telegraph and telephone lines, as returned by the state board of equalization	14	639		770
Average value of merchandise		56,450		53,000
Amount of capital employed in manufactures		500		500
Horses	233	4,245	205	3,520
Mules	51	795	51	795
Asses	159	795	122	610
Cattle	130	1,815	121	1,665
Sheep	6	6	12	12
Swine				
Goats				
All other animals				
Musical instruments	52	3,840	45	3,165
Clocks and watches	12	240	13	155
Diamonds, jewelry, gold and silver plate		400		450
Amount of money and credits				
Carriages and vehicles of every description	85	2,515	68	2,325
Household property		3,000		3,100
All other property		8,250		8,350
Bank stock or shares in any bank, or stock or shares in any corporation or company		52,200		52,200
Grand total valuation of county		\$ 1,344,535		\$ 1,345,790
Number of military polls		238		215

SAN MIGUEL.

ABSTRACTS OF THE ASSESSMENT FOR THE YEARS 1899 AND 1900.

	1899		1900	
	No. of	Valuation	No. of	Valuation
Acres of agricultural land	3,373	\$ 8,430	4,068	\$ 10,170
Acres of grazing land.....	19,375	24,220	25,048	34,165
Acres of coal land.....	-----	-----	-----	-----
Improvements on lands	-----	40,915	-----	36,995
Improvements on public lands.....	-----	19,175	-----	18,625
Town and city lots.....	-----	122,025	-----	122,995
Improvement on town and city lots.....	-----	193,565	-----	212,360
Mining property and gross output	-----	544,660	-----	616,265
Miles of railroad and other property, as returned by the state board of equalization	49	177,556	48	180,447
Miles of telegraph and telephonelines, as returned by the state board of equalization	49	2,275	49	2,765
Average value of merchandise.....	-----	81,815	-----	86,900
Amount of capital employed in manufactures	-----	300	-----	300
Horses	1,533	17,880	1,722	19,370
Mules	302	2,530	241	2,505
Asses	76	380	214	920
Cattle	6,074	50,395	6,018	54,895
Sheep	7,642	5,735	3,110	4,655
Swine	78	195	154	328
Goats.....	-----	-----	-----	-----
All other animals	-----	-----	-----	-----
Musical instruments	48	3,350	59	3,482
Clocks and watches.....	68	870	64	820
Diamonds, jewelry, gold and silver plate.....	-----	585	-----	685
Amount of money and credits	-----	13,000	-----	16,210
Carriages and vehicles of every description ..	266	4,835	367	6,155
Household property.....	-----	4,745	-----	4,020
All other property	-----	18,700	-----	20,060
Bank stock or shares in any bank, or stock or shares in any corporation or company	-----	31,065	-----	32,650
Grand total valuation of county	-----	\$ 1,369,201	-----	\$ 1,488,772
Number of military polls	743		996	

SEDGWICK.

ABSTRACTS OF THE ASSESSMENT FOR THE YEARS 1899 AND 1900.

	1899		1900	
	No. of	Valuation	No. of	Valuation
Acres of agricultural land.....	19,018	\$ 54,038	24,942	\$ 49,759
Acres of grazing land.....	210,236	163,856	212,030	159,022
Acres of coal land.....	-----	-----	-----	-----
Improvements on lands.....	-----	5,255	-----	7,200
Improvements on public lands.....	-----	532	-----	727
Town and city lots.....	-----	18,848	-----	18,074
Improvement on town and city lots.....	-----	10,315	-----	10,085
Mining property and gross output.....	-----	-----	-----	-----
Miles of railroad and other property, as returned by the state board of equalization	32	260,433	31	263,379
Miles of telegraph and telephone lines, as returned by the state board of equalization	31	1,645	-----	1,956
Average value of merchandise.....	-----	5,310	-----	5,900
Amount of capital employed in manufactures	-----	-----	-----	-----
Horses.....	906	8,051	957	9,632
Mules.....	17	162	18	214
Asses.....	-----	-----	-----	-----
Cattle.....	4,171	33,407	6,375	64,298
Sheep.....	4,023	2,991	3,528	3,528
Swine.....	154	308	201	620
Goats.....	-----	-----	-----	-----
All other animals.....	-----	-----	-----	-----
Musical instruments.....	12	205	37	560
Clocks and watches.....	8	44	36	184
Diamonds, jewelry, gold and silver plate.....	-----	-----	-----	-----
Amount of money and credits.....	-----	4,056	-----	4,200
Carriages and vehicles of every description.....	132	1,080	172	1,960
Household property.....	-----	100	-----	100
All other property.....	-----	1,220	-----	900
Bank stock or shares in any bank, or stock or shares in any corporation or company	-----	-----	-----	-----
Grand total valuation of county.....	-----	\$ 571,856	-----	\$ 602,308
Number of military polls.....	-----	104	-----	131

SUMMIT.

ABSTRACTS OF THE ASSESSMENT FOR THE YEARS 1899 AND 1900.

	1899		1900	
	No. of	Valuation	No. of	Valuation
Acres of agricultural land.....	1,510	\$ 7 550	1,639	\$ 8,195
Acres of grazing land.....	8,742	10,996	9,315	11,654
Acres of coal land.....				
Improvements on lands.....		9,950		10,190
Improvements on public lands.....		9,200		4,990
Town and city lots.....		25,607		29,175
Improvement on town and city lots.....		103,675		102,525
Mining property and gross output.....		473,666		553,897
Miles of railroad and other property, as returned by the state board of equalization.....		325,622	69	315 250
Miles of telegraph and telephone lines, as returned by the state board of equalization.....		3,157		4,030
Average value of merchandise.....		35,050		37,644
Amount of capital employed in manufactures.....				
Horses.....	861	13,720	737	14 860
Mules.....	17	355	18	304
Asses.....	50	250	49	225
Cattle.....	1,379	17 720	1,657	19,025
Sheep.....	45	90	81	163
Swine.....	50	115	20	48
Goats.....				
All other animals.....				
Musical instruments.....	83	4,467	88	4,242
Clocks and watches.....	76	1,175	74	995
Diamonds, jewelry, gold and silver plate.....		20		20
Amount of money and credits.....		10,785		10,005
Carriages and vehicles of every description.....	482	7,895	435	7,505
Household property.....		1,275		1,250
All other property.....		9,540		16,870
Bank stock or shares in any bank, or stock or shares in any corporation or company.....				
Grand total valuation of county.....		\$ 1,071,880		\$ 1,153,071
Number of military polls.....		391		428

TELLER.

ABSTRACTS OF THE ASSESSMENT FOR THE YEARS 1899 AND 1900.

	1899		1900	
	No. of	Valuation	No. of	Valuation
Acres of agricultural land.....	4,078	\$ 28,230	3,893	\$ 11,505
Acres of grazing land.....	72,580	72,720	7,297	73,135
Acres of coal land.....				
Improvements on lands.....		119,190		133,680
Improvements on public lands.....		351,300		13,270
Town and city lots.....		758,380		922,820
Improvement on town and city lots.....		769,145		1,067,790
Mining property and gross output.....		2,564,616		6,835,770
Miles of railroad and other property, as returned by the state board of equalization	75	591,204	89	725,409
Miles of telegraph and telephone lines, as returned by the state board of equalization	85	19,932		25,339
Average value of merchandise.....		348,135		436,100
Amount of capital employed in manufactures.....		,905		4,960
Horses.....	2,323	35,630	3,171	45,185
Mules.....	85	1,700	167	2,900
Asses.....				
Cattle.....	3,901	47,950	4,455	55,280
Sheep.....	1,100	770		
Swine.....	34	90	45	160
Goats.....	8	10	7	10
All other animals.....			3	140
Musical instruments.....	323	15,595	510	28,620
Clocks and watches.....	135	1,940	303	3,610
Diamonds, jewelry, gold and silver plate.....		1,845		5,465
Amount of money and credits.....		38,890		57,665
Carriages and vehicles of every description..	997	15,115	1,206	20,950
Household property.....		15,015		326,205
All other property.....		98,285		41,160
Bank stock or shares in any bank, or stock or shares in any corporation or company.....		20,000	23	250
Grand total valuation of county.....		\$ 5,917,512		\$ 10,858,248
Number of military polls.....	2,071		4,587	

WASHINGTON.

ABSTRACTS OF THE ASSESSMENT FOR THE YEARS 1899 AND 1900.

	1899		1900	
	No. of	Valuation	No. of	Valuation
Acres of agricultural land.....				
Acres of grazing land.....	267,170	\$ 180,973	263,840	\$ 180,280
Acres of coal land.....				
Improvements on lands.....		8,380		9,340
Improvements on public lands.....		3,130		2,995
Town and city lots.....	1,403	8,666	605	4,215
Improvement on town and city lots.....		13,620		13,400
Mining property and gross output.....				
Miles of railroad and other property, as returned by the state board of equalization	40	399,679	40	412,050
Miles of telegraph and telephone lines, as returned by the state board of equalization	3	104	2	130
Average value of merchandise.....		4,105		4,359
Amount of capital employed in manufactures.....		375		375
Horses.....	1,405	13,267	1,576	18,924
Mules.....	38	470	29	329
Asses.....			2	10
Cattle.....	10,398	110,808	14,247	158,996
Sheep.....	15,268	16,406	13,770	16,335
Swine.....	422	1,028	344	913
Goats.....				
All other animals.....				
Musical instruments.....	51	1,065	61	1,435
Clocks and watches.....	46	250	100	575
Diamonds, jewelry, gold and silver plate.....		50		40
Amount of money and credits.....		945		1,625
Carriages and vehicles of every description.....	252	1,839	246	2,193
Household property.....		200		260
All other property.....		2,240		3,001
Bank stock or shares in any bank, or stock or shares in any corporation or company.....		500		50
Grand total valuation of county.....		\$ 768,100		\$ 831,830
Number of military polls.....		181		181

WELD.

ABSTRACTS OF THE ASSESSMENT FOR THE YEARS 1899 AND 1900.

	1899		1900	
	No. of	Valuation	No. of	Valuation
Acres of agricultural land	341,909	\$ 2,422,775	259,509	\$ 2,350,934
Acres of grazing land	789,918	1,247,025	863,339	1,137,348
Acres of coal land	1,440	8,370	1,560	54,860
Improvements on lands		401,850		374,096
Improvements on public lands				
Town and city lots		282,915		266,968
Improvement on town and city lots		469,635		516,232
Mining property and gross output				
Miles of railroad and other property, as returned by the state board of equalization	238	1,887,445	338	1,875,975
Miles of telegraph and telephone lines, as returned by the state board of equalization	135	14,061	200	17,105
Average value of merchandise		93,565		100,215
Amount of capital employed in manufactures		4,950		14,915
Horses	13,895	187,190	15,602	251,019
Mules	552	9,340	588	11,580
Asses				
Cattle	39,570	461,900	40,891	477,448
Sheep	65,039	98,330	125,035	188,224
Swine	2,301	6,825	3,247	8,577
Goats				
All other animals				
Musical instruments	400	12,830	613	17,688
Clocks and watches	240	1,910	406	2,947
Diamonds, jewelry, gold and silver plate		90		275
Amount of money and credits		125,185		\$23,033
Carriages and vehicles of every description	3,499	52,255	4,267	54,943
Household property		3,430		4,260
All other property		86,280		98,718
Bank stock or shares in any bank, or stock or shares in any corporation or company				48,970
Grand total valuation of county		\$ 7,878,156		\$ 8,696,330
Number of military polls	1,664		2,167	

YUMA.

ABSTRACTS OF THE ASSESSMENT FOR THE YEARS 1899 AND 1900.

	1899		1900	
	No. of	Valuation	No. of	Valuation
Acres of agricultural land.....				
Acres of grazing land.....	254,880	\$ 280,250	262,440	\$ 281,795
Acres of coal land.....				
Improvements on lands.....		19,235		20,070
Improvements on public lands.....		2,870		1,975
Town and city lots.....		26,570		25,215
Improvement on town and city lots.....		35,795		36,225
Mining property and gross output.....				
Miles of railroad and other property, as returned by the state board of equalization.....	40	408,069	40	421,101
Miles of telegraph and telephone lines, as returned by the state board of equalization.....				
Average value of merchandise.....		12,800		15,550
Amount of capital employed in manufactures.....				
Horses.....	2,163	18,640	2,016	17,270
Mules.....	66	730	42	535
Asses.....				
Cattle.....	11,896	116,730	13,470	132,630
Sheep.....	2,640	3,640	4,054	4,510
Swine.....	1,462	2,295	1,055	1,225
Goats.....				
All other animals.....				
Musical instruments.....	46	500	49	550
Clocks and watches.....	48	310	28	235
Diamonds, jewelry, gold and silver plate.....				
Amount of money and credits.....		18,950		23,690
Carriages and vehicles of every description..	362	2,760	390	2,790
Household property.....		600		
All other property.....		2,970		5,665
Bank stock or shares in any bank, or stock or shares in any corporation or company.....				
Grand total valuation of county.....		\$ 953,714		\$ 991,031
Number of military polls.....		87		174

RECAPITULATION.

ABSTRACTS OF THE ASSESSMENT FOR THE YEARS 1899 AND 1900.

	1899		1900	
	No. of	Valuation	No. of	Valuation
Acres of agricultural land	2,798,405	\$ 17,646,670	2,644,447	\$ 17,904,196
Acres of grazing land	10,918 352	11,226,717	11,045,566	11,388,845
Acres of coal land	305 936	2,136,823	147,900	2,376,298
Improvements on lands		7,618,665		7,564,609
Improvements on public lands		791,172		610,131
Town and city lots		48,064,422		49,088,580
Improvement on town and city lots		33,162,163		34,947,726
Mining property and gross output		9,890,112		14,786,340
Miles of railroad and other property, as returned by the state board of equalization	4,288	34,759,713	4,338	33,510,041
Miles of telegraph and telephone lines, as returned by the state board of equalization	4,009	561,872	2,796	683,870
Average value of merchandise		8,552,702		8,843,647
Amount of capital employed in manufactures		1,369,553		1,514,371
Horses	195,023	2,498,667	199,894	2,717,533
Mules	7,181	131,138	7,157	130,074
Asses	984	4,107	1,281	4,236
Cattle	755,083	7,737,591	828,396	8,452,009
Sheep	935,839	1,045,943	1,278,075	1,278,075
Swine	38,458	79,301	33,480	74,441
Goats	10,124	10 634	12,467	15,924
All other animals	3,357	12,954	2,584	16,821
Musical instruments	16,480	755,277	18,589	867,777
Clocks and watches	17,088	190,445	18,221	204,406
Diamonds, jewelry, gold and silver plate		194,489		197,543
Amount of money and credits		5,012,825		5,776,825
Carriages and vehicles of every description	47,425	1,234,486	59,180	1,293,787
Household property		1,021,543		1,395,451
All other property		5,222,737		8,493,372
Bank stock or shares in any bank, or stock or shares in any corporation or company		2,353,971		2 639,428
Grand total valuation of counties		\$ 203,486,692		\$ 216,776,356
Number of military polls		42,665		56,956

ACRES OF AGRICULTURAL LAND.

COUNTIES	1899		1900	
	No. of	Valuation	No. of	Valuation
Arapahoe	379,777	\$ 4,008,025	365,267	\$ 4,312,230
Archuleta	5,792	40,730	7,215	26,477
Baca				
Bent	35,904	199,413	34,867	192,170
Boulder	166,083	1,012,940	108,475	1,052,640
Chaffee	13,955	105,455	15,948	110,402
Cheyenne	320	160	320	160
Clear Creek	22,783	52,320	22,800	52,320
Conejos	255,831	743,446	257,911	753,010
Costilla	133,787	449,007	167,787	424,088
Custer	7,508	44,494	7,263	43,625
Delta	62,120	319,770	63,100	339,878
Dolores	2,535	6,077	3,244	7,477
Douglas				
Eagle	12,113	60,625	13,045	64,829
Elbert				
El Paso	125,681	1,008,601	134,181	737,995
Fremont	47,000	400,000	48,000	408,000
Garfield	18,885	101,970	19,641	105,855
Gilpin	19,708	34,675		
Grand			10,560	63,360
Gunnison	30,998	71,565	32,571	75,655
Hinsdale	1,705	2,135		
Huerfano			12,511	53,864
Jefferson	66,750	1,105,201	66,800	1,077,480
Kiowa	1,500	904	1,759	1,055
Kit Carson	557	1,114	878	1,756
Lake	23,094	63,458		
La Plata	14,341	111,285	13,377	109,447
Larimer	121,373	956,205	122,760	964,715
Las Animas	83,196	383,487	61,717	321,365
Lincoln				
Logan				
Mesa	73,696	591,626	76,880	609,689
Mineral	1,370	7,130	1,512	7,560

ACRES OF AGRICULTURAL LAND—Concluded.

COUNTIES	1899		1900	
	No. of	Valuation	No. of	Valuation
Montrose.....	126,889	\$ 422,649	70,804	\$ 346,419
Montezuma.....	14,548	78,904	11,876	60,733
Morgan.....	46,081	128,796	43,592	161,015
Otero.....	65,186	427,595	79,351	504,215
Ouray.....	7,820	38,617	9,861	41,602
Park.....	22,602	101,711	20,620	92,799
Phillips.....				
Pitkin.....	14,110	62,710	14,111	63,065
Prowers.....	131,181	554,030	129,563	536,415
Pueblo.....	41,965	427,743	35,216	431,741
Rio Blanco.....	60 106	155,224	14,983	99,399
Rio Grande.....	67,693	351,005	64,640	337,663
Routt.....	30,244	172,060	31,836	192,382
Saguache.....	71,730	322,785	153,574	691,083
San Juan.....				
San Miguel.....	3,373	8,430	4,068	10,170
Sedgwick.....	19,018	54,038	24,942	49,759
Summit.....	1,510	7,550	1,639	8,195
Teller.....	4,078	28,230	3,893	11,505
Washington.....				
Weld.....	341,909	2,422,775	259,509	2,350,934
Yuma.....				
Totals.....	2,798,405	\$ 17,646,670	2,644,447	\$ 17,904,196

ACRES OF GRAZING LAND.

COUNTIES	1899		1900	
	No. of	Valuation	No. of	Valuation
Arapahoe	871,206	\$ 466,625	911,902	\$ 484,540
Archuleta	110,365	76,337	123,699	102,308
Baca	244,796	48,959	282,365	56,473
Bent	37,084	116,033	91,834	121,938
Boulder	45,927	110,115	100,872	203,435
Chaffee	58,263	68,020	57,691	63,252
Cheyenne	588,263	294,129	590,477	295,478
Clear Creek				
Conejos				
Costilla	762,794	187,604	756,450	114,089
Custer	79,056	148,358	101,906	149,032
Delta	41,722	62,583	45,508	56,885
Dolores				
Douglas	352,365	417,860	347,867	416,410
Eagle	35,011	38,051	37,919	39,526
Elbert	614,192	507,153	630,469	479,640
El Paso	371,209	406,065	391,209	312,967
Fremont	103,622	281,120	103,667	300,805
Garfield	99,443	131,610	102,312	133,700
Gilpin			19,892	35,275
Grand	55,845	102,225	47,067	39,828
Gunnison	37,854	47,590	39,586	49,500
Hinsdale			1,753	2,478
Huerfano			222,311	264,846
Jefferson	214,400	445,359	201,588	432,095
Kiowa	300,362	180,217	307,548	184,528
Kit Carson	434,049	217,024	444,698	222,349
Lake			23,838	66,183
La Plata	69,541	88,499	74,160	101,353
Larimer	486,253	545,460	516,150	567,130
Las Animas	436,666	393,848	457,366	463,835
Lincoln	562,111	342,280		296,458
Logan	419,200	512,930	426,348	445,153
Mesa	64,898	84,573	70,374	96,464
Mineral	10,713	24,855	11,897	23,794

ACRES OF GRAZING LAND—Concluded.

COUNTIES	1899		1900	
	No. of	Valuation	No. of	Valuation
Montrose.....		\$ 25,000	48,700	\$ 63,214
Montezuma.....	60,887	72,064	57,000	66,445
Morgan.....	85,907	105,858	93,478	117,052
Otero.....	86,610	104,885	91,520	113,605
Ouray.....	25,539	25,539	23,864	23,864
Park.....	167,609	88,374	172,050	96,073
Phillips.....	303,113	388,889	310,497	422,984
Pitkin.....	20,152	21,025	21,330	23,120
Prowers.....	107,230	68,475	122,338	86,085
Pueblo.....	494,518	1,287,283	495,328	1,296,954
Rio Blanco.....			46,397	72,396
Rio Grande.....	75,960	118,515	78,766	121,618
Routt.....	106,366	140,676	114,436	149,352
Saguache.....	254,310	454,207	184,000	196,677
San Juan.....	40	400	40	400
San Miguel.....	19,375	24,220	25,048	34,165
Sedgwick.....	210,236	163,856	212,030	159,022
Summit.....	8,742	10,996	9,315	11,654
Teller.....	72,580	72,720	7,297	73,135
Washington.....	267,170	180,973	263,840	180,280
Weld.....	789,918	1,247,025	863,339	1,137,348
Yuma.....	254,880	280,250	262,440	281,795
Totals.....	10,918,352	\$ 11,236,717	11,045,566	\$ 11,358,845

ACRES OF COAL LAND.

COUNTIES	1899		1900	
	No. of	Valuation	No. of	Valuation
Arapahoe	3,365	\$ 3,445	3,365	\$ 3,490
Archuleta				
Baca				
Bent				
Boulder	3,738	73,105	6,555	188,640
Chaffee				
Cheyenne				
Clear Creek				
Conejos				
Costilla				
Custer				
Delta	40	400	200	2,000
Dolores	240	2,400		
Douglas				
Eagle				
Elbert				
El Paso	800	16,000	800	28,824
Fremont	20,000	300,000	20,000	270,000
Garfield		95,990	3,258	97,740
Gilpin				
Grand				
Gunnison	12,193	228,815	11,302	285,485
Hinsdale				
Huerfano	180,926	505,928	7,037	146,546
Jefferson	2,605	23,635	2,706	23,670
Kiowa				
Kit Carson				
Lake				
La Plata	5,096	59,953	8,167	52,027
Larimer				
Las Animas	61,034	672,300	68,204	1,065,905
Lincoln				
Logan				
Mesa	682	8,188	1,283	15,402
Mineral				

ACRES OF COAL LAND—Concluded.

COUNTIES	1899		1900	
	No. of	Valuation	No. of	Valuation
Montrose				
Montezuma			40	\$ 200
Morgan				
Otero				
Ouray	58	\$ 406		
Park	2,553	7,659		
Phillips				
Pitkin	7,079	78,945	7,255	79,825
Prowers				
Pueblo				
Rio Blanco	4,064	40,684	4,108	41,084
Rio Grande				
Route		10,600	2,120	10,600
Saguache				
San Juan				
San Miguel				
Sedgwick				
Summit				
Teller				
Washington				
Weld	1,440	8,370	1,560	54,860
Yuma				
Total	305,936	\$ 2,136,823	147,960	\$ 2,376,298

IMPROVEMENTS ON LANDS.

COUNTIES	1899	1900
Arapahoe	\$ 1,334,840	\$ 1,427,445
Archuleta	12,012	16,075
Baca	3,852	4,104
Bent	27,942	29,235
Boulder	461,070	435,570
Chaffee	89,680	93,710
Cheyenne	2,120	2,340
Clear Creek	312,915	311,180
Conejos	92,490	92,796
Costilla	66,277	69,076
Custer	152,845	150,370
Delta	94,180	100,620
Dolores	71,815	6,000
Douglas	178,885	174,320
Eagle	40,055	37,760
Elbert	38,980	75,575
El Paso	404,865	279,310
Fremont	209,820	221,025
Garfield	111,270	97,185
Gilpin	11,680	11,680
Grand	29,005	29,405
Gunnison	65,230	65,040
Hinsdale	27,630	24,605
Huerfano	193,955	158,226
Jefferson	256,950	276,720
Kiowa	16,389	7,338
Kit Carson	2,637	5,817
Lake	137,855	124,861
La Plata	139,095	153,960
Larimer	434,085	433,295
Las Animas	443,295	250,905
Lincoln	22,215	22,720
Logan	23,355	24,320
Mesa	85,028	191,873
Mineral	7,600	-----

IMPROVEMENTS ON LANDS—Concluded.

COUNTIES	1899	1900
Montrose.....	\$ 76,633	\$ 80,652
Montezuma.....	59,931	61,073
Morgan.....	36,543	37,590
Otero.....	106,185	118,215
Ouray.....	23,549	24,309
Park.....	161,214	149,108
Phillips.....	6,597	7,883
Pitkin.....	56,090	55,165
Prowers.....	50,435	69,045
Pueblo.....	400,290	460,335
Rio Blanco.....	58,190	68,355
Rio Grande.....	153,930	153,322
Routt.....	100,810	109,321
Saguache.....	121,576	174,204
San Juan.....		
San Miguel.....	40,915	36,995
Sedgwick.....	5,255	7,200
Summit.....	9,950	10,190
Teller.....	119,190	133,680
Washington.....	8,380	9,340
Weld.....	401,850	374,096
Yuma.....	19,235	20,070
Totals.....	\$ 6,618,665	\$ 7,564,609

IMPROVEMENTS ON PUBLIC LANDS.

COUNTIES	1899	1900
Arapahoe	\$ 20,410	\$ 20,780
Archuleta	4,747	6,820
Baca	4,819	13,209
Bent	11 538	9,339
Boulder	35,865	12,100
Chaffee	9,065	6,695
Cheyenne	960	1,650
Clear Creek		10,000
Conejos	26,107	29,210
Costilla	4,446	5,809
Custer	8,155	6,295
Delta	2,985	2,509
Dolores	3,085	5,840
Douglas	6,445	8,475
Eagle	4,570	3,835
Elbert	19,065	15,255
El Paso	28,515	20 010
Fremont	9,880	7,220
Garfield	16,225	15,150
Gilpin	91,290	94,390
Grand	3,267	4,335
Gunnison	3,605	3,120
Hinsdale	6,000	7,845
Huerfano	8,910	6,731
Jefferson	3,690	4,255
Kiowa	1,397	2,280
Kit Carson	2,765	1,461
Lake		
La Plata	9,140	7,762
Larimer	18 875	18,245
Las Animas	40,547	12,325
Lincoln	4,830	4,700
Logan	1,770	2,665
Mesa	2,973	3 274
Mineral	9,660	2,185

IMPROVEMENTS ON PUBLIC LANDS—Concluded.

COUNTIES	1899	1900
Montrose.....	\$ 1,545	\$ 1,820
Montezuma.....	9,979	8,127
Morgan.....	-----	2,720
Otero.....	30,595	31,100
Ouray.....	3,105	3,250
Park.....	15,559	12,253
Phillips.....	2,295	2,175
Pitkin.....	5,210	5,210
Prowers.....	2,985	3,395
Pueblo.....	8,105	18,025
Rio Blanco.....	7,680	7,030
Rio Grande.....	30,415	28,900
Routt.....	21,886	17,025
Saguache.....	22,895	25,275
San Juan.....	17,050	26,270
San Miguel.....	19,175	18,625
Sedgwick.....	532	727
Summit.....	9,200	4,990
Teller.....	351,360	13,270
Washington.....	3,130	2,995
Weld.....	-----	-----
Yuma.....	2,870	1,975
Totals.....	\$ 991,172	\$ 610,131

TOWN AND CITY LOTS.

COUNTIES	1899	1900
Arapahoe	\$ 30,124,861	\$ 32,548,941
Archuleta	31,739	46,113
Baca	14,720	157
Bent	33,445	33,005
Boulder	553,810	666,090
Chaffee	197,555	200,211
Cheyenne	3,439	3,446
Clear Creek	204,745	354,785
Conejos	83,858	91,802
Costilla	16,024	10,547
Custer	21,935	22,105
Delta	67,080	71,695
Dolores	71,561	73,554
Douglas	68,887	68,305
Eagle	21,436	22,213
Elbert	4,585	7,680
El Paso	5,717,385	3,987,250
Fremont	705,585	724,365
Garfield	220,090	207,380
Gilpin	6,381	9,348
Grand	6,452	6,774
Gunnison	106,837	115,580
Hinsdale	50,218	48,792
Huerfano	83,818	61,157
Jefferson	497,130	431,605
Kiowa	16,215	6,945
Kit Carson	14,434	9,486
Lake	406,138	411,562
La Plata	521,666	517,556
Larimer	281,140	280,965
Las Animas	856,400	829,281
Lincoln	6,210	4,820
Logan	25,355	26,305
Mesa	344,692	246,002
Mineral	13,692	12,928

TOWN AND CITY LOTS—Concluded.

COUNTIES	1899	1900
Montrose.....	\$ 86,643	\$ 90,896
Montezuma.....	22,836	20,983
Morgan.....	36,015	38,379
Otero.....	146,245	180,900
Ouray.....	93,259	92,780
Park.....	25,957	12,888
Phillips.....	11,716	12,658
Pitkin.....	143,560	142,235
Prowers.....	76,805	77,095
Pueblo.....	4,501,431	4,541,053
Rio Blanco.....	29,080	29,045
Rio Grande.....	106,427	110,205
Routt.....	25,481	28,152
Saguache.....	22,000	64,538
San Juan.....	94,438	78,966
San Miguel.....	122,025	122,995
Sedgwick.....	18,848	18,974
Summit.....	25,607	29,175
Teller.....	758,380	922,820
Washington.....	8,666	4,215
Weld.....	282,915	266,968
Yuma.....	26,570	25,215
Totals.....	\$ 48,064,422	\$ 49,083,580

IMPROVEMENTS ON TOWN AND CITY LOTS.

COUNTIES	1899	1900
Arapahoe	\$ 15,580,965	\$ 17,733,200
Archuleta	13,895	18,444
Baca	1,455	1,080
Bent	47,755	48,403
Boulder	1,192,405	1,333,525
Chaffee	392,065	410,200
Cheyenne	7,697	6,670
Clear Creek	646,170	619,250
Conejos	122,035	128,587
Costilla	50,834	52,845
Custer	43,585	44,205
Delta	91,651	97,739
Dolores	76,090	74,419
Douglas	39,515	40,155
Eagle	41,299	42,260
Elbert	19,595	24,260
El Paso	4,348,865	3,116,255
Fremont	461,710	495,645
Garfield	217,175	215,720
Gilpin	923,141	929,321
Grand	13,335	13,180
Gunnison	163,995	163,145
Hinsdale	89,460	91,157
Huerfano	100,806	77,924
Jefferson	155,530	159,595
Kiowa	2,231	2,038
Kit Carson	7,189	7,285
Lake	744,663	774,190
La Plata	372,902	372,935
Larimer	581,820	559,300
Las Animas	770,911	796,615
Lincoln	8,115	8,155
Logan	35,505	42,960
Mesa	200,309	238,075
Mineral	47,830	59,467

IMPROVEMENTS ON TOWN AND CITY LOTS—Con- cluded.

COUNTIES	1899	1900
Montrose.....	\$ 105,997	\$ 116,343
Montezuma.....	47,695	57,645
Morgan.....	38,185	42,910
Otero.....	256,545	279,530
Ouray.....	155,736	155,204
Park.....	45,025	30,880
Phillips.....	18,256	19,897
Pitkin.....	254,465	217,360
Prowers.....	70,075	91,335
Pueblo.....	2,458,111	2,701,696
Rio Blanco.....	50,830	57,325
Rio Grande.....	173,510	176,705
Routt.....	44,295	49,660
Saguache.....	35,643	-----
San Juan.....	194,560	189,465
San Miguel.....	193,565	212,360
Sedgwick.....	10,315	10,095
Summit.....	103,675	102,525
Teller.....	769,145	1,067,790
Washington.....	13,620	13,400
Weld.....	469,635	516,233
Yuma.....	35,795	36,225
Totals.....	\$ 33,162,163	\$ 4,947,726

MINING PROPERTY AND GROSS OUTPUT.

COUNTIES	1899	1900
Arapahoe.....		
Archuleta.....	\$ 531	\$ 550
Baca.....		
Bent.....		
Boulder.....	500,750	573,860
Chaffee.....	145,985	164,951
Cheyenne.....		
Clear Creek.....	448,945	444,547
Conejos.....	11,690	12,590
Costilla.....	4,170	3,745
Custer.....	14,095	14,560
Delta.....		
Dolores.....	99,429	189,757
Douglas.....		
Eagle.....	89,203	95,317
Elbert.....		
El Paso.....	1,000	2,000
Fremont.....	45,600	48,000
Garfield.....		375
Gilpin.....	437,886	439,325
Grand.....		
Gunnison.....	178,260	186,640
Hinsdale.....	174,340	264,853
Huerfano.....		
Jefferson.....		
Kiowa.....		
Kit Carson.....		
Lake.....	1,674,546	1,830,264
La Plata.....	34,756	52,390
Larimer.....		
Las Animas.....		
Lincoln.....		
Logan.....		
Mesa.....		
Mineral.....	304,270	333,363

MINING PROPERTY AND GROSS OUTPUT—Concluded.

COUNTIES	1899	1900
Montrose.....	\$ 620	\$ 12,602
Montezuma.....	400	716
Morgan.....		
Otero.....		
Ouray.....	575,865	543,034
Park.....	71,958	73,474
Phillips.....		
Pitkin.....	586,380	593,025
Prowers.....		
Pueblo.....		
Rio Blanco.....		
Rio Grande.....	33,380	33,640
Routt.....	7,122	7,167
Saguache.....	65,862	65,056
San Juan.....	800,767	794,607
San Miguel.....	544,660	616,255
Sedgwick.....		
Summit.....	473,666	553,897
Teller.....	2,564,616	6,835,770
Washington.....		
Weld.....		
Yuma.....		
Totals.....	\$ 9,890,112	\$ 14,786,340

MILES OF RAILROAD AND OTHER PROPERTY

AS RETURNED BY THE STATE BOARD OF EQUALIZATION.

COUNTIES	1899		1900	
	No. of	Valuation	No. of	Valuation
Arapahoe	286	\$ 3,900,944	272	\$ 1,784,070
Archuleta	45	164,314	45	174,504
Baca				
Bent	36	381,484	36	383,473
Boulder	116	822,105	113	812,702
Chaffee	163	1,034,354	163	1,058,630
Cheyenne	63	597,297	63	603,690
Clear Creek	29	216,395	25	200,782
Conejos	74	372,537	74	383,411
Costilla	64	290,782		371,821
Custer				
Delta	30	167,906	30	170,150
Dolores	18	67,003	17	78,527
Douglas	91	920,450		976,264
Eagle	88	674,686	87	698,887
Elbert	112	766,066	83	760,899
El Paso	303	2,173,317		2,374,517
Fremont		1,122,276	125	1,217,860
Garfield	132	1,024,582	137	1,084,961
Gilpin	11	90,080	11	90,857
Grand				
Gunnison	174	830,148	176	849,973
Hinsdale	9	38,711	9	36,938
Huerfano	125	679,352	115	733,203
Jefferson	90	534,408	89	514,261
Kiowa	87	701,402	87	686,748
Kit Carson	60	507,573	60	516,316
Lake	104	633,108	102	619,637
La Plata	107	459,637	107	472,952
Larimer	58	434,178	58	395,203
Las Animas	207	1,621,265	207	1,592,730
Lincoln	74	660,521	74	657,568
Logan		674,231	105	666,694
Mesa	109	817,437	108	879,652
Mineral	17	82,909	17	95,727

MILES OF RAILROAD AND OTHER PROPERTY

AS RETURNED BY THE STATE BOARD OF EQUALIZATION—Concluded.

COUNTIES	1899		1900	
	No. of	Valuation	No. of	Valuation
Montrose	51	\$ 286,325	52	\$ 298,123
Montezuma	63	237,313	62	234,793
Morgan	79	701,718	79	718,102
Otero	106	1,031,221	106	1,023,883
Ouray	43	190,323	40	197,673
Park	154	860,985	153	839,477
Phillips	36	182,045	36	173,050
Pitkin	85	563,495	106	549,715
Prowers	38	402,554	38	422,329
Pueblo	246	1,959,229	246	2,075,423
Rio Blanco				
Rio Grande		211,815	40	224,655
Routt				
Saguache		516,585	93	490,135
San Juan	31	101,639	36	125,465
San Miguel	49	177,556	48	180,447
Sedgwick	32	260,433	31	263,379
Summit		325,622	69	315,250
Teller	75	591,204	89	725,409
Washington	40	399,679	40	412,050
Weld	238	1,887,445	338	1,875,975
Yuma	40	408,069	40	421,101
Totals	4,288	\$ 34,759,713	4,338	\$ 33,510,041

MILES OF TELEGRAPH AND TELEPHONE LINES
AS RETURNED BY THE STATE BOARD OF EQUALIZATION.

COUNTIES	1899		1900	
	No. of	Valuation	No. of	Valuation
Arapahoe	150	\$ 191,659	\$ 211,370
Archuleta	20	1,000	20	1,220
Baca
Bent	73	4,236	5,524
Boulder	11,831	207	18,202
Chaffee	227	13,337	18,560
Cheyenne	63	3,798	63	5,064
Clear Creek	29	5,597	7,188
Conejos	73	3,620	73	4,350
Costilla	66	3,300	3,960
Custer	1,360
Delta	31	1,575	30	1,830
Dolores	17	787	962
Douglas	147	15,313	17,730
Eagle	83	4,230	83	5,507
Elbert	56	3,112	5,436
El Paso	235	34,338	62,144
Fremont	12,166	188	14,043
Garfield	117	6,602	8,934
Gilpin	11	4,620	5,669
Grand
Gunnison	195	8,595	195	10,545
Hinsdale	9	405	9	405
Huerfano	81	7,321	88	11,317
Jefferson	135	9,670	135	11,531
Kiowa	87	4,510	87	5,386
Kit Carson	60	3,005	60	3,607
Lake	117	16,663	18,324
La Plata	103	6,866	103	7,402
Larimer	8,149	11,470
Las Animas	222	17,596	222	31,037
Lincoln	73	4,084	74	5,029
Logan	2,144	2,680
Mesa	95	6,230	128	9,048
Mineral	20	900	17	1,100

MILES OF TELEGRAPH AND TELEPHONE LINES

AS RETURNED BY THE STATE BOARD OF EQUALIZATION—Concluded.

COUNTIES	1899		1900	
	No. of	Valuation	No. of	Valuation
Montrose.....	50	\$ 2,600	67	\$ 3,610
Montezuma.....	61	2,767	61	3,382
Morgan.....	79	1,672	79	2,090
Otero.....	181	10,883	217	15,260
Ouray.....	35	1,858	24	2,211
Park.....	239	12,640	238	14,337
Phillips.....				
Pitkin.....	67	8,435		9,080
Prowers.....	77	4,433	77	6,084
Pueblo.....	318	31,721		40,807
Rio Blanco.....				
Rio Grande.....		1,800		2,200
Routt.....				
Saguache.....		4,000		4,800
San Juan.....	14	630		770
San Miguel.....	49	2,275	49	2,765
Sedgwick.....	31	1,645		1,956
Summit.....		3,157		4,030
Teller.....	85	19,982		25,339
Washington.....	3	104	2	130
Weld.....	135	14,061	200	17,105
Yuma.....				
Totals.....	4,009	\$ 561,872	2,796	\$ 683,870

AVERAGE VALUE OF MERCHANDISE.

COUNTIES	1899	1900
Arapahoe	\$ 3,872,175	\$ 4,251,185
Archuleta	8,020	16,955
Baca	2,740	3,490
Bent	13,070	13,747
Boulder	258,085	252,225
Chaffee	77,905	79,139
Cheyenne	2,025	2,000
Clear Creek	114,430	83,945
Conejos	46,260	57,610
Costilla	25,610	42,824
Custer	14,720	16,388
Delta	40,323	47,437
Dolores	21,625	18,875
Douglas	14,215	17,010
Eagle	26,300	26,615
Elbert	16,570	19,440
El Paso	849,085	495,705
Fremont	122,265	115,635
Garfield	46,330	46,265
Gilpin	170,190	171,775
Grand	5,075	5,625
Gunnison	51,500	56,940
Hinsdale	23,381	22,230
Huerfano	89,412	63,865
Jefferson	38,120	50,905
Kiowa	2,225	2,745
Kit Carson	10,180	11,533
Lake	268,707	256,027
La Plata	134,638	152,324
Larimer	116,975	128,595
Las Animas	245,350	278,715
Lincoln	6,560	7,800
Logan	17,600	21,409
Mesa	51,755	68,599
Mineral	28,133	30,620

AVERAGE VALUE OF MERCHANDISE—Concluded.

COUNTIES	1899	1900
Montrose.....	\$ 37,960	\$ 43,363
Montezuma.....	35,160	41,700
Morgan.....	17,560	21,400
Otero.....	70,550	88,185
Ouray.....	56,995	54,460
Park.....	25,720	18,325
Phillips.....	6,973	7,625
Pitkin.....	89,700	78,515
Prowers.....	27,575	35,430
Pueblo.....	546,815	602,687
Rio Blanco.....	29,545	30,214
Rio Grande.....	68,905	65,400
Routt.....	43,425	53,200
Saguache.....	27,075	27,278
Sau Juan.....	56,450	53,000
San Miguel.....	81,815	86,900
Sedgwick.....	5,310	5,900
Summit.....	35,050	37,644
Teller.....	348,135	436,100
Washington.....	4,105	4,359
Weld.....	93,565	100,215
Yuma.....	12,800	15,550
Totals.....	\$ 8,552,702	\$ 8,843,647

AMOUNT OF CAPITAL EMPLOYED IN
MANUFACTURES.

COUNTIES	1899	1900
Arapahoe	\$ 262,435	\$ 315,450
Archuleta	8,300	9,600
Baca		
Bent		
Boulder	64,090	32,075
Chaffee	10,420	1,350
Cheyenne		
Clear Creek	2,400	950
Conejos	5,700	5,050
Costilla	21,590	4,585
Custer	7,375	6,150
Delta	3,100	6,246
Dolores	1,570	13,253
Douglas	6,675	3,175
Eagle		
Elbert		
El Paso	138,085	118,370
Fremont	188,650	195,900
Garfield		
Gilpin	5,050	3,950
Grand	800	1,300
Gunnison	20,560	19,970
Hinsdale	2,400	3,500
Huerfano	4,093	3,550
Jefferson	16,775	26,745
Kiowa	300	350
Kit Carson	1,150	1,825
Lake	9,000	48,850
La Plata	10,070	13,450
Larimer	18,850	15,800
Las Animas	47,995	50,340
Lincoln		
Logan		
Mesa	11,750	10,850
Mineral	2,810	3,900

AMOUNT OF CAPITAL EMPLOYED IN
MANUFACTURES—Concluded.

COUNTIES	1899	1900
Montrose.....	\$ 6,177	\$ 7,065
Montezuma.....	21,662	17,752
Morgan.....	1,050	1,300
Otero.....		20,960
Ouray.....	500	900
Park.....	10,325	5,815
Phillips.....		
Pitkin.....	5,945	4,170
Prowers.....	2,525	3,000
Pueblo.....	426,486	491,885
Rio Blanco.....	7,200	5,800
Rio Grande.....	4,450	5,870
Routt.....	3,300	6,150
Saguache.....	410	100
San Juan.....	500	500
San Miguel.....	300	300
Sedgwick.....		
Summit.....		
Teller.....	1,905	4,960
Washington.....	375	375
Weld.....	4,950	14,915
Yuma.....		
Totals.....	\$ 1,369,553	\$ 1,514,371

HORSES.

COUNTIES	1899		1900	
	No. of	Valuation	No. of	Valuation
Arapahoe	18,891	\$ 275,000	21,006	\$ 348,545
Archuleta	993	11,566	1,157	18,908
Baca	1,951	9,000	2,057	14,548
Bent	2,758	27,877	2,753	28,428
Boulder	7,064	125,115	7,061	119,910
Chaffee	1,284	19,200	1,381	21,992
Cheyenne	792	3,468	806	4,048
Clear Creek	787	21,610	662	24,685
Conejos	4,043	47,833	3,749	50,920
Costilla	2,713	30,835	2,914	33,610
Custer	2,338	36,399	2,077	34,090
Delta	3,930	38,074	4,101	39,381
Dolores	186	3,343	194	3,140
Douglas	3,209	41,475	2,729	38,460
Eagle	1,658	25,294	1,845	25,273
Elbert	4,033	38,910	3,202	37,000
El Paso	7,224	121,465	6,189	88,260
Fremont	3,645	47,335	3,479	43,800
Garfield	2,494	24,215	2,170	21,845
Gilpin	758	28,215	709	26,110
Grand	1,662	18,550	1,864	19,276
Gunnison	2,259	16,320	2,383	21,605
Hinsdale	296	5,825	426	6,855
Huerfano	2,839	59,727	3,288	45,927
Jefferson	6,100	83,263	6,028	88,905
Kiowa	1,387	11,551	1,686	12,251
Kit Carson	2,251	20,871	2,532	22,291
Lake	1,731	45,397	1,872	45,690
La Plata	2,101	33,126	2,219	36,425
Larimer	10,149	147,080	9,538	153,865
Las Animas	7,062	93,834	7,100	94,150
Lincoln	1,353	7,633	1,185	8,301
Logan	3,859	21,545	4,542	28,722
Mesa	4,506	33,355	4,480	35,303
Mineral	640	9,775	684	10,070

HORSES—Concluded.

COUNTIES	1899		1900	
	No. of	Valuation	No. of	Valuation
Montrose.....	2,722	\$ 25,409	3,415	\$ 35,051
Montezuma.....	1,643	33,908	1,866	36,996
Morgan.....	3,429	27,747	3,527	43,054
Otero.....	7,038	60,840	6,611	67,105
Ouray.....	1,256	14,958	1,345	13,988
Park.....	2,988	26,055	2,905	24,270
Phillips.....	1,388	11,522	1,685	14,714
Pitkin.....	1,618	25,260	1,548	23,440
Prowers.....	2,902	23,825	3,549	37,670
Pueblo.....	6,905	126,844	6,967	131,321
Rio Blanco.....	4,926	54,208	4,429	53,229
Rio Grande.....	3,413	53,895	3,587	66,870
Routt.....	7,450	81,356	7,489	87,816
Saguache.....	5,050	52,126	4,907	49,640
San Juan.....	233	4,245	205	3,520
San Miguel.....	1,533	17,880	1,722	19,370
Sedgwick.....	906	8,051	957	9,632
Summit.....	861	13,720	737	14,860
Teller.....	2,323	35,630	3,171	45,185
Washington.....	1,405	13,267	1,576	18,924
Weld.....	13,895	187,190	15,602	251,019
Yuma.....	2,163	18,640	2,016	17,270
Totals.....	195,023	\$ 2,498,067	199,894	\$ 2,717,533

MULES.

COUNTIES	1899		1900	
	No. of	Valuation	No. of	Valuation
Arapahoe	464	\$ 7,395	356	\$ 6,485
Archuleta	56	682	55	728
Baca	59	960	54	737
Bent	154	2,380	152	2,008
Boulder	304	5,000	268	4,590
Chaffee	39	795	27	450
Cheyenne	14	78	8	75
Clear Creek	23	520	18	540
Conejos	116	1,730	67	1,302
Costilla	93	1,502	118	1,765
Custer	34	645	27	475
Delta	196	2,376	113	1,293
Dolores	14	290	21	420
Douglas	74	1,395	86	1,695
Eagle	19	244	14	187
Elbert	166	2,820	127	2,330
El Paso	351	6,630	304	5,460
Fremont	195	3,540	169	3,010
Garfield	64	630	53	580
Gilpin	23	815	29	1,030
Grand	19	195	20	245
Gunnison	100	1,415	103	1,850
Hinsdale	24	675	112	716
Huerfano	282	8,123	243	5,918
Jefferson	120	1,940	123	1,925
Kiowa	19	217	33	298
Kit Carson	35	397	26	291
Lake	66	1,755	67	1,795
La Plata	71	1,255	104	1,884
Latimer	351	5,830	320	6,015
Las Animas	630	26,965	576	20,205
Lincoln	21	120	15	115
Logan	50	400	154	1,010
Mesa	113	1,184	103	1,030
Mineral	6	250	14	360

MULES—Concluded.

COUNTIES	1899		1900	
	No. of	Valuation	No. of	Valuation
Montrose	63	\$ 689	148	\$ 1,747
Montezuma	36	800	43	895
Morgan	88	1,125	133	2,075
Otero	408	5,445	413	6,278
Ouray	108	1,555	107	1,764
Park	62	1,145	36	259
Phillips	31	429	41	460
Pitkin	75	1,360	69	1,340
Prowers	232	3,110	364	3,820
Pueblo	283	8,506	287	8,101
Río Blanco	27	400	27	412
Río Grande	98	2,080	105	2,610
Routt	43	600	47	649
Saguache	134	2,664	104	1,688
San Juan	51	795	51	795
San Miguel	302	2,530	241	2,505
Sedgwick	17	162	18	214
Summit	17	355	18	304
Teller	85	1,700	167	2,900
Washington	38	470	20	320
Weld	552	9,340	588	11,580
Yuma	66	730	42	535
Totals	7,181	\$ 131,138	7,157	\$ 130,074

ASSES.

COUNTIES	1899		1900	
	No. of	Valuation	No. of	Valuation
Arapahoe				
Archuleta			17	\$ 51
Baca				
Bent				
Boulder				
Chaffee	30	\$ 150		
Cheyenne				
Clear Creek	87	875	60	600
Conejos			53	169
Costilla				
Custer			12	55
Deita				
Dolores	50	250	58	310
Douglas	1	75		
Eagle			63	173
Elbert				
El Paso				
Fremont	96	165		
Garfield				
Gilpin				
Grand				
Gunnison	195	200	364	370
Hinsdale				
Huerfano	23	74	22	64
Jefferson				
Kiowa				
Kit Carson				
Lake	25	80	41	110
La Plata				
Larimer				
Las Animas				
Lincoln				
Logan				
Mesa				
Mineral				

ASSES—Concluded.

COUNTIES	1899		1900	
	No. of	Valuation	No. of	Valuation
Montrose.....	2	\$ 35	3	\$ 75
Montezuma.....	18	90	80	245
Morgan.....				
Otero.....				
Ouray.....				
Park.....	172	683	105	210
Phillips.....				
Pitkin.....				
Prowers.....				
Pueblo.....				
Rio Blanco.....				
Rio Grande.....				
Routt.....				
Saguache.....			16	39
San Juan.....	159	795	122	610
San Miguel.....	76	380	214	920
Sedgwick.....				
Summit.....	50	250	49	225
Teller.....				
Washington.....			2	10
Weld.....				
Yuma.....				
Totals.....	984	\$ 4,107	1,281	\$ 4,236

CATTLE.

COUNTIES	1899		1900	
	No. of	Valuation	No. of	Valuation
Arapahoe	38,332	\$ 534,045	46,254	\$ 647,840
Archuleta	5,618	61,372	5,113	53,139
Baca	25,307	101,228	27,041	162,246
Bent	12,061	115,508	10,360	101,637
Boulder	12,048	140,405	13,798	155,915
Chaffee	4,087	34,200	4,369	39,958
Cheyenne	7,598	46,048	7,193	45,085
Clear Creek	667	9,205	553	7,285
Conejos	10,453	116,745	9,818	120,225
Costilla	7,377	78,280	8,350	86,938
Custer	10,058	101,780	9,834	99,230
Delta	14,346	123,899	14,520	135,367
Dolores	442	10,556	1,625	20,434
Douglas	14,026	150,550	12,055	141,715
Eagle	10,719	147,023	13,973	163,727
Elbert	18,211	198,855	17,021	189,800
El Paso	17,320	281,780	20,668	203,200
Fremont	13,774	112,770	13,687	113,190
Garfield	17,950	126,160	22,410	157,580
Gilpin	504	9,405	490	8,625
Grand	8,983	71,842	12,164	96,649
Gunnison	16,217	134,910	15,801	142,570
Hinsdale	1,225	11,260	1,661	17,574
Huerfano	11,770	160,610	11,305	123,101
Jefferson	12,691	130,355	13,727	141,575
Kiowa	12,355	82,416	13,425	93,366
Kit Carson	11,174	90,911	15,818	126,181
Lake	994	18,165	1,151	20,969
La Plata	6,181	62,767	7,630	89,435
Larimer	50,918	538,060	46,075	494,635
Las Animas	24,545	319,831	24,705	312,970
Lincoln	9,911	69,689	12,000	82,783
Logan	22,819	178,970	28,856	220,841
Mesa	17,756	138,712	20,861	167,748
Mineral	1,212	17,804	1,049	14,291

CATTLE—Concluded.

COUNTIES	1899		1900	
	No. of	Valuation	No. of	Valuation
Montrose.....	10,247	\$ 95,483	15,902	\$ 136,910
Montezuma.....	4,609	56,797	5,398	76,492
Morgan.....	10,587	93,005	14,886	132,058
Otero.....	20,608	213,320	24,231	198,215
Ouray.....	4,202	35,282	4,979	46,311
Park.....	16,546	132,368	13,644	109,152
Phillips.....	4,621	40,108	7,839	65,066
Pitkin.....	4,230	40,040	5,079	45,670
Prowers.....	18,826	116,775	21,187	174,890
Pueblo.....	31,441	446,124	30,046	401,053
Rio Blanco.....	24,765	319,617	29,473	374,178
Rio Grande.....	5,869	64,945	6,667	74,155
Routt.....	46,015	489,323	54,209	628,289
Saguache.....	24,349	227,563	22,342	202,509
San Juan.....	130	1,815	121	1,665
San Miguel.....	6,074	50,395	6,018	54,895
Sedgwick.....	4,171	33,407	6,375	64,298
Summit.....	1,379	17,720	1,657	19,025
Teller.....	3,901	47,950	4,455	55,280
Washington.....	10,398	110,808	14,247	158,996
Weld.....	39,570	461,900	40,891	477,448
Yuma.....	11,896	116,730	13,470	132,630
Totals.....	755,083	\$ 7,737,591	828,396	\$ 8,452,009

SHEEP.

COUNTIES	1899		1900	
	No. of	Valuation	No. of	Valuation
Arapahoe	85,732	\$ 103,095	76,350	\$ 100,510
Archuleta	44,684	58,005	48,826	58,769
Baca	18,595	9,300	17,584	13,188
Bent	43,423	33,534	62,314	62,991
Boulder	828	910	2,127	2,360
Chaffee	-----	-----	-----	-----
Cheyenne	10,810	6,486	11,045	6,627
Clear Creek	-----	-----	-----	-----
Conejos	49,691	49,691	57,787	57,787
Costilla	12,374	12,374	14,262	14,262
Custer	181	158	36	40
Delta	3,555	2,681	5,412	8,119
Dolores	5,800	5,800	-----	-----
Douglas	-----	-----	-----	-----
Eagle	47	92	48	72
Elbert	25,607	25,607	28,640	28,640
El Paso	20,112	20,670	19,910	19,910
Fremont	-----	-----	-----	-----
Garfield	30	40	50	75
Gilpin	-----	-----	-----	-----
Grand	139	139	146	146
Gunnison	9,265	9,265	15,551	23,325
Hinsdale	-----	-----	-----	-----
Huerfano	39,052	61,512	41,372	53,377
Jefferson	2,772	2,782	2,647	2,747
Kiowa	6,600	3,300	7,350	5,512
Kit Carson	9,892	9,892	6,712	8,489
Lake	8	15	15	37
La Plata	9,918	9,955	18,994	19,644
Larimer	11,848	21,220	13,252	23,840
Las Animas	95,570	127,225	117,453	148,640
Lincoln	60,910	60,910	69,360	69,360
Logan	18,067	13,550	18,557	18,555
Mesa	4,254	4,254	5,158	5,162
Mineral	2,000	2,000	-----	-----

SHEEP—Concluded.

COUNTIES	1899		1900	
	No. of	Valuation	No. of	Valuation
Montrose	21,472	\$ 21,457	35,564	\$ 53,345
Montezuma	13,261	13,261	2,743	2,750
Morgan	56,936	56,936	69,684	71,059
Otero	27,679	23,810	37,019	36,095
Ouray	3,548	2,660	5,079	7,618
Park	31,583	39,464	20,080	25,103
Phillips	2,290	2,290	4,747	4,757
Pitkin				
Prowers	11,116	8,335	16,723	16,725
Pueblo	6,626	11,866	6,501	12,752
Rio Grande	11	30	13	26
Rio Blanco	21,245	21,255	19,790	19,790
Routt	19,100	28,650	14,112	28,224
Saguache	33,499	33,499	30,220	30,220
San Juan	6	6	12	12
San Miguel	7,642	5,735	3,110	4,655
Sedgwick	4,023	2,991	3,528	3,528
Summit	45	90	81	163
Teller	1,100	770		
Washington	15,268	16,406	13,770	16,335
Weld	65,039	98,330	125,035	188,224
Yuma	2,640	3,640	4,054	4,510
Totals	935,893	\$ 1,045,943	1,082,823	\$ 1,278,075

SWINE.

COUNTIES	1899		1900	
	No. of	Valuation	No. of	Valuation
Arapahoe	5,049	\$ 8,190	4,643	\$ 11,955
Archuleta	126	287	117	234
Baca	112	249	115	125
Bent	902	906	525	735
Boulder	816	2,275	1,009	3,120
Chaffee	867	1,865	284	688
Cheyenne	30	42	13	28
Clear Creek				
Conejos	795	1,587	671	1,312
Costilla	432	901	266	548
Custer	163	503	127	395
Delta	800	1,883	845	1,351
Dolores				
Douglas	713	1,995	520	1,385
Eagle	97	541	173	527
Elbert	464	1,115	385	985
El Paso	1,826	3,320	879	1,385
Fremont	478	1,150	460	1,040
Garfield	362	435	316	385
Gilpin				
Grand	68	68	40	40
Gunnison	59	80	44	75
Hinsdale	3	13	10	45
Huerfano	427	939	345	701
Jefferson	905	2,435	752	1,865
Kiowa	6	12		23
Kit Carson	639	860	290	354
Lake	9	30	6	20
La Plata	388	1,235	468	968
Larimer	780	2,715	862	2,185
Las Animas	828	2,180	332	983
Lincoln	92	89	60	85
Logan	648	1,220	449	600
Mesa	1,070	1,915	1,244	2,145
Mineral	8	16	1	5

SWINE—Concluded.

COUNTIES	1899		1900	
	No. of	Valuation	No. of	Valuation
Montrose	405	\$ 567	522	\$ 1,152
Montezuma	739	1,709	1,141	1,998
Morgan	3,000	6,042	3,251	6,532
Otero	3,202	6,940	1,950	3,250
Ouray	88	159	62	134
Park	57	155	69	146
Phillips	287	565	402	504
Pitkin	223	460	170	345
Prowers	2,258	3,385	1,095	1,680
Pueblo	1,087	1,752	1,142	2,865
Rio Blanco	166	458	164	343
Rio Grande	1,575	3,290	1,406	3,289
Routt	362	851	256	817
Saguache	546	1,031	533	923
San Juan				
San Miguel	78	195	154	328
Sedgwick	154	308	201	620
Summit	50	115	20	48
Teller	34	90	45	160
Washington	422	1,028	344	913
Weld	2,301	6,825	3,247	8,577
Yuma	1,462	2,295	1 055	1,225
Totals	38,458	\$ 79,301	33,480	\$ 74,441

GOATS.

COUNTIES	1899		1900	
	No. of	Valuation	No. of	Valuation
Arapahoe				
Archuleta			276	\$ 331
Baca				
Bent				
Boulder				
Chaffee				
Cheyenne				
Clear Creek				
Conejos			459	459
Costilla	739	\$ 739	1,257	1,257
Custer				
Delta				
Dolores				
Douglas				
Eagle				
Elbert				
El Paso				
Fremont				
Garfield				
Gilpin				
Grand				
Gunnison				
Hinsdale				
Huerfano	628	969	761	1,072
Jefferson				
Kiowa				
Kit Carson				
Lake				
La Plata				
Larimer				
Las Animas	8,077	8,231	8,573	8,580
Lincoln				
Logan				
Mesa	16	30	20	408
Mineral				

GOATS—Concluded.

COUNTIES	1899		1900	
	No. of	Valuation	No. of	Valuation
Montrose.....	656	\$ 655	3,331	\$ 3,331
Montezuma.....				
Morgan.....			9	9
Otero.....				
Ouray.....				
Park.....				
Phillips.....				
Pitkin.....				
Prowers.....				
Pueblo.....				
Rio Blanco.....			59	118
Rio Grande.....				
Routt.....				
Saguache.....			527	399
San Juan.....				
San Miguel.....				
Sedgwick.....				
Summit.....				
Teller.....	8	10	7	10
Washington.....				
Weld.....				
Yuma.....				
Totals.....	10,124	\$ 10,634	12,467	\$ 15,924

ALL OTHER ANIMALS.

COUNTIES	1899		1900	
	No. of	Valuation	No. of	Valuation
Arapahoe	580	\$ 2,140	603	\$ 4,685
Archuleta	151	153	-----	-----
Baca	-----	-----	-----	-----
Bent	12	179	2	4
Boulder	87	315	50	1,295
Chaffee	12	265	22	133
Cheyenne	-----	-----	-----	-----
Clear Creek	-----	-----	47	820
Conejos	193	261	-----	-----
Costilla	-----	-----	-----	-----
Custer	12	50	-----	-----
Delta	54	155	48	134
Dolores	-----	-----	-----	-----
Douglas	-----	-----	3	110
Eagle	56	169	-----	-----
Elbert	-----	-----	-----	-----
El Paso	617	3,055	222	955
Fremont	-----	-----	113	175
Garfield	-----	-----	-----	-----
Gilpin	-----	-----	-----	-----
Grand	-----	-----	-----	-----
Gunnison	-----	-----	-----	-----
Hinsdale	75	375	-----	-----
Huerfano	-----	-----	-----	-----
Jefferson	11	20	10	25
Kiowa	-----	-----	2	5
Kit Carson	4	6	13	96
Lake	-----	-----	-----	-----
La Plata	398	327	376	269
Larimer	3	155	14	345
Las Animas	-----	-----	-----	-----
Lincoln	-----	-----	-----	-----
Logan	-----	-----	-----	-----
Mesa	43	503	36	437
Mineral	-----	-----	1	3

ALL OTHER ANIMALS—Concluded.

COUNTIES	1899		1900	
	No. of	Valuation	No. of	Valuation
Montrose.....	50	\$ 50	200	\$ 400
Montezuma.....				
Morgan.....	22	80		
Otero.....	44	385	166	990
Ouray.....	161	488	207	582
Park.....				
Phillips.....				
Pitkin.....	60	130	72	140
Prowers.....	7	415	159	1 055
Pueblo.....	117	1,360	126	3,093
Rio Blanco.....	92	596	8	120
Rio Grande.....				
Routt.....	88	704	81	810
Saguache.....	408	615		
San Juan.....				
San Miguel.....				
Sedgwick.....				
Summit.....				
Teller.....			3	140
Washington.....				
Weld.....				
Yuma.....				
Totals.....	3,357	\$ 12,954	2,584	\$ 16,821

MUSICAL INSTRUMENTS.

COUNTIES	1899		1900	
	No. of	Valuation	No. of	Valuation
Arapahoe	7,938	\$ 410,350	8,888	\$ 464,015
Archuleta	16	360	25	496
Baca	17	200	18	196
Bent	54	1,500	65	1,600
Boulder	732	31,020	890	33,755
Chaffee	208	9,840	193	9,898
Cheyenne	9	99	11	129
Clear Creek	171	9,895	135	9,245
Conejos		2,328	97	2,910
Costilla	74	1,667	85	2,040
Custer	78	2,630	72	2,715
Delta	109	3,243	153	4,323
Dolores	19	1,400	22	1,150
Douglas	79	2,425	95	2,980
Eagle	44	3,050	56	3,550
Elbert	22	885		1,140
El Paso	911	41,605	1,035	53,565
Fremont	322	8,650	335	8,600
Garfield	28	1,075	23	1,075
Gilpin	134	10,340	117	8,980
Grand				
Gunnison	123	3,065	123	3,250
Hinsdale	39	2,275	37	2,115
Huerfano	77	2,507	79	2,277
Jefferson	321	6,970	356	8,710
Kiowa	20	265	42	435
Kit Carson	56	566	64	766
Lake	395	20,795	424	23,425
La Plata	151	5,499	134	5,728
Larimer	498	24,410	527	34,135
Las Animas	249	10,810	223	9,525
Lincoln	24	840	21	610
Logan	45	480	99	1,197
Mesa	162	4,846	137	5,095
Mineral	56	3,628	65	4,040

MUSICAL INSTRUMENTS—Concluded.

COUNTIES	1899		1900	
	No. of	Valuation	No. of	Valuation
Montrose.....	85	\$ 2,108	117	\$ 3,400
Montezuma.....	60	2,253	64	3,085
Morgan.....	93	1,140	89	1,950
Otero.....	284	7,510	316	8,810
Ouray.....	108	4,570	119	5,457
Park.....	83	2,289	115	2,355
Phillips.....	29	433	25	663
Pitkin.....	324	17,430	295	13,720
Prowers.....	61	2,220	63	3,255
Pueblo.....	829	30,100	867	32,171
Río Blanco.....	41	1,847	50	2,350
Río Grande.....	131	3,535	156	8,345
Routt.....	71	2,555	93	2,883
Saguache.....	85	3,207	112	3,926
San Juan.....	52	3,840	45	3,165
San Miguel.....	48	3,350	59	3,482
Sedgwick.....	12	205	37	560
Summit.....	83	4,467	88	4,242
Teller.....	323	15,395	510	28,620
Washington.....	51	1,065	61	1,435
Weld.....	400	12,830	613	17,688
Yuma.....	46	500	49	550
Totals.....	16,480	\$ 755,277	18,589	\$ 867,777

CLOCKS AND WATCHES.

COUNTIES	1899		1900	
	No. of	Valuation	No. of	Valuation
Arapahoe	7,203	\$ 95,950	6,929	\$ 103,260
Archuleta	26	68	80	362
Baca	66	174	66	186
Bent	117	356	139	509
Boulder	449	6,220	892	8,350
Chaffee	314	2,910	304	2,522
Cheyenne	16	85	36	135
Clear Creek		1,120	37	780
Conejos	220	1,185	246	1,423
Costilla	157	550	126	490
Custer	32	595	32	430
Delta	53	396	26	210
Dolores	56	811	33	450
Douglas	45	490	110	880
Eagle	83	723	73	560
Elbert		505		520
El Paso	1,323	19,385	1,067	15,585
Fremont	254	1,985	237	1,900
Garfield	26	265	39	400
Gilpin	8	495	5	305
Grand				
Gunnison	197	1,610	213	1,930
Hinsdale	15	315	46	553
Huerfano	112	873	140	966
Jefferson	295	2,315	290	2,325
Kiowa	49	243	90	515
Kit Carson	149	265	187	371
Lake	31	620	45	895
La Plata	322	3,218	332	3,312
Larimer	483	4,245	396	4,640
Las Animas	557	5,193	508	4,652
Lincoln	37	213	23	117
Logan				
Mesa	293	1,963	323	2,152
Mineral	75	872	132	1,187

CLOCKS AND WATCHES—Concluded.

COUNTIES	1899		1900	
	No. of	Valuation	No. of	Valuation
Montrose.....	74	\$ 512	192	\$ 1,297
Montezuma.....	24	315	28	310
Morgan.....	54	151	66	195
Otero.....	432	3,535	429	3,065
Ouray.....	63	633	401	3,995
Park.....	469	1,878	457	1,697
Phillips.....	33	165	31	155
Pitkin.....	242	3,025	188	2,140
Prowers.....	14	130	4	45
Pueblo.....	1,620	14,498	1,597	14,441
Rio Blanco.....	11	154	5	67
Rio Grande.....	84	875	165	1,880
Routt.....	62	746	177	1,319
Saguache.....	210	871	255	1,407
San Juan.....	12	240	13	155
San Miguel.....	68	870	64	820
Sedgwick.....	8	44	36	184
Summit.....	76	1,175	74	995
Teller.....	135	1,940	303	3,610
Washington.....	46	250	100	575
Weld.....	240	1,910	406	2,937
Yuma.....	48	310	28	235
Totals.....	17,088	\$ 190,445	18,221	\$ 204,406

DIAMONDS, JEWELRY, GOLD AND SILVER
PLATE.

COUNTIES	1899	1900
Arapahoe	\$ 147,715	\$ 155,310
Archuleta		125
Baca		
Bent		
Boulder	1,520	2,550
Chaffee	340	16
Cheyenne		
Clear Creek	1,455	250
Conejos	275	450
Costilla	165	50
Custer		
Delta	165	20
Dolores	300	
Douglas	200	210
Eagle		
Elbert		
El Paso	22,855	17,650
Fremont	3,635	500
Garfield		
Gilpin	590	635
Grand		
Gunnison	100	100
Hinsdale	200	235
Huerfano		35
Jefferson	75	370
Kiowa		
Kit Carson		30
Lake	710	960
La Plata	747	535
Larimer	300	325
Las Animas	2,845	2,050
Lincoln		
Logan		
Mesa	198	367
Mineral	275	185

DIAMONDS, JEWELRY, GOLD AND SILVER
PLATE—Concluded.

COUNTIES	1899	1900
Montrose.....	\$ 65	\$ 50
Montezuma.....		
Morgan.....		
Otero.....	395	400
Ouray.....	216	211
Park.....	145	150
Phillips.....		
Pitkin.....	2,225	1,670
Prowers.....		
Pueblo.....	3,746	4,867
Rio Blanco.....	30	90
Rio Grande.....		200
Routt.....		
Saguache.....	12	12
San Juan.....	400	450
San Miguel.....	585	685
Sedgwick.....		
Summit.....	20	20
Teller.....	1,845	5,465
Washington.....	50	40
Weld.....	90	275
Yuma.....		
Totals.....	\$ 194,489	\$ 197,543

AMOUNT OF MONEY AND CREDITS.

COUNTIES	1899	1900
Arapahoe	\$ 3,155,515	\$ 3,445,445
Archuleta		2,286
Baca	1,810	2,963
Bent	4,000	3,900
Boulder	293,330	237,335
Chaffee	2,240	9,375
Cheyenne		1,000
Clear Creek	30,205	31,778
Conejos	9,748	4,700
Costilla	3,200	8,400
Custer	11,400	11,500
Delta	19,132	27,251
Dolores	2,050	
Douglas	3,660	10,820
Eagle	3,300	6,297
Elbert	14,800	14,700
El Paso	646,280	319,325
Fremont	14,960	28,855
Garfield	3,100	3,000
Gilpin		
Grand	7,964	2,190
Gunnison	4,420	7,000
Hinsdale	6,750	5,100
Huerfano	39,697	13,492
Jefferson	23,980	12,205
Kiowa	1,650	10,650
Kit Carson	4,519	3,587
Lake	45,416	32,498
La Plata	18,024	29,329
Larimer	119,420	125,205
Las Animas	39,921	125,580
Lincoln	6,180	900
Logan	1,650	3,141
Mesa	13,701	25,957
Mineral	650	1,390

AMOUNT OF MONEY AND CREDITS—Concluded.

COUNTIES	1899	1900
Montrose.....	\$ 3,340	\$ 4,805
Montezuma.....	4,265	4,650
Morgan.....	14,705	16,450
Otero.....	29,940	45,530
Ouray.....	5,695	13,198
Park.....	9,850	9,650
Phillips.....	3,810	1,525
Pitkin.....	32,705	17,020
Prowers.....	1,600	3,050
Pueblo.....	46,471	58,324
Rio Blanco.....	11,330	9,875
Rio Grande.....	15,400	14,005
Routt.....	36,050	39,000
Saguache.....	33,238	35,367
San Juan.....		
San Miguel.....	13,000	16,210
Sedgwick.....	4,056	4,200
Summit.....	10,785	10,005
Teller.....	38,890	57,665
Washington.....	945	1,625
Weld.....	125,185	823,033
Yuma.....	18,950	23,690
Totals.....	\$ 5,012,825	\$ 5,776,825

CARRIAGES AND VEHICLES OF EVERY DESCRIPTION.

COUNTIES	1899		1900	
	No. of	Valuation	No. of	Valuation
Arapahoe		\$ 465,700	10,582	\$ 497,785
Archuleta	218	3,376	274	4,785
Baca	223	2,115	247	2,138
Bent	447	5,138	460	6,207
Boulder	2,901	54,955	2,557	55,490
Chaffee	769	12,540	728	11,949
Cheyenne	60	552	62	575
Clear Creek	337	9,455	276	6,645
Conejos	1,252	17,139	1,122	17,681
Costilla	525	9,019	447	8,207
Custer	668	11,970	639	12,265
Delta	963	13,188	1,346	16,142
Dolores	75	1,577	59	1,265
Douglas	685	12,210	753	11,965
Eagle	281	6,025	399	5,899
Elbert		1,700		11,000
El Paso	2,883	65,490	3,058	56,370
Fremont	1,694	21,195	1,682	20,435
Garfield	509	5,515	521	5,625
Gilpin	415	14,472	388	13,927
Grand	188	4,090	191	3,575
Gunnison	594	6,030	759	8,060
Hinsdale	158	3,485	156	2,901
Huerfano	879	16,759	899	14,182
Jefferson	2,004	26,540	2,235	31,165
Kiowa	99	720	121	970
Kit Carson	372	2,015	335	2,033
Lake	1,225	27,115	1,398	28,940
La Plata	814	13,995	879	16,116
Larimer	3,793	44,310	2,467	47,145
Las Animas	1,738	33,238	1,730	31,715
Lincoln	208	1,227	102	1,039
Logan	404	4,105	635	5,217
Mesa	1,486	14,747	1,829	18,477
Mineral	218	4,710	220	4,432

**CARRIAGES AND VEHICLES OF EVERY
DESCRIPTION—Concluded.**

COUNTIES	1899		1900	
	No. of	Valuation	No. of	Valuation
Montrose	991	\$ 9,603	1,182	\$ 14,899
Montezuma	468	10,016	523	9,879
Morgan	528	4,305	576	5,107
Otero	1,703	19,195	1,742	19,860
Ouray	375	5,394	402	6,117
Park	654	12,447	459	7,941
Phillips	251	1,298	398	2,177
Pitkin	647	12,590	909	13,530
Prowers	512	6,270	583	6,815
Pueblo	3,423	66,112	2,758	56,865
Rio Blanco	445	7,822	475	8,502
Rio Grande	1,177	18,805	1,260	21,878
Routt		15,070		20,443
Saguache	1,091	20,948	1,205	19,101
San Juan	85	2,515	68	2,325
San Miguel	266	4,835	367	6,155
Sedgwick	132	1,080	172	1,960
Summit	482	7,895	435	7,505
Teller	997	15,115	1,206	20,950
Washington	252	1,839	146	2,193
Weld	3,499	52,255	4,267	54,943
Yuma	362	2,760	390	2,790
Totals	47,425	\$ 1,234,486	59,180	\$ 1,293,787

HOUSEHOLD PROPERTY.

COUNTIES	1899	1900
Arapahoe	\$ 641,365	\$ 739,270
Archuleta		100
Baca		
Bent	100	370
Boulder	34,740	6,885
Chaffee	4,275	4,035
Cheyenne		
Clear Creek	3,520	4,535
Conejos	1,100	1,550
Costilla	125	180
Custer		100
Delta	500	660
Dolores	2,750	1,250
Douglas	450	250
Eagle	500	300
Elbert		
El Paso	206,270	140,400
Fremont	3,975	3,700
Garfield	6,200	5,600
Gilpin	1,650	1,550
Grand		
Gunnison	920	120
Hinsdale	1,760	2,230
Huerfano	251	200
Jefferson	3,100	2,900
Kiowa		
Kit Carson		
Lake	10,175	19,120
La Plata	4,145	5,940
Larimer	7,120	5,910
Las Animas	10,180	6,985
Lincoln	100	300
Logan		
Mesa	2,177	2,620
Mineral	350	600

HOUSEHOLD PROPERTY—Concluded.

COUNTIES	1899	1900
Montrose	\$ 1,015	\$ 1,575
Montezuma		100
Morgan		
Otero	2,480	3,875
Ouray	3,735	3,460
Park	300	1,965
Phillips		
Pitkin	6,965	5,155
Prowers	1,150	1,050
Pueblo	26,835	47,386
Rio Blanco	1,150	1,150
Rio Grande	1,200	2,150
Routt	100	300
Saguache	450	430
San Juan	3,000	3,100
San Miguel	4,745	4,020
Sedgwick	100	100
Summit	1,275	1,250
Teller	15,015	326,205
Washington	200	260
Weld	3,430	4,260
Yuma	600	
Totals	\$ 1,021,543	\$ 1,365,451

ALL OTHER PROPERTY.

COUNTIES	1899	1900
Arapahoe	\$ 3,199,245	\$ 6,469,835
Archuleta	11,627	40,781
Baca	1,553	1,890
Bent	9,860	8,687
Boulder	49,065	80,235
Chaffee	15,820	22,820
Cheyenne	125	775
Clear Creek	13,630	6,610
Conejos	28,279	25,051
Costilla	30,404	32,768
Custer	6,865	7,685
Delta	33,249	18,737
Dolores	10,121	2,480
Douglas	55,160	55,175
Eagle	30,830	29,935
Elbert	18,108	6,000
El Paso	129,781	124,865
Fremont	18,740	28,328
Garfield	32,655	32,895
Gilpin	10,498	9,310
Grand	3,155	2,560
Gunnison	11,660	10,790
Hinsdale	7,405	5,640
Huerfano	27,839	29,853
Jefferson	57,290	89,590
Kiowa	1,150	916
Kit Carson	3,569	4,183
Lake	40,220	43,625
La Plata	134,316	101,238
Larimer	58,160	34,792
Las Animas	108,190	123,948
Lincoln	2,209	1,915
Logan	2,920	5,507
Mesa	28,171	28,633
Mineral	8,478	3,896

ALL OTHER PROPERTY—Concluded.

COUNTIES	1899	1900
Montrose	\$ 38,785	\$ 43,439
Montezuma	48,900	47,339
Morgan	5,000	5,756
Otero	17,635	14,120
Ouray	17,042	16,806
Park	18,152	13,323
Phillips	8,942	7,500
Pitkin	180,780	166,955
Prowers	11,345	12,815
Pueblo	256,419	329,609
Rio Blanco	14,337	16,033
Rio Grande	89,045	94,958
Routt	23,052	28,224
Saguache	65,601	9,793
San Juan	8,250	8,350
San Miguel	18,700	20,080
Sedgwick	1,220	900
Summit	9,540	16,870
Teller	98,285	41,160
Washington	2,240	3,001
Weld	86,280	98,718
Yuma	2,970	5,665
Totals	\$ 5,222,737	\$ 8,493,372

**BANK STOCK OR SHARES IN ANY BANK, OR STOCK
OR SHARES IN ANY CORPORATION
OR COMPANY.**

COUNTIES	1899	1900
Arapahoe.....	\$ 1,375,120	\$ 1,678,850
Archuleta.....		
Baca.....		
Bent.....	22,665	19,021
Boulder.....		
Chaffee.....	31,110	31,050
Cheyenne.....		
Clear Creek.....	25	725
Conejos.....	345	80
Costilla.....		
Custer.....		
Delta.....		8,864
Dolores.....	17,500	15,000
Douglas.....		15
Eagle.....		
Elbert.....		
El Paso.....	340,770	260,975
Fremont.....	32,500	32,500
Garfield.....	8,125	9,985
Gilpin.....	82,500	82,500
Grand.....		
Gunnison.....	12,000	12,500
Hinsdale.....		
Huerfano.....		
Jefferson.....		25
Kiowa.....		
Kit Carson.....		
Lake.....	77,795	94,611
La Plata.....	20,354	21,213
Larimer.....	59,465	70,000
Las Animas.....	63,052	47,750
Lincoln.....		
Logan.....		
Mesa.....	7,521	75
Mineral.....		

**BANK STOCK OR SHARES IN ANY BANK, OR STOCK
OR SHARES IN ANY CORPORATION
OR COMPANY—Concluded.**

COUNTIES	1899	1900
Montrose.....	\$ 22,984	\$ 29,300
Montezuma.....		
Morgan.....		
Otero.....	44,595	46,275
Ouray.....		20
Park.....		
Phillips.....		
Pitkin.....	16,665	16,665
Prowers.....	14,975	15,785
Pueblo.....		
Rio Blanco.....		
Rio Grande.....		11,684
Routt.....	50	
Saguache.....	50	100
San Juan.....	52,200	52,200
San Miguel.....	31,065	32,650
Sedgwick.....		
Summit.....		
Teller.....	20,060	250
Washington.....	500	50
Weld.....		48,970
Yuma.....		
Totals.....	\$ 2,353,971	\$ 2,639,428


STATEMENT

Showing the Rate of Tax Levy for General and Special Purposes, for
the Years 1876 to 1900, Inclusive,

AND

ABSTRACT OF ASSESSMENTS


Of State, by Counties, from 1877 to 1900, Inclusive.



STATEMENT

SHOWING THE REBATES ON TAX LEVIES OF ALL FUNDS FOR THE TWO FISCAL YEARS OF 1899 AND 1900.

Table with columns: COUNTIES, General Revenue, Mule and Blood, Agricultural College, School of Mines, Normal School, University, Insane Asylum, Stock Inspection, War Debt, Capitol Building, Interest on Capitol Building Bonds, Capitol Building Bond Sinking Fund, Spanish-American War, Military, University Special, Capitol Building and Interest on Capitol Building Bonds, Interest on Insurrection Bonds, Totals. Rows list 57 counties from Arapahoe to Yuma, plus a Totals row.



LIST OF WARRANTS

Drawn Against the General Incidental Fund.

LIST OF WARRANTS

DRAWN AGAINST THE GENERAL INCIDENTAL FUND.

Date of Warrant	No. of Warrant	TO WHOM ISSUED (Payable)	Amount
1899			
February	18	787 Thomas E. Gorman	\$ 206 70
		788 Thomas L. Everly	160 80
		789 Clara B. Pique	76 00
		790 H. C. Nichols	177 00
		791 John Cameron	150 00
		792 John Rowley	121 80
February	28	843 Lawrence Book and Stationery Co.	302 86
		844 Smith-Brooks Printing Co.	2,457 84
		845 Elmer F. Beckwith	248 45
		874 W. H. Kistler Stationery Co.	424 79
		875 J. S. Stahl & Co.	286 45
		876 Pacific Express Co.	31 36
		877 Denver Rubber Stamp Co.	2 35
		878 Times-Sun Publishing Co.	1 11
		879 Denver & Rio Grande Express Co.	35 17
		880 A. S. Carter & Co.	25 85
		881 Wyckoff, Seamans & Benedict	6 00
		882 Merchants Publishing Co.	121 25
		883 Western Union Telegraph Co	10 19
		884 G. S. Bowers	6 00
		912 Western Lithographing Co.	50 00
		952 James A. Rose	9 50
		953 Helen L. Grenfell	3 00
March	18	968 Elmer F. Beckwith	100 00
		969 Banks & Brothers	571 10
		977 Smith-Brooks Printing Co.	3,399 00
		1003 Times-Sun Publishing Co.	288 97
		1004 Times-Sun Publishing Co.	218 67
		1005 Elmer F. Beckwith	148 00
		1101 Smith-Brooks Printing Co.	1,930 10
April	6	1122 Elmer F. Beckwith	148 25
		1137 Smith Brooks Printing Co.	6,578 74
April	11	1153 W. H. Kistler Stationery Co.	173 80
April	12	1164 W. H. Kistler Stationery Co.	203 30

LIST OF WARRANTS

DRAWN AGAINST THE GENERAL INCIDENTAL FUND—Continued.

Date of Warrant	No. of Warrant	TO WHOM ISSUED (Payable)	Amount
1899			
April	12	1165 Mills Publishing Co.	\$ 31 50
		1166 Bowman Art Co.	10 00
April	18	1223 O. E. Harris.....	50 00
		1224 J. H. Clark.....	50 00
		1225 P. M. Cooke.....	50 00
April	22	1327 Rubber Stamp Co.	17 00
April	24	1333 Lawrence Book and Stationery Co.	16 25
		1352 P. M. Cooke.....	50 00
April	30	1410 O. E. Harris.....	50 00
		1418 Julius H. Clark.....	50 00
		1459 C. C. Ford.....	18 40
		1468 Elmer F. Beckwith.....	373 97
May	6	1521 Mills Publishing Co.	39 00
		1558 Smith-Brooks Printing Co.	284 35
		1566 Smith-Brooks Printing Co.	1,140 96
		1568 Lawrence Book and Stationery Co.	5 33
		1578 Lawrence Book and Stationery Co.	85 37
		1587 Will C. Ferril.....	2 60
		1588 Martha A. Shute.....	4 00
		1589 Pacific Express Co.	70 97
		1590 John E. Field.....	4 05
		1591 J. H. Fesler.....	5 00
		1592 J. S. Stahl & Co.	125 35
		1593 D. & R. G. Express Co.	45 40
		1594 W. & L. E. Gurley.....	5 00
		1595 Western Paper Box Co.	15 00
		1596 Adams Express Co.	12 36
		1597 Wells Fargo & Co.	29 31
		1600 Chas. S. Cooper.....	52 00
1601 A. S. Carter.....	29 00		
1602 James Perchard.....	28 00		
1603 Wyckoff, Seamans & Benedict.....	16 00		

LIST OF WARRANTS

DRAWN AGAINST THE GENERAL INCIDENTAL FUND—Continued.

Date of Warrant	No. of Warrant	TO WHOM ISSUED (Payable)	Amount
1899			
May	6	1604 John Carson & Bros.....	\$ 3 00
		1605 J. L. J. Lallie.....	4 80
		1606 J. H. McKenney.....	5 00
May	23	1616 W. H. Kistler Stationery Co.....	167 45
		1706 J. S. Stahl & Co.....	29 25
		1731 Elmer F. Beckwith.....	96 00
June	9	1813 Smith-Brooks Printing Co.....	287 48
		1839 Elmer F. Beckwith.....	100 00
		1875 Charles Hendrie.....	25 00
		1876 Smith-Brooks Printing Co.....	239 55
		1885 Elmer F. Beckwith.....	202 50
		1886 Will C. Ferril.....	2 00
		1897 Wyckoff, Seamans & Benedict.....	12 00
		1902 Kistler Stationery Co.....	308 12
September	28	2486 Smith-Brooks Printing Co.....	484 54
		2565 Elmer F. Beckwith.....	216 30
		2602 The Curran Co.....	4 25
		2629 Ballinger & Richards.....	30 00
October	10	2642 Smith-Brooks Printing Co.....	1,889 85
October	31	2663 Julius H. Clark.....	50 00
		2664 P. M. Cooke.....	50 00
		2665 O. E. Harris.....	50 00
		2691 James S. Griffiths.....	40 00
		2693 Horace E. Wheeler.....	55 00
		2710 Smith-Brooks Printing Co.....	2,110 66
		2720 Julius H. Clark.....	50 00
October	28	2793 O. E. Harris.....	50 00
October	31	2794 P. M. Cooke.....	50 00
		2815 Elmer F. Beckwith.....	59 70
		2839 Denver Evening Post.....	185 50
		2855 Elmer F. Beckwith.....	201 25
November	11	2877 J. H. Fesler.....	3 45

LIST OF WARRANTS

DRAWN AGAINST THE GENERAL INCIDENTAL FUND—Continued.

Date of Warrant	No. of Warrant	TO WHOM ISSUED (Payable)	Amount
1899			
November 11	2884	David M. Campbell.....	\$ 7 15
	2885	C. J. Kelly	3 50
	2886	City Transfer Co.	2 05
	2887	J. S. Stahl & Co.	13 00
	2888	Pacific Express Co.	37 59
	2889	Adams Express Co.	7 95
	2890	John A. Gordon.....	4 10
	2891	Wells Fargo Express Co.	41 35
	2892	Will C. Ferril	10 69
	2893	Martha A. Shute.....	4 15
	2894	Denver & Rio Grande Express Co.	84 00
	2895	A. S. Carter	8 25
	2896	H. T. O'Reilly.....	61 00
November 29	3026	Western Union Telegraph Co.	172 93
	3041	Elmer F. Beckwith	112 00
	3067	Julius H. Clark	10 00
	3068	O. E. Harris	10 00
	3069	P. M. Cooke.....	10 00
	3070	Chas. S. Thomas.....	16 55
December 12	3121	C. K. Fleming	81 69
	3123	Smith-Brooks Printing Co.	922 00
	3148	Smith-Brooks Printing Co.	1,000 00
	3149	Smith-Brooks Printing Co.	1,000 00
	3150	Smith-Brooks Printing Co.	1,090 91
	3151	Dan B. Cary.....	6 85
	3152	Chas. S. Thomas.....	4 50
	3153	D. M. Campbell.....	40 00
	3154	A. J. Elliott	125 70
	3155	D. F. Camp	38 11
	3165	Ballinger & Richards	6 00
December 13	3166	Banks Law Publishing Co.	493 10
	3173	Henry C. Vidal	25 00

LIST OF WARRANTS

DRAWN AGAINST THE GENERAL INCIDENTAL FUND—Continued.

Date of Warrant	No. of Warrant	TO WHOM ISSUED (Payable)	Amount
1899			
December 13	3174	P. H. Barker	\$ 15 00
December 15	3188	A. S. Carter	13 25
	3191	Denver & Rio Grande Railway Co.....	2 04
	3192	Field and Farm.....	85 00
December 27	3255	Elmer F. Beckwith	221 56
December 30	3262	The Ashurf Manufacturing Co.....	27 00
	3269	H. S. De Sollar.....	11 25
	3270	Smith-Brooks Printing Co.....	751 69
1900			
January 1	3273	J. H. Fesler	5 00
January 16	3275	Denver Evening Post.....	16 61
	3276	A. S. Carter	7 50
	3277	Delevan W. Gee.....	1 65
	3278	W. F. Robinson Printing Co.....	13 75
	3279	City Transfer Co.....	1 00
	3280	Denver & Rio Grande Railway Co.....	15 80
	3281	Will C. Ferril	6 78
	3282	Martha A. Shute.....	3 20
	3283	Wm. L. Hawkins	7 00
	3284	Goldfield Daily Leader	2 62
	3285	Wells Fargo & Co. Express	36 96
	3286	Western Union Telegraph Co	12 33
	3287	Harry L. Acker	124 28
January 31	3288	Wyckoff, Seamans & Benedict	6 05
	3289	American District Telegraph Co	1 20
	3290	Western Union Telegraph Co	14 23
February 5	3292	David M. Campbell	3 30
	3293	W. S. Daniels	1 00
	3294	D. M. Campbell	18 00
	3295	Will C. Ferril	5 45
	3296	Denver Evening Post	229 17
	3297	H. T. O'Rielly	62 50
	3298	Tri-Weekly Citizen	2 44

LIST OF WARRANTS

DRAWN AGAINST THE GENERAL INCIDENTAL FUND—Continued.

Date of Warrant	No. of Warrant	TO WHOM ISSUED (Payable)	Amount
1900			
February	5	3299 Denver & Rio Grande Express Co.	\$ 123 70
February	12	3301 Smith-Brooks Printing Co.	1,059 95
		3302 Banks Law Publishing Co.	571 10
February	15	3306 Elmer F. Beckwith	215 00
February	19	3307 W. H. Kistler Stationery Co.	516 86
February	21	3309 Will C. Ferrill	6 88
March	5	3310 E. Garcia	723 00
March	9	3312 A. S. Carter	33 85
March	10	3313 W. H. Kistler Stationery Co.	173 71
		3314 Smith-Brooks Printing Co.	1,939 14
March	12	3315 Smith-Brooks Printing Co.	1,000 00
		3316 Smith-Brooks Printing Co.	1,000 00
		3317 Smith-Brooks Printing Co.	1,000 00
		3318 Smith-Brooks Printing Co.	1,712 21
March	19	3319 Elmer F. Beckwith	210 00
		3321 Elmer F. Beckwith	9 00
March	22	3332 Sarah Buchanan	156 00
		3335 H. L. Corder	125 00
		2336 J. R. Thomas	125 00
		3337 William O. Higgins	125 00
March	31	3338 W. C. Ferril or H. G. Smith	25 00
April	6	3339 David M. Campbell	4 60
		3340 Smith-Brooks Printing Co.	1,000 00
		3341 Smith-Brooks Printing Co.	816 73
April	13	3342 J. H. Fesler	10 00
		3343 W. H. Kistler Stationery Co.	158 74
April	17	3345 Julius H. Clark	50 00
		3346 P. M. Cooke	50 00
		3347 W. W. Ware	50 00
April	23	3349 Julius H. Clark	50 00
		3350 P. M. Cooke	50 00
		3351 W. W. Ware	50 00

LIST OF WARRANTS

DRAWN AGAINST THE GENERAL INCIDENTAL FUND—Continued.

Date of Warrant	No. of Warrant	TO WHOM ISSUED (Payable)	Amount
1900			
April 30	3352	Elmer F. Beckwith	\$ 211 00
	3353	A. S. Carter	5 25
Revenue 1900			
April . 5	564	Smith-Brooks Printing Co.	5,688 91
	592	Western Union Telegraph Co.	23 20
	593	Denver & Rio Grande Express Co.	27 23
	594	John McKenna	11 00
	595	Out West Printing and Publishing Co.	3 58
	596	J. S. Stahl & Co.	10 00
	597	Nathan Gregg, Jr.	3 94
	598	Times-Sun Publishing Co.	5 63
	599	A. S. Carter & Co.	6 15
July 11	601	W. H. Kistler Stationery Co.	96 10
	602	Denver Evening Post	287 57
July 15	604	Denver Evening Post	43 22
July 19	617	Smith-Brooks Printing Co.	512 22
August 2	619	Elmer F. Beckwith	202 35
	620	Horace E. Wheeler	125 00
	621	John Carson & Bros.	2 50
August 3	622	Thomas H. Tully	2 75
August 7	623	H. E. Mulnix	25 00
	624	Smith-Brooks Printing Co.	2,145 13
	625	J. E. Myers	19 75
	626	Wyckoff, Seamans & Benedict	115 75
	627	American District Telegraph Co.	1 90
	628	Denver & Rio Grande Railway Co.	7 58
	629	Pacific Express Co.	3 56
	630	Western Union Telegraph Co.	89 10
	631	Martha A. Shute	2 00
	632	A. S. Carter	3 25
	633	W. H. Dorrington	10 80
	634	Wells Fargo Express Co.	5 76
	635	City Transfer Co.	3 65

LIST OF WARRANTS

DRAWN AGAINST THE GENERAL INCIDENTAL FUND—Continued.

Date of Warrant	No. of Warrant	TO WHOM ISSUED (Payable)	Amount
1900			
August	7	636 J. N. Chipley.....	\$ 21 00
		637 Banks Law Publishing Co.....	571 10
		638 Smith-Premier Typewriting Co.....	47 75
August	24	656 Elmer F. Beckwith.....	125 50
1899			
September	6	662 Gazette Publishing Co.....	25 00
		663 W. H. Kistler Stationery Co.....	247 53
		664 Smith-Brooks Printing Co.....	1,041 25
		665 Smith-Brooks Printing Co.....	1,030 68
		666 Smith-Brooks Printing Co.....	1,000 00
		667 Smith-Brooks Printing Co.....	1,000 00
		668 Smith-Brooks Printing Co.....	1,000 00
September	18	700 John H. Wahl.....	39 70
1900			
January	1	913 Elmer F. Beckwith.....	208 00
March	3	1345 Mrs. C. F. O. Peterson.....	7 50
		1351 C. J. Kelly.....	2 50
		1352 Wells Fargo Express Co.....	10 23
March	14	1353 Pacific & United States Express Co.....	44 72
		1354 Adams Express Co.....	3 35
		1355 Denver & Rio Grande Express Co.....	33 00
		1356 Western Union Telegraph Co.....	28 33
		1357 City Transfer Co.....	2 00
May	5	1783 Smith-Brooks Printing Co.....	1,198 35
May	10	1807 W. W. Ware.....	50 00
		1808 John Hopkins Press.....	1 25
		1809 J. H. Clark.....	50 00
May	18	1837 C. S. Thomas.....	40 00
		1840 L. B. Henderson.....	75 00
May	21	1848 Velma C. Likens.....	100 00
		1852 Elmer F. Beckwith.....	102 00
		1854 Denver Evening Post.....	201 35
		1855 Smith-Brooks Printing Co.....	582 47
		1856 Adams Express Co.....	11 50

LIST OF WARRANTS

DRAWN AGAINST THE GENERAL INCIDENTAL FUND—Continued.

Date of Warrant	No. of Warrant	TO WHOM ISSUED (Payable)	Amount
1900			
May	21	1857 Wells Fargo Express Co.....	\$ 57 41
		1858 Denver & Rio Grande Express Co.....	165 66
		1859 Pacific Express Co.....	56 01
		1860 J. S. Stahl.....	41 25
		1861 Postal Express Co.....	64
		1862 City Transfer Co.....	75
		1863 W. F. Robinson Printing Co.....	2 50
		1864 H. T. O'Reilly.....	70 60
		1865 C. K. Fleming.....	24 02
		1866 Western Union Telegraph Co.....	67 48
		1869 Banks Law Publishing Co.....	571 10
June	4	2002 H. T. O'Reilly.....	22 00
		2003 C. F. O. Peterson.....	5 00
		2004 Frank D. Ball.....	20 00
		2018 Chas. F. Chandler.....	10 00
		2019 City Transfer Co.....	1 50
		2020 G. E. Tyler.....	2 50
		2022 Western Union Telegraph Co.....	4 36
		2035 Smith-Brooks Printing Co.....	356 50
		2050 Elmer F. Beckwith.....	235 00
		2069 Julius H. Clark.....	50 00
		2100 W. W. Ware.....	50 00
		2105 F. H. Clark.....	25 00
		2199 W. H. Kistler Stationery Co.....	398 80
July	17	2281 Elmer F. Beckwith.....	155 35
		2299 Smith-Brooks Printing Co.....	1,318 25
		2301 F. H. Clark.....	15 00
		2304 W. H. Kistler Stationery Co.....	234 28
		2309 Smith-Brooks Printing Co.....	433 38
		2310 Smith-Brooks Printing Co.....	365 65
July	26	2320 A. S. Carter.....	4 50
		2321 Trunk Bros.....	3 25

LIST OF WARRANTS

DRAWN AGAINST THE GENERAL INCIDENTAL FUND—Continued.

Date of Warrant	No. of Warrant	TO WHOM ISSUED (Payable)	Amount
1900			
July	26	2323 James Perchard	\$ 5 00
		2323 Will C. Ferril	2 05
		2324 Western Union Telegraph Co.	46 32
		2325 Adams Express Co.	4 30
		2326 Denver & Rio Grande Railway Co.	34 09
		2327 Wells Fargo Express Co.	28 27
		2328 Pacific Express Co.	27 17
July	31	2417 Elmer F. Beckwith	203 80
		2418 W. F. Robinson Printing Co.	3 50
		2449 Western Union Telegraph Co.	6 46
		2450 Wells Fargo Express Co.	8 55
August	11	2476 Smith-Brooks Printing Co.	1,832 95
August	25	2505 W. H. Kistler Stationery Co.	199 67
August	27	2517 Elmer F. Beckwith	275 90
August	29	2527 The Gazette Publishing Co.	15 00
September	4	2636 W. H. Kistler Stationery Co.	145 30
		2667 Smith-Brooks Printing Co.	4,023 76
		2686 W. C. Ferril	1 72
		2687 Trunk Bros.	4 55
		2688 Wyckoff, Seamans & Benedict	4 20
		2689 Wells Fargo Express Co.	4 80
		2690 Western Union Telegraph Co.	2 98
		2691 Denver Evening Post	296 84
		2692 Denver & Rio Grande Express Co.	33 72
October	1	2851 O. E. Adams	3 70
October	2	2852 D. W. Robbins	27 70
October	3	2880 Trunk Bros.	62 95
October	4	2881 George Tritch Hardware Co.	6 90
		2882 Wells Fargo & Co.	2 85
		2883 The Crystal Co.	11 55
		2884 Paul Richter	9 60
		2885 Western Union Telegraph Co.	3 49
		2886 Adams Express Co.	2 65

LIST OF WARRANTS

DRAWN AGAINST THE GENERAL INCIDENTAL FUND—Concluded.

Date of Warrant	No. of Warrant	TO WHOM ISSUED (Payable)	Amount
1900			
October	4	2887 Wyckoff, Seamans & Benedict	\$ 3 50
		2888 Pacific and U. S. Express Cos.....	12 13
October	8	2899 Ballinger & Richards.....	25 00
		2900 W. H. Kistler Stationery Co.....	123 04
		2941 Helen L. Grenfell.....	7 50
		2942 Smith-Brooks Printing Co.....	645 75
		2949 Banks Law Publishing Co.....	493 10
		2964 Elmer F. Beckwith	340 55
		2972 William E. Sweet.....	300 00
October	13	2980 Smith-Brooks Printing Co.....	610 25
November	8	3128 Elmer F. Beckwith	23 40
November	21	3160 H. T. O'Reilly.....	25 74
		3161 City Transfer Co.....	2 50
		3162 W. F. Robinson Printing and Stationery Co...	4 90
		3163 W. H. Kistler Stationery Co.....	101 68
		3169 Elmer F Beckwith	453 00
		3172 Frank D. Ball.....	15 60
		3280 C. F. O. Peterson.....	25 00
November	30	3322 Celia F. O. Peterson	12 50
		3366 M. J. Spears.....	30 07
		3367 D. M. Campbell.....	5 00
		3368 Lou E. Bergh	100 00
		3369 Warren S. Daniels	100 00
Total			\$ 83,600 00

STATEMENT

OF THE

Receipts and Disbursements of the State of Colorado for the Years
1877 to 1900, Inclusive.

RECEIPTS AND DISBURSEMENTS

OF THE STATE OF COLORADO FOR THE YEARS 1877 TO 1900, INCLUSIVE.

STATE VALUATION.

YEAR	Total State Valuation	TOTAL	
		Biennial Receipts From all Sources	Biennial Disbursements
1877	\$ 43,453,946)	\$ 307,893 53	* \$ 431,696 63
1878	43,072,648)		
1879	58,315,389)	557,471 19	536,058 74
1880	73,698,746)		
1881	96,135,305)	953,286 60	821,684 49
1882	104,440,683)		
1883	110,759,756)	1,483,468 00	1 144,107 81
1884	115,675,014)		
1885	115,420,193)	1,791,813 98	1,515,951 80
1886	124,269,710)		
1887	141,323,684)	2 280,179 85	1,720,830 31
1888	168,812,246)		
1889	193,254,127)	3,149,796 02	2,921,211 15
1890	220,544,064)		
1891	231 405,296)	4,104,356 83	4,301,609 07
1892	236,884,449)		
1893	228,722,417)	3,356,841 42	3,638,893 32
1894	208,903,279)		
1895	202,581,334)	3,711,272 83	3,775,063 46
1896	206,598,561)		
1897	199,324,940)	3,471,762 81	3,486,601 20
1898	192,243,080)		
1899	203,486,692)	3,425,404 55	3,108,273 89
1900	216,776,356)		
Totals		\$ 28,593,547 61	\$ 27,401,981 87

* \$16,008,31 of this amount is balance of territorial indebtedness assumed by the state.

RECEIPTS AND DISBURSEMENTS

OF THE STATE OF COLORADO FOR THE YEARS 1877 TO 1900, INCLUSIVE.

APPROPRIATIONS.

YEAR	Biennial General Revenue	Biennial Special Funds
1877.....}	\$ 340,416 20
1878.....}	
1879.....}	326,939 07
1880.....}	
1881.....}	568,588 58
1882.....}	
1883.....}	1,026,970 08
1884.....}	
1885.....}	951,082 32	{ \$ 97,350 50
1886.....}		{ E 400,000 00
1887.....}	860,886 21	{ 72,118 22
1888.....}		{ F 400,000 00
1889.....}	1,755,440 92	{ 292,098 98
1890.....}		{ E 920,000 00
1891.....}	1,253,753 02	381,084 96
1892.....}		
1893.....}	1,338,811 39	{ 118,016 00
1894.....}		{ E 550,000 00
1895.....}	1,187,310 26	144,954 98
1896.....}		
1897.....}	1,189,715 40	1 500 00
1898.....}		
1899.....}	1,148,398 75	217,660 00
1900.....}		
Totals.....	\$ 11,948,312 20	\$ 3,624,783 64

E—Appropriations for Capitol Building.

RECEIPTS AND DISBURSEMENTS

OF THE STATE OF COLORADO FOR THE YEARS 1877 TO 1900, INCLUSIVE.

GENERAL REVENUE FUND.

YEAR	Levy	Biennial Receipts	Biennial Expenditures
1877.....	5 } 3 }	†\$ 246,015 30	\$ 322,521 56
1878.....	4 } 4 }	366,110 69	368,648 76
1879.....	4 } 4 }	580,293 78	615,826 36
1880.....	3½ } 3½ }	746,513 24	1,108,726 51
1881.....	4 } 2⅔ }	895,983 23	1,018,935 54
1882.....	2⅔ } 2⅔ }	721,051 11	959,946 02
1883.....	2⅔ } 2⅔ }	985,292 11	1,274,935 84
1884.....	2⅔ } 2⅔ }	1,231,093 18	1,375,212 53
1885.....	2⅔ } 2⅔ }	1,314,340 21	1,304,578 17
1886.....	2⅔ } 2⅔ }	1,246,840 93	1,165,620 66
1887.....	2⅔ } 2⅔ }	1,205,868 48	1,126,880 26
1888.....	2⅔ } 2⅔ }	1,282,819 70	1,302,961 37
1889.....	2⅔ } 1½ }		
1890.....	1½ }		
Totals.....		\$ 10,922,221 96	\$ 11,944,793 58

† These amounts were collected during the years set opposite, but are received from the levies of the second year of the preceding, and the first year of the current biennial period; for instance, this item is for taxes of 1876 and 1877, and so on.

RECEIPTS AND DISBURSEMENTS

OF THE STATE OF COLORADO FOR THE YEARS 1877 TO 1900, INCLUSIVE.

CAPITOL BUILDING FUND.

YEAR	Levy	Biennial Receipts	Biennial Expenditures
1881.....	½ }	\$ 38,262 62
1882.....	½ }		
1883.....	½	98,966 38 } A 105,000 00 }	\$ 108,033 50
1884.....	½		
1885.....	½ }	109,487 22	47,348 98
1886.....	½ }		
1887.....	½ }	219,421 91	215,376 96
1888.....	½ }		
1889.....	½	{ 174,345 07 } B 150,000 00 }	552,176 99
1890.....	½		
1891.....	½	{ 211,111 59 } B 455,717 00 }	810,861 30
1892.....	½		
1893.....	½ }	{ C 150,000 00 } D 22,361 47 }	11,445 16
1894.....	½ }		
1895.....	½ }	213,499 60	534,482 25
1896.....	½ }		
1897.....	½ }	188,381 05	371,915 50
1898.....	½ }		
1899.....	½ }	164,991 71	{ 48,663 36 } } 193,911 40 }
1900.....	½ }		
Totals.....		\$ 2,581,717 60	\$ 3,093,567 88
Warrants outstanding.....		\$ 585,740 07	
Cash in treasury.....		12,818 94	

B—Bonds.

C—Loan from Internal Improvement Fund.

D—Sale of lots.

H—Cash receipts from all sources.

RECEIPTS AND DISBURSEMENTS

OF THE STATE OF COLORADO FOR THE YEARS 1877 TO 1900, INCLUSIVE.

AGRICULTURAL COLLEGE FUND.

YEAR	Levy	Biennial Receipts	Biennial Expenditures
1877	$\frac{1}{10}$	\$ 3,310 19	\$ 3,143 31
1878	$\frac{1}{10}$		
1879	$\frac{1}{3}$	16,458 71	16,115 07
1880	$\frac{1}{3}$		
1881	$\frac{1}{3}$	29,146 53	34,597 43
1882	$\frac{1}{3}$	A 5,000 00	
1883	$\frac{1}{3}$	43,511 76	52,965 71
1884	$\frac{1}{3}$	A 10,000 00	
1885	$\frac{1}{3}$	43,990 45	44,139 33
1886	$\frac{1}{3}$		
1887	$\frac{1}{3}$	55,985 76	54,710 51
1888	$\frac{1}{3}$		
1889	$\frac{1}{3}$	78,623 31	85,689 60
1890	$\frac{1}{3}$	A 18,000 00	
1891	$\frac{1}{6}$	77,616 14	167,044 80
1892	$\frac{1}{6}$	H 91,656 50	
1893	$\frac{1}{6}$	70,182 27	137,523 00
1894	$\frac{1}{6}$	A 9,000 00 H 54,736 47	
1895	$\frac{1}{6}$	65,011 14	122,610 37
1896	$\frac{1}{6}$	A 10,000 00 H 63,605 68	
1897	$\frac{1}{3}$	76,859 17	139,074 30
1898	$\frac{1}{3}$	H 65,105 94 J 68,710 49	
1899	$\frac{1}{3}$	H 130,929 83	130,511 30
1900	$\frac{1}{3}$	J 32,528 44	
Totals		\$ 1,119,958 78	\$ 988,127 73
Amounts returned			9,584 96
Land balance			90,052 81
Cash balance			32,193 28
		\$ 1,119,958 78	\$ 1,119,958 78

A—Appropriations. H—Cash receipts from all sources. J—Land fund

RECEIPTS AND DISBURSEMENTS

OF THE STATE OF COLORADO FOR THE YEARS 1877 TO 1900, INCLUSIVE.

INSANE ASYLUM FUND.

YEAR	Levy	Biennial Receipts	Biennial Expenditures
1877	$\frac{1}{8}$		
1878	$\frac{1}{8}$		
1879	$\frac{1}{8}$	\$ 9,928 00 }	
1880	$\frac{1}{8}$	A 8,000 00 }	\$ 13,221 89
1881	$\frac{1}{8}$	27,697 60 }	
1882	$\frac{1}{8}$	A 60,000 00 }	92,035 79
1883	$\frac{1}{8}$	39,733 61 }	
1884	$\frac{1}{8}$	A 80,000 00 }	119,977 57
1885	$\frac{1}{8}$	41,998 96 }	
1886	$\frac{1}{8}$	A 43,000 00 }	84,984 53
1887	$\frac{1}{8}$	48,831 40 }	
1888	$\frac{1}{8}$	A 73,643 61 }	121,726 35
1889	$\frac{1}{8}$	69,767 70 }	
1890	$\frac{1}{8}$	A 71,743 99 }	136,784 57
1891	$\frac{1}{8}$	84,321 91 }	
1892	$\frac{1}{8}$	A 86,500 00 }	165,679 81
1893	$\frac{1}{8}$	84,129 27 }	
1894	$\frac{1}{8}$	A 55,915 00 }	128,812 79
1895	$\frac{1}{8}$	81,893 71 }	
1896	$\frac{1}{8}$	A 26,000 00 }	106,918 24
1897	$\frac{1}{8}$	77,982 91 }	
1898	$\frac{1}{8}$	A 65,318 52 }	127,227 19
1899	$\frac{1}{8}$	75,218 82 }	
1900	$\frac{1}{8}$	A 54,000 00 }	126,787 80
Totals		\$ 1,265,625 01	\$ 1,221,156 53
Amounts returned			34,655 94
Balance			6,812 54
		\$ 1,265,625 01	\$ 1,265,625 01

A—Appropriations.

RECEIPTS AND DISBURSEMENTS

OF THE STATE OF COLORADO FOR THE YEARS 1877 TO 1900, INCLUSIVE.

MUTE AND BLIND FUND.

YEAR	Levy	Biennial Receipts	Biennial Expenditures
1877	$\frac{1}{8}$	\$ 15,749 72	\$ 15,486 78
1878	$\frac{1}{8}$		
1879	$\frac{1}{8}$	19,619 53	24,692 31
1880	$\frac{1}{8}$	A 5,500 00	
1881	$\frac{1}{8}$	28,370 57	48,554 62
1882	$\frac{1}{8}$	A 20,000 00	
1883	$\frac{1}{8}$	39,785 09	45,754 59
1884	$\frac{1}{8}$	A 6,000 00	
1885	$\frac{1}{8}$	41,990 98	42,074 00
1886	$\frac{1}{8}$		
1887	$\frac{1}{8}$	48,832 97	59,100 22
1888	$\frac{1}{8}$	A 11,000 00	
1889	$\frac{1}{8}$	69,774 49	143,381 74
1890	$\frac{1}{8}$	A 80,000 00	
1891	$\frac{1}{6}$	77,619 11	112,310 69
1892	$\frac{1}{6}$	A 31,500 00	
1893	$\frac{1}{6}$	70,172 14	96,014 38
1894	$\frac{1}{6}$	A 25,000 00	
1895	$\frac{1}{8}$	70,519 35	91,063 90
1896	$\frac{1}{8}$	A 20,000 00	
1897	$\frac{1}{8}$	77,804 70	83,930 99
1898	$\frac{1}{8}$	A 5,000 00	
1899	$\frac{1}{8}$	75,169 80	73,595 10
1900	$\frac{1}{8}$		
Totals		\$ 839,417 45	\$ 836,259 32
Balance			1,658 13
Amount returned			1,500 00
		\$ 839,417 45	\$ 839,417 45

A—Appropriations.

RECEIPTS AND DISBURSEMENTS

OF THE STATE OF COLORADO FOR THE YEARS 1877 TO 1900, INCLUSIVE.

SCHOOL OF MINES FUND.

YEAR	Levy	Biennial Receipts	Biennial Expenditures
1877	$\frac{1}{10}$ }	\$ 3,312 97	\$ 2,200 00
1878	$\frac{1}{10}$ }		
1879	$\frac{1}{8}$ }	14,177 70	15,200 00
1880	$\frac{1}{8}$ }		
1881	$\frac{1}{8}$ }	28,523 37	28,188 00
1882	$\frac{1}{8}$ }		
1883	$\frac{1}{8}$ }	39,709 35	49,998 30
1884	$\frac{1}{8}$ }		
1885	$\frac{1}{8}$ }	42,000 72	11,971 54
1886	$\frac{1}{8}$ }		
1887	$\frac{1}{8}$ }	48,831 06	41,741 33
1888	$\frac{1}{8}$ }		
1889	$\frac{1}{8}$ }	69,770 21	76,325 99
1890	$\frac{1}{8}$ }		
1891	$\frac{1}{6}$ }	77,651 01	77,698 21
1892	$\frac{1}{6}$ }		
1893	$\frac{1}{6}$ }	70,176 43	87,622 94
1894	$\frac{1}{6}$ }		
1895	$\frac{1}{6}$ }	65,012 07	71,702 28
1896	$\frac{1}{6}$ }		
1897	$\frac{1}{8}$ }	76,858 88	78,094 30
1898	$\frac{1}{8}$ }		
1899	$\frac{1}{8}$ }	75,119 47	74,402 52
1900	$\frac{1}{8}$ }		
Totals		\$ 646,143 24	\$ 645,145 41
Balance			997 83
		\$ 646,143 24	\$ 646,143 24

A—Appropriations.

RECEIPTS AND DISBURSEMENTS

OF THE STATE OF COLORADO FOR THE YEARS 1877 TO 1900, INCLUSIVE.

STATE UNIVERSITY FUND.

YEAR	Levy	Biennial Receipts	Biennial Expenditures
1877	$\frac{1}{8}$ }	\$ 14,080 62	\$ 14,000 00
1878	$\frac{1}{8}$ }		
1879	$\frac{1}{8}$ }	19,225 70 }	26,000 00
1880	$\frac{1}{8}$ }	A 7,000 00 }	
1881	$\frac{1}{8}$ }		
1882	$\frac{1}{8}$ }	28,288 74 }	28,500 00
1883	$\frac{2}{8}$ }	59,623 96 }	62,426 44
1884	$\frac{2}{8}$ }	H 3,321 26 }	
1885	$\frac{1}{8}$ }	64,336 15 }	73,001 00
1886	$\frac{1}{8}$ }	H 7,856 81 }	
1887	$\frac{1}{8}$ }	49,067 84 }	58,301 62
1888	$\frac{1}{8}$ }	H 10,465 26 \}	
1889	$\frac{1}{8}$ }		
1890	$\frac{1}{8}$ }	74,617 59 }	75,036 69
1891	$\frac{1}{8}$ }	84,429 00 }	125,081 24
1892	$\frac{1}{8}$ }	H 10,193 61 }	
		A 30,000 00 }	
1893	$\frac{1}{10}$ }	102,456 31 }	139,445 56
1894	$\frac{1}{8}$ }	A 34,000 00 }	
		H 5,634 33 }	
1895	$\frac{1}{8}$ }	86,267 09 }	129,777 21
1896	$\frac{1}{8}$ }	H 7,900 89 }	
		A 40,000 00 }	
1897	$\frac{1}{8}$ }	{ 78,144 14 }	165,952 86
		{ A 40,000 00 }	
		{ H 4,264 49 }	
1898	$\frac{1}{8}$ }	{ J 80,952 06 }	
1899	$\frac{1}{8}$ }	75,249 86 }	79,074 02
1900	$\frac{1}{8}$ }	8,547 18 \}	
Totals		\$ 1,025,922 80	\$ 976,396 64
Amount returned			254 16
Balance			49,272 09
		\$ 1,025,922 80	\$ 1,025,922 80

A—Appropriations. H—Cash receipts from all sources. J—Land fund.

RECEIPTS AND DISBURSEMENTS

OF THE STATE OF COLORADO FOR THE YEARS 1877 TO 1900, INCLUSIVE.

NORMAL SCHOOL FUND.

YEAR	Levy	Biennial Receipts	Biennial Expenditures
1889.....	}	\$ 15,000 00	\$ 12,100 00
1890.....			
1891.....	1/6	34,204 85	87,104 85
1892.....	1/6	A 50,000 00	
1893.....	1/6	68,850 76	103,850 76
1894.....	1/6	A 35,000 00	
1895.....	1/6	64,843 55	73,631 63
1896.....	1/6	A 10,000 00	
1897.....	1/6 }	64,916 93	66,089 86
1898.....	1/6 }		
1899.....	1/2 }	68,496 97	66,890 85
1900.....	1/2 }		
Total.....		\$ 411,313 06	\$ 409,667 95
Balance.....			1,645 11
		\$ 411,313 06	\$ 411,313 06

A—Appropriations.

RECEIPTS AND DISBURSEMENTS

OF THE STATE OF COLORADO FOR THE YEARS 1877 TO 1900, INCLUSIVE.

STOCK INSPECTION FUND.

YEAR	Levy	Biennial Receipts	Biennial Expenditures
1879.....	$\frac{1}{15}$ }	\$ 6,878 65	\$ 5,460 83
1880.....	$\frac{1}{15}$ }		
1881.....	$\frac{1}{15}$ }	9,355 92	9,200 33
1882.....	$\frac{1}{15}$ }		
1883.....	$\frac{1}{15}$ }	13,222 70	11,246 23
1884.....	$\frac{1}{15}$ }		
1885.....	$\frac{1}{15}$ }	14,560 90 } A	19,353 31
1886.....	$\frac{1}{15}$ }		
1887.....	$\frac{1}{15}$ }	16,330 29	16,743 32
1888.....	$\frac{1}{15}$ }		
1889.....	$\frac{1}{15}$ }	23,460 64	21,979 23
1890.....	$\frac{1}{15}$ }		
1891.....	$\frac{1}{15}$ }	28,651 84	26,322 91
1892.....	$\frac{1}{15}$ }		
1893.....	$\frac{1}{15}$ }	28,124 03	24,466 33
1894.....	$\frac{1}{15}$ }		
1895.....	$\frac{1}{15}$ }	21,782 40	24,080 00
1896.....	$\frac{1}{15}$ }		
1897.....	$\frac{1}{15}$ }	19,562 36	22,156 65
1898.....	$\frac{1}{15}$ }		
1899.....	$\frac{1}{15}$ }	24,299 35	24,240 53
1900.....	$\frac{1}{15}$ }		
Total.....		\$ 216,229 08	\$ 205,249 67
Transferred to other funds.....			10,880 46
Balance.....			98 95
		\$ 216,229 08	\$ 216,229 08

A—Appropriations.

RECEIPTS AND DISBURSEMENTS

OF THE STATE OF COLORADO FOR THE YEARS 1877 TO 1900, INCLUSIVE.

MILITARY POLL TAX FUND.

YEAR	Levy	Biennial Receipts	Biennial Expenditures
1877.....	50 }	\$ 6,366 32	\$ 5,750 44
1878.....	50 }		
1879.....	50 }	13,319 44	13,836 38
1880.....	50 }		
1881.....	1 00 }	22,053 59	22,033 45
1882.....	1 00 }		
1883.....	1 00 }	37,911 64	37,418 47
1884.....	1 00 }		
1885.....	1 00	37,641 66 }	72,611 00
1886.....	1 00	A 35,000 00 }	
1887.....	1 00	59,035 88	59,244 70
1888.....	1 00	A	4,713 50
1889.....	1 00	73,310 41	51,747 07
1890.....	1 00	A 12,500 00	7,332 31
1891.....	1 00 }	59,678 25	62,031 99
1892.....	1 00 }		
1893.....	1 00 }	61,367 17	78,809 00
1894.....	1 00 }		
1895.....	1 00 }	64,848 97	66,261 23
1896.....	1 00 }		
1897.....	1 00 }	65,940 24	58,391 90
1898.....	1 00 }		
1899.....	1 00 }	92,019 52	90,720 36
1900.....	1 00 }		
Total.....	\$ 640,996 09	\$ 630,901 30
Amount returned.....	329 99
Balance.....	9,764 30
		\$ 640,996 09	\$ 640,996 09

A—Appropriations.

RECEIPTS AND DISBURSEMENTS

OF THE STATE OF COLORADO FOR THE YEARS 1877 TO 1900, INCLUSIVE.

PENITENTIARY.

YEAR	Biennial Appropriations	Biennial Expenditures
1877.....	\$ 40,111 41	\$ 40,111 41
1878.....		
1879.....	90,237 84	75,759 12
1880.....		
1881.....	90,000 00	151,390 15
1882.....	F 56,724 73	
1883.....	146,500 00	188,647 41
1884.....	F 47,020 08	
1885.....	190,000 00	210,847 33
1886.....	F 50,000 00	
1887.....	150,000 00	224,907 66
1888.....	F 43,552 89	
1889.....	227,341 48	231,823 74
1890.....	F 50,000 00	
1891.....	183,134 65	220,290 91
1892.....	F 36,702 28	
1893.....	185,000 00	231,567 64
1894.....	F 41,882 95	
1895.....	A 177,500 00	197,307 92
1896.....	F 20,835 98	
1897.....	A 160,000 00	170,822 83
1898.....	F 19,695 98	
1899.....	A 170,000 00	201,347 23
1900.....	F 32,297 26	
Totals.....	\$ 2,208,537 53	\$ 2,144,823 35
Amount returned.....		62,764 15
Balance.....		950 03
	\$ 2,208,537 53	\$ 2,208,537 53

A—Appropriations.

F—Cash from convict labor.

RECEIPTS AND DISBURSEMENTS

OF THE STATE OF COLORADO FOR THE YEARS 1877 TO 1900, INCLUSIVE.

REFORMATORY.

YEAR	Biennial Appropriations	Biennial Expenditures
1889	\$ 100,000 00	\$ 4,477 19
1890		
1891	30,000 00	29,432 48
1892		
1893	99,374 38	300 00
1894	F 319 44	81,835 13
1895	A 55,000 00	61,815 23
1896	H 1,327 32	
1897	A 60,105 10	68,323 80
1898	H 1,070 44	
1899	A 70,000 00	69,598 91
1900		
Totals	\$ 417,196 38	\$ 315,782 74
Amount returned		101,012 55
Balance		401 09
	\$ 417,196 38	\$ 417,196 38

A—Appropriations.

F—Cash from convict labor.

H—Cash receipts from all sources.

RECEIPTS AND DISBURSEMENTS

OF THE STATE OF COLORADO FOR THE YEARS 1877 TO 1900, INCLUSIVE.

INDUSTRIAL SCHOOL FOR BOYS.

YEAR	Biennial Appropriations	Biennial Expenditures
1881	\$ 20,000 00	\$ 20,000 00
1882		
1883	60,000 00	60,000 00
1884		
1885	82,350 50	72,194 08
1886		
1887	68,618 22	68,000 42
1888		
1889	94,801 39	75,030 42
1890		
1891	86,393 97	88,548 62
1892		
1893	103,532 82	90,477 22
1894		
1895	A 65,000 00	69,808 12
1896	H 4,377 42	
1897	A 50,000 00	54,724 48
1898	H 4,661 94	
1899	A 70,000 00	71,864 84
1900	H 3,452 37	
Totals	\$ 713,188 63	\$ 670,728 20
Amount returned		42,040 21
Balance		420 22
	\$ 713,188 63	\$ 713,188 63

A—Appropriations.
H—Cash receipts from all sources.

RECEIPTS AND DISBURSEMENTS

OF THE STATE OF COLORADO FOR THE YEARS 1877 TO 1900, INCLUSIVE.

INDUSTRIAL SCHOOL FOR GIRLS.

YEAR	Biennial Appropriations	Biennial Expenditures
1897.....	A \$ 5,000 00 }	\$ 16,282 02
1898.....	H 14,001 76 }	
1899.....	A 5,000 00 }	20,239 82
1900.....	H 15,014 19 }	
Totals.....	\$ 39,015 95	\$ 36,521 84
Amounts returned.....	2,183 74
Balance.....	310 37
	\$ 39,015 95	\$ 39,015 95

A—Appropriations.

H—Cash receipts from all sources.

RECEIPTS AND DISBURSEMENTS

OF THE STATE OF COLORADO FOR THE YEARS 1877 TO 1900. INCLUSIVE.

SOLDIERS' AND SAILORS' HOME.

YEAR	Biennial Appropriations	Biennial Expenditures
1889.....	\$ 40,000 00	\$ 1,000 00
1890.....		
1891.....	20,000 00	
1892.....	H 1,634 82	21,634 82
1893.....	40,000 00	
1894.....	H 10,037 71	30,037 71
1895.....	A 45,000 00	
1896.....	H 19,717 64	81,071 14
1897.....	A 40,000 00	
1898.....	H 23,359 75	53,332 98
1899.....		
1900.....	H 30,345 62	33,038 73
Totals.....	\$ 270,095 54	\$ 220,115 38
Amount returned.....		49,974 09
Balance.....		6 07
	\$ 270,095 54	\$ 270,095 54

A—Appropriations.

H—Cash receipts from all sources.

RECEIPTS AND DISBURSEMENTS

OF THE STATE OF COLORADO FOR THE YEARS 1877 TO 1900, INCLUSIVE.

INSURANCE DEPARTMENT.

YEAR	Biennial Receipts	Biennial Expenditures
1883.....	\$ 26,720 03	\$ 13,694 48
1884.....		G 13,025 55
1885.....	37,246 61	19,425 20
1886.....		G 17,821 51
1887.....	48,570 25	22,759 21
1888.....		G 25,811 04
1889.....	72,579 66	24,459 30
1890.....		G 48,120 36
1891.....	86,315 31	22,226 63
1892.....		G 61,269 03
1893.....	84,768 74	20,578 11
1894.....		G 65,994 69
1895.....	125,703 93	19,218 41
1896.....		G 106,484 51
1897.....	187,367 12	17,485 66
1898.....		G 169,881 46
1899.....	216,392 29	20,786 97
1900.....		G 195,605 32
Totals.....	\$ 885,663 94	\$ 881,617 44
Balance.....		1,016 50
	\$ 885,663 94	\$ 885,663 94

G—Net profits turned over to General Fund.

RECEIPTS AND DISBURSEMENTS

OF THE STATE OF COLORADO FOR THE YEARS 1877 TO 1900, INCLUSIVE.

INTEREST ON BONDS.

YEAR	Revenue Received to Pay Interest on Bonds	Interest Paid on Bonds Outstanding
1891.....	\$ 22,656 35	\$ 10,500 00
1892.....		
1893.....	34,744 61	45,030 00
1894.....		
1895.....	45,411 01	39,810 00
1896.....		
1897.....	80,074 49	59,252 30
1898.....		
1899.....	76,539 15	76,539 15
1900.....		
Total.....	\$ 259,425 61	\$ 231,131 45
Balance		28,294 16
	\$ 259,425 61	\$ 259,425 61

RECEIPTS AND DISBURSEMENTS

OF THE STATE OF COLORADO FOR THE YEARS 1877 TO 1900, INCLUSIVE.

BOUNTIES PAID.

YEAR	Scalps and Loco Weed, Biennially	Total
1877	\$ 7,813 41	
1878		
1879	14,763 00	
1880		
1881	26,904 67	
1882		
1883	71,934 96	
1884		
1885	82,847 76	
1886		
1887	23,030 48	
1888		
1889	24,781 05	
1890		
1891	66,438 04	
1892		
1893	5,468 00	
1894		
1895	15,042 44	
1896		
1897		
1898		
1899		
1900		
Total		\$ 339,023 81

RECEIPTS AND DISBURSEMENTS

OF THE STATE OF COLORADO FOR THE YEARS 1877 TO 1900, INCLUSIVE.

PUBLIC SCHOOL PERMANENT FUND.

YEAR	Biennial Receipts	Total
1877.....	\$ 12,712 40	
1878.....		
1879.....	24,111 98	
1880.....		
1881.....	38,815 79	
1882.....		
1883.....	39,019 67	
1884.....		
1885.....	57,350 01	
1886.....		
1887.....	317,114 80	
1888.....		
1889.....	368,464 64	
1890.....		
1891.....	159,146 59	
1892.....		
1893.....	71,997 18	
1894.....		
1895.....	45,006 57	
1896.....		
1897.....	29,057 66	
1898.....		
1899.....	55,559 70	
1900.....		
Total.....		\$ 1,121,396 99

RECEIPTS AND DISBURSEMENTS

OF THE STATE OF COLORADO FOR THE YEARS 1877 TO 1900, INCLUSIVE.

PUBLIC SCHOOL INCOME FUND.

YEAR	Biennial Receipts	Biennial Expenditures
1877.....	\$ 3,178 40
1878.....		
1879.....	22,240 86	\$ 22 490 09
1880.....		
1881.....	37,003 42	32,396 90
1882.....		
1883.....	78,165 02	61,564 70
1884.....		
1885.....	123,503 11	55,374 10
1886.....		
1887.....	184,844 26	167 004 48
1888.....		
1889.....	186,036 16	257,508 02
1890.....		
1891.....	203,356 85	208,179 84
1892.....		
1893.....	179 040 64	172,501 32
1894.....		
1895.....	166,650 77	169,845 01
1896.....		
1897.....	187,675 79	186,332 25
1898.....		
1899.....	240,609 88	220 678 74
1900.....		
Total.....	\$ 1,612,365 16	\$ 1,553,875 54
Balance.....	58,489 62
	\$ 1,612,365 16	\$ 1,612,365 16

RECEIPTS AND DISBURSEMENTS

OF THE STATE OF COLORADO FOR THE YEARS 1877 TO 1900, INCLUSIVE.

INTERNAL IMPROVEMENT FUNDS.

YEAR	PERMANENT		INCOME	
	Biennial Receipts	Biennial Expenditures	Biennial Receipts	Biennial Expenditures
1877			\$ 1,663 90	
1878				
1879			4,124 19	
1880				
1881	\$ 24,094 92		5,696 73	
1882				
1883	88,082 06		16,376 05	
1884				
1885	59,259 98		45,616 69	
1886				
1887	90,162 94		92,275 91	\$ 32,853 15
1888				
1889	214,185 67	\$ 62,987 54	190,574 86	176,358 19
1890				
1891	46,883 01	378,121 52	83,650 67	153,098 86
1892				
1893	94,942 10	65,500 00	36,485 02	76,500 00
1894				
1895	21,081 09	88,454 98	40,996 83	46,614 05
1896				
1897	45,696 57		39,215 65	1,680 26
1898				
1899	47,944 38	78,601 80	54,720 91	56,258 07
1900				
Totals	\$735,332 71	\$673,665 84	\$611,397 41	\$543,362 58
Balance		61,666 87		68,034 83
	\$735,332 71	\$735,332 71	\$611,397 41	\$611,397 41

RECEIPTS AND DISBURSEMENTS

OF THE STATE OF COLORADO FOR THE YEARS 1877 TO 1900, INCLUSIVE.

INTEREST RECEIVED AND PAID.

YEAR	Interest Received on Deposits	Interest Paid on Warrants Redeemed, Biennially
1877.....		\$ 19,551 26
1878.....		
1879.....		
1880.....		44,833 44
1881.....		
1882.....		34,690 88
1883.....		
1884.....		30,780 73
1885.....		
1886.....		58,760 30
1887.....		
1888.....		73,555 61
1889.....		
1890.....		69,528 40
1891.....		
1892.....	\$ 65,165 31	68,198 51
1893.....		
1894.....	54,282 35	74,306 46
1895.....		
1896.....	31,839 14	107,420 62
1897.....		
1898.....	24,936 01	76,627 67
1899.....		
1900.....	34,382 50	64,912 71
Totals.....	\$ 210,605 31	\$ 723,165 59

INDEX.

INDEX.

	PAGE.
Abstracts of Assessment—	
Acres of agricultural land	143, 144
Acres of coal land.....	147, 148
Acres of grazing land.....	145, 146
Amount of capital employed in manufactures	165, 166
Amount of money and credits.....	189, 190
Asses	171, 172
Average value of merchandise.....	163, 164
Bank stock or shares in banks, corporations or companies	197, 198
By counties, for 1899 and 1900	85, 141
Carriages and vehicles of every description	191, 192
Cattle	173, 174
Clocks and watches	185, 186
Diamonds, jewelry, gold and silver plate	187, 188
For 1899 and 1900, with increase and decrease	81, 82
Goats	179, 180
Horses	167, 168
Household property	193, 194
Improvements on lands.....	149, 150
Improvements on public lands	151, 152
Improvements on town and city lots	155, 156
List of warrants drawn against the general incidental fund	203, 213
Miles of railroad and other property	159, 160
Miles of telegraph and telephone lines.....	161, 162
Military polls, 1899 and 1900, with increase and decrease.....	83, 84
Mining property and gross output.....	157, 158
Miscellaneous animals	181, 182
Miscellaneous property	195, 196
Mules.....	169, 170
Musical instruments	183, 184
Of state, by counties, from 1877 to 1900, inclusive.....	Insert

	PAGE.
Abstract of Assessment—Continued—	
Sheep	175, 176
Swine	77, 178
Town and city lots	153, 154
Amounts charged each county for state taxes—	
For the fiscal year 1899	Insert
For the fiscal year 1900	Insert
Auditor's report	1, 10
Estimated expenditures for the fiscal years 1901 and 1902	14, 15
Estimated general revenue fund income for the fiscal years 1901 and 1902	16
General ledger accounts	19, 61
Statement of outstanding bonds, showing in detail the amounts due for interest and principal as they fall due in each year	Insert
Statement of the receipts and disbursements of the State of Colorado, for the years 1877 to 1900, inclusive	217, 240
Statement showing—	
Additional assessments on tax levies of all funds for the fiscal years 1899 and 1900	Insert
Apportionment of public school income fund for the years 1899 and 1900	79, 80
Appropriations made by Twelfth General Assembly—	
From general fund	65
From capitol building revenues of 1899 and 1900 and unexpended balances	69
From excess revenues of years prior to 1899 and unexpended balances	69
From internal improvement permanent and income funds and unexpended balances	67
From internal improvement permanent and income funds remaining unpaid	68
Certificates of indebtedness—	
Issued during two years	70, 71
Recapitulation	72
Redeemed	71
Delinquent tax levy balances due the state from the several counties, on all funds, for 1900 and prior	Insert
Estimated floating debt of state, November 30, 1900	12, 13
Rate of tax levy for general and special purposes, for the years 1876 to 1900, inclusive	Insert
Rebate on tax levies of all funds for fiscal years 1899 and 1900	Insert

RECEIVED

JAN 21 1994

COLORADO STATE LIBRARY
State Publications Library