

Instructions

This AirDOC decal set allows you to build 15 different RF-4E Phantom II aircraft in early Norm 72 camouflage. The following units are part of this set: 1. Aufklärungsgeschwader 51 „Immelmann“ stationed in Bremgarten, Baden-Württemberg, Southern Germany, 2. Aufklärungsgeschwader 52 from Leck, Schleswig-Holstein, Northern Germany and 3. Test and Evaluation Unit 61 in Manching, Bavaria.

Decal application:

To apply the decals cut each subject carefully from the backing paper. Do not cut away the excess film. Dip the decal for about 20 seconds into water and wait until it slides easily on the backing paper. Do not pull or push the decals before the adhesive has completely dissolved, otherwise it might be ruined. You may use a setting solution but this is not necessary. After the decal is applied to the model's surface, wait several hours until it has set and dried properly. Do Not Touch It Prior!! Depending on the surface's quality, a gloss varnish should be sprayed onto the model prior to the application of the decals, thus, the clear excess film will disappear completely. Happy Decaling!

Kit suggestions to build a correct Luftwaffe RF-4E Phantom II:

1. 1/72 scale – Revell 04313 RF-4E Phantom II „Tiger Meet“
2. 1/48 scale – Hasegawa PT-31 RF-4B or PT-32 RF-4C which both form a perfect basis for a good RF-4E or PT-33 RF-4E
3. 1/32 scale – Tamiya F-4EJ (Black Box CS 32004 needed)

In our opinion the following update kits are a must have for the serious modeler:

Aires:

- 7072 F-4F or 7128 F-4E/EJ/G/J/S nozzles in 1/72 scale
- 4123 F-4 wheel bays in 1/48 scale
- 4118 F-4E/EJ/F/G/J/S nozzles in 1/48 scale
- 4231 RF-4B/C/E camera bay
- 2009 F-4E/EJ/F/G/J/S nozzles in 1/32 scale

AirDOC:

- ADR 48002 correct 600gal HPC centerline tank
- ADR 48003 USAF style engraved under wing pylons and missile rails (AERO 3B and LAU-7) with chaff/flare dispensers
- ADR 48010 unslotted stabilators (for Hasegawa/Revell)
- ADS 173003/149003/133002 stencils for RF-4E aircraft in Norm 72 camouflage

Black Box:

- CS 32004 RF-4E nose conversion

Meteor Productions:

- CEC 32035 USAF slightly bulged tires

For further reference see our publication:

Modern Combat Aircraft Special Series ADPS 007

MDD F-4 Phantom II – 50th Anniversary

Pictorial Luftwaffe PHANTOMS – Norm 72 Camouflage

ISBN 3-935687-12-5

Size A-4, 72 pages, soft cover, full color, English/German captions, over 160 pictures and unit insignia.

Our latest title is the first in a row of publications dedicated to the 50th Anniversary of the “Rhino” (1958–2008). Many of the aircraft depicted in our decal sheets ADM 72017/48017/32011 and ADM 72018/48018/32012 can be found in there. **This is a great source for the modeller!**

Retail price EURO 14.95 (postage not included)



Our thanks goes to Mr. Richard J. Caruana from Malta, for providing the basic art work to finish these instructions! <http://members.bell.net.mt/airart>



- ADM 72018
- ADM 48018
- ADM 32012

[AirDOC]

Aircraft Documentations

Luftwaffe RF-4E Phantom II – Part 2 Norm 72 Camouflage

AG 51 "Immelmann", AG 52, WTD 61



Am Weichselgarten 5 - 91058 Erlangen - Germany - Phone +49-9131-401993
Fax: + 49-9131-539117 - E-mail: andreas Klein@airdoc.eu - All major credit cards accepted!


1. RF-4E 69-7469, 35+22, AG 51 „I“, Jever, June, 1982
„Tactical Air Meet – TAM“ (leading edge variation 2)

Engine exhausts painted over RAL 3000 Feuerrot (flame red) and RAL 1007 Chromgelb (chrome yellow) with a brush.

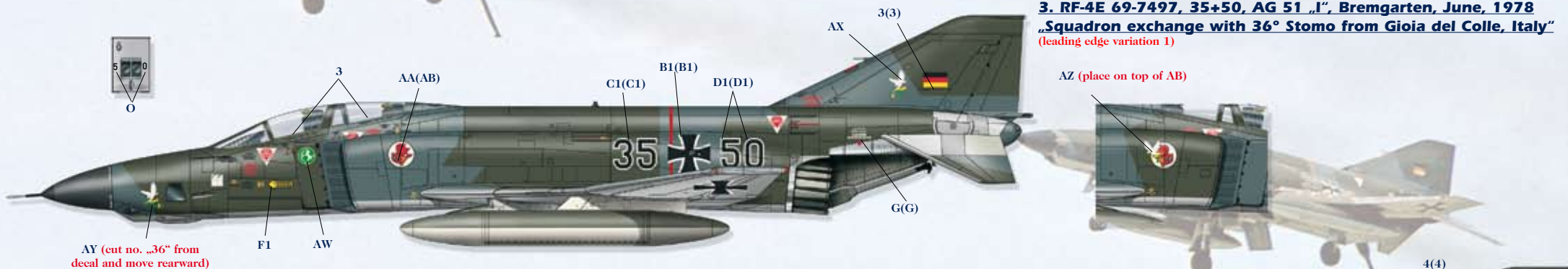
The number in brackets behind the decal number e. g. 7(7) indicates the decal to be used on the other side of the aircraft.



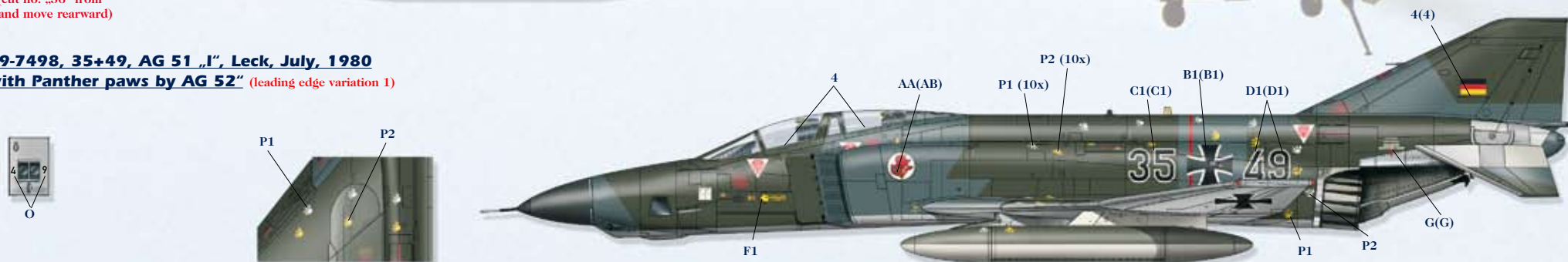
2. RF-4E 69-7534, 35+87, AG 51 „I“, RAF Wildenrath, June, 1978
„Tactical Air Meet – TAM“ (leading edge variation 1)



3. RF-4E 69-7497, 35+50, AG 51 „I“, Bremgarten, June, 1978
„Squadron exchange with 36° Stomo from Gioia del Colle, Italy“
 (leading edge variation 1)



4. RF-4E 69-7498, 35+49, AG 51 „I“, Leck, July, 1980
„Zapped with Panther paws by AG 52“ (leading edge variation 1)

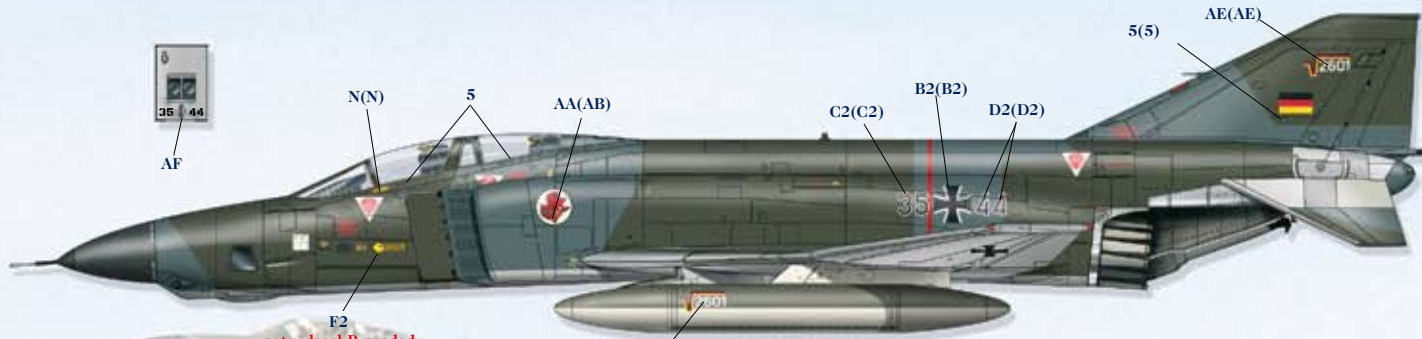


5. RF-4E 69-7491, 35+44, AG 51 „I“, Gilze-Rijen, The Netherlands, June, 1984

„Tactical Air Meet – TAM“ (leading edge variation 2)

**Luftwaffe RF-4E Phantom II – Part 2
Norm 72 Camouflage**

The number in brackets behind the decal number e. g. 7(7) indicates the decal to be used on the other side of the aircraft.




F2
note: decal P needed on right side

AE (AE on outside of right wing tank)

6. RF-4E 69-7491, 35+88, AG 51 „I“, Zweibrücken, 1984

„Tactical Air Meet – TAM“ (leading edge variation 1)



AJ (AK on outside of right wing tank)

7. RF-4E 69-7447, 35+01, WTD 61, Manching, Bavaria, 1979

(leading edge variation 1)



8. RF-4E 69-7457, 35+10, AG 52, Leck, 1981

(leading edge variation 1)



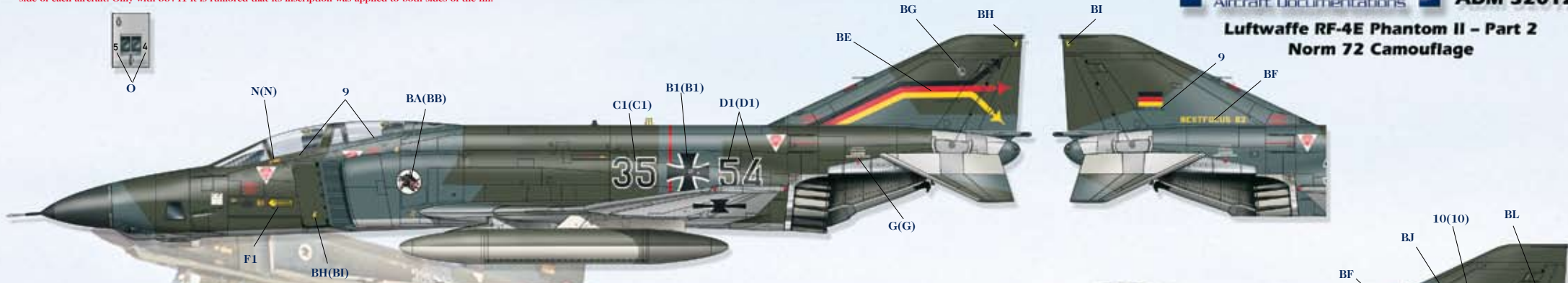
9. RF-4E 69-7501, 35+54, AG 52, Karup, Denmark, 1982

„Exercise Best Focus“ (leading edge variation 1)

All „Best Focus S2“ aircraft arrived in Karup without any nose art. During the exercise it was applied to only ONE side of each aircraft. Only with 35+41 it is rumored that its inscription was applied to both sides of the fin.


Luftwaffe RF-4E Phantom II – Part 2
Norm 72 Camouflage

The number in brackets behind the decal number e. g. 7(7) indicates the decal to be used on the other side of the aircraft.



10. RF-4E 69-7521, 35+74, AG 52, Karup, Denmark, 1982

„Exercise Best Focus“ (leading edge variation 1)



11. RF-4E 69-7511, 35+65, AG 52, Baden-Söllingen, June, 1983

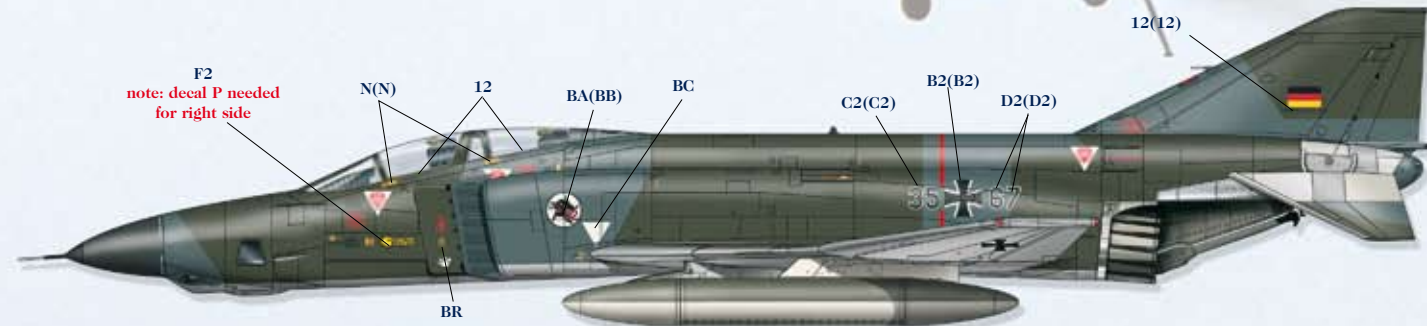
„NATO Tiger Meet“ (leading edge variation 1)



12. RF-4E 69-7514, 35+67, AG 52, Baden-Söllingen, June, 1983


„NATO Tiger Meet – small tactical codes“ (leading edge variation 2)

F2
note: decal P needed for right side



13. RF-4E 69-7470, 35+23, AG 52, Bremgarten, June, 1975


„Exercise Royal Flush XVIII“ (leading edge variation 1)



14. RF-4E 69-7488, 35+41, AG 52, Karup, Denmark, 1982

„Exercise Best Focus“ (leading edge variation 1)

*All „Best Focus 82“ aircraft arrived in Karup without any nose art. During the exercise it was applied to only ONE side of each aircraft. Only with 35+41 it is rumored that the inscription was applied to both sides of the fin. We have provided twice decal BK and leave it to the modeler to apply them both to 35+41.



15. RF-4E 69-7523, 35+76, AG 52, Villa Franca, Italy, 1982

„Squadron Exchange with 3° Stormo“

(leading edge variation 1)



Norm 72 Right Side (RF-4E 35+63)

Note that the leading edges of both inner wing pylons were painted RAL 6014.




Luftwaffe RF-4E Phantom II – Part 2
Norm 72 Camouflage



Black walkways on wings and fuselage (decals III/Ir, JI/Jr, KI/Kr) for all aircraft besides no. 5 and no. 12.

Yellow and red walkways on wings and fuselage (decals II/Ir, LI/Lr, MI/Mr) for aircraft no. 5 and 12 ONLY.



IMPORTANT NOTES!

- All Luftwaffe RF-4E aircraft featured unslotted stabilators.
- The Norm 72 camouflage was the first of two paint schemes for the Luftwaffe RF-4E Phantom II fleet. The camo remained in service until the mid 1980s when it was succeeded by Norm 1983A/B.
- The auxiliary wing tanks were delivered by MACAIR in USAF camouflage consisting of FS 34079 Forrest Green and FS 36622 Light Grey. In 1982 the HPC F-15 tank was introduced, which was delivered in FS 36622 light grey. Luftwaffe decided to keep these colours until all RF-4E aircraft had received the Norm 83A/B paint scheme.
- The leading edge on the left wing of Norm 72 camouflaged Phantoms differ from aircraft to aircraft. Check your reference carefully which one of the two variations was used for your particular RF-4E.
- Decals AC and AD are BONUS decals (see our publication ADP 008 for application).

