

2018

F-650/F-750 SUPER DUTY



SPECIFICATIONS



STANDARD FEATURES

Mechanical

6.7L Power Stroke® V8 Turbo Diesel (3 hp/torque rating options: 270/675 [99C], 300/700 [99E], and 330/725 [99X])

6.8L Triton® V10 3-valve gas (n/a on Tractor)

Ford TorqShift® HD 6-speed automatic transmission (without PTO provision)

12V Comstar® starting motor (diesel)

12V Denso® starting motor (gas)

8-gal. DEF tank (diesel)

Air cleaner

Alternator – 200-amp, extra-heavy-duty, 12V, Denso, brushless, pad-mounted (diesel)

Alternator – 175-amp, extra-heavy-duty, 12V, Mitsubishi® brushless, pad-mounted (gas)

Batteries – 750-amp (CCA), 12V, Motorcraft® (2 for a total of 1,500 CCA; diesel)

Battery – 900-amp (CCA), 12V, Motorcraft (gas)

Battery box – Right-hand frame-mounted under cab step

BorgWarner viscous fan clutch (diesel)

Brakes – Air brake system with 4-wheel, 4-channel Anti-Lock Brake System (ABS), traction control, and hand control valve for trailer brake (Tractor)

Brakes – Bosch® Hydro-Max® hydraulic brake system with 4-wheel, 4-channel Anti-Lock Brake System (ABS) (n/a on Tractor)

Donaldson® single-element air cleaner with restriction indicator (diesel)

Driveshaft – Dana base

Emergency flashers – 4-way

Engine coolant with red, extended-life Organic Acid Technology (OAT), and -40°F freeze-protection rating

Engine exhaust brake (diesel)

Exhaust – Single, switchback-style, horizontal; frame-mounted right side under cab with outside of frame rail rear discharge (diesel)

Exhaust – Single, horizontal, catalytic converter, frame-mounted right side back of cab; downward-facing outlet tip (gas)

Frame-mounted body-builder wiring at back of cab (n/a on Tractor)

Front parabolic taper-leaf springs with double-acting shock absorbers

Fuel/water separator (diesel)

Gearshift interlock key¹

Radiator – Aluminum with in-tank transmission cooler

Rear suspension with multi-leaf rear springs

SAE blade-type fuses

Wheel seals (front and rear axle), oil-lubricated wheel bearings (front and rear)

Fuel Tanks

50-gal. single rectangular aluminum, frame-mounted on left side (Regular Cab diesel)

65-gal. single rectangular aluminum, frame-mounted on left side (SuperCab and Crew Cab diesel)

50-gal. single rectangular steel, frame-mounted on left side (Regular Cab and SuperCab gas)

60-gal. single rectangular steel, frame-mounted on left side (Crew Cab gas)

Interior Cab Equipment

AM/FM stereo with auxiliary audio input jack, clock and 2 speakers

12V powerpoints (2)

Air conditioning – Manual with integral heater and defroster

Air registers with positive shut-off

Assist handle – A-pillars

Assist handle – B-pillars (Crew Cab)

Coat hooks (2)

Cruise control with steering wheel-mounted controls

Flooring – Black vinyl

Gauge cluster with electronic speedometer (mph/kph), oil pressure, coolant temperature, DEF gauge (diesel only), fuel gauge, tachometer, indicator lights, enhanced 3-button message center with odometer, hour meter, trip odometer, distance to empty for fuel, average fuel economy and warning messages

Glove box at right-hand instrument panel

Left-/right-hand front-window demisters

Molded cloth headliner

Multifunction, non-canceling turn signal switch (Tractor)

Multifunction, self-canceling turn signal switch (n/a on Tractor)

Oil maintenance minder

Rear-mounted dome lamp with integral map lights (Regular Cab/Crew Cab)

Scuff plates – Black molded-in-color

Steering wheel – Black vinyl

Sun visors – Driver and front-passenger, vinyl with passenger-side mirror

Upfitter switches (4) located in center IP with connector access located in engine compartment; includes 10-, 15-, and two 25-amp switches (diesel)

Exterior Cab Equipment

Air/electric lines (12' coiled; Tractor)

Assist handles – B-pillar on all models, C-pillar on Crew Cab

Body-builder wiring harness, back of cab at frame

Bumper – Front; full-width, black

Dual-note electric horn

Grille – Painted black, plastic

Headlamps – Aero-type with front side marker lamps and reflectors

Hood – Frame-mounted, front-end-tilting fiberglass hood and fenders assembly with torsion-bar assist (includes integrated noise shield, inner splash shields and mud flaps)

Lamps – Roof marker/clearance, amber lenses (5)

Mirrors – Black, dual rectangular, manually adjustable/folding with integrated spotter mirrors, sail-type, 96"-wide spacing

Pogo stick (Tractor)

Side repeat flasher

Taillamps with integrated stop, turn signal, backup and license plate

Tapered frame ends (Tractor)

Tow hooks (2) – Front, black, frame-mounted

Trailer charge valve (Tractor)

Trailer module – 7-pin, mounted at back of cab (Tractor)

Window – Rear, fixed, solar-tinted

Windshield – Solar-tinted with laminated glass

Windshield wipers – 2-speed intermittent with washer

Safety & Security

Belt-Minder® safety belt reminder (chime and flashing warning light on instrument panel if driver's safety belt isn't buckled)

Electronic stability control¹ (Tractor and F-750 diesel)

Safety belts – Color-keyed with fixed D-rings on all outboard seating positions (Regular Cab)²

Safety belts – Color-keyed with outboard front-seat adjustable D-rings (SuperCab/Crew Cab)²

EXTERIORS



Oxford White




Bold Yellow



Tangier Orange



Blue Jeans¹




Ingot Silver¹




School Bus Yellow




Race Red



Stone Gray¹



Magnetic¹




Green Gem¹



Shadow Black

Colors are representative only.
See your dealer for actual paint/trim options.

INTERIORS



Steel Gray HD Vinyl: Standard



Steel Gray Cloth: Optional

WHEELS



White Powder-Coated Steel
8- or 10-hole (front)
Standard



Polished Aluminum
(front)
Optional

CAB OPTIONS

REGULAR CAB



SUPERCAB



CREW CAB



AVAILABLE FEATURES

Axle & Suspension – Front

EmGard® SAE 50 synthetic lubricant

Axle & Suspension – Rear

Air suspension (diesel)

Air suspension dump valve (diesel)

Additional air suspension leveling valve (diesel)

Double-acting shock absorbers
(included with air suspension on diesel)¹

EmGard 75W-90 synthetic lubricant

Brakes & Brake Equipment

Air brake chambers – Spring-style
(relocated to rear of axle; diesel; n/a on Pro Loader®)

Air brake system with ABS, 4-channel (diesel)

Air brake system with ABS and traction control, 4-channel (diesel)

Air compressor – Bendix® Tu-Flo® 550 Compressor 13.2-CFM (for stand-alone air source with hydraulic brakes; included with air brake systems; required with air suspension; diesel only)¹

Air dryer – Bendix AD/IP® with heater mounted on left frame rail back of cab (diesel)

Automatic drain valve – Bendix DV-2™ with heater on diesel¹

Hydraulic Brake System – Bosch® Hydro-Max® with traction control (n/a on Tractor)

Trailer Connections

4-wheel trailer Air Brake Package (includes air lines to rear of frame, hand control valve and tractor protection valve; diesel only; n/a on Tractor)¹

7-way trailer connection socket, mounted at rear of frame, for combined trailer stop/tail/turn/marker light circuits (n/a on Tractor)¹

7-way trailer connection socket, mounted at rear of frame, for separate trailer stop/tail/turn/marker light circuits (n/a on Tractor)¹

7-way trailer connection socket, mounted at rear of frame, wired for turn signals combined with stop (compatible with trailers that use combined stop/tail/turn lights; diesel only; n/a on Tractor)¹

7-way trailer connection socket, mounted at rear of frame, wired for turn signals independent to stop (compatible with trailers that have amber or side turn lights with independent stop/turn; diesel only; n/a on Tractor)¹

Fuel Tanks

55-gal. single rectangular aluminum, frame-mounted on left side (Regular Cab diesel; n/a on Pro Loader)

60-gal. single rectangular steel, frame-mounted on left side (Regular Cab and SuperCab gas)

65-gal. single rectangular aluminum, frame-mounted on left side (Regular Cab diesel)

115-gal. dual rectangular aluminum
(65-gal. left-hand tank and 50-gal. right-hand tank; diesel)

Engine Equipment

Active regeneration control (diesel)

CNG/Propane Gaseous Engine Prep Package: hardened intake valves and valve seats (gas)

Engine block heater – Phillips,750-watt

Engine idle shutdown timer with 5-, 10-, 15- and 20-minute options

Manual regeneration initiation (driver interface in message center; diesel)

Top road speed limiter (65- and 70-mph options)

Driveline & Clutches

Driveshaft upgrade (diesel)

Transmission – Mobile and stationary mode power takeoff (PTO) provision

Exhaust

Switchback single, horizontal: frame-mounted outside right rail under cab with vertical exit (diesel)

Torpedo single, horizontal: frame-mounted right side back of cab with underbody exit in front of axle (diesel)

Electrical

Alternator – 220-amp, 12V (diesel)

Alternator – Dual heavy-duty, 357-amp total, 12V (diesel)

Alternator – Extra-heavy-duty 240-amp, 12V (gas)¹

Batteries – 900 CCA, 12V Motorcraft® (2 for a total of 1,800 CCA)

Batteries – 900 CCA, 12V Motorcraft (3 for a total of 2,700 CCA; diesel)

Batteries – Temporary mount at back of cab (dual 900 CCA or triple 900 CCA only, includes 10' of additional cable; diesel; n/a on Tractor)

Body-builder wiring to end of frame (n/a on Tractor)

Daytime running lamps

Electric, 102-decibel backup alarm

Remote-mounted jump-start stud¹

Taillamps delete (does not omit cable to end of frame; n/a on Tractor)¹

Interior Cab Equipment

Premium AM/FM stereo/single-CD player with MP3 capability, auxiliary audio input jack, steering wheel-mounted audio controls, clock and 4 speakers

Audio Delete Package: deletes radio and all associated parts (includes radio and auxiliary audio input jack covers)

Audio Prep Package: deletes radio and auxiliary audio input jack, but retains all associated parts

110V/150W power outlet

Air conditioning delete; fresh air heater and defroster only¹

Anti-theft system

Ford Telematics™ powered by Telogis® – Fleet tracking system²

Keys – Keyed-alike¹

Rear seat delete (SuperCab and Crew Cab)

Rearview mirror

Remote Keyless Entry System with 2 key fobs¹

SYNC® voice-activated, in-vehicle connectivity system (includes USB port and steering wheel-mounted SYNC controls)¹

Upfitter switches (4) located in center IP with connector access located in engine compartment; includes 10-, 15-, and two 25-amp switches (gas)

Voltmeter (located in message center)



AVAILABLE FEATURES (continued)

Exterior Cab Equipment

Air horn, black, single-trumpet, mounted on frame rail back of bumper (diesel)

Bumper – Front 3" extension
(n/a with front, swept-back bumper)

Bumper – Front, full-width, chrome-plated steel
(included with Exterior Appearance Package)

Bumper – Front, swept-back, Dark Shadow Gray-painted-steel¹

Frame reinforcement (F-750 only; n/a on Tractor)¹

Front bumper delete

Front stabilizer bar

Grille – Chrome (includes chrome headlamp bezels)

Grille – Fixed, black/gray

Integral front frame extension – 20" in front of grille¹

Lamps – Roof marker/clearance, clear lenses (5)

Lamps – Roof marker/clearance delete

Mirrors – Black, dual rectangular, manually adjustable/
folding and heated with integrated spotter mirrors,
sail-type, 96"-wide spacing¹

Mirrors – Black, dual rectangular, power-adjustable/
manually folding and heated with integrated spotter
mirrors, sail-type, 96"-wide spacing¹

Mirrors – Chrome caps, dual rectangular, manually
adjustable/folding with integrated spotter mirrors,
sail-type, 96"-wide spacing

Mirrors – Chrome caps, dual rectangular, manually
adjustable/folding and heated with integrated spotter
mirrors, sail-type, 96"-wide spacing¹

Mirrors – Chrome caps, dual rectangular, power-adjustable/
manually folding and heated with integrated spotter mirrors,
sail-type, 96"-wide spacing¹

Mirrors – Black, dual rectangular, manually adjustable/folding
with integrated spotter mirrors, sail-type, 102"-wide spacing

Mirrors – Black, dual rectangular, manually adjustable/
folding and heated with integrated spotter mirrors, sail-type,
102"-wide spacing¹

Mirrors – Black, dual rectangular, power-adjustable/
manually folding and heated with integrated spotter
mirrors, sail-type, 102"-wide spacing¹

Mirrors – Chrome caps, dual rectangular, manually
adjustable/folding with integrated spotter mirrors, sail-type,
102"-wide spacing

Mirrors – Chrome caps, dual rectangular, manually
adjustable/folding and heated with integrated spotter
mirrors, sail-type, 102"-wide spacing¹

Mirrors – Chrome caps, dual rectangular, power-adjustable/
manually folding and heated with integrated spotter mirrors,
sail-type, 102"-wide spacing¹

Mirrors – Trailer tow, power-telescoping with power glass,
power-folding, heated, includes manual convex integrated
spotter mirrors, integrated clearance lamps and turn signal
indicators, 96"-wide spacing¹

Mud flap holders – Rear, without flaps

Mud flaps – Rear¹

Special-rating GVWR (limited to 25,999 lbs.; straight frame)

Special-rating GVWR
(limited to 33,000 lbs.; F-750 straight frame diesel only)

Tow hooks delete

Window – Rear, sliding

Packages

Ambulance Prep Package (available with 300-hp Power Stroke® V8 Turbo Diesel engine): special EPA calibration for emergency vehicles, 357-amp dual heavy-duty alternators, and three 900 CCA batteries for 2,700 CCA total (n/a on Tractor)

Beverage Delivery Package: body-builder wiring with 6' additional length to accommodate drop-frame beverage body application

Exterior Appearance Package: full-width chrome-plated steel front bumper and chromed fender badges

Fire/Rescue Prep Package (available with 300-hp Power Stroke V8 Turbo Diesel engine): special EPA calibration for emergency vehicles, 357-amp dual heavy-duty alternators, and three 900 CCA batteries for 2,700 CCA total (n/a on Tractor)

Interior Appearance Package: front-mounted overhead console with dual sunglasses holders and front map lights, door-trim panels, map pockets, chrome air registers, 2nd-row bench seat (Crew Cab), 2nd-row flip-up seats with cushions and bolsters (SuperCab), perforated cab back panel (Regular Cab and Crew Cab), and Power Equipment Package

Power Equipment Package: power front side windows, power rear side windows (Crew Cab), manual rear side windows (SuperCab), power door locks, and door-trim panels (included in Interior Appearance Package)

FORD TELEMATICS POWERED BY TELOGIS^{2,3} helps you run your business efficiently, and provide drivers with feedback on the road.

Built-in, factory-installed, comprehensive diagnostic technology provides a 360° view of real-time vehicle metrics and driver behavior to help increase productivity.

An easy-to-use portal provides insights, dashboards and reports to help fleet managers to positively transform their fleet businesses.

Mobile connectivity links workers in the field with fleet managers to coordinate Department of Transportation compliance (including hours of service and driver vehicle inspection reports), work orders and more.



FRAMES

Model	Frame Order Code						
	533	534	535	536	537	538	539
F-650 Pro Loader® gas	—	—	—	—	S	—	—
F-650 Pro Loader diesel	—	—	—	—	S	—	—
F-650 gas	0	S	0	0	—	—	—
F-650 diesel	0	S	0	0	—	—	—
F-650 Tractor	—	—	—	S	—	—	—
F-750 gas	—	—	S	0	—	0	0
F-750 diesel	—	—	S	0	—	0	0
F-750 Tractor	—	—	0	S	—	0	—
Depth (in.)	9.125	10.125	10.250	10.125	9.125	10.250	10.375
Width (in.)	3.062	3.062	3.092	3.580	3.062	3.610	3.705
Thickness (in.)	0.312	0.312	0.375	0.312	0.312	0.375	0.438
Yield (psi)	80,000	50,000	80,000	120,000	80,000	120,000	120,000
Maximum section modulus (cu. in.)	10.75	12.64	15.14	14.18	10.75	16.98	20.11
Maximum resisting bending moment (in.-lbs.)	860,000	632,000	1,211,000	1,701,600	860,000	2,037,600	2,413,200

WHEEL AVAILABILITY

Wheel (in.)	F-650 Pro Loader Gas	F-650 Pro Loader Diesel	F-650 Gas	F-650 Diesel	F-650 Tractor	F-750 Gas	F-750 Diesel	F-750 Tractor
19.5 x 6.75 8-lug white powder-coated steel	S	S	0	0	—	—	—	—
19.5 x 7.5 10-lug white powder-coated steel	—	0	—	0	—	—	—	—
19.5 x 7.5 10-lug polished aluminum ¹	—	0	—	0	—	—	—	—
22.5 x 7.5 10-lug white powder-coated steel	—	—	S	S	S	S	S	S
22.5 x 8.25 10-lug white powder-coated steel	—	—	0	0	0	0	0	0
22.5 x 8.25 10-lug polished aluminum ¹	—	—	0	0	0	0	0	0

TIRE AVAILABILITY

Tire Size ²	F-650 Pro Loader Gas	F-650 Pro Loader Diesel	F-650 Gas	F-650 Diesel	F-650 Tractor	F-750 Gas	F-750 Diesel	F-750 Tractor
245/70R19.5G	0	S	0	0	—	—	—	—
245/70R19.5H	S	0	0	0	—	—	—	—
265/70R19.5G	0	0	0	0	—	—	—	—
11R22.5G	—	—	S	S	S	S	S	S
11R22.5H	—	—	0	0	0	0	0	0
255/70R22.5H	—	—	0	0	0	0	0	0
275/80R22.5G	—	—	0	0	0	0	0	0
275/80R22.5H	—	—	0	0	0	0	0	0
295/80R22.5H	—	—	—	—	—	0	0	0

DIMENSIONS³

Regular Cab (in.)
SuperCab (in.)
Crew Cab (in.)

Overall height (at curb)

RC 89.6 – 94.7
 SC 89.6 – 94.7
 CC 89.6 – 94.5

Width at front fenders

RC 95.5
 SC 95.5
 CC 95.5

Frame rail width

RC 34.0
 SC 34.0
 CC 34.0

Front bumpers to back of cab

RC 114.4
 SC 135.4
 CC 149.9

Load floor height (at curb)

RC 33.1 – 39.3
 SC 33.1 – 39.3
 CC 33.1 – 39.2

Front bumper to center of front axle

RC 40.4
 SC 40.4
 CC 40.4

Wheelbase

RC 146.0 – 281.0
 SC 167.0 – 281.0
 CC 182.0 – 278.0

Center of rear axle to end of frame

RC 39.0 – 120.0
 SC 39.0 – 120.0
 CC 39.0 – 100.0

Back of cab to center of front axle

RC 74.1
 SC 95.0
 CC 109.5

Back of cab to center of rear axle

RC 72.0 – 207.0
 SC 72.0 – 186.0
 CC 72.0 – 168.0



AXLES

Model	Front Axle Rating (lbs.)			
	8,500	10,000	12,000	14,000
F-650 Pro Loader® gas	S	—	—	—
F-650 Pro Loader diesel	S	—	—	—
F-650 gas	S	0	—	—
F-650 diesel	S	0	—	—
F-650 Tractor	—	S	—	—
F-750 gas	—	S	0	—
F-750 diesel	—	S	0	0
F-750 Tractor	—	S	0	0

Model	Rear Axle Rating (lbs.) - Single-Speed					
	13,500	17,500	19,000	21,000	23,000	26,000
F-650 Pro Loader gas	S	0	—	—	—	—
F-650 Pro Loader diesel	S	0	—	—	—	—
F-650 gas	—	S	0	—	—	—
F-650 diesel	—	S	0	—	—	—
F-650 Tractor	—	S	0	—	—	—
F-750 gas	—	—	—	S	—	—
F-750 diesel	—	—	—	S	0	0
F-750 Tractor	—	—	—	S	0	0


Model	Rear Axle Rating (lbs.) - 2-Speed			
	21,000			
F-750 diesel	0	—	—	—
F-750 Tractor	0	—	—	—

SUSPENSIONS

Model	Front Spring Rating (lbs.)				
	8,500	10,000	12,000	13,200	14,000
F-650 Pro Loader gas	S	0	—	—	—
F-650 Pro Loader diesel	S	—	—	—	—
F-650 gas	S	0	0	—	—
F-650 diesel	S	0	0	—	—
F-650 Tractor	—	S	0	—	—
F-750 gas	—	S	0	0	—
F-750 diesel	—	S	0	0	0
F-750 Tractor	—	S	0	0	0

Model	Rear Multi-Leaf Springs Rating (lbs.)				
	15,500	19,000	21,000	23,000	31,000
F-650 Pro Loader gas	S	0	—	—	—
F-650 Pro Loader diesel	S	0	—	—	—
F-650 gas	—	S	0	—	—
F-650 diesel	—	S	0	—	—
F-650 Tractor	—	S	0	—	—
F-750 gas	—	—	S	0	—
F-750 diesel	—	—	S	0	0
F-750 Tractor	—	—	S	0	0

Model	Rear Air Suspension Rating (lbs.)			
	12,000	19,000	21,000	23,000
F-650 Pro Loader diesel	0	0	—	—
F-650 diesel	—	0	0	—
F-650 Tractor	—	0	0	—
F-750 diesel	—	—	0	0
F-750 Tractor	—	—	0	0



WEIGHT RATINGS & WHEELBASE/CAB-TO-AXLE RANGES

Model	GVWR (lbs.)	GCWR (lbs.)	Curb Weight (lbs.)	Wheelbase/Cab-to-Axle Range (in.)		Crew Cab	Options		
				Regular Cab	SuperCab		Regular Cab	SuperCab	Crew Cab
F-650 Pro Loader gas	22,000 - 26,000	37,000	8,748 - 9,527	158/84 - 242/168	179/84 - 239/144	194/84 - 254/144	5	3	3
F-650 Pro Loader diesel	22,000 - 26,000	50,000	9,407 - 11,628	158/84 - 242/168	179/84 - 239/144	194/84 - 254/144	5	3	3
F-650 gas	25,600 - 29,000	37,000	9,618 - 10,533	158/84 - 260/186	179/84 - 263/168	182/72 - 278/168	11	10	11
F-650 diesel	25,600 - 29,000	50,000	10,278 - 11,947	158/84 - 260/186	179/84 - 263/168	182/72 - 278/168	11	10	11
F-650 Tractor	27,500 - 29,000	50,000	11,062 - 11,573	146/72 - 158/84	167/72 - 179/84	182/72	2	2	1
F-750 gas	31,000 - 33,000	37,000	9,748 - 10,672	158/84 - 281/207	179/84 - 281/186	182/72 - 266/156	12	11	10
F-750 diesel	31,000 - 37,000	50,000	10,408 - 12,166	158/84 - 281/207	179/84 - 281/186	182/72 - 266/156	12	11	10
F-750 Tractor	31,000 - 37,000	50,000	11,274 - 11,785	146/72 - 158/84	167/72 - 179/84	182/72	2	2	1



SEATING CHART

Standard Front		Suspension System	Position
	30% width high-back bucket with manual lumbar, integrated head restraint, fore/aft adjustment, reclining, armrest and floor-mounted mini-console	Fixed-spring	Driver
	30% width high-back bucket with integrated head restraint, fore/aft adjustment, reclining and armrest	Fixed-spring	Passenger
Optional Front			
	30/70 split full-width, high-back bucket driver's seat, fore/aft adjustment and reclining; includes driver's seat manual lumbar, integrated head restraints and fold-down armrest with tray and cupholders	Fixed-spring	Driver/2-passenger
	Air suspension with integral pump high-back bucket driver's seat and fixed-spring 2-passenger bench seat; includes driver's seat manual lumbar, integrated head restraints and fold-down armrest with tray and cupholders ¹	Air suspension with integral pump/fixed-spring	Driver/2-passenger
	Air-ride high-back bucket driver's seat and fixed-spring 2-passenger bench seat; includes driver's seat manual lumbar, integrated head restraints and fold-down armrest with tray and cupholders ¹	Air-ride/fixed-spring	Driver/2-passenger
	High-back bucket with integrated head restraint, fore/aft adjustment, reclining, manual lumbar and armrest	Fixed-spring	Driver
	Air suspension with integral pump high-back bucket with manual lumbar, integrated head restraint and armrest ¹	Air suspension with integral pump	Driver
	Full air-ride high-back bucket with air lumbar, integrated head restraint and armrest ¹	Air-ride	Driver
	Air suspension with integral pump high-back bucket driver's seat and fixed-spring high-back bucket passenger seat; includes armrests, driver's seat manual lumbar, integrated head restraints and floor-mounted mini-console ¹	Air suspension with integral pump/fixed-spring	Driver/passenger
	Air suspension with integral pump high-back buckets with driver's seat manual lumbar, integrated head restraints, armrests and floor-mounted mini-console ¹	Air suspension with integral pump	Driver/passenger
	Air-ride high-back bucket driver's seat and fixed-spring high-back bucket passenger seat; includes armrests, driver's seat air lumbar, integrated head restraints and floor-mounted mini-console ¹	Air-ride/fixed-spring	Driver/passenger
	Full air-ride high-back buckets; includes armrests, driver's seat air lumbar, integrated head restraints and floor-mounted mini-console ¹	Air-ride	Driver/passenger
	40/20/40 split, full-width, fore/aft adjustment, reclining, with adjustable head restraints; driver's seat includes manual lumbar; fixed center seat includes fold-down armrest with tray and cupholders	Fixed-spring	Driver/center/passenger
Standard Rear			
	60/40 split, 3-passenger rear bench, full-width, fold-up; converts to load floor (SuperCab)	High-density foam	Rear bench
	60/40 split, 3-passenger full-size rear bench, full-width with folding back (Crew Cab)	Fixed-spring	Rear bench



Standard 30% width high-back bucket driver and front-passenger bucket seats.



Optional 40/20/40 split high-back bucket driver and front-passenger bucket seats.

Ford Commercial Vehicle Center. Each of the 678 dealerships in our Commercial Vehicle Center (CVC) network is committed to providing quality commercial-oriented products and service, as well as special financing and billing arrangements, to businesses that rely on Ford products. As a CVC customer, your business vehicles receive priority service at your CVC dealership to help get your vehicle back on the road quickly.

Financial Services. Our commercial purchase plans and lines of credit offer attractive rates, negotiable terms and business-friendly options. If you prefer to lease, our CommercialLeaseSM programs offer a wide variety of package options to meet your needs. For additional information, please visit our website at fordcredit.com/comlend.

Ford ProtectTM Extended Service Plans. Whether you purchase or lease your Ford vehicle, insist on genuine Ford Protect extended service plans. Ford Protect has a variety of plans to give you peace-of-mind protection whether you want vehicle component or maintenance coverage. Plus, they are fully backed by Ford and honored at all Ford dealerships in the U.S., Canada and Mexico. When you visit your dealer, insist on genuine Ford Protect extended service plans.

Ford Original Accessories. They're warranted for whichever provides you the greatest benefit: 24 months/unlimited mileage, or the remainder of your Bumper-to-Bumper 3-year/36,000-mile New Vehicle Limited Warranty. Ford Licensed Accessories (FLA) are warranted by the accessory manufacturer's warranty. FLA are designed and developed by the accessory manufacturer and have not been designed or tested to Ford Motor Company engineering requirements. Contact your Ford Dealer for details and/or a copy of all limited warranties.

BENDIX is a registered trademark of Knorre-Bremse used under license by Bendix Commercial Vehicle Systems LLC. Tu-Flo[®] AD/IP[®] and DV-2[™] are registered trademarks of Bendix Commercial Vehicle Systems LLC. Comstar is a registered trademark of COMSTAR Automotive Technologies Pvt Ltd. Denso is a registered trademark of Denso International America, Inc. Donaldson is a registered trademark of Donaldson Company, Inc. EmGard is a registered trademark of Cognis IP Management GmbH. Hydro-Max is a registered trademark of Robert Bosch GmbH. Mitsubishi is a registered trademark of the Mitsubishi Corporation.

Comparisons based on competitive models (Class 6-7 Conventional Chassis Cabs based on Ford segmentation), publicly available information and Ford certification data at time of release. Vehicles may be shown with optional and aftermarket equipment. Features may be offered only in combination with other options or subject to additional ordering requirements/limitations. Dimensions and capacity ratings shown may vary due to optional features and/or production variability. Information is provided on an "as is" basis and could include technical, typographical or other errors. Ford makes no warranties, representations, or guarantees of any kind, express or implied, including but not limited to, accuracy, currency, or completeness, the operation of the information, materials, content, availability, and products. Ford reserves the right to change product specifications, pricing and equipment at any time without incurring obligations. Your Ford Dealer is the best source of the most up-to-date information on Ford vehicles. Body manufacturers are responsible for compliance certification of the completed vehicle. The Ford New Vehicle Limited Warranty and any government certification made by Ford shall cover only the vehicle as manufactured by Ford and shall not extend to any addition, modification or change of or to the vehicle by the Ford Authorized Pool Account.

