



a better  
view  
**inside  
and out**



**ALL WEATHER  
WINDOWS**  
**RENOVATIONS**

## **product guide**

state-of-the-art windows and doors





## about

- 6 Why All Weather Windows Renovations?
- 7 The Energy-Efficiency Experts
- 8 North American Fenestration Standard (NAFS)
- 10 Professional Installation

## doors

- 13 Expect More From Your Door
- 14 Entry Door System
- 16 Multilock Hardware
- 18 Door Options
- 19 Door Colours
- 20 Entry and Garden Doors
- 22 Entry Door Styles
- 24 Decorative Lites
- 26 Vantage Patio Door

## windows

- 29 Windows With Colour
- 30 Operating Styles and Configurations
- 32 Energy Efficient Glass
- 34 Textured Glass
- 35 V-weld Innovation
- 36 Apex Alloy 9950 Series
- 37 Apex 9100 Series
- 38 Terrano 2100 Series
- 39 Summit 9700 Series
- 40 Terra 2750 Series
- 41 Basement Windows
- 42 Personalize your Windows
- 43 Acrylic Wrap
- 44 Window Colours
- 46 Hardware
- 47 Grille and SDL
  
- 48 Before & After
- 49 Notes
- 50 Glossary
- 52 Find Us



## A MESSAGE FROM OUR CEO

As the largest Canadian owned and operated window and door manufacturer, All Weather Windows is committed to you, our customer. What matters to you, matters to us. That is our promise.

And our promise is not just words. At All Weather Windows, we truly listen to our customers. Our team of experts is constantly working to understand what our customers value and consistently delivering on that value. Our award-winning line of products are made for you with care, by employees dedicated to providing the best possible product and the best possible customer experience.

Designed with you and your unique needs in mind, our products and services, including professional installation, are innovative, industry leading, and exceptional in every way. Our energy efficient windows and doors are tested & certified to meet stringent NAFS standards which are harmonized with AAMA, WDMA & CSA A440. With our continuous investment in research and development and our focus on operational excellence, we offer you, our customers, a guarantee that no other Canadian company can.

Trusted. Valued. Effortless. That is the All Weather Windows experience.

**RICHARD SCOTT**  
President & CEO



## FOUR DECADES OF GIVING

At All Weather Windows, our philosophy for giving back is to improve the lives of families, one family at a time. Over the years, we have been fortunate to work with many incredible partners to help achieve our vision and assist those in need the best we can.

Our focus is to work with our partners to build sustainable and long-term support for those in need. We strive to empower long term success by providing assistance to students in industry related studies; helping organizations who support children and families; working with organizations that focus on mental health and provide opportunities for individuals with disabilities; and by devoting resources in the construction of shelter for those in need. We are proud to partner with organizations such as Habitat for Humanity, U School and Camp Nakamun.



The All Weather Windows 238,000 sq. ft. state-of-the-art manufacturing plant and showroom in Edmonton, Alberta, Canada. The facility houses our Edmonton sales, service, corporate services and support staff.

## PROUDLY CANADIAN

Founded in Edmonton in 1978 to create Canadian-made windows and doors designed specifically for unique Canadian climates, All Weather Windows has grown to become one of the country's largest window and door manufacturers. Our leading-edge manufacturing plants produce a full range of energy efficient, award-winning, sustainable and weather-resistant window and door products.

From the very beginning, our focus has been on innovation, creating windows and doors that are not only beautiful, but also exceed all standards for thermal efficiency and energy savings, so that you enjoy greater home comfort with lower environmental impact.

Our products include many industry firsts and award winning designs as well as meeting the stringent

performance requirement of ENERGY STAR® and North American Fenestration Standards. We're proud to have been recognized as the 2018 ENERGY STAR® Sustained Excellence partner and as ENERGY STAR® Manufacturer of the Year for six times in eight years. We are a Platinum club member of Canada's Best Managed Companies.

You can trust All Weather Windows Renovations to help you achieve a successful renovation that will add beauty and value to your home for years to come. You can rest assured that you will get proper, professional

installation, backed by our 5-year warranty on installation labour.



# WHY ALL WEATHER WINDOWS RENOVATIONS?

Sometimes the most important parts of your windows and doors are what you don't see.

At All Weather Windows Renovations we understand that you're not just choosing a window and door provider - you're choosing peace of mind. With over 40 years of experience, our consultation, installation and post-installation experts are committed to understanding your unique needs while delivering exceptional service and award-winning products.

## FINANCING

Your home renovation is a valuable investment. We can make it easier to move forward with flexible financing solutions. Talk to your sales representative about a customized monthly payment plan that works for you.

## 5-YEAR INSTALLATION WARRANTY

You can rest assured you'll get proper, professional installation, backed by our 5-year warranty on installation labour.

## STACK US UP

Use this handy checklist to compare the benefits of All Weather Windows to other manufacturers to see how we stack up. You'll discover that only All Weather Windows checks all the boxes.

	All Weather Windows	Company A	Company B
Industry leading Health & Safety program	✓		
NAFS certified products	✓		
Alberta made for Alberta's climate	✓		
Industry leading design and manufacturer	✓		
High performance glass	✓		
The most effective warm edge spacer bars	✓		
Variety of energy efficient frame materials	✓		
Products tested to AAMA/WDMA/CSA standards	✓		
ENERGY STAR® Window and Door Manufacturer of the Year	✓		
All vinyl frames are made with virgin PVC only	✓		
InstallationMasters™ certified installers	✓		
Helpful, no pressure sales service	✓		
Fair and open pricing	✓		
Financing options	✓		
Canadian owned and operated	✓		
40+ years of experience	✓		
Platinum member of Canada's Best Managed Companies	✓		
Member, Canadian Home Builders Association	✓		
Better Business Bureau Accredited A+ rating	✓		

# THE ENERGY-EFFICIENCY EXPERTS

All Weather Windows prides itself on being an industry leader when it comes to manufacturing energy-efficient, high-performance windows and doors.

This includes ensuring that our products meet and exceed local and national building codes as well as stringent energy-efficiency standards. We offer a full range of **NAFS** (AAMA/WDMA/CSA 101/I.S.2/A440, North American Fenestration Standard) and **ENERGY STAR® Certified** windows and doors, ensuring the products you choose are tailored to your geographic location and conditions while providing maximum value and comfort for your home.

## WE KNOW CANADIAN WEATHER

Extreme weather is what separates good windows and doors from bad ones. As a company born and raised in Canada, we know what it takes to make products that stand up to our extraordinary seasons. From heavy west coast rain to unforgiving blizzards on the prairies and the bitter cold of the north, our doors and windows have been rigorously tested for every climate in all types of weather. From multiple insulated air chambers and welded corners on our PVC windows, to dual and triple pane glass with Low-E coatings, we can help create a custom product package that exactly matches your needs.



## ENERGY STAR®

Research from Natural Resources Canada indicates that because of the Canadian climate, we spend far more money each year on heating than we do on cooling our homes — adding up to a lot of wasted money.

Luckily, installing ENERGY STAR® certified windows can put a stop to this by significantly cutting energy consumption. It can also save three quarters of a tonne of greenhouse gas emissions annually. That's equivalent to the carbon offset of planting 80 trees. It's also why our windows are built to the highest energy efficient standards, consistently earning us ENERGY STAR® awards year after year.



### PRO TIP: GREEN REBATES

Homeowners who replace their windows and doors with new ENERGY STAR® certified products may be eligible for rebates. To find out what rebates are currently being offered, visit us at [allweatherwindows.com/energy-efficiency/grants-rebates](http://allweatherwindows.com/energy-efficiency/grants-rebates)

For more information on NAFS ratings and standards, please see page 8 of this catalogue or speak to an All Weather Windows representative. For energy-efficient glass performance ratings and technology, see page 30.  
ENERGY STAR® is a registered trademark of the U.S. EPA and is administered in Canada by Natural Resources Canada.

# NORTH AMERICAN FENESTRATION STANDARD

## WHAT IS NAFS?

The North American Fenestration Standard (NAFS) is designed to combine the fenestration testing and ratings process previously done by organizations such as AAMA, WDMA and CSA, into a harmonized North American Standard. It has been incorporated into the National Building Code of Canada and implemented across Canadian provinces.

NAFS Certification requires stringent standards be met for:

- » Air tightness
- » Water penetration resistance
- » Structural performance under wind loads
- » Forced entry resistance

All Weather Windows offers NAFS tested and certified windows and doors, available in nearly every product series and configuration\*. Each NAFS certified product is clearly labelled, outlining the PG value and any specific ratings such as water and air resistance values.



## PERFORMANCE GRADE & CLASS

Ratings are based on a combination of a product's structural properties and its ability to resist water. As a result, a single numeric rating is assigned to each product. This rating is called the **PERFORMANCE GRADE (PG)**.

NAFS has also categorized the application of fenestration products into four groups. Each of these groups is called a **PERFORMANCE CLASS**. Each class requires products that meet a minimum performance grade.

The performance classes and applicable minimum performance grades are:

- R:** Residential (one and two family) - minimum PG15
- LC:** Light Commercial (low rise and multi-family dwellings) - minimum PG25
- CW:** Commercial Window (low rise and multi-family dwellings, higher loads and larger sizes) - minimum PG30
- AW:** Architectural Window (mid to high rise buildings, high exposure conditions) - minimum PG40

## DETERMINING NAFS RATINGS

Meeting the new NAFS requirements ensures your home meets the latest building code standards. Determining the requirements for your specific home depends on the following factors:

- » **WHERE:** what Province & City is your home located in.
- » **BUILDING TYPE:** Part 9 (generally applies to houses & certain small buildings that are less than 3 storeys high and 600 m<sup>2</sup>) or Other. For a home renovation, buildings are usually considered Part 9.
- » **PRODUCT HEIGHT:** how high above ground to the top of the product.
- » **TERRAIN TYPE:** Open or Rough as defined by National Building Code 2015. Open terrain is level terrain with only scattered buildings, trees or other obstructions, open water or shorelines. Rough terrain is where the terrain is suburban, urban or wooded terrain extending upwind from the building uninterrupted for at least 1 km or 20 times the height of the building, whichever is greater. For a home renovation, terrain is usually considered to be Rough.



These factors will determine the Performance Class needed for your home and give you the minimum standard for 5 different ratings. Most homes require a minimum Performance Class of R. Project specifications may require a higher Performance Class.

To ensure you know what the minimum requirements are for your home, ask your All Weather Windows Renovations sales expert or visit [www.fenestrationcanada.ca](http://www.fenestrationcanada.ca) for the most up-to-date calculator.

**WHERE**

Province: Alberta

City: Calgary

Building Type: Part 9  Other

**LOCATION**

Product Height: 10 meters  
*Above ground to top of product*

Terrain Type<sup>A</sup>: Open  Rough

**PERFORMANCE REQUIREMENTS**

Performance Class<sup>B</sup>: R  LC  CW  AW

minimum performance grade (PG)	15
minimum positive design pressure	720 PA
minimum negative design pressure	-720 PA
minimum water penetration resistance test pressure	220 PA
minimum canadian air infiltration/exfiltration <sup>C</sup>	A2

### EXAMPLE: CALGARY

Where the home is in Calgary, Part 9 building type, product is up to 10 metres above ground and in Rough terrain, you want to see performance ratings that meet or exceed those shown in the example to the left.

**WHERE**

Province: Alberta

City: Edmonton

Building Type: Part 9  Other

**LOCATION**

Product Height: 10 meters  
*Above ground to top of product*

Terrain Type<sup>A</sup>: Open  Rough

**PERFORMANCE REQUIREMENTS**

Performance Class<sup>B</sup>: R  LC  CW  AW

minimum performance grade (PG)	15
minimum positive design pressure	720 PA
minimum negative design pressure	-720 PA
minimum water penetration resistance test pressure	180 PA
minimum canadian air infiltration/exfiltration <sup>C</sup>	A2

### EXAMPLE: EDMONTON

Where the home is in Edmonton, Part 9 building type, product is up to 10 metres above ground and in Rough terrain you want to see performance ratings that meet or exceed those shown in the example to the left.

#### LEGEND

- A Terrain Type - definitions from NBC 2015\*.
- B The minimum Performance Class for building code Part 9 compliance is R, project specifications may require a higher Performance Class, please review the specification and NAFS 2011 for more information\*.
- C An A3 or Fixed rating exceeds the performance of an A2 rating\*.

# PROFESSIONAL INSTALLATION

---



Quality of installation is just as important to long-term performance as manufacturing quality.

A great new door or window that's poorly installed won't perform the way it should. That's why we were the first in Canada to train our installers using the Installation Masters™ certification program. Developed by the American Architectural Manufacturers Association, the program ensures that every All Weather Windows Renovations installer has been trained in “best practices” to get the job done right.



## HOW THE INSTALLATION PROCESS WORKS:

1. Your order information is processed by an All Weather Windows Renovations Representative and submitted to our customer service team.
2. A Customer Service Professional will send your order to one of our certified installation specialists.
3. Within two weeks, our installation specialists will contact you to schedule a comprehensive final measurement. This helps to ensure the exact measurement, manufacturing, processing and installation of your new windows.
4. The installation specialist will submit the final measurements to the office for processing, ordering and production scheduling.
5. Once we finalize production dates we will call you to confirm an installation date (approximately 2 week prior to your actual installation date). We will remind you to remove your blinds and any other items that might be in the way, and to clear a 4-foot space around the inside and outside of the windows for ease of access. You'll also need to cover items that may get dusty from the installation process.
6. If you are having a door space enlarged, please make sure all electrical is relocated by an electrician prior to the installation date.
7. Installation will typically begin in the morning. Payment will be required upon completion. If you won't be home at the time of completion, the balance owing or signed certificate should be given to the installers when they arrive.



## TYPES OF INSTALLATION

With renovation installations, we offer three types of installation finishes depending on the construction of your home.

### BRICKMOULD

Most of our PVC windows can feature a factory applied PVC brickmould in multiple color options and a 2" or 1 1/2" width. This is ideal for the replacement of old wood windows that have an existing wood exterior brickmould and sill.



### BLOCK AND CAP

Need custom colours or a larger trim to seal an existing window opening? Block and Cap is a great solution for this. This method provides a completely pre-finished exterior with a variety of width and color options.



### INSERTS

Inserts are new, fully-functional windows that are installed into the frame of your existing wood windows. This results in a maintenance free, energy efficient window that utilizes your existing window frame and trim.

# Doors



Shown: St-James lite on steel door

# expect more from your door

Exterior doors are a statement of style and reflect the homeowner's unique personality. A bold and beautiful door will transform the look of a home and impact the mood and attitude of the entire space.



## ENTRY DOORS

Make a lasting impression with textured fibreglass, smooth fibreglass or high-definition steel — all with beautiful decorative glass options.

We offer a selection of finely crafted entry doors for every type of home. From decorative glass to solid panels, we have a door to perfectly match your style.

### AVAILABLE PRODUCTS

<b>TEXTURED</b> Fibreglass	<b>18</b>
<b>SMOOTH</b> Fibreglass	<b>18</b>
<b>PRE-FINISHED</b> Steel	<b>18</b>



## GARDEN DOORS

The elegance of garden doors adds a classic touch to your home, while still providing superior functionality and energy efficiency.

Like our patio doors, garden doors feature full-length glass—increasing natural light in your home. They also have the option to vent open for increased natural air flow.

### AVAILABLE PRODUCTS

<b>GARDEN</b>	<b>19</b>
Pre-finished Steel & Fibreglass	



## SLIDING PATIO DOORS

With wide glass surfaces, sliding doors offer a large, unobstructed view of the outdoors and allow more light into your home.

Sliding doors take up less space than hinged doors since there's no need for them to swing open. They open up indoor spaces and add depth and brightness to your home.

### AVAILABLE PRODUCTS

<b>VANTAGE</b>	<b>24</b>
PVC/Acrylic Wrap	

# ENTRY DOOR SYSTEM

## ROBUST CONSTRUCTION. EXCEPTIONAL PERFORMANCE.

Packed with innovative features, our entry door system boasts better drainage, more robust construction and an enhanced seal, improving overall performance and stability. Warp and rot-resistant laminated wood posts with post boots keep the posts dry and offer improved strength while a gasketed drip lip and high capacity drainage system keep water from entering your home.



### ONE-PIECE DRAINABLE DOOR SILL

Our unique, fully drainable inswing door sill offers exceptional durability and leak resistance due to its one-piece PVC base.

### HIGH-PERFORMANCE WEATHERSTRIPPING

All our door frames feature high-performance foam weatherstripping on all 4 sides of the door frame, ensuring that warmth stays in your home and the wet and cold stay out.

### NAFS READY & CERTIFIED\*

To meet the stringent North American Fenestration Standards (NAFS), our doors come with the option to be fully NAFS certified\*.



# MULTILOCK HARDWARE

## THE 3-POINT DIFFERENCE

For the ultimate weather-proof seal, All Weather Windows offers an optional 3-point multilock door hardware system<sup>1</sup>. This innovative locking system is smart, sophisticated, and packed with features for the optimum choice in security and performance. These features include:


- » Available as a 3-point shoot bolt system to meet stringent performance requirements, including NAFS
- » Unique “Duo-Glide” lock mechanism is superior to standard single drive systems. The “Duo-Glide” two-way action balances the lock system providing smoother, quieter and easier operation. “Duo-Glide” allows for the lock points to engage in tension rather than compression thereby reducing stress on other elements of the lock system for longer life.
- » Anti-slam device
- » Laminated stainless steel dead bolt with anti-saw pin
- » Anti-back drive feature prevents tampering with dead bolt and shoot bolts
- » Dead bolt and shoot bolts have 1” of throw
- » Latch wear strip prevents marring the centre of the striker plate
- » 90 degree thumb turn dead bolt operation located above the handle

Through superior craftsmanship, materials and handle styles, our multipoint hardware takes the guesswork out of selecting the right hardware for your door. With a wide selection of premium finishes, you’ll be sure to perfectly match your door with the rest of your home’s finishes.











## MULTILOCK HARDWARE STYLE OPTIONS



## MULTILOCK HARDWARE FINISH OPTIONS

		Athena	Classic	Contemporary	Modern	Traditional	Transitional	Stuttgart
	Black	•	•	•	•	•	•	•
	Brushed Nickel		•	•	•	•	•	
	Oil Rubbed Bronze	•	•	•	•	•	•	•
	Polished Chrome		•	•	•	•	•	
	Satin Chrome		•	•	•	•	•	
	Satin Nickel	•						•


<sup>1</sup>Available by request only. Additional charges apply. This hardware may be required to meet minimum NAFS codes. Check with an All Weather Windows sales representative for more information.

# DOOR OPTIONS

## BRICKMOULD

Brickmould is the moulding that fills the gap between where the door and wall meet. Our aluminum 3/4" slimline brickmould includes an integrated nail flange, while our 2" renovation option boasts a discreet screw channel and cover, making it the perfect choice for replacing your existing door.

In addition to our aluminum brickmould options, we offer primed wood brickmould in 3 different profiles.



## INTERNAL GRILLE & SDL (SIMULATED DIVIDED LITES)

**Internal grilles** are installed between panes of glass, leaving the exposed interior and exterior glass smooth and easy to clean. Grilles provide a beautiful look of divided light, while being virtually maintenance free.


**Simulated Divided Lites (SDL)** are installed on the exterior and interior of the glass surface to simulate the look of divided panes of glass. Traditionally, individually divided panes of glass reduce energy efficiency by creating multiple seams and joints for every pane. With the simulated design, you get the beautiful look of divided glass, without sacrificing energy efficiency.

### GRILLE FINISHES

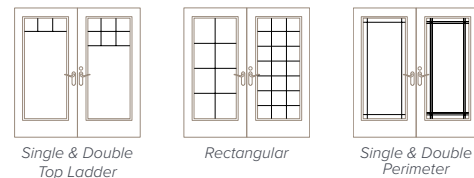
	Black	Gold	Lead	Patina	White	Wicker
5/16"	•	•	•	•	•	•
5/8"	•	•		•	•	•
1"		•		•	•	•
1" Split (white/black)	•					
5/8" Georgian		•	•	•	•	•



### GRILLE SPLIT FINISHES<sup>1</sup>



### GRILLE & SDL PATTERNS<sup>2</sup>



### GRILLE SIZES



### SDL SIZES



<sup>1</sup>Not all grille colours available in all sizes.

<sup>2</sup>Available on clear and textured glass only (see page 56). Not available on decorative glass.


NOTE: Actual finishes may not be exactly as shown. Colour selection may vary. Ask an All Weather Windows representative for details.

# DOOR COLOURS

## PRE-PAINTED AND PRE-STAINED DOOR SLAB FINISHES

Offering superior durability, extended service life and exceptional chemical resistance, our pre-painted doors offer a professionally-finished solution. Available on smooth fibreglass and woodgrain textured fibreglass door slabs, choose from a variety of stunning factory-applied paint and stain finishes.\*

### PAINT FINISHES




### STAIN FINISHES




## EXTERIOR CLADDED DOOR FRAME FINISHES

All door frames come standard with a metal clad exterior which protects the door frame while adding colour and a seamless finish. With a wide selection of standard and premium colour finishes to choose from, you are sure to find the perfect match for your home and style.\*\*

### STANDARD CLAD COLOURS



### PREMIUM SOLID CLAD COLOURS



### PREMIUM METALLIC CLAD COLOURS



\*Actual finishes may not be exactly as shown. Colour selection may vary. Available on fibreglass doors only. Finishing includes all 6 sides of door slab and glass insert frames (if applicable). Finishing is not offered on door frame components, including exterior frame and interior jamb.  
 \*\*Actual finishes may not be exactly as shown. Colour selection may vary. Premium colours have an additional upcharge including a colour setup fee and may have an extended lead time. Options shown do not apply to steel adjustable Fast-Frame®.

# ENTRY DOORS



Smooth Fibreglass

Our selection of entry doors are engineered to withstand whatever Mother Nature throws at them.

① **GLASS INSERTS**

All decorative glass inserts feature a triple pane 1" insulated assembly. We also offer dual pane insulated inserts and flush-glazed frame designs.

② **ENGINEERED STILES**


Hinge and lock stiles feature laminated lumber to provide excellent dimensional stability.

③ **POLYURETHANE CORE**

Our rigid polyurethane foam, which meets strict environmental guidelines, provides maximum thermal protection and dimensional stability.

④ **ROT-RESISTANT BOTTOM RAIL**

A high-performance composite material is used on all our bottom rails, allowing for exceptional resistance to rot.



Textured Fibreglass



Smooth Fibreglass



Pre-finished Steel

# GARDEN DOORS



Style and functionality come together to create a beautiful, low-maintenance garden door.

We offer our garden doors in single to four-wide configurations, with one panel opening as a door and the second one fixed or opening in a swing-out window style. Metal cladding on the door posts and jambs is offered in our seven spectacular, standard colours.

### RENOVATION OPTION

If you're renovating your patio doors, we can provide a specially sized garden door (not shown) to fit perfectly in place of your existing sliding patio door.

# ENTRY DOOR STYLES

First impressions matter.

Your front door is a statement of who you are and what your unique style is. A bold and beautiful door can transform the look of a home and impact how people feel before they even step over the threshold.



## BARRINGTON® SIERRA® & FLAGSTAFF® FIBREGLASS

The ultimate in luxury and authentic wood design, Barrington® fiberglass doors boast exquisite carpenter detail and leading-edge construction. Featuring variable depth, realistic woodgrain that finishes easily and beautifully.



*Deep, defined embossing mimics that of traditional hand-crafted wood doors.*



*Authentic mahogany variable-depth woodgrain wood texture.*




## CONTEMPORARY CHERRY FIBREGLASS

Simple and pure in design, our contemporary cherry collection achieves bold design through stainless steel embellishments or simple grooved lines. Made with high-quality cherry grain textured fiberglass, this door adds warmth and texture to any entry way.



*Create a personalized look with or without stainless steel accents.*



*Cherry grain brings warmth and modern texture to any entry way.*



## VISTAGRANDE™ FIBREGLASS

Instantly brighten any space with VistaGrande™ flush-glazed doors. Available in smooth or fir grain texture, VistaGrande™ doors offer a wider viewing area and cleaner appearance over traditional glass inserts.



*Factory flush glazing offers a cleaner, more refined appearance and wider viewing area.*




*From clear and textured glass, to internal blinds and SDL, create a door that's you.*



## TEXTURED WOODGRAIN FIBREGLASS


Featuring textured premium woodgrain fiberglass in three grain types, our doors include distinct architectural details, a reinforced lock area and thousands of customizable glass and panel combinations to choose from.



*Make a bold statement with variable-depth woodgrain patterns.*



*Detailed and well-defined panel profile adds architectural appeal.*



## SMOOTH FIBREGLASS

Smooth fibreglass doors combine the elegance of wood with the low-maintenance of fibreglass. They feature high-definition panel profiles that add architectural interest and elegance. The smooth surface is paintable and will not rust or dent.



*Smooth fibreglass surface is ideal for painting and will not rust or dent.*



*From decorative glass to grilles and panels, the hardest part is deciding.*



## PREFINISHED STEEL

Our steel doors feature high-definition decorative panels that closely replicate those of traditional hand-crafted doors. Steel doors are also the ultimate choice for security. Best of all, they boast a durable and convenient prefinished white or black surface.



*High-quality factory applied white or black painted surface.\*\**



*High-quality composite bottom rail and wood-edge construction resists rot and corrosion.*

	Product	Series Name	Surface	Design Size	Panel Moulding	Glazing
Textured Fibreglass	Barrington*	Sierra* Mahogany	• Stainable authentic Mahogany texture in a planked or non-planked profile	• 3'0" door width in 6'8" & 8'0" heights, plus 3'6" widths in 8'0" heights	• Beautiful raised moulding integrated into the facing, no plant-on applique	• Factory-glazed sidelites with proprietary, decorative glass • Architecturally correct alignment between glazing frame & panel moulding in three styles
		Flagstaff* Mahogany	• Stainable authentic Mahogany texture in a classic plank door design with contemporary styling	• 3'0" door width in 6'8" & 8'0" heights, plus 3'6" widths in 8'0" heights	• Vertical plank design featuring clean lines	• Factory-glazed sidelites with proprietary, decorative glass • Architecturally correct alignment between glazing frame & panel moulding in three styles
	Rustic	Rustic Mahogany	• Deep graining and distinct plank detail of true distressed wood	• 6'8" and 8'0" heights • Standard door widths plus 3'6"	• Panel profiles with a distinctly European architectural style	• Compatible with clear and Pinehurst decorative glass inserts, architecturally correct stile and rail proportions
	Textured	Textured	• Traditional oak, fir & ribbon-stripped mahogany with variable-depth woodgrain	• 6'8" and 8'0" heights • Standard door widths	• Panel profiles with a distinctly European architectural style	• Over 100 customizable door and glass designs
	True White Oak	True White Oak	• Pre-finished in UV protective White Oak wood-grain finish	• 6'8" and 8'0" heights • Standard door widths	• Traditional recessed panels	• Compatible with our full line of Glass inserts
	Contemporary Cherry	Stainless Steel	• Cherry woodgrain texture	• 6'8" height • Standard door widths plus 3'6"	• Bold, modern look that adds warmth and texture	• No inserts available
		Grooved	• Cherry woodgrain texture	• 6'8" and 8'0" heights • Standard door widths plus 3'6"	• Grooved lines or stainless steel inlay	• Available with selection of internal grille or external SDL
VistaGrande	Fir	• Fir grain texture	• Standard door widths • 6'8" and 8'0" heights	• Wider viewing area and cleaner appearance over traditional inserts	• Factory-glazed lites with custom glazing system. Available with selection of internal grille or external SDL	
Smooth Fibreglass	VistaGrande	Smooth	• Paintable smooth skin finish	• 6'8" and 8'0" heights • Standard door widths	• Wider viewing area and cleaner appearance over traditional inserts	• Factory-glazed lites with custom glazing system. Available with selection of internal grille or external SDL
	Smooth	Smooth	• Paintable smooth skin finish	• 6'8" & 8'0" heights, plus 3'6" widths in 8'0" heights	• Extensive collection offers high definition panel profile of unique designs	• Compatible with our full line of Glass inserts
	Craftsman Smooth Skin	Craftsman Smooth (Primed)	• Paintable smooth skin finish	• 6'8" and 8'0" heights • 3'0" width only	• Premium high Definition recessed panels	• Factory glazed with Clear, 3 Lite and 6 Lite decorative inserts
Steel	Pre-finished Black & White	Steel	• Pre-finished Black exterior with Pre-finished White interior	• 6'8" height only • Standard door widths	• High Definition panel profile	• Compatible with clear and textured glass inserts
	Pre-finished Steel	Smooth	• Pre-finished white smooth surface	• 6'8" & 8'0" heights • Standard door widths	• High Definition panel profile	• Compatible with our full line of Glass inserts except Soho & Vog


\*Doorlites for wood grain textured fibreglass are available with stainable frames. Doors come unstained/unpainted except for True White Oak & Pre-finished Steel, or otherwise stated. Hardware not included unless otherwise stated.

\*\* Black prefinished steel door lite frames do not come prefinished and need to be painted to match the door. These doors are pre-finished black on the exterior and white on the interior.


# DECORATIVE LITES

Bring on the light with a touch of elegance.

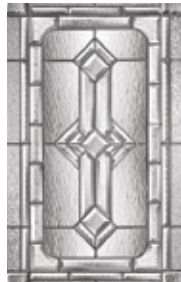
Chic designs and flowing, natural light add an intriguing and welcoming atmosphere to any space in your home. With our wide selection of textured and decorative door glass, you can make your home exactly what it should be - yours.




*Adelaide*




*Alys*




*Aurora*



*Azur*



*Banter*



*Beaufort*




*Brainstorm*



*Cachet*




*Celeste*




*Channele*



*Chatter*



*Chelsea*




*Chord*




*Converse*



*Crosswalk*



*Cruz*




*Cuzco*



*Element*



*Fluid*



*Frameview*




*Frontier*



*Georgian*



*Harlow*



*Heartland*






Hollister



Jardin



Kordella




Lexington




Louisbourg



Marco



Modena



Monterey




Naples



Opal



Optimus



Panama




Pear



Pearl




Pure



Repartee




Royston




Rozet



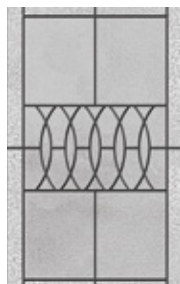
Soft



Sonnet



St-James



Summit




Tanglewood



Transit



Whisper



Zenith

## DISCOVER OUR COMPLETE DOOR COLLECTION

Get inspired and create a perfect door that speaks your style with our Exterior Door catalogue: **Inspire | Create**. Pick up your copy at any All Weather Windows location or from any authorized dealer.

Inspiration striking at 2 a.m.? View our complete online catalogue by using the camera on your mobile device to scan the QR code or visit us at [allweatherwindows.com](http://allweatherwindows.com)



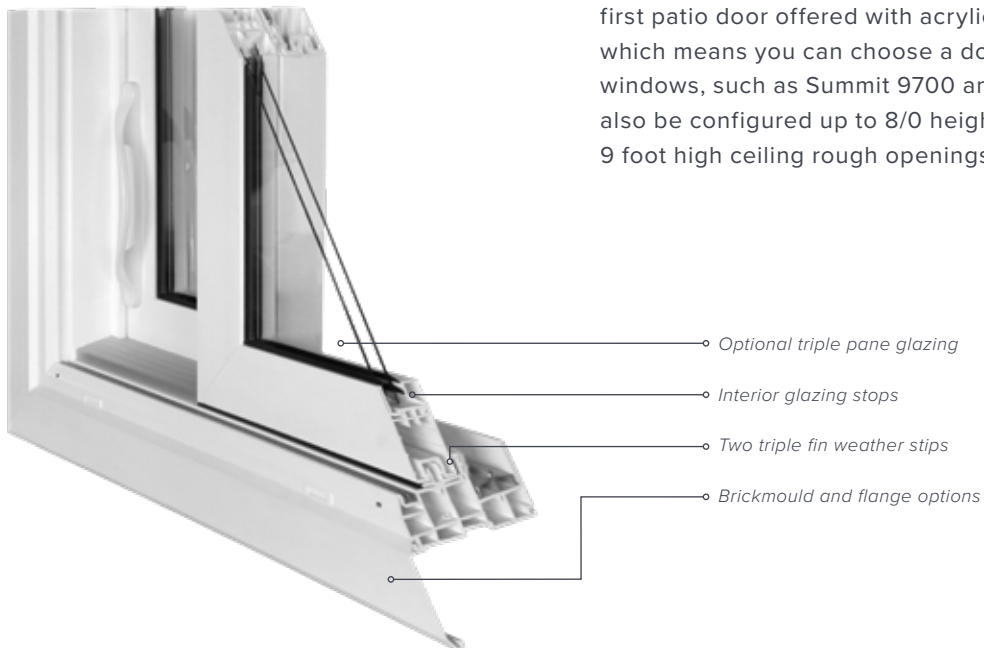
# VANTAGE PATIO DOOR



- KEY FEATURES**
- » Triple pane glazing option
  - » Unique Quad Seal interlock system
  - » Acrylic wrap colour options
  - » Dual and triple lock system
  - » Premium hardware styles and finishes

Bring the beauty of the outdoors inside with the Vantage patio door.

Created to help homeowners enjoy a clear, unobstructed view of their backyard, the Vantage patio door really is the whole package. Equipped with superior energy efficiency, multiple customizations and a variety of colour applications, Vantage is the perfect combination of style and functionality. It's our first patio door offered with acrylic wrap colour application, which means you can choose a door that matches acrylic wrap windows, such as Summit 9700 and Apex 9100. Vantage can also be configured up to 8/0 heights to fit easily into standard 9 foot high ceiling rough openings.




### PVC FRAME COLOURS



White

Wicker

### ACRYLIC WRAP COLOURS



Anthracite Grey

Black

Architectural Brown

Clear Anodized

Pebble

Chocolate Brown

### GRILLE & SDL


For grille and SDL sizes, configurations and finishes, please refer to page 18.

### CONFIGURATIONS



2 Wide

2 Wide Offset



3 Wide

4 Wide

### BRICKMOULD

- 1 1/2" New Construction
- 2" Renovation
- 2" Set Back Renovation

### HARDWARE DUAL & TRIPLE LOCK MECHANISM



Dual Lock

Triple Lock  
(Top, Middle, Bottom)

### HARDWARE & FINISHES



Allure



White

Wicker

Matte Black



Signature  
(Curve)




Signature  
(Square)



White

Wicker

Matte Black



Satin Nickel

Brushed Chrome

Oil Rubbed Bronze

\*Not all grille colours available in all sizes.

NOTE: Actual finishes may not be exactly as shown. Colour selection may vary. Option availability may be limited depending on configuration. Ask an All Weather Windows representative for details.



# Waiting for snow.

# windows with colour

New windows increase comfort and can add a touch of colour and elegance to your home, while also helping you save on energy bills. Additionally, they add tremendous curb appeal to your home, increasing the resale value.



## PVC

Innovative designs and unique features for your home.

Our extended line-up of PVC windows offer an attractive combination of energy efficiency, low maintenance, comfort and value.

### PRICE RANGE:

\$-\$\$\$\$\*

### AVAILABLE PRODUCTS

Apex 9100	35
Terrano 2100	36
Summit 9700	37
Terra 2750	38
Basement	39



## ACRYLIC WRAP PVC

Showcase your creativity with long lasting colour inside and out.

Enjoy bold, durable colour without the maintenance that comes with paint. Acrylic wrap is resistant to chalking, cracking and fading with an easy to wipe clean surface.

### PRICE RANGE:

\$\$-\$\$\$\$\*

### AVAILABLE PRODUCTS

Apex 9100	35
Summit 9700	37



## METAL CLAD PVC

Ultimate in style and function, with strength and durability.

These windows combine the strength and elegance of aluminum cladding with all the benefits of a fusion-welded PVC frame.

### PRICE RANGE:

\$\$\$-\$\$\$\$\$\*

### AVAILABLE PRODUCTS

Apex 9950	34
-----------	----

\*Price range may vary, depending on options.

# OPERATING STYLES

---

When choosing windows, consider the energy efficiency of each window operating style, as well as the weather conditions in your city.



## **FIXED**

A fixed window is a casement or awning window that doesn't open.



## **PICTURE**

Picture windows do not open. They offer a low-profile frame to maximize glass surface, allowing a beautifully clear, unobstructed view.



## **CASEMENT**

Hinged on the side, casement windows swing outward like a door, providing excellent air circulation into your home. They are also one of the most energy efficient operating windows because of their tight seal when closed.



## **AWNING**

Like a casement window, an awning window is hung horizontally. Hinged on top, it swings outward, shielding from the rain while providing good ventilation and constant airflow. Like the casement window, it is also one of the most energy efficient operating windows.



## **BAY & BOW**

Bay and bow windows allow you to expand an area in your home. Made up of a combination of windows attached at an angle, these windows extend beyond the wall, opening up any room.



## **SINGLE HUNG**

With a bottom sash that slides up, the single hung window allows controlled airflow into your home.



## **SLIDER**

The slider window has one or more sashes that slides open horizontally.

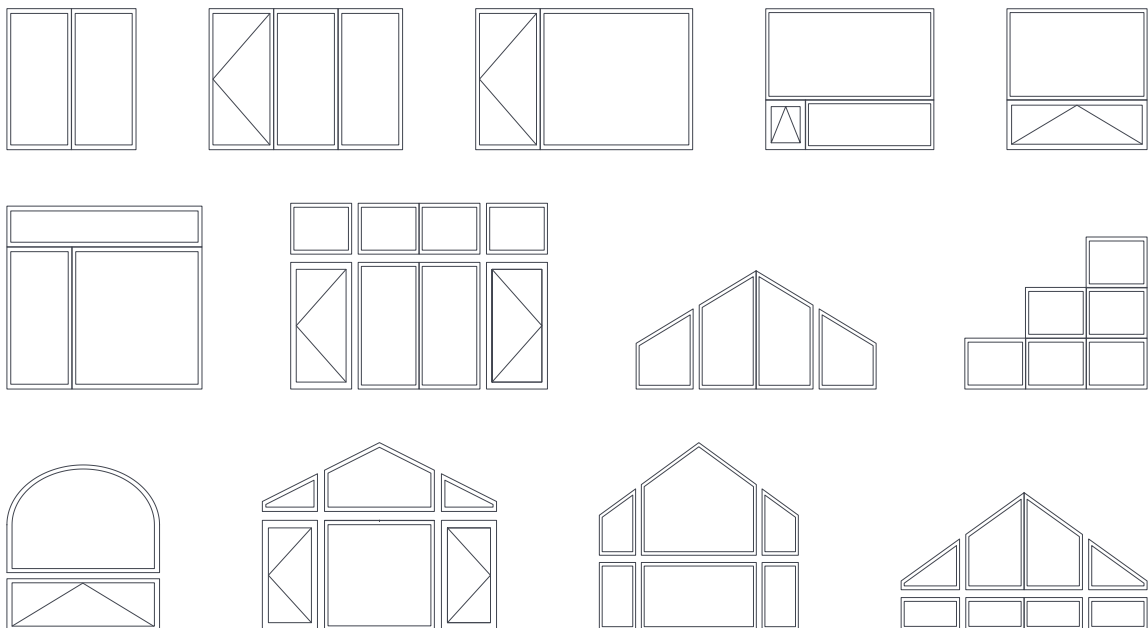
**SASH:** The framework that holds the panes of a window in the window frame. It most commonly refers to the moving part of a window that opens, but is also available in non-opening, fixed and picture sash window styles.

# CONFIGURATIONS



No matter your taste or budget, we have options to perfectly suit the personality of your home.

If you're looking for something more distinctive, we can help you create a unique assortment of windows that you'll be happy with for years to come.



# ENERGY EFFICIENT GLASS

Good design and correct installation are important factors in ensuring energy efficient windows, but glass performance plays the biggest role.

All Weather Windows offers a variety of energy-efficient glass options and technologies to ensure maximum comfort in any climate. With dual and triple pane configurations and multiple Low-E coating options, our glass keeps the summer heat out and the winter heat in.

## SUN OR SHADE?

If you prefer to take advantage of the sun's heat from your south and west-facing windows, consider glass with a higher solar heat gain (SHGC). Alternatively, choosing glass with a lower SHGC will keep the sun's heat out, leaving your home cool and comfortable, reducing cooling costs.

## GLASS PERFORMANCE RATINGS

Glass Name	Heat System	Description	METRIC*		IMPERIAL*			Visible Light	Ultraviolet Block
			U-Value	R-Value	U-Value	R-Value	SHGC		
Clear	Dual	Dual pane, clear glass, no coatings	2.725	0.367	0.480	2.083	0.760	81%	42%
	Tri	Triple pane, clear glass, no coatings	1.760	0.568	0.310	3.226	0.685	74%	52%
Low-E	HS1-C180	Dual pane, one Low-E coating, Argon	1.476	0.678	0.260	3.846	0.685	79%	71%
	HS2-C180	Triple pane, one Low-E coating, Argon	1.045	0.957	0.184	5.435	0.615	73%	76%
	HS3-C180	Triple pane, two Low-E coatings, Argon	0.755	1.325	0.133	7.519	0.560	70%	87%
Sunstop	HS4-C270	Dual pane, one SunStop coating, Argon	1.408	0.710	0.248	4.032	0.367	70%	86%
	HS5-C270	Triple pane, one SunStop coating, Argon	1.056	0.947	0.186	5.376	0.338	63%	88%
	HS6-C270	Triple pane, two SunStop coatings, Argon	0.704	1.420	0.124	8.065	0.310	54%	96%
System V	HS1V-C180/i89	Dual pane, two Low-E coatings, Argon	1.187	0.843	0.209	4.785	0.623	77%	73%
	HS4V-C270/i89	Dual pane, one Low-E & one SunStop coating, Argon	1.136	0.881	0.200	5.000	0.361	69%	86%

**R-Value:** A measurement of the resistance of heat transfer through glass. The higher the R-Value, the better the window insulates against heat.

**Solar Heat Gain (SHGC):** The amount of the sun's heat that transfers through glass from the exterior to the interior side. The higher the solar heat gain, the more a window allows heat to pass through into a home.

**U-Value:** A measure of the rate of nonsolar heat flow through a material or assembly. The lower the U-Value, the greater a window's resistance to heat flow and the better its insulating value.

### PRO TIP: SAVE ON YOUR ENERGY BILL

Installing energy-efficient windows can reduce your energy costs by up to 16%.



## OUR GLASS TECHNOLOGY

A lot goes into making your windows as energy-efficient as possible, and it all starts with the glass. With over four decades of experience, we're experts in high-performance, energy-efficient glass. Discover the technology we use to maximize comfort and energy savings.

### DUAL PANE

Built with two panes of glass. Air between the panes acts as an insulation barrier, making your windows more energy efficient.

### TRIPLE PANE

Built with three panes of glass, triple pane units provide better insulation value compared to dual pane. This helps lower heating costs, virtually eliminates condensation and also acts as an excellent sound barrier.

### ARGON GAS


Argon gas is an inert, non-toxic, clear and odourless. Used to fill the space between panes of glass, argon gas minimizes convective currents that occur between glass panes. This reduces the tendency for glass to collect frost on cold winter days and improves the insulation quality of your windows.

### SYSTEM V (LOW-E i89)

System V glass delivers thermal performance similar to triple pane but only uses two panes of glass. Low-E coatings are applied to two of the four glass surfaces of the sealed unit, resulting in increased thermal performance.

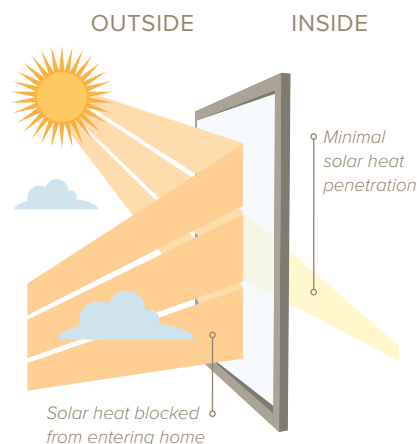
### LOW-E (LOW-E 180)

Low-E 180 is a single coating applied to the surface of the glass and reduces heat loss by reflecting furnace heat back into a room. It also allows a large percentage of outside solar energy to pass through the glass into your home. This coating is most beneficial in the winter, since the heat provided by the sun can reduce the demands on your furnace. When combined with dual or triple pane glass, Low-E can offer between 35%-105% better insulating values than non Low-E glass. No other coating has a greater impact on reducing heating bills and improving the overall comfort of a home.



### SUNSTOP (LOW-E 270)

SunStop uses two layers of Low-E coating over top one another to block out the sun's heat, light and UV rays. Perfect for south and west facing windows, this coating keeps your home cool and comfortable in the summer to help reduce air conditioning costs. SunStop also improves the insulation properties of glass to help keep your home warmer in the winter when compared to clear glass.



## PRODUCT HIGHLIGHT: LOW-E GLASS

Low-E only adds about 10% to the cost of a window package and can offer between 35%-105% better insulating value.

# TEXTURED GLASS

## TEXTURED GLASS OPTIONS



*Cross Reeded*



*Rain*



*Gluechip*



*Narrow Reeded*



*Opaque*



*Pinhead Obscure*

# V-WELD INNOVATION

All Weather Windows is proud to be one of the first manufacturers in North America to offer the ground-breaking technology of V-weld as part of our Apex window series. No other window offers such exceptional performance in keeping the outside elements from seeping into a home – virtually eliminating air and water leaks.

## V-WELD IS MORE THAN JUST A FANCY SOUNDING NAME

Conventional windows use mechanical mullions joined with gaskets and silicone, which contract and expand with temperature differences. This can lead to separation between joints, causing air and water leaks. To eliminate this, V-weld Apex windows are fusion-welded together leaving no gaps, cracks, spaces, slits or any other synonyms that water can seep through. This manufacturing process provides superior frame integrity and ensures better performance than conventional combination windows in water and air tests.

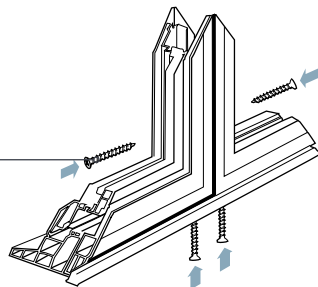
### V-WELD WINDOW TECHNOLOGY

Fusion welded combination window without the use of screws



### TRADITIONAL WINDOW TECHNOLOGY

Combination window is joined together with screws



V-weld is available on Apex Alloy 9950 & Apex 9100 series windows.

# APEX ALLOY 9950 SERIES



## KEY FEATURES


- » Innovative V-weld technology
- » Aluminum exterior colour options
- » Interior acrylic wrap colour options
- » Durable spring-loaded screen
- » Multi-point casement lock system

For the ultimate in stunning home design—inside and out—our Apex Alloy 9950 Series windows offer the perfect combination of elegance and supreme strength and durability.

And they're not just pretty to look at. Apex 9950 offers excellent energy efficiency and a virtually maintenance free frame to keep your house comfortable and your cleaning minimal. They also eliminate all water and air leaks using revolutionary V-weld technology and come in a variety of exterior colour options and two stylish acrylic wrap interior colours.

**OPERATING STYLES:** Awning, Bay/Bow, Casement, Fixed, Picture

*For exterior colours, hardware, grille & SDL options, please see pages 42-47*



- Optional triple pane glazing
- Automotive-grade weather stripping for a superior seal in all conditions
- Optional interior acrylic wrap finishes
- Fusion-welded 3 5/8" multi-chamber frame for improved energy performance
- Optional 2" integrated brickmould

# APEX 9100 SERIES



## KEY FEATURES


- » Innovative V-weld technology
- » Exterior acrylic wrap colour options
- » Interior acrylic wrap colour options
- » Durable spring-loaded screen
- » Multi-point casement lock system

Stylish and affordable, the Apex 9100 delivers great value and excellent energy efficiency.

Triple weather-stripping and a warm edge spacer enhances the overall performance, virtually eliminating air and water leaks. With Apex 9100, have the option to add a bold pop of colour using acrylic wrap, our latest colour window offering. Acrylic wrap is a high-performance, durable film for interior or exterior use that is resistant to weather and ultraviolet light and retains its finish and colour throughout its service life.

**OPERATING STYLES:** Awning, Bay/Bow, Casement, Fixed, Picture

*For exterior colours, hardware, grille & SDL options, please see pages 42-47*



- Dual and triple pane glazing
- Warm-edge spacer
- Optional interior acrylic wrap finishes
- Automotive-grade weather stripping for a superior seal in all conditions
- Fusion-welded 3 1/4" multi-chamber frame for improved energy performance

# TERRANO 2100 SERIES



## KEY FEATURES

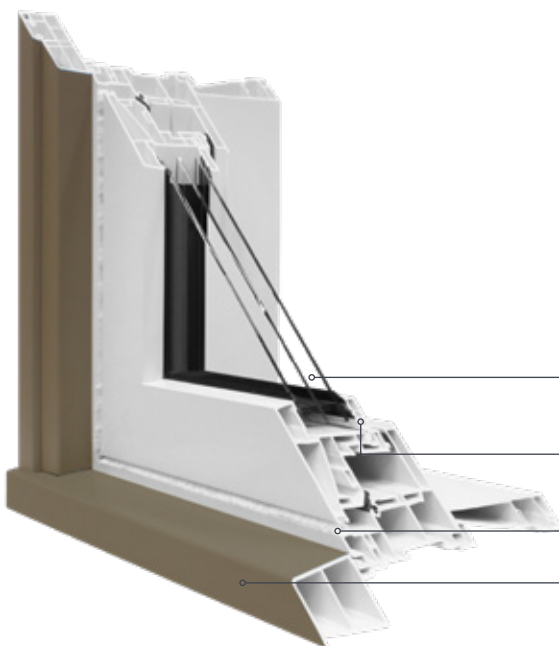
- » Optional triple pane glass
- » Interior glazed to minimize heat loss
- » Triple seal weather stripping
- » SDL & grille options
- » Exterior brickmould options

Choose both high performance and affordability with Terrano 2100.

We don't believe that you have to compromise quality and performance to get good value on windows. Built for those who want premium energy efficiency and outstanding features at an affordable price, Terrano 2100 really is the whole package. We offer multiple custom capabilities —including size options, glass types, grille types and grille design options — so customers can choose windows that complement any style of home. With its clean lines and sleek profile, Terrano 2100 provides a stylish, contemporary look at a price that is just as appealing.

**OPERATING STYLES:** Awning, Bay/Bow, Casement, Fixed, Picture

*For exterior colours, hardware, grille & SDL options, please see pages 42-47*



Optional triple pane glazing with a true 1/2" airspace

Interior glazed to minimize heat loss and increase energy efficiency

Triple seal weather stripping

Optional brickmould options

# SUMMIT 9700 SERIES



## KEY FEATURES

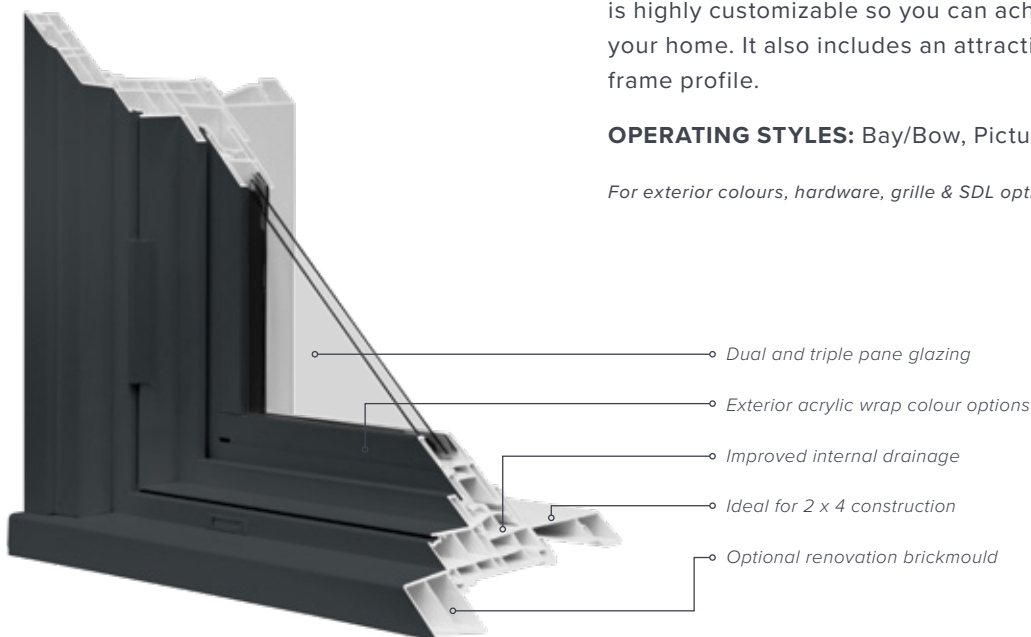
- » Exterior acrylic wrap colour options
- » Triple and dual pane glazing options
- » Double walled glazing stops
- » Sleek, modern frame profile
- » Renovation-friendly frame

For superior energy efficiency, exceptional insulating qualities and a stunning view, choose Summit.

Our Summit 9700 windows are perfect for customers seeking ease-of-use, durability and a sleek, streamlined design. Available in dual or triple pane with a 2 3/4" frame, the Summit is highly customizable so you can achieve a look unique to your home. It also includes an attractive, modern sash and frame profile.

**OPERATING STYLES:** Bay/Bow, Picture, Single Hung, Slider

*For exterior colours, hardware, grille & SDL options, please see pages 42-47*



# TERRA 2750 SERIES



## KEY FEATURES

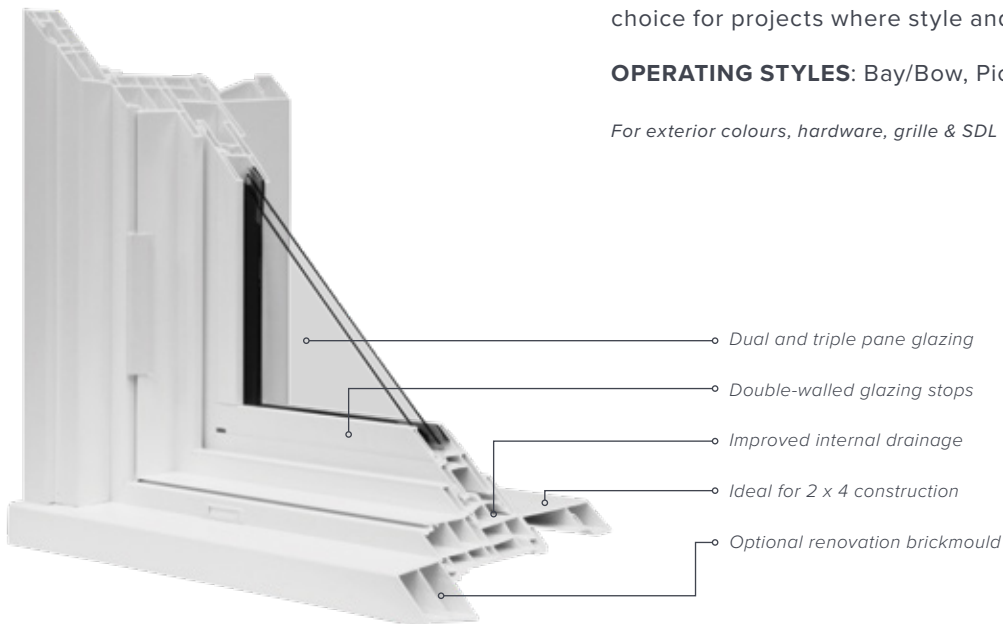
- » Triple pane or dual pane options
- » Renovation-friendly frame
- » Double walled glazing stops
- » Sleek, modern frame profile
- » Optional renovation brickmould options

## Extraordinary Performance, Everyday Reliability.

The Terra 2750 is an excellent window choice that offers brickmould options without sacrificing performance in thermal insulation or strength. The installation process has been simplified thanks to the extended nail fin, so home renovation projects can be a quick and seamless process. With an aesthetically pleasing exterior, the Terra 2750 is the perfect choice for projects where style and value are top of mind.

**OPERATING STYLES:** Bay/Bow, Picture, Single Hung, Slider

*For exterior colours, hardware, grille & SDL options, please see pages 42-47*





# BASEMENT WINDOWS



## KEY FEATURES

- » Energy efficient
- » Superior airflow control
- » Removable screen & sashes
- » Great water & air management
- » Durable & affordable

Whether you are looking to bring fresh air into your recreation room, you need pass-through space for large objects, or to meet fire escape codes for basement bedrooms, we have the window that's right for you.

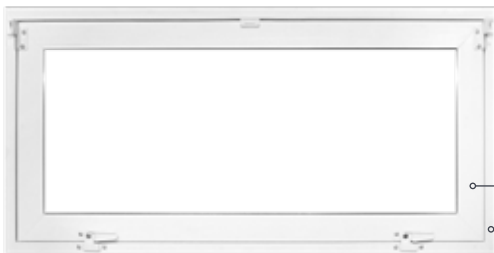
**Hopper** style basement windows open to a complete net clear opening, allowing you the flexibility to bring building materials (such as drywall) into the basement, and meets fire escape egress codes with smaller sized units.

**Double Slider** style windows have two operational sides, sliding from side to side. You can easily remove both sashes for cleaning and create a larger net clear opening if you need to bring building materials into the home.

**Black Acrylic Wrap Exterior** now available on triple pane double sliders.

*For PVC, grille & SDL options, please see pages 42-47*

## 2200 HOPPER



## 5600 DOUBLE SLIDER



Removable sashes and screens designed to meet fire escape codes for basement bedrooms

High quality, maintenance free PVC frame with integrated nail flange

Optional triple pane glazing with black Acrylic Wrapped Exterior (5600 Double Slider only)

# PERSONALIZE YOUR WINDOWS

---



We offer a variety of stunning options for PVC windows. With different colours, brickmoulds, grilles and hardware, you can customize your home the way you want it.

## COLOUR

Add your style to your windows with exciting colour options.

## BRICKMOULD

Enhance your home's curb appeal by installing exterior brickmould. Brickmould is attached to the window and covers the gap between to your home's exterior and the window frame, allowing you to change out your current windows without disturbing the exterior of your home. Choose from different colours and styles to add more prominence and beauty to your windows.

## HARDWARE

Our Encore series of hardware features a sleek contemporary design, and a folding handle option that reduces interference with curtains and blinds.

## GRILLE/SDL PATTERNS

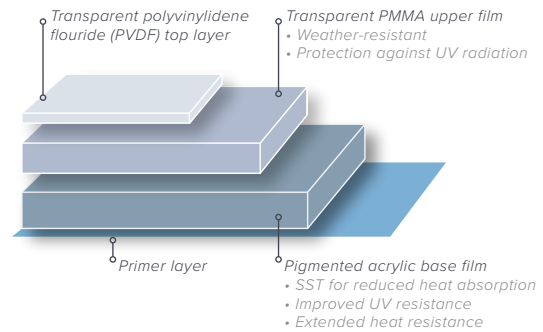
**Internal grilles** are installed in-between panes of glass to give a beautiful, maintenance-free, custom grille option.

**Simulated Divided Lites (SDL)** are installed on the exterior and interior of the glass to simulate the look of divided panes of glass without compromising energy efficiency.

# ACRYLIC WRAP

## LASTING POWER

Acrylic wrap is a high-performance acrylic-based product that is permanently bonded to the PVC window frame. It is weather and ultraviolet-resistant and retains its finish and colour throughout its service life. The wrap also features a contemporary stipple emboss finish that pairs well with modern home exteriors and interiors.



## THE APPLICATION PROCESS

The wrap, once applied, bonds to the window profile with an immense strength that is fostered through our polyurethane reactive (PUR) hot melt process. The PUR reacts chemically when exposed to atmospheric moisture at the time of lamination, creating a cross link between profile and wrap that results in a strong, durable bond. This bond cannot be reactivated and will withstand the harshest conditions, from extreme heat to extreme cold, pairs well with modern home exteriors and interiors. Its low surface tension means that it can be wiped clean easily and it also resists chalking, cracking and fading—its durability is vastly superior to basic paint-covered window frames.



# WINDOW COLOURS

---

Who says windows have to be boring? Express yourself with bold, beautiful colour.

Forget about the old standard in home design. Modern trends encourage beautiful touches that add character and individuality to your home, and the interiors are just as carefully styled. There's a demand for homes with curated style, character and colour—both inside and out.


## PVC COLOURS

Terra 2750, Terrano 2100 and Basement windows are available in white PVC only.

### INTERIOR/EXTERIOR




### RENOVATION BRICKMOULD COLOURS



## METAL CLAD EXTERIOR COLOURS

Available on Apex Alloy 9950 series windows.

### STANDARD



### PREMIUM METALLIC



### PREMIUM SOLID




## ACRYLIC WRAP COLOURS

Exterior wrap is available on the Summit 9700, Apex 9100, 5600 double slider (black, triple pane only) and the Vantage patio door.

Interior wrap is available on Apex Alloy 9950, Apex 9100 and the Vantage patio door (black only for Vantage).\*

### EXTERIOR - STANDARD



Anthracite Grey

Architectural Brown

Black

### INTERIOR



Black

Stainable Fir

### EXTERIOR - PREMIUM



Chocolate Brown

Clear Anodized

Pebble

### COLOUR COMBINATIONS

INTERIOR COLOURS	EXTERIOR COLOURS							
	White PVC	Wicker PVC	Black	Arch. Brown	Clear Anodized	Chocolate Brown	Anthracite Grey	Pebble
White PVC	•		•	•	•	•	•	•
Wicker PVC		•	•	•	•	•	•	•
Black	•		•	•			•	
Stainable Fir	•		•	•			•	



\*PVC components are white on all colours other than wicker. Not all interior colours are available with all exterior colours

NOTE: Actual finishes may not be exactly as shown. Colour selection may vary. Ask an All Weather Windows representative for details.

# HARDWARE

## ENCORE FOLDING HARDWARE

The Encore series features a sleek contemporary design, and the folding handle greatly reduces interference with curtains and blinds. Best of all, it comes standard on all casement & awning windows.



*White*



*Black*



*Wicker*



*Bronze*



*Brushed Nickel*



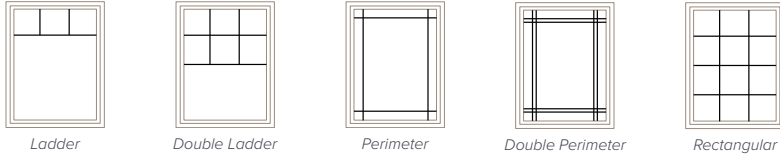
## MULTI-LOCK SYSTEM

Our multi-lock system ensures that the window sash is completely secured and sealed when locked, regardless of sash size. This multi-lock system comes standard on all casement and awning windows.



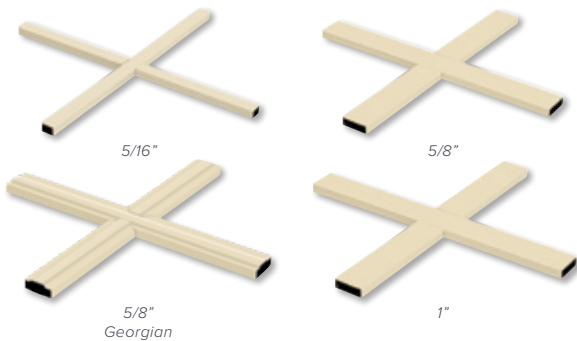
## INTERNAL GRILLES & SIMULATED DIVIDED LITES (SDL)

### SDL & INTERNAL GRILLE PATTERNS




### INTERNAL GRILLES

Internal Grilles are installed between panes of glass, leaving the exposed interior and exterior glass surfaces smooth and easy to clean.



### GRILLE FINISHES<sup>1</sup>

	Black	Gold	Lead	Patina	White	Wicker
5/16"	•	•	•	•	•	•
5/8"	•	•		•	•	•
1"		•		•	•	•
1" Split (white/black)	•					
5/8" Georgian		•	•	•	•	•



### SPLIT FINISHES

Split finishes allow a separate interior and exterior grille colour that perfectly matches your window's interior and exterior colour. Talk to an All Weather Windows sales representative for more information.

### GRILLE SPLIT FINISHES



### SIMULATED DIVIDED LITES (SDL)

Simulated Divided Lites (SDL) are installed on the exterior of the glass surface to simulate the look of divided panes of glass.



SDL Sizes: • 7/8" • 1 1/4" • 2"



<sup>1</sup>Not all grille colours available in all sizes.

NOTE: Actual finishes may not be exactly as shown. Colour selection varies by series. Ask an All Weather Windows representative for details.

# BEFORE & AFTER

---



Before



After



Before



After



Before



After





# GLOSSARY

---

## BRICKMOULD

Brickmould is attached to the window or door frame on the exterior of a home. It covers the gap between your home's exterior and the window or door frame.

## CLADDING

Metal sheathing moulded and adhered to the outdoor sections of a window frame.

## DOOR JAMB

For doors, the jamb is the vertical portion of the frame onto which a door is secured. The jamb holds the weight of the door through its hinges, making it a significant component to the overall durability and security of the door.

## DRIP LIP

An extruding edge that channels water away from the window and helps prevent it from dripping onto the wall under the window.

## ENERGY STAR® CERTIFIED

ENERGY STAR® is a third party assessment of the energy efficiency of products. All Weather Windows proudly manufactures ENERGY STAR® certified products including many that qualify for the "Most Efficient" program.

## ENERGY RATING (ER RATING)

An ER-rating is derived from solar heat gain, heat loss through frames, centre and edge of glass, and air leakage heat loss. The combined effect is measured in number of watts per square metre and is either positive or negative. A positive number represents a net heat gain and helps in reducing the home's heating costs. A negative number indicates that the product loses more energy through heat loss and air infiltration than it gains in solar energy absorbed from the sun (i.e. the home's heating system has to work harder in colder weather).

## FRAME

Outside part of a window consisting of jambs and sills that encloses a window sash.

## GRILLE

Cross-bars in between the panes of glass to give the impression the window is divided into a number of smaller panes.

## INTERIOR CASING

Trim or frame around the window on the interior.

## JAMB

Jambs are located inside the framing of a window, along the top and sides for structural support. Inferior jambs can be a weak point in a window, allowing for leaks or security concerns. Inferior jambs can be a weak point in a window, allowing for leaks or security concerns. For doors, see *Door Jamb*.

## MULLION

A mullion is the vertical piece that connects side-by-side units of a window.

## PASSIVE SOLAR HEAT GAIN

Solar heat that passes through a material and is captured naturally, not by mechanical means.

## RAIL

The horizontal part of a window sash on single-hung and double-hung windows.

## RELATIVE HEAT GAIN

A calculated relationship of heat gain (through a window system) that accounts for centre-of-glass U-Value and centre-of glass shading coefficient based on a standard inside and outside temperature.

## SASH

The sash is the part of the window holding the glass in place when the window is being opened. They are available in sliding or hinged models, and create a tight seal with the frame when the window is closed.

## SHADING COEFFICIENT

A glass measurement comparing solar heat transmission, related to 1/8 inch clear glass.

## SIDELITE

Tall, narrow window installed beside a door.

## SILL

The flat bottom part of a window or door frame.

## SIMULATED DIVIDED LITES (SDL)

Decorative bars that are placed on the exterior of the glass. This gives the look of divided glass without compromising performance and energy efficiency.

## SPACER

Spacers are around the perimeter of the sealed glazing unit to provide uniform separation between the panes of glass in multi-paned windows. They absorb moisture from the trapped air in the space between the glass, preventing fogging and condensation.

## STILES

The vertical parts of a window sash (connected to rails, the horizontal parts).

## TRANSOM WINDOW

A window installed above a door, separated by a crosspiece.

## U-VALUE

A measure of the rate of non-solar heat flow through a material or assembly. The lower the U-Value, the greater a window's resistance to heat flow and the better its insulating value.

## VISIBLE LIGHT TRANSMITTANCE

The percentage or fraction of the visible light spectrum that is transmitted through the glass in a window or skylight as reduced by the sash material and reluctance of the glass.

## WEATHER STRIPPING

Weatherstripping is the component of a window that provides a seal between the frame and the sash. It is used to prevent air leakage. The better the weather stripping, the better the window performance.



**ALL WEATHER  
WINDOWS  
RENOVATIONS**

We manufacture a full line of quality windows and entry doors. Homeowners rely on us for a comprehensive line of durable products that add value and beauty to any home. Let us be your first choice for all your window and door needs.



Platinum member



# find us

awwreno.com  WEB

allweatherwindowscanada  FACEBOOK

@AWWCanada  TWITTER

All Weather Windows  LINKEDIN

**TOLL-FREE CANADA** 800.NEW WINDOW (639-9463)

## CALGARY RENOVATIONS

102 - 7880 66 Street SE

Calgary, AB T2C 5V2

800.NEW WINDOW (639-9463)

## EDMONTON RENOVATIONS

18550 118A Avenue NW

Edmonton, AB T5S 2K7

800.NEW WINDOW (639-9463)



Platinum member



While All Weather Windows makes every effort to ensure that the information contained in this catalogue is accurate, we do not accept liability for any inaccuracies. This catalogue is subject to change, as well as errors and omissions, without notice or liability. Doors are provided unfinished/unstained and without hardware unless otherwise noted. All photos are for illustration purposes only and depicted door frames and windows may not represent All Weather Windows products. All Weather Windows® is a trademark of All Weather Windows Ltd.