

2011
E-SERIES



commtruck.ford.com



50 YEARS

of **BUILT FORD TOUGH.**



E-250 Cargo Van in Royal Red with available and aftermarket equipment

Introducing the New 2011 E-Series

North America's **BIGGEST SELECTION** of full-size **VANS, WAGONS** and **CUTAWAYS** – E-Series is ready, willing and able to help you get the job done. With so many configurations and **GVWRs** ranging from **8,520–14,500 lbs.**, it's ideal for moving people, products or both. No wonder trades, fleets, community groups and others have made it the **BEST-SELLING FULL-SIZE VAN** for over 31 years. New this year, the **50TH ANNIVERSARY PACKAGE** proudly celebrates 50 years of E-Series, and the **AMBULANCE PREP PACKAGE** is paired with your choice of proven V8 or V10 gas engines.

Vehicles throughout this PDF may be shown with optional and aftermarket upfit equipment.



2011
NEW E-SERIES

commtruck.ford.com



E-SERIES WAGONS

Welcome Everybody.

With **ROOM AND COMFORT TO SPARE**, everybody gets the VIP treatment. E-Series Wagons welcome big crews and all their gear. **AIR CONDITIONING** is standard. Seating includes **7-, 8-, 11-, 12-, 14-, OR 15-PASSENGER¹** options, with a center-aisle ship-thru option too. All rear bench seats have center-position, 3-point, seat-integrated safety belts. A self-latching system makes rear seats easy to remove and re-install. **LOTS OF COMFORT. LOTS OF CHOICES. THAT'S E-SERIES WAGON.**

¹Passenger and cargo capacity limited by weight and weight distribution. 11-, 12-, 14- and 15-passenger vehicles may be classified as buses and may require appropriate licensing.



E-150 XLT Premium 7-passenger Wagon in Steel Blue with available equipment



1961-2011
50
YEARS



The original 1961 Econoline, based on the Ford Falcon, was available in van, bus and pickup models. In the 50 years since, Americans have driven 5 generations of these tough, versatile machines for work and for play. The 2011 Ford E-Series celebrates this heritage with a special package available exclusively on 7-passenger E-150 XLT Wagons.



The new **50TH ANNIVERSARY PACKAGE** features 7-passenger seating with an embroidered "Econoline" logo on the front seat backs and front floor mats, plus a commemorative badge on the rear cargo door. It's included with the available **XLT PREMIUM PACKAGE** to mark this special milestone.

2011
NEW E-SERIES

commtruck.ford.com



Max Utility and **CONNECTIVITY.**

ALL BUSINESS: HELPING YOU GET WORK DONE.

Get in, get comfortable and get to work. Every E-Series instrument panel begins with intuitive controls. Add to that a host of standard and optional features focused on convenience and productivity. Your warm welcome awaits.

A. MESSAGE CENTER OPTION

Provides important information such as tire pressure, miles to empty and average fuel economy, as well as systems checks for fuel level and much more. Includes engine-hour meter.

B. UPFITTER SWITCHES

These available switches can operate up to 4 high-power relays for heavy-duty accessories. They're pre-wired and ready to go.

C. MANUAL FRONT AIR CONDITIONING

Standard on all vans, wagons and cutaways.

D. ROOMY CENTER CONSOLE

This standard feature gives you lots of storage capacity within easy reach. The upright storage bin is large enough to hold clipboards or even some laptops.



E-Series Cargo Van in Medium Flint with available equipment



Smart tools for your tough jobs. The available **INTERNET-CAPABLE IN-DASH COMPUTER**¹ has Garmin® navigation, hands-free calling and a convenient touch screen with wireless keyboard. From spreadsheets to surfing the web, it helps tackle your workload and ease your day.²

The available **CREW CHIEF™** fleet management system from Microlise™ tracks your vehicles and keeps them in shape with key diagnostic/informational maintenance reports.³ This beneficial system can be accessed from the Ford Work Solutions™ In-Dash Computer, or any computer connected to the Internet.

The available **TOOL LINK™** system can help you save time and money. Using Radio Frequency ID (RFID) technology from DEWALT®, Tool Link helps track your tools before and after each job.⁴

Ford Work Solutions include Ford Licensed Accessories. See dealer for limited warranty details.



The available **NAVIGATION SYSTEM** features a vibrant 6.5-in. LCD touch screen and colorful maps that you can zoom and scroll. This system plays DVDs while E-Series is in Park and provides nearly 10 gigs of photo and music storage space. It also includes an introductory 6-month subscription to **SIRIUS TRAFFIC™** and **SIRIUS TRAVEL LINK™**⁵ which provides fuel prices, weather reports, movie listings, sports scores and more.

Enjoy an introductory 6-month subscription to over 130 channels including 100% commercial-free music, plus the best in sports, news, talk and entertainment, 24/7, coast-to-coast with available **SIRIUS® SATELLITE RADIO**. It's included with the new XLT Premium Package on Wagons. New for 2011, you can call to add The Best of XM channels at no charge.⁵



SYNC. Say the word. Voice-activated **FORD SYNC®** is an award-winning, available system that works with your paired Bluetooth®-enabled mobile phone and your digital media player. It provides hands-free calling, plays music, delivers Vehicle Health Reports and 911 Assist™. With the touch of a button and voice commands, SYNC with **TRAFFIC, DIRECTIONS AND INFORMATION** services provides turn-by-turn directions, personalized traffic alerts and more.⁶ **SYNCMYRIDE.COM** has the latest details.

¹Late availability. ²Some features are unavailable while driving. Not available with SYNC or SIRIUS Satellite Radio. See your dealer for details. ³Service fee required. ⁴Tool Link system cannot read tagged items stored in metal tool boxes. ⁵Some features unavailable while driving. Subscription required after introductory 6 months expire. Call 1-800-351-4517 for details on The Best of XM. ⁶Driving while distracted can result in loss of vehicle control. Only use mobile phones and other devices, even with voice commands, when it is safe to do so. Traffic alerts and turn-by-turn directions available in select markets. Standard text messaging and data rates apply.

2011 NEW E-SERIES

commtruck.ford.com



Built to TOW, HAUL and STOW.

E-Series Vans can help you **TOW UP TO 10,000 LBS.**¹ with the confidence of **SMART TECHNOLOGY** like standard Roll Stability Control,TM an available integrated trailer brake controller, available full-color rear view camera and more. Standard **DOUBLE-WALL CONSTRUCTION** helps protect the outer body from shifting loads so you can **HAUL UP TO 278 CU. FT. OF CARGO** with peace of mind. Among your choices: 3 engine/transmission combinations including a TorqShift[®] 5-speed automatic with **TOW/HAUL MODE**¹ sliding or swing-out side cargo doors, windows all around or panel sides, **NO-CHARGE RACKS AND BINS PACKAGES** for easy stowing, and **TRADE-SPECIFIC UPFITTER PACKAGES**² E-Series is ready to meet your challenges.



E-250 Cargo Van in Ingot Silver with available and aftermarket equipment

MAXIMUM CAPABILITIES (LBS.) ³	GVWR	PAYLOAD
E-150 VAN	8,520 – 8,600	3,260
E-150 EXTENDED VAN	8,600	3,190
E-250 VAN	8,900 – 9,000	3,630
E-250 EXTENDED VAN	8,900 – 9,000	3,480
E-350 VAN	9,500	4,050
E-350 EXTENDED VAN	9,500	3,920



**ADVANCETRAC
RSC**

EFFECTIVE STABILIZATION

AdvanceTrac[®] with class-exclusive RSC[®] (Roll Stability Control)⁴ is standard on all E-Series Vans and Wagons this year. Working in conjunction with the Anti-Lock Brake System (ABS), traction control and yaw control, the system automatically determines when and how to apply individual brakes and modify engine power to help keep all 4 wheels firmly planted.



**FACTORY-INTEGRATED TRAILER
BRAKE CONTROLLER OPTION**

¹When properly equipped. ²Restrictions apply. See your Ford Dealer for details. ³Maximum capabilities shown are for properly equipped vehicles with required equipment. Weight of additional options, equipment, passengers and cargo must be deducted from this weight. Final vehicle manufacturer weights and ratings will vary due to upfit and modification requirements. ⁴Remember that even advanced technology cannot overcome the laws of physics. It's always possible to lose control of a vehicle due to inappropriate driver input for the conditions.

2011
NEW E-SERIES

commtruck.ford.com



Crew Van: BEST OF BOTH WORLDS.

Equip your E-Series Cargo Van with the available **CREW VAN PACKAGE** to carry **PEOPLE AND GEAR** with ease. Up front, the roomy 2nd-row vinyl bench seat with 3-point, seat-integrated safety belts creates room for a **CREW OF UP TO 5**. The seating area is finished similar to that of a Wagon with a partial headliner, full B-pillar trim panels, polypropylene side door-trim panels, a lower trim panel behind the driver's seat, and a convenient pull handle on the 40% portion of the side door. **RUGGED VINYL FLOOR COVERING** runs throughout the front and rear sections. A sturdy, **METAL-MESH BULKHEAD** divides the 2 spaces. And the passenger-side rear door gets a pull handle in the cargo area to help make quick work of equipment transfers.



E-250 Cargo Van in Medium Flint with Crew Van Package and other available equipment



Ford
**MOBILITY
MOTORS**

ACCESSIBILITY UPFITTING

E-Series is an outstanding mobility choice. Aftermarket upfits such as a fully automatic wheelchair lift, raised roof, flip seating, wheelchair restraint system and hand controls are available. Discover a world of possibilities at mobilitymotoringprogram.com.

REVERSE SENSING SYSTEM

When activated, this optional feature works automatically when slowly backing up or parallel parking. It senses certain objects up to 6 ft. behind your vehicle, beeping more rapidly as you get closer – a big help when full vehicle loads limit your rear visibility. Available on Vans and Wagons with rear step or contour bumpers.



2011
NEW E-SERIES

commtruck.ford.com



THE BIGGEST SELECTION of Van-Based Cutaways.

Adapt them for **NEARLY ANY DUTY** – from demanding emergency service to a multitude of trades to shuttle transportation. Their beefy capacities, rugged capabilities and Built Ford Tough® reputations have made E-Series **THE FULL-SIZE VAN SALES LEADER** since 1979.



E-350 Cutaway in Oxford White with aftermarket Cube Van Upfit and available equipment

E-250 Super Duty® Cutaways

A compact design and rugged 4.6L Flexible Fuel-capable V8 defines the first level in the E-Series Cutaway lineup. With its midship fuel tank location, you benefit from maximized rear load capacity.

SRW E-350 Super Duty Cutaways

The SRW configuration offers a GVWR of up to 10,050 lbs. Also available is a midship fuel tank that helps deliver exceptional rear load capacity. Available on 138-in. SRW wheelbase with 5.4L V8 FFV only.

E-350 Super Duty Cutaways

Supremely versatile heavy-duty Cutaways, the E-350 lineup offers 2 powertrain choices as well as optional Ambulance, Motorhome, School Bus and Shuttle Bus Prep Packages. 158-in. and 176-in. wheelbase chassis are available with an impressive 5,000-lb. front GAWR and a GVWR of up to 12,500 lbs.

E-450 Super Duty Cutaways

E-450 offers a standard 5.4L V8 FFV. You can spec giant payloads (see chart below), and select GCWRs up to 22,000 lbs.¹ for outstanding towing capability. A 5,000-lb. front GAWR is delivered with an optional 6.8L V10. An available 40-gal. fuel tank provides more usable rear GAWR. The standard 4-wheel disc brake system with ABS provides the stopping power you need to handle huge loads.

MAXIMUM CAPABILITIES (LBS.) ²	GVWR	PAYLOAD
E-250 CUTAWAY SRW	8,600	4,318
E-350 CUTAWAY SRW	9,600 – 10,050	5,268
E-350 CUTAWAY DRW	10,000 – 12,500	7,376
E-450 CUTAWAY DRW	14,050 – 14,500	9,040
E-350 STRIPPED CHASSIS SRW	9,000 – 9,600	5,368
E-350 STRIPPED CHASSIS DRW	10,000 – 12,500	8,026
E-450 STRIPPED CHASSIS DRW	14,050 – 14,500	9,747



AMBULANCE PREP PACKAGE

This hardworking package is now designed for select Cutaways equipped with the 6.8L V10 or 5.4L V8 gas engine. It offers increased payload capability over the previous diesel-powered models, as well as lower ongoing maintenance costs and lower fuel cost on average. The 305-hp 6.8L V10 gas engine also delivers significantly more horsepower than the previous diesel engine and best-in-class³ gas torque of 420 lb.-ft.

STRIPPED CHASSIS

What's your application and what do you want to build? We've got the platform that can put it on the road. Learn more when you visit commtruck.ford.com/vehicles/stripped_chassis/.



¹See your Ford Dealer for details. ²Maximum capabilities shown are for properly equipped vehicles with required equipment. Weight of additional options, equipment, passengers and cargo must be deducted from this weight. Cutaway ratings are based on incomplete vehicles. Final vehicle manufacturer weights and ratings will vary due to upfit and modification requirements. ³Class is Full-Size Vans.

2011
NEW E-SERIES

commtruck.ford.com



VOCATIONAL organization.

A wide range of available **STORAGE SOLUTIONS** by Masterack® can help keep you organized. There's the **QUIETFLEX® COMPOSITE** racks and bins package, the rugged **MASTERACK® STEEL** racks and bins package, and the **ECONOCARGO®** Cargo Management System – all **AVAILABLE AT NO EXTRA CHARGE**¹



E-Series Cargo Van in Ingot Silver with standard 172" opening rear cargo doors and available equipment

MASTERACK® STEEL RACKS AND BINS

This newly redesigned package provides 3 more inches of passenger space up front this year. Behind its full-width, lockable cab divider, you get a rugged set of steel cabinets, shelves, drawers and shelf dividers.²

ELECTRICAL CONTRACTOR/ APPLIANCE REPAIR

Order this package in steel (shown) to get a 12-drawer cabinet, tilt shelf, wire spool rack and triple hook. Or order it in QuietFlex for a removable composite toolbox along with the wire spool rack and triple hook.

PLUMBING/ HVAC SERVICE

Ordered in steel (shown), this package includes a 12-drawer cabinet, tilt shelf and 3-tank rack for organized, secure storage of tools and supplies. The QuietFlex option gives you a removable composite toolbox and the 3-tank rack.

ECONOCARGO® CARGO MANAGEMENT SYSTEM

Durable, high-density polyethylene panels help the interior retain heat and cold while helping keep cargo in its place. New for this year, this system also provides 3 more inches of passenger space up front.



¹To eligible customers under the Ford Commercial Services Program. ²12-drawer cabinet and tilt shelf not included in QuietFlex III Package.

2011
NEW E-SERIES

commtruck.ford.com



STANDARD FEATURES

VAN/WAGON/CUTAWAY

MECHANICAL

4.6L V8 FFV engine (E-150 and E-250)
5.4L V8 FFV engine (E-350 and E-450)
120-amp alternator
33-gallon fuel tank (Van, Wagon and Midship Cutaway)
40-gallon fuel tank (aft-of-axle Cutaway and Stripped Chassis)
50-state emissions system
Power steering
Regular Length Van

SEATING

Driver and front-passenger bucket seats with inboard armrests

INTERIOR

12-volt powerpoints (3)
Manual air conditioning (front only)
Tachometer
Tilt steering column
Sun visors

EXTERIOR

50/50 swing-out rear doors with 172 ⁹ -opening door checks (Van and Wagon)
60/40 swing-out side doors (Van and Wagon)
Black front bumper with black plastic valance
Dual-note horn
Sealed-beam headlamps
Solar-tinted glass
Windshield wipers – Interval

SAFETY & SECURITY

3-point lap/shoulder safety belts for all seating positions
AdvanceTrac [®] with RSC [®] (Roll Stability Control™) (Van and Wagon only)
Belt-Minder [®] front safety belt reminder
Driver and front-passenger front airbags ¹
Power 4-wheel disc brakes with Anti-Lock Brake System (ABS)
Side-intrusion door beams
Tire Pressure Monitoring System (SRW only, excludes spare)

¹Always wear your safety belt, secure children in the rear seat (if equipped) and follow airbag warning label instructions.

New Vehicle Limited Warranty. We want your Ford E-Series ownership experience to be the best it can be. So under this warranty, your new vehicle comes with 3-year/36,000-mile bumper-to-bumper coverage, 5-year/60,000-mile Powertrain Warranty coverage, 5-year/50,000-mile safety restraint coverage, and 5-year/unlimited-mile corrosion (perforation) coverage – all with no deductible. Please ask your Ford Dealer for a copy of this limited warranty.

Roadside Assistance. Covers your vehicle for 5 years or 60,000 miles, so you have the security of knowing that help may be only a phone call away should you run out of fuel, lock yourself out of the vehicle, or need towing. Your Ford Dealer can provide complete details on all of these advantages.

Business Preferred Network. Each of the select dealerships in our Business Preferred Network (BPN) is committed to providing quality commercial-oriented products and service, as well as special financing and billing arrangements, to businesses that rely on Ford products. As a BPN customer, your business vehicles receive priority service at your BPN dealership to help get your vehicle back on the road quickly.

Ford Credit. Get the ride you want. Whether you plan to lease or finance, you'll find the choices that are right for you at Ford Credit. Ask your Ford Dealer for details or check us out at fordcredit.com.

Ford Extended Service Plan. For a purchase or lease, the Ford Extended Service Plan (ESP) gives you "Peace-of-Mind" protection designed to cover key vehicle components and protect you from the cost of unexpected repairs. Ask your dealer for a Ford ESP, the only service contract backed exclusively by Ford and honored at all Ford Lincoln Mercury dealerships.

Insurance Services. Get Ford Motor Company quality in your auto insurance. Our program offers industry-leading benefits and competitive rates. Call 1-877-367-3847, or visit us at fordvip.com for a no-obligation quote. Insurance offered by American Road Services Company (in CA, American Road Insurance Agency), a licensed agency and subsidiary of Ford Motor Company.


INTERIOR



Medium Flint Vinyl – Standard



Medium Flint Cloth – Standard



Medium Flint Leather – requires XLT Premium Wagon




Medium Pebble Cloth – Standard



Medium Pebble Leather – requires XLT Premium Wagon

EXTERIOR



Oxford White



Vermillion Red



Dark Blue Pearl Metallic



Pueblo Gold Metallic (Van and Wagon only)



Ingot Silver Metallic



School Bus Yellow (XL Fleet only)



Black



Royal Red Metallic



Steel Blue Metallic (XLT Premium Wagon only)

EXTERIOR COLORS	INTERIOR COLORS		
	VAN ²	WAGON	CUTAWAY ³
Oxford White	● ●	● ●	● ●
Vermillion Red	● ●	● ●	● ●
Dark Blue Pearl Metallic	●	●	● ●
Pueblo Gold Metallic ⁴	● ●	● ●	● ●
Ingot Silver Metallic ⁴	●	●	● ●
School Bus Yellow ⁵	●	●	● ●
Royal Red Metallic ⁴	● ●	● ●	● ●
Steel Blue Metallic ^{4,6}	● ●	● ●	● ●
Black	● ●	● ●	● ●

INTERIORS: ● Medium Flint ● Medium Pebble

²Medium Pebble requires Interior Upgrade Package or Premium Van Group on Commercial Van. ³Medium Pebble only available with Motorhome Prep Package on Cutaway. ⁴Additional cost. ⁵XL Fleet only. ⁶XLT Premium Package only.

Colors are representative only. See your dealer for actual paint/trim options.

Comparisons based on 2011 competitive models (class is Large Vans), publicly available information and Ford certification data at time of release. Some features discussed may be optional. Vehicles throughout this PDF are shown with optional and aftermarket equipment. Features shown may be offered only in combination with other options or subject to additional ordering requirements or limitations. Dimensions and capability ratings shown may vary due to optional features and/or production variability. Following release of the PDF, certain changes in standard equipment, options and the like, or product delays may have occurred which would not be included in these pages. Your Ford Dealer is the best source for up-to-date information. Ford Division reserves the right to change product specifications at any time without incurring obligations. Body manufacturers are responsible for compliance certification of the completed vehicle. The Ford New Vehicle Limited Warranty and any government certification made by Ford shall cover only the vehicle as manufactured by Ford and shall not extend to any addition, modification or change of or to the vehicle by the Ford Authorized Pool Account.

Microlise is a registered trademark of Microlise Limited.

DeWALT is a registered trademark of The Black & Decker Corporation.

Microsoft and Windows are registered trademarks of Microsoft Corporation.

The Bluetooth word mark is a trademark of the Bluetooth SIG, Inc.

Subscriptions governed by SIRIUS Terms and Conditions available at sirius.com. SIRIUS U.S. Satellite Service available in the 48 contiguous United States and D.C. SIRIUS, XM and all related marks and logos are trademarks of SIRIUS XM Radio Inc. and its subsidiaries.

Masterack, QuietFlex and EconoCargo are registered trademarks of Leggett & Platt Commercial Vehicle Products Company.

HD Radio is a proprietary trademark of iBiquity Digital Corp.

Power Code is a trademark of Code Systems, Inc.



16-in. Steel Wheels with Sport Wheel Covers Standard



16-in. Aluminum Wheels Available

© 2010 Ford Motor Company 11ESRJ2WEBPDF

2011 NEW E-SERIES

commtruck.ford.com



STANDARD FEATURES



VAN

Includes all standard features, plus:

MECHANICAL

4-speed automatic transmission with overdrive
16-in. steel wheels with sport wheel covers
Handling Package includes front stabilizer bar and heavy-duty front and rear shock absorbers
Transmission oil cooler

SEATING

2-passenger capacity
Vinyl front bucket seats

INTERIOR

AM/FM stereo with digital clock and 2 speakers
A-pillar grab handles for driver and front passenger
Black plastic step well pads
Center console with color-keyed slim-line engine cover, dual bin stowage and 3 cupholders
Front black vinyl floor covering
Front dome and rear cargo lights
Front vinyl headliner
Glove compartment with auxiliary powerpoint
Rearview mirror (when equipped with rear door glass)

EXTERIOR

Black grille/bumpers
Manually telescoping trailer tow sideview mirrors with manually adjustable glass and manual convex spotters



CUTAWAY

Includes all standard features, plus:

MECHANICAL

4-speed automatic transmission with overdrive (E-250)
5-speed automatic TorqShift® transmission with overdrive (E-350/E-450)
16-in. white-painted steel wheels (DRW)
16-in. steel gray-painted wheels (SRW)
Auxiliary fuel port
Handling Package includes front stabilizer bar and heavy-duty front and rear shock absorbers
Heavy-duty battery
Modified vehicle wiring kit and system
Transmission oil cooler

SEATING

2-passenger capacity
Vinyl bucket seats

INTERIOR

AM/FM stereo with digital clock and 2 speakers
A-pillar grab handles for driver and passenger
Center console with color-keyed slim-line engine cover, dual bin stowage and 3 cupholders
Front black vinyl floor covering
Front dome light
Glove compartment with auxiliary powerpoint
Vinyl headliner

EXTERIOR

Black grille/bumpers



WAGON

Includes all standard features, plus:

MECHANICAL

4-speed automatic transmission with overdrive
16-in. steel wheels with sport wheel covers
Handling Package includes front stabilizer bar and heavy-duty front and rear shock absorbers
Transmission oil cooler

SEATING

8-passenger capacity
Vinyl front bucket seats

INTERIOR

AM/FM stereo with digital clock and 6 speakers
A-pillar grab handles for driver and front passenger
Black plastic step well pads
Center console with color-keyed slim-line engine cover, dual bin stowage and 3 cupholders
Coat hooks
Front and rear black vinyl floor covering
Front dome and rear cargo lights
Full-length cloth headliner
Glove compartment with auxiliary powerpoint
Powerpoint located in rear passenger section
Rearview mirror

EXTERIOR

Aero-style sideview mirrors with manually adjustable glass and manual convex spotters
Black grille/bumpers on XL, chrome grille/bumpers on XLT



STRIPPED CHASSIS¹

Includes all standard features, plus:

MECHANICAL

5-speed automatic TorqShift transmission with overdrive
16-in. white-painted steel wheels (DRW)
16-in. steel gray-painted wheels (SRW)
Auxiliary fuel port
Fuel filler vent hose
Handling Package includes front stabilizer bar and heavy-duty front and rear shock absorbers
Modified vehicle wiring kit
Transmission oil cooler
Wheel nut wrench

SEATING

Seats not included

INTERIOR

Air conditioning delete
Airbag delete
Radio delete

EXTERIOR

Front bumper delete
Headlamp assembly and switch

¹Vehicle shown with aftermarket upfit.

2011
NEW E-SERIES


commtruck.ford.com



TECHNICAL SPECIFICATIONS

DIMENSIONS

	E-150 REGULAR LENGTH	E-150 EXTENDED LENGTH	E-250/E-350 SUPER DUTY® REG. LENGTH	E-250/E-350 SUPER DUTY EXT. LENGTH
EXTERIOR				
A. Overall length	216.7"	236.4"	216.7"	236.4" (Van) 236.7" (Wagon)
B. Wheelbase	138.0"	138.0"	138.0"	138.0"
C. Loadfloor height	28.0" (Van) 28.8" (Wagon)	28.6"	31.1"/29.5" (Van) 30.2" (Wagon)	31.5"/29.7" (Van) 29.1" (Wagon)
D. Overall width – Excluding mirrors	79.4"	79.4"	79.4"	79.4"
D. Overall width – Including mirrors	106.0" (Van) 95.7" (Wagon)	106.0"	106.0" (Van) 95.7" (Wagon)	106.0" (Van) 95.7" (Wagon)
E. Overall height	82.4" (Van) 82.1" (Wagon)	82.6"	84.8"/83.7" (Van) 83.1" (Wagon)	85.0"/83.6" (Van) 82.3" (Wagon)
Rear cargo door opening height	49.5" (Van) 46.8" (Wagon)	49.5"	49.5" (Van) 46.8" (Wagon)	49.5" (Van) 48.0" (Wagon)
Rear cargo door opening width	53.9" (Van) 54.4" (Wagon)	53.9"	53.9" (Van) 54.4" (Wagon)	53.9" (Van) 54.4" (Wagon)
Side cargo door opening height	48.2" (Van) 47.2" (Wagon)	48.1"	48.2" (Van) 47.2" (Wagon)	48.1" (Van) 47.2" (Wagon)
Swing-out side cargo door opening width	44.8"	44.8"	44.8"	44.8"
Sliding side cargo door opening width	45.6"	45.6"	45.6"	45.6"
INTERIOR				
1st Row				
Head room	42.0"	42.0"	42.0"	42.0"
Shoulder room	68.1"	68.1"	68.1"	68.1"
Hip room	65.6"	65.6"	65.6"	65.6"
Leg room	40.0"	40.0"	40.0"	40.0"
2nd Row (Wagon)				
Head room	40.2"	—	40.2"	40.2"
Shoulder room	71.7"	—	71.7"	72.8"
Hip room	66.5"	—	66.5"	68.6"
Leg room	38.8"	—	38.8"	38.8"
3rd Row (Wagon)				
Head room	40.1"	—	40.1"	40.1"
Shoulder room	71.7"	—	71.7"	71.7"
Hip room	66.8"	—	66.8"	66.8"
Leg room	40.0"	—	40.0"	40.0"
4th Row (Wagon)				
Head room	—	—	38.9"	39.6"
Shoulder room	—	—	69.4"	69.4"
Hip room	—	—	66.1"	66.1"
Leg room	—	—	39.4"	39.4"
5th Row (Wagon)				
Head room	—	—	—	37.4"
Shoulder room	—	—	—	67.5"
Hip room	—	—	—	65.8"
Leg room	—	—	—	37.0"
Van Only				
Maximum cargo volume (cu. ft.) behind 1st row	237.8	278.3	237.8	278.3



E-SERIES POWERTRAINS

FLEXIBLE FUEL: 4.6L/5.4L GAS V8 FFVS

Both E-Series 4.6L and 5.4L gas engines are Flexible Fuel capable.¹ Ford Flex Fuel Vehicles (FFVs) give you the power of choice. E85 or gasoline? FFV lets you decide right at the pump. Both E-Series FFVs can run on E85 (85% ethanol/15% gasoline), straight gasoline, or any blend of the two. Since Ford introduced FFVs back in the mid-1990s, we've put nearly 2 million on the road, with a stream of refinements along the way. Ford engines are at the heart of E-Series' versatility and capability. Step up to the 5.4L V8 FFV to get extra punch for high-capacity applications. Its SOHC architecture pumps out 255 hp and 350 lb.-ft. of torque across a wide powerband.

CNG/LPG FUEL-CAPABLE GAS POWER

This option enables 5.4L V8 and 6.8L V10 gas engines to run on Compressed Natural Gas (CNG) or Liquefied Petroleum Gas (LPG). Modifications include hardened intake and exhaust valves as well as hardened valve seats.

6.8L GAS V10

For best-in-class gas torque, opt for the available 6.8L V10. Its electronic throttle control (ETC) modulates torque at the drive wheels for smooth, seamless engine response.



ENGINE RATINGS

	4.6L SOHC V8 FFV	5.4L SOHC V8 FFV	6.8L SOHC V10
Horsepower (hp @ rpm)	225 @ 4,800	255 @ 4,500	305 @ 4,250
Torque (lb.-ft. @ rpm)	286 @ 3,500	350 @ 2,500	420 @ 3,250

¹Excludes vans equipped with Ambulance Prep Package. ²Maximum capabilities shown are for properly equipped vehicles with required equipment and a 150-lb. driver. Weight of additional options, equipment, passengers and cargo must be deducted from this weight. Cutaway ratings are based on incomplete vehicles. Final vehicle manufacturer weights and ratings will vary due to upfit and modification requirements. ³For maximum trailer weights with Crew Van, deduct 200 lbs. from the weights shown (except with 18,500 lbs. GCWR). ⁴E-350 SRW Cutaway with 5.4L V8 only (midship fuel tank) 10,600-lb. GCWR.

MAXIMUM LOADED TRAILER WEIGHT RATINGS (LBS.)²

AUTOMATIC TRANSMISSION			WAGON			VAN ³						CUTAWAY			
ENGINE	AXLE RATIO	GCWR (LBS.)	E-150	E-350 SUPER DUTY	E-350 SUPER DUTY EXTENDED	E-150	E-150 EXTENDED	E-250	E-250 EXTENDED	E-350 SUPER DUTY	E-350 SUPER DUTY EXTENDED	E-250 SRW	E-350 SRW	E-350 DRW	E-450 DRW
4.6L SOHC V8 FFV	3.73	11,500	5,600	—	—	6,000	5,900	6,000	5,900	—	—	—	—	—	—
	4.10	12,000	6,100	—	—	6,500	6,400	6,500	6,400	—	—	7,500	—	—	—
5.4L SOHC V8 FFV	3.73	9,600	—	—	—	—	—	—	—	—	—	—	4,700	—	—
		10,050	—	—	—	—	—	—	—	—	—	—	—	4,900	—
	4.10	13,000	7,000	6,700	6,500	7,500	7,300	7,400	7,300	7,400	7,200	—	—	—	—
		10,600	—	—	—	—	—	—	—	—	—	—	5,700 ⁴	—	—
4.56	13,000	7,000	6,700	6,500	7,500	7,300	7,400	7,300	7,400	7,200	—	—	8,000	7,700	—
	14,050	—	—	—	—	—	—	—	—	—	—	—	—	—	8,500
6.8L SOHC V10	3.73	15,000	—	8,500	8,300	—	—	—	—	9,100	9,000	—	—	—	—
	4.10	18,500	—	10,000	10,000	—	—	—	—	10,000	10,000	—	10,000	10,000	—
	4.56	22,000	—	—	—	—	—	—	—	—	—	—	—	—	10,000

2011
NEW E-SERIES

commtruck.ford.com



E-SERIES VAN OPTIONS

E-150 COMMERCIAL		
E-250 COMMERCIAL		
E-350 SUPER DUTY® COMMERCIAL		
MECHANICAL		
●	○	5.4L V8 FFV engine (4-speed automatic overdrive transmission)
—	○	6.8L V10 engine (5-speed automatic TorqShift® transmission with overdrive and tow/haul mode; req. 6.8L V10 engine)
○	○	50-state clean fuel fleet certification (restrictions apply)
○	○	Alternator — 155-amp (5.4L V8 and 6.8L V10 engines only)
○	○	Alternator — 225-amp (5.4L V8 and 6.8L V10 engines only)
○	○	Auxiliary fuel port (n/a with 4.6L V8 engine)
○	○	Battery — Heavy-duty 78-amp-hr
○	○	Battery — Heavy-duty auxiliary 78-amp-hr (incl. with Ambulance Prep Package)
○	○	CNG/LPG fuel-capable engine ¹ — Hardened intake valves, exhaust valves and valve seats (5.4L V8 and 6.8L V10 engines only; n/a with Ambulance Prep Package)
○	○	Engine block heater — 750-watt
—	○	Front GAWR — Maximum up to 4,600 lbs. ² (Fleet only; incl. with Ambulance Prep Package and Aerial Bucket Cargo Van Suspension Package)
○	○	Integrated trailer brake controller ³ (req. Trailer Tow Package and message center)
●	●	Limited-slip rear axle (late availability) ¹
—	○	Spare tire delete
●	—	Speed limitation — 65-mph governed top speed (4.6L V8; Fleet only) ¹
●	—	Speed limitation — 75-mph governed top speed (4.6L V8; Fleet only) ¹
SAFETY/SECURITY		
●	●	Daytime running lamps (Fleet only)
●	●	E-Guard Cargo Protection System™ and side-door security system ¹
○	○	Passenger airbag cut-off switch (n/a with Crew Van Package or seats delete)
○	○	SecuriLock® Passive Anti-Theft System
SEATING		
○	○	Dual cloth front bucket seats
○	○	Dual cloth front captain's chairs ⁴
○	○	Power driver seat — 6-way with manual lumbar (req. front captain's chairs)
APPEARANCE/COMFORT/CONVENIENCE		
○	○	16-in. aluminum wheels
○	○	16-in. white-painted steel wheels (deletes sport wheel covers)
○	○	Air conditioning — High-capacity (front and rear) (n/a with Ambulance Prep Package)
○	○	Air conditioning delete
○	○	AM/FM stereo/single-CD player with MP3 capability, audio input jack, digital clock and 4 speakers (only 2 speakers with E-Guard)
○	○	Premium Navigation Radio System featuring SIRIUS Traffic and SIRIUS Travel Link includes HD Radio™ technology, single-CD player, MP3 capability, audio input jack and SIRIUS Satellite Radio with introductory 6-month subscription (req. Power Group and Ford SYNC®)
○	○	SYNC (incl. auto-dimming rearview mirror; req. cruise control; n/a with base radio or in-dash computer)
○	○	SIRIUS Satellite Radio with introductory 6-month subscription (n/a with base radio, radio delete or in-dash computer; incl. with SIRIUS Traffic and SIRIUS Travel Link on Premium Navigation Radio System)
○	○	Radio Prep Package — 2 speakers
○	○	Radio Prep Package — 4 speakers (n/a with E-Guard)
○	○	Radio delete
●	●	Bumpers — Front and rear contour, chrome (incl. and only available with High-Series Upgrade Package)
●	●	Bumper — Rear step, black (incl. Class I Trailer Tow Prep)
●	●	Bumper — Rear step, chrome (incl. Class I Trailer Tow Prep; req. High-Series Exterior Upgrade Package)
○	○	Cruise control (req. SYNC)
○	○	Floor covering — Rear vinyl
○	○	Instrument panel electronic message center with engine-hour meter (req. with integrated trailer brake controller and Reverse Sensing System)
○	○	Power Group (door locks, front windows, aero-style sideview mirrors, Remote Keyless Entry System)
○	○	Rear view camera (n/a with base radio or radio delete)
○	○	Reverse Sensing System (req. rear step or contour bumpers and message center)
○	○	Running boards — Door-length on driver side; full-length on passenger side
○	○	Side cargo door — Sliding solid panel
○	○	Sideview mirrors — Aero-style, manually adjustable with manual convex spotters
●	●	Sideview mirrors — Aero-style, power-adjustable with manual convex spotters ⁵
○	○	Sideview mirrors — Manually telescoping trailer tow, power-adjustable with manual convex spotters ⁶
○	○	User-defined upfitter switches — 4 (n/a with 4.6L V8 engine; req. 155-amp or 225-amp alternator)
○	○	Privacy glass ¹
○	○	Windows — Fixed rear cargo door glass
○	○	Windows — Fixed side/fixed rear cargo door glass ¹
○	○	Windows — Swing-out side/fixed rear cargo door glass ¹
○	○	Windows — All around (incl. swing-out side/fixed rear cargo door glass)

E-150 COMMERCIAL		
E-250 COMMERCIAL		
E-350 SUPER DUTY COMMERCIAL		
PACKAGES¹		
—	—	○ Aerial Bucket Cargo Van Suspension Package — 4,600 lbs. front GAWR, 7,810 lbs. 9-leaf rear springs (SRW); rear GAWR reduced to 5,400 lbs.
—	—	○ Ambulance Prep Package¹ (3.7:3.1 limited slip, 4.10:1 non-limited slip, 4.10:1 limited slip rear axles available) (non-FFV engine) — Auxiliary Heater/AC Connector Package, auxiliary fuel port, 3.7:3.1 rear axle, 225-amp alternator, dual 78-amp-hr batteries, floor pan extended side and rear, fixed side/rear door tinted glass, front vinyl headliner with HIC extension, maximum front GAWR, modified vehicle wiring kit and vinyl sun visors (5.4L V8 and 6.8L V10 engines only)
—	—	○ Auxiliary Heater/Air Conditioning Connector Package w/ Rear AC Controls — Auxiliary heater/air conditioning tubes located underbody, front heater and front air conditioning (optional on E-350 Cargo Van, incl. with Ambulance Prep Package)
—	—	○ Auxiliary Heater/Air Conditioning Connector Package w/o Rear AC Controls — Auxiliary heater/air conditioning tubes located underbody, front heater and front air conditioning (optional on E-350 Cargo Van, incl. with Ambulance Prep Package)
○	○	○ Commercial Van Package — Power Group (door locks, windows, aero-style sideview mirrors, Remote Keyless Entry System), rear step bumper, fixed rear cargo door glass, and cruise control
○	○	○ Crew Van Package — 3-passenger 2nd-row vinyl bench seat, metal-mesh bulkhead, partial headliner, full B-pillar trim panels, low-series polypropylene side door and rear door-trim panels, LH lower trim panel behind driver seat, restraints with metal retractor cover for 2nd-row bench seat, pull handle on 40% side door and RH rear door, and front and rear vinyl floor covering (n/a with E-150 Extended Length)
○	○	○ Dome/Cargo Light Kit — 3 additional cargo lights ¹
○	○	○ No-Charge EconoCargo® Cargo Management System — Insulated polyethylene panels covering walls and ceiling, includes bulkhead with lockable door, 2 tracks and tie-down straps ⁷
○	○	○ EconoCargo Upgrade Package (General Delivery; req. EconoCargo System) — 2 wire shelving modules (48" H x 16" D x 49" W), 2 single uprights (48"), 1 double upright (48"), 6 wire shelves (16" x 48") and 2 wire shelves (12" x 48") (n/a with high-capacity air conditioning)
○	○	○ Insulation Package — Full-length cloth headliner, cloth sun visors, upper B-pillar trim panels, polypropylene side door and rear door-trim panels (included with Interior Upgrade Package and Premium Van Group)
○	○	○ Interior Upgrade Package — Full-length carpeting, high-level side/rear cargo door-trim panels, dash sound absorber, full-length cloth headliner, cloth sun visors, full B-pillar trim, dual cloth front captain's chairs, front carpeted floor mats, Insulation Package and Power Group
○	○	○ Mid-Series Exterior Upgrade Package — Black-painted front and rear contour bumpers, chrome grille surround and aerodynamic headlamps
○	○	○ High-Series Exterior Upgrade Package — Chrome front and rear contour bumpers, chrome grille surround and aerodynamic headlamps
○	○	○ Modified Wiring Kit — Underhood powertrain circuit tap-ins including power takeoff (PTO) functions and vehicle speed output, and modified vehicle connections for customized wiring harness provisions
○	○	○ No-Charge Masterack® Racks and Bins Package — Fully installed steel shelving, drawers and cabinets (incl. bulkhead with lockable door) ⁷
○	○	○ No-Charge QuietFlex® Composite Racks and Bins Package — Enclosed lockable bin, lockable wheel-well door, 2 deep drawers, 4 shallow drawers, 2 triple hooks, 10 shelf dividers and composite bulkhead with lockable door ⁷
○	○	○ Premium Van Group — Dual front captain's chairs, AM/FM stereo/single-CD player with digital clock and 4 speakers, Exterior Upgrade Package, Power Group, cruise control and Insulation Package (req. rear door glass)
○	○	○ Racks and Bins Upgrade Package 1 (General Contractor; requires Racks and Bins Package) — Ship-thru ladder rack, ladder-rack crossbow
○	○	○ Racks and Bins Upgrade Package 2 (Electrical Contractor/Appliance Repair; requires Racks and Bins Package) — 12-drawer cabinet, ⁸ tilt shelf, ⁸ toolbox door (additional), wire spool rack, triple hooks (additional) and shelf divider set (additional)
○	○	○ Racks and Bins Upgrade Package 3 (Plumbing/HVAC Service; req. Racks and Bins Package) — 12-drawer cabinet, ⁸ tilt shelf ⁸ and tank rack (3-tank capacity)
●	●	● Trailer Tow Prep Package — Class I — Trailer wiring harness
○	○	○ Trailer Tow Package — Class II/III/IV — Trailer wiring harness (blade-style female connector), electronic brake controller tap-in capability, relay system for backup/B+/running lights, and frame-mounted hitch receiver
FORD WORK SOLUTIONS™		
○	○	○ Crew Chief™ vehicle tracking system (n/a with in-dash computer; req. additional subscription)
○	○	○ In-dash computer featuring Windows® CE operating system with touch screen (late availability; n/a with SYNC, SIRIUS Satellite Radio or Crew Chief)
○	○	○ Tool Link™ tool tracking system (req. in-dash computer; n/a with SIRIUS Satellite Radio)
FACTORY-INVINCED ACCESSORIES		
○	○	○ Power Code™ Remote Start System (req. Power Group)

● Standard ● Select Availability ○ Optional — Not Available

¹Restrictions apply, see dealer for details. ²Computer selected — 4,600 lbs. max. ³Trailer brake controller verified to be compatible with electrically actuated drum brakes only. ⁴Available as part of Interior Upgrade Package. ⁵Included as part of Power Group. ⁶Requires Power Group. ⁷Requires rear vinyl floor covering. ⁸12-drawer cabinet and tilt shelf not included in Quiet Flex III Package.

2011
NEW E-SERIES

commtruck.ford.com



E-SERIES WAGON OPTIONS

E-150 XL				
E-150 XLT				
E-350 SUPER DUTY® XL				
E-350 SUPER DUTY XLT				
MECHANICAL				
<input type="checkbox"/>	<input type="checkbox"/>	<input checked="" type="checkbox"/>	<input checked="" type="checkbox"/>	5.4L V8 FFV engine (4-speed automatic overdrive transmission)
<input type="checkbox"/>	<input type="checkbox"/>	<input type="checkbox"/>	<input type="checkbox"/>	6.8L V10 engine (5-speed automatic TorqShift® transmission with overdrive and tow/haul mode)
<input type="checkbox"/>	<input type="checkbox"/>	<input type="checkbox"/>	<input type="checkbox"/>	Alternator – 155-amp (5.4L V8 and 6.8L V10 engines only)
<input type="checkbox"/>	<input type="checkbox"/>	<input type="checkbox"/>	<input type="checkbox"/>	Alternator – 225-amp (5.4L V8 and 6.8L V10 engines only)
<input type="checkbox"/>	<input type="checkbox"/>	<input type="checkbox"/>	<input type="checkbox"/>	Auxiliary fuel port (n/a with 4.6L V8 engine)
<input type="checkbox"/>	<input type="checkbox"/>	<input type="checkbox"/>	<input type="checkbox"/>	Battery – Heavy-duty auxiliary
<input type="checkbox"/>	<input type="checkbox"/>	<input type="checkbox"/>	<input type="checkbox"/>	Battery – Heavy-duty 78-amp-hr
<input type="checkbox"/>	<input type="checkbox"/>	<input type="checkbox"/>	<input type="checkbox"/>	CNG/LPG fuel-capable engine ¹ – Hardened intake valves, exhaust valves and valve seats (5.4L V8 and 6.8L V10 engines only)
<input type="checkbox"/>	<input type="checkbox"/>	<input type="checkbox"/>	<input type="checkbox"/>	Engine block heater – 750-watt
<input type="checkbox"/>	<input type="checkbox"/>	<input type="checkbox"/>	<input type="checkbox"/>	Integrated trailer brake controller ² (req. Trailer Tow Package and message center)
<input checked="" type="checkbox"/>	<input checked="" type="checkbox"/>	<input checked="" type="checkbox"/>	<input checked="" type="checkbox"/>	Limited-slip rear axle (late availability) ¹
<input type="checkbox"/>	<input type="checkbox"/>	<input type="checkbox"/>	<input type="checkbox"/>	Spare tire delete
<input checked="" type="checkbox"/>	<input checked="" type="checkbox"/>	<input type="checkbox"/>	<input type="checkbox"/>	Speed limitation – 65-mph governed top speed (4.6L V8; Fleet only) ¹
<input checked="" type="checkbox"/>	<input checked="" type="checkbox"/>	<input type="checkbox"/>	<input type="checkbox"/>	Speed limitation – 75-mph governed top speed (4.6L V8; Fleet only) ¹
SAFETY/SECURITY				
<input checked="" type="checkbox"/>	<input checked="" type="checkbox"/>	<input checked="" type="checkbox"/>	<input checked="" type="checkbox"/>	Daytime running lamps (Fleet only)
<input type="checkbox"/>	<input type="checkbox"/>	<input type="checkbox"/>	<input type="checkbox"/>	Remote Keyless Entry System with panic alarm and illuminated entry (req. Power Windows and Locks Group and Interior Upgrade Package on XL)
<input type="checkbox"/>	<input type="checkbox"/>	<input type="checkbox"/>	<input type="checkbox"/>	SecuriLock® Passive Anti-Theft System
SEATING				
<input type="checkbox"/>	<input checked="" type="checkbox"/>	<input type="checkbox"/>	<input checked="" type="checkbox"/>	Cloth-trimmed seating
<input type="checkbox"/>	<input checked="" type="checkbox"/>	<input type="checkbox"/>	<input type="checkbox"/>	Leather-trimmed seating (req. XLT Premium Package)
<input type="checkbox"/>	<input type="checkbox"/>	<input type="checkbox"/>	<input type="checkbox"/>	Power driver seat – 6-way with manual lumbar (req. front captain's chairs)
<input type="checkbox"/>	<input type="checkbox"/>	<input type="checkbox"/>	<input type="checkbox"/>	11 passengers: (2) front captain's chairs; (3) 3-passenger rear bench seats (Extended Length only)
<input type="checkbox"/>	<input checked="" type="checkbox"/>	<input type="checkbox"/>	<input type="checkbox"/>	7 passengers: (4) leather-trimmed captain's chairs for 1st and 2nd rows; (1) 3-passenger rear bench seat (req. XLT Premium Package)
<input checked="" type="checkbox"/>	<input checked="" type="checkbox"/>	<input type="checkbox"/>	<input type="checkbox"/>	8 passengers (2/3/3 seating)
<input type="checkbox"/>	<input type="checkbox"/>	<input type="checkbox"/>	<input type="checkbox"/>	11-passenger Center Aisle Seating Prep Package ³ (Regular Length only)
<input type="checkbox"/>	<input type="checkbox"/>	<input checked="" type="checkbox"/>	<input checked="" type="checkbox"/>	12 passengers (2/3/3/4 seating)
<input type="checkbox"/>	<input type="checkbox"/>	<input type="checkbox"/>	<input type="checkbox"/>	14-passenger Center Aisle Seating Prep Package ³ (Extended Length only)
<input type="checkbox"/>	<input type="checkbox"/>	<input checked="" type="checkbox"/>	<input checked="" type="checkbox"/>	15 passengers (2/3/3/4 seating)
APPEARANCE/COMFORT/CONVENIENCE				
<input type="checkbox"/>	<input type="checkbox"/>	<input type="checkbox"/>	<input type="checkbox"/>	16-in. forged-aluminum wheels
<input type="checkbox"/>	<input checked="" type="checkbox"/>	<input checked="" type="checkbox"/>	<input checked="" type="checkbox"/>	Air conditioning – High-capacity (front and rear; standard on XL Extended Length)
<input type="checkbox"/>	<input type="checkbox"/>	<input type="checkbox"/>	<input type="checkbox"/>	Air conditioning delete (n/a on Extended Length)
<input type="checkbox"/>	<input checked="" type="checkbox"/>	<input type="checkbox"/>	<input checked="" type="checkbox"/>	AM/FM stereo/single-CD player with MP3 capability, audio input jack, digital clock and 6 speakers
<input checked="" type="checkbox"/>	<input type="checkbox"/>	<input type="checkbox"/>	<input type="checkbox"/>	Premium Navigation Radio System featuring SIRIUS Traffic and SIRIUS Travel Link includes HD Radio™ technology, single-CD player, MP3 capability, audio input jack and SIRIUS Satellite Radio with introductory 6-month subscription (req. Power Windows and Locks Group on XL and Ford SYNC®)
<input type="checkbox"/>	<input type="checkbox"/>	<input type="checkbox"/>	<input type="checkbox"/>	SYNC (incl. auto-dimming rearview mirror; req. cruise control; n/a with base radio on XL, radio delete or in-dash computer)
<input type="checkbox"/>	<input type="checkbox"/>	<input type="checkbox"/>	<input type="checkbox"/>	SIRIUS Satellite Radio with introductory 6-month subscription (n/a with base radio on XL, radio delete or in-dash computer; incl. with SIRIUS Traffic and SIRIUS Travel Link on Premium Navigation Radio System; incl. with XLT Premium Package)
<input type="checkbox"/>	<input type="checkbox"/>	<input type="checkbox"/>	<input type="checkbox"/>	Radio delete
<input checked="" type="checkbox"/>	<input checked="" type="checkbox"/>	<input checked="" type="checkbox"/>	<input checked="" type="checkbox"/>	Bumpers – Front and rear contour, chrome
<input type="checkbox"/>	<input type="checkbox"/>	<input type="checkbox"/>	<input type="checkbox"/>	Bumper – Rear step, black (incl. Class I Trailer Tow Prep; n/a with High-Series Exterior Upgrade Package)
<input type="checkbox"/>	<input type="checkbox"/>	<input type="checkbox"/>	<input type="checkbox"/>	Bumper – Rear step, chrome (incl. Class I Trailer Tow Prep; req. High-Series Exterior Upgrade Package on XL)
<input type="checkbox"/>	<input checked="" type="checkbox"/>	<input type="checkbox"/>	<input checked="" type="checkbox"/>	Cruise control
<input checked="" type="checkbox"/>	<input type="checkbox"/>	<input checked="" type="checkbox"/>	<input type="checkbox"/>	Floor covering – Full-length vinyl
<input checked="" type="checkbox"/>	<input checked="" type="checkbox"/>	<input checked="" type="checkbox"/>	<input checked="" type="checkbox"/>	Floor covering – Full-length carpet
<input checked="" type="checkbox"/>	<input checked="" type="checkbox"/>	<input checked="" type="checkbox"/>	<input checked="" type="checkbox"/>	Floor mats – Carpeted
<input type="checkbox"/>	<input checked="" type="checkbox"/>	<input type="checkbox"/>	<input checked="" type="checkbox"/>	Instrument panel electronic message center with engine-hour meter (req. with integrated trailer brake controller and Reverse Sensing System)
<input checked="" type="checkbox"/>	<input checked="" type="checkbox"/>	<input checked="" type="checkbox"/>	<input checked="" type="checkbox"/>	Power Windows and Locks Group
<input type="checkbox"/>	<input type="checkbox"/>	<input type="checkbox"/>	<input type="checkbox"/>	Privacy glass ¹
<input type="checkbox"/>	<input type="checkbox"/>	<input type="checkbox"/>	<input type="checkbox"/>	Rear view camera (n/a with base radio on XL, radio delete or air conditioning delete; req. high-capacity air conditioning on Regular Length XL)
<input type="checkbox"/>	<input type="checkbox"/>	<input type="checkbox"/>	<input type="checkbox"/>	Reverse Sensing System (req. rear step or contour bumpers and message center)

E-150 XL				
E-150 XLT				
E-350 SUPER DUTY XL				
E-350 SUPER DUTY XLT				
APPEARANCE/COMFORT/CONVENIENCE (continued)				
<input type="checkbox"/>	<input checked="" type="checkbox"/>	<input type="checkbox"/>	<input type="checkbox"/>	Running boards – Door-length on driver side; full-length on passenger side
<input checked="" type="checkbox"/>	<input checked="" type="checkbox"/>	<input checked="" type="checkbox"/>	<input checked="" type="checkbox"/>	Sideview mirrors – Aero-style, power-adjustable with manual convex spotters (req. Power Windows and Locks Group on XL)
<input type="checkbox"/>	<input type="checkbox"/>	<input type="checkbox"/>	<input type="checkbox"/>	Sideview mirrors – Manually telescoping trailer tow, power-adjustable with manual convex spotters
<input type="checkbox"/>	<input type="checkbox"/>	<input type="checkbox"/>	<input type="checkbox"/>	Side door – Sliding solid panel
<input type="checkbox"/>	<input type="checkbox"/>	<input type="checkbox"/>	<input type="checkbox"/>	User-defined upfitter switches – 4 (n/a with 4.6L V8 engine; req. 155-amp or 225-amp alternator)
PACKAGES¹				
<input checked="" type="checkbox"/>	<input checked="" type="checkbox"/>	<input checked="" type="checkbox"/>	<input checked="" type="checkbox"/>	Insulation Package – Cloth sun visors, color-keyed sliding door track, upper B-pillar trim panels, and polypropylene side door and rear door-trim panels with insulated padding (incl. with Interior Upgrade Package)
<input type="checkbox"/>	<input checked="" type="checkbox"/>	<input type="checkbox"/>	<input checked="" type="checkbox"/>	Interior Upgrade Package – Full-length carpeting, high-level side/rear cargo door-trim panels, cloth seats, dash sound absorber, headlamps-on alert chime, full B-pillar trim, front carpeted floor mats, Insulation Package and Power Windows and Locks Group
<input type="checkbox"/>	<input type="checkbox"/>	<input type="checkbox"/>	<input type="checkbox"/>	Mid-Series Exterior Upgrade Package – Black-painted front and rear contour bumpers, chrome grille surround and aerodynamic headlamps
<input type="checkbox"/>	<input type="checkbox"/>	<input type="checkbox"/>	<input type="checkbox"/>	High-Series Exterior Upgrade Package – Chrome front and rear contour bumpers, chrome grille surround and aerodynamic headlamps
<input type="checkbox"/>	<input type="checkbox"/>	<input type="checkbox"/>	<input type="checkbox"/>	Remote Keyless Entry Package – 2 key fobs (requires Power Windows and Locks Group and Interior Upgrade Package on XL)
<input type="checkbox"/>	<input type="checkbox"/>	<input type="checkbox"/>	<input type="checkbox"/>	Trailer Tow Prep Package – Class I (req. rear step bumper)
<input type="checkbox"/>	<input type="checkbox"/>	<input type="checkbox"/>	<input type="checkbox"/>	Trailer Tow Package – Class II/III/IV – Trailer wiring harness (blade-style female connector), electronic brake controller tap-in capability, relay system for backup/B+/running lights, and frame-mounted hitch receiver
<input type="checkbox"/>	<input type="checkbox"/>	<input type="checkbox"/>	<input type="checkbox"/>	XLT Premium Package – Leather-trimmed captain's chairs for 1st and 2nd rows, 6-way power driver seat, remote keyless entry, leather-wrapped steering wheel, privacy glass, forged-aluminum wheels, running boards, SYNC, SIRIUS Satellite Radio, auto-dimming rearview mirror, embroidered "Econoline" logo on front seat backs and floor mats, "Econoline Fifty Years" badge on rear door, and instrument panel electronic message center with engine-hour meter
FORD WORK SOLUTIONS™				
<input type="checkbox"/>	<input type="checkbox"/>	<input type="checkbox"/>	<input type="checkbox"/>	Crew Chief™ vehicle tracking system (n/a with in-dash computer; req. additional subscription)
<input type="checkbox"/>	<input type="checkbox"/>	<input type="checkbox"/>	<input type="checkbox"/>	In-dash computer featuring Windows® CE operating system with touch screen (late availability; n/a with SYNC, SIRIUS Satellite Radio or Crew Chief)
FACTORY-INVICED ACCESSORIES				
<input type="checkbox"/>	<input type="checkbox"/>	<input type="checkbox"/>	<input type="checkbox"/>	Power Code™ Remote Start System (req. Power Windows and Locks Group)

● Standard ● Select Availability ○ Optional — Not Available

¹Restrictions apply, see dealer for details. ²Trailer brake controller verified to be compatible with electrically actuated drum brakes only. ³Seating system upfit available at additional charge.

2011
NEW E-SERIES

commtruck.ford.com



E-SERIES CUTAWAY OPTIONS

E-250 SUPER DUTY® CUTAWAY					
E-350 SUPER DUTY CUTAWAY					
E-450 SUPER DUTY CUTAWAY					
E-350 SUPER DUTY STRIPPED CHASSIS					
E-450 SUPER DUTY STRIPPED CHASSIS					
MECHANICAL					
—	●	○	○	○	6.8L V10 engine
●	●	—	—	—	4-speed automatic overdrive transmission
—	●	●	●	●	5-speed automatic TorqShift® transmission with overdrive and tow/haul mode (5.4L V8 and 6.8L V10 engines only)
—	○	○	○	○	Alternator — 155-amp (5.4L V8 and 6.8L V10 engines only)
—	●	○	○	○	Alternator — 225-amp (5.4L V8 and 6.8L V10 engines only)
○	○	○	—	—	Battery — Heavy-duty 78-amp-hr
○	○	○	—	—	Battery — Heavy-duty auxiliary, 78-amp-hr (incl. with Ambulance Prep Package, n/a with 4.6L V8)
—	○	○	○	○	CNG/LPG fuel-capable engine ¹ — Hardened intake valves, exhaust valves and valve seats (5.4L V8 and 6.8L V10 engines only)
○	○	○	○	○	Engine block heater — 750-watt
—	●	○	○	○	Front GAWR — Maximum (Fleet only) ¹
●	●	—	—	—	Fuel tank — 33-gallon capacity midship (available with E-250 and E-350 SRW)
—	○	○	○	○	Fuel tank — 40-gallon capacity aft of axle
—	●	●	●	●	Fuel tank — 55-gallon capacity aft of axle (DRW only)
—	●	○	—	—	Integrated trailer brake controller ² (req. message center)
○	○	○	○	○	Limited-slip rear axle ¹
○	○	○	○	○	Spare tire and wheel
○	●	○	○	○	Speed limitation — 65-mph governed top speed (Fleet only) ¹
○	●	—	●	—	Speed limitation — 75-mph governed top speed (Fleet only) ¹
○	○	○	○	○	Traction control
SAFETY/SECURITY					
—	●	○	—	—	Airbag delete — Passenger side ¹
●	●	●	●	●	Daytime running lamps (Fleet only)
○	○	○	—	—	Passenger airbag cut-off switch ³
○	○	○	—	—	Remote Keyless Entry System ⁴
○	●	—	—	—	SecuriLock® Passive Anti-Theft System (SRW only)
SEATING					
—	○	○	—	—	Captain's chair — Cloth, driver side only
—	●	○	—	—	Captain's chair — Without trim, driver side only
○	○	○	—	—	Dual cloth front bucket seats
○	○	○	—	—	Dual cloth front captain's chairs
—	○	○	—	—	Dual front captain's chairs — Without trim
○	○	○	—	—	Power driver seat — 6-way with manual lumbar (req. front captain's chairs)
—	○	○	—	—	Passenger seat delete ⁴
—	●	○	—	—	Manual Seat Prep Package
—	●	○	—	—	Power Seat Prep Package
—	●	○	—	—	Manual pedestal with 2-way adjuster
APPEARANCE/COMFORT/CONVENIENCE					
○	○	—	○	—	16-in. white-painted steel wheels (SRW only)
—	●	●	●	●	16-in. white-painted steel wheels (DRW only)
○	○	—	○	—	16-in. steel wheels with sport wheel covers (SRW only)
●	○	—	—	—	16-in. aluminum wheels (SRW only)
○	○	○	●	●	Air conditioning delete
○	○	○	—	—	AM/FM stereo/single-CD player with MP3 capability, audio input jack, digital clock and 2 speakers
○	○	○	—	—	Premium Navigation Radio System featuring SIRIUS Traffic and SIRIUS Travel Link — Single-CD player, MP3 capability, audio input jack and SIRIUS Satellite Radio with introductory 6-month subscription (req. Power Windows and Locks Group and SYNC®)
○	○	○	—	—	SYNC (incl. auto-dimming rearview mirror; req. cruise control; n/a with base radio, radio delete or in-dash computer)
○	○	○	—	—	SIRIUS Satellite Radio with introductory 6-month subscription (n/a with base radio, radio delete or in-dash computer; incl. with SIRIUS Traffic and SIRIUS Travel Link on Premium Navigation Radio System)
○	○	○	—	—	4-Speaker Upgrade Package (incl. 2 installed and 2 boxed speakers)
○	○	○	—	—	Radio Prep Package — 2 speakers
○	○	○	—	—	Radio Prep Package — 4 speakers
○	○	○	●	●	Radio delete
○	○	○	—	—	Bumper — Front, white-painted
○	○	○	—	—	Cruise control (req. SYNC)

E-250 SUPER DUTY CUTAWAY					
E-350 SUPER DUTY CUTAWAY					
E-450 SUPER DUTY CUTAWAY					
E-350 SUPER DUTY STRIPPED CHASSIS					
E-450 SUPER DUTY STRIPPED CHASSIS					
APPEARANCE/COMFORT/CONVENIENCE (continued)					
—	●	○	—	—	Frame spacers — Alternate lateral ¹
—	●	○	—	—	Frame spacers — Standard pattern ¹
○	○	○	—	—	Instrument panel electronic message center with engine-hour meter (req. with integrated trailer brake controller)
○	○	○	—	—	Power Windows and Locks Group
—	●	○	—	—	Pucks — Frame isolator (n/a with S3H) ¹
○	○	○	—	—	Rearview mirror — Interior day/night
○	○	○	—	—	Running boards — Door-length
○	○	○	—	—	Sideview mirrors — Aero-style manually adjustable with manual convex spotters
○	●	●	—	—	Sideview mirrors — Manually telescoping trailer tow, manually adjustable with manual convex spotters
○	●	●	—	—	Sideview mirrors — Manually telescoping trailer tow, power-adjustable with manual convex spotters ⁴
—	○	○	—	—	User-defined upfitter switches — 4 (n/a with 4.6L V8 engine; req. 155-amp or 225-amp alternator)
PACKAGES¹					
—	—	—	○	○	AC Prep Package — Scroll compressor, condenser, drive belt, tensioner-attaching brackets and bolts
—	○	○	—	—	Ambulance Prep Package (non-FFV engine) — Auxiliary Heater/AC Connector Package, auxiliary fuel port, vinyl headliner and sun visors, maximum front GAWR, 4.10:1 limited-slip rear axle (E-350), 4.56:1 limited-slip rear axle (E-450), 225-amp alternator, dual 78-amp-hr batteries, front license plate bracket, manually telescoping trailer tow mirrors, spare tire and wheel, frame pucks (5.4L V8 and 6.8L V10 engines only)
—	○	○	—	—	Auxiliary Heater/Air Conditioning Connector Package — Front heater connector and front air conditioning connector
—	○	○	—	—	Auxiliary Heater/Air Conditioning Connector Package w/Rear Controls
○	○	○	—	—	Insulation Package — Cloth headliner and cloth sun visors
○	○	○	—	—	Interior Upgrade Package — Cloth headliner, high-level door-trim panels, cloth captain's chairs, cloth sun visors, carpeting, power windows and door locks, and Insulation Package
○	○	○	—	—	Mid-Series Exterior Upgrade Package — Black-painted front bumper, chrome grille surround and aerodynamic headlamps
○	○	○	—	—	High-Series Exterior Upgrade Package — Chrome front bumper, chrome grille surround and aerodynamic headlamps
—	○	○	—	—	Motorhome Prep Package — Chrome front bumper and grille, aerodynamic headlamps, power windows/door locks, manual pedestals (seats not incl.), cloth sun visors, Class I Trailer Tow Prep Package, cruise control, sideview mirrors delete, fixed antenna, maximum front GAWR (E-450 14,050 GVWR), frame pucks, and front license plate bracket (40-gallon fuel tank with E-350 Super Duty with 138-in. or 176-in. WB)
—	○	○	—	—	Right-Hand Door Delete Package — Deletes passenger seat, safety belt and hardware; passenger airbag; A-pillar grab handle; sun visor; speaker and headliner
—	●	●	—	—	School Bus Prep Package — Front license plate bracket, banded front door glass (tinted), high-back driver seat only, 155-amp alternator, 40-gallon fuel tank (E-350/E-450 DRW), and frame pucks; deletes passenger seat/pedestal and attaching hardware, passenger safety belt system, passenger B-pillar trim and scuff plate, passenger airbag, sideview mirrors and headliner
—	○	○	—	—	Shuttle Bus Prep Package — Chrome front bumper and grille, aerodynamic headlamps, manual pedestals (seats not incl.), frame pucks, power windows and door locks, front license plate bracket, maximum front GAWR (E-450 14,050 GVWR), 155-amp alternator, sideview mirrors delete, engine block heater, driver and passenger airbags; deletes headliner, vinyl floor covering and dome lamp
○	○	○	—	—	Trailer Tow Prep Package — Class I
FORD WORK SOLUTIONS					
○	○	○	—	—	Crew Chief vehicle tracking system (n/a with in-dash computer; req. additional subscription)
○	○	○	—	—	In-dash computer featuring Windows CE operating system with touch screen (late availability; n/a with SYNC, SIRIUS Satellite Radio or Crew Chief)

● Standard ● Select Availability ○ Optional — Not Available

¹Restrictions apply, see dealer for details. ²Trailer brake controller verified to be compatible with electrically actuated drum brakes only. ³Always wear your safety belt and follow airbag warning label instructions. ⁴Requires Power Windows and Locks Group.

