

2007 THE ALL-NEW EDGE



BOLD MOVES



Step up to the Edge

Nothing about your life is ordinary. In your world, window shopping is a treasure hunt and remodeling is a hands-on opportunity. Weekends are not to be wasted lying around. They're to be filled gathering with friends and finding new spots to dine. You've got a long list of sports to try and new activities to explore. You're all about bold moves – and looking to make another.

It's time to step up to the Edge, the hot new crossover utility vehicle (CUV) from Ford that's built to enhance your active, social lifestyle.

Contents

Bold design + flexibility	2
Sporty handling	3
Energetic performance	4
Panoramic perspective	5
Stirring surroundings	6
Uninhibited flexibility	7
Clever controls	8
Centered solutions	9
Secure state of mind	10
Specifications	11





Bold design + flexibility

Edge artfully fulfills your desire to drive a vehicle with striking style *and* the adaptability to meet your changing needs.

Sleek lines and crisp accents combine to create the bold exterior design that's unmistakably Edge. Its sporty stance is enhanced by the Ford 3-bar chrome grille, quad-beam halogen headlamps and dual exhaust tips. Plus, it's planted on your choice of standard 17" or available 18" wheels and tires.

Flexible interior design is essential in a crossover utility vehicle — and Edge delivers. Whether you need room for your latest home-design store find or for friends headed out on the town, Edge offers the perfect solution with up to 69.6 cu. ft. of available cargo space or seating for 5 adults.



Standout qualities Textured aluminum and chrome accents help give Edge its bold, spirited appeal. Smart features like the available Seating Flexibility Package with its fold-flat front-passenger seat, EasyFold™ rear seatback release and leather-trimmed seating, help make quick work of all kinds of cargo-carrying tasks.





Sporty handling

Driving Edge is such a blast, you'll go looking for the long way around, just so you can take more turns.

Fun to drive is an understatement. Climbing behind the wheel in Edge will make your day – every day. You can thank Edge's specially tuned fully independent suspension for the confidence that its maneuverability and agility are sure to impart.

Adventure calls. And when it does, you don't want to waste time worrying about whether you can meet the challenges ahead. Lucky for you, Edge features an all-new multilink independent rear suspension that helps it deliver sports sedan-like handling. So it'll get you through even the most sinuous streets without a care. We even saw fit to mount the rear shocks outboard and behind the wheel center to help maximize ride comfort and increase driver control.

Handling it Active All-Wheel Drive (AWD) makes driving Edge exhilarating in any weather, but it's especially helpful with the foul stuff. This optional, on-demand system constantly monitors driver and vehicle inputs, predicts traction and delivers the appropriate amount of torque to all 4 wheels, reacting before wheel slippage can even occur. Working with standard AdvanceTrac® with RSC® (Roll Stability Control), this system can transfer torque both front to rear and side to side, enabling it to help keep Edge moving even if only one wheel has traction.

Serious self-control AdvanceTrac with class-exclusive* RSC, standard on every Edge, is an electronic stability enhancement system that actually measures what other manufacturers' systems ignore or can only estimate. Our system features a vehicle-roll motion sensor that directly measures the vehicle's roll-rate at least 100 times every second to help determine when and how it will utilize AdvanceTrac's Anti-lock Brake System (ABS), traction control and yaw control to help keep all 4 wheels firmly planted.

*Medium CUV Class with standard 6-cylinder engine. Remember that even advanced technology cannot overcome the laws of physics. It's always possible to lose control of a vehicle due to inappropriate driver input for the conditions. For more information on AdvanceTrac with RSC, visit www.fordvehicles.com.




Energetic performance

Edge has more than enough power and thrust to shift your day into high gear. So plan accordingly.

Top performer: The advanced technology of Edge's powerful all-new 3.5L Duratec 35 V6 engine helps it produce a lively 265 hp and 250 lb.-ft. of torque – that's more than any other vehicle in the class. Add the optional Class II Trailer Tow Package, and you've got the capacity to tow up to 3500 lbs. worth of extra fun.

Excellent launch and acceleration performance are yours thanks to Edge's all-new 6-speed automatic transmission, which adapts to your driving style and features the added convenience of flat-tow capability.*



All-new 3.5L Duratec 35 V6 engine

- A** The dual-plenum intake manifold helps give Edge strong peak torque (250 lb.-ft. @ 4500 rpm), while the high-flow intake port helps achieve its high level of peak power performance (265 hp @ 6250 rpm).
- B** A roller-chain cam drive, chosen for its low-friction operation, helps Edge meet strict Ultra Low Emissions Vehicle II (ULEV II) emissions standards, which helps keep the air cleaner.
- C** The high-pressure die-cast aluminum that's used to create Edge's structurally optimized deep-skirt cylinder block also helps to keep noise and vibration levels down.

*See your Owner's Guide for details. Flat-tow capability available on vehicles produced after 10/15/06.



Panoramic perspective

There's nothing like the freedom of wind-in-your-hair, sun-on-your-skin, open-air driving to bring a smile to your face.

Vista Roof™ serves up the only 2-panel panoramic view available in the class. Optional on SEL, this invigorating feature encompasses over 39% of the total roof area, creating a daylight opening that's over 3 times larger than the average traditional moonroof. In its fully open position, Vista Roof provides a maximum total-air opening of over 4.6 sq. ft. That's a whole lot of sky. And all that's left for you to do is fill it with exciting new views.



All-weather enjoyment

- A** The available Vista Roof features a wind diffuser and the thickest roof glass we've ever utilized to help maintain the peace inside Edge, no matter what's happening outside.
- B** The Vista Roof vent position is cleverly designed to allow fresh air into the cabin while keeping bad weather out – even during a torrential downpour.*
- C** The dual power sunshades provide close to 100% sun blockage, helping to keep the cabin cool, as well as protecting passengers and your interior fabrics from the ultraviolet (UV) rays of the sun.

*The Vista Roof vent position has been proven to handle 1.2 gallons of water per minute at a 15% incline.



Stirring surroundings

Edge will inspire you to pick up your friends and hit the road. It's the perfect choice for exploring city streets near and far in search of little-known shops or the ultimate greasy spoon.

Active Comfort may seem like an oxymoron, but this new seat-contour design fits supportively around you without feeling restrictive. It's sort of like a good pair of running shoes. The special contours also help reduce pressure points and fatigue, providing outstanding short- and long-term ride comfort.



Detailed thinking Edge treats your rear-seat passengers to a standard 60/40 split fold-flat seat with seatbacks that recline farther than those on any other vehicle in the class. They also get their own fold-down center armrest with 2 cupholders.



Uninhibited flexibility

Lengthy objects need not limit you. You can use Edge to transport items up to 8 ft. long after folding down its standard 60/40 split fold-flat rear seat and available fold-flat front-passenger seat. The Seating Flexibility Package, optional on SEL, gives you the 6-way power, fold-flat front-passenger seat as well as the EasyFold™ rear seatback release and premium leather-trimmed seating throughout.

69.6 cu. ft. of cargo can be stowed behind the front seats when the rear seat is folded flat, opening up a whole new world of possibilities for your free time. Inviting friends along? You can still stash 32.1 cu. ft. of gear behind the rear seat.



EasyFold only on Edge Like to keep cargo-loading time to a minimum? Edge can help. With the EasyFold rear seatback release, you can create a flat cargo loadfloor in seconds by simply pushing and holding a button in the rear cargo area. This class-exclusive feature can be found in the Seating Flexibility Package that's optional on SEL. The rear seatbacks on every Edge can also be lowered using a manual release on the side of the seat.



Clever controls

Maximize your listening enjoyment with the latest in audio technology. Edge's available Audiophile® Sound System features a 6-disc in-dash CD changer with 9 speakers in 5 locations: 4 two-way speakers are mounted in the doors, and an 8" subwoofer and 190-watt amplifier are mounted in the back to round out your sonic experience.

Entertain yourself with optional SIRIUS Satellite Radio.* Add it to any of Edge's sound systems and use the 6-month subscription to get started surfing over 125 channels of coast-to-coast sports, news, entertainment and 100% commercial-free music. Headed on a road trip? Find your favorite channel and listen to it all the way from sea to shining sea.



Driver-centric design Edge takes care of you with intuitive controls that are easy to reach, including the standard steering wheel-mounted cruise control and a steering column that tilts and telescopes to help you find your comfort zone.



Well-informed copilot If you've been considering the switch to digital mapping, now's the time. Optional on Edge SEL, our touch-screen DVD-based Navigation System with intersection programming actually calls out upcoming street names for you. It's located front and center for easy reference and can help you locate points of interest such as gas stations, ATMs, restaurants, and more.

*See your Ford Dealer or contact SIRIUS at 1-888-539-7474 for more information.



Centered solutions

Why take your world mobile? Because Edge makes it so easy.

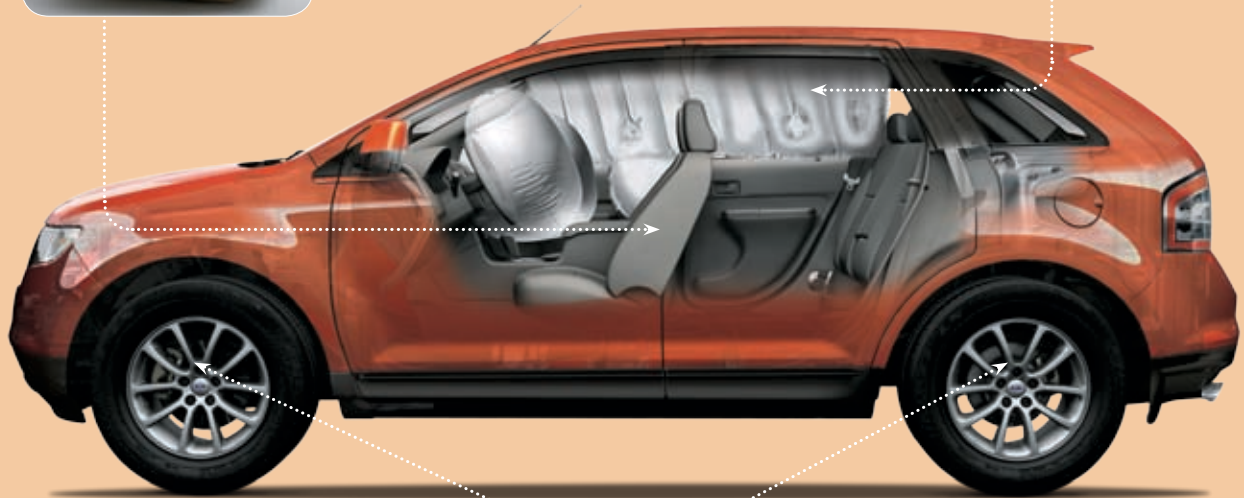
Customize the center console by placing its movable dividers in varying positions to quickly go from work to play and back again. The console is large enough to store everything from PDAs to MP3 players, purses, and even some types of laptop computers. It also features a class-exclusive standard auxiliary audio input jack that you can use to listen to your MP3 player through Edge's sound system, and a concealed power point (one of 4 power points in the vehicle) to keep your listening pleasure going indefinitely.

Most versatile Edge's center console offers more possible storage configurations than any other vehicle in the class thanks to its multipurpose set of movable dividers.

Crowd-pleaser The Rear-Seat DVD Entertainment System, optional on Edge SEL, features an 8" color LCD screen, 2 sets of wireless headphones and a remote control. Your rear-seat passengers can use it to watch DVDs, listen to CDs, or play video games by plugging in a compatible gaming system. An optional Headrest DVD Entertainment System*, compatible with the available Vista Roof, features 2 separate DVD players with 7" screens, CD/MP3 playback capability and more.



*Headrest DVD Entertainment System shown is available through your Ford Dealer as a Dealer-Installed Ford Licensed Accessory.



Secure state of mind

Edge is equipped with the latest safety and security technology so you can stay focused on enjoying the drive. All safety equipment is standard on every Edge, including:

- A** **Front-seat side airbags** offer an extra margin of head and chest protection for the driver and front passenger. In certain types of moderate-to-severe side-impact or rollover events, sensors detect the impact and send a signal to deploy the front-seat side airbag on the impacted side of the vehicle.
- B** Our patented Safety Canopy™ System and class-exclusive Personal Safety System® surround you with technology. The **Safety Canopy System** includes side-curtain airbags that provide head-protection coverage for outboard-seated occupants in both rows, and side-impact and rollover sensors that direct deployment in certain types of side-impact collisions or rollover events. The **Personal Safety System** customizes the deployment of the dual-stage front airbags based on where the driver's seat is positioned, whether the front safety belts are in use, and the overall severity of the impact. In addition, the Front-Passenger Sensing System identifies whether a passenger is present by approximating his or her weight, then sends a signal to automatically activate or deactivate the airbag accordingly.
- C** **AdvanceTrac® with class-exclusive RSC®** (Roll Stability Control) is an electronic stability enhancement system that can help in many real-world situations, such as when you're driving on slippery surfaces, making an emergency maneuver, or just traveling on uneven surfaces.

SPECIFICATIONS

STANDARD FEATURES

MECHANICAL

3.5L Duratec 35 V6 engine
6-speed automatic transmission
4-wheel power disc brakes with Anti-lock Brake System (ABS)
17" painted-aluminum wheels (P235/65R17 BSW tires) **A**
Class I towing
Front-wheel drive
Fuel tank capacity — 19-gallon FWD, 20-gallon AWD
Independent front and rear suspension
Mini spare tire
Power steering

SAFETY/SECURITY

Personal Safety System[®] for driver and front passenger — Includes dual-stage front airbags,* safety belt pretensioners, safety belt energy-management retractors, safety belt usage sensors, driver's-seat position sensor, crash severity sensor, restraint control module and Front-Passenger Sensing System
Adjustable head restraints
AdvanceTrac[®] with RSC[®] (Roll Stability Control)
Autolock
Battery saver with headlamps-off delay
Belt-Minder[®] safety belt reminder — Front
Child-safety rear door locks
Front-seat side airbags
Height-adjustable shoulder safety belts — Front
Illuminated entry system
LATCH — Lower anchors and tether anchors for child-safety seats (2 in rear)
Safety Canopy[™] System with rollover sensor
SecuriLock[®] passive anti-theft system
Tire Pressure Monitoring System

INTERIOR

12v power points (4) — Instrument panel, front console, rear seat and cargo area
Accessory delay for power features
Air conditioning — Manual with rear-seat vents
AM/FM stereo/single-CD player with MP3 capability, clock and 4 speakers
Assist handles — B-pillar (2)
Auxiliary audio input jack
Cargo area light
Cargo area tie-downs (2)
Center console with deep-bin armrest, dividers, power point, and 2 cupholders
Coat hooks (2)
Cruise control — Steering wheel-mounted
Cupholders/beverage holders (6)
Dome/map lights — Front and rear rows
Dual-tone electric horn
Floor mats — Front and rear carpeted
Glass — Privacy glass on rear doors, quarter windows and rear window
Instrumentation (tachometer, lamp outage, low fuel warning, low washer fluid, low oil pressure, door ajar, liftgate ajar and coolant temperature indicator)
Map pockets — Driver and front-passenger seatbacks and in all 4 door panels with 2 beverage holders in front door panels
Power door locks
Power windows with one-touch-down driver's-side feature
Rear-seat fold-down armrest with 2 cupholders
Rear-window defroster
Seats — Front bucket seats with driver manual lumbar; rear 60/40 split fold-flat seat with manually reclining seatbacks
Steering column — Manual tilt and telescoping
Sun visors — Adjustable driver and front-passenger with vanity mirrors

EXTERIOR

Antenna — Roof-mounted
Door handles — Black
Exhaust tips — Dual steel
Grille — 3-bar chrome
Headlamps — Quad-beam halogen
Rear spoiler
Remote keyless-entry system with 2 integrated key fobs
Rocker moldings — Black
Sideview mirrors — Power glass with manual fold-away design
Windshield wipers — Front: variable-intermittent with washer; Rear: 2-speed with washer

*Always wear your safety belt and secure children in the rear seat.

ENGINE

	3.5L Duratec 35 V6
Horsepower (hp @ rpm)	265 @ 6250
Torque (lb.-ft. @ rpm)	250 @ 4500

TRAILER TOWING APPLICATIONS

MAXIMUM LOADED TRAILER WEIGHT (lbs.)

Class I	2000
Class II	3500

Maximum weights shown are for properly equipped vehicles with required equipment and a 150-lb. driver. Weight of additional options, equipment, passengers and cargo must be deducted from this weight. For additional information, see your Ford Dealer.

Comparisons based on 2006 competitive models, publicly available information and Ford certification data at time of printing. Some features discussed may be optional. Vehicles shown may contain optional equipment. Features shown may be offered only in combination with other options or subject to additional ordering requirements or limitations. Dimensions shown may vary due to optional features and/or production variability. Following publication of the catalog, certain changes in standard equipment, options and the like, or product delays may have occurred which would not be included in these pages. Your Ford Dealer is the best source for up-to-date information. Ford Division reserves the right to change product specifications at any time without incurring obligations.

FEATURES & OPTIONS

SE		
SEL		
SEL PLUS		
MECHANICAL		
<input type="checkbox"/>	<input type="checkbox"/>	All-Wheel Drive
<input type="checkbox"/>	<input type="checkbox"/>	18" painted-aluminum wheels (P245/60R18 all-season BSW tires) B
<input type="checkbox"/>	<input type="checkbox"/>	18" premium aluminum chrome-clad wheels (P245/60R18 all-season BSW tires) C
SAFETY/SECURITY		
<input type="checkbox"/>	<input type="checkbox"/>	Reverse Sensing System
SEATING		
<input checked="" type="checkbox"/>	<input type="checkbox"/>	Front bucket seats – Cloth trim with manual driver lumbar and driver/passenger recline
<input type="checkbox"/>	<input checked="" type="checkbox"/>	Front bucket seats – Unique cloth trim with 6-way power driver seat, manual driver lumbar and driver/passenger recline
<input type="checkbox"/>	<input checked="" type="checkbox"/>	Leather-trimmed seating with 6-way power driver and front-passenger seats and manual driver lumbar
<input type="checkbox"/>	<input checked="" type="checkbox"/>	Fold-flat front-passenger seat
<input type="checkbox"/>	<input checked="" type="checkbox"/>	EasyFold™ rear seatback release
INTERIOR		
<input checked="" type="checkbox"/>	<input checked="" type="checkbox"/>	Air conditioning – Manual
<input type="checkbox"/>	<input checked="" type="checkbox"/>	Air conditioning – Dual-zone Electronic Automatic Temperature Control with particulate air filter
<input checked="" type="checkbox"/>	<input type="checkbox"/>	AM/FM stereo/single-CD player with MP3 capability and 4 speakers
<input type="checkbox"/>	<input checked="" type="checkbox"/>	Premium AM/FM stereo/6-disc in-dash CD changer with MP3 capability, 4 speakers and secondary steering wheel-mounted audio controls
<input type="checkbox"/>	<input type="checkbox"/>	Audiophile® Sound System with 9 speakers (see page 18)
<input type="checkbox"/>	<input type="checkbox"/>	Navigation System – DVD-based with Audiophile Sound System
<input type="checkbox"/>	<input type="checkbox"/>	Rear-Seat DVD Entertainment System with 2 sets of wireless headphones (not available with Vista Roof™)
<input type="checkbox"/>	<input type="checkbox"/>	SIRIUS Satellite Radio* (with 6-month subscription)
<input type="checkbox"/>	<input type="checkbox"/>	Floor mats – All-weather (in addition to standard carpeted floor mats)

● Standard ○ Optional ◐ Available as part of a package — Not Available

*Not available in Alaska or Hawaii. See your Ford Dealer or contact SIRIUS at 1-888-539-7474 for more information. Audiophile is a registered trademark of Audiophile, Inc.

SE		
SEL		
SEL PLUS		
INTERIOR (continued)		
<input type="checkbox"/>	<input checked="" type="checkbox"/>	Message center with trip computer and compass display
<input type="checkbox"/>	<input checked="" type="checkbox"/>	Overhead console with sunglasses holder
<input type="checkbox"/>	<input type="checkbox"/>	Rear Cargo Management System
<input type="checkbox"/>	<input checked="" type="checkbox"/>	Steering wheel – Leather-wrapped with cruise control and secondary audio controls
<input type="checkbox"/>	<input checked="" type="checkbox"/>	Sun visors with illuminated vanity mirrors
EXTERIOR		
<input checked="" type="checkbox"/>	<input type="checkbox"/>	Door handles and rear spoiler – Black
<input type="checkbox"/>	<input checked="" type="checkbox"/>	Door handles and rear spoiler – Body-color
<input checked="" type="checkbox"/>	<input type="checkbox"/>	Exhaust tips – Dual steel
<input type="checkbox"/>	<input checked="" type="checkbox"/>	Exhaust tips – Dual chrome
<input type="checkbox"/>	<input checked="" type="checkbox"/>	Fog lamps with chrome bezels
<input checked="" type="checkbox"/>	<input type="checkbox"/>	Mirrors – Black, power, sideview with manual fold-away design
<input type="checkbox"/>	<input checked="" type="checkbox"/>	Mirrors – Body-color, power, sideview with manual fold-away design
<input type="checkbox"/>	<input type="checkbox"/>	Roof-rack side rails – Black (not available with Vista Roof)
<input type="checkbox"/>	<input type="checkbox"/>	Vista Roof – Panoramic 2-panel glass roof with power tilt and open features on front panel and dual power sunshades for both panels
PACKAGES		
<input type="checkbox"/>	<input type="checkbox"/>	Class II Trailer Tow Package – Includes Class II hitch receiver, engine oil cooler, larger radiator, upgraded cooling fans, upgraded battery (68-amp) and wiring harness with 4-pin connector (3500 lbs. max.)
<input type="checkbox"/>	<input checked="" type="checkbox"/>	Convenience Group – Includes automatic headlamps with wiper activation, auto-dimming rearview mirror and driver-side illuminated keyless-entry keypad
<input type="checkbox"/>	<input type="checkbox"/>	Premium Package** – Includes Dual-zone Electronic Automatic Temperature Control with particulate air filter, security approach lamps, heated front seats and sideview mirrors, leather-trimmed seating, memory front seats and sideview mirrors, driver's seat easy-entry feature, and secondary steering wheel-mounted climate controls
<input type="checkbox"/>	<input type="checkbox"/>	Seating Flexibility Package** – Includes leather-trimmed seating with 6-way power front-passenger seat; fold-flat front-passenger seat; and EasyFold rear seatback release

**Premium Package and Seating Flexibility Package are not available together on SEL. For both packages, order an SEL Plus.

WHEELS

- A** 17" Painted-Aluminum Standard
- B** 18" Painted-Aluminum Optional on SEL and SEL Plus
- C** 18" Premium Aluminum Chrome-Clad Optional on SEL and SEL Plus




SPECIFICATIONS

INTERIORS




Camel Cloth
Standard on SE




Unique Camel Cloth
Standard on SEL




Camel Leather
Standard on SEL Plus;
Optional on SEL



Medium Light Stone Cloth
Standard on SE



Unique Medium Light Stone Cloth
Standard on SEL



Medium Light Stone Leather
Standard on SEL Plus;
Optional on SEL

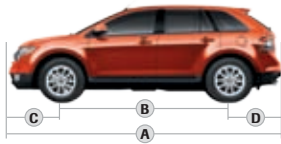


Unique Charcoal Cloth
Standard on SEL



Charcoal Leather
Standard on SEL Plus;
Optional on SEL

DIMENSIONS



EXTERIOR

A. Overall length	185.7"
B. Wheelbase	111.2"
C. Overhang - Front	37.0"
D. Overhang - Rear	37.5"
E. Vehicle width (excl. mirrors)	75.8"
Vehicle width (incl. mirrors)	87.1"
Vehicle width (mirrors folded)	79.1"
F. Height (incl. roof rack)	68.9"
G. Ground clearance	7.9"
H. Liftover height	31.2"
I. Ramp breakover angle	17.3°
J. Angle of approach	16.0°
K. Angle of departure	24.5°

INTERIOR

Front	
Head room (without Vista Roof™)	40.0"
Shoulder room	58.9"
Hip room	54.8"
Leg room	40.7"
Rear	
Head room (without Vista Roof)	39.3"
Shoulder room	58.8"
Hip room	56.3"
Leg room	39.6"
Maximum Cargo Volume (cu. ft.)	
Behind 1st row	69.6
Behind 2nd row	32.1

CAMEL

MEDIUM LIGHT STONE

CHARCOAL

SE

●	●	Black
●		Blazing Copper Metallic
●	●	Carbon Metallic
●		Crème Brûlée
●		Dune Pearl Metallic
●	●	Light Sage Metallic
●	●	Pewter Metallic
●	●	Redfire Metallic

SEL/SEL PLUS

●	●	●	Black
●	●	●	Blazing Copper Metallic
●	●	●	Carbon Metallic
●	●	●	Crème Brûlée
●	●	●	Dark Amethyst Metallic
●	●	●	Dune Pearl Metallic
●	●	●	Light Sage Metallic
●	●	●	Pewter Metallic
●	●	●	Redfire Metallic

EXTERIORS



Black



Blazing Copper Metallic



Carbon Metallic



Crème Brûlée



Dark Amethyst Metallic



Dune Pearl Metallic



Light Sage Metallic



Pewter Metallic



Redfire Metallic

Ford uses clearcoat paint for beauty and protection. Colors shown are representative only. Not all colors are available on all models. See your dealer for actual paint/trim options. Vehicles shown may contain optional equipment.

THE 5-YEAR/60,000-MILE POWERTRAIN WARRANTY

New Vehicle Limited Warranty

We want your Ford Edge ownership experience to be the best it can be. So under this warranty, your new vehicle comes with 3-year/36,000-mile Bumper-to-Bumper Coverage, 5-year/50,000-mile Safety Restraint Coverage, and 5-year/unlimited-mile Corrosion (Perforation) Coverage — all with no deductible. Please ask your Ford Dealer for a copy of this limited warranty.

For more assurance: There's now a 5-year/60,000-mile powertrain limited warranty that's fully transferable, has no deductible, and provides you with an additional 2 years or 24,000 miles of coverage — on select components, including the engine and transmission — beyond the standard 3-year/36,000-mile Bumper-to-Bumper Coverage. Plus, Roadside Assistance is extended to 5 years or 60,000 miles, so you have the security of knowing that help may be only a phone call away should you run out of fuel, lock yourself out of the vehicle, or need towing. Your Ford Dealer can provide complete details on all of these advantages.



Get the ride you want. Whether you plan to lease or finance, you'll find the choices that are right for you at Ford Credit. Ask your Ford Dealer for details, or check us out at www.fordcredit.com.



Get Ford Motor Company quality in your auto insurance. Our program offers industry-leading benefits and competitive rates. Call 1-877-367-3847, or visit us at www.fordvip.com for a no-obligation quote. Insurance offered by American Road Services Company (in CA, American Road Insurance Agency), a licensed agency and subsidiary of Ford Motor Company.



For a purchase or lease, the Ford **Extended Service Plan** (ESP) gives you "Peace-of-Mind" protection designed to cover key vehicle components and protect you from the cost of unexpected repairs. Ask your dealer for an ESP, the only service contract backed exclusively by Ford and honored at all Ford Lincoln Mercury dealerships.



Genuine Ford Accessories are designed and engineered specifically for Ford Vehicles. Visit our fordaccessoriesstore.com website at www.fordaccessoriesstore.com to use the Accessorizer, and to learn complete accessory details and purchase instructions.