

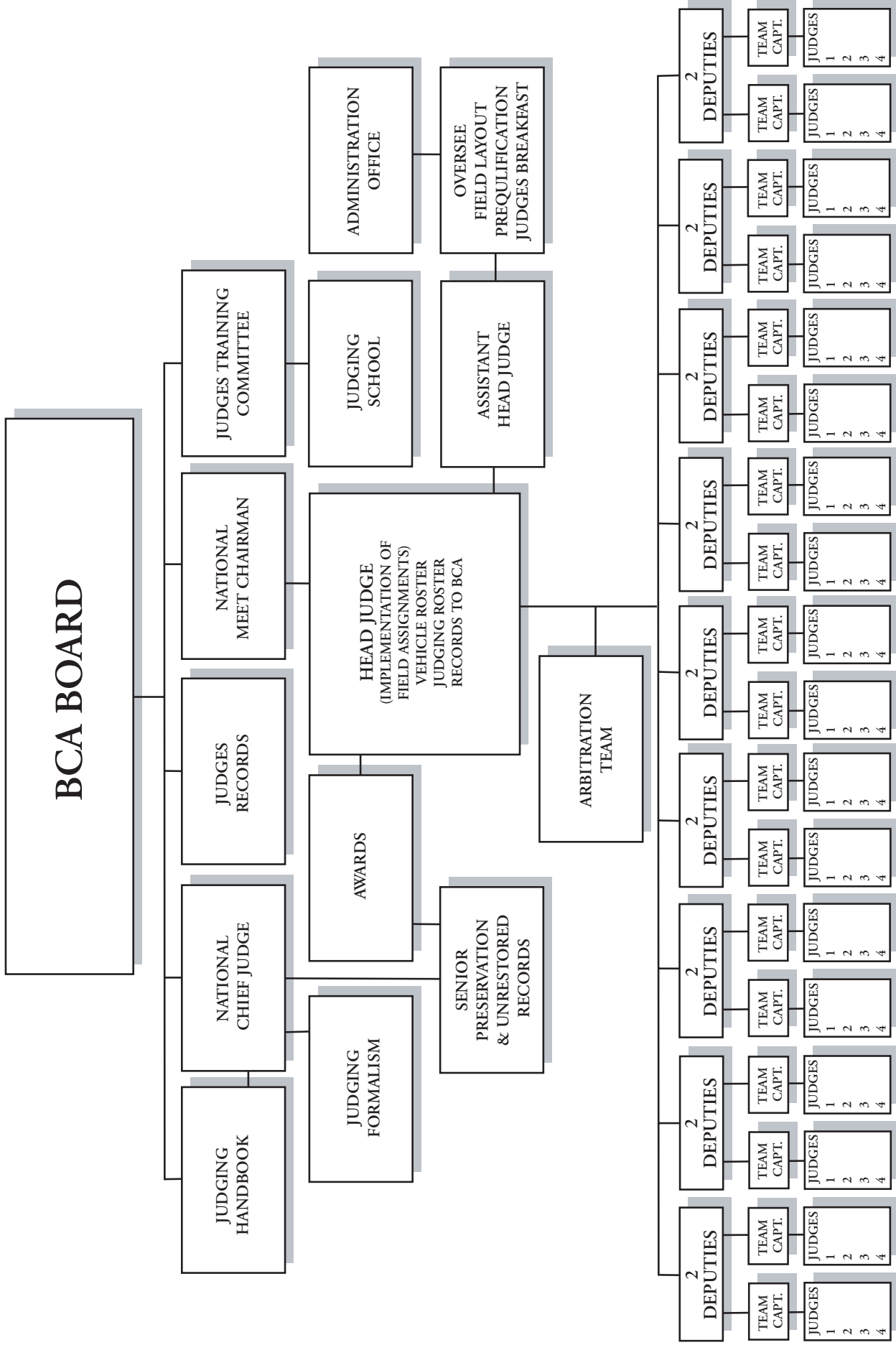
BUICK CLUB OF AMERICA

JUDGING HANDBOOK

SEVENTH EDITION – 2005

CONTENTS	PAGE
A. Introduction.....	1
B. Philosophy	1
C. History	1
D. General Judging Policies.....	1
E. Guidelines for Fairness and Consistency in Judging.....	1
F. Duties of the Owner / Exhibitor	2
G. Criteria to be a Judge	3
H. Procedure to Become a Judge.....	3
I. Organization of National Meet Judges	4
J. Judges Records	6
K. Judges Recognition Award	6
L. The Judges Roster	6
M. Special Requirements for the Judging of Entries.....	7
N. The BCA Formal Judging Format	7
O. Basic Guidelines for the Use of the BCA Formal Judging Form and Award of Trophies	7
P. Awards	7
Q. Registration	9
R. Field Judging Procedures	10
S. Special Instructions and Notes	11
T. Guidelines for Judges:	
How to Judge a Vehicle	12
Fire Extinguisher & Safety Glass	12
General Considerations	12
Judges Comments.....	12
Judging the Chassis.....	12
Judging the Engine.....	13
Judging the Interior	14
Top, Soft.....	14
Judging the Exterior	16
Front End.....	17
Lights	17
APPENDICES	
I Judging Classes	18
II National Meet Documents.....	18
III List of Items to be Contained in Each Vehicle Registration Packet	19
IV List of Items to be Contained in Team Captain Packet	19
V The Judging Administration Office	19
VI Chair of Judges Training	21
Chair of Judges Records	21
Chair of Pre-qualification Operational Check	21
Chair of Senior and Archival Records.....	21
VII BCA Chief Judge	22
VIII Pre-Qualification Operational Check.....	22
IX Earliest Engine and Serial Numbers for Each Model Year	23
X Engine Paint Colors	25
XI Sizes and Shapes of Convertible Rear Windows (1916-1975)	26
XII Convertible Tops and Colors	28
XIII Wheels and Tires	29
XIV Exterior Paint Colors	34
XV BCA National Chief Judges and National Head Judges	57
Judging Forms and Worksheets	Back Section of Book

BCA NATIONAL MEET JUDGING



NOTE: The number of two man Deputy Teams and Judging Teams is determined by the judging class breakdown. Each Deputy should be responsible for no more than to judging classes.

2005 Buick Club of America Judging Handbook 7th Edition

If a Buick Club of America National or Regional meet or car show is a judged event, the current BCA National Judging Forms must be used. All National Meets will use the 400 point judging forms and it is suggested that they be utilized at Regional Meets. Although judging and awards at National Meets are directed toward recognition of excellence of original and authentically restored Buicks, all members are welcome and invited to participate and to display their Buicks, whether modified or unrestored, at any BCA event. The BCA local club sponsoring the event may, at its option, provide a separate display area for modified or non-judged Buicks, and may offer awards recognizing such participation, which are not BCA National Awards and are not awarded by BCA judging teams. There is no class separation within the "display only" category of vehicles when the 400 point judging system is used at the meet. The forms must be used in their basic state and concept in line with the instructions. BCA Peer and 400 point judging form masters, along with support and scoring form masters, are available from the BCA Office and should be copied for use at BCA meets.

A. INTRODUCTION

All judging information contained herein can be adapted to regional and local meets, with the exception of Senior, Senior Preservation, Archival and Drivers Awards. These special classes can only be awarded at a National Meet.

This handbook is produced for the guidance of both the restorer and the critic of Buick automobiles. It is doubted that such a handbook could ever be complete. Legitimate exceptions or improvements will be found to the policies and guidelines as stated herein. It is hoped that succeeding editions will become more complete, more definitive and more authoritative with additions and corrections discovered by student restorers and new research. This is not an end, but a beginning. We hope that in the one-hundredth edition the same may still be said.

—McClellan G. Blair, BCA National Chief Judge, May 1989

B. PHILOSOPHY

BCA National Awards are based on how well the vehicle compares to the original factory product as judged under the BCA 400-point system. The three key items to be considered in evaluating the vehicle for these awards are authenticity, condition and workmanship.

The Gold, Silver and Bronze awards honor those vehicles that meet the minimum point requirements as described in the BCA Judging Handbook. Here condition and workmanship are of prime importance.

The Senior Award honors those Buicks that most nearly represent the vehicle as it left the factory. For this award, authenticity together with condition and workmanship are of primary importance. To assure consistency for this award, within classes, between classes and between meets, eleven specific items that are considered most significant regarding authenticity have been selected. A vehicle must be correct in these eleven items to meet the requirements for the Senior Award. In addition, the vehicle must attain a minimum of 390 points.

By using this system, BCA provides recognition of a Senior Award for those members who restore a vehicle to factory condition. It also provides for those members who choose to restore and/or maintain a vehicle at a level where the car can be driven regularly. All member's Buicks are still eligible and encouraged to compete for the BCA National Senior, Gold, Silver or Bronze awards, regardless of the authenticity, condition and workmanship of the car, and for the Archival Award for unrestored Buicks.

C. HISTORY

The initiation of this formal point judging at BCA National Meets began with the adoption of a standardized judging form comprising a 400 point system in 1989. The first meet in which this system was employed was the 1989 National Meet held in Batavia, New York, hosted by the Finger Lakes Chapter. Prior to this, beginning with the first National Meet in 1971 hosted by Buick Motor Division and the BCA, some meets were judged, others were unjudged; and of those judged, numerous systems were employed.

D. GENERAL JUDGING POLICIES

The most general guideline is that all Buicks are to be presented and evaluated knowledgeably, impartially, consistently, courteously and fairly. This critical evaluation should be an educational process for both the restorer/owner and the judging team. A free flow of information is encouraged for the improvement of both judge and judged. **It shall be the owner's responsibility to document the authenticity or correctness of any feature of his/her vehicle to the satisfaction of the judging team.** In the event of a dispute, the Head Judge and Deputies are empowered to arbitrate a resolution. In the event that an authenticity dispute arises over a matter as printed in this handbook, the owner's documentation shall be provided to the Head Judge of the meet. The Head Judge will subsequently present the documentation for possible modification of this handbook to the Chief Judge of the BCA if warranted by the evidence. Acceptance (or denial) of the evidence for purposes of the meet shall not prejudice the review of such evidence by BCA, or its ultimate inclusion by alteration of this handbook.

E. GUIDELINES FOR FAIRNESS AND CONSISTENCY IN JUDGING

A judging team should consist of a Team Captain, at least one other judge and apprentices (optimum size for team is four). The combined experience and knowledge of the judging team should cover extensively all the cars in that particular class.

Each judging team should look over the entire class before starting on that class. **Judges should not touch an entry. It is imperative that the owner or a representative be with the vehicle during the judging process.** If the owner is not present, the team moves to the next vehicle, unless prior arrangements are made between the Team Captain and the owner, or a notation is made on the windshield card that the owner is a judge, specifying which class the owner is judging, and specifically authorizing the Team Captain to open whatever accesses would be required to facilitate judging. In this case, as an accommodation to a fellow judge, if a major authenticity

point deduction is mandated, the Deputy Team shall be summoned to adjudicate the item of non-authenticity and shall consult with the owner-judge if necessary in their deliberations. If an absent owner is located before the judging is completed in that class, then his or her vehicle should be judged; otherwise, it shall not be judged.

Keep in mind that the vehicles you will be judging are production vehicles that came off an assembly line. The judging standard in any particular area should rate how this vehicle compares to the **original factory product**. If any judged item is as good as original it should receive no deductions in that category. Of course, if a better quality of workmanship is found and the vehicle has not been modified in any way from original, then it still receives no deductions. All parts should be as original, factory replacement or dealer option equipment as defined elsewhere in this judging handbook. As an example, painted items should be painted only in correct colors and only originally plated items should be plated and with the correct type of plating. **Non-authentic components should receive a full deduction of all points allocated to that item.**

Every judge should keep in mind that he or she is judging each vehicle individually on its own merit. A vehicle starts out with the maximum number of points allowed in each category. Points are then deducted according to the severity of the defect. If a vehicle meets all standard requirements for factory new condition, then the judge should not deduct points just because the last vehicle judged had a million dollar paint job and this one has a factory issue paint job. Both vehicles have met or exceeded the original quality requirements for full points. **Do not deduct fractional points.**

F. DUTIES OF THE OWNER/EXHIBITOR

To enter your vehicle and present it for judging at a BCA National or Regional Meet, you will have a number of obligations to which you must adhere in order to qualify for entry and be judged fairly. These requirements and suggestions are listed below. It is also recommended that you familiarize yourself with the judging rules and guidelines which will be used by the judging system in the evaluation of your car, in order to avoid misunderstanding and disappointment with the result. Owners are encouraged/invited to participate in the judging process by being a judge to learn first-hand how your car will be evaluated when it is entered for judging.

1. The car (or cars) to be judged must be owned by a **current** National member of the Buick Club of America.
2. Entry **must** be made prior to the stated deadline and to the designated individual or address, and must be complete. Your National Meet Registration Form must be fully completed, including your vehicle identification number, or frame number in the case of early vintage Buicks. Failure to provide a complete and accurate registration form will result in disqualification from judging.
3. If your car is a registered Senior or Archival Award winner, information must be provided to identify it as required by the Head Judge.
4. You must comply with all of the instructions of the Head Judge regarding the judging process including

directions as to times, places and procedures. You should read all instructions carefully.

5. All cars judged under the 400-point system (Classes A thru R) must complete the Pre-Qualification Operational Check prior to field judging. Failure to do so will result in disqualification from judging. Vehicles registered in the Unrestored, Drivers, and Modified Classes are no subject to the check.
6. You **must** have all of the proper registration materials with your vehicle and they must be properly displayed. The windshield card must affixed to the windshield and the judging form must be completely filled out and presented to the Pre-Qualification Check team where it will be collected for use of the field judging team. You **must** have an operational/charged UL approved fire extinguisher in your vehicle located where it is readily accessible. Safety glass in the windshield is required if vehicle has been restored. **The vehicle will automatically be disqualified for judging if both requirements are not met.** Your vehicle **must** be on the show field in its proper class on the day of field judging at the time and place designated by the Head Judge.
7. Your car **must** stay on the judging field until the official end of the meet, or until told specifically by the Head Judge that you may leave. You **may not remove** your vehicle once the judging team passes you. However you may leave your vehicle unattended, if you wish, once the "judged" label has been affixed to your windshield card.
8. **You or your designated representative must be in attendance at your vehicle while it is being judged.** Judges in other classes may designate the Team Captain to be their representative. You will be asked to provide access to the judging team and must do this in response to their request. You or your designated representative **must** also be present to answer questions of the Team Captain and to provide authenticity documentation regarding your car.
9. It is your duty to be sure your car is placed in the proper class. If other cars with which you are lined up are not of a similar year or model, chances are good that you have been misplaced. If this is the case, immediately contact the registration desk or a member of the judging staff.
10. **You should not speak** with members of the judging team while they are carrying out their duties. Officially, only the Team Captain should enter into discussions with you. He/she will discuss with you only matters pertaining to access, proper classification of your car, your completion of the top portion of the judging form and matters related to authenticity. No judge is authorized to discuss with you the point scoring of your car, but may tell you of certain major defects which have affected your score. Please do not request scoring information on the field.
11. You may, and should, request a copy of your judging form from the National Office of the BCA following the meet. To do so, you **must** include a self-addressed stamped envelope and tell the office the year, model

and class in which the car was shown. The Office Manager asks that you allow 6 to 8 weeks from the date of request for receipt of the copy. Forms will be available September 1 thru December 31 of the year the judged meet was held. After December 31, a \$5.00 fee will be charged for each copy requested. Please remember that the decisions of the field judges are final and cannot be changed after the meet. If you take exception to the decision of the judges on a particular matter of authenticity, it is advisable to take documentation on the matter to the next meet and/or forward your documentation to the attention of the National Chief Judge.

12. It is your duty to authenticate the car and restoration. You should take with you, and make available to the Team Captain upon request, such information in support of the vehicle, materials, or work, as may be required.
13. As this is a Buick club, we are prepared to judge only Buick vehicles. Custom bodies of recognized contemporary manufacturers on Buick chassis and Buick powered custom bodied documented race cars are welcomed; however, all such vehicles must be fully documented by the exhibitor or deductions in judging must be taken for all non-Buick components.
14. You should not assume that because an item came with your car when you bought it that it is authentic even if you bought the car new from the dealer. Each item, and particularly accessories, should be authenticated for your year and model.
15. When on the judging field, it is recommended that you critically evaluate your competition. Look for differences between cars. Discuss these differences with the owners in a friendly fashion.
16. If you are awarded a Senior or Archival Award, you must complete the registration form which fully identifies the car for BCA records. If you sell this vehicle, it is requested that you notify the BCA of the name and address of the new owner.
17. You should consider becoming a BCA judge. It is a friendly and informative process, and the information gained is nearly essential if you plan to be a serious contender for trophies.

G. CRITERIA TO BE A BCA JUDGE

To qualify to be a BCA national judge the following requirements must be met:

1. Candidate must be a *current* National member of the BCA.
2. Candidate must be committed to being unbiased, honest and open minded.
3. Candidate must exhibit a desire to learn and critically evaluate new evidence as exhibited or presented.
4. Candidate must demonstrate willingness and effort to become expert and knowledgeable in the area to be judged.
5. Candidate must be courteous and considerate of owners and team members, even if provoked.

6. Candidates will find it particularly helpful to have personally restored a vehicle prior to judging others, though this is not a requirement. There is no superior means for the development of empathy, consideration and respect, as well as a keen eye for detail.
7. Candidate **must** attend judging school to become more skillful, knowledgeable and be willing to accept instruction from and give it to others.
8. Candidate must recognize, that to the owner, being judged is serious business. The owner expects and should receive no less than honest, candid and knowledgeable criticism, courteously and diplomatically communicated.

H. PROCEDURE TO BECOME A JUDGE

If a candidate feels qualified to be a national judge, he or she should contact the Meet Judge through the host chapter not later than 30 days prior to the meet.

Information to be included in this application should include:

1. Past judging experience, including the number of times he/she has judged at national events, number of times he/she has judged at BCA National Meets, number of judging schools attended and a phone number for contact by the head judge if needed.
2. Judging class requested, with alternate choice.
3. Class, if any, in which the car of the candidate, his family or another whose car the candidate would find difficult to judge impartially has been entered for judging.
4. Area or classes of particular expertise .
5. Preference, if any, for Judging Administration. Judging schools will be held on the day prior to the meet. Candidates should attend the judging school. If more than one training session is offered, a candidate should inform the Head Judge of the session to be attended.

Candidates who have not previously judged at a National Meet may be assigned apprentice or clerk responsibilities. In this capacity, the candidate will learn judging principles and procedures while participating in practical judging experience in an advisory capacity.

Candidates who have not sent an application form to the Head Judge as specified in paragraph 1 above **must** contact the Head Judge prior to the Judges School for permission to attend the breakfast and receive an assignment.

Judges must attend the Judges Breakfast and complete the commitment to judge. If the candidate will be unable to do either, the Head Judge should be contacted as early as possible so that those responsibilities may be reassigned. It is an imposition to fail to meet your judging commitment without prior notification.

Judges are awarded Experience Recognition Awards for their participation in the judging program.

I. ORGANIZATION OF NATIONAL MEET JUDGES

1. Duties and Responsibilities of the Team Judge

The team judge must observe everything in the category of his or her responsibility, evaluate the observation against the standard of factory authenticity, workmanship and maintenance and faithfully and impartially report any discrepancies found. It is of utmost importance that each judge's task be performed correctly and knowledgeably, as both the reputation and validity of BCA judging and the standards set by successful vehicles and the support of owner registrant members, are at stake. The epithet "tough but fair" should be applied to the team judge.

Team judges must:

- a. Attend the Judging School preceding the meet.
- b. Judges **must attend** the Judges Breakfast on the day of the meet.
- c. Arrive at your predetermined location on the judging field promptly at the designated time and place.
- d. Receive your category assignment and Individual Category Work sheet from the Team Captain.
- e. Receive your instructions for the day from the Team Captain.
- f. Judge quietly and in the utmost businesslike manner.
- g. Direct any and all questions to the Team Captain. Do not engage in conversation with the owner of the car being judged.
- h. Deliver the results of your judging to the Team Captain for entry on the judging form **before moving to the next car**. Be sure this transfer of point totals, comments and discussion takes place out of earshot of the owner or other interested spectators.
- i. Correctly and completely fill out the Judges Participation Card and present it to the Team Captain at the completion of judging.

2. Duties and Responsibilities of the Team Captain

The Team Captain is responsible for on-field conduct of BCA judging policy. The Team Captain is also responsible for the preservation and augmentation of good relations between BCA judging and the BCA member-owners. This position is therefore one of greatest importance to the success of the judging process. The Team Captain is the leader of the judging team and serves as liaison between that team and both the owner of each car judged and the judging system as represented by the BCA, the Judging Officials and this manual. He/she is responsible for ensuring that all judging activities are carried out in a fair, courteous and impartial fashion and is to lead, instruct, and guide the members of the team to that end result.

The Team Captain will arrive on the field prior to the designated time. Initially inventory all vehicles in your class to see that they are correctly placed on the field. Check all cars against the roster. Notify your Deputy of any differences, and instruct owners if they must move.

The Team Captain shall obtain from the owner the completed judging form, check the correctness, completeness and legibility of the information provided and make additions and corrections as required. He will then:

- a. Assign each team member to a responsibility in one of the four categories of judging; exterior, interior, chassis or engine.

- b. Give assistance to any team member as required or requested.
- c. Be the only member of the team to converse with the vehicle owner.
- d. Assign a team member to place "Judged" stickers on the windshield card at completion of judging.
- e. Assign a team member to verify completion of the Pre-Qualification Check process which includes operational fire extinguisher on all vehicles and safety glass in the windshield of restored vehicles. **Non-conforming vehicles are not eligible for judging.** If a vehicle is disqualified for any reason, a statement of disqualification and its cause shall be made on the judging sheet and on the reverse of the windshield card.
- f. Give special attention to new judges. Provide leadership and instruction. Provide guidance to any team member who is unfairly critical or too lax.
- g. Insure that only team members are present when judging discussions are held. All reporting of individual judges must be done as privately as possible.
- h. Initial any changes which have been entered on the form.
- i. Receive and discuss evidence of authenticity with the owner.
- j. Refer evidence in conflict with the judging manual to the Deputy Judging Team for consideration of merit.
- k. Critically evaluate the evidence and render a decision which shall be reflected on the judging sheet.
- l. If the evidence is unsatisfactory, and the owner requests arbitration, the Team Captain shall call upon the Deputy Judging Team to arbitrate the decision.
- m. Enter on the judging form all items of deduction, make notations in the comment column, total each column, enter the Summary column of the form, total the score, determine the placement, in order of descending score, confirm the reasonableness of the placement and sign the judging form under "Team Captain." Double check all entries on the judging form.
- n. Complete each judging form entirely before moving to the next car to be judged. Verify that point deduction is being taken for the correct entry.
- o. If they are to be judged, begin with the Senior, Preservation and Archival Award vehicles in your class.
- p. Continue judging with evaluation of all remaining non-special-class vehicles.
- q. Submit the completed judging forms to the Deputies for their verification, approval and signature before leaving the field. Then the **team** will deliver them to the Judging Administration office.
- r. Collect the individual Category Worksheets, complete the Team Captain Reporting Form and turn them in at the Judging Administration Office at the conclusion of the judging.
- s. Collect the Judge's Participation Cards at the conclusion of judging, while your team is awaiting verification of your results at Administration. Turn them in at the Judging Administration Office. Receive the "Judges

Participation Pins” and distribute them to the team members before releasing your team.

3. Duties and Responsibilities of the Deputy Judge

The Deputy Judge’s function is to assist and supervise the judging teams to which they are assigned on the judging field.

Responsibilities:

- a. The Deputy Judges will ideally work in teams of two. Each pair of the Deputies will be assigned to a class or classes and the teams judging those classes.
- b. Prior to commencement of the judging, the Deputies will check over all of the classes assigned to them and verify all vehicles to be in proper class. Discuss your results with your Team Captains. At that time, make note of special observations for future reference when checking over the judging forms.
- c. During field judging, the Deputies will be available at all times to assist the judging teams. They will provide any needed advice and/or assistance and will assure that judging has been carried out properly. It is the Deputies’ responsibility to provide guidance if any team is being unfairly critical or lax in following judging guidelines.
- d. The Deputies will determine if the Head Judge or Arbitration Team is required to provide assistance, and shall summon that assistance if needed.
- e. Class Deputies will obtain all judging forms after all vehicles in class have been judged. The Deputies will verify the results as shown on the judging forms and check all entries for correctness against the judges work sheets.
- f. **Deputies will carefully check and verify items of mandatory deduction** (circled items) for specified maximum deductions. Deputies should critically evaluate and confirm sheets on all cars qualifying for awards.
- g. Evidence received which differs from standards established in this manual and other BCA official publications and which in the Deputy’s opinion has merit shall be transmitted to the Chief Judge by copy. If a copy is not available, a notation in the appropriate area of the judging form of the nature of the proof provided shall be made, including the document title, page number and the item to be corrected in this manual.
- h. Deputies should sign the judging forms in the proper location and release the team to go together to the Judging Administration Office.
- i. Deputies should complete a team evaluation form for each of the Team Captains supervised and return this form to the Judging Administration Office.

4. Duties and Responsibilities of the Assistant Head Judge

The Assistant Head Judge shall have responsibilities as follows:

- a. Provide details of time and location of the judges breakfast and judging school. The school should be conducted at the meet headquarters location.
- b. Select an adequate location for the judges breakfast as close to the judging field as possible.
- c. Work closely with the Registration Chairperson in verifying all vehicle registrations as to proper vehicle identification.

- d. Organize the judges breakfast with a head table, Deputy table, Arbitration Team table, Administration Team table and individual tables for judging teams. At smaller meets, some of the teams may be combined at one table.
- e. Prepare the Team Captain packets. They will include: Individual Category Work sheets, Team Captain Reminder List, “Judged” stickers, Vehicle Roster, Team Captain Reporting Form and any other necessary information pertaining to that particular Meet. (See Appendix IV).
- f. Co-preside at the judges breakfast.
- g. Be responsible for establishing the Judging Administration Office, including the provision of food and beverages for the Administration Team, which works non-stop from 10:30 a.m. until nearly 5:00 p.m. This facility must be in a location convenient to the judging field and have sufficient area for teams and Team Captains to wait.
- h. Be responsible for the procurement of all administration supplies as listed in Appendix IV and V.
- i. Assist in the presentation of awards at the awards ceremony as may be requested by host chapter.
- j. Provide any needed assistance to all other National Meet Committees connected with the vehicles and judging field, such as Field Marshal and Field Layout, Pre-Qualification Operational Check Committee, Registration Committee, Trophy Committee, Banquet Committee, etc.
- k. Give all unused judging supplies to the Meet Chairman to be returned to National Headquarters, along with all other unused materials.

5. Responsibilities and Duties of the Head Judge

The Head Judge is responsible for all matters pertaining to the judging of vehicles at a BCA National Meet. (Organizational procedures for Head Judges at all BCA National Meets are set forth in detail below.) The name of the Head Judge and assistant at the BCA National Meet should be communicated to the National Chief judge. The Head Judge must be approved by the Chief Judge and BCA Board of Directors. If the Head Judge is not a member of the Host Chapter and is therefore not able to attend the regular committee meetings, an assistant shall be selected from the Host Chapter to represent him at the meetings and to perform tasks that must be done on a local basis.

The Head Judge is responsible for all matters pertaining to the actual judging of vehicles at the National Meet. He shall:

- a. Report regularly and work closely with BCA Chief Judge and Meet Chairman.
- b. Receive all judges registration forms.
- c. Predetermine the number of judges which will be needed.
- d. Work closely with the Registration Chairperson in verifying all vehicle registrations as to proper class.
- e. Review the prepared Vehicle Roster of all vehicles, establish classes and assign each vehicle to a class. Classes should be divided when entrants exceed 19.
- f. Establish the Judging Teams, Deputy Teams, Arbitration Team, Judging Administration Team and National Award Team.

- g. Prepare a Judges Roster according to team assignment and have copies prepared for distribution at the judges breakfast.
- h. Co-preside over the judges breakfast.
- i. Administer the judging of vehicles at the Meet.
- j. Be responsible for the announcement of award winners at the awards ceremony, as may be requested by the host chapter.
- k. Immediately following the Meet, forward a Judges Roster, Judges Participation Cards, Team Captain Reporting Form (with each judge's individual Category Work sheet attached), the Winner Record, and the vehicle roster to the BCA Office.
- l. Following the Meet, collect and transmit all evidence which supports or challenges statements of authenticity made in this manual or any other official BCA support document. All of this material should be forwarded to the BCA Chief Judge. If copies are not available, the name and address of the individual providing the documentation, the title of the publication, page number and nature of the correction should be stated, or it will not be included in any official BCA support document.
- m. The Head Judge should complete a Team Evaluation Form for each of the Deputies supervised and return this form to the Judging Administration Office.

- 3 points per year for Chairman of Pre-Qualification Check
- 2 points per year for Chairman of Judges Records
- 2 points per year of Chairman of Senior & Archival Records

National Meet points are not additive; if you are an Assistant Head Judge, you get 3 points, without 1 additional point as a judge. In other words, at a national Meet you receive credit for the judging activity with the highest point value, plus 1 point for attending the Judges Training School. In addition, points are earned annually for serving in one of the Board-appointed positions listed above.

Judges with 1-9 experience point credits receive the National Judge Award, on blue background with the BCA logo. Judges with 10-24 experience point credits receive the Senior Judge Award on white background. Judges with 25-49 experience point credits receive the Master Judge Award on red background. Judges with 50-99 experience point credits receive the Senior Master Judge Award on green background. Judges with 100 or more experience credit points receive the Grand Master Judge Award on gold background.

J. JUDGES RECORDS

The BCA began to keep records, beginning in 1989, of all those judges who have participated in National Meets. This information is used for assignment of judging responsibilities for future meets. Records are to be maintained by the Chairman of Judges Records with copies to be provided to the Chief Judge, the BCA Office and the Head Judge of the next National Meet.

K. JUDGE'S RECOGNITION AWARD

Your effort and time expended in behalf of the membership is appreciated and acknowledged through the Judge's Recognition Award system. Experience points are earned through participation in BCA judging activities as follows:

- 1 point for attendance at judging school
- 1 point for field judging or judging administration
- 2 points for Captain assignment in field judging
- 2 points for Deputy assignment in field judging
- 2 points per year for membership in a National Judging committee
- 2 points for Arbitration Team assignment at a National Meet
- 2 points for head of Judging Administration (if different from Assistant Head Judge)
- 2 points for Head Judge at a regional meet using the 400 point system
- 3 points for Assistant Head Judge at a National Meet
- 4 points for Head Judge at a National Meet

Additional experience points are earned annually for serving in the following judging-related Board-appointed positions:

- 4 points per year for Chairman, Judges Training
- 4 points per year for National Chief Judge

L. THE JUDGES ROSTER

1. From the information mailed to the Head Judge by each prospective judge, the Head Judge will be responsible for assignments and the preparation of the Judges Roster. The roster is a listing of each judge and the task assigned at that particular meet. It shows every team and every official present at the meet, by assignment.
2. If possible, a judge who pre-registers for the meet should be assigned to the team requested. In some cases, this will not be possible, as more requests for a particular class are received than spots on the team. Second choices are then utilized in most cases with the same exception.
3. A team member shall never judge in a class where he/she or a family member has a vehicle registered or has a prejudicial interest in the vehicle to be judged.
4. Family members should not be placed on the same judging team. This includes spouses or parents and children.
5. There should be at least four judges per team, plus the Team Captain. In the event of small classes, a team may be assigned to judge more than one class. No judging team should have fewer than three members, plus the Team Captain. In some instances, very large classes may be split, with two judging teams being utilized when a class exceeds 20 vehicles.
6. Sufficient copies of the judges roster should be prepared for distribution at the judges breakfast. Additional copies will be required in the Judging Administration Office.
7. The Head Judge should prepare an alphabetical roster of judges **with their team assignments** for use in determining attendance at the breakfast and to assist in proper seating of teams.

M. SPECIAL REQUIREMENTS FOR THE JUDGING OF ENTRIES

1. The judging forms are designed to ensure a uniform system for scoring and judging all eligible BCA member-owned vehicles. They serve as a checklist to prevent duplication of deductions and to insure that the deductions are scored consistently with the standards prescribed by the BCA and its national judging guidelines.
2. Each vehicle should be judged for authenticity, workmanship and condition; however, points should not be deducted for subsequent addition of safety items specifically listed in section T, General Considerations. These items, if present, must be installed with good workmanship and be in good working condition.
3. All vehicles to be judged at National and Regional Meets must be owned by current members of the BCA.
4. All vehicles to be judged must have a UL approved fire extinguisher in an easily accessible place in the vehicle.
5. All vehicles to be judged must have safety glass unless they are unrestored original.
6. **Judges are instructed not to touch vehicles.** The owner, or authorized representative, must be present when the vehicle is being judged. The owner will provide all access to the vehicle as required by the judging team. The Owner/Judge should delegate a representative to perform this function.
7. All open vehicles must be shown with the top up. Side curtains must be available for viewing, but need not be installed. The same applies to the dust cover or boot.
8. The owner is responsible for demonstrating that the features of the vehicle being judged are authentic. In the event of uncertainties, the Head Judge of the meet will make the final determination of any point deductions.
9. Literature should be used for documentation purposes only. Literature is defined as factory or dealer material. Magazine ads, articles, etc., while interesting, do not constitute acceptable documentation.
10. No points should be deducted for damage that occurred enroute to the meet.
11. Accessories authenticity shall be defined as follows: Pre 1943 accessories may be of after market type, only if no competing Buick product was offered. They, or Buick options and accessories are acceptable as long as they are authentic to that year or era. 1946 or later vehicle accessories must be factory authorized Buick options only. Accessories should not add to point scores. Accessories should be judged for condition and whether they appear to be in good working order.
12. All vehicles that have been trailered to the meet must be unloaded off the show field proper and must be driven under their own power onto the show field. Vehicle trailers are not allowed on the show field.
13. The Assistant Head Judge coordinates scheduling and staffing of other participant events, such as Pre-Judging Qualification Checks, as he determines necessary. These

must not interfere with the judging program contained in this manual.

It is requested that the host chapter for local or regional meets make available copies of the judging form if requested by an owner for his individual vehicle. The judging forms from a National Meet are to be sent to the National Office after the meet. An individual owner can get a copy of his or her judging form upon written request, by including a self-addressed stamped envelope, to the BCA National Office. This practice will allow an owner to improve his or her vehicle and support the BCA's basic premise of preserving or restoring vehicles to original factory condition.

N. THE BCA FORMAL JUDGING FORM

All vehicles are to be judged using one of BCA's two Formal Judging Forms. Classes A thru P are judged using the "traditional" Formal Judging Form while Classes Q and R are to be judged using the Modern Era Formal Judging Form. The judging form acts as a complete check list. Each team can judge uniformly from car to car, therefore the judging data can be more fairly compared from class to class and from year to year.

O. BASIC GUIDELINES FOR THE USE OF THE BCA FORMAL JUDGING FORM AND AWARD OF TROPHIES

A system of using a *Minimum Number of Points* for Gold, Silver and Bronze is necessary for fairness between cars, classes and meets. These minimums are: Gold 385, Silver 370, Bronze 355. The minimum point system assures the same high quality of Buick cars in all classes and at all meets from year to year.

The deduction method is used for the scoring system. It has the advantage of simplicity in that it is easier to count defects, tally them and subtract from the assigned perfect value than to count and add all the good points of a particular vehicle. 400 is the basis for the final (perfect) score.

P. AWARDS CLASS JUDGING

Awards in class judging for all meets, be they Regional or National, utilizing the 400 point system, must be limited to three placings; Gold, Silver and Bronze in each class. Duplicate awards are required in the event of ties. Conversely, awards need not be made in all placings if not warranted by the scoring and award rules. A vehicle that is judged in class for a Gold, Silver or Bronze award is ineligible to receive an Archival Award or a Drivers Award **at the same Meet**. Other awards may be given at the discretion of the host chapter, such as Long Distance, Hard Luck, Best of Show, etc. At National Meets utilizing the 400 point judging form, minimum point scores are required to qualify for awards of each placing status. The point score ranges for each category are:

Gold	385-400 Points
Silver	370-384 Points
Bronze	355-369 Points

A winner scoring 390 or above in class judging, **with no mandatory authenticity deductions**, shall be designated by the BCA as a **Senior** car and shall be judged as a Senior car at future meets, where it may qualify to receive the BCA Senior Preservation Award.

JUDGING SENIOR VEHICLES

The Senior Award presented by the BCA is designated to honor those vehicles which have proven themselves to be the finest Buicks in their class. In order to qualify for the Senior Award, a vehicle must be judged at a BCA National Meet at which the 400 point judging form is utilized. The vehicle must attain a minimum of 390 points with no mandatory deductions. (ref. BCA Judging Form). Once a vehicle has been designated a Senior, it is ineligible to be judged in class for Senior or placement awards at subsequent National meets. However, upon conforming to the following guidelines a Senior vehicle may be judged and qualify for a BCA Preservation Award. Senior cars are to be judged by their class team under the 400 point judging system (using gold color judging forms). A vehicle must attain at least 370 points and have no mandatory deductions to receive the BCA Senior Preservation Award. If any Senior vehicle being judged at a National Meet does not achieve a score of 370 points or receives a mandatory deduction, it may be judged for a BCA Senior Preservation Award at future National meets. A Senior vehicle being judged for a Senior Preservation Award is ineligible to receive an Archival Award or Drivers Award at the same Meet.

Host chapters may use their own discretion to determine if BCA Senior cars may be judged for placement awards at regional and local meets.

UNRESTORED VEHICLE CLASS

The BCA recognizes and encourages the preservation of fine examples of unrestored Buicks. Once restored or replaced, the archival value of original features and materials is forever lost. Unrestored cars therefore provide an invaluable treasure and actual examples of Buick production. The BCA also encourages the display of these original vehicles as an accessible resource for restorers. To that end, the BCA has established a certification, and award program for Archival vehicles more than 25 model years old entered in National Meets.

Vehicles entered in the Unrestored Class shall be declared at the time of registration and shall be judged solely on originality, and not on workmanship or condition. All Unrestored and Archival vehicles are to be parked in a separate class (Class U) and judged by a special team of experienced judges jointly selected by the Chief Judge and Head Judge. A car registered in the Unrestored Class is ineligible to receive a Class Award (Gold, Silver or Bronze), a Senior Preservation Award or a Drivers Award. Records shall be kept of all such vehicles, as they are for Senior Buicks, so that the archival information may be retrieved.

Scoring

Archival vehicles will be judged in class by the regularly assigned class judging team for the class appropriate to the vehicle, and shall include the class' Deputy and Team Captain who shall assist the team judges in verifying originality of all components. Disputes shall be handled in the normal manner through the Arbitration Team. All other rules for owner contact and class judging shall apply to the judging of Archival vehicles. Archival entrants may be located on the show field with restored cars or in a separate area, at the discretion of the host chapter.

Unrestored cars are to be judged using the 400 point judging form (tan colored) to record scoring evaluation of each vehicle, and this form shall be retained by the BCA. All original (as delivered from the factory) components, including finish, shall receive no deduction, regardless of condition, so long as the original can be observed. Original components which have received spot repair, but with original areas visible, will be considered as original.

All authentic replacements which are not original shall receive a deduction of 50% of the points assigned to that category. This deduction would also apply to surfaces or components which are obscured by rust, dirt, grease, new paint, or undercoating, to the extent that the original features are not visible. All ? point scores resulting from this deduction shall be rounded up to the next whole-point score. Otherwise, all non-original replacements receive the maximum deduction.

Awards

All unrestored vehicles scoring 350 or more points shall receive the Archival Award. An owner displaying a winning vehicle for the first time shall receive the Archival Award plaque, together with the Tri-shield tile inscribed with the year of the award. Subsequent awards for the same vehicle will be of the Tri-shield tile. The Archival Award badge, which is to be affixed to and remain with the vehicle, shall be provided only with the initial Archival Award to each vehicle upon completion of the Archival Award Registration Form.

An Archival Award vehicle must be declared as such when re-entering judging at subsequent National Meets, providing the year of the initial award and any other identifying information that may be required by the Head Judge, but as a minimum the year, model, and vehicle identification number (VIN). Archival Award cars are to be judged in the same manner as Unrestored cars, except using a green colored 400-point judging form to record the results so as to distinguish them as previous award winners. If the entrant is a new owner, it should be indicated on the application to enable your receipt of your Archival Award Plaque, which is awarded once for each vehicle to each owner.

BUICK NATIONAL DRIVEN AWARD

Purpose: The Buick National Driven Award exists to encourage the driving of Buick automobiles to the Buick National and give recognition to those cars doing so when they satisfy the requirements set out below:

Age Qualification:

Each Buick must be 25 years or older.

Driven to National:

Any Buick registered for this award must be driven to the National from the county of BCA member residence, as established by the address provided the BCA by the member, and driven by the BCA member, a family member, or a designated driver. If the BCA owner is disabled (s)he may have the assistance of others as well. The Buick must be driven the entire distance to the National (and driven onto the judging field) without having been conveyed by plane, trailer, truck or boat any distance, or towed, pushed, hauled or

in any other way transported or conveyed other than by the vehicle's own power. Buicks located outside the continental United States may be shipped to a point/port of entry and then driven to the National.

Registration:

Each BCA member desiring to compete for the Buick National Driven Award must register and pay any required fee. Once registered there are no refunds. Preregistration before a published deadline may be required.

Vehicle Originality & Repair:

Each Buick must be equipped with the following original or period items: Engine, clutch, transmission, rear end (differential), brakes, steering and lights. No vehicle shall be disqualified based upon the use of radial tires, sealed beam/halogen headlights or the presence of a non-factory overdrive system. Body and trim must be of components original and appropriate for the year and model involved. The interior must be structurally unaltered and structurally complete. The vehicle must be in reasonably clean condition.

Cosmetics:

The vehicle shall not be judged based upon cosmetics. The vehicle need not be painted an original color or have original upholstery and carpet. The body shell (components) need not be cosmetically repaired and no car shall be disqualified because of rust, deterioration or damage.

Safety Items:

Each car may have non-original items installed for safety purposes, such as, seat belts, turn signals, and stop lights. Each car is required to have a U/L approved fire extinguisher and safety glass, unless the car is an unrestored original, per BCA rules.

Certification:

Each BCA member competing for the Buick National Driven Award must sign a certification that the foregoing rules have been satisfied. Any false certification will require a forfeiture and return of the Buick National Driven Award and disqualify the BCA member involved, and any Buick titled in such members name, from consideration for any such award in the future.

Judging Procedure:

The judging related to the National Driven Award shall be administered by the Driven Class Judge. There shall be no judging form used, completed or preserved except where an entrant is found not to qualify for a Buick National Driven Award. The BCA owner not receiving an award shall receive in writing a statement of explanation. No specific written form is required. An orange colored windshield card and worksheet will be in the registration packet. The windshield card must be displayed on the windshield or dash and the completed worksheet left on the front seat. The owner shall complete the worksheet. There shall be no separate classes and all qualifying vehicles shall receive identical Awards. A master list of entered vehicles and BCA owners shall be kept which shall indicate Awards received or not received.

Award Display:

Each Buick awarded a Buick National Driven Award may display the award on or in the vehicle as desired. The Buick National Driven Award shall not be displayed on another vehicle but only on the vehicle receiving the Award.

Competition Class:

A vehicle entered in the competition for the Buick National Driven Award may not be entered in any other award competition class at the National meet.

Appeals:

The decision of the judges will be final and there shall be no appeal.

MODIFIED VEHICLE DIVISION AWARDS

The judging of Modified Buicks shall be at the discretion of the Host Chapter until such time as a Modified Division is formed and such division assumes responsibility for the judging of modified vehicles. Until such time, the Host Chapter shall determine the number of awards available to Modified Buicks, the number of Modified classes and how the Modified Buicks will be judged. However, Modified Buicks shall not eligible to receive BCA National Awards (Gold, Silver, Bronze or Senior).

Q. REGISTRATION

1. All vehicles entering a BCA National Meet must register on the official National Meet Registration Form published in the **Buick Bugle**.
2. No changes in the registration form will be accepted after the deadline has passed. All vehicles will be listed in the official meet roster in order to be accepted for judging. The Head Judge will have final authority in this matter.
3. Any change made in the windshield identification card must be approved by the Head Judge. Any unauthorized changes shall be considered as grounds for disqualification from class judging competition.
4. The registration Chairperson will deliver all registration materials to the Judging Administration Office no later than 11:30 a.m. including the "no-show" packets.
5. The registration form for all point judged vehicles will be verified for current membership of the owner and consistency of the registered car with the car on field.
6. No vehicle to be judged will be allowed on the judging field without being pre-registered.
7. All entrants arriving after the designated deadline without just cause will not be allowed on the judging field and accepted for judging except at the discretion of the Meet Judge, Team Captain and Registration Chairperson. In the event that a late arrival is approved, the Meet Judge shall inform the Deputy Head Judge and Judging Administration respectively.
8. If a vehicle is disqualified, the Team Captain will mark the windshield card as such and note the reason on the back of the card and the judging sheet.

R. FIELD JUDGING PROCEDURES

1. Judging School

A judging school shall be held at a time and place arranged by the Assistant Head Judge on the day prior to the National Meet. The program and presentation shall be arranged by the BCA Chair of Judges Training. See Appendix VI. All registered judges shall be notified of the time and place of the judging school.

2. Judges Breakfast

- a. A Judges (sit-down) Breakfast shall be scheduled for the morning of the meet. The purpose of the Judges Breakfast is the assignment of judging responsibilities for the meet. *All judges must attend the Judges Breakfast to receive their assignments.* Assigned judges who fail to attend the Judges Breakfast and complete their judging assignments without prior notification to the Head Judge shall suffer the loss of one judging credit.
- b. The Judges Breakfast should be located as near as is practical to the judging field, as judges will have to walk from the breakfast to the field to begin team judging immediately following the breakfast.
- c. The location and menu is to be selected by the Assistant Head Judge, as representative of the host chapter. The cost is to be approved and borne by the sponsoring host chapter.
- d. The breakfast tables will be identified with signs which will be used by Team Judges, Deputies and Judging Administration to locate their teams. Judges are to locate their proper team from the roster and seat themselves with their team.
- e. The Head Judge will preside over the Judges Breakfast, introduce national officers in attendance, make announcements of additions and corrections to the Judges Roster and place unassigned judges in available openings in judging teams. The Assistant Head Judge shall introduce local chapter officials, direct judges as to the location of the judging field and Judging Administration Offices and assist the Head Judge in answering questions which arise from the floor.

Pre-Qualification Operational Check

All cars judged under the 400-point system (Classes A thru R) must complete the Pre-Qualification Operational Check prior to field judging. A current State inspection certification does **not** exempt a vehicle from this Pre-Qualification Check, which is an integral part of the judging process. Vehicles registered in the Unrestored, Drivers, and Modified Classes are **not** subject to the Pre-Qualification Operational Check.

The check team should verify that the upper left front portion of the judging form has been completed. Gas lamps are **not** included in the operational check. Owners may elect to have their cars re-checked in the event of a failure. The vehicle may leave the check area for repairs and return for re-checking after the failure has been corrected.

Deductions, if any, should be recorded in the upper right front portion of the judging form. The checker should enter his/her initials on the line provided.

The check team should collect the judging form after the check has been completed. All collected judging forms should be given to Assistant Head Judge for later distribution to the field judging teams.

3. Field Judging

- a. Registration will check off each vehicle as it enters the field against the official roster and give each owner a packet of registration materials which includes the judging form, class assignment and window card. Registration will move the registration card from the "pre-registered" file to the "attending" file, by class.
- b. The owner shall immediately remove the window card from the packet and affix it to the windshield (passenger side) so that it is visible to the parking staff who will direct it to the proper class location on the judging field.
- c. At the start of judging, registration will transfer the files of "attending" and "no-show" vehicles to Judging Administration.
- d. The owner of each vehicle will complete the upper left front portion of the judging form, mount the window card to the windshield and proceed through the Pre-Qualification Check process, receiving a validation endorsement.
- e. The Team Captain, prior to the designated time, should check the complete class, check vehicles present against his pre-registration list, check the cars for correctness of class assignment and make team assignments to judge each of the four categories. He/she should report any missing vehicles to the assigned Deputy.
- f. When judging a car, the Team Captain shall obtain from the owner the completed judging form, check the correctness, completeness and legibility of the information provided and make additions and corrections as required. He/she should record the entry number and owner on lower right rear of the judging form in the area provided, and confirm the Pre-Qualification Check endorsement.
- g. In the interim the team shall begin their evaluation and observation of the vehicles. **This phase should take no longer than 5 - 10 minutes per vehicle.** A longer time will result in an over-critical evaluation or killing the car. The Team Captain is responsible to see that judging is performed expeditiously and fairly.
- h. Data to be completed on the judging form by the Team Captain:
 - i. Verify that the point deduction reported by the judge is for the car on the judging form being marked.
 - ii. Each of the four columns on the judging form must show all of the point deductions for each incorrect item. Authenticity, Workmanship, Condition notations and comments should be written when required or appropriate.
 - iii. Circled items shown in each column are mandatory deductions and the full amount shown within the circle must be taken as the deduction.
 - iv. Each of the four columns must be totaled and double checked. The entries in the four columns must be totaled and double checked.

- v. The point totals from each of the four columns and the Pre-Qualification Check must be totaled and subtracted from 400, giving a final score for that vehicle. The final score is entered in the box in the lower left corner of the back of the form. *This function is performed prior to moving on to the next vehicle.*
 - vi. After the judging form has been completed, a “judged” label is affixed **to the window card only.**
 - vii. Senior Preservation and Archival vehicles are judged first. The forms for class judged cars should be arranged with the highest point vehicle on top, down to the lowest point vehicle. The correct placement of winners can then be determined using the point scoring system described in Section P. Review in your mind the fairness of the selections.
 - viii. Double check all entries on the judging form as it is the official record for that vehicle and also the basis for determining winners of National Awards.
 - ix. Any mathematical errors should be corrected and initialed in ink by the Team Captain and Deputy Judge.
 - i. When the judging is completed, the Deputy Team is summoned.
 - j. The Deputies and Team Captain each check the point addition totals for correctness, double check any mandatory deductions, and check for fairness in judging. When satisfied that all information is correct and complete, endorse the judging form.
 - k. The team proceeds together with completed and signed judging forms to Judging Administration.
 - l. The Team Captain collects the completed judge’s participation cards from all team members, completes the Team Captain’s evaluation form and delivers them, together with the completed judging forms to Judging Administration.
 - m. Judging Administration receives the completed forms and while the Team Captain is present, checks all forms for completeness, mandatory deductions, fire extinguisher and safety glass notations, totals and signatures.
 - n. Judging Administration checks the forms for completeness and signatures, gives the Team Captain the judge’s participation awards for the team and discharges the judging team if all is in order.
 - o. A file will be created which includes the Team Captain’s report form and the individual team judges’ work sheets for each category. To this file will be added the Deputies’ evaluations of the Team Captains and the Head judge’s evaluation of the Deputies.
 - p. The point totals and vehicle score on each vehicle will be verified.
 - q. The vehicle registration card information will be checked against the vehicle judging form. Discrepancies in essential information may result in disqualification.
 - r. Awards will be assigned on the basis of point score for all qualifying vehicles in the class.
 - s. Winners and non-winners will be placed in order by point score and filed by class.
 - t. A typed list of awards (without individual scores) is made for each class. One original and two copies are made of this list, one list for use of the Head Judge at the awards ceremony, one for the host chapter and one for the BCA. The Head Judge is responsible for the custody and confidentiality of the winners until announced.
 - u. The typed list is checked against the judging sheet file by the Head Judge and Assistant Head Judge for completeness and correctness. If complete and correct they shall each sign the typed list.
- S. SPECIAL INSTRUCTIONS AND NOTES:**
1. The registration cards should be filed by class and alphabetically within class.
 2. All vehicles entered in a National Meet will be required to remain on the judging field until 3:00 p.m. or until the judging team has completed its work, whichever is **later**. Vehicles leaving prior to 3:00 p.m., without permission of the Head Judge, will be disqualified.
 3. Judging Administration Office supplies are to be provided by the Host Chapter, also lunch and refreshments for the Judging Administration Team. (See list of supplies and instructions in Appendix V)
 4. Judging will begin promptly at the designated and published time. All judges and Deputies will have reported to their teams by that time.
 5. **All teams will act in concert. Teams shall complete the judging and judging form of each car before moving to the next.** The Team Captains shall briefly examine all aspects of each vehicle while his or her team is at work in order to instruct and to check each team member’s evaluation.
 6. **Team members should not touch the vehicle.** Hoods and doors are to be opened for examination by the owner or his/her designated representative. Observation of the interior is to be performed outside the vehicle.
 7. Smoking, eating or drinking are prohibited while judging a vehicle.
 8. The “judged” stickers are to be placed on the windshield card and never on the glass or paint of the vehicle.
 9. To present the proper impression, judges should be businesslike, efficient and knowledgeable. Conversations with the owners should be conducted **only by the Team Captain.**
 10. All vehicles must be driven onto the field under their own power, but are not run during judging. Other components may be checked for operation during Pre-Judging Qualification Checks, but not on the judging field.
 11. Comments and discussions should not be overheard by those not on the judging team.

T. GUIDELINES FOR JUDGES:

HOW TO JUDGE A VEHICLE

All BCA members should be familiar with the BCA Judging Handbook and judging forms to better understand and prepare for judged competition. Reference to this material during the restoration process can provide guidance as well. All judges should review this material frequently. A judge who waits until the morning of a show to review the judging guidelines does a disservice to fellow club members.

A judge must, above all else, strive to be fair and unbiased. A judge is representative of the BCA and is viewed and trusted by those judged to be a knowledgeable expert who will judge vehicles impartially, carefully and with consideration. Judges are expected to recognize that **all cars are to be compared to factory original and to be consistent in deductions for all cars in class.** *Each category should be judged against factory original condition during the judging process. Points are to be deducted proportionately to the degree of the defect when the judged area is less than factory original condition.* Judges should also adhere to the following: When a mandatory deduction is found by the judging team, the Team Captain shall notify the owner so that he can agree that the mandatory deduction is appropriate or that he has documentation to show that the item in question is in fact correct.

FIRE EXTINGUISHER

The car should not be judged if an operational UL approved fire extinguisher is not displayed.

SAFETY GLASS

A restored car can not be judged if it does not have safety glass in the windshield.

GENERAL CONSIDERATIONS

1. Each vehicle should be judged for authenticity, workmanship, and condition; however, points should not be deducted for subsequent addition of safety items specifically listed below in this Judging Handbook. These items, if present, must be installed with good workmanship, and be in good working condition.
2. Nonauthentic safety items are acceptable if unobtrusive, and installed with good workmanship. Such item could include:
 - a. Turn signals
 - b. Outside rear view mirrors
 - c. Seat belts
 - d. Battery shut off switches
 - e. Auxiliary assist devices for handicapped drivers.
 - f. Wheel weights, if unpainted and applied in a neat and proper fashion.
 - g. Fire safety apparatus, including the mandatory extinguisher.
3. The owner, or authorized representative, must be present when the vehicle is being judged. The owner will provide all access to the vehicle as required by the judging team.
4. All vehicles to be judged must have safety glass at least in the windshield unless they are unrestored original.

5. All open vehicles must be shown with the top up. Side curtains must be available for viewing, but need not be installed. The same applies to the dust cover or boot.
6. The owner is responsible for demonstrating that the features of the vehicle being judged are authentic. In the event of uncertainties, the Head Judge will make the final determination of any point deductions.
7. Literature should be used for documentation purposes only. Literature is defined as factory or dealer material. Magazine ads, articles, etc., while interesting, do not constitute acceptable documentation.
8. No points should be deducted for damage that occurred enroute to the meet.
9. Authenticity of accessories shall be defined as follows: Pre 1943 accessories may be of after market type only if no competing Buick product was offered. They, or Buick options and accessories are acceptable as long as they are authentic to that year or model. 1946 or later vehicle accessories must be factory authorized Buick options only. Accessories do not add to point scores. Each accessory should be judged for condition, authenticity and workmanship. Any point deductions warranted should be taken under the Accessories category.
- 10 All vehicles that have been trailered to the meet must be unloaded off the show field proper, and must be driven under their own power onto the show field. Vehicle trailers are not allowed on the show field.

JUDGES COMMENTS

This area of the form is intended to permit judges to note items and reasons for significant deductions in order to support the premise that judging is a learning experience. It is neither intended, desired or required that commentary be placed on each or every line to support point deductions. On minor deductions, judges must note whether points were deducted for authenticity (a), workmanship (w), or condition (c) by placing the appropriate letter in the A W C column.

JUDGING THE CHASSIS

The judge should not crawl under the car when judging the chassis. Inspection of the undercarriage may be accomplished by kneeling at front, rear, and at strategic points along the sides of the car to perform the necessary observations. Flashlights and other aids are not to be used in the BCA judging process.

a. Bumpers / Guards

Check the condition of chrome, authenticity, finish and trim. Bumpers should show painted accents where required. No points should be deducted for year and model factory authorized bumperettes.
1928: First use of chrome plating.

b. Suspension / Steering

Check for correctness of steering gear, style of grease fittings or oil cups installed, excessive amount of lube and cleanliness. Springs and shocks must be authentic and no helper springs may be installed or removed. No points are to be deducted for original

factory authorized towing package if available in year of manufacture. Check for proper grease fittings throughout; 1920: First use of Alemite pin-type, bayonet-lock grease fittings. 1923: First use of zerk push-type grease fittings. Late 1933: First use of ball-end grease fittings. 1946: First use of bolts with strength marks on head. Earlier years could have letters or numbers on head.

c. Transmission / Driveline

Check for excess oil and grease, leaks and finish of driveline parts. Check grease fittings for proper type and excess lube.

d. NonAuthentic Transmission / Driveline (Mandatory deduction)

Nonauthentic transmission / overdrive is a mandatory 4 point deduction.

e. Frame

Check for nonauthentic modifications, condition and correct paint color. Although not encouraged, no points will be deducted for appropriate type undercoating applied to frame, floorpans and sheet metal in a workmanlike fashion on cars of the era. Check for poor workmanship hidden by undercoating.

f. Fuel Tank

Correct size, style, appearance of finish, placement and absence of severe dents.

g. Brakes / Cables / Lines

Correct style brakes, drums, power booster and/or cables/rods. No points should be deducted for stainless steel brake lines. Check for proper routing. 1924: First front (4-wheel) brakes. 1936: First hydraulic brakes.

h. Exhaust System

Check for correct size, style of muffler, resonators, exhaust pipes, manifolds, heat risers, catalytic converters, and headers. No points are to be deducted for surface rust and modern high temperature coatings which protect the system. Points should be deducted for condition, nonauthentic cutouts and end tips.

i. Tires - Type

Check tires for correct type (radial/ bias-ply). Radial tires were first offered as an option in 1967 on all models. One point is deducted for each tire which was not a factory authorized option for model and year.

j. Tires - Size

Check tires for correct size and whitewall width for year and model. A non-authentic type tire must also receive a deduction for non-authentic tire size. If neither the standard nor alternate tire size is currently being reproduced, the next closest tire size up or down may be substituted without a deduction. A non-authentic tire size includes an obviously incorrect (more than 1/2-inch variation from factory) whitewall width. One point is deducted for each non-authentically sized tire.

k. Tires - Condition

Check tire tread pattern; tires should match in pairs. Spare tire need not match any pair of tires on car,

but if two spares are carried, they must match. 1 or 2 points should be deducted for excessive wear, dirt, or damage. Non-authentic tires (type or size) are not judged for condition.

l. Tire Carrier and Cover

Check for correct hardware, covers and accessories for trunk, sidemount or rear spare tires.

m. Tire Valves / Stems / Caps / Covers

Check for correct type for year of manufacture; valves, caps and stem covers (early years). Points should be deducted for painted stems and weights. Hubcaps and wheelcovers must match and be correct for year and model.

1932: First rubber valve stems.

1951: First plastic valve caps.

n. NonAuthentic Wheels (Mandatory deduction)

Check for correct wheels and / or rims for year and model. On newer cars sport wheels may be on car, but spare may be original steel rim. Incorrect wheels result in a mandatory 10 point deduction.

o. Wheels / Trim

Check condition of wheels. Points should be deducted for cracks in wood wheels, pits in metal, particularly on snap rings and steel spokes, for excessive paint chips and spalls around the rims. Beauty rings, pin striping, etc. should be correct for year and model.

JUDGING THE ENGINE

Have the owner open the hood for you. Inspect all components for cleanliness and finish. Look for gasoline stains, deteriorated finish, excess oil, grime, extra holes, water leaks, and condition of belts. Maximum point deductions should be made only when a component is missing or non-authentic.

a. Block / Head / Crank Case

Check for correct block, heads and oil pans, and/or dust shields for model and year, and for condition, cleanliness, and overall appearance.

b. Manifolds

Check that manifolds are correct for model and year and for condition, cleanliness, and overall appearance. No point deduction should be made for heat discolored manifolds. Exhaust systems were not originally painted. Surface rust or painted finish will not receive a point deduction, however, deteriorated or pitted systems did not come that way from the factory. Stainless exhaust systems should be considered as overrestoration, and should receive no deduction if having the appearance of the original and if in good condition.

c. NonAuthentic Engine (Mandatory deduction)

A full 10 point deduction will be made if engine is nonauthentic for year and model.

d. NonAuthentic Color (Mandatory deduction)

Ref: Appendix X

A full 5 point deduction will be made if color is nonauthentic for year and model. No point deductions should be made for variation in shade of color, for prewar cars with black engine color (factory replacement color) or for engines made the

- year of a color change if the color used was on the previous or following year's model.
- e. **Tags and Decals**
Check that tags and decals are present, legible, properly mounted and correct for year, model and/or accessories.
- f. **Starter and/or Hand Crank**
Check that starter is correct for year and model. Point deductions should be made for starters installed on early cars that were not originally so equipped. Hand crank must be visible or a point deduction should be made. No points should be deducted for a leather crank holder.
1914: First Delco self starter.
- g. **Generator/Voltage Regulator/Distributor/Magneto**
Points should be deducted for improper size, style and color for model and year and for generators installed on cars that were not originally so equipped. First Delcotron alternators used in May, 1962 on models with air conditioning only.
- h. **Wiring/Cables/Coils/Spark Plugs**
Points should be deducted for incorrect wiring size, type, loom material, connectors, coverings and clips. Also for incorrect coil, battery connectors, and spark plugs. 1956: First year for cadmium plated spark plugs.
- i. **Battery/Hold Down**
Check for correct size, style and "Look" for year and model. A one point deduction should be made for incorrect battery manufacturer. Batteries for older models may be of modern manufacture. Batteries in all models after 1924 are of DELCO manufacture. Batteries supplied at the factory were of the liquid fill type. Optional maintenance free D89 batteries were available in 1973. Freedom II batteries were first used in 1977.
- j. **Fuel Pumps/Lines and Vacuum Tank**
Points should be deducted for leaks, condition and authenticity. Point deductions should be made for electric fuel pump installation if found. The appearance of fuel system should be correct and operational.
- k. **Carburetor**
Check for correct size and type for model and year. On modern cars, deduction for incorrect aspiration/induction equipment should be made here.
- l. **Water Pump**
Check that the water pump is visually as installed by manufacturer.
- m. **Hoses**
Points will be deducted for condition and also for flex hoses if not original factory installed type.
- n. **Hose Clamps**
Up to a maximum of 5 points should be deducted for nonauthentic style clamps. No points will be deducted for authentic style stainless clamps or non-Buick script clamps if correct type for model and year. 1921: First use of lock-roll hose clamps. 1946: First use of tower-type hose clamps on radiator and water pump hoses only.
1949: First use of tower-type hose clamps on heater hoses.
1955: First use of worm type clamp.
- o. **Belts and Fans**
Check for original equipment for model and year. Point deductions should be made for missing clutch fan assembly if original factory item.
- p. **Radiator Core**
Up to a maximum of 3 points should be deducted for nonauthentic fin pattern. Point deduction should also be made for condition and workmanship.
- q. **Radiator Cap**
No points will be deducted unless cap is rusted, missing or wrong type. Early cars with a radiator ornament receive no point deduction here.
- r. **Firewall**
Check for original color. Points should be deducted for extra holes, brackets and accessories unless they were a prewar dealer option or postwar factory option for year of manufacture.
- s. **Hood Insulation (as original)**
Points will be deducted for condition and authenticity of insulation on cars requiring hood insulation. A maximum deduction could be made for missing insulation if required for year and model.
- t. **Splash Pans and / or Belly Pans**
Check that all pans are installed and have correct finish as factory original. Point deductions should be made for excessive road dirt and / or rust.
- u. **Ducts and Tubing**
Check for correct size, style, color and placement.
- v. **Oil Filter and Air Cleaner**
Check that they are visually correct for model and year of manufacture. Points should be deducted for incorrect brand or decals.
- w. **Air Conditioning System/Power Accessories /Heater/Wiper/Washer Equipment/Horn**
On postwar cars points should be deducted for non-factory or dealer authorized options. When Buick offered an option, prior to 1943, we should only accept the Buick option. If there was not a Buick option, then no points will be deducted for dealer installed options if correct for model and year.
1952: First use of power steering on Roadmaster and Super only.
1953: First use of hydraulic power brakes.
1953: First factory air conditioning, models 52, 56R, 72, 76R.

JUDGING THE INTERIOR

When judging the interior, the owner is to provide access, however the judge does not enter the vehicle, touch anything, and must refrain from smoking or eating or drinking while judging.

a. Headliner (Closed Cars only)

Points should be deducted for incorrect color of upholstery and/or material and style for model and year. Also for fit, wrinkles, condition of welting and lace, and hiding of installation nails in older cars.

- b. Rear Window Shelf/Well**
Up to 3 points should be deducted for worn, damaged or incorrect rear window shelf for closed cars and for worn, damaged or wrong material used in the rear window well in open cars. A maximum of 3 points will be deducted for missing rear window shelf or rear window well if required for year and model.
- c. Door Panels / Side Panels & Seat Cushions / Rests**
Points should be deducted for incorrect material, fit, pleating, welting, shaping, trim, piping, and condition. Check door and side panels for correct fit, stitching or heatsealing designs, pockets, trim pieces, and kick panels.
- d. NonAuthentic Upholstery Fabric (Mandatory deduction)**
A mandatory 5 point deduction will be made if upholstery material and pattern do not appear as original. Special ordered materials will be treated as authentic only if the specific vehicle being judged was ordered from the factory with this material and the owner can provide documentation proving his/her car was special-ordered in this manner. Use of seat covers must be documented as a factory accessory, and is not a substitute for faulty upholstery. If factory authentication of seat covers is not provided, vehicles shall be judged with the seat covers removed. 1949: First availability of nylon as an interior fabric. 1953: First use of vinyl interior materials.
- e. NonAuthentic Upholstery Color (Mandatory deduction)**
A mandatory 5 point deduction will be made if upholstery color is not correct for exterior paint color or year and model of car. Special ordered colors will be treated as authentic only if the specific vehicle being judged was ordered from the factory with this color and the owner can provide documentation proving his/her car was special-ordered in this manner.
- f. Upholstery Fit / Application / Condition**
Check for look (pleats or mode of application), fit, condition or quality of workmanship.
- g. Carpets / Mats / Sill Plates**
Points will be deducted for condition, finish and authenticity of sill plates and carpet style, binding, fit, and fasteners. No points should be deducted in prewar cars for correct style front carpet that replaces a rubber mat if available as a factory authorized option. 1949: first use of loop pile carpet in Estate Wagon.
- h. Window Frames (Interior)**
Points will be deducted for incorrect finish of garnish mouldings, fit and condition of rubber and/or welting. 1935: First use of phillips (cross-head) screws.
- i. Steering Wheel**
Points should be deducted for cracks, color and condition. A maximum point deduction will be made for wrong or nonfactory covered steering wheel.
- j. Pedals / Levers / Handles / Knobs**
Points should be deducted for bad plating or finish, incorrect type, color or finish for year and model. Also points should be deducted for incorrect or worn rubber, vinyl, or leather covers for gear shift or brake, clutch, and gas pedals.
- k. Dashboard and / or Console**
Points will be deducted for incorrect fit, finish, color, and accessories. Also for exposed or incorrect wiring and poor workmanship.
- l. Instruments**
Points should be deducted for any non-factory installed instruments, missing gauges and fogged, scratched or cracked lenses.
- m. Inside Mirrors / Glass**
Points will be deducted for condition and incorrect type, finish, and / or style.
- n. Trunk Interior / Jack / Tools**
Check trunk lining and mat for correct material and pattern. Points should be deducted for incorrect or missing floor mats, paint, tool covers, holders and incorrect installation of hardware for tools and jacks. Also for weatherstripping condition and/or leaks.
- o. Accessories**
No points will be deducted for mounting a fire extinguisher if done in a workmanlike manner. (Also see exterior accessories.)
- TOP, SOFT**
No points should be deducted unless car being judged is a convertible. Check that top is correct for model and year. No points should be deducted on prewar cars for tops as manufactured by factory authorized suppliers.
- p. Down or Missing (Mandatory deduction)**
Owner must have top up or the mandatory 15 point deduction will be taken.
- q. Condition**
Points will be deducted for wear, wrinkles and sags in the top. Remember that original factory tops had "some" wrinkles and sags.
- r. NonAuthentic Material (Mandatory deduction)**
The mandatory 10 point deduction should be taken for all cars that have the wrong material OR wrong top color for the model, body color or year. (See Appendix XI.) 1953-54 Skylark models used a special Orlon top material that is not available to restorers. Therefore, no points shall be deducted on 1953-54 Skylarks for the use of a cloth or fine-point vinyl material if black or white in color. Haartz cloth is also no longer available to restorers. Stayfast may be used in lieu of Haartz cloth with no point deduction for authenticity.
- s. Trim / Bindings / Fasteners**
Check for correct type, finish, quantity and correct placement.
- t. Top Irons**
Points should be deducted for incorrect or bad plating and/or paint and for wear, tears or gaps in bow coverings and listing strips.

u. Top Boot / Side Curtains

Check condition, fastener type and authenticity.

v. NonAuthentic Boots/Curtains or Missing (Mandatory deduction)

If the car being judged was originally equipped with these items they must be available for inspection if not installed or a full mandatory 5 point deduction will be made. Also this deduction will be made if the items are not correct for year and model, if they do not match the top material or are not correct for exterior color of car. No points will be deducted for plastic windows in side curtains until an isinglass substitute is available.

w. NonAuthentic Back Window (Mandatory deduction)

A mandatory 4 point deduction will be made for incorrect size, placement, bindings, material and style for model and year.

JUDGING THE EXTERIOR

First do a quick walk around of the car. Check each of the components (fenders, doors, hood, etc.), the color scheme and presence of items which should not be there, as well as absence of things which should be there. Make a mental note of any discrepancies. If in doubt, discuss them with your Team Captain. If necessary the Team Captain should ask the owner for documentation while you are judging the details. Check for authenticity, condition, workmanship and maintenance.

a. Body (Fit and Quality of Metal Work)

Doors-Fenders/Quarter Panels-Hood-Trunk/Trunk Lid-Cowl

Each of the body components should be judged in the following area. Judges should consider the degree to which a defect may be less than factory original when assigning point deductions. Check for even spacing and proper alignment around all doors, hood, windshield, trunk, and fenders. Striping, mouldings and belt lines should all line up. Check closed cars for improper restoration of the rain gutters. Points should be deducted if dents or ripples are more noticeable than factory original. No points should be deducted for year of manufacture dealer option trunks on prewar cars. Use of non-authentic materials for repairs, such as body lead or plastic, is not encouraged. However, point deduction will be taken only if these repairs are observed without the use of testing methods to determine their composition.

1946: First use of strength marks on bolt heads.

Earlier years may have letter or number markings.

b. Running Boards / Rocker Panels

Check for correct style rubber or linoleum and/or trim. Mats should be in good condition and garnish mouldings and mats should fit precisely. No points should be deducted for aluminum authentic reproduction trim on prewar cars. No point deduction should be made for factory option step plates on prewar cars. Rocker panels may have points deducted for ripples, rust, dents, missing trim, etc.

c. Exterior Trim and Striping

Look at chrome as well as stainless mouldings, stone guards, splash guards and grille. Plating should be of the proper type and should be applied to the proper areas only. Parts and trim should be properly finished and smoothed prior to plating. Check for pits, blisters, cracks and corrosion. On die cast parts check for removal of detail and correctly painted accent areas if applicable. On stainless trim check for dents and surface polish. Check brass and nickelplated items for stress cracks.

1927: First metallic paint used only in trim, striping.

1928: Chrome plating.

1936: First use of metallic body paint finish, except for Velasquez Silver on 1929.

On prewar cars no points should be deducted for year and model dealer option pin striping and garnish moulding color changes. On newer cars no point deductions should be made for tape striping if offered for year and model by the manufacturer.

d. Beading and Welting

Points are to be deducted for improper type, placement, fit and/or wear.

e. Hardtop/Paint/Fabric/Vinyl

Check for condition; excessive ripples, waves, or fabric wear and proper fit around windows and trim. On cars with vinyl tops, check the top material for material type and installation.

f. NonAuthentic color (Mandatory deduction)

A mandatory 10 point deduction must be made if paint color is not authentic for year, or model. A slight variation of shade is acceptable and no point deduction should be made. Special ordered colors and color combinations will be treated as authentic only if the specific vehicle being judged was ordered from the factory with this color or color combination and the owner can provide documentation proving his/her car was special-ordered in this manner. If paint looks as original no point deduction should be made for the type of paint. Paint colors applied may be in any color combination and location available from the factory for that model and year and need not be the color originally applied to that particular car. Paint should be of the type originally applied or have the appearance of the original finish. For example, alkyd enamel does not look like lacquer.

g. Paint/Detailing/Condition

Check for workmanship, condition and maintenance of the finish. Points should be deducted for excessive orange peel, overspray, overrubbing, sanding scratches, difference in color between panels, fish eyes, cracks, crazing, blisters, dull finish, chalking, excessive chips, touch up areas and poor masking. Points may be deducted for anything that detracts from the finish of the car but the judge should not make an intensive search for painting or maintenance defects.

FRONT END

h. Radiator Shell

Check for correct finish, detail, and/or trim. Proper alignment to hood and fenders. 1928: first use of chrome plating.

i. Radiator Grille and Frame

Check for proper fit to radiator shell, correct style, finish, and correct mounting hardware.

j. Ornament for Radiator (If applicable)

Ornament should be correct for year and model or approved factory option. The finish should be correct and have required detailing and/or paint trim. Check for pits, blisters, cracks, corrosion, dents and surface polish. No point deductions will be made unless flaws noticeably detract from the overall look of the ornament. No points should be deducted for stain less steel authentic reproduction ornaments if correct for model and year.

LIGHTS

k. Head lamps/Side lamps and/or Parking lamps/ Tail lamps/Driving lamps and/or Fog lamps

Check that lights are correct for year of manufacture or a factory authorized option. A point deduction should be made for incorrect sealed beam lights or halogens if not offered as original factory equipment, headlamp housings that are not the correct finish, lack the correct trim, and / or are in poor condition. Points also should be deducted for nonauthentic lights, cracked, improper or faded lenses.

1940: First use of sealed beam headlight lamps (metal backed).

1948: Sealed beam bulbs in spotlights and driving lamps.

1955: First all glass sealed beams bulbs on Buicks.

l. Horn (if Exterior)

If horns were originally mounted **outside** of engine compartment, check for correct type, style, color and quantity options for model and year of manufacture.

m. Windshield Wipers / Wiper Arms

In prewar cars, no point deduction will be made for second wiper (for safety) if installed properly. Point deductions should be made for installation of electric or mechanical motors where inappropriate. Wiper arms should be checked for correct type and style.

n. Window Frames / Mouldings (Exterior)

Check for proper fit, finish and condition of plastic and/or rubber.

o. Window Glass

All restored vehicles must have safety glass in the windshield or they will not be judged. Other windows may or may not be safety glass. These may be original glass, laminated or tempered glass depending on the year. Points will be deducted for nonauthentic tint, cracked, fogged, discolored, delaminated, or missing glass. Window frames should fit properly and seal against the weatherstripping.

p. Door Handles

Check escutcheon, rubber, proper fit, detailing and finish.

q. Gas Generator and Tank

This only applies to early cars. Check that system is authentic to the eye including tank installation and hoses.

r. Mirrors

No points are to be deducted for prewar year of manufacture dealer option mirrors.

s. Accessories

No points are to be deducted for BCA decals, stickers, badges, and license plate frames. BCA does not recommend, but will not deduct points for inspection stickers or other legally required identification, such as parking or military stickers. No points should be deducted for period stickers and emblems applicable to era, including AACA and CHVA emblems. A point deduction should be made for commercial or non-auto related stickers and / or decals. Pre-1943 model accessories are acceptable if of aftermarket manufacture only if no competing BMD product was offered for that year. They, or BMD options and accessories, are acceptable only if they are authentic in that year. For 1946 and later models, only BMD options and accessories are acceptable when offered for that year and model. Points are never added for accessories, but deductions are taken for authenticity, workmanship and condition.

APPENDIX I JUDGING CLASSES

For all National Meets, these classes may not be consolidated. For Regional and local meets, classes may be consolidated at the discretion of the host chapter. In all cases classes may be enlarged or expanded to encourage more entrants. For equitable judging and competition, classes should contain no fewer than 8 vehicles, nor more than 20 vehicles. Suggested criteria to be considered when expanding classes for judging of vehicles are: year of manufacture, styling similarities or differences, design similarities or differences, engineering similarities or differences, "open" and "closed" categories where number of vehicles in a class warrants. Recommended reference books on Buick history which may be consulted are: **The Buick, A Complete History and Seventy Years of Buick.**

CLASS	A	1903-1913
	B	1914-1935
	C	1936-1939
	D	1940-1941
	E	1942-1948 Including 1949 Specials
	F	1949-1953 Straight 8's
	G	1953-1954 Skylarks
	H	1953-1956 V8's
	I	1957-1958
	J	1959-1960
	K	1961-1967 A Bodies
	L	1968-1987 A, G, J, N, W, X "Bodies"
	M	1961-1966 B & C Bodies
	N	1967-1987 B, C & H "Bodies"
	O	1963-1987 Rivas* [*]
	P	1965-1987 Gran Sport
	R	1988-1991 Reatta
	Q	Grand Nationals, Turbo (T-Type) Regals & LeSabres and GNX's
	U	Unrestored (Archival) Originals** DA Driver's Award **

* *These classes will expand each year to include vehicles that are twelve (12) years and older from the date of manufacture. This twelve year rule shall apply utilizing the currently available production year models as a base-line, i.e., 2004/1992; 2005/1993; 2006/1994.*

** *Eligible for vehicles more than 25 model years old.*

APPENDIX II

NATIONAL MEET DOCUMENTS

A. JUDGING FORMS

Judging form masters are provided in this BCA Judging Handbook. These forms shall be reproduced by the host chapter on both sides so that there is only one judging form per vehicle. The appropriate paper colors should be used as follows:

Class vehicle forms	white paper
Modern Era vehicle forms	yellow paper
Unrestored vehicle forms	tan paper
Senior vehicle forms	gold paper
Archival vehicle forms	green paper
Driven vehicle forms	orange paper
Non-Judged vehicle	blue paper

The proper form is to be placed in each vehicle entry packet.

B. JUDGE'S PRE-REGISTRATION FORM

The judge's pre-registration form shall be incorporated in the National Meet registration form provided by the host chapter. The resulting information shall be forwarded to the Head Judge no later than 30 days prior to the meet.

C. VEHICLE REGISTRATION

The vehicle registration information shall be printed in various issues of the **Buick Bugle** prior to the National Meet. Completed forms are to be returned to the meet registration chairperson by the published deadlines (usually no later than 30 days prior to the meet).

D. WINDSHIELD CARDS

Windshield card masters are provided in this BCA Judging Handbook. They shall be reproduced in sufficient quantities by the host chapter in the same corresponding colors as the judging forms in item A above. In addition, windshield cards on blue paper should be used for non-judged cars. The cards are to be completed by the registration team and placed in the vehicle packet. The owner affixes the card to the windshield to be visible for use by the judging team and viewing public.

E. NATIONAL JUDGING SCHOOL PARTICIPATION CARD

Judging School Participation Cards are provided by the National BCA Office. Every judge who attends a national judging school will complete a participation card. This card will be collected at the conclusion of each judging school and logged into the individual record of each judge.

F. JUDGES PARTICIPATION CARD

Judges Participation Cards are provided by the National BCA Office. Each judge will be given a participation card by the Team Captain to be filled out by each judge at the Judges Breakfast. The completed cards will be collected following completion of judging by the Team Captain and exchanged for judging participation pins at the Judging Administration Office. These cards will be logged into the individual record of each judge.

G. TEAM CAPTAIN REPORTING FORM

Team Captain reporting form masters are provided in this BCA Judging Handbook. These forms shall be reproduced on white paper and shall be printed on both sides; the form on one side and Team Captain's Guidelines on the other. This form is to be completed by the Team Captain following class judging, and forms the record of the individual judges who were assigned to each category within the team.

H. TEAM CAPTAIN REMINDER LIST

This list is to be distributed to each Team Captain in the Team Captain Packet at the Judges Breakfast and is to be read as a reminder or reference as needed during the meet.

I. JUDGED STICKERS

These are contained in each Team Captain Packet and one is to be placed on the face of the windshield card of each vehicle after judging has been completed.

J. JUDGE IDENTIFICATION BADGE

Judges and Deputies are to be identified by identification badges. These badges are to be contained in the Team Captain's Packet and distributed at the Judges Breakfast to all team members. The Head Judge shall distribute badges to Deputies.

K. INDIVIDUAL CATEGORY WORKSHEETS

Individual category worksheets masters are provided in this BCA Judging Handbook. These forms shall be reproduced on white paper and shall be printed on both sides; the form on one side and section guidelines on the other. These forms will be contained in the Team Captain's packet for distribution to assigned team members. Each form, after judging, is collected by the Team Captain and submitted to Judging Administration with the Team Captain Report and Judge Participation cards.

L. AWARD ASSIGNMENT FORM

Award Assignment Form masters are provided in this BCA Judging Handbook. These forms shall be reproduced on white paper and shall be filled out for each class by Judging Administration. These forms shall be used to compile a complete listing of all awards by class (**without individual point scores**), which will be reproduced in triplicate. Copy one is used by the Head Judge for the award presentation ceremony. Copy two is for BCA records and shall be forwarded by the Head Judge to the BCA Office following the meet. Copy three is for the records of the sponsoring organization and shall be used by the Assistant Head Judge to record the delivery and receipt of awards at the award ceremony and later transmitted to the host chapter.

M. SENIOR AWARD REGISTRATION FORM

Qualifiers for the Senior Award shall be provided, at the awards banquet or subsequently by mail, a Senior Award Registration Form, produced and supplied by the BCA Office. This form is to be completed by the qualifying member and returned to the BCA Office. If complete, the BCA Office will forward to the member by recorded delivery the Senior Award, and forward to the National Chief Judge a copy of the Registration Form for compilation into the records.

N. ARCHIVAL AWARD REGISTRATION FORM

Qualifiers for the Archival Award shall be provided, at the awards banquet or subsequently by mail, an Archival Award Registration Form, produced and supplied by the BCA Office. This form is to be completed by the qualifying member and returned to the BCA Office. If complete, the BCA Office will forward to the member by recorded delivery the Archival Award, and forward to the National Chief Judge a copy of the Registration Form for compilation into the records.

APPENDIX III

LIST OF ITEMS TO BE CONTAINED IN EACH VEHICLE REGISTRATION PACKET

1. Windshield card of correct color with information completed, including class assignment; as supplied from the vehicle pre-registration card.
2. Blank judging form.
3. Participation award.
4. Other information as determined by the meet sponsor.

APPENDIX IV

LIST OF ITEMS TO BE CONTAINED IN TEAM CAPTAIN PACKET:

1. Judge Participation Cards for each team member.
2. Team Captain Reminder List.
3. Team Captain Reporting Form.
4. Individual Category Worksheets
5. "Judged" stickers for all cars in class.
6. Ball point pen.
7. Clipboard.
8. Judge Identification Badges for all team judges.
9. List of registered vehicles, organized by class.

APPENDIX V

THE JUDGING ADMINISTRATIVE OFFICE

1. Set up of the Judging Administration Office:

In order to facilitate a rapid conclusion of the judging process you will need approximately 16 people to work in the Judging Administration Office. A special room needs to be set up for the judging teams to assemble and wait for Administration to review class judging forms. This room should have four or more tables and thirty or more chairs for the judges.

The main tabulation room should have four six foot tables to accommodate clerks for math review, verification of results, and verification of award placement. Also, two more tables should be placed away from the clerks tables for the BCA and judging records computers.

Three tables should be set up outside the main tabulation room. One to accommodate check-in clerks, one for general review and mandatory deduction clerks, and one for judges roster/pin clerk functions. These people will be the only administration workers who will have contact with the judging team. They should be arranged so that each Team Captain goes from initial check-in to general review, to mandatory deduction, to judges roster/pins clerk.

2. Supplies needed for Judging Administrative Office:

- 1 Judge's Roster
- 1 List of Senior Cars
- 3 Vehicle registration lists
- 2 six foot tables — for Team Captain check in
- 1 small table for judges roster/pins clerk
- 4 six foot tablec — for tabulation clerks
- 2 four to six foot tables for computers/printers
- 18 chairs
- 1 copy car/class roster
- 1 copy 70 Years of Buick (verification of model for class)
- 2 copies of BCA Judging Handbook
- 1 DOS compatible computer (and printer), with suitable software, updated with all judging and registration information to date.
- 2 floppy disks (for back-up)
- 100 sheets continuous feed computer paper
- 2 extension cords (if needed)
- 8 pocket calculators
- 1 3 hole punch
- 1 stapler/extra staples
- 6 pink or yellow highlighters

- 1 box large paper clips
- 6 large rubber bands
- 2 4" loose-leaf three-ring note books, 8 1/2" x 11"
- 2 sets of dividers labeled with all classes judged
- 2 sets of file folders labeled with all classes judged
- 1 box pencils
- 1 box black pens
- 2 boxes for clip boards
- 16 LUNCHES AND ASSORTED DRINKS FOR ADMINISTRATIVE TEAM

3. Judging Administrative Positions:

CHECK-IN CLERK (1 person per 15 classes)

Team Captains must present the following:

- Team Captain Reporting Form.
- Judges worksheets — engine, chassis, exterior & interior.
- Class Vehicle Roster — note any changes.
- Judging form for each car in class.
- Clipboards.
- Judges Experience Record Cards.
- **Team Captain must stay until judging forms are checked for mandatory deductions.**
- File the (a) Team Captain Reporting Form, (b) the Vehicle Roster and (c) the **four** Judges Worksheets (after verification by General Review Clerk) in the three-ring binder.
- Put the clipboards in the storage box.
- Return the Judges Experience cards to the Team Captain.
- Have Team Captain take Judging Forms to the General Review clerk.

GENERAL REVIEW CLERK (1 person per 15 classes)

Verify the following:

- Same class letter designation on each judging form.
- Owner & vehicle information has been entered and Team Captain's name and signature is on each form.
- Check subtotals on judging form against work sheets, then give worksheets to Check In Clerk to file.
- Initials of Team Captain on every numerical change.
- Deputy's initials are on each form.
- Have Team Captain take forms to the Mandatory Deduction Clerk.

MANDATORY DEDUCTION CLERK

(2 people doing same function)

- Highlight each mandatory deduction on the form.
- Verify the following:
 - Team Captain initialed each mandatory deduction.
 - Full deduction for each mandatory deduction — **If not a full deduction, check class worksheet to verify deduction is in right category.**
 - Fire Extinguisher "yes" box must be checked — **verify with Team Captain that car had extinguisher** — highlight if no extinguisher was in car.
 - Safety Glass "yes" box must be checked — **verify with Team Captain that car has safety glass if required** — highlight if no safety glass when required.

GOPHER (1 person)

- Take Judging Forms to Math Review Clerk.
- Responsible for transporting any correspondence or messages between Judging Administrative Office and Judges.

JUDGES ROSTER CLERK (1 person)

- Collect Judges Experience Record Cards from Team Captain.
- Check mark on Judges Roster next to judge's name for which you receive a Judges Experience Record Card.
- Give ONE Judges' pin to Team Captain for each Judges Experience Record Card received.
- Dismiss Team Captain.
- File Judges Roster Cards alphabetically in box.

MATH REVIEW CLERK

(4 people in teams of 2 doing same function)

Clerk #1 and Clerk #2 should each verify the following on every judging form:

- Subtotal for each of the four categories.
- Subtotal for each category is same as amount shown in the summary.
- Subtotals have been added correctly.
- "Total deductions" is the same as the amount shown in "Less deductions".
- Net score equals 400 less total deductions.
- Enter revised totals or subtotals in summary section.
- Initial any changes you have made.
- Enter verified score.
- Initial verified score as clerk #1.

SUMMARY CLERK (2 people — 2 writers)

- Sort Judging forms by point score — descending order.
- Complete (print) a Tally Sheet for each class.
- List all cars in class by descending order, according to score.
- Enter all information requested for every vehicle.
- Do not fill in Senior Award column.
- Fill in award section according to placement — refer to Section L.
- Check BCA Preservation candidates against list of BCA Senior Cars.

SUMMARY VERIFICATION CLERK (1 person)

- Re-verify Award placement on Tally sheet.
- Highlight cars to be awarded Senior, Preservation, Archival, Gold, Silver and Bronze place awards.
- Copy Senior, Preservation, Archival, Gold, Silver and Bronze place winners to Winners Record Form.
- Asst. Head Judge must initial before data entry begins.

DATA ENTRY CLERKS (2 people)

- Input score totals from Winners Record Forms in computer program for all Senior Preservation, Archival, Gold, Silver and Bronze place winners.
- Check computer print out of winners against Winners Record information.

- Make 3 copies of the Winners Record information for award presentation and files; Copy for Head Judge, Assistant Head Judge and BCA National Office.
- Input score total in computer for all other cars judged at meet.
- File Judges Roster and Judging forms in binder by class.
- Give all judging records to Asst. Head Judge who will give them to the National BCA Office representative. This should include: Judging School Cards, Judges Experience Cards, Team Captain Binder (Team Captain reporting form, Judges WORKSHEETS and Vehicle Roster) and Judging Binder (Winners Record Tally Form, Winners Record Form and completed Judging Forms).

APPENDIX VI

CHAIR OF JUDGES TRAINING

The Chair of Judges Training is appointed to a term of office not to exceed 5 years consecutively, by the BCA National Board of Directors at a regularly scheduled board meeting. Announcements of a vacancy in the position are printed in 2 consecutive issues of the *Bugle*. Members wishing to be considered for the Chair of Judges Training position should contact any member of the Board. The Board will interview all candidates.

The Chair of Judges Training advises the Board on all matters pertaining to the field judges training program. He/she also develops training materials for the judges training program and conducts all BCA National Judging Schools.

The Chair of Judges Training submits an outline for approval to the Board of any proposed changes to the existing training program prior to the March Board meeting.

CHAIR OF JUDGES RECORDS

The Chair of Judges Records is appointed to a term of office not to exceed 5 years consecutively, by the BCA National Board of Directors at a regularly scheduled board meeting. Announcements of a vacancy in the position are printed in 2 consecutive issues of the *Bugle*. Members wishing to be considered for the Chair of Judges Records position should contact the BCA Chief Judge. Board appointment will be based on the recommendation of the Chief Judge.

The Chair of Judges Records shall be responsible for maintaining all records associated members who have judged at National Meets under the BCA 400-point system. The data to be maintained includes (1) the name and address of each judge, (2) the number of times such member has served as a judge and attended judges training school, (3) the years each judge participated at a National Meet, (4) the judging positions held by such member (judge, captain, deputy, assistant head judge, head judge or administration), and (5) the classes judged by such member. He/she is also responsible for maintaining a running total of the number of judging credits earned by each member and for maintaining the Judging Experience and Judging School Attendance Cards. The Chair of Judges Records will order additional service pins, when authorized by the Board, and distribute the Judges Service award pins, when authorized by the Chief Judge.

The Chair of Judges Records will annually provide copies of the updated judges service records to the Chief Judge, the National Office and the Head Judge of the next National Meet no later than the first Board Meeting following the National Meet.

CHAIR OF PRE-QUALIFICATION OPERATIONAL CHECK

The Chair of Pre-Qualification Operational Check is appointed to a term of office not to exceed 5 years consecutively, by the BCA National Board of Directors at a regularly scheduled board meeting. Announcements of a vacancy in the position are printed in 2 consecutive issues of the *Bugle*. Members wishing to be considered for the Chair of Operational Check position should contact the BCA Chief Judge. Board appointment will be based on the recommendation of the Chief Judge.

The Chair of Operational Check shall be responsible for supervising the execution of the Operational Check at National Meets and ensuring that all vehicles are checked prior to judging. He/she is also responsible for training and instructing the operational check staff, determining the staffing requirements and for recruiting members to perform the operational check. He/she will work with the Meet Chairman to establish the hours of operation, the location and the layout of the operational check and make sure that the judging forms collected by the check staff are provided to the Assistant Head Judge prior to field judging.

The Chair of Operational Check will provide recommendations to the Chief Judge concerning improvements to the pre-qualification operational check and will coordinate his/her activities with the Chief Judge and Chair of Judges Training.

CHAIR OF SENIOR & ARCHIVAL RECORDS

The Chair of Senior & Archival Records is appointed to a term of office not to exceed 5 years consecutively, by the BCA National Board of Directors at a regularly scheduled board meeting. Announcements of a vacancy in the position are printed in 2 consecutive issues of the *Bugle*. Members wishing to be considered for the Chair of Senior & Archival Records position should contact the BCA Chief Judge. Board appointment will be based on the recommendation of the Chief Judge.

The Chair of Senior & Archival Records shall be responsible for maintaining all required vehicle information associated with cars that attain Senior or Archival status in the BCA that were judged at a National Meet under the BCA 400-point system. The required information to be maintained for each Senior or Archival vehicle is reflected in the "BCA Official National Meet Registration Form". At the meet, he/she is responsible for ensuring that all Senior and Archival Award recipients have fully and accurately completed a meet registration forms before they receive a Senior or Archival Award. At the awards banquet, he/she will ensure that each Senior Award recipient receives a Senior vehicle badge, certificate and pin, and that each Archival Award recipient receives an Archival vehicle badge and plaque. After the meet, he/she will ensure that each Senior or Archival Award recipient receives, via mail, in a timely fashion, the date coded portion of the vehicle badge.

In the case of the Senior and Archival Preservation Awards, he/she will work with the Head Judge to determine the number of preservation awards potentially needed at each meet and will advise the National Office accordingly. He/she will verify that each preservation award recipient has previously attained Senior or Archival status, and thus is eligible to receive a preservation award, and will ensure that the correct preservation award is presented to each preservation award recipient.

The Chair of Senior & Archival Records will annually provide an updated listing of all BCA Senior Cars and Archival Cars to the Chief Judge, the National Office and the Head Judge of the next year's National Meet, no later than the first Board Meeting immediately following the National Meet.

APPENDIX VII BCA NATIONAL CHIEF JUDGE

The BCA National Chief Judge is appointed to term of office not to exceed 5 years consecutively, by the BCA National Board of Directors at a regularly scheduled board meeting. Announcements of a vacancy in the Chief Judge's position are posted in two consecutive issues of the *Bugle*. Members wishing to be considered for the Chief Judge's position should contact any member of the Board. The Board will interview all candidates.

The BCA Chief Judge advises the BCA Board on all matters pertaining to the judging program, and attends two board meetings per year, as well as the general membership meeting at the annual national meet. At these meetings, the Chief Judge addresses any issues involving the BCA judging program which may arise.

The BCA Chief Judge receives documentation from BCA members relative to questions of authenticity, and takes appropriate action. Questions concerning the BCA judging program which are handled by the Chief Judge, are normally resolved with a final disposition reported to the board, within 60 days. National Judging policies of the BCA are the responsibility of the Board. Interpretation and implementation of these policies are the responsibility of the Chief Judge.

The Chief Judge and the Board will closely interact on all matters affecting judging issues, judging policy, and judging procedures. The Chief Judge is in attendance at all Board meetings where judging matters are voted on by the Board. The Chief Judge shall have a vote (as though a Board member) on any motion to be voted upon by the BCA National Board, which motion involves a matter(s) related to judging, awards, and/or the judging system.

Duties of the Chief Judge include:

- Contents of the BCA Judging Handbook
 - a. Rules and procedures.
 - b. Creation and revision of technical appendices.
 - c. Technical additions and corrections.
- Acting as a consultant and liaison for the BCA Board on judging matters.
- Implementing BCA Board judging policy as outlined in the Judging Handbook, its interpretation and in all matters of field judging.
 - Corresponding with members of the BCA regarding judging issues.
- Researching judging issues and making recommendations to the Board.
- Approving the selection of the Head Judge for National Meets.
- Interacting with the Chair of Judges Training and participating in the Judges Training Program.
- Acting as a resource for the Head Judge at National Meets.
- Acting as the final authority on all judging issues on which he is asked by the Board to rule.
- Assisting the Head Judge at National Meets in order to create a consistent judging program.
- Communicates with the membership of the BCA, as found appropriate, through columns published in the *Bugle*.

APPENDIX VIII PRE-QUALIFICATION OPERATIONAL CHECK

(Cars may be photographed at this time)

- Buicks to be judged must be driven onto the judging field
- Check operation of lights and horn.
- Check for safety glass.
- Check for fire extinguisher.
- Check vehicle description data on windshield card and judging sheet. Does vehicle match documents and are correct document colors used?
- Endorse Pre-Qualification Check area on judging sheet.
- Direct vehicle to correct area of judging field for their class.

APPENDIX IX

This table provides earliest serial and engine numbers for each model year.

		1903-1936	1937-1940	1941-1947	1948-1951	1952	1953	1954-1960	1961-1971
U.S.	1903 Flint, MI	no	F	F1-	F1	G1	G674	GA1-	FB11-
BUICK	1936 added South Gale, CA	codes	CAL	CAL2-	SG2	BC2	BC676	BCA2-	BCI2-
Plant Code	1937 added Linden, NJ		L	L3-	L3	BL3	BL677	BLA3-	BLI3-
Prefixes	1947 added Kansas City, KS			KC4-	KC4	BK4	BK678	BKA4-	BK14-
	1948 added Atlanta, GA				A6	BA6	BA680	BAA6-	BAI6-
	1949 added Wilmington, DE				W5	BW5	BW679	BWA5-	BWI5-
	and Framingham, MA				F7	BF7	BF681	BFA7-	BFI7-
	1954 added Arlington, TX							BTA8-	BTI8-

Year	Series (Model)	Plant Code	Serial Number	Engine Number
1904	B			
1905	C			
1906	F,G			1-1207
1907	F,G1208-4672			
	D,S,K,H		101-523	101-523
1908	F,G			6301-15010
	D,S		524-1602	524-1699
	10		1-4002	1-4002
	5		101-501	1-405
1909	F,G		9959-13900	15011-19050
	10		4003-12152	4003-12111
	16,17		1-2500	1-2517
	6		1-6	1-6
1910	F		13951-17901	19051-25203
	10		12152-23150	12251-23276
	16-17		2501-10754	2518-10878
	7		1-85	1-85
	19		1-4012	1-4022
	41		1-40	1-40
	14			
	2			
1911	41		41-67	41-67
	2			
	14			
	21		1-3000	1-3000
	26,27		1-4000	1-4005
	32-33		1-3150	1-3153
	38,39		1-1058	1-1059
1912	2			
	34-36		1-9051	1-9059
	28,29		1-8500	1-8500
	43		1-1501	1-1506
1913	30		6250-7999	1-13504
			12751-13501	
	31		1-6250	1-13504
			8000-12749	
	40		1-1508	1-1510
	24,25		1-11000	1-11005
1914-1915	3,4		1-1599	1-1604
1914	B24		101-3226	101-16674
	B25		101-13521	101-16674
	BX24		101-339	101-1884
	BX25		101-1669	1-1884
	B36-38			
	B55		101-2137	104-2103
1915	C24,25,35,37,55		100000	100000
1916	D45,55		144717	144729
1917	D4,6,E49		254502	253259
1918	E4,E6,44-49		337783	341292
1919	H44-60		480996	474337
1920	K44-50		547524	540365
1921	44,7,8,50		687795	713400
1922	34-37		688795	767948
	44,7,8,50		753000	767948

Year	Series (Model)	Plant Code	Serial Number	Engine Number
1923	34-39		826497	890666
	41,7,8,55		879623	900160
1924	4 cyl.		1060178	1090357
	6 cyl.		1064325	1087630
1925	Standard		1239259	1264701
	Master		1211720	1273001
1926	Standard		1398244	1439500
	Master		1412093	1456915
1927	115		1638800	1691750
	120		1661435	1691750
	128		1677210	1691750
1928	115		1901476	1960500
	120		1911026	1960500
	128		1923126	1960500
1929	116		2137873	2225361
	121		2159907	2240300
	129		2173190	2240300
1930	30		10000	10000
	40		2313806	2439593
	50-60		2313806	2489593
1931	50		2460544	2624638
	60		2460544	2568138
	80-90		2460544	2613338
1932	50,60,80,90		2602732	2751922
1933	50,60,80,90		2659523	2811457
1934	40,50,60,90		2706453	2861223
1935	40,50,60,90		2777650	
1936	40		2830899	4-2995239
	60,80,90		2830899	3001000
1937	40		2999497	4-3166225
	60,80,90		2999497	6-3176225
1938	40,60,80,90		3219848	3396937
1939	40,60,80,90	F	3388547	3572652
	40,60,80,90	L	3405088	3572652
1940	40,50,60,90	F	3596807	3786214
		L	3611856	3812000
		CAL	3601856	
1941	40-90	F	1-3880012	4074859
		CAL	2-3892008	4074859
		L	3-3897008	4074859
1942	40-90	F	1-4257442	4457941
		CA	2-4273684	4457941
		L	3-4263684	4457941
H1942	40-90	F	1-4348373	4540297
		CA	2-4380001	4540297
		L	None	
1946	40-70	F	1-4364445	4558037
		CA	2-4380001	4558037
		L	3-4390001	4558037
1947	40-70	F	1-4524131	4558037
		CA	2-453001	4558037
		L	3-4542001	4558037
1948	40-70	KC	4-4536001	4558037
		F	14801266	4999881
		SG	2480001	4999881
1949	40-70	KC	34824001	4999881
		A	64834001	4999881
		F	15020984	5220972
		SG	25030001	5220972
		L	35036001	5220972
		W	55050001	5220972
1950	40-70	A	65054001	5220972
		F	75057001	5220972
		F	15360001	5568000
		SG	25370001	5568000
		L	35374001	5568000
		KC	45380001	5568000
		A	55393001	5568000

Year	Series (Model)	Plant Code	Serial Number	Engine Number		
1951	40-70	W	65388001	5568000		
		F	75397001	5568000		
		F 16031301	6240100			
		SG 26050001	6240100			
		L	36055001	6240100		
1952	40-70	KC 46061001	6240100			
		W	56070001	6240100		
		A	66075001	6240100		
		F 76080001	6240100			
		G	16436001	6646230		
		BC	26456001	6646230		
		BL	36464001	6646230		
		BK	46471001	6646230		
1953	40	BW	56483001	6646230		
		BA	66490001	6646230		
	50	BF	76496001	6646230		
		G 6740001	6950620			
	70	BC	6765001	V-2415-5		
		BL	6774001	V-2001-7		
	1954	40-70	BK 6783001			
			BW	6799001		
			BA	6808001		
			BF	6815001		
G			A1-001001	V-273956		
BC			A2-001001			
1963			4400-4800	Same as 1954	Prefix 1	V-273956
			4000-4300	FB	J1-501001	V-273956
1964			4400-4800	BC	J2-501001	V-273956
				BK	J3-501001	V-273956
	Same as 1954	Prefix J		V-273956		
	Same as 1954	Prefix K		V-273956		
	Same as 1954	Prefix L		V-273956		
	Same as 1954	Prefix M		V-273956		
	Same as 1954	Prefix N		V-273956		
	Same as 1954	Prefix P		V-273956		
	Same as 1954	Prefix R		V-273956		
	Same as 1954	Prefix S		V-273956		
1971	4400-4800	Same as 1954	Prefix T	V-273956		

APPENDIX X

The following is a table of engine paint colors used by Buick. It should be noted that in some instances changeover in paint color may not have coincided exactly with the change in model year. Such non-listed uses should be documented.

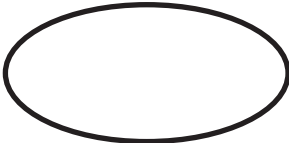
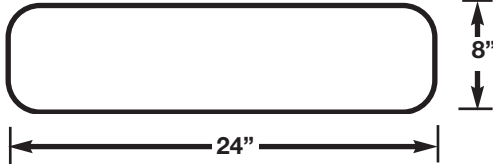

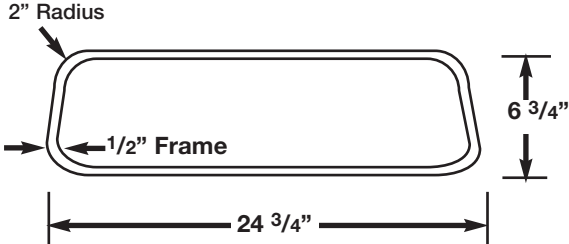
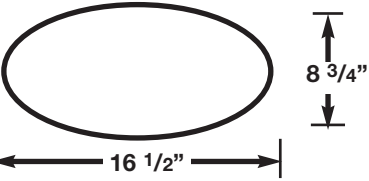
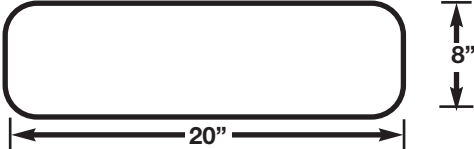
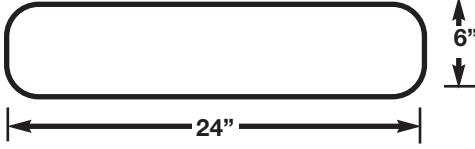
1922-1930	Olive Brown to Olive Green shades
1931 early	Olive Green
1931 late	Black
1932	Chassis Black
1933-1938	Forest Green
1939-1941	Gray (production through 11/18/40)
1941	Dante Red
1942-1952	Turquoise
1953-1966	Apple Green (Buick green)
1961-1963	Special, Skylark polished aluminum block & heads
1963	Riviera, Silver
1964	300 CI V8, Silver
1966	Riviera, Red
1967-1974	Red, except: 1967 V6 (225), V8 (300-2) Buick Green
1975-1977	Medium Metallic Blue
1978-1982	Light Blue

Engine sheet metal parts from 1922-1935 were painted Black, including valve cover, spark plug cover, hot water return tube and fan. Push rod and water jacket covers were painted engine color, as were the pans. Pre-1926, the combination starter-generator was painted engine Olive Drab. Starting in 1926, the separate two-unit starter and generator were painted Black.

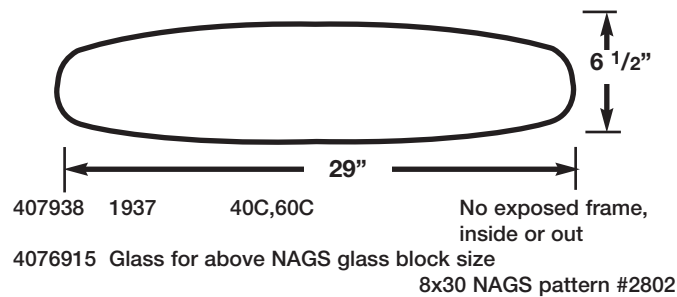
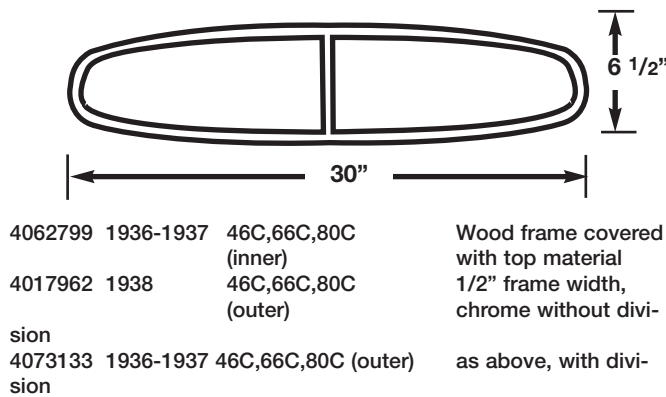
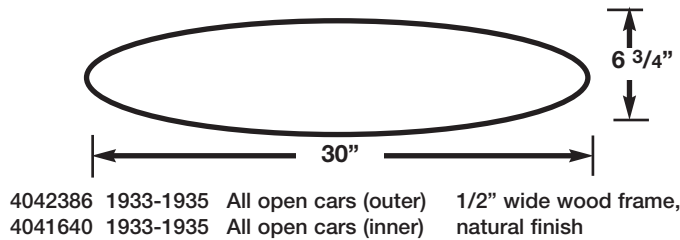
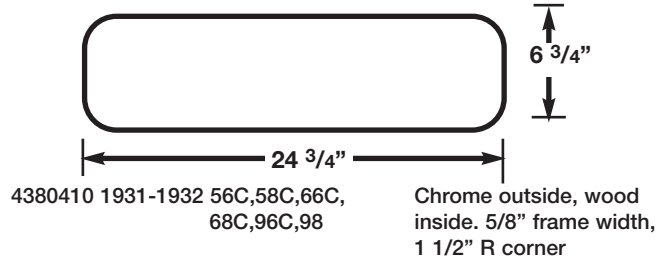
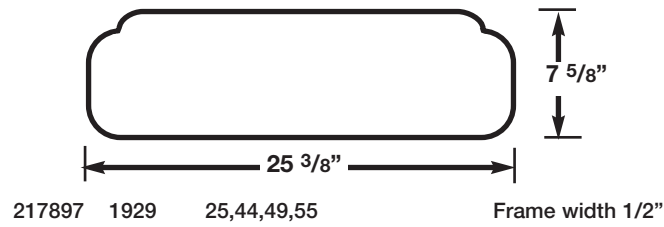
APPENDIX XI

SIZES AND SHAPES OF CONVERTIBLE REAR WINDOWS, FISHER AND BUICK BODIES, 1916-1975

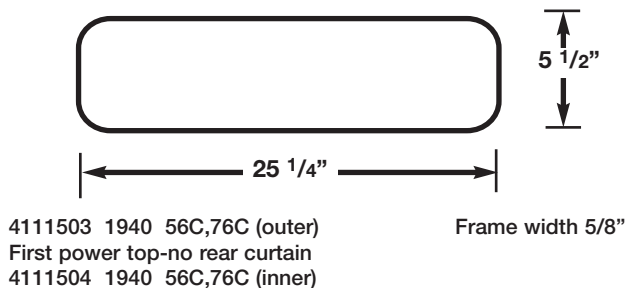
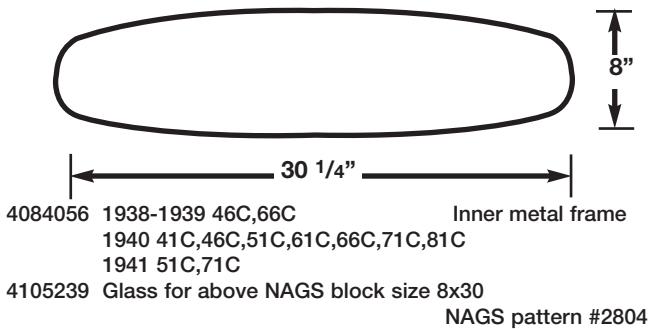
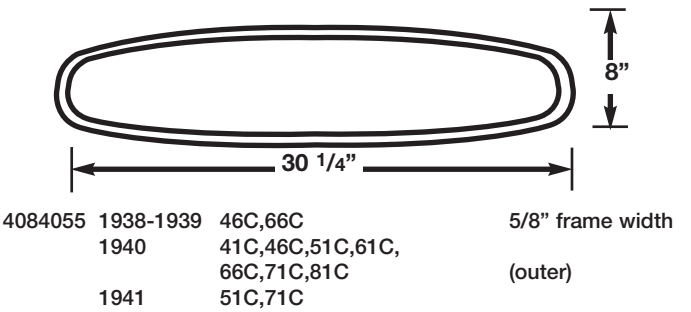
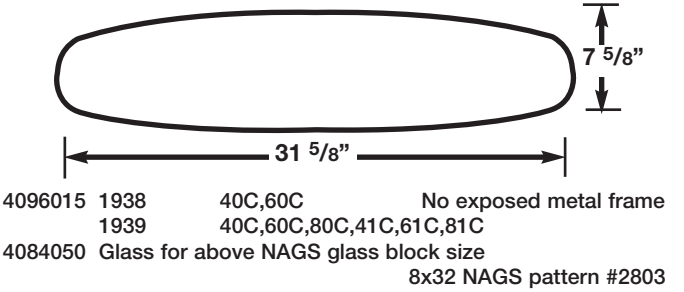
It must be initially remarked that convertible tops are an item which are regularly replaced during the active life of the car. These replacements were almost never done by the dealer, and never at the factory. The trim shops at which they were most often done were accustomed to the supply of rear windows from their general stock, and the distinctive rear windows supplied with the car were consequently lost when the tops were replaced. It should not be taken for granted that the rear window which is in your car is the same as that supplied originally in the factory, regardless of its appearance of age or condition. The following is a documentation of factory-supplied convertible rear windows from 1916 through 1975.

Part#	Year	Model, Series	Special Features	Part#	Year	Model, Series	Special Features
							
1916-1917	D			160672	1923-1924	49	Beveled Plate Glass
							
1917-1918	49			180652	1925	44,45	Frame width 1/2" interior wood frame overed with top fabric
					1926	44,45,55	
39571	1919-1922	H,K,444,55			1927-1928	24,25,54	
							
1921	49			181932	1925-1926	24,25	Drawing above correct for shape-dimensions unknown.
							
157149	1922-1923	54-55	1 1/4" R corners plate glass	182094	1924	54,55	
	1923	39,44			1925	49,54,55	
	1924	44,45			1926-1927	All	
	1931	54,55,64,65,94,95			1928	55	
	1932	55,65,95			1930	69	

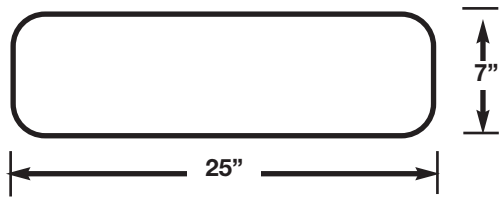
Part# Year Model, Series Special Features



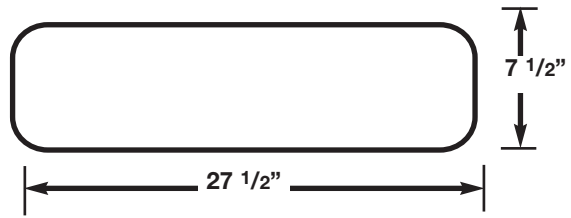
Part# Year Model, Series Special Features



Part# Year Model, Series Special Features



Part# Year Model, Series Special Features



4116372	1941	44C,56C,76C (outer)	5/8" frame
	1942	44C,56C,76C	
	1946-1948	56C,76C	
4141516	1941-1942	44C,56C,76C (inner) tan top	
	1946	56C,76C	
	1947	56C up to body #24969	
	1947	76C up to body #11874	
	1948	56C,76C	
4163679	1947	56C after body #24969 (inner) black top	
	1948	56C,76C	

4555901	1949-1950	56C,76C (outer)	5/8" frame width
4555377	1949	56C,76C (inner, tan top)	
4560964	1949-1950	56C,76C (inner, black top)	Choice of clear or tinted glass in
4590740	1950	56C,76C (inner, tan top)	
	1950		
		1951 through 1964 models all used large plastic rear windows	
4625289	1953-1958	45C,46C,66C,100	

APPENDIX XII

CONVERTIBLE TOP MATERIALS AND COLORS

Haartz cloth (rubberized cotton fabric) was used on all models through and including 1954, except for 1953 and 1954 Skylarks, which used black or white Orlon. As Orlon top material is not available to restorers, no authenticity points should be deducted on 1953 and 1954 Skylarks using either a cloth or fine-point vinyl material, if black or white in color.

Haartz cloth is also no longer available to restorers. Stayfast, which is a heavier, multi-layered cloth material currently being used in the manufacture of modern convertible tops, may be used in lieu of Haartz cloth with no point deduction for authenticity.

Haartz cloth was available in many colors, and many combinations of trim and top colors were used, but not many top material colors. Pre-1936, it was virtually exclusively tan, and post-war it was exclusively black and tan. Below is a list of cloth convertible top colors available, by year.

Tan: All years, 1929-1954
 Gray: Buick bodies 1932
 Brown: 1931
 Black: 1936-1954
 Blue-gray: 1937-1941
 Blue: 1942

Beginning in 1955, convertible tops were made of vinyl. With the introduction of vinyl top materials, many additional colors became available as follows, by year:

White: 1955-	Green: 1955-
Blue: 1955-	Dark Blue: 1956-
Ivory: 1955-	Medium Blue: 1958-
Black: 1955-	Turquoise: 1958-
Tan: 1955-	Gray: 1959-

Although many more colors were available in these years, unusual colors or unusual color combinations should be documented by the owner. A turquoise top on a salmon body would require documentation, even for 1959.

APPENDIX XIII WHEELS AND TIRES

Authenticity of wheels and tires is a very complex undertaking, as numerous combinations were available each year, especially when considering the combinations of paint colors, striping colors, and optional tire sizes. The information is available to the restorer who seeks it. The following are some guidelines for the evaluation of cars on the field.

1. When a car is fitted with tires demountable at the rim, the spare tire(s) will be of the proper type to exchange with the tires on the car. Some tires were pre-mounted on rims which clamped to the wheel felloes. Spares of such types would include the tire mounted on the rim, but no wheel. Earlier types had tires which had to be changed on the vehicle. Spare in this case includes only tire and tube without wheel or rim. Completely demountable wheels were first available with 18929 models.
2. Tires were normally provided at the factory in matched sets of four, except for early and late model cars where front and rear tires may have been of different treads or width sizes. The spare(s) were often not mounted at the factory, and may therefore be of a different manufacturer or tread style. If more than one spare was used, they should all match.
3. Clincher tires (and hence rims) were last used on Buicks with the 1918 small models. Straight-sided tires (Pearlman rims) were used on earlier large series models in the teens.
4. Modern drop-center wheels were introduced on 1932 models.
5. Lock rings from 1926-1931 were available for all models either painted or plated. Earlier models were available painted only.
6. Valve stems must be metal prior to 1932, and on wood wheels of all types after that time through 1933 models.

Wire wheels in 1932 having stem holes in the center of the drop center position must have metal stems. In 1932, wire wheels having valve stems exiting the corner of the drop center may have rubber stem tubes. 1933 and later models (except 1933 wood wheels) used rubber valve stems. Plastic valve caps were first used in 1951. "Red Crown" caps are never acceptable.

7. WIRE WHEELS
 - a. Were available from 1922-1935, 1953 (Skylark only), 1954 all but Series 40, 1955 all Series, and none until the 1978 Riviera 75th Anniversary model. Wire wheels must, of course, use tubes.
 - b. Were available in stainless wire from 1929-1932. All Series were available in 1932 through 1935. Examples are exceedingly rare.
 - c. Were available in stainless wire from 1929-1932. All Series were available in 1932, but none have been documented to exist.
 - d. Non-authentic use of chrome wire spoke wheels on models other than these must, of course, carry the mandatory deduction.

8. STEEL WHEELS

- a. 1933-1935 Steel spoke wheels were introduced to have the appearance, but not the problems, of wood wheels. They were mostly painted lower body color, but not always, and were two-tone, with a pinstripe separating the colors at the drop center ridge. There was also a scalloped pin-stripe reminiscent of wood wheel striping. Color were coordinated with the body color and pin-striping.
- b. 1936-1954. 1936 was the last year for steel spoke rims. Steel wheels were painted body color of the car as standard equipment. Stainless steel trim rings are available as options. Pin-striping on the 1937-1954 model years had the conventional 3-stripe concentric pattern, with the center stripe being slightly wider than the outer.
- c. 1938-1958. Optional red wheels. Dante red was used from 1938-1951. From 1952-1958 different hues of red, each typical of the year, were used.
- d. 1959-1962. The optional wheel color was black.
- e. 1963 and later. Standard wheel color was black with standard wheel covers. With standard hubcap, and no factory trim rings, wheel color continued to be body color.
- f. 1956 and up. Wheels delivered with standard hubcap and no trim rings have no pinstripes.

9. TRIM RINGS AND DISCS

Trim rings were initiated in 1923 to have the appearance of the no longer needed retaining rings. Early rings were very narrow and pressed into the drop center. Late 1930s rings were more elaborate. In 1948 Buick supplied full stainless trim discs for Series 870 models and in 1949 for series 50, and 70, and finally in 1950 for Series 50 jobs with 15" wheels only.

10. WHEEL COVERS AND HUBCAP

Wheels having demountable rims utilized screw-on hubcap through 1932. When demountable wheels were introduced in 1929, trim rings or shields came into existence. These were held in place by the screw-on hubcap, and were meant to cover the lug nuts on demountable wood wheels. Special hubcaps were also provided for sidemounted spare tires of this type. Clip-on hubcaps were introduced with the demountable steel wheel were issued to 1981. All closed 4-door sedans, except Estate Wagons used spare tire hubcap from 1941-1946 and some 1947 cars. Color was black. Wire wheel covers were introduced in 1953. In 1953, Specials had a Buick emblem in the center, whereas Supers and Roadmasters had a "V" center emblem.

11. CHROME WHEELS

1929-1935 See above for a discussion of chrome spokes available.
1933-1935 Series 60-80-90 wheels are available in full chrome plate
1936 Series 60 and 80 were available in chrome spokes with painted rim.
1937 All Series were available with chrome discs with painted rim.
1938-1942 All Series were available both with full chrome and with chrome disc with painted rim.
1953-1955 See above discussion under wire wheels.
1964 Wildcat only. 1965-1969 Wildcat and Riviera only.
1970 LeSabre, Wildcat and Riviera only.
1971-1972 LeSabre, Centurion and Riviera only.
1973-1981 B, C, and E bodies only.
1965-1966 A bodies have bolt pockets painted silver.
1966-1970 A bodies have bolt pockets painted black.
1971-1972 Skylark.
1973-1981 Century.
1973-1974 Apollo.
1975-1979 Skylark.
1975-19809 Skyhawk had many special wheel types but none was chrome.

12. TIRE IDENTIFICATION SIZE AND CODE INFORMATION

The following identifies the first year of tire sizing for the various designations.

1937 Double White sidewall, used through 1941.

1955 Tubeless tires.

1965 Actual section width 6.45-6.85, etc.

1967 Letter size, low profile D70-14,

F70-14, G70-15, H70-15, etc.

1967 Metric size radial tires 185R-14,

195R-14, 235R-15, etc. offered.

1966-1970 Red line tires offered on GS, Skylark and Rivieras.

1972 Letter size radial tires DR78-14, HR778-15,

LR78-15, etc.

1975 First low profile metric radials tires 195/70R13, etc.

13. TIRE TYPES AND SIZES.

Radial tires were first offered by Buick as an option in 1967 and beginning in 1967 they were available as an option on all models. In situations where neither the standard nor alternate tire size is currently being reproduced, the next closest tire size up or down may be substituted without a deduction for wrong tire size. A non-authentic tire size includes an obviously incorrect (more than 1/2-inch variation from factory) whitewall width.

14. TABLE OF WHEEL/TIRE SIZES AND TYPES

Year	Model	Rim Size	Tire Size	Type
1904	B		28x3	Clincher
1905	C	30x3.5		Clincher
1906	F,G	30x3.5		Clincher
1907	D	32x4		Clincher
1908	5	34x4		Clincher
1908	10	30x3		Clincher
1908	F	30x4	30x4	Clincher
1908	G	30x4	30x3.5	Clincher
1908	S,D	32x4		Clincher
1909	10		30x3.5	Clincher
1909	F,G,Delivery		30x4 or 32x3.5	Clincher
1909	16,17	32x4		Clincher
1909	6,7		36x4 Front	SS
			36x4.5 Rear	SS
1910	16,17,19	34x4	34x4	SS
1910	10	30x3.5	30x3.5	Clincher
1910	F,G	32x3.5	32x3.5	Clincher
1911	21	34x4	34x4	SS
		32x4(opt)	32x4(opt)	SS
1911	26	2x3,5	32x3,5	Clincher
		30x3.5(opt)	32x3,5	Clincher
1911	27	32x3.5	32x3.5	Clincher
1911	32,33	30x3.5	30x3.5	Clincher
1911	38	36x4	36x4	SS
		32x4.5(opt)	32x4.5	SS
1911	39	36x4	36x4	SS
1911	14	30x3	30x3	Clincher
1911Mcl. 7		37x4.5	37x4.5 Front	
			37x5 Rear	
1911 Mcl. 8		30x3.5	30x3.5	Clincher
1911Mcl. 17		34x4	34x4	SS Baker
1911Mcl. 19	32x4	32x4	SS Baker	
1911Mcl. 26,29		32x3.5	32x3.5	
1912	28,29	34x3.5	34x3.5	
1912	34	30x3.5	30x3.5	Clincher
1912	35	32x3.5	32x3.5	
1912	43	36x4	36x4	SS Baker
1913	24,25	32x3.5	32x3.5	SS Baker
1913	30	34x3.5	34x3.5	SS Baker
1913	31	34x4	34x4	SS Baker
1913	40	36x4	36x4	SS Baker
1913	3(truck)	33x4.5	33x4.5	SS Baker
1913	4(truck)	35x5	35x5	SS Baker
1914	B24,B25	32x4.5	32x4.5	SS Baker
1914	B36,37,38	34x4	34x4	SS Baker
1915	C25	32x3.5		SS Pearlman
1915	C55	36x4.5		SS Pearlman
1916-1917	D34-5	31x4	31x4	Clincher,Baker
1916-1917	D44-6	32x4	32x4	Stright Side, Baker
		34x4	34x4	SS Baker
1916-1917	D47	33x4.5	33x4	SS Baker
		35x4.5	34x4	SS Baker
1918	E4-35	31x4C	30x3.5	Clincher,Pearlman
1918	E37	32x3.5	32x3.5	SS, Pearlman
1918	E44-47	34x4	34x4	SS, Pearlman,
				(plain tread front, non-skid rear)
1918	E49-50	34x4.5	34x4.5	SS,Pearlman, (plain tread front, non-skid rear)
1919-1920	HK49-50,K47	33x4	33x4	SS,Buick, (plain tread front, non-skid rear)
1919-1920	HK49-50,K47	34x4.5	34x4.5	SS, Buick (plain tread front, non-skid rear)
1921-1922	44-46	33x4	33x4	SS,Jaxson
1921-1922	47-50	34x4.5	34x4.5	SS,Jaxson
1922	34-37	31x4	31x4	SS,Jaxson
1923	34-39	31x4	31x4	SS,Jaxson
1923	44-45	32x4	32x4	SS,Jaxson
1923	47-50	33x4.5	34x4.5	SS,Jaxson

Year	Series	Tire Size	Paint Rim Size	Dem Dem Rim	Wire	Chrome Wire	SS Wire	Disc	Dem Wood	Natl. Wood	Steel Spoke	Full Chrome
1923	54-55	32X4.5	32X4.5	X	X			X				Artillery Mfgr Jaxon Others: Kelsey Hayes
1923-1924	4 cyl.	31x4	31x4	X	X			X				
1924	41-45	32x4	32x4	X	X			X				
1924	47-55	32x4.5	32x4.5	X	X			X				
1925	20-28	30x4	30x4	X	X			X				
1925	50-57	31x4.5	31x4.5	X	X			X				
1926-1928	Std	31x5.25	21x4	X	X			X				
1926-1928	Master	33x6	21x4.5	X	X			X				
1929	Std	5.50x20	20x4.5	X	X	X	X	X	X	X		
1929	Master	6.50x20	20x4.5	X	X	X	X	X	X	X		
1930-1931	30,50	5.25x18	18x4	X	X	X	X	X	X	X		
1930-1931	40,60	5.50x19	19x4.5	X	X	X	X	X	X	X		
1930-1931	Large	6.50x19	19x4.5	X	X	X	X	X	X	X		
1932	50	5.50x18	18x3.25	X	X		X		X	X		
1932	60	6.00x18	18x3.62		X		X		X	X		
1932	80-90	7.00x18	18x4		X	X	X		X	X		
1933	50	6.00x17	17x6		X				X		X	
1933	60-90	7.00x17	17x7		X	X			X		X	X
1934-1935	40	6.25x16	6x4.25								X	
1934-1935	50	7.00x16	16x4.5		X						X	
1934-1935	60-90	7.50x16	16x5		X	X					X	X

Year	Series (Model)	Tire Size	Rim Size	Alternate Rim Size	Alternate Tire Size
1936-1949	40	6.50x16	16x6.5		
1936-1942	60	7.00x15	15x7		
1937	80	7.50x16	16x7		
1937	90	7.50x16	16x7		
1938-1939	80	7.00x16	6x7.5		
1938-1942	90	7.50x16	16x7.5		
1940-1942	49,59		15x7		
1940	80	7.50x16			
1940-1941	70	7.00x15	15x7		
1941	40,50			16x6.5 chrome	6.50x16
1941-1942	40	6.50x16	16x6.5		
1942-1947	50		16x6.5		
1942-1950	70	7.00x15*	15x7		
		*(1948-1979 takes 8.20x15)			
1946-1947	40,50,70			18x6.5	6.50x18
1948-1950	50	7.60x15	15x7	15x6.5	
1949	59	8.20x15	15x7		
1949-1954	40	7.60x15	15x6		
1950-1958	50	7.60x15	15x6	15x6.5	
1951-1955	70	8.00x15	15x8		
1953	76X	8.00x15	15x6 wire		
1954-1955	50-70			15x6 wire	8.00x15
1955-1958	40	7.10x15	15x6	15x6	7.60x15
1956-1960	50	7.60x15	15x5.5		
1956-1958	70	8.00x15	15x6		
1959-1961	4000,4100		15x4.5		
1961-1962	4400-4600	7.60x15	15x6		
1961-1962	4400 (except 4435,45)		15x5.5		
1961-1963	4000-4300	6.50x13	13x4.5		7.00x13
1961-1962	4800	8.00x15	15x6		
1962-1963	4000-4300			15x4.5	6.00x15
1963	4400	7.60x15	15x6		
1963	4600	7.60x15	15x6	8.00x15	
1963	4700	7.10x15	15x5.5	15x6	7.60x15
1963	4800	8.00x15	15x6		
1964	4000-4300	6.50x14	14x5		7.00x14
1964	4000-4300 wagons		14x6		
1964	4400, 4700	7.10x15	15x5.5		7.60x15
1964	4600	7.60x15	15x5.5		8.00x15
1964	4800	8.00x15	15x6		
1964	Wildcat	8.45x15	15x6 chrome		
1965	Special/Skylark V6,no A/C	6.95x14	14x5		7.35x14
1965	Special/Skylark V6 w A/C; V8	7.35x14	14x5		7.75x14
1965	Sport Wagon;GS	7.75x14	14x6		
1965	LeSabe	8.15x15	15x5.5		
1965	Wildcat	8.45x15	15x6 chrome/steel		8.45x15

Year	Series (Model)	Tire Size	Rim Size	Alternate Rim Size	Alternate Tire Size
1965	Electra 225	8.85x15	15x6		
1965	Riviera	8.45x15	15x6 chrome/steel		8.85x15
1966	Special/SkylarkV6,no A/C	6.95x14	14x5		7.35x14
1966	Special/Skylark V6 with A/C; V8	7.35x14	14x5		7.75x14
1966	Special Staion Wagon	7.75x14	14x5		8.25x14
1966	Sport Wagon	8.25x14	14x6		8.25x14 (8 P/R)
1966	LeSabre	8.15x15	15x5.5		8.45x15
1966	Wildcat	8.45x15	15x6		8.85x15
1966	Electra	8.85x15	15x6		8.85x15
1966	Riviera	8.45x15	15x6		
1967	Special/Skylark, GS with 340	7.75x14	14x6 (radials first offered)		8.25x14, 205R-14
1967	GS 400	F70-14	14x6		205R-14
1967	Sport Wagon	8.25x14	14x6		205R-14
1967	LeSabre, Wildcat	8.45x15	15x6		8.85x15, 225R-15
1967	Electra	8.85x15	15x6		225R-15
1967	Riviera	8.45x15	15x6		8.85x15, 225R-15
1967	Riviera GS	H70-15	15x6		225R-15
1968	Special/Skylark GS	7.75x14			8.25x14, 205R-14
1968	Sport Wagon 2-seat	8.25x14			8.55x14, 205R-14
1968	Sport Wagon 3-seat	8.55x14			205R-14
1968	Riviera	8.45x15			H70-15
1968	LeSare/Wildcat	8.45x15			8.85x15
1968	Electra	8.85x15			225R-15
1969	Special/Skylark	7.75x14			8.25x14,G78-14, 205R-14
1969	GS	7.75x14			8.25x14,F70, G78,205R-14
1969	Sport Wagon	8.55x14			H78-14
1969	Wagon	8.25x14			8.55x15,G78-14, 205R-14
1969	LeSabre/Wildcat	8.55x15			8.85x15,225R15, J78-15
1969	Riviera/Electra	8.85x15			J78-15,225R-15
1969	Riviera GS	8.85x15			J78-15,225R-15,H70-15
1970	Skylark	G78-14			H78-14
1970	GS	G78-14			G70-14,H78-14
1970	GS 455	G78-14			G60-15,H78x14
1970	Sportswagon	H78-14			
1970	LeSabre/Wildcat	H78-15			J78-15
1970	Electra	J78-15			
1970	Estate Wagon	L78-15			
1970	Riviera	H78-15			
1970	Riviera GS	H78-15H70-15			
1971	Skylark (L-6 engine)	F78-14	14x6		G78-14,H78-14
1971	Skylark/Skylark Custom	G78-14	14x6		H78-14
1971	Sportswagon	H78-14	14x6		
1971	GS	G78-14	14x6		H78-14, G70-14
1971	GS (455 engine)	G78-14	15x7		H78-14, G60-15
1971	LeSabre/LS Custom/Centurion	H78-15	15x6		J78-15
1971	Estate Wagon	L78-15	15x6		
1971	Electra 225	J78-15	15x6		
1971	Riviera	H78-15	15x8		
1971	Riviera GS	H78-15	15x6		H70-15
1972	Skylark	G78-14			H78-14
1972	GS	G78-14			H78-14,G70-14,G60-15
1972	Sportswagon	H78-14			
1972	LeSabre/Centurion	H78-15J78-15			
1972	Electra	J78-15			
1972	Wagon	L78-15			
1972	Riviera	H78-15			
1972	Riviera GS	H78-15			H70-15
1973	Century/Century Luxus/Regal	G78-14			H78-14,G70-14,GR70-15
1973	Century/Century Luxus Wagon	H78-14			
1973	LeSabre/LS Custom/Centurion	H78-15			J78-15
1973	Wagon	L78-15			L78-15LR-D
1973	Electra	J78-15			LR78-15
1973	Riviera	H78-15			H70-15,HR70-15
1974	Apollo	E78-14			E70-14,FR78-14,GR78-15
1974	Century, Century Luxus, GS	G78-14			G70-14,H78-14,GR78-15
1974	Regal	G78-14			G70-14,H78-14,L78-15, GR78-15,HR78-15
1974	Century Wagon	H78-14			HR78-15
1974	LeSabre.LS Luxus	H78-15			J78-15,HR78-15
1974	Eatate Wagon	L78-15			LR78-15
1974	Electra 225/Custom/Ltd. Riviera	J78-15			JR78-15

**APPENDIX XIV
EXTERIOR PAINT COLORS**

NOTE: Color information on Nitrocellulose lacquer uses the original DuPont (Duco) numbers, which are now obsolete, unless a Modern equivalent has been located. Duco code numbers are preceded with a "244-" designation, and later with a "246-" designation. Enamels are preceded by "RP-93-". Striping colors contain more pigment, and are designated with "289-", but the code numbers usually represent the same paint color, regardless of type.

Model		Running Gear		Body Color			Wheel		Stripe		
Year	Code	Color	Code	Stripe	Code	Stripe	Code	Color	Code	Color	Code
1904	B	Yellow		NA	Indigo Blue		Gold	Yellow			
1905	C	Ivory White		Royal Blue & Black	Royal Blue		Gold & Black	Ivory White			
1906	F&G	Ivory White			Purple Lake			Ivory White			
1906	D	Ivory White			Deep Blue, Royal Blue mldgs						
1907	F&G										
1907	D										
1907	H										
1907	S&K	French Gray			French Gray		Delicate Green				
1908	F&G	Red			Wine			Red			
1908	10	Buick Gray	59664		Buick Gray	59664		Buick Gray			
1908	5,D	Red			Red			Red			
1908	5,D	Ivory White			Royal Blue			Ivory White			
1908	S	French Gray			French Gray			French Gray			
1909	F&G										
1909	DelCar										
1909	10	Buick Gray			Buick Gray			Buick Gray			
1909	6&7										
1909	16&17	Wine			Wine			Wine			
1910	10S&R	Buick Gray			Buick Gray			Buick Gray			
1910	10TT	Ivory White			Blue			Ivory White			
1910	F&G	Red			Red			Red			
1910	16&17	Red			Red			Red			
1910	16&17	Ivory White			Blue			Ivory White			
1910	19	Ivory White			Buick Green			Ivory White			
1911	21	Buick Green			Buick Green			Buick Green			
1911	26	Battleship Gray			Battleship Gray			Battleship Gray			
1911	27&33	Dark Blue			Dark Blue			Ivory White		Black	
1911	32	Buick Red			Buick Red			Buick Red			
1911	38,39	Black			Dark Blue			Battleship Gray		Black	
1911	14										
1911	Mc 7	Gray			Gray, darker mouldings (Special colors available)			Gray			
1911	Mc 8	Red			Red			Red			
1911	Mc 8	Black			Black			Cream			
1911	Mc 17,19,27	Cherry Red			Cherry Red			Cherry Red			
1911	Mc17,19,27	Dark Blue			Dark Blue			Gray			
1911	Mc 26	Dark Blue			Dark Blue			Dark Blue			
1911	Mc 26	Battleship Gray			Battleship Gray			Battleship Gray			
1911	Mc 29	Dark Blue			Dark Blue			Gray			
1911	Mc 29	Cherry Red			Cherry Red						
1912	28, 29	Blue-Black (also hood, fenders)			Gray			Gray			
1912	34	Dark Blue (also hood, fenders)			Gray			Gray			
1912	35	Dark Blue			Dark Blue			Gray			
1912	43	Black-Blue			Black-Blue (nickel plating)			Buick Gray			
1913	24,25	Blue-Black			Maroon			Blue-Black			
1913	all	Blue-Black			Buick Gray			Blue-Black			
1913	30,32	Blue-Black			Blue-Black			Blue-Black			
1913	40	Blue-Black			Buick Gray (nickel plating)			Blue-Black			
1913	Exp.Trk.	Dark Battleship Gray	Black Stripe		Rich Dark Green (Black fender & hood)			Battleship Gray			
1913	Exp.Trk.	Dark Battleship Gray	Black Stripe		Volcanic Red (Black fender & hood)	Black		Battleship Gray			
1913	Pnel Trk.	Dark Battleship Gray	Black Stripe		Rich Dark Green			Battleship Gray			
1913	Pnel Trk.	Dark Battleship Gray	Black Stripe		Dark Green/Dark Red panels			Battleship Gray			
1914	B25,36-38	Blue-Black			Blue-Black			Blue-Black			
1914	B24	Blue-Black			Maroon			Blue-Black			
1914	B24,25	Blue-Black			Gray			Blue-Black			
1914	B36-38	Blue-Black			Buick Gray			Blue-Black			
1914	B55	Blue-Black			Delphit Blue (nickel plating)			Blue-Black			
1914	B55	Blue-Black			Black (nickel plating)			Blue-Black			
1915	C24	Black Ivory			Maroon	Camine		Black			

Year	Model Running Gear		Code	Stripe	Body Color	Code	Stripe	Code	Wheel		Stripe	
	Code	Color							Color	Code	Color	Code
1915	C25,37,55	Black Ivory			Black		None		Black			
1915	C36	Black Ivory			Dark Blue		Light Blue		Black			
1916	D34											
1916	D35											
1916	D44				Delph Blue		White		Green		Gold	
1916	D45				Blue-Black							
1916	D45				Buick Special Green 34871 (Black hood)							
1916	D46											
1916	D47											
1916	D55				Royal Green 62006		Black					
1917	D34,35				Black		None		Black		White	
1917	D34, 35, E49				Buick Gray		Black		White			
					(Black chassis, fenders, mudguards)							
1917	D44											
1917	D45				Buick Special Green 34871							
1917	D46											
1917	D47											
1918	E44											
1918	E45											
1918	E46											
1918	E47											
1918	E49				Buick Gray		Color unknown					
1918	E50											
1919	H49											
1919	H50											
1920	K49											
1920	K50											
1921	21-46,47				Black White							
1921	21-48,49,50				Buick Blue	57068	White					
1921	21-44,45				Brewster Green	51252	Gold					
1921	21-X44,45,49				Premier Gray		Black					

NOTE: Beginning in 1922, all separate "loose" body parts, including fenders, splash pans and aprons, headlight shells, front license bar, gas tank, spare tire carrier, windshiled frame, and on some models, radiator shell were finished in black,

Year	Model Code	Body Color	Code	Stripe	Code	Moulding	Code	Wheel Color
1922	22-34,35,36,37,4SD,X34,35	Black		None				
1922	22-44,45	Brewster Green	51252					
1922	22-46,47	Black						
1922	22-48,49,50	Buick Blue	57068	White				
1922	22-54,55	Maroon		Vermillion/Gold				Vermillion
1922	22-X44,45,49	Premier Gray		Black				
1923	23-34,35,4SD,X34,35	Black		None				
1923	23-36,38	Maroon	31407M	None				
1923	23-27	Jap Blue	6690	None				
1923	23-39	Premier Green		Cream				
1923	23-44,X44	Dark Blue	57068	Gold				
1923	23-45,X45	Black		Gold				
1923	23-48	Maroon	64539M	Vermillion				
1923	23-41,48	Maroon	64539M	Black				
1923	23-49,X49	Buick Blue	57068	White				
1923	23-47,50	Jap Blue		Black				
1923	23-54,55,39	Maroon	31407M	Red/Gold				
1924	24-33,X33	Maroon		Vermillion		Black		
1924	24-34S	Buick Gray		Gold				
1924	24-34,35,X34,35	Black		White				
1924	24-37,44,47,48,49,50,50L,Xmds	Cobalt Blue	81501	Gold		Black		
1924	24-41,45,X41,45	Black		Gold(2)				
1924	24-51,X51	Carmin Lake	72004M	Gold		Black		
1924	24-51A,54,55,54C,X51A,54,54C,55	Sagebrush Green	39816	Orange		Black		Natural
1924	24-54,55,X54,55	Maroon		Gold		Black		

NOTE: Beginning with the 1925 model year, all cars were finished in "Duco" (Nitrocellulose lacquer). Up to this time, body finishes were applied in Japanned color varnish. The 1929 marks the first year in which color options were available on the various models. In prior years, where more than one color was offered on a particular model, it was a result of a color change, or several color changes in mid-season. The customer had no choice of color.

Year	Model Code	Upper Body Color	Code	Lower Body Color	Code	Stripe	Code	Moulding	Wheel Code	Color
1925	25-20.21.25.26,Xport			Brewster Green				Black		
1925	25-24,24A,25,25A,Xport			Brewster Green	41033			Green		
1925	25-24,24A,25,25A,Xport			Black				Black		
1925	25-24S,25S,Xport			Buick Gray				Gold(2)		
1925	25-26S, Xport			Buick Gray				Gold		
1925	25-27,28,40,44,Xport			Cobalt Blue	81580			Ivory		
1925	25-44,44A,45,45A,Xport			Black				Ivory(2)		
1925	25-44,44A,45,45A,Xport			Black				Ivory(2)		
1925	25-44,44A,45,45A,Xport			Cobalt Blue				Ivory(2)		Cobalt Blue
1925	25-27,28,Xport			Cobalt Blue				Gold		Black
1925	25-47,48,49,49A,50,50L,Xport			Limousine Blue	55106			Red		Black
1925	25-49,49A,Xport			Limousine Blue	55106			Red(2)		Limousine Blue
1925	25-51,54C,55,Xport			Sagebrush Green	19816			Orange		Black
1925	25-51,54C,Xport			Buckingham Gray				Red		Black
1925	25-57,Xport			Optional						
1926	26-20,24,25,26,27,28,Xport			Buick Gray	57070			Red		Black
1926	26-20,26,27,28,40,47,Xport			Cobalt Blue	81580			French Gray		Black
1926	26-40,44,45,47,Xport			Buckingham Gray	30400			Red		Black
1926	26-48,50,Xport			Lotus Blue	23150			French Gray		Black
1926	26-51,54,54C,55,Xport			Texas Brown,duotone				Orange		Black
1926	26-54,55,Xport	Ching Blue	30360	Bambalina Blue	58184H			Gold		Black
1927	27-20,26,27,28,Xport			Washington Blue,dk				Gold(2)		Black
1927	27-20,26,27,28,Xport			Wash. Blue,med	6696			Gold(2)		Black
1927	27-24,25,Xport	Patrol Green		Patrol Cream				Patrol Red		Green
1927	27-X25			Washington Blue				Wash.Blue		Wash.Cream
1927	27-26S,29,Xport			Yorkshire Green	2908			Gold(2)		Delaware Grn 58642
1927	27-40,47,48,Xport			Delaware Green	58642			Gold(2)		Black
1927	27-50,58,Xport			Colonail Blue	58630			Cream(2)		Black
1927	27-51,54C,Xport			Paul Revere Green	57194			Orange		Black
1927	27-54,55,Xport	Courier Brown	34093	Courier Cream	34093			Red		DkCour.Brown
1927	27-51,54,54CC (tan top)			Winchester Blue	D11095			Red,Gold(2)		Winch.Gray
										Natural

Year	Model Code	Color		Belt Mid/Inset Panel		Wire Wheels	Wood Wheels	Disc Wheels	
		Upper Body Color	Lower Body Color	Window Reveal	Stripe				
1926	20	1	Black	ParkwayGreen	Black	Cream	Cream	Parkway Green	Parkway Green
	20	2	Black	Parkway Green	Black	Ivory	Imitation Cream	Parkway Green	Parkway Green
	20	3	Black	Atlantic Green	Black	Buick Vermillion	Buick Vermillion	Atlantic Green	Atlantic Green
	20	4	Black	Highway Gray	Black	Buick Vermillion	Buick Vermillion	Highway Gray	Highway Gray
	24	1	Trail Green Dk.	Trail Green	Buick Vermillion	Buick Vermillion	Trail Green	Trail Green	
	24	2	Lawn Green	Cape Smoke	Flemish Red	Pistachio Green	Lawn Green	Lawn Green	
					Maroon w/ Gold				
	24	3		Ocean Blue	Black	Cream	Black	Ocean Blue	
	24	4		Ocean Blue Med.	Black	Cream	Black	Ocean Blue Med.	
	25	1		Talena Brown	Dk. Trail Green	Buick Vermillion	Buick Vermillion	Talena Brown	Talena Brown
	25	2		Trail Green	Dk. Trail Green	Buick Vermillion	Buick Vermillion	Trail Green	Trail Green
	25	3		Ocean Blue	Black	Cream	Black	Ocean Blue	
	25	4		Ocean Blue Med.	Black	Cream	Black	Ocean Blue Med.	
	26	1	Black	Buneos Gray	Black	Cream	Cream	Buneos Gray	Buneos Gray
	26	2	Black	Parkway Green	Black	Ivory Imitation	Cream	Parkway Green	Parkway Green
	26	3	Black	Atlantic Green	Black	Buick Vermillion	Buick Vermillion	Atlantic Green	Atlantic Green
	26-S 1		Avenue Green	Valley Green	Flemish Green	Buick Vermillion	Buick Vermillion	Valley Green	Valley Green
	26-S 2		Black	Bardsley Gray	Black	Buick Vermillion	Buick Vermillion	Bardsley Gray	Bardsley Gray
	27	1	Black	Kalida Green	Black	Apple Green	Cream	Kalida Green	Kalida Green
	27	2	Black	Parkway Green	Black	Cream	Cream	Parkway Green	Parkway Green
	27	3	Black	Parkway Green	Black	Ivory Imitation	Cream	Parkway Green	Parkway Green
	27	4	Black	Atlantic Green	Black	Buick Vermillion	Buick Vermillion	Atlantic Green	Atlantic Green
	27	5	Black	Buneos Gray	Black	Cream	Cream	Buneos Gray	Buneos Gray
	29	1	Black	Harbor Blue	Black	Cream	Cream	Harbor Blue	Harbor Blue
	29	2	Black	Harbor Blue	Black	Ivory	Cream	Harbor Blue	Harbor Blue
	47	1	Black	Ocean Blue	Black	Cream	Cream	Ocean Blue	Ocean Blue
	47	2	Black	Ocean Blue	Black	Ivory	Cream	Ocean Blue	Ocean Blue
	47	3	Black	Ocean Blue Med.	Black	Cream	Cream	Ocean Blue Med.	Ocean Blue Med.
	47	4	Black	Napolean Gray	Black	Apple Green	Cream	Napolean Gray	Napolean Gray
	47	4	Black	Veldt Gray	Black	Cream	Cream	Veldt Gray	Veldt Gray
	47-S 1		Black	Bardsley Gray	Black	Buick Ver. & Cream	Buick Vermillion	Bardsley Gray	Bardsley Gray
	47-S 2		Dk. Prom.Blue	Promenade Blue Lt.Black		Buick Ver. & Gold	Buick Vermillion	Prom. Blue Lt.	Prom. Blue Lt.
	47-S 3		Black	Promenade Blue Lt.Winchester Gray		Buick Red & Gold	Buick Vermillion	Prom. Blue Lt.	Prom. Blue Lt.
	48	1	Black	Ocean Blue	Black	Cream	Cream	Ocean Blue	Ocean Blue
	48	2	Black	Ocean Blue	Black	Ivory	Cream	Ocean Blue	Ocean Blue

Year	Model Code	Comb. Code	Color		Belt Mid/Inset Panel		Wire Wheels	Wood Wheels		Disc Wheels
			Upper Body Color	Lower Body Color	Window Reveal	Stripe		Felioe	Spoke	
1928	48	3	Black	Ocean Blue Med.	Black	Cream	Cream	Ocean Blue Med.	Ocean Blue Med.	
	48	4	Black	Kalida Green	Black	Cream	Black	Kalida Green	Kalida Green	
	50	1	Black	Avenue Green	Black	Buick Red & Gold	Black	Avenue Green	Avenue Green	
	50	2	Black	Harbor Blue	Black	Cream	Cream	Harbor Blue	Harbor Blue	
	51	1	Black	Highway Gray	Black	Buick Red & Gold	Buick Vermillion	Highway Gray	Highway Gray	
	51	2	Black	Boulevard Maroon	Black	Buick Ver. & Gold	Buick Vermillion	Blvd. Maroon	Blvd. Maroon	
	51	3	Mt. Brown Dk.	Mt. Brown Lt.	Flem. Red Maroon with Gold	Cream & Black	Cream	Mt. Brown Lt.	Mt. Brown Lt.	
	51	4	Black	Black	Sport Green	Cream	Sport Green	Sport Green	Black	
	54	1		Horizon Blue	Dk. Trail Green	Buick Red & Gold	Buick Vermillion	Horizon Blue	Horizon Blue	
	54	2		Black	Buick Vermillion	Black	Buick Vermillion	Black	Black	
	54	3	Blvd. Maroon	Blvd. Maroon	Black	Buick Ver. & Gold	Black	Blvd. Maroon	Optional	
	54	4	Blvd. Mar. Med.	Blvd. Maroon Med.	Black	Buick Ver. & Gold	Black	Blvd. Maroon Med.	Blvd. Mar. Med.	
	54-C	1	Mt. Brown Dk.	Mt. Brown Lt.	Flem. Red Maroon with Gold	Cream & Black	Cream	Mt. Brown Lt.	Mt. Brown Lt.	
	54-C	2	Algoma Brown	Crater Smoke	Algoma Brown	Buick Ver. & Cream	Buick Vermillion	Crater Smoke	Crater Smoke	
	55	1		Horizon Blue	Dr. Trail Green	Buick Red & Gold	Buick Vermillion	Horizon Blue	Horizon Blue	
	55	2	Blvd. Maroon	Blvd. Maroon	Black	Buick Ver. & Gold	Black	Blvd. Maroon	Optional	
	55	3	Blvd. Mar. Med.	Blvd. Maroon Med.	Black	Buick Ver. & Gold	Black	Blvd. Maroon Med.	Blvd. Mar. Med.	
	55	4	Falmouth Gray	Cape Cod Gray	Cape Cod Gray	Buick Vermillion	Buick Vermillion	Falmouth Gray	Cape Cod Gray	
	58	1	Black	Blvd. Maroon	Black	Buick Ver. & Gold	Buick Vermillion	Blvd. Maroon	Blvd. Maroon	
	58	2	Black	Blvd. Maroon Med.	Black	Buick Ver. & Gold	Buick Vermillion	Blvd. Maroon Med.	Blvd. Mar. Med.	
	58	3	Black	Black	Flem. Red w/Gold	Cream	Blarrits Red	Black	Black	

Year	Model Code	Comb. Code	Color		Belt Mid/Inset Panel		Wire Wheels	Wood Wheels		Disc Wheels
			Upper Body Color	Lower Body Color	Window Reveal	Stripe		Felioe	Spoke	
1929	20	1	Tunis Gray	Pharo Gray	Coronado Tan	Gold	Black	Gold	Black	Pharo Gray
	20	2	Black	Cynosure Blue	Argent Cream	Gold	Cream	Gold	Black	Cynosure Blue
	20	3	Scaraba Green	Scaraba Green	Larch Green	Gold	Larch Grn.	Larch Grn.	Black	Scaraba Green
	20	4	Black	Hanover Gray	Black	Gold	Black	Gold	Black	Hanover Gray
	20	5	Black	Scaraba Green	Larch Green	Gold	Larch Grn.	Larch Grn.	Black	Scaraba Green
	25	1	Alken Gray	Cannes Gray	Moulding Black	Buick Vermillion	Buick Ver.	Buick Ver.	Black	Cannes Gray
	25	2	Tunis Gray	Cameron Heath	Moulding Black	Orange Double Dp.	Orange	Orange	Black	Cameron Heath
	25	3	Black	Cynosure Blue	Argent Cream	Gold	Cream	Cream	Black	Cynosure Blue
	26	1	Scaraba Green	Scaraba Green	Larch Green	Gold	Larch Green	Larch Grn.	Black	Scaraba Green
	26	2	Tunis Gray	Pharo Gray	Coronado Tan	Gold	Black	Gold	Black	Pharo Gray
	26	3	Black	Cynosure Blue	Argent Cream	Gold	Cream	Gold	Black	Cynosure Blue
	26-S	1	Gypsy Green	Argent Cream	Coronado Tan	Gold	Buick Ver.	Gold	Black	Argent Cream
	26-S	2	Maruette Gray	Marquette Gray	Buick Vermillion	Gold	Buick Ver.	Gold	Black	Marquette Gray
	26-S	3	Black	Dynamic Red	Argent Cream	Gold	Cream	Gold	Black	Dynamic Red
	26-S	4	Premier Blue	Manet Blue	Premier Blue	Buick Vermillion	Buick Ver.	Buick Ver.	Black	Manet Blue
	27	1	Black	Cynosure Blue	Argent Cream	Gold	Cream	Gold	Black	Cynosure Blue
	27	2	Scaraba Green	Scaraba Green	Larch Green	Gold	Larch Green	Larch Grn.	Black	Scaraba Green
	27	3	Tunis Gray	Pharo Gray	Coronado Tan	Gold	Black	Gold	Black	Pharo Gray
	27	4	Black	Hanover Gray	Black	Gold	Black	Gold	Black	Hanover Gray
	41	1	Black	Boise Green	Argent Cream	Gold	Black	Gold	Black	Boise Green
	41	2	Black	Alken Gray	Merano Gray	Gold	Cream	Gold	Black	Alken Gray
	41	3	Storm Brown	Caprice Beige	Coronado Tan	Gold	Cream	Gold	Black	Caprice Beige
	41	4	Black	Asheville Green	Black	Gold	Black	Gold	Black	Asheville Green
	41	5	Black	Black	Corondo Tan	Gold	Coron. Tan	Gold	Black	Black
	44	1	Chermonte Cr.	Chem. Cream	Emerald Green	None	Black Em.	Green	Black	Chem. Cream
	44	2	Black	Black Moulding	Black	Gold	Gold	Gold	Black	Gold
	44	3	Arrette Red	Arrette Red	Moulding Black	Gold	Black	Gold	Black	Arrette Red
	44	4	Antibes Blue	Antibes Blue	Moulding Gold	Black	Gold	Gold	Black	Antibes Blue
	44	5	Chavennes Grn.	Chavennes Green	Moulding Cream	Black	Cream	Gold	Black	Chavennes Gr.
	46	1	Black	Alken Gray	Merado Gray	Gold	Cream	Gold	Black	Alken Gray
	46	2	Storm Brown	Caprice Beige	Coronado Tan	Gold	Cream	Gold	Black	Caprice Beige
	46	3	Black	Boise Green	Argent Cream	Gold	Black	Gold	Black	Boise Green
	46-S	1	Black	Bloomfield Green	Argent Cream	Cream	Cream	Cream	Black	Bloomfield Grn.
	46-S	2	Black	Blvd. Maroon	Fes Red	Gold	Fes Red	Gold	Black	Blvd. Maroon
	46-S	3	Rappslo Brown	Deauville Beige	Camps Green	Gold	Larch Green	Gold	Black	Deauville Beige
	46-S	4	Cairo Green	Cotman Gray	Taiganne Green	Gold	Taiganne Grn.	Gold	Black	Cotman Gray
	47	1	Storm Brown	Caprice Beige	Coronado Tan	Gold	Cream	Gold	Black	Caprice Beige
	47	2	Black	Boise Green	Argent Cream	Gold	Black	Gold	Black	Boise Green
	47	3	Black	Alken Gray	Merano Gray	Gold	Black	Gold	Black	Alken Gray
	47	4	Black	Asheville Green	Black	Gold	Black	Gold	Black	Asheville Green
	47	5	Black	Black	Coronado Tan	Gold	Coronado Tn	Gold	Black	Black
	48	1	Black	Black	Sport Green	Gold	Sport Green	Gold	Black	Sport Green
	48	2	Black	Blvd. Maroon	Fes. Red	Gold	Fes. Red	Gold	Black	Blvd. Maroon
	48	3	Black	Pinehurst Green	Black	Gold	Black	Gold	Black	Pinehurst Green

Year	Model Code	Comb. Code	Color		Belt Mid/Inset Panel		Wire Wheels	Wood Wheels		Disc Wheels
			Upper Body Color	Lower Body Color	Window Reveal	Stripe		Felcie	Spoke	
1929	49	1	Black	Premier Blue	Moulding Cream	Black	Cream	Cream	Black	Premier Blue
	49	2	Black	Cairo Green	Mld. Lt. Green	Gold	Black	Lt. Green	Black	CairoGreen
	49	3	Alken Gray	Cape Cod Gray	Moulding Black	Buick Vermillion	Buick Ver.	Buick Ver.	Black	Cape Cod Gray
	50	1	Black	Classic Blue	Venetian Blue	Cream	Black	Cream	Black	Classic Blue
	50	2	Black	Cairo Green	Cairo Gray	Cream	Cairo Gray	Cream	Black	Cairo Green
	50	3	Amazon Brown	Sahara Gray	Coronado Tan	Gold	Coronado Tan	Gold	Black	Sahara Grey
	50	4	Black	Sahara Gray	Coronado Tan	Gold	Coronado Tan	Gold	Black	Sahara Gray
	50	5	Black	Pinehurst Green	Black	Gold	Black	Gold	Black	Pinehurst Green
	50-L	1	Black	Classic Blue	Venetian Blue	Cream	Black	Cream	Black	Classic Blue
	50-L	2	Black	Cairo Green	Cairo Gray	Cream	Cairo Gray	Cream	Black	Cairo Green
	50-L	3	Amazon Brown	Sahara Gray	Coronado Tan	Gold	Coronado Tan	Gold	Black	Sahara Gray
	50-L	4	Black	Sahara Gray	Coronado Tan	Gold	Coronado Tan	Gold	Black	Sahara Gray
	50-L	5	Black	Pinehurst Green	Black	Gold	Black	Gold	Black	Pinehurst Green
	51	1	Boise Green	Ledo Green	Buick Vermillion	Gold	Buick Ver.	Gold	Black	Ledo Green
	51	2	Storm Brown	Nomad Tan	Taiganne Green	Gold	Taiganne Grn	Gold	Black	Nomad Tan
	51	3	Delmonte Blue	Dk. Delmonte Blue	Dk. Monterey Blue	Gold	Monterey Blue	Gold	Black	Def. Blue Lt.
	51	4	Black	Black	Black	Sport Green	Sport Green	Sport Grn	Black	Sport Green
	54	1	Cairo Green	Distingue Blue	None	None	Cream	Cream	Black	Distingue Blue
	54	2	Storm Brown	Nomad Tan	None	None	Buick Ver.	Buick Ver.	Black	Nomad Tan
	54	3	Black	Dynamic Red	None	None	Cream	Gold	Black	Dynmic Red
	55	1	Boise Green	Ledo Green	Moulding Cream	None	Buick Ver.	Cream	Black	edo Green
	55	2	Black V	Velasquez Silver	Buick Vermillion	None	Buick Ver.	Buick Ver.	Black	Velasquez Silver
	55	3	Valley Green	Argent Green	Moulding Black	Cream	Buick Ver.	Buick Ver.	Black	Argent Cream
	57	1	Black	Cairo Green	Cairo Gray	Cream	Cairo Gray	Cream	Black	Cairo Green
	57	2	Amazon Brown	Sahara Gray	Coronado Tan	Gold	Coronado Tan	Gold	Black	Sahara Dray
	57	3	Black	Classic Blue	Venetian Blue	Cream	Black	Cream	Black	Classic Blue
	57	4	Black	Sahara Gray	Coronado Tan	Gold	Coronado Tan	Gold	Black	Sahara Gray
	57	5	Amazon Brown	Baroque Gray	Amazon Brown	Gold	Black	Gold	Black	Baroque Gray
	58	1	Amazon Brown	Sahara Gray	Coronado Tan	Gold	Coronado Tan	Gold	Black	Sahara Gray
	58	2	Black	Classic Blue	Venetian Blue	Cream	Black	Cream	Black	Classic Blue
	58	3	Black	Baroque Gray	Black	Gold	Black	Gold	Black	Baroque Gray

Year	Model Code	Comb. Code	Color		Belt Mid/Inset Panel		Wire Wheels	Wood Wheels	Body	Disc Wheels	
			Upper Body Color	Lower Body Color	Window Reveal	Stripe				Rim	
1930	30	1	Black	Pioneer Green	Black	Cream	Cream	Pioneer Green			
	30	2	Pioneer Green	Pioneer Green	Black	Cream	Cream	Pioneer Green			Pioneer Green
	30	3		Cossack Brown							
	30	4	Black	Sedgwick Green	Black						
	30	5	Jefferson Blue	Larchmont Blue	Jefferson Blue						
	34	1	Tan (canvas)	Santiago Tn	Phoenix Brown	Cream	DD Orange	Natural			Santiago Tan
	34	2	Tan (canvas)	Santiago Tan	Phoenix Brown	Orange	Orange	Natural			
	34	3		Arrete Red							
	35	1	Gray (canvas)	Chermonte Crm	Premier Green	Cream	Larch Green	Chermonte Grn			Chermonte Grn
	35	2	Gray (canvas)	Cairo Green	Black	Cream	Cream	Cairo Green			Cairo Green
	36	1	Sahara Gray	Sahara Gray	Amazon Brown	Cream	Cream	Sahara Gray			
	36	2	Sahara Gray	Sahara Gray	Amazon Brown	Cream	Cream	Sahara Gray			Sahara Gray
	36	3		Premier Blue							
	36	4		Sahara Green							
	36S	1	Czarina Beige	Verdun Beige		Cream	Cream	Czarina Beige			
	36S	2	Verdun Beige	Verdun Beige	Czarina Beige	Cream	DD Orange	Natural			Czarina Beige
	36S	3	Verdun Beige	Verdun Beige	Amazon Brown	DD Orange					
	36S	4	Black	Dynamic Red	Black						
	36S	5	Black	Dynamic Red	Clark Cream						
	37	1	Dp Traverse Blue	Traverse Blue	Dp Traverse Blue	Cream	Cream	Traverse Blue			
	37	2	Traverse Blue	Traverse Blue	Dp Traverse Blue	Cream	Cream	Traverse Blue			Traverse Blue
	37	3		Dp Traverse Blue							
	37	4	English Grey	English Grey	Green Grey						
	37	5	Reseda Green	Plaza Green	Reseda Green						
	40	1	LaTorquet Grn	Canyon Tan	LaTorquet Green	Cream	Cream	LaTorquet Grn	Canyon Tan		Black
	40	2	Black	Kremlin Blue	Black	Cream	Cream	Kremlin Blue	Kremlin Blue		Black
	40	3	Black	Traverse Blue	Black	Cream	Cream	Traverse Blue	Traverse Blue		Black
	44	1		Vermillion Gray	St. Cloud Blue	Cream	St. Cloud Bl	Natural			St.Cloud Blue
	44	2 & 2A		Meritone Tan	Bld. Maroon	Buick Vermillion	Artic Red	Natural			Meritone Tan
	44	3		Black	Premier Green	Cream	SagamoreGrn	Natural			Black
	44	4 & 4A		Normandy Bl.	Normandy Gray	Cream	Normandy Gr	Lt. Natural			Normandy Blue
	45	1		Cameron Heath	Tartan Green	Cream	Cream	Tartan Green			Cameron Heath
	45	2		Venetian Blue	Argent Cream	Canterbury Blue	Argent Cream	Tarv. Blue Dp			Venetian Blue
	45	3		Black	Cairo Gray	Cream	Cairo Gray	Natural			Black
	46	1		Maine Blue	Traverse Blue Dp.	Cream	Cairo Gray	Natural			Black
	46	2		Gleneagles Green	Black	Cream	Cream	Gleneagles Crn.			Gleneagles Grn.
	46	3		Traverse Blue Dp.	Black	Cream	Cream	Trav. Blue Dp.			Trav.Blue Dp

Year Code	Model Code	Color Comb. Code	Upper Body Color	Lower Body Color	Belt Mid/Inset Panel Window Reveal	Stripe	Wire Wheels	Wood Wheels	Disc Wheels	
									Body	Rim
1930	46-S 1			Premier Green	Cairo Gray	Cream	Cream	Natural	Premier Green	Black
	46-S 2 & 2A			Normandy Blue	Normandy Gray	Cream	Normandy Gray Lt.	Natural	Normandy Blue	Black
	46-S 3			Black	Coronado Tan	Cream	Coronado Tan	Natural	Black	Coron.Tan
	46-S 4 & 4A			Bar Harbor Tan	Sport Green	Cream	Sagamore Grn	Natural	Bar Harbor Tan	Sport Grn
	46-S 5 & 5A			Bar Harbor Tan	Topas Tan	Cream	Coronado Tan	Natural	Bar Harbor Tan	Topas Tan
	46-S 6			Black	Black	Cream	Cream	Natural	Black	Black
	46-S 7 & 7A			Standish Green	Coronado Tan	Cream	Coronado Tan	Natural	Stn. Green	Coro. Tan
	46-S 8 & 8A			Bar Harbor Tan	Standish Green	Cream	Coronado Tan	Natural	Bar Harbor Tan	Stan. Green
	47 1	Sorrento Green		Sorrento Green	Black	Cream	Cream	Sorrento Grn. Dp.	Sorrento Grm.	Black
	47 2	Black		Traverse Blue Dp.	Black	Cream	Cream	Traverse Blue Dp.	Traverse Blue Dp.	TravBlue Dp
	47 3	Pere Brown		Chateau Brown	Pere Brown	Cream	Cream	Pere Brown	Chateau Brown	Pere Brown
	47 4	Fleur-de-Lis Brn		Sierra Tan	Fleur-de-Lis Brn	Cream	Cream	Fleur-de-Lis Br.	Sierra Tan	Fleur-de-Lis
	57 1	Black		Premier Blue	Black	Cream	Cream	Traverse Blue Dp.	Premier Blue	Black
	57 2	Black		Black	LaTorquet Green	Cream	Cream	Black Varnish	Black	Black
	57 3	Connaught Brn		Connaught Brown	Wilshire Brown	Cream	Cream	Connat. Br. Dk.	Connat Br.	Black
	57 4	Black		Black	LaTorquet Green	Cream	Cream	Black	Varnish Black	Black
	58 1	Black		Dynosure Blue	Black	Cream	Cream	Delmts. Bl. Dp.	Dynosure Blue	Black
	58 2	Black		Black	LaTorquet Green	Cream	Cream	Black Varnish	Black	Black
	58 3	Black		Alexandria Green	Black	Cream	Cream	Alexandria Grn.	Alexandria Grm.	Black
	58 4	Black		Black	LaTorquet Grn. Lt.	Cream	Cream	Black Varnish	Black	Black
	60 1	Black		Black	Black	Cream	Black	Black Varnish	Black	Black
	60 2	Mt. Brown Lt.		Rosewood	Mt. Brown Lt.	DD Orange	Rosewood	Rosewood	Rosewood	Mt.Brown Lt
	60 3	Black		Etolle Blue	Black	Cream	Black	Etolle Blue	Etolle Blue	Black
	61 1 & 1A	LaTorquet Grn		LaTorque Green	LaTorquet Gray	Cream	LaTorquet Gray Lt.	LaTorquet Gray	LaTorquet Grm.	Black
	61 2	Black		Black	Black	Buick Ver.	Arrete Red	Black Varnish	Black	Black
	61 3 & 3A	Matfair Gray		Mayfair Gray	Mayfair Gray Lt.	Buick Ver.	Mentone Maroon	Mayfair Gray	Mayfair Gray	Mayfair Gry Lt
	61 4 & 4A	Mentone Tan		Mentone Tan	Bld. Mroon	Buick Ver.	Mentone Maroon	Bld. Maroon	Mentone Tan	Black
	61 5	Bld. Maroon		Bld. Maroon	Black	Buick Ver.	Black	Black Varnish	Bld. Maroon	Bld. Maroon
	61 6	Black		Black	Black	Cream	Cream	Black	Varnish Black	Black
	64 1			Toga Maroon	Black	Buick Ver.	Artic Red	Natural	Toga Maroon	Black
	64 2 & 2A			Premier Green	Bar Harbor Tan	Cream	Coronado Tan	Natural	Bar Harbor Tan	Premier Green
	64 3 & 3A			El Paso Tan	Bld. Maroon	Buick Ver.	Artic Red	Natural	El Paso Tan	Black
	64-C 1 & 1A			Mentone Brown	Bld. Maroon	Buick Ver.	Mentone Maroon	Natural	Mentone Brown	Black
	64-C 2			Black	Sagamore Green	Cream	Sagamore Green	Natural	Black	Sagamore Grm
	64-C 3 & 3A			Newport Green	Cairo Green	DD Orange	DD Orange	Natural	Newport Grm.	Cairo Green
	64-C 4			Black	St. Cloud Blue	Cor. Tan	St. Cloud Blue	Natural	Black	St. Cloud Blue
	68 1	Black		Regalle Maroon	Black	Buick Ver.	Black	Black Varnish	Reg. Maroon	Black
	68 2	Black		Black	Black	Cream	Cream	Black Varnish	Black	Black
	68 3	LaTorquet Grn		LaTorquet Green	Ltorquet Gray	Cream	LaTorquet Gray Lt.	LaTorquet Gray	LaTorquet Grm.	Black
	69 1			LaTorquet Grn	Black	Cream	Black	LaTorquet Green	LaTorquet Grm.	Black
	69 2			Regalle Maroon	Black	Buick Ver.	Black	Black Varnish	Regalie Maroon	Black
1931	50	201 Black		Hanover Blue	Black	Cream	Cream	Black Varnish	Hanover Blue	Black
	50	202 Black		Chatham Beige	Black	Cream	Cream	Black Varnish	Chatham Beige	Black
	54	1		Lorenzo Blue	Lorenzo Blue Dp.	Cream	Cream	Natural	Lorenzo Blue	Lorenzo Gray
	54	2		Venetian Yellow	Black	Vermillion	Black Enamel	Natural	Black	Black
	55	10		Pinehurst Blue	Pinehurst Blue Dp.	Cream	Cream	Natural	Pinehurst Bl.	Pine. Bl. Dp.
	55	11		Longchamps Grn	Longchamps Grn. Dp.	Cream	Cream	Natural	Long. Grm.	Long Grn. Dp.
	56	203		Cavendish Green	Black	Cream	Black Enamel	Black Varnish	Cavendish Grm.	Black
	56-C	237 Nassau Tan		Nassau Tan	Regalis Maroon	Gold	Regalis Maroon	Natural	Nassau Tan	Regalis Maroon
	56-S	204		Sport Tan	Black	Buick Ver.	Artic Red	Natural	Sport Tan	Black
	56-S	205		Lorenzo Blue	Lorenzo Gray	Cream	Lorenzo Gray	Natural	Lorenzo Blue	Lorenzo Gray
	57	206 Black		Capital Maroon	Black	Gold	Black Enamel	Black Varnish	Capital Maroon	Black
	57	207 Black		Etolle Blue	Black	Cream	Cream	Black Varnish	Etolle Blue	Black
	57	223 Embassy Beige		Embassy Brown	DD Orange	DD Orange	DD Orange	Black	Embassy Beige	Embassy Brn
	64	20		Coronado Tan	Cream	Coronado Tan	Coronado Tan	Natural	Nomad Tan	Wilshire Brown
	64	21		Regalis Maroon	Black	Buick Ver.	Black Enamel	Natural	Regalis Maroon	Black
	65	30		Nomad Tan	Wilshire Brown	DD Orange	Coronado Tan	Natural	Regalis Maroon	Black
	65	31		Highway Gray	Rhapsody Green	Cream	Highway Gray	Natural	Highway Gray	Rhapsody Grm
	66	208		Etolle Blue	Black	Cream	Black Enamel	Black Varnish	Etolle Blue	Black
	66	209		Regalis Maroon	Black	Buick Ver.	Black Enamel	Natural	Regalis Maroon	Black
	66	210		Aristo Gray	Aristo Green	AristoGnLt	Aristo Gr. Lt.	Natural	Aristo Gray	Aristo Green
	66	230 Romany Red		Romany Red	Black	Gold	Black	Natural	Romany Red	Black
	66	231 Tarragon Brown		Tarragon Brown	Tarragon Brn Dp.	White	Tarragon Brn.	Natural	Tarragon Brn.	TarragonBrnDp
	67	211 Black		Black	Black	Buick Ver.	Black	Black	Black	Black
	67	212 Black		Verda Gray	Cairo Green	Cream	Verda Gray	Black	Verda Gray	Cairo Green
	67	213 Black		Valescure Tan	Valescure Brn.	Cream	Black	Black	Valescure Tan	Valescure Brn.
	86	214 Black		Bld. Maroon	Black	Gold	Black	Black	Bld. Maroon	Black
	86	215 Black		Gramercy Blue	Black	Buick Ver.	Black	Black	Gramercy Blue	Black
	87	200 Black		Black	Black	Cream	Black	Black	Black	Black
	87	216 Black		Gleneagles Green	Algonquin Grm. Dp	Cream	Black	Black	Gleneagles Grm.	Algonquin GrnDp
	90	217 Black		Black	Black	White	Black	Black	Black	Black
	90	218 Black		Cavendish Grm.	Black	Cream	Black	Black	Cavendish Grm.	Black
	90	219 Black		Classic Blue	Black	Cream	Black	Black	Classic Blue	Black
	90-L	217 Black		Black	Black	White	Black	Black	Black	Black
	91	220 Black		Chancellor Blue	Black	White	Black	Black	Chancellor Blue	Black

Year	Model Code	Color		Belt Mid/Inset Panel Window Reveal	Stripe	Wire Wheels	Wood Wheels	Disc Wheels		
		Comb. Code	Upper Body Color					Lower Body Color	Body	Rim
91	221	Black		Madrid Maroon	Black	Gold	Black	Black	Madrid Maroon	Black
94	40			Black	Black	White	Black	Natural	Black	Black
95	41			Everglades Blue	Normandy Gray	Cream	Normandy	Natural	Everglades Blue	Black
95	51			Algonquin Green	Algonquin GrmDp	Cream	Black	Algonquin GrmDp	Algonquin Grm.	Algon.GrDp
96	223	Black		Black	Black	Gold	Black	Black	Black	Black
96	224	Black		Connaught Brn.	Capitol Maroon	Buick Ver.	Black	Black	Connaught Brn.	Capitol Mar.
96	225	Black		Etolle Blue	Monticaus Blue	Cream	Black	Black	Etolle Blue	Monticaus Bl.
96-C	233	Martinque Bl.Lt.		Martinque Bl.Lt.	Martinique Bl.Dp.	Gold	Coronado Tan	Natural	Martinique Bl. Lt.	Martini. Bl.Dk.
96-C	236	Black		Black	Black	Silver	Black	Natural	Black	Black
96-S	226			Black	Mentone Tan	DD Orange	Black	Natural	Black	Mentone Tan
96-S	227			Pearth Green	Pearth Grm Med	Cream	Pearth Green	Natural	Pearth Grm.	PearthGrmMd
96-S	228			Embassy Beige	Embassey Beige	DD Orange	DD Orange	Natural	Embassy Beige	Embassy Br.

Year	Model Code	Standard on Model Number	Body Color	Moulding and Window Inset Color	Convertible Door Saddles	Stripe	Wire Wheels	Convertible Wire Wheels	Wood Wheels
1932	250	55	Riviera Green Lt.	Riviera Green Dk.		Riviera Cream	Riviera Cream		Rivier Green Dk.
	251	65	Monterey Tan Lt.	Monterey Tan Dk.		Monterey Green	Monterey Green		Monterey Tan Dk.
	252	95	Maxfield Blue	Maxfield Blue Dk.		Silver Gray	Black		Maxfield Blue Dk.
	253	95	Imperial Black	Imperial Black		Riviera Cream	Monterey Tan Lt.		Black
						Buick Vermillion			
	254	55	Cadet Gray	Metal Gray		Buick Vermillion	Buick Vermillion		Metal Gray
	255	65	Guardsman Blue	Commodore Blue		Silver Gray	Commodore Blue		Commodore Blue
	276	56,57	Guardsman Blue	Imperial Black	Riviera Cream	Riviera Cream		Riviera Cream	Black
	277	90,90-L,96	Imperial Black	Imperial Black	Riviera Cream	Riviera Cream	Black	Riviera Cream	Black
						Buick Vermillion			
	278	56C	Tunisia Green Lt.	Tunisia Green Dk.	Pistache Grn	White	Black	Pistache Green	Tunisia Green Dk.
						Pistache Green			
	279	56S	Grenadier Maroon	Imperial Black	Arrete Red	Gold	Black	Arrete Red	Black
						Buick Vermillion			
	280	57S	Imperial Black	Imperial Black	Buick Ver.	Buick Vermillion	Black	Buick Vermillion	Black
	281	58C	Trouville Beige	Polo Brown	Burnt Orange	Riviera Cream	DD Orange	Burnt Orange	Polo Brown
						Burnt Orange			
	282	58,66	Averill Green	Imperial Black	Riviera Cream	Riviera Cream	Black	Riviera Cream	Averill Green
	283	66S	Cadet Gray	Scout Gray	Buick Ver.	Buick Vermillion	Buick Vermillion	Buick Vermillion	Cadet Gray
	284	66C	Prince Blue Lt.	Imperial Black	Riviera Cream	Riviera Cream	Riviera Cream	Riviera Cream	Black
						Canterbury Blue Lt.			
	285	67	Commodore Blue	Imperial Black	Riviera Cream	Riviera Cream	Black	Riviera Cream	Commodore Blue
	286	68	King George Mar.	Imperial Black	Arrete Red	Gold	Black	Arrete Red	Black
						Buick Vermillion			
	287	68C	Hawaiian Tan	Barbary Brown	Riviera Cream	Riviera Cream	Hawaiian Tan	Riviera Cream	Barbary Brown
						Burnt Orange			
	288	86	Imperial Black	Imperial Black	Crescendo Grn	White	Black	Crescendo Green	Black
	289	87	Empire Green	Imperial Black	Riviera Cream	Riviera Cream	Gypsy Brown Lt.	Burnt Orange	Gypsy Brown Dk.
						Burnt Orange			
	291	96	Senator Blue	Imperial Black		Riviera Cream	Black		Senator Blue
						Buick Vermillion			
	292	96C	Pacific Blue	Pacific Blue Dk.	Riviera Cream	Riviera Cream	Riviera Cream	Riviera Cream	Pacific Blue Dk.
						Buick Vermillion			
	293	96S	St. Regis Green	St. Regis Grn Dk.	Riviera Cream	Riviera Cream	Riviera Cream	Riviera Cream	St. Regois Green
						Buick Vermillion			
	294	98	Maxfield Blue	Maxfield Bl.Dk.	CanterburyBl.Lt	Gold	Black	Canterbury Bl.Lt	Maxfield Blue Dk.
	295	97	Senator Blue	Imperial Black	Canterbury Bl.Lt	Riviera Cream	Black	Canterbury Blue Lt.	Senator Blue
						Canterbury Blue Lt.			
	296	57S,96	Polo Brown	Trouville Beige		Riviera Cream	Riviera Cream		Polo Brown
						Dark Brown			
	297	67	Riviera Green Dk.	Averill Green	Riviera Cream	Riviera Cream	Riviera Cream	Riviera Cream	Riviera Green Dk.
	298	87	El Paso Tan Lt.	Symphony Brn	Burnt Orange	Riviera Cream	Doulb Dp. Ornge	Burnt Orange	Symphony Brown
						Burnt Orange			
	299	98	Cadet Gray	Metal Gray	Karback Green	Tokio Ivory	Kamack Green	Karnack Green	Cadet Gray
	300	68	King George Mar.	King George Mar. Dk.		Gold	Black		Black
						Buick Vermillion			
	301	66C,91	Prince Blue Lt.	Prince Blue Dk.	Moonspray	Moonspray Lt.	Moonspray	Moonspray	Prince Blue Dk.
	302	56S	Grenadier Maroon	Grenadier Maroon Dk.		Gold	Black		Black
						Buick Vermillion			
	303	58,66	Averill Green	Averill Green Dk.		Riviera Cream	Black		Averill Green
	304	98	Maxfield Blue	Maxfield Blue Dk.	Argent	Silver Gray	Aluminum Bronze	Aluminum Bronze	Maxfield Blue Dk.
	305		Bld. Maroon	Bld. Maroon		Gold	Black		Bld. Maroon
						Buick Vermillion			
	306	58C	Cadet Gray	Scout Gray	Arrete Red	Buick Vermillion	Arrete Red	Arrete Red	Cadet Gray
	307	68C	Tryon Blue	Tryon Blue	Paulette Blue	Tokio Ivory	Paulette Blue	Paulette Blue	Tryon Blue
	308	98	St. Regis Green	St. Regis Green	Inverness Grn	Tokio Ivory	Inverness Green	Inverness Green	Inverness Green
	309	96C	Verona Gray	Santa Rosa Gray	Santa Rosa Gr.	Tokio Ivory	Santa Rosa Gray	Santa Rosa Gray	Santa Rosa Gray

NOTE: From 1925 to early 1932 production, all lower sheet metal (including splash pans, gas tank covers and fenders) were painted black. for late 1932 models, sheet metal was painted belt moulding color. There are exceptions, be careful. Some 1932 model 56S bodies painted combination 302 were placed on chassis having black fenders and sheet metal. The fender well of combination 254, 296 and 306 is Trouville Beige.

Year	Color Comb. Code	Model Standard	Number Optional	Upper Body Color	Lower Body Color	Belt Moulding	Door Saddle	Stripe	Wire Wheels	Steel Wheels Wood Wheels	Sheet Metal Wheels
1933	315		56,57,58,67,68,86,87,90,90L 91,96,97	Black	Black			Med. Cream	Black, Cream Buick Ver.	Black, Med. Cream	Black
	316	56,57	90,90L	Black	Navarre Green			Med Cream	Black Cream	Navarre Cream Med. Cream	Black
	317			Black	Royale Blue			Med. Cream	Black Cream	Royale Blue Black Med. Cream	Black
	318	91	56S,57,68,86S, 87,96,97	Cortez Green, Dk.	Cortez Green			Med. Cream	Black Canvas Green	Cortez GrnDk Med. Cream	Cortez GrnDk
	319	68,86S	56S,86,96,91	Waldorf Maroon	Waldorf Maroon			Gold Bronze	Arrete Red Black	Waldorf Maroon, Black Gold Bronze	Waldorf Maroon
	320		86,86C,86S,87 90,90L,91,96 97	Navarre Green	Navarre Green			Med. Cream	Black Cream	Navarre Green Black	Navarre Green
	321		58,66S,67,86 87,97,90,90L	Rockfort Brown, Dk.	Rockfort Brown, Dk.			Tokio Ivory	Med. Cream Cream Black	Med. Cream Rockfort Brown, Dk. Black Tokio Ivory	Rockfort Brown, Dk.
	322	66S	58	Astoria Gray, Dk.	Astoria Gray			Med. Cream	Cream Black	Astoria Gray, Dk. Black Med. Cream	Astoria Gray, Dk.
	323		57,91	Biarritz Blue, Dk.	Biarritz Blue			Tokio Ivory	Black Tokio Ivory	Biarritz Blue, Dk. Black Tokio Ivory Cortez Green	Biarritz Blue, Dk.
1933	324	56C		Lyons Green	Lyons Green	Cortex Green	Tokio Ivory	Tokio Ivory Black	Tokio Ivory Black	Cortez Green	Cortez Green
	325	66C		Basque Gray	Basque Gray	Basque Gray Dark		Silver	Tokio Ivory Buick Ver. Black	Basque Gray, Black Aluminum	Basque Gray, Dark
	326	86C		Seville Beige	Seville Beige	Sealing Wax Red		Sealing Wax Red	Sealing Wax Red	Seville Beige Black Sealing Wax Red	Seville Beige
	327	68C		Madrid Maroon	Madrid Maroon			Buick Vermillion	Black Buick Ver.	Arrete Red Black Buick Vermillion	Madrid Maroon
	328	88C		Pyrenees Blue	Pyrenees Blue		Pyrenees Blue, Lt.	White Black	Tokio Ivory Black	Pyrenees Blue Black, White Black	Pyrenees Blue
	329		56C,66C,58C, 86C,88C	Black	Black		Buick Vermillion	Buick Vermillion	Black Black	Buick Ver. Black	Black
	330		56C,66C,68C, 86C,88C	Black	Black		Buick Spt Green	Buick Sport Green	Black Sport Green	Sport Green Black	Black
	331		56S,86S,91	Vizcay Brown	Vizcay Gray			Med Cream	Tokio Ivory Black	Vizcay Brown Black	Vizcay Brown
	332	86,87	66S,67,68,86S	Ritz Blue	Ritz Blue			Med. Cream	Black Cream	Medium Cream Ritz Blue Black Med. Cream	Ritz Blue
	333	56S		Biarritz Blue, Med.	Biarritz Blue			Tokio Ivory	Tokio Ivory Black	Med. Cream Blue, Med. Black Med. Cream	Biarritz Blue, Med.
	334	96,97,90,90L		Royale Blue	Royale Blue			Med. Cream	Black Cream	Royale Blue Black Med. Cream	Royale Blue
	335			Black	Plaza Green			Green	Plaza Green Green Black	Plaza Green Black Green	Black
	336			Plaza Green	Plaza Green			Green	Plaza Green Green Black	Plaza Green Black Green	Plaza Green
	337			Biarritz Blue,Dk.	Biarritz Blue, Dk.			Copper	Black Copper Stripe Black	Biarritz Bl. Dk Black Copper Stripe	Biarritz Blue, Dk.
	338			Cadet Gray	Cadet Gray			Tokio Ivory	Tokio Ivory Black	Cadet Gray Black Tokio Ivory	Cadet Gray
	339			Glyndon Grn	Glyndon Green			Argent	Argent Black	Argent Black	Glyndon Green

Year	Color Comb. Code	Model Number Standard	Model Number Optional	Upper Body Color	Lower Body Color	Belt Moulding	Door Saddle	Stripe	Wire Wheels	Steel Wheels Wood Wheels	Sheet Metal Wheels
1933	340			Buckner Brn	Buckner Brn			Tokio Ivory	Buckner Brn. Tokio Ivory Black	Buckner Brn. Tokio Ivory	Buckner Brn. Tokio Ivory
	341			Calamer Beige	Calamer Beige			Sealing Wax Red	Sealing Wax Red Black	Calamer Bge Black	Calamer Beige
	342			Dorado Blue	Dorado Blue			Tokio Ivory	Dorado Blue Tokio Ivory Black	Dorado Blue Black	Dorado Blue
	343			Rochfort Brn	Rochfort Brown			Med. Cream	Rochfort Brn. Med. Cream Cream Black	Rochfort Brn. Black	Rochfort Brn. Med. Cream

Year	Color Comb. Code	Standard On Model Number	Body Color (Upper, Lower & Sheet Metal)	Stripe	Moulding	Wheels	Wire Wheels	Steel
1934	350	90,90L,96C,97, 98,98C, 56C, 66C,68C	Black		Medium Cream		Black Medium Cream Cream	Black Medium Cream
	351	57	Empire Blue	Empire Blue Light	Black		Empire Blue Empire Blue Lt	Empire Blue Empire Blue Light
	352	57	Century Blue	Empire Blue Light	Century Blue Dk		Century Blue Empire Blue Lt	Century Blue Empire Blue Lt
	353	68	St.Regis Green	St.Regis Green	St. Regis Green Lt		St.Regis Green St.Regis Green Lt	St. Regis Green St. Regis Green Lt
	354	66S,91	Berkley Green	Berkley Green Lt.	Berkley Grn Med.		Berkley Grn Med. Berkley Green Lt.	Berkley Grn Med. Berkley Green Lt.
	355	61	Westchester Gray	Westchester Gry Lt.	Westchester Gry Med.		Westchester Gry Med. Westchester Gray Lt.	Westchester Gry M Westchester Gry Lt
	356	56S	Malolo Tan	Malolo Tan Light	Malolo Tan Med.		Malolo Tan Med. Malolo Tan Lt.	Malolo Tan Med. Malolo Tan Med.
	357	58,68C,96S	Ambassador Mar.	Ambassador Mar.Lt.	Black		Black Ambassador Maroon Lt. Arrete Red	Ambassador Mar. Ambassador MarLt
	358	56C	Deauville Blue	Deauville Blue Lt.	Deauville Blue Dk.		Deauville Blue Lt. Deauville Blue Dk	Deauville Blue Deauville Blue Dk
	359	66C	Moritz Green	Moritz Green Light	Berkley Green		Moritz Green Light Berkley Green	Moritz Green Berkley Green
	360	98C	Pago Brown	Malolo Tan Light	Pago Brown Dk.		Malolo Tan Lt. Pago Brown Dk.	Mortiz Green Light Pago Brown
	361	96C	Bellevue Beige	Bellevue Beige Lt	Bellevue Beige Dk.		Bellevue Beige Lt. Bellevue Beige Dk.	Pago Brown Dk. Malolo Tan Light Bellevue Beige Bellevue Beige Dk. Bellevue Beige Lt.
	362	56	Black	Ambassador Mar Lt.	Ambassador Maroon		Black Ambassador Maroon Lt.	Black Ambassador Mar Lt.
	363	56C	Bayard Blue	Tile Blue	Ispahan Blue		Tile Blue Ispahan Blue	Bayard Blue Ispahan Blue Tile Blue
	400	41,46, 46S,47,48	Black	Med. Cream	Black			Black
	401	41	Crillion Blue	Baryta Yellow	Crillion Blue			Crillion Blue
	402	46	Empire Blue	State Blue Light	Empire Blue			Empire Blue
	403	46S	Montague Green	Montague Green Lt.	Montague Green			Montague Green
	404	47	Ambassador Maroon	Carteret Red Lt.	Ambassador Maroon			Montague Green Lt Ambassador Maroon
	405	48	Nassau Tan	Med. Cream	Nassau Tan			Carteret Red Light Nassau Tan Med. Cream
	406		Garnet Maroon	Chessylite Scarlet	Black			Chessylite Scarlet
	407		Freedom Blue	Baryta Yellow	Freedom Blue			Freedom Blue
	408	41	Westchester Gray	Westchester Gray Lt.	Westchester Gray			Baryla Yellow Westchester Gray Westchester Gray Lt.

Year	Color Comb. Code	Standard On Model Number	Body Color (Upper, Lower & Sheet Metal)	Stripe	Belt & Sill Moulding	Wheels
1935	350	56,67,90,90L,98	Black	Med. Cream	Black	Black/Cream/Med. Cream
	351	57,97	Empire Blue	State Blue Light	Empire Blue	Empire Blue/State Blue Light
	353		St.Regis Green	St.Regis Green Light	St.Regis Green Dark	St.Regis Green/St.Regis Green Lt
	357		Ambassador Maroon	Regatta Red	Ambassador Maroon	Ambassador Maroon/Regatta Red
	361	56C	Bellevue Beige	Bellevue Beige Light	Bellevue Beige Dark	Bellevue Beige/Bellevue Beige Lt Bellevue Beige/Bellevue Beige Dk
	364	56C	Madrid Maroon	Carteret Red	Madrid Maroon	Madrid Maroon/Black Carteret Red
	365	58,96S	Douglas Green	Killarney Green	Navarre Green/Douglas Green	Douglas Green/Killarney Green Douglas Green/Black Navarre Green/Killarney Green
	365	58,96S	Pony Brown	Taffy Tan	Pony Brown Dark/Pony Brown	Pony Brown/Pony Brown Dark Taffy Tan
	367	66S,91,96C	Raleigh Blue	Robins Egg Blue	Raleigh Blue Dark/Raleigh Blue	Raleigh Blue/Robins Egg Blue Raleigh Blue Dark
1935	368	61	Arlington Gray	Wawasee Green	Arlington Gry Dk/Arlington Gray	Arlington Gray/Wawasee Green Arlington Gray Dark
	369	56S,68C	Runnymede Green	Kilarney Green	Lizard Green/Runnymede Grn	Runnymede Green/Lizard Green Kilarney Green
	400	46	Black	Medium Cream	Black	Black/Medium Cream
	401	41	Crillion Blue	Baryla Yellow	Crillion Blue	Crillion Blue/Baryla Yellow
	402	47	Empire Blue	State Blue	Empire Blue	Empire Blue/State Blue
	403	46S	Montague Green	Montague Green Light	Montague Green	Montague Grn/Montague Grn Lt
	404		Ambassador Maroon	Cartet Red	Ambassador Maroon	Ambassador Maroon/Carteret Red
	405	48	Nassau Tan	Medium Cream	Nassau Tan	Nassau Tan/Medium Cream
	406		Garnet Maroon	Chessylite Scarlet	Black Garnet	Maroon/Chessylite Scarlet
	407		Freedom Blue	Baryta Yellow	Freedom Blue	Freedom Blue/Baryta Yellow
	409		Madrid Maroon	Carteret Red	Madrid Maroon	Madrid Maroon/Carteret Red
	410	48	Douglas Green	Apple Green	Douglas Green	Douglas Green/Apple Green
	411	46S	Pony Brown	Taffy Tan	Pony Brown	Pony Brown/Taffy Tan
	412		Raleigh Blue	Robins Egg Blue	Raleigh Blue	Raleigh Blue/Robins Egg Blue
	413		Arlington Gray	Nassau Orange	Arlington Gray	Arlington Gray/Nassau Orange
	414	46C	Runnymede Green	Baryta Yellow	Runnymede Green	Runnymede Green/Baryta Yellow
	415		Bellevue Beige	Bellevue Green	Bellevue Beige	Bellevue Beige/Bellevue Green
	416		St.Regis Green	St.Regis Green Light	St. Regis Green	St.Regis Green/St. Regis Green Lt

Year	Color Comb. Code	Standard On Series	Body Color	Stripe	Convertible Door Saddle	Artillery Wheels	Steel Wheels
1936	370	80-90	Black	Chrome Plated	Medium Cream	Medium Cream	Medium Cream
	371	80-90	Muskateer Blue	Chrome Plated/Steel Blue	State Blue/Satan Red	Satan Red	Satan Red/State Blue
	372	80-90	Chateau Green	Chrome Plated	Ski Green	Ski Green	Ski Green
	373	80-90	Ballue Brown	Chrome Plated	Francis Cream	Ballue Brn/Francis Crm	Ballue Brn/Med. Cream
	374	80-90	Francis Cream	Chrome Plated	Emerald Green	Francis Crm/Emerald Grn	Medium Cream
	375	80-90	ModerneGray Met.	Chrome Plated	Chessylite Blue Metallic	Chessylite Blue	ModerneGry/Chessylite Bl
	377	80-90	Casino Beige	Chrome Plated	Aurora Red	Casino Beige/Aurora Red	Aurora Re/Casino Blue
	378	80-90	Trouville Blue	Chrome Plated	Tile Blue	Tile Blue	Trouville Blue/Med. Cream
	379	80-90	Cardinal Maroon	Chrome Plated	Carteret Red	Card. Maroon/Cartenet Red	Card. Red/Card. Maroon
	380	80-90	Touraine Green	Chrome Plated	Oriental Green	Touraine Grn/Oriental Grn	Oriental Grn/Touraine Grn
	381	80-90	Cascade Blue Met.	Chrome	Cascade Blue Metallic	Cascade Blue/Ivory	Cascade Blue/Ivory
	382	80-90	PhantomGray Met.	Chrome	Phantom Gray Metallic	Phantom Gry/Pim. Scarlet	Phantom Gry/Pim.Scar.
	420	40-60	Black	Ski Green	Ski Green	Black/Ski Green	Black/Ski Green
	421	40-60	Muskateer Blue	Carteret Red	Carteret Red	Muskateer Blue/Cart. Red	Muskateer Blue/Carteret Red
	422	40-60	Chateau Green	Med. Cream	Med. Cream	Chateau Green/Med. Cream	Chateau Green/Med. Cream
	423	40-60	Ballue Brown	Francis Cream	Francis Cream	Ballue Brn/Francis Cream	Ballue Brown/Francis Cream
	424	40-60	Francis Cream	Emerald Green	Emerald Green	Francis Crm/Emerald Grn	Francis Crm/Emerald Grn
	425	40-60	ModerneGray Met.	Pimpernel Scarlet	Pimpernel Scarlet	Pimpernel Scarlet	Pimpernel Scarlet
	427	40-60	Casino Beige	Aurora Red	Aurora Red	Casino Beige/Aurora Red	Aurora Red/Casino Beige
	428	40-60	Trouville Blue	Med. Cream	Med. Cream	Trouville Blue/Med. Cream	Trouville Blue/Med. Cream
	429	40-60	Cardinal Maroon	Carteret Red	Carteret Red	Card. Maroon/Carteret Red	Carteret Red/Card. Maroon
	430	40-60	Touraine Green	Oriental Green	Oriental Green	Touraine Grn/Oriental Grn	Oriental Grn/Touraine Grn
	431	40-60	Cascade Blue Met.	Ivory	Casade Blue Metallic	Cascade Blue/Ivory	Cascade Blue/Ivory
	432	40-60	PhantomGray Met.	Pimpernel Scarlet Chrome	Phantom Gray Metallic	Phan. Gray/Pim. Scarlet	Phant. Gray/Pim.Scarlet

Year	Color Comb. Code	Upper Body Color	Lower Body Color	Wheels Color	Wheels Stripe
1937	500	Imperial Black	Same	Black	Roi Grey
	501	Chancellor Blue	Same	Chancellor Blue	Roi Grey
	502	Coronary Blue Same Coronary Green	Roi Gray		
	503	Sandringham Maroon	Same	Sandringham Maroon	Roi Gray
	504	Sudan Blue	Same	Sudan Blue	Roi Gray
	505	Wellington Grey	Same	Wellington Grey	Pimpernel Scarlet
	506	Windsor Grey	Same	(Opt.) Carteret Red Windsor Grey	Pimpernel Scarlet
	507	Ottawa Blue	Same	(Opt.) Carteret Red Ottawa Blue	Roi Grey
	508	Samarra Beige	Same	Samarra Beige	Pimpernel Scarlet
	509	Bengal Brown	Same	(Opt.) Carteret Red Bengal Brown	Pimpernel Scarlet
	510	Hampton Grey	Same	(Opt.) Carteret Red Hampton Grey	Carteret Red
	511	Balmoral Green	Same	Balmoral Green	Medium Cream
512	Hampton Grey	Same	Hampton Grey	Carteret Red	
1938	515	Rembrandt Black	Same	Black	Silver
				(Opt.) Dante Red	Silver
	516	Gainsborough Blue	Same	Gainsborough Blue	Silver
	517	Van Gogh Green	Same	(Opt.) Dante Red Van Gogh Green	Silver
				(Opt.) Sevenjay Green	Silver (Outer) Yellow (Center)
	518	Titian Maroon	Same	Titian Maroon	Silver
	519	Botticelli Blue	Same	(Opt.) Dante Red Botticelli Blue	Silver
				(Opt.) Dane Red	Silver
				(Opt.) Vincennes Red Cream	
	520	Whistler Gray	Same	Whistler Gray	Carteret Red
	521	Homer Gray	Same	(Opt.) Dante Red Stanhope Blue	Silver
	522	Corot Beige	Same	Bugatti Red	Silver
	523	Van Dyck Brown	Same	Van Dyck Brown	Silver
			(Opt.) Ormond Tan	Cream	
524	Raphael Green	Same	(Opt.) Vincennes Red Sevenjay Green	Cream Silver (Outer) Yellow (Center)	
525	Cezanne Beige	Same	Cezanne Beige	Silver	
			(Opt.) Bugatti Red	Silver	
1939	530	Carlsbad Black	Same	Carlsbad Black	Silver
	531	Rainier Blue Dark	Same	Rainier Blue	Cream
	532	Verde Green Dark	Same	Verde Green	Cream
	533	Zion Maroon	Same	Zion Maroon	Gold Bronze
	534	Glacier Blue Light	Same	Glacier Blue	Silver
	535	Acadia Grey Dark	Same	Acadia Grey	White
	536	Yosemite Grey Light	Same	Yosemite Grey	White
	537	Teton Brown	Same	Teton Brown	Gold Bronze
	538	Sequoia Cream	Same	Sequoia Cream	Black
	539	Bryce Beige	Same	Bryce Beige	Cream
540	Lassen Green	Same	Lassen Green	Cream	
1940	541	Carlsbad Black	Same	Carlsbad Black	Silver
				(Opt.) Dante Red	Silver
	542	Rainier Blue Dark Same Rainier Blue	Cream		
				(Opt.) Dante Red	Silver
	543	Verde Green Dark	Same	Verde Green	Cream
	544	Royal Maroon	Same	Royal Maroon	Silver
	545	Bandelier Blue	Same	Bandelier Blue	Silver
				(Opt.) Dante Red	Silver
	546	Acadia Grey Dark	Same	Acadia Grey	White
				(Opt.) Dante Red	Silver
	547	Yosemite Grey Light	Same	Yosemite Grey	White
				(Opt.) Stanhope Blue	Silver
548	Aztec Brown	Same	Vincennes Red	Cream	
549	Sequoia Cream	Same	Sequoia Cream	Black	
550	Moore's Green	Same	Moore's Green	Cream	
551	Silver	French Grey	Monterey Blue	Silver	
552	Ludington Green	English Green	Ludington Green	Cream	

Year	Color Comb. Code	Upper Body Color	Lower Body Color	Wheels Color	Wheels Stripe
1940	553	Catalina Grey	Same	Catalina Grey	Red
	554	Permanent Red	Same	Permanent Red	Silver
	555	Alameda Grey	Nottingham Grey	Alameda Grey	Red
	556	Casino Beige	Same	Casino Beige	Red
	557	English Green	Same	English Green (Opt.) Ludington Green	Cream Cream
1941	560	Carlsbad Black	Same	Carlsbad Black (Opt.) Dante Red	Silver Silver
	561	Rainier Blue	Same	Rainier Blue (Opt.) Dante Red	Cream Silver
	562	Verde Green	Same	Verde Green	Cream
	563	Royal Maroon	Same	Royal Maroon	Silver
	564	Monterey Blue	Same	Monterey Blue (Opt.) Dante Red	Silver Silver
	565	Lancaster Grey	Same	Lancaster Grey (Opt.) Dante Red	White Silver
	566	Chenanga Grey	Same	Chenanga Grey	Silver
	567	Touquet Beige	Same	Touquet Beige (Opt.) Dante Red	Red Silver
	568	Sienna Rust	Same	Sienna Rust (Opt.) Prairie Tan	Silver Cream
	569	Ridge Green	Same	Ridge Green (Opt.) Chenanga Green	Cream Green
	570	Ludington Green	Same	Ludington Green (Opt.) English Green	Cream Cream
	571	English Green	Same	English Green (Opt.) Ludington Green	Cream Cream
	572	Silver	French Grey	Lancaster Gray (Opt.) Dante Red	White Silver
	573	Chennanga Grey	Ridge Green	Ridge Green (Opt.) Chenanga Grey	Cream Cream
	574	Pearl Grey	Carlsbad Black	Carlsbad Black (Opt.) Dante Red	Silver Silver
	575	Ludington Green	English Green	Ludington Green	Cream
	576	Pearl Grey	Monterey Blue	Monterey Blue (Opt.) Dante Red	Silver Silver
	577	Permanent Red	Same	Permanent Red	Silver
	578	Titian Maroon	Same	Titian Maroon	Silver
	579	Mermaid Green	Mermaid Green	Ludington Green	Cream
	580	Mermaid Green	Same	Mermaid Green (Opt.) Ludington Green	Cream Cream
	581	Cedar Green	Same	Cedar Green (Opt.) Ludington Green	Cream Cream
	582	Nightshade Blue	Yakima Grey	Nightshade Blue (Opt.) Yakima Grey	Silver White
	583	Nightshade Blue	Same	Nightshade Blue (Opt.) Yakima Grey	Silver White
	584	Yakima Grey	Same	Yakima Grey (Opt.) Nightshade Blue	White Silver
	585	Yakima Grey	Nightshade Blue	Nightshade Blue (Opt.) Yakima Grey	Silver White
	1942	01	Carlsbad Black	Same	Carlsbad Black (Opt.) Dante Red
02		Rainier Blue	Same	Rainier Blue (Opt.) Dante Red	Cream Silver
03		Nightshade Blue	Same	Nightshade Blue (Opt.) Yakima Grey	French White French White
04		Honolulu Blue	Same	Honolulu Blue (Opt.) Dante Red	French White French White
05		Verde Green	Same	Verde Green	French White
06		Salt Lake Green	Same	Salt Lake Green	French White
07		Ludington Green	Same	Ludington Green (Opt.) English Green	French White French White
08		English Green	Same	English Green (Opt.) Ludington Green	French White French White
09		Ridge Green	Same	Ridge Green (Opt.) Ludington Green	Cream French White
09		Ridge Green	Same	Ridge Green (Opt.) Charanga Gray	Cream Cream

Year	Color Comb. Code	Upper Body Color	Lower Body Color	Wheels Color	Wheels Stripe	
1942	10	Yakima Gray	Same	Yakima Gray	French White	
	11	Lancaster Grey	Same	(Opt.) Nightshade Blue Lancaster Grey	French White White	
	12	Folkstone Grey	Same	(Opt.) Dante Red Folkstone Grey	Silver Vermillion	
	13	Chenanga Grey	Same	(Opt.) Dante Red Chenanga Grey	Silver Cream	
	14	Royal Maroon	Same	(Opt.) Dante Red Royal Maroon	Silver French White	
	15	Sequoia Grey	Same	Sequoia Grey	Vermillion	
	16	Permanent Red	Same	Premanent Red	Silver	
	17	Dusty Gray	Same	Dusty Grey	French White	
	18	River Mist Grey	Same	River Mist Grey	French White	
	19	Silver	French Grey	(Opt.) Dante Red Lancaster Grey	French White White	
	20	Chenanga Grey	Ridge Green	(Opt.) Dante Red Ridge Green	Silver Cream	
	21	Pearl Gray	Carlsbad Black	(Opt.) Chenanga Grey Carlsbad Black	Cream Silver	
	22	Ludington Green	Englsih Green	(Opt.) Dante Red Ludington Green	Silver French White	
	23	Pearl Grey	Honolulu Blue	Honolulu Blue	French White	
	24	Nightshade Blue	Yakima Grey	(Opt.) Dante Red Nightshade Blue	French White French White	
	25	Yakima Grey	Nightshade Blue	(Opt.) Yakima Grey Nightshade Blue	French White French White	
	26	Sequoia Grey	Yakima Grey	Yakima Grey	White	
	27	River Mist Grey	Dusty Grey	(Opt.) Dante Red River Mist Grey	Silver French White	
	28	Dusty Gray	River Mist Grey	(Opt.) Dante Red Dusty Grey	French White French White	
	1946	01	Carlsbad Black	Same	Carlsbad Black	French White
		02	Nightshade Blue	Same	(Opt.) Dante Red Nightshade Blue	French White French White
		03	Canterbury Blue	Same	Canterbury Blue	French White
		04	Verde Green	Same	Verde Green	French White
		05	Sherwood Green	Same	Sherwood Green	French White
		06	Brunswick Green	Same	Brunswick Green	French White
		07	Royal Maroon	Same	Royal Maroon	Silver
		08	Dusty Grey	Same	Dusty Grey	French White
		09	River Mist Grey	Same	(Opt.) Dante Red River Mist Grey	French White French White
10		River Mist Grey	Dusty Grey	(Opt.) Dante Red River Mist Grey	French White French White	
11		Brunswick Green	Sherwood Green	(Opt.) Dante Red Brunswick Green	French White French White	
13		Lehigh Grey	Same	Lehigh Grey	French Grey	
14		Sequoia Cream	Same	(Opt.) Dante Red Sequoia Cream	French Grey Black	
1947		01	Carlsbad Black	Same	Carlsbad Black	French White
	02	Nightshade Blue	Same	(Opt.) Dante Red Nightshade Blue	French White French White	
	03	Canterbury Blue	Same	Canterbury Blue	French White	
	04	Verde Green	Same	Verde Green	French White	
	05	Sherwood Green	Same	Sherwood Green	French White	
	06	Brunswick Green	Same	Brunswick Green	French White	
	07	Royal Maroon	Same	Royal Maroon	Silver	
	08	Dusty Grey	Same	Dusty Grey	French White	
	09	River Mist Grey	Same	(Opt.) Dante Red River Mist Grey	French White French White	
	10	River Mist Grey	Dusty Grey	(Opt.) Dante Red River Mist Grey	French White French White	
	11	Brunswick Green	Sherwood Green	(Opt.) Dante Red Brunswick Green	French White French White	
	13	Lehigh Grey	Same	Lehigh Grey	French White	
	14	Sequoia Cream	Same	(Opt.) Dante Red Sequoia Cream	French White Black	

Year	Color Comb. Code	Upper Body Color	Lower Body Color	Wheels Color	Wheels Stripe
1947	15	Seine Blue	Same	Seine Blue	French White
	16	Lehigh Grey	Dusty Grey	Lehigh Grey (Opt.) Dante Red	French White
	17	Calvert Blue	Same	Calvert Blue	French White
1948	04	Verde Green	Same	Verde Green	French White
	14	Sequoia Cream	Same	Sequoia Cream	Black
	17	Calvert Blue	Same	Calvert Blue	French White
	18	Regency Blue	Same	Regency Blue	French White
	22	Allendale Green	Axtec Green	Aztec Green	French White
	23	Nickel Grey	Same	Nickel Grey	French White
	24	Honolulu Blue	Same	Honolulu Blue	French White
	25	Aztec Green	Same	Aztec Green	French White
	26	Allendale Green	Same	Allendale Green	French White
	28	Cumulus Grey	Cumulus Grey	Cumulus Grey	French White
	29	Nickel Grey	Cumulus Grey	Cumulus Grey	French White
	30	Royal Maroon	Same	Royal Maroon	Silver
31	Carlsbad Black	Same	Carlsbad Black	French White	
1949	01	Carlsbad Black	Same	Carlsbad Black (Opt.) Dante Red	French White
	02	Bahama Blue	Same	Bahama Blue (Opt.) Dante Red	French White
	03	Sunmist Grey	Same	Sunmist Grey (Opt.) Dante Red	French White
	04	Verde Green	Same	Verde Green (Opt.) Dante Red	French White
	05	Elan Blue	Same	Elan Blue (Opt.) Dante Red	French White
	07	Sequoia Cream	Same	Sequoia Cream (Opt.) Dante Red	Black
	08	Cumulus Grey	Same	Cumulus Grey (Opt.) Dante Red	French White
	09	Regency Blue	Same	Regency Blue (Opt.) Dante Red	French White
	10	Allendale Green	Same	Allendale Green (Opt.) Dante Red	French White
	11	Gala Green	Same	Gala Green (Opt.) Dante Red	French White
	12	Royal Maroon	Same	Royal Maroon (Opt.) Dante Red	French White
	13	Citrus Green	Same	Citrus Green (Opt.) Dante Red	French White
	14	Old Ivory	Same	Old Ivory (Opt.) Dante Red	Black
	15	Calvert Blue	Same	Calvert Blue (Opt.) Dante Red	French White
	16	Mariner Blue	Same	Mariner Blue (Opt.) Dante Red	French White
	17	Nickle Grey	Same	Nickle Grey (Opt.) Dante Red	French White
	20	Sand Grey	Citrus Green	Citrus Green (Opt.) Dante Red	French White
	21	Sand Grey	Mariner Blue	Mariner Blue (Opt.) Dante Red	French White
	22	Sand Grey	Calvert Blue	Calvert Blue (Opt.) Dante Red	French White
	23	Sand Grey	Carlsbad Black	Carlsbad Black (Opt.) Dante Red	French White
	24	Sand Grey	Regency Blue	Regency Blue (Opt.) Dante Red	French White
	25	Sand Grey	Sunmist Grey	Sunmist Grey (Opt.) Dante Red	French White
	26	Sand Grey	Verde Green	Verde Green (Opt.) Dante Red	French White
	28	Sand Grey	Allendale Green	Allendale Green (Opt.) Dante Red	French White
	29	Sand Grey	Nickle Grey	Nickle Grey (Opt.) Dante Red	French White

Year	Color Comb. Code	Upper Body Color	Lower Body Color	Wheels Color	Wheels Stripe
1950	01	Carlsbad Black	Same	Carlsbad Black	French White
	02	Cumberland Grey	Same	(Opt.) Dante Red Cumberland Grey	French White
	03	Verde Green	Same	(Opt.) Dante Red Verde Green	French White
	04	Imperial Blue	Same	(Opt.) Dante Red Imperial Blue	French White
	05	Sunmist Grey	Same	(Opt.) Dante Red Sunmist Grey	French White
	06	Allendale Green	Same	(Opt.) Dante Red Allendale Green	French White
	07	Royal Maroon	Same	(Opt.) Dante Red Royal Maroon	Silver
	08	Cirrus Green	Same	(Opt.) Dante Red Cirrus Green	French White
	09	Old Ivory	Same	(Opt.) Dante Red Old Ivory	Black
	10	Olympic Blue	Same	(Opt.) Dante Red Olympic Blue	French White
	11	Verde Green	Cirrus Green	(Opt.) Dante Red Cirrus Green	French White
	12	Imperial Blue	Olympic Blue	(Opt.) Dante Red Olympic Blue	French White
	13	Sunmist Grey	Cumberland Grey	(Opt.) Dante Red Cumberland Grey	French White
	14	Geneva Green	Same	(Opt.) Dante Red Geneva Green	French White
	15	Cumberland Gray	Same	(Opt.) Dante Red Cumberland Gray	French White
	16	Sunmist Grey	Cumberland Grey	(Opt.) Dante Red Cumberland Grey	French White
	17	Niagara Green	Same	(Opt.) Dante Red Niagara Green	French White
	18	Calvin Grey	Same	(Opt.) Dante Red Calvin Grey	French White
	19	Barton Grey	Same	(Opt.) Dante Red Barton Grey	French White
	20	Meredith Green	Same	(Opt.) Dante Red Meredith Green	French White
	21	Verde Green	Niagara Green	(Opt.) Dante Red Niagara Green	French White
	22	Carlsbad Black	Calvin Grey	(Opt.) Dante Red Calvin Grey	French White
	23	Imperial Blue	Barton Grey	(Opt.) Dante Red Barton Grey	French White
	24	Cloudmist Grey	Same	(Opt.) Dante Red Cloudmist Grey	French White
	25	Kashmir Green	Same	(Opt.) Dante Red Kashmir Green	French White
1951	01	Carlsbad Black	Same	Carlsbad Black	French White
	02	Verde Green	Same	(Opt.) Dante Red Verde Green	French White
	03	Imperial Blue	Same	(Opt.) Dante Red Imperial Blue	French White
	04	Geneva Green	Same	(Opt.) Dante Red Geneva Green	French White
	05	Barton Grey	Same	(Opt.) Dante Red Barton Grey	French White
	06	Olympic Blue	Same	(Opt.) Dante Red Olympic Blue	French White
	07	Victoria Maroon	Same	(Opt.) Dante Red Victoria Maroon	Silver
	08	Sharon Green	Same	(Opt.) Dante Red Sharon Green	French White
	09	Cloudmist Grey	Same	(Opt.) Dante Red Cloudmist Grey	French White
	10	Old Ivory	Same	(Opt.) Dante Red Old Ivory	Black
	11	Sky Grey	Verde Green	(Opt.) Dante Red Verde Green	French White

Year	Color Comb. Code	Upper Body Color	Lower Body Color	Wheels Color	Wheels Stripe	
1951	12	Sky Grey	Olympic Blue	Olympic Blue (Opt.) Dante Red	French White French White	
	13	Sky Grey	Victoria Maroon	Victoria Maroon	Silver	
	14	Sky Grey	Sharon Green	Sharon Green (Opt.) Dante Red	French White French White	
	15	Sky Grey	Cloudmist Grey	Cloudmist Grey (Opt.) Dante Red	French White French White	
	16	Imperial Blue	Barton Grey	Barton Grey (Opt.) Dante Red	French White French White	
	17	Sky Grey	Same	Sky Grey (Opt.) Dante Red	French White French White	
	18	Cloudmist Grey	Sky Grey	Sky Grey (Opt.) Dante Red	French White French White	
	19	Calumet Green	Same	Calumet Green (Opt.) Dante Red	French White French White	
	20	Sky Grey	Calumet Green	Calumet Green (Opt.) Dante Red	French White French White	
	21	Venetian Blue	Same	Venetian Blue (Opt.) Dante Red	French White French White	
	22	Sky Grey	Venetian Blue	Venetian Blue (Opt.) Dante Red	French White French White	
	23	Gelena Blue	Same	Gelena Blue (Opt.) Dante Red	French White French White	
	24	Sky Grey	Gelena Blue	Gelena Blue (Opt.) Dante Red	French White French White	
	25	Imperial Blue	Gelena Blue	Gelena Blue (Opt.) Dante Red	French White French White	
	26	Glenn Green	Same	Glenn Green (Opt.) Dante Red	French White French White	
	28	Calumet Green	Glenn Green	Glenn Green (Opt.) Dante Red	French White French White	
	1952	01	Carlsbad Black	Same	Carlsbad Black (Opt.) Apache Red	French White French White
		02	Verde Green	Same	Verde Green (Opt.) Apache Red	French White French White
		03	Imperial Blue	Same	Imperial Blue (Opt.) Apache Red	French White French White
		04	Barton Grey	Same	Barton Grey (Opt.) Apache Red	French White French White
		05	Victoria Maroon	Same	Victoria Maroon	Silver
		06	Seamist Grey	Same	Seamist Grey (Opt.) Apache Red	French White French White
		07	Sky Grey	Same	Sky Grey (Opt.) Apache Red	French White French White
		08	Terrace Green	Same	Terrace Green	French White
		09	Venetian Blue	Same	Venetian Blue (Opt.) Apache Red	French White French White
		10	Surf Blue	Same	Surf Blue (Opt.) Apache Red	French White French White
		11	Glenn Green	Same	Glenn Green (Opt.) Apache Red	French White French White
		12	Sequoia Cream	Same	Sequoia Cream (Opt.) Apache Red	Black French White
13		Apache Red	Same	Apache Red (Opt.) Apache Red	French White French White	
14		Sky Grey	Verde Green	Verde Green (Opt.) Apache Red	French White French White	
15		Sky Grey	Victoria Maroon	Victoria Maroon	Silver	
16		Sky Grey	Seamist Grey	Seamist Grey (Opt.) Apache Red	French White French White	
17		Imperial Blue	Barton Grey	Barton Grey (Opt.) Apache Red	French White French White	
18		Seamist Grey	Sky Grey	Sky Grey (Opt.) Apache Red	French White French White	
19		Sky Grey	Terrace Green	Terrace Green (Opt.) Apache Red	French White French White	
20		Sky Grey	Venetian Blue	Venetian Blue (Opt.) Apache Red	French White French White	
21		Sky Grey	Surf Blue	Surf Blue (Opt.) Apache Red	French White French White	

Year	Color Comb. Code	Upper Body Color	Lower Body Color	Wheels Color	Wheels Stripe	
1952	22	Imperial Blue	Surf Blue	Surf Blue	French White	
	23	Terrace Green	Glenn Green	(Opt.) Apache Red Glenn Green	French White	
	24	Carlsbad Black	Sequoia Cream	(Opt.) Apache Red Carlsbad Black	French White	
	25	Carlsbad Black	Apache Red	(Opt.) Apache Red Apache Red	French White	
	28	Nassau Blue	Same	(Opt.) Black Carlsbad Black	French White	
	29	Golden Sand	Same	(Opt.) Apache Red Golden Sand		
	30	Coronet Copper	Same	(Opt.) Apache Red Carlsbad Black		
	31	Glacier Green	Same	(Opt.) Apache Red Carlsbad Black		
	32	Peacock Green	Same	(Opt.) Apache Red Carlsbad Black		
	33	Aztec Gold	Same	(Opt.) Apache Red Carlsbad Black		
	34	Beach White	Nassau Blue	(Opt.) Apache Red Carlsbad Black		
	35	Beach White	Golden Sand	(Opt.) Apache Red Golden Sand		
	36	Beach White	Coronet Copper	Same	Carlsbad Black	
	37	Beach White	Glacier Green	(Opt.) Apache Red Same	Carlsbad Black	
	38	Beach White	Peacock Green	(Opt.) Apache Red Same	Carlsbad Black	
	39	Verde Green	Aztec Gold	(Opt.) Apache Red Same	Carlsbad Black	
	40	Golden Sand	Same	(Opt.) Apache Red Same	Carlsbad Black	
	41	Beach White	Golden Sand	(Opt.) Apache Red Same	Carlsbad Black	
	42	Teal Blue	Same	(Opt.) Apache Red Teal Blue	French White	
	43	Beach White	Same	(Opt.) Apache Red Beach White	French White Black Dulux	
	44	Beach White	Teal Blue	(Opt.) Apache Red Teal Blue	French White	
	45	Seamist Grey	Beach White	(Opt.) Apache Red Beach White	French White	
				(Opt.) Apache Red	French White	
	1953	51	Carlsbad Black	Same	(Opt.) Apache Red Carlsbad Black	French White
		52	Verde Green	Same	(Opt.) Apache Red Verde Green	French White
		53	Imperial Blue	Same	(Opt.) Apache Red Imperial Blue	French White
		54	Jordan Grey	Same	(Opt.) Apache Red Jordan Grey	French White
		55	Victoria Maroon	Same	(Opt.) Apache Red Victoria Maroon Silver	Black
		56	Seamist Grey	Same	(Opt.) Apache Red Seamist Grey	Black
		57	Shell Grey	Same	(Opt.) Apache Red Shell Grey	French White
		58	Terrace Green	Same	(Opt.) Apache Red Terrace Green	Black
		59	Tyler Blue	Same	(Opt.) Apache Red Tyler Blue	French White
		60	Ridge Green	Same	(Opt.) Apache Red Ridge Green	French White
		61	Osage Cream	Same	(Opt.) Apache Red Osage Cream	French White
62		Matador Red	Same	(Opt.) Apache Red Matador Red	French White	
63		Shell Grey	Verde Green	(Opt.) Apache Red Verde Green	French White	
64		Shell Grey	Victoria Maroon	(Opt.) Apache Red Victoria Maroon	French White	
				Silver		

Year	Color Comb. Code	Upper Body Color	Lower Body Color	Wheels Color	Wheels Stripe
1953	65	Shell Grey	Seamist Grey	Seamist Grey (Opt.) Matador Red	French White French White
	66	Imperial Blue	Jordan Grey	Jordan Grey (Opt.) Matador Red	Black French White
	67	Seamist Grey	Shell Grey	Shell Grey (Opt.) Matador Red	Black French White
	68	Ridge Green	Terrace Green	Terrace Green (Opt.) Matador Red	French White French White
	69	Shell Grey	Tyler Blue	Tyler Blue (Opt.) Matador Red	French White French White
	70	Terrace Green	Ridge Green	Ridge Green (Opt.) Matador Red	French White French White
	71	Verde Green	Osage Cream	Black (Opt.) Matador Red	French White French White
	72	Carlsbad Black	Matador Red	Matador Red (Opt.) Black	French White French White
	74	Majestic White	Same	Majestic White (Opt.) Matador Red	Black French White
	76	Seamist Grey	Majestic White	Majestic White (Opt.) Matador Red	Black French White
	77	Reef Blue	Same	Carlsbad Black (Opt.) Matador Red	
	78	Mandarin Red	Same	Carlsbad Black (Opt.) Matador Red	
	79	Balsam Cream	Same	Carlsbad Black (Opt.) Matador Red	
	80	Majestic White	Balsam Cream	Carlsbad Black (Opt.) Matador Red	
	81	Majestic White	Mandarin Red	Carlsbad Black (Opt.) Matador Red	
	82	Majesti White	Reef Blue	Carlsbad Black (Opt.) Matador Red	
	83	Pinehurst Green	Same	Carlsbad Black (Opt.) Matador Red	
	84	Majestic White	Pinehurst Green	Carlsbad Black (Opt.) Matador Red	
	85	Majestic White	Matador Red	Matador Red (Opt.) Black	French White French White
	86	Glacier Blue	Same	Glacier Blue (Opt.) Matador Red	French White French White
	87	Imperial Blue	Glacier Blue	Glacier Blue (Opt.) Matador Red	French White French White
	88	Jordan Grey	Glacier Blue	Glacier Blue (Opt.) Matador Red	French White French White

Year	Paint Code	Body Color	Wheels Color	Wheels Stripe
1954	01	Carlsbad Black	Black (Opt.) Matador Red	French White French White
	02	Artic White	Artic White (Opt.) Matador Red	Black French White
	03	Casino Beige	Casino Beige (Opt.) Matador Red	Black French White
	05	Gull Grey	Gull Grey (Opt.) Matador Red	French White French White
	06	Jordan Grey	Jordan Grey (Opt.) Matador Red	Black French White
	07	Tunis Blue	Tunis Blue (Opt.) Matador Red	French White French White
	08	Cavalier Blue	Cavalier Blue (Opt.) Matador Red	French White French White
	09	Rainier Blue	Rainier Blue (Opt.) Matador Red	French White French White
	10	Marlin Blue	Marlin Blue (Opt.) Matador Red	French White French White
	11	Malibu Blue	Malibu Blue (Opt.) Matador Red	French White French White
	12	Baffin Green	Baffin Green (Opt.) Matador Red	French White French White

Year	Paint Code	Body Color	Wheels Color	Wheels Stripe
1954	13	Willow Green	Willow Green (Opt.) Matador Red	French White French White
	14	Ocean Mist Green	Ocean Mist Green (Opt.) Matador Red	French White French White
	15	Aztec Green	Aztec Green (Opt.) Matador Red	French White French White
	16	Lido Green	Lido Green (Opt.) Matador Red	French White French White
	17	Titian Red	Titian Red (Opt.) Black	French White French White
	18	Matador Red	Matador Red (Opt.) Black	French White French White
	19	Gulf Turquoise	Gulf Turquoise (Opt.) Matador Red	French White French White
	20	Condor Yellow	Black (Opt.) Matador Red	French White French White
1955	A	Carlsbad Black	Black (Opt.) Cherokee Red	French White French White
	B	Dover White	Dover White (Opt.) Cherokee Red	Black French White
	C	Cameo Beige	Cameo Beige	Black
	D	Windsor Grey	Windsor Grey (Opt.) Cherokee Red	French White French White
	E	Temple Grey	Temple Grey (Opt.) Cherokee Red	Black French White
	F	Colonial Blue	Colonial Blue (Opt.) Cherokee Red	French White French White
	G	Victoria Blue	Victoria Blue (Opt.) Cherokee Red	French White French White
	H	Cascade Blue	Cascade Blue (Opt.) Cherokee Red	French White French White
	K	Stafford Blue	Stafford Blue (Opt.) Cherokee Red	French White French White
	L	Belfast Green	Belfast Green (Opt.) Cherokee Red	French White French White
	M	Willow Green	Willow Green (Opt.) Cherokee Red	French White French White
	N	Galway Green	Galway Green (Opt.) Cherokee Red	French White French White
	P	Cadet Blue	Cadet Blue (Opt.) Cherokee Red	French White French White
	R	Titian Red	Titian Red (Opt.) Cherokee Red	French White French White
	S	Cherokee Red	Cherokee Red (Opt.) Cherokee Red	French White French White
	T	Gulf Turquoise	Gulf Turquoise (Opt.) Cherokee Red	French White French White
	U	Condor Yellow	Condor Yellow Black (Opt.) Cherokee Red	French White French White
W	Spruce Green	Spruce Green (Opt.) Cherokee Red	French White French White	
X	Nile Green	Nile Green (Opt.) Cherokee Red	French White French White	
Y	Mist Green	Mist Green (Opt.) Cherokee Red	Black French White	

Two and three tone combinations were available, first letter denotes upper color, second is for center color, and third is for lower color. three tone combinations were only ADB,EKH,BML,ASC.

1956	A	Carlsbad Black	Black (Opt.) Seminole Red	French White French White
	B	Castle Grey	Castle Grey (Opt.) Seminole Red	French White French White
	C	Dover White	Dover White (Opt.) Seminole Red	Black French White
1956	D	Electric Blue	Electric Blue (Opt.) Seminole Red	French White French White
	E	Bedford Blue	Bedford Blue (Opt.) Seminole Red	French White French White

Year	Paint Code	Body Color	Wheels Color	Wheels Stripe	
1956	F	Cadet Blue	Cadet Blue (Opt.) Seminole Red	French White French White	
	G	Cambridge Blue	Cambridge Blue (Opt.) Seminole Red	French White French White	
	H	Laurel Green	Laurel Green (Opt.) Seminole Red	French White French White	
	J	Foam Green	Foam Green (Opt.) Seminole Red	French White French White	
	K	Glacier Green	Glacier Green (Opt.) Seminole Red	Black French White	
	L	Caret Red	Claret Red (Opt.) Seminole Red	French White French White	
	M	Seminole Red	Seminole Red (Opt.) Seminole Red	French White French White	
	N	Tahiti Coral	Tahiti Coral (Opt.) Seminole Red	Black French White	
	P	Cameo Beige	Cameo Beige (Opt.) Seminole Red	Black French White	
	R	Harvest Yellow	Harvest Yellow (Opt.) Seminole Red	Black French White	
	T	Bitter Sweet	Bitter Sweet (Opt.) Seminole Red	French White French White	
	U	Apricot	Apricot (Opt.) Seminole Red	Black French White	
	1957	A	Carlsbad Black	Black (Opt.) Tangerine	French White French White
		B	Castle Gray	Castle Gray (Opt.) Tangerine	French White French White
C		Dover White	Dover White (Opt.) Tangerine	Black French White	
D		Starlight Blue	Starlight Blue (Opt.) Tangerine	French White French White	
E		Biscay Blue	Biscay Blue (Opt.) Tangerine	French White French White	
F		Mariner Blue	Mariner Blue (Opt.) Tangerine	French White French White	
G		Dresden Blue	Dresden Blue (Opt.) Tangerine	French White French White	
H		Kearney Green	Kearney Green (Opt.) Tangerine	French White French White	
J		Belmont Green	Belmont Green (Opt.) Tangerine	French White French White	
K		Mint Green	Mint Green (Opt.) Tangerine	Black French White	
L		Jade Green	Jade Green (Opt.) Tangerine	French White French White	
M		Seminole Red	Seminole Red (Opt.) Tangerine	French White French White	
N		Garnet Red	Garnet Red (Opt.) Tangerine	French White French White	
P		Shell Beige	Shell Beige (Opt.) Tangerine	Black French White	
R		Antique Ivory	Antique Ivory (Opt.) Tangerine	Black French White	
S		Artic Blue	Artic Blue (Opt.) Tangerine	French White French White	
T		Dawn Grey	Dawn Grey (Opt.) Tangerine	Black French White	
U		Gulf Green	Gulf Green (Opt.) Tangerine	French White French White	
W		Hunter Green	Hunter Green (Opt.) Tangerine	French White French White	
X		Sylvan Grey	Sylvan Grey (Opt.) Tangerine	French White French White	
Y		Dusk Rose	Dusk Rose (Opt.) Tangerine	Black French White	

Year	Paint Code	Body Color	Wheels Color	Wheels Stripe
1958	A	Carlsbad Black	Carlsbad Black	French White
	B	Sylvan Grey	(Opt.) Seminole Red Sylvan Grey	French White
	C	Glacier White	(Opt.) Seminole Red Glacier White	French White
	E	Spray Green	(Opt.) Seminole Red Spray Green	Black
	G	Warwick Blue	(Opt.) Seminole Red Warwick Blue	French White
	J	Light Turquoise	(Opt.) Seminole Red Light Turquoise	French White
	M	Seminole Red	(Opt.) Seminole Red Seminole Red	French White
	N	Garnet Red	(Opt.) Seminole Red Garnet Red	French White
	P	Reed Coral	(Opt.) Seminole Red Reef Coral	Black
	S	Coblat Blue	(Opt.) Seminole Red Cobalt Blue	French White
	T	Desert Sage	(Opt.) Seminole Red Desert Sage	French White
	U	Mojave Yellow	(Opt.) Seminole Red Mojave Yellow	Black
	W	Canyon Cedar	(Opt.) Seminole Red Canyon Cedar	French White
	H	Dark Turquoise	(Opt.) Seminole Red Dark Turquoise	French White
	1	Green Mist	(Opt.) Seminole Red Green Mist	French White
	2	Blue Mist	(Opt.) Seminole Red Blue Mist	French White
	3	Laurel Mist	(Opt.) Seminole Red Laurel Mist	French White
	4	Silver Mist	(Opt.) Seminole Red Silver Mist	French White
	5	Polar Mist	(Opt.) Seminole Red Polar Mist	Black
	6	Gold Mist	(Opt.) Seminole Red Gold Mist	French White
1959	A	Sable Black	Sable Black	None
	B	Silver Birch	Silver Birch	None
	C	Artic White	Sable Black	None
	D	Sierra Spruce	Sable Black	None
	E	Glacier Green	Sable Black	None
	H	Shalimar Blue	Sable Black	None
	J	Shalimar Blue	Sable Black	None
	K	Wedgewood Blue	Sable Black	None
	L	Turquoise	Sable Black	None
	M	Turquoise	Sable Black	None
	N	Tampico Red	Sable Black	None
	P	Tswny Rose	Sable Black	None
	R	Lido Lavender	Sable Black	None
1960	A	Sable Black	Sable Black	
	B	Gull Gray	Gull Gray	
	C	Artic White	Artic White	
	D	Silver Mist	Silver Mist	
	E	Chalet Blue	Chalet Blue	
	K	Lucerne Green	Lucerne Green	
	L	Titian Red	Titian Red	
	H	Casino Cream	Casino Cream	
	N	Cordaveen	Cordaveen	
	P	Pearl Fawn	Pearl Fawn	
	R	Tahiti Blue	Tahiti Blue	
	T	Turquoise	Turquoise	
	V	Tampico Red	Tampico Red	
W	Midnight Blue	Midnight Blue		
X	Verde Green	Verde Green		

NOTE: Optional Wheel Color Black 770-92Z64.

Year	Paint Code	Body Color	Wheels Color	Wheels Stripe
1961	A	Granada Black	Granada Black	
	C	Artic White	Artic White	
	D	Newport Silver	Newport Silver	
	E	Venice Blue	Venice Blue	
	F	Laguna Blue	Laguna Blue	
	H	Bimini Blue	Bimini Blue	
	J	Dublin Blue	Dublin Blue	
	K	Kerry Green	Kerry Green	
	L	Rio Red	Rio Red	
	M	Sun Valley Cream	Sun Valley Cream	
	N	Cordovan	Cordovan	
	P	Turquoise	Turquoise	
	R	Phoenix Beige	Phoenix Beige	
	T	Desert Fawn	Desert Fawn	
V	Tampico Red	Tampico Red		

NOTE: Option wheel color for all 1961 Granada Black.

1962	A	Regal Black	Regal Black	
	C	Artic White	Artic White	
	D	Silver Cloud	Silver Cloud	
	E	Cadet Blue	Cadet Blue	
	F	Marlin Blue	Marlin Blue	
	H	Glacier Blue	Glacier Blue	
	J	Willow Mist	Willow Mist	
	M	Cameo Cream	Cameo Cream	
	N	Burgundy	Burgundy	
	P	Teal Mist	Teal Mist	
	Q	Aquamarine	Aquamarine	
	R	Desert Sand	Desert Sand	
	T	Fawn Mist	Fawn Mist	
	V	Cardinal Red	Cardinal Red	
X	Camelot Rose	Camelot Rose		

NOTE: Optional wheel color for all 1962 Regal Black.

Exterior Paint Colors Combination Charts By Year

1963 Color Combination Chart

Sales Code	Exterior Colors
A	Regal Black
C	Artic White
D	Silver Cloud
E	Spruce Green
F	Marlin Blue
J	Willow Mist
N	Burgundy
P	Teal Mist
Q	Twilight Aqua
R	Dessert Sand
S	Bronze Mist
T	Fawn Mist
V	Granada Red
W	Diplomat Blue
X	Rose Mist

1964 Color Combination Chart

Sales Code	Exterior Colors
A	Regal Black
C	Artic White
D	Silver Cloud
F	Marlin Blue
H	Wedgewood Blue
J	Surf Green
K	Sunburst Yellow

L	Claret Mist
N	Coral Mist
P	Teal Mist
R	Desert Beige
S	Bronze Mist
T	Tawny Mist
V	Granada Red
W	Diplomat Blue

1965 Color Combination Chart

Sales Code	Exterior Colors
A	Black C/O
C	White C/O
D	Blue
E	Dark Blue
H	Green
J	Dark Green
K	Turquoise
L	Dark Turquoise
N	Maroon
R	Red
S	Saddle
T	Fawn
V	Beige
Y	Yellow
Z	Silver C/O

1966 Color Combination Chart

Sales Code	Exterior Colors
A	Regal Black C/O
B	Gunmetal
C	Artic White C/O
D	Astro Blue C/O
E	Midnight Blue C/O
F	Blue Mist
G	Gold
H	Seafoam Green C/O
J	Verde Green C/O
K	Turquoise Mist C/O
L	Shadow Turquoise
M	Riviera Red
N	Burgundy Mist C/O
R	Flame Red C/O
S	Champagne
T	Saddle Mist
U	Plum
V	Shell Beige C/O
W	Silver Mist
X	Riviera White
Y	Cream
Z	Riviera Silver Green

C/O denotes carry-over from 1965

1967 Color Combination Chart	
Paint Code	Exterior Colors
A	Regal Black C/O
B	Riviera Turquoise
C	Artic White C/O
D	Sapphire Blue
E	Midnight Blue
F	Blue Mist
G	Gold Mist
H	Green Mist
J	Verde Green
K	Aquamarine
L	Shadow Turquoise
N	Burgundy Mist C/O
P	Platinum Mist
T	Ivory
U	Riviera Plum C/O
V	Riviera Charcoal
W	Riviera Fawn
X	Riviera Red
Z	Riviera Gold

C/O denotes carry-over from 1966

1968 Color Combination Chart	
Paint Code	Exterior Colors
A	Regal Black C/O
B	Midnight Teal
C	Artic White C/O
D	Blue Mist
E	Deep Blue Metallic
F	Teal Blue Mist
G	Ivory Gold Mist
K	Aqua Mist
L	Med. Teal Blue Mist
M	Burnished Saddle
N	Maroon Metallic
P	Tarpon Green Mist
R	Scarlet Red
S	Olive Gold Metallic
T	Desert Beige
V	Charcoal Metallic
W	Silver Beige Mist
X	Buckskin
Y	Cameo Cream
Z	Inca Silver Mist

C/O denotes carry-over from 1967

1969 Color Combination Chart	
Paint Code	Exterior Colors
A	Regal Black
B	Burnished Brown
C	Polar White
D	Crystal Blue
E	Twilight Blue
F	Azure Blue
G	Trumpet Gold
H	Lime Green
J	Embassy Gold
K	Turquoise Mist
L	Deep Gray Mist
M	Verde Green
N	Burgundy Mist
P	Silver Mist
R	Signal Red
S	Champagne Mist
T	Olive Beige
V	Sunset Silver
W	Copper Mist
Y	Cameo Yellow
Z	Antique Gold

1970 Color Combination Chart	
Paint Code	Exterior Colors
A	Regal Black
B	Stratomist Blue
C	Glacier White
D	Gulf Stream Blue
E	Diplomat Blue
F	Azure Blue
G	Cornet Gold
H	Sea Mist Green
J	Burnished Saddle
K	Aqua Mist
L	Teal Mist Gray
M	Sherwood Green
P	Silver Mist
Q	Saturn Yellow
R	Fire Red
S	Desert Gold
T	Emerald Mist
V	Sunset Sage
W	Sandpiper Beige
X	Titian Red
Y	Bamboo Cream
Z	Harvest Gold

1971 Color Combination Chart	
Paint Code	Exterior Colors
A	Regal Black
B	Stratomist Blue
C	Artic White
D	Cascade Blue
E	Nocturne Blue
F	Pearl Beige
G	Cornet Gold
H	Lime Mist
I	Twilight Turquoise
J	Deep Chestnut
K	Willow Mist Green
L	Teal Mist Gray
M	Verde Mist Green
N	Rosewood
O	Cortez Gold
P	Platinum Mist
R	Fire Red
S	Copper Mist
T	Bittersweet Mist
U	Sunset Mist
W	Sandpiper Beige
X	Vintage Red
Y	Bamboo Cream
Z	Silver Fern

1972 Color Combination Chart	
Sales Code	Exterior Colors
C	Artic White
V	Silver Mist
W	Charcoal Mist
A	Regal Black
D	Crystal Blue
T	Cascade Blue
B	Stratomist Blue
E	Royal Blue
H	Heritage Green
F	Seamist Green
G	Emerald Mist
I	Hunter Green
J	Sandalwood
Q	Cortez Gold
S	Champagne Gold
Y	Sunburst Yellow
U	Antique Gold
L	Sierra Tan
M	Burnished Copper
Z	Flame Orange

K	Deep Chestnut
N	Nutmeg
X	Vintage Red
R	Fire Red
P	Burnished Bronze

1973 Color Combination Chart	
Sales Code	Exterior Colors
C	Artic White
A	Regal Black
D	Med. Blue Metallic
E	Mediterranean Blue
F	Midnight Blue
G	Jade Green
H	Willow Green
I	Green-Gold Metallic
J	Dark Green
K	Autumn Gold
L	Colonial Yellow
M	Harvest Gold
N	Silver Cloud
Q	Taupe Metallic
R	Midnight Gray
S	Brown Metallic
T	Burgundy
U	Yellow Beige
V	Apollo Yellow
W	Apollo Red
X	Apollo Orange

1974 Color Combination Chart	
Sales Code	Exterior Colors
A	Regal Black
C	Artic White
D	Med. Blue Metallic
E	Mediterranean Blue
F	Midnight Blue
G	Crystal Lake Blue
H	Mint Green
I	Ranch Green
J	Leaf Green Metallic
K	Forest Green Metallic
L	Sand Beige
M	Canary Yellow
N	Ginger Metallic
P	Gold Mist
Q	Nuggert Gold
R	Nutmeg Metallic
S	Silver Cloud
T	Cinnamon Metallic
U	Dark Brown Metallic
W	Apple Red
X	Plum Metallic

1975 Color Combination Chart	
Sales Code	Exterior Colors
A	Regal Black
B	Dove Gray
C	Artic White
D	Silver Mist
E	Antique Silver
F	Blue Haze
G	Glacier Blue
H	Majestic Blue
I	Pewter
J	Indigo
K	Ranch Green
L	Verde Mist
M	Sand Beige
N	Canary Yellow
O	Horizon Blue
P	Sandstone
Q	Honey Gold
R	Walnut Mist
S	Almond Mist

T	Golden Tan
U	Bittersweet
V	Ruby Red
W	Apple Red
X	Apple Red
Y	Rhone Red
Z	Pumpkin

72	Red
75	Bright Red
78	Orange
85	Medium Blue
91	Blue Firemist
92	Amber Firemist
93	Red Firemist

40	Pastel Green
44	Medium Green Irid
51	Bright Yellow
54	Light Yellow
61	Medium Beige
63	Camel Irid
69	Dark BrownIrid
75	Bright Red
77	Carmine Irid
79	Dark CarmineIrid
85*	Medium BlueIrid
98	Saffron Firemist
19	Black
38**	Beige Mist
84**	Yellow Beige

1976 Color Combination Chart

Paint Code	Exterior Colors
11	Liberty White
13	Pewter Gray
16	Medium Gray
19	Judical Black
28	Potomac Blue
35	Continental Blue
36	Boston Red
37	Independence Red
40	Concord Green
49	Dark Green
50	Mt. Vernon Cream
51	Colonial Yellow
57	Cream Gold
65	Buckskin
67	Musket Brown
72	Red

1977 Color Combination Chart

Paint Code	Exterior Colors
78	Firecracker Orange
11	White
13	Silver
15	Gray
16	Medium Gray
19	Black
22	Light Blue
29	Dark Blue
36	Firethorn
38	Dark Aqua
44	MediumGreen
48	DarkGreen
50	Cream
51	Yellow
61	Buckskin
63	Gold
69	Brown

1978 Color Combination Chart

Paint Code	Exterior Colors
11	White
15	Silver Poly
16	Gray Poly (Two-Tone)
19	Black
21	Pastel Blue
22	Medium Blue Poly
24	Ultramarine Blue Poly
29	Dark Blue Poly
44	Light Green Poly
48	Dark Green Poly
51	Yellow
56	Gold Poly (Two-Tone)
61	Tan
63	Dark Godl Poly
67	Saffron Poly
69	Brown
75	Bright Red
77	Red
79	Dark Red
91	Blue Firemist Poly
92	Amber Firemist Poly
93	Red Firemist Poly
85	Medium Blue Irid (Two-Tone)

1979 Color Combination Chart

Paint Code	Exterior Colors
11	White
15	Silver Irid
16*	Gray Irid
21	Pastel Blue
22	Light Blue Irid
24	Bright Blue Irid
29	Dark Blue Irid
33	Caramel Firemist

1980 Color Combination Chart

Paint Code	Exterior Colors
11	White
15	Silver Irid
16*	Gray Irid
21	Light Blue Irid
22*	Medium Blue Irid
29	DarkBlue Irid
44	DarkGreen Irid
50	Yellow
59	Beige
63	Camel Irid
69	MediumCamel Irid
72	Red
75	Claret
76	Dark Claret
77	Cinnabar
85	Vapor Gray
97	Medium Brown
98	Charcoal Firemist
99	Dark Brown
19	Black

* Two-Tone only
**Special order colors

* Two-Tone only

APPENDIX XV

BUICK CLUB OF AMERICA NATIONAL CHIEF JUDGES

1989 – 2000 McClellan Blair, BCA #2702

2000 – 2005 Rick Schick, BCA #11187

BCA NATIONAL MEET HEAD JUDGES

1989	McClellan Blair, BCA #2702	1998	Pete Phillips, BCA #7338
1990	Ed & Bonnie Franko, BCA #1647	1999	Rick Schick, BCA #11187
1991	Cecil Don, BCA #14501	2000	McClellan Blair, BCA #2702
1992	Rick Schick, BCA #11187	2001	Ron DeGroff, BCA #6457
1993	Lee Wangerin, BCA #15259	2002	John Steed, BCA #8071
1994	Bill Olsen, BCA #14262	2003	NO JUDGING
1995	Rick Schick, BCA #11187	2004	Jack Welch, BCA #5387
1996	Jack Welch, BCA #5387	2005	Ed Franko, BCA #1647
1997	Rick Schick, BCA #11187		

BUICK CLUB OF AMERICA FORMAL JUDGING FORM

THIS AREA TO BE COMPLETED BY OWNER



ENTRY NUMBER

CLASS

Year of Vehicle

VIN#

Model Body Style & Description

Color

Car Owner's Name

BCA #

Address

City

State

Zip

CHASSIS

BUMPERS & GUARDS	DEDUCT	JUDGES' COMMENTS	AWC
Front	5		
Rear	5		
SUSPENSION/STEERING			
Front	8		
Rear	4		
Transmission & drive Line	5		
Non-Auth. Trans./Overdrive	4		
Frame	4		
Fuel Tank	3		
Brakes/Cables/Lines	3		
Exhaust System	5		
Non-Authentic Tire Type 1 per tire			
Non-Authentic Tire Size 1 per tire			
Tire Condition	2		
Tire Carriers/Covers	6		
Tire Valves/Stems/Caps/Covers ...	4		
Non-Authentic Wheels	10		
Wheel Trim	8		
COLUMN SUBTOTAL			

NOTE: Literature is for documentation

PREQUALIFICATION CHECK

Lights		DEDUCT		COMMENTS
Turn Signals				
Horn				
Fire Extinguisher	Yes <input type="checkbox"/> No <input type="checkbox"/>			
Safety Glass	Yes <input type="checkbox"/> No <input type="checkbox"/>			
SUBTOTAL				
INITIALS				

NOTE: THE VEHICLE MAY NOT BE JUDGED IF A UL APPROVED FIRE EXTINGUISHER IS NOT DISPLAYED AND A RESTORED VEHICLE MAY NOT BE JUDGED IF IT DOES NOT HAVE SAFETY GLASS IN THE WINDSHIELD.

Please write A, W, or C in the box provided to indicate the reason for each deduction taken:
A = Authenticity W = Workmanship C = Condition

ENGINE	DEDUCT	JUDGES' COMMENTS	AWC
Block, Head & Crankcase	4		
Manifolds	4		
Non-Authentic Engine	10		
Non-Authentic Color	5		
Tags & Decals	4		
Starter/Crank	4		
Generator	4		
Voltage Regulator	2		
Distributor/Magneto	4		
Wiring/Cables/Coil/Spark Plugs ...	6		
Battery/Hold-down	3		
Fuel Pump/Lines/Vacuum Tank ...	4		
Carburetor	6		
Water Pump	2		
Hoses	5		
Hose Clamps	5		
Belts/Fan	4		
Radiator Core	5		
Radiator Cap	2		
Firewall	4		
Hood Insulation (as original)	3		
Splash Pans	4		
Ducts/Tubing	3		
Oil Filter/Air Cleaner	4		
Air Conditioning System/Heater ...	6		
Wiper/Washer Equipment	2		
Horn	4		
COLUMN SUBTOTAL			

○ = indicates a mandatory deduction

INTERIOR BODY		DEDUCT	JUDGES' COMMENTS	AWC
Headliner	5			
Rear Window Shelf/Well.....	5			
Door Panels/Side Panels.....	10			
Seat Cushions/Back Rest.....	10			
Non-Authentic Upholstery Fabric.....	5			
Non-Authentic Upholstery Color.....	5			
Upholstery Cond./Fit/Application.....	5			
Carpets/Mat/Sill Plates	4			
Window Frames	8			
Steering Wheel.....	3			
Pedals/Levers/Handles/Knobs	6			
Dashboard/Console	6			
Instruments	8			
Inside Mirrors/Glass.....	4			
Trunk Interior/Jack/Tools.....	10			
Accessories	8			
TOP, SOFT				
Down or Missing	15			
Condition	5			
Non-Authentic Material	10			
Trim/Bindings/Fasteners	4			
Top Irons.....	4			
Top Boot/Side Curtains	4			
Boot/Curtains Missing, Non-Auth.....	5			
Non-Authentic Back Window	4			
COLUMN SUBTOTAL				

Please write A, W, or C in the box provided to indicate the reason for each deduction taken:
A = Authenticity W = Workmanship
C = Condition

EXTERIOR BODY (Fit, Metal Quality, Paint)		DEDUCT	JUDGES' COMMENTS	AWC
Doors	20			
Fenders/Quarter Panels	20			
Hood	5			
Trunk/Trunk Lid	5			
Cowl.....	5			
Running Board/Rocker Panels.....	10			
Exterior Trim & Striping	6			
Beadling & Welding	4			
Hard Top: Paint, Fabric, Vinyl.....	10			
Non-Authentic Color	10			
Paint Condition	10			
FRONT END				
Radiator Shell	5			
Radiator Grille & Frame	6			
Ornament: Radiator/Hood	4			
LIGHTS				
Head Lamps	5			
Side Lamps/Parking Lamps.....	5			
Tail Lamps	5			
Driving Lamps/Fog Lamps.....	5			
Horn.....	5			
Windshield Wipers	5			
Window Frames	5			
Window Glass	10			
Door Handles	4			
Gas Generator/Tank	3			
Mirrors	4			
Accessories.....	8			
COLUMN SUBTOTAL				

NOTE: Literature is for documentation = indicates a mandatory deduction

AWARD SCORING		
GOLD	385-400	
SILVER	370-384	
BRONZE	355-369	
PRESERVATION	370	
ARCHIVAL	350	

JUDGING CAPTAIN (Print) _____
CAPTAIN'S SIGNATURE _____
DEPUTY SIGNATURE _____
OWNER _____

ENTRY NUMBER	
---------------------	--

THE JUDGES DECISIONS, AS REFLECTED IN THIS FORM, ARE FINAL.



BUICK CLUB OF AMERICA

Judges Worksheet

Class _____ Meet _____
 Year _____ Judge _____

Please write A, W, or C in the box provided to indicate the reason for each deduction taken:
 A = Authenticity
 W = Workmanship
 C = Condition

CHASSIS	MAXIMUM DEDUCTION	ENTRY NO.		ENTRY NO.		ENTRY NO.		ENTRY NO.		COMMENTS
		DEDUCTIONS	COMMENTS	DEDUCTIONS	COMMENTS	DEDUCTIONS	COMMENTS	DEDUCTIONS	COMMENTS	
BUMPERS & GUARDS										
Front	5									
Rear	5									
SUSPENSION/STEERING										
Front	8									
Rear	4									
Transmission/Drive Line	5									
Non-Authentic Trans./Ovedrive.....	4									
Frame	4									
Fuel Tank	3									
Brakes/Cables/Lines	3									
Exhaust System	5									
Non-Authentic Tire Type	1 per tire									
Non-Authentic Tire Size	1 per tire									
Tire Condition	2									
Tire Carriers/Covers	6									
Tire Valves/Stems/Caps/Covers	4									
Non-Authentic Wheels.....	10									
Wheel Trim	8									
TOTAL DEDUCTION										

JUDGING THE CHASSIS

The judge should not crawl under the car when judging the chassis. Inspection of the undercarriage may be accomplished by kneeling at front, rear, and at strategic points along the sides of the car to perform the necessary observations. Flashlights and other aids are not to be used in the BCA judging process.

- Bumpers / Guards**

Check the condition of chrome, authenticity, finish and trim. Bumpers should show painted accents where required. No points should be deducted for year and model factory authorized bumperettes.

1928: First use of chrome plating.
- Suspension / Steering**

Check for correctness of steering gear, style of grease fittings or oil cups installed, excessive amount of lube and cleanliness. Springs and shocks must be authentic and no helper springs may be installed or removed. No points are to be deducted for original factory authorized towing package if available in year of manufacture. Check for proper grease fittings throughout;

1920: First use of Alemite pin-type, bayonet-lock grease fittings.

1923: First use of zerk push-type grease fittings.

Late 1933: First use of ball-end grease fittings.

1946: First use of bolts with strength marks on head. Earlier years could have letters or numbers on head.
- Transmission / Driveline**

Check for excess oil and grease, leaks and finish of driveline parts. Check grease fittings for proper type and excess lube.
- NonAuthentic Transmission / Driveline (Mandatory deduction)**

Nonauthentic transmission/overdrive is a mandatory 4 point deduction.
- Frame**

Check for nonauthentic modifications, condition and correct paint color. Although not encouraged, no points will be deducted for appropriate type under coating applied to frame, floorpans and sheetmetal in a workmanlike fashion on cars of the era. Check for poor workmanship hidden by undercoating.
- Fuel Tank**

Correct size, style, appearance of finish, placement and absence of severe dents.
- Brakes / Cables / Lines**

Correct style brakes, drums, power booster and/or cables/rods. No points should be deducted for stainless steel brake lines. Check for proper routing.

1924: First front (4-wheel) brakes.

1936: First hydraulic brakes.
- Exhaust System**

Check for correct size, style of muffler, resonators, exhaust pipes, manifolds, heat risers, catalytic converters, and headers. No points are to be deducted for surface rust and modern high temperature coatings which protect the system. Points should be deducted for condition, nonauthentic cutouts and end tips.
- Tires - Type**

Check tires for correct type (radial/ bias-ply).

Radial tires were first offered as an option in 1967 on all models. One point is deducted for each tire which was not a factory authorized option for model and year.
- Tires - Size**

Check tires for correct size and whitewall width for year and model. A non-authentic type tire must also receive a deduction for non-authentic tire size. If neither the standard nor alternate tire size is currently being reproduced, the next closest tire size up or down may be substituted without a deduction. A non-authentic tire size includes an obviously incorrect (more than 1/2-inch variation from factory) whitewall width. One point is deducted for each non-authentically sized tire.
- Tires - Condition**

Check tire tread pattern; tires should match in pairs. Spare tire need not match any pair of tires on car, but if two spares are carried, they must match. 1 or 2 points should be deducted for excessive wear, dirt, or damage. Non-authentic tires (type or size) are not judged for condition.
- Tire Carrier and Cover**

Check for correct hardware, covers and accessories for trunk, sidemount or rear spare tires.
- Tire Valves / Stems / Caps / Covers**

Check for correct type for year of manufacture; valves, caps and stem covers (early years). Points should be deducted for painted stems and weights. Hubcaps and wheelcovers must match and be correct for year and model.

1932: First rubber valve stems.

1951: First plastic valve caps.
- NonAuthentic Wheels (Mandatory deduction)**

Check for correct wheels and / or rims for year and model. On newer cars sport wheels may be on car, but spare may be original steel rim. Incorrect wheels result in a mandatory 10 point deduction.
- Wheels / Trim**

Check condition of wheels. Points should be deducted for cracks in wood wheels, pits in metal, particularly on snap rings and steel spokes, for excessive paint chips and spalls around the rims. Beauty rings, pin striping, etc. should be correct for year and model.



BUICK CLUB OF AMERICA

Judges Worksheet

Class _____ Meet _____
 Year _____ Judge _____

Please write A, W, or C in the box provided to indicate the reason for each deduction taken:
 A = Authenticity
 W = Workmanship
 C = Condition

ENGINE	MAXIMUM DEDUCTION	ENTRY NO.			COMMENTS	ENTRY NO.			COMMENTS	ENTRY NO.			COMMENTS	
		A	W	C		A	W	C		A	W	C		
Block, Head & Crankcase	4													
Manifolds	4													
Non-Authentic Engine	10													
Non-Authentic Color	5													
Tags & Decals	4													
Starter/Crank.....	4													
Generator	4													
Voltage Regulator	2													
Distributor/Magneto	4													
Wiring/Cables/Coil/Spark Plugs	6													
Battery/Holddown.....	3													
Fuel Pump/Lines/Vacuum Tank	4													
Carbureator	6													
Water Pump	2													
Hoses	5													
Hose Clamps.....	5													
Belts/Fan.....	4													
Radiator Core	6													
Radiator Cap.....	2													
Firewall	4													
Hood Insulation (as original)	3													
Splash Pans	4													
Ducts/Tubing.....	3													
Oil Filter/Air Cleaner	4													
Air Conditioning System/Heater	6													
Wiper/Washer Equipment	2													
Horn	4													
TOTAL DEDUCTION														

○ = indicates a mandatory deduction

JUDGING THE ENGINE

Have the owner open the hood for you. Inspect all components for cleanliness and finish. Look for gasoline stains, deteriorated finish, excess oil, grime, extra holes, water leaks, and condition of belts. Maximum point deductions should be made only when a component is missing or non-authentic.

1. **Block / Head / Crank Case**
Check for correct block, heads and oil pans, and/or dust shields for model and year, and for condition, cleanliness, and overall appearance.
2. **Manifolds**
Check that manifolds are correct for model and year and for condition, cleanliness, and overall appearance. No point deduction should be made for heat discolored manifolds. Exhaust systems were not originally painted. Surface rust or painted finish will not receive a point deduction, however, deteriorated or pitted systems did not come that way from the factory. Stainless exhaust systems should be considered as overrestoration, and should receive no deduction if having the appearance of the original and if in good condition.
3. **NonAuthentic Engine (Mandatory deduction)**
A full 10 point deduction will be made if engine is non-authentic for year and model.
4. **NonAuthentic Color (Mandatory deduction)**
Ref: Appendix X
A full 5 point deduction will be made if color is non-authentic for year and model. No point deductions should be made for variation in shade of color, for prewar cars with black engine color (factory replacement color) or for engines made the year of a color change if the color used was on the previous or following year's model.
5. **Tags and Decals**
Check that tags and decals are present, legible, properly mounted and correct for year, model and/or accessories.
6. **Starter and/or Hand Crank**
Check that starter is correct for year and model. Point deductions should be made for starters installed on early cars that were not originally so equipped. Hand crank must be visible or a point deduction should be made. No points should be deducted for a leather crank holder. 1914: First Delco self starter.
7. **Generator / Voltage Regulator / Distributor / Magneto**
Points should be deducted for improper size, style and color for model and year and for generators installed on cars that were not originally so equipped. First
8. **Delcotron alternators used in May, 1962 on model with air conditioning only**
Wiring/Cables/Coils/Spark Plugs
Points should be deducted for incorrect wiring size, type, loom material, connectors, coverings and clips. Also for incorrect coil, battery connectors, and spark plugs. 1956: First year for cadmium plated spark plugs.
9. **Battery/Hold Down**
Check for correct size, style and "Look" for year and model. A one point deduction should be made for incorrect battery manufacturer. Batteries for older models may be of modern manufacture. Batteries in all models after 1924 are of DELCO manufacture. Batteries supplied at the factory were of the liquid fill type. Optional maintenance free D89 batteries were available in 1973. Freedom II batteries were first used in 1977.
10. **Fuel Pumps/Lines and Vacuum Tank**
Points should be deducted for leaks, condition and authenticity. Point deductions should be made for electric fuel pump installation if found. The appearance of fuel system should be correct and operational.
11. **Carburetor**
Check for correct size and type for model and year. On modern cars, deduction for incorrect aspiration/induction equipment should be made here.
12. **Water Pump**
Check that the water pump is visually as installed by manufacturer.
13. **Hoses**
Points will be deducted for condition and also for flex hoses if not original factory installed type.
14. **Hose Clamps**
Up to a maximum of 5 points should be deducted for nonauthentic style clamps. No points will be deducted for authentic style stainless clamps or non-Buick script clamps if correct type for model and year. 1921: First use of lock-roll hose clamps. 1946: First use of tower-type hose clamps on radiator and water pump hoses only. 1949: First use of tower-type hose clamps on heater hoses. 1955: First use of worm type clamp.
15. **Belts and Fans**
Check for original equipment for model and year. Point deductions should be made for missing clutch fan assembly if original factory item.
16. **Radiator Core**
Up to a maximum of 3 points should be deducted for nonauthentic fin pattern. Point deduction should also be made for condition and workmanship.
17. **Radiator Cap**
No points will be deducted unless cap is rusted, missing or wrong type. Early cars with a radiator ornament receive no point deduction here.
18. **Firewall**
Check for original color. Points should be deducted for extra holes, brackets and accessories unless they were a prewar dealer option or postwarfactory option for year of manufacture.
19. **Hood Insulation (as original)**
Points will be deducted for condition and authenticity of insulation on cars requiring hood insulation. A maximum deduction could be made for missing insulation if required for year and model.
20. **Splash Pans and / or Belly Pans**
Check that all pans are installed and have correct finish as factory original. Point deductions should be made for excessive road dirt and / or rust.
21. **Ducts and Tubing**
Check for correct size, style, color and placement.
22. **Oil Filter and Air Cleaner**
Check that they are visually correct for model and year of manufacture. Points should be deducted for incorrect brand or decals.
23. **Air Conditioning System/Power Accessories /Heater/Wiper/Washer Equipment/Horn**
On postwar cars points should be deducted for non-factory or dealer authorized options. When Buick offered an option, prior to 1943, we should only accept the Buick option. If there was not a Buick option, then no points will be deducted for dealer installed options if correct for model and year. 1952: First use of power steering on Roadmaster and Super only. 1953: First use of hydraulic power brakes. 1953: First factory air conditioning, models 52, 56R, 72, 76R.



BUICK CLUB OF AMERICA Judges Worksheet

Class _____ Meet _____
 Year _____ Judge _____

Please write A, W, or C in the box provided to indicate the reason for each deduction taken:
 A = Authenticity
 W = Workmanship
 C = Condition

MAXIMUM DEDUCTION ▼	ENTRY NO.			COMMENTS	ENTRY NO.			COMMENTS	ENTRY NO.			COMMENTS	
	DEDUCTIONS	A	W		C	DEDUCTIONS	A		W	C	DEDUCTIONS		A
	INTERIOR												
5	Headliner												
3	Rear Window Shelf/Well.....												
10	Door Panels/Side Panels.....												
10	Seat Cushions/Back Rests												
5	Non-Authentic Upholstery Fabric ..												
5	Non-Authentic Upholstery Color ...												
5	Upholstery Condi./Fit/Application												
4	Carpets/Mats/Sill Plates												
8	Window Frames												
3	Steering Wheel.....												
6	Pedals/Levers/Handles/Knobs.....												
6	Dashboard/Console.....												
8	Instruments												
4	Inside Mirrors/Glass												
10	Trunk Interior/Jack/Tools												
8	Accessories.....												
	TOP, SOFT												
15	Down or Missing												
5	Condition												
10	Non-Authentic Material												
4	Trim/Bindings/Fasteners												
4	Top Irons												
4	Top Boot/Side Curtain												
5	Boot/Curtains Missing, Non-Authen.												
4	Non-Authentic Back Window												

JUDGING THE INTERIOR

When judging the interior, the owner is to provide access, however the judge does not enter the vehicle, touch anything, and must refrain from smoking or eating or drinking while judging.

- 1. Headliner (Closed Cars only)**
Points should be deducted for incorrect color of upholstery and/or material and style for model and year. Also for fit, wrinkles, condition of wetting and lace, and hiding of installation nails in older cars.
- 2. Rear Window Shelf/Well**
Up to 3 points should be deducted for worn, damaged or incorrect rear window shelf for closed cars and for worn, damaged or wrong material used in the rear window well in open cars. A maximum of 3 points will be deducted for missing rear window shelf or rear window well if required for year and model.
- 3. Door Panels / Side Panels & Seat Cushions / Rests**
Points should be deducted for incorrect material, fit, pleating, wetting, shaping, trim, piping, and condition. Check door and side panels for correct fit, stitching or heatsealing designs, pockets, trim pieces, and kick panels.
- 4. NonAuthentic Upholstery Fabric (Mandatory deduction)**
A mandatory 5 point deduction will be made if upholstery material and pattern do not appear as original. Special ordered materials will be treated as authentic only if the specific vehicle being judged was ordered from the factory with this material and the owner can provide documentation proving his/her car was special-ordered in this manner. Use of seat covers must be documented as a factory accessory, and is not a substitute for faulty upholstery. If factory authentication of seat covers is not provided, vehicles shall be judged with the seat covers removed. 1949: First availability of nylon as an interior fabric. 1953: First use of vinyl interior materials.

JUDGING THE INTERIOR

Upholstery Fit / Application / Condition
Check for look (pleats or mode of application), fit, condition or quality of workmanship.

- 6. Upholstery Fit / Application / Condition**
Check for look (pleats or mode of application), fit, condition or quality of workmanship.
- 7. Carpets / Mats / Sill Plates**
Points will be deducted for condition, finish and authenticity of sill plates and carpet style, binding, fit, and fasteners. No points should be deducted in prewar cars for correct style front carpet that replaces a rubber mat if available as a factory authorized option. 1949: first use of loop pile carpet in Estate Wagon.
- 8. Window Frames (Interior)**
Points will be deducted for incorrect finish of garnish moldings, fit and condition of rubber and/or wetting.
- 9. Steering Wheel**
1935: First use of phillips (cross-head) screws. Points should be deducted for cracks, color and condition. A maximum point deduction will be made for wrong or nonfactory covered steering wheel.
- 10. Pedals / Levers / Handles / Knobs**
Points should be deducted for bad plating or finish, incorrect type, color or finish for year and model. Also points should be deducted for incorrect or worn rubber, vinyl, or leather covers for gear shift or brake, clutch, and gas pedals.
- 11. Dashboard and / or Console**
Points will be deducted for incorrect fit, finish, color, and accessories. Also for exposed or incorrect wiring and poor workmanship.
- 12. Instruments**
Points should be deducted for any non-factory installed instruments, missing gauges and fogged, scratched or cracked lenses.
- 13. Inside Mirrors / Glass**
Points will be deducted for condition and incorrect type, finish, and / or style.
- 14. Trunk Interior / Jack / Tools**
Check trunk lining and mat for correct material and pattern. Points should be deducted for incorrect or missing floor mats, paint, tool covers, holders and incorrect installation of hardware for tools and jacks. Also for weatherstripping condition and/or leaks.
- 15. Accessories**
No points will be deducted for mounting a fire extinguisher if done in a workmanlike manner. (Also see exterior accessories.)

TOP, SOFT

No points should be deducted unless car being judged is a convertible. Check that top is correct for model and year. No points should be deducted on prewar cars for tops as manufactured by factory authorized suppliers.

- 16. Down or Missing (Mandatory deduction)**
Owner must have top up or the mandatory 15 point deduction will be taken.
- 17. Condition**
Points will be deducted for wear, wrinkles and sags in the top. Remember that original factory tops had "some" wrinkles and sags.
- 18. NonAuthentic Material (Mandatory deduction)**
The mandatory 10 point deduction should be taken for all cars that have the wrong material OR wrong top color for the model, body color or year. (See Appendix XI.) 1953-54 Skyhawk models used a special Orton top material that is not available to restorers. Therefore, no points shall be deducted on 1953-54 Skyhawks for the use of a cloth or fine-point vinyl material if black or white in color. Haartz cloth is also no longer available to restorers. Stayfast may be used in lieu of Haartz cloth with no point deduction for authenticity.
- 19. Trim / Bindings / Fasteners**
Check for correct type, finish, quantity and correct placement.
- 20. Top Irons**
Points should be deducted for incorrect or bad plating and/or paint and for wear, tears or gaps in bow coverings and listing strips.
- 21. Top Boot / Side Curtains**
Check condition, fastener type and authenticity.
- 22. NonAuthentic Boots/Curtains or Missing (Mandatory deduction)**
If the car being judged was originally equipped with these items they must be available for inspection if not installed or a full mandatory 5 point deduction will be made. Also this deduction will be made if the items are not correct for year and model, if they do not match the top material or are not correct for exterior color of car. No points will be deducted for plastic windows in side curtains until an isinglass substitute is available.
- 23. NonAuthentic Back Window (Mandatory deduction)**
A mandatory 4 point deduction will be made for



BUICK CLUB OF AMERICA Judges Worksheet

Class _____ Meet _____ Judge _____
Year _____

Please write A, W, or C in the box provided to indicate the reason for each deduction taken:
A = Authenticity W = Workmanship
C = Condition

EXTERIOR BODY (Fit, Quality, Paint)	MAXIMUM DEDUCTION	ENTRY NO.			COMMENTS	ENTRY NO.			COMMENTS	ENTRY NO.			COMMENTS
		A	W	C		A	W	C		A	W	C	
Doors.....	20												
Fenders/Quarter Panels	20												
Hood.....	5												
Trunk/Trunk Lid	5												
Cowl	5												
Running Boards/Rocker Panels ..	10												
Exterior Trim & Stripping	6												
Bearing & Welding	4												
Hard Top: Paint, Fabric, Vinyl.....	10												
Non-Authentic Color	10												
Paint Condition	10												
FRONT END													
Radiator Shelf	5												
Radiator Grille & Frame	6												
Ornament: Radiator/Hood	4												
LIGHTS													
Head Lamps.....	6												
Side Lamps/Parking Lamps	5												
Tail Lamps	5												
Driving Lamps/Fog Lamps	5												
Horn	5												
Windshield Wipers.....	5												
Window Frames	5												
Window Glass	10												
Door Handles	4												
Gas Generator/Tank.....	3												
Mirrors	4												
Accessories	8												
TOTAL DEDUCTION													

Rev. 7-99 ○ = indicates a mandatory deduction

JUDGING THE EXTERIOR

- incorrect size, placement, bindings, material and style for model and year.
4. Beading and Welding
Points are to be deducted for improper type, placement, fit and/or wear.
5. Hardtop/Paint/Fabric/Vinyl
Check for condition; excessive ripples, waves, or fabric wear and proper fit around windows and trim. On cars with vinyl tops, check the top material for material type and installation.
6. NonAuthentic color (Mandatory deduction)
A mandatory 10 point deduction must be made if paint color is not authentic for year, or model. A slight variation of shade is acceptable and no point deduction should be made. Special ordered colors and color combinations will be treated as authentic only if the specific vehicle being judged was ordered from the factory with this color or color combination and the owner can provide documentation proving his/her car was special-ordered in this manner. If paint looks as original no point deduction should be made for the type of paint. Paint colors applied may be in any color combination and location available from the factory for that model and year and need not be the color originally applied to that particular car. Paint should be of the type originally applied or have the appearance of the original finish. For example, alkyd enamel does not look like lacquer.
7. Paint/Detailing/Condition
Check for workmanship, condition and maintenance of the finish. Points should be deducted for excessive orange peel, overspray, overrubbing, sanding scratches, difference in color between panels, fish eyes, cracks, crazing, blisters, dull finish, chalking, excessive chips, touch up areas and poor masking. Points may be deducted for anything that detracts from the finish of the car but the judge should not make an intensive search for painting or maintenance defects.
8. Radiator Shell
Check for correct finish, detail, and/or trim. Proper alignment to hood and fenders. 1928: first use of chrome plating.
9. Radiator Grille and Frame
Check for proper fit to radiator shell, correct style, finish, and correct mounting hardware.
10. Ornament for Radiator (If applicable)
Ornament should be correct for year and model or approved factory option. The finish should be correct and have required detailing and/or paint trim. Check for pits, blisters, cracks, corrosion, dents and surface polish. No point deductions will be made unless flaws noticeably detract from the overall look of the ornament. No points should be deducted for stainless steel authentic reproduction ornaments if correct for model and year.
11. Head lamps/Side lamps and/or Parking lamps/
Tail lamps/Driving lamps and/or Fog lamps
Check that lights are correct for year of manufacture or a factory authorized option. A point deduction should be made for incorrect sealed beam lights or halogens if not offered as original factory equipment, headlamp housings that are not the correct finish, lack the correct trim, and/or are in poor condition. Points also should be deducted for non-authentic lights, cracked, improper or faded lenses.
12. Horn (if Exterior)
If horns were originally mounted outside of engine compartment, check for correct type, style, color and quantity options for model and year of manufacture.
13. Windshield Wipers / Wiper Arms
In prewar cars, no point deduction will be made for second wiper (for safety) if installed properly. Point deductions should be made for installation of electric or mechanical motors where inappropriate. Wiper arms should be checked for correct type and style.
14. Window Frames / Mouldings (Exterior)
Check for proper fit, finish and condition of plastic and/or rubber.
15. Window Glass
All restored vehicles must have safety glass in the windshield or they will not be judged. Other windows may or may not be safety glass. These may be original glass, laminated or tempered glass depending on the year. Points will be deducted for nonauthentic tint, cracked, fogged, discolored, delaminated, or missing glass. Window frames should fit properly and seal against the weatherstripping.
16. Door Handles
Check escutcheon, rubber, proper fit, detailing and finish.
17. Gas Generator and Tank
This only applies to early cars. Check that system is authentic to the eye including tank installation and hoses.
18. Mirrors
No points are to be deducted for prewar year of manufacture dealer option mirrors.
19. Accessories
No points are to be deducted for BCA decals, stickers, badges, and license plate frames. BCA does not recommend, but will not deduct points for inspection stickers or other legally required identification, such as parking or military stickers. No points should be deducted for period stickers and emblems applicable to era, including AACA and CHVA emblems. A point deduction should be made for commercial or non-auto related stickers and/or decals. Pre-1943 model accessories are acceptable if of aftermarket manufacture only if no competing BMD product was offered for that year. They, or BMD options and accessories, are acceptable only if they are authentic in that year. For 1946 and later models, only BMD options and accessories are acceptable when offered for that year and model. Points are never added for accessories, but deductions are taken for authenticity, workmanship and condition.
1. Body (Fit and Quality of Metal Work)
Doors-Fenders/Quarter Panels-Hood-Trunk/Trunk Lid-Cowl
Each of the body components should be judged in the following area. Judges should consider the degree to which a defect may be less than factory original when assigning point deductions. Check for even spacing and proper alignment around all doors, hood, windshield, trunk, and fenders. Stripping, mouldings and belt lines should all line up. Check closed cars for improper restoration of the rain gutters. Points should be deducted if dents or ripples are more noticeable than factory original. No points should be deducted for year of manufacture dealer option trunks on prewar cars. Use of non-authentic material for repairs, such as body lead or plastic, is not encouraged. However, point deduction will be taken only if these repairs are observed without the use of testing methods to determine their composition.
- 1946: First use of strength marks on bolt heads. Earlier years may have letter or number markings.
2. Running Boards / Rocker Panels
Check for correct style rubber or linoleum and/or trim. Mats should be in good condition and garnish mouldings and mats should fit precisely. No points should be deducted for aluminum authentic reproduction trim on prewar cars. No point deduction should be made for factory option step plates on prewar cars. Rocker panels may have points deducted for ripples, rust, dents, missing trim, etc.
3. Exterior Trim and Stripping
Look at chrome as well as stainless mouldings, stone guards, splash guards and grille. Plating should be of the proper type and should be applied to the proper areas only. Parts and trim should be properly finished and smoothed prior to plating. Check for pits, blisters, cracks and corrosion. On die cast parts check for removal of detail and correctly painted accent areas if applicable. On stainless trim check for dents and surface polish. Check brass and nickelplated items for stress cracks.
- 1927: First metallic paint used only in trim, striping. 1928: Chrome plating. 1936: First use of metallic body paint finish, except for Velasquez Silver on 1929.
- On prewar cars no points should be deducted for year and model dealer option pin striping and garnish moulding color changes. On newer cars no point deductions should be made for tape striping if offered for year and model by the manufacturer.

BUICK CLUB OF AMERICA FORMAL JUDGING FORM MODERN VEHICLES



THIS AREA TO B COMPLETED BY OWNER

ENTRY NUMBER	
CLASS	

Year of Vehicle	VIN#	Color	
Model	Body Style & Description	Color	
Car Owner's Name	BCA #		
Address			
City	State	Zip	

Please write A, W, or C in the box provided to indicate the reason for each deduction taken:
 A = Authenticity W = Workmanship C = Condition

CHASSIS

BUMPER/GUARDS/RUB STRIPS	DEDUCT	JUDGES' COMMENTS	AWC
Front	5		
Rear	5		
SUSPENSION/STEERING			
Front	6		
Rear	4		
Frame/Cradle	4		
Fuel Tank	3		
Brakes/Cables/Lines	3		
Exhaust System	5		
Non-Authentic Tire Type 1 per tire			
Non-Authentic Tire Size 1 per tire			
Tire Condition	2		
Wheelhouses	4		
Tire Valves/Stems/Caps/Covers	4		
Non-Authentic Wheels	10		
Wheel/Covers	8		
COLUMN SUBTOTAL			

NOTE: Literature is for documentation

PREQUALIFICATION CHECK

Lights	
Turn Signals	
Horn	
Fire Extinguisher	Yes <input type="checkbox"/> No <input type="checkbox"/>
Safety Glass	Yes <input type="checkbox"/> No <input type="checkbox"/>

SUBTOTAL

INITIALS _____

NOTE: THE VEHICLE MAY NOT BE JUDGED IF A UL APPROVED FIRE EXTINGUISHER IS NOT DISPLAYED AND A RESTORED VEHICLE MAY NOT BE JUDGED IF IT DOES NOT HAVE SAFETY GLASS IN THE WINDSHIELD.

UNDERHOOD/ENGINE/TRANS.	DEDUCT	JUDGES' COMMENTS	AWC
Block, Head & Crankcase	4		
Intake Man./Cover/Throttle Body ..	4		
Non-Authentic Engine	10		
Non-Authentic Color	5		
Tags & Decals	4		
Starter	4		
Alternator	4		
Exhaust Manifolds/Shields	4		
Cruise Control Activator	2		
Wiring/Cables/Coil/Spark Plugs ...	6		
Battery/Hold-down	3		
Fuel Lines	4		
Fuel Injectors/Fuel Rail	6		
Water Pump	2		
Hoses	5		
Hose Clamps	5		
Belts/Fan	4		
Radiator Core/ A/C Condensor	6		
Radiator Cap/Coolant Reservoir ...	4		
Firewall/Cowl	4		
Hood Insulation (as original)	3		
Inner Fenders	4		
Ducts/Tubing	3		
Oil Filter/Air Cleaner	4		
Air Conditioning System/Heater ...	6		
Wiper/Washer Equipment	2		
Anti-Lock Brake System	4		
Power Steering Pump/Brackets ...	3		
Transmission/Drive Axles	5		
Non-Authentic Transmission	4		
COLUMN SUBTOTAL			

○ = indicates a mandatory deduction

INTERIOR BODY	DEDUCT	JUDGES' COMMENTS	AWC
Headliner	5		
Rear Window Shelf/Well.....	3		
Door Panels/Side Panels	10		
Seat Cushions/Back Rests.....	10		
Non-Authentic Upholstery Fabric.....	5		
Non-Authentic Upholstery Color.....	5		
Upholstery Cond./Fit/Application ..	5		
Carpets/Mat/Sill Plates.....	4		
Window Frames/Weatherstripping ..	8		
Seat/Shoulder Pads	5		
Tags/Decals: doors, windows, trunk lid	4		
Steering Wheel	3		
IPedals/Lever/Handles/Knobs	6		
Dashboard/Console	6		
Instruments	8		
Inside Mirrors/Glass	4		
Trunk Interior	10		
Accessories.....	8		
TOP SOFT			
Down or Missing.....	15		
Condition.....	5		
Non-Authentic Material.....	10		
Edges/Seams	4		
Top Boot/Torreau Cover	4		
Non-Authentic Back Window	4		
COLUMN SUBTOTAL			

Please write A, W, or C in the box provided to indicate the reason for each deduction taken:
A = Authenticity W = Workmanship
C = Condition

VALIDATION	CLERK #1	CLERK #2	FINAL TALLY
Re-add Each Category & Enter Score/Initials	PREQUAL CHECK	INITIALS	TOTAL POSSIBLE 400
	CHASSIS		LESS DEDUCTIONS
	ENGINE		GRAND TOTAL
	INTERIOR		VERIFIED SCORE:
	EXTERIOR		
	TOTAL		

EXTERIOR BODY (Frt, Metal Quality, Paint)	DEDUCT	JUDGES' COMMENTS	AWC
Doors	20		
Fenders/Quarter Panels	20		
Hood	5		
Trunk Lid.....	5		
Rear Fascia	5		
Rocker Panels	6		
Exterior Trim/Emblems/Striping	10		
Non-Authentic Sunroof.....	8		
Hard Top/Roof	5		
Non-Authentic Color.....	10		
Paint Condition	10		
FRONT END			
Front Fascia/Ar Darnl	6		
Grille	5		
Hood Ornaments	4		
LIGHTS			
Head Lamp Doors.....	5		
Side Lamp/Parking Lamps.....	5		
Radio Antenna	5		
Driving Lamps/Fog Lamps.....	5		
Radio Antenna	5		
Windshield Wipers	5		
Window Frames.....	5		
Window Glass	10		
Door Handles	4		
Mirrors	4		
Accessories	8		
COLUMN SUBTOTAL			

NOTE: Literature is for documentation ○ = indicates a mandatory deduction

AWARD SCORING	
GOLD	385-400
SILVER	370-384
BRONZE	355-369
PRESERVATION	370
ARCHIVAL	350

JUDGING CAPTAIN (Print) _____

CAPTAIN'S SIGNATURE _____

DEPUTY SIGNATURE _____

OWNER _____

ENTRY NUMBER _____

THE JUDGES DECISIONS, AS REFLECTED IN THIS FORM, ARE FINAL.



BUICK CLUB OF AMERICA
Judges Worksheet Modern Vehicles

Class _____ Meet _____ Year _____ Judge _____

Please write A, W, or C in the box provided to indicate the reason for each deduction taken:
A = Authenticity
W = Workmanship
C = Condition

CHASSIS	MAXIMUM DEDUCTION	ENTRY NO.		DEDUCTIONS		COMMENTS		ENTRY NO.		DEDUCTIONS		COMMENTS	
		A	W	C		A	W	C		A	W	C	
BUMPERS/GUARDS/RUB STRIPS													
Front	5												
Rear	5												
SUSPENSION/STEERING													
Front	6												
Rear	4												
Frame/Cradle	4												
Fuel Tank	3												
Brakes/Cables/Lines	3												
Exhaust System	5												
Non-Authentic Tire Type	1 per tire												
Non-Authentic Tire Size	1 per tire												
Tire Condition	2												
Wheelhouses	4												
Tire Valves/Stems/Caps/Covers	4												
Non-Authentic Wheels	10												
Wheels/Covers	8												
TOTAL DEDUCTION													

JUDGING THE MODERN CHASSIS

The judge should not crawl under the car when judging the chassis. Inspection of the undercarriage may be accomplished by kneeling at front, rear, and at strategic points along the sides of the car to perform the necessary observations. Flashlights and other aids are not to be used in the BCA judging process.

1. **Bumpers / Guards / Rub Strips**

Check the condition of chrome, authenticity, finish and trim. Bumpers should show painted accents where required.

2. **Suspension / Steering**

Check for correctness of steering gear; style of grease fittings installed; excessive amount of lube and cleanliness. Springs and shocks must be authentic and no helper springs may be installed or removed. No points are to be deducted for original factory authorized towing package if available in year of manufacture.

3. **Frame / Cradle**

Check for non-authentic modifications, condition and correct paint color. Although not encouraged, no points will be deducted for appropriate type undercoating applied to frame, floorpans and sheetmetal in a workmanlike fashion on cars of the era. Check for poor workmanship hidden by undercoating.

4. **Fuel Tank**

Check for correct size, style, appearance of finish, placement and absence of severe dents.

5. **Brakes / Cables / Lines**

Check for correct style brakes, drums, power booster and/or cables/rods. No points should be deducted for stainless steel brake lines. Check for proper routing

6. **Exhaust System**

Check for correct size, style of muffler, exhaust pipes, and catalytic converters. No points are to be deducted for surface rust and modern high temperature coatings which protect the system. Points should be deducted for condition, non-authentic cutouts and end tips.

7. **Tires - Type**

Check tires for correct type (radial/bias-ply). Radial tires were first offered as an option in 1967 on all models. One point is deducted for each tire which was not a factory authorized option for model and year.

8. **Tires - Size**

Check tires for correct size and whitewall width for year and model. A non-authentic tire must also receive a deduction for non-authentic tire size. If neither the standard nor alternate tire size is currently being reproduced; the next closest tire size up or down may be substituted without a deduction. A non-authentic tire size includes an obviously incorrect (more than 1/2-inch variation from factory) whitewall width. One point is deducted for each non-authentic sized tire.

9. **Tires - Condition**

Check tire tread pattern; tires should match in pairs. Spare tire need not match any pair of tires on car, but if two spares are carried, they must match. 1 or 2 points should be deducted for excessive wear, dirt, or damage. Non-authentic tires (type or size) are not judged for condition.

10. **Wheelhouses**

Points should be deducted for condition, excessive undercoating, and dirt.

11. **Tire Valves / Stems / Caps**

Check for correct type for year of manufacture. Points should be deducted for painted stems and weights.

12. **Non-Authentic Wheels (Mandatory deduction)**

Check for correct wheels and/or rims for year and model. Incorrect wheels result in a mandatory 10 point deduction.

13. **Wheels / Covers**

Check condition of wheels. Points should be deducted for cracks or pits in metal, for excessive paint chips and spalls around the rims. Hubcaps/trim covers should be correct for year and model.



BUICK CLUB OF AMERICA

Judges Worksheet

Modern Vehicles

Class _____ Meet _____

Please write A, W, or C in the box provided to indicate the reason for each deduction taken:
 A = Authenticity W = Workmanship C = Condition

Year _____ Judge _____

ENTRY NO.
 A W C
 DEDUCTIONS

ENTRY NO.
 A W C
 DEDUCTIONS

ENTRY NO.
 A W C
 DEDUCTIONS

ENTRY NO.
 A W C
 DEDUCTIONS

MAXIMUM DEDUCTION

UNDER HOOD ENGINE/TRANSMISSION

ENGINE/TRANSMISSION	MAXIMUM DEDUCTION	ENTRY NO. A W C DEDUCTIONS	COMMENTS	ENTRY NO. A W C DEDUCTIONS	COMMENTS	ENTRY NO. A W C DEDUCTIONS	COMMENTS	ENTRY NO. A W C DEDUCTIONS	COMMENTS
Block, Head & Crankcase	4								
Intake Mand./Cover/Throttle Body	4								
Non-Authentic Engine	10								
Non-Authentic Color.....	5								
Tags & Decals	4								
Starter	4								
Alternator	4								
Exhaust Manifold/Shields	4								
Cruise Control Actuator	2								
Wiring/Cables/Coil/Spark Plugs ...	6								
Battery/Holddown.....	3								
Fuel Lines	4								
Fuel Injectors/Fuel Rail.....	6								
Water Pump	2								
Hoses	5								
Hose Clamps.....	5								
Belts/Fan.....	4								
Radiator Core/A/C Condensor.....	6								
Radiator Cap/Coolant Reservoir ...	4								
Firewall/Cowl.....	4								
Hood Insulation (as original)	3								
Inner Fenders	4								
Ducts/Tubing	3								
Oil Filter/Air Cleaner	4								
Air Conditioning System/Heater ...	5								
Wiper/Washer Equipment	2								
Anti-Lock Brake System.....	4								
Power Steering Pump/Brackets ...	3								
Transmission/Drive Axles	5								
Non-Authentic Transmission	4								
TOTAL DEDUCTION									

○ = indicates a mandatory deduction

JUDGING THE MODERN UNDERHOOD / ENGINE / TRANSMISSION

- Have the owner open the hood for you. Inspect all components for cleanliness and finish. Look for gasoline stains, deteriorated finish, excess oil, grime, extra holes, water leaks, and condition of belts. Maximum point deductions should be made only when a component is missing or non-authentic.
- 1. Block / Head / Crank Case**
Check for correct block, heads, rocker covers and oil pan for model and year, and for condition, cleanliness, and overall appearance.
 - 2. Intake Manifold / Cover / Throttle Body**
Check that manifold is correct for model and year and for condition, cleanliness, and overall appearance.
 - 3. NonAuthentic Engine (Mandatory deduction)**
A full 10 point deduction will be made if engine is nonauthentic for year and model.
 - 4. NonAuthentic Color (Mandatory deduction)**
Ref: Appendix X
A full 5 point deduction will be made if color is non-authentic for year and model.
 - 5. Tags and Decals**
Check that tags and decals are present, legible, properly mounted and correct for year, model and/or accessories.
 - 6. Starter**
Check that starter is correct for year and model.
 - 7. Alternator**
Points should be deducted for improper size, style and color for model and year.
 - 8. Exhaust Manifolds / Shields**
Check that manifolds and shields are correct for model and year, for condition, cleanliness, and overall appearance. No point deduction should be made for chat discolored manifolds. Exhaust systems were not originally painted. Surface rust or painted finish will not receive a point deduction, however, deteriorated or pitted systems did not come that way from the factory.
 - 9. Cruise Control Actuator**
Check that actuator is correct for model and year, and for condition, cleanliness and overall appearance.
 - 10. Wiring / Cables / Coils / Spark Plugs**
Points should be deducted for incorrect wiring size, type, loom material, connectors, coverings and clips. Also for incorrect coil, battery connectors, and spark plugs.
 - 11. Battery / Hold Down**
Check for correct size, style and "Look" for year and model. A one point deduction should be made for incorrect battery manufacturer. Batteries in all are of DELCO manufacture. Optional maintenance free D89 batteries were available in 1973. Freedom II batteries were first used in 1977.
 - 12. Fuel Lines**
Points should be deducted for leaks, condition and authenticity.
 - 13. Fuel Injectors /Fuel Rail**
Check for correct type for model and year.
 - 14. Water Pump**
Check that the water pump is visually as installed by manufacturer.
 - 15. Hoses**
Points will be deducted for condition and also for flex hoses if not original factory installed type.
 - 16. Hose Clamps**
Up to a maximum of 5 points should be deducted for non-authentic style clamps.
 - 17. Belts and Fans**
Check for original equipment for model and year. Point deductions should be made for condition and cleanliness.
 - 18. Radiator Core / Air Conditioning Condenser**
Up to a maximum of 3 points should be deducted for non-authentic fin pattern. Point deduction should also be made for condition and workmanship.
 - 19. Radiator Cap / Coolant Reservoir**
No points will be deducted unless cap is rusted, missing or wrong type.
 - 20. Firewall / Cowl**
Check for original color. Points should be deducted for extra holes, brackets and accessories.
 - 21. Hood Insulation (as original)**
Points will be deducted for condition and authenticity of insulation on cars requiring hood insulation. A maximum deduction could be made for missing insulation if required for year and model.
 - 22. Inner Fenders**
Check for correct finish as factory original. Point deductions should be made for excessive road dirt and / or rust.
 - 23. Ducts and Tubing**
Check for correct size, style, color and placement.
 - 24. Oil Filter and Air Cleaner**
Check that they are visually correct for model and year of manufacture. Points should be deducted for incorrect brand or decals.
 - 25. Air Conditioning System / Heater**
Check for correct factory components for year and model, and for condition.
 - 26. Wiper / Washer Equipment**
Check for correct factory components for year and model, and for condition.
 - 27. Anti-Lock Brake System**
Check for correct factory components for year and model, and for condition.
 - 28. Power Steering Pump / Brackets**
Check for correct factory components for year and model, and for condition.
 - 29. Transmission / Drive Axles**
Check for correct factory components for year and model, and for condition.
 - 30. Non-Authentic Transmission / Drive Axles (Mandatory deduction)** Non-authentic transmission/overdrive is a mandatory 4 point deduction.



BUICK CLUB OF AMERICA

Judges Worksheet Modern Vehicles

Class _____ Meet _____ Year _____ Judge _____

Please write A, W, or C in the box provided to indicate the reason for each deduction taken:
 A = Authenticity
 W = Workmanship
 C = Condition

INTERIOR	MAXIMUM DEDUCTION	ENTRY NO.		ENTRY NO.		ENTRY NO.		ENTRY NO.	
		DEDUCTIONS	COMMENTS	DEDUCTIONS	COMMENTS	DEDUCTIONS	COMMENTS	DEDUCTIONS	COMMENTS
Headliner	5								
Rear Window Shelf/Well	5								
Door Panels/Side Panels.....	6								
Seat Cushions/Back Rests	4								
Non-Authentic Upholstery Fabric ...	4								
Non-Authentic Upholstery Color.....	3								
Upholstery Condi./Fit/Application...	3								
Carpets/Mats/Sill Plates	5								
Window Frames/Weatherstripping ..	2								
Seat/Shoulder Belts.....	4								
Tags/Decals/Doors,Windows,Trunk Lid..	4								
Steering Wheel.....	10								
Pedals/Lever/Handles/Knobs.....	10								
Dashboard/Console.....	6								
Instruments	4								
Inside Mirrors/Glass.....	4								
Trunk Interior	3								
Accessories	8								
TOP, SOFT									
Down or Missing	5								
Condition	2								
Non-Authentic Material	4								
Edges/Seams	4								
Top Boot/Tonneau Cover	10								
Non-Authentic Back Window.....	4								

○ = indicates a mandatory deduction

JUDGING THE MODERN INTERIOR

When judging the interior, the owner is to provide access, however the judge does not enter the vehicle, touch anything, and must refrain from smoking or eating or drinking while judging.

- 1. Headliner**
Points should be deducted for incorrect color of upholstery and/or material and style for model and year. Also for fit, wrinkles, and condition.
- 2. Rear Window Shelf/Well**
Up to 3 points should be deducted for worn, damaged or incorrect rear window shelf for worn, damaged or wrong material used in the rear window well.
- 3. Door Panels / Side Panels & Seat Cushions / Rests**
Points should be deducted for incorrect material, fit, pleating, welting, shaping, trim, piping, and condition. Check door and side panels for correct fit, stitching or hearssealing designs, pockets, trim pieces, and kick panels.
- 4. Non-Authentic Upholstery Fabric (Mandatory deduction)**
A mandatory 5 point deduction will be made if upholstery material and pattern do not appear as original.
- 5. Non-Authentic Upholstery Color (Mandatory deduction)**
A mandatory 5 point deduction will be made if upholstery color or year and model of car.
- 6. Upholstery Fit / Application / Condition**
Check for look (pleats or mode of application), fit, condition or quality of workmanship.
- 7. Carpets / Mats / Sill Plates**
Points will be deducted for condition, finish and authenticity of sill plates, mats and carpet style, binding, fit, and fasteners.
- 8. Window Frames (Interior) / Wetherstripping**
Points will be deducted for incorrect finish of garnish mouldings, fit and condition of rubber.
- 9. Seat / Shoulder Belts**
Check for missing or incorrect safety belts for model and year . Also check condition and finish.
- 10. Tags / Decals: Doors, Windows, Trunk Lid**
Check that tags and decals are legible, properly mounted and correct for year, model and/or accessories.
- 11. Steering Wheel**
Points should be deducted for cracks, color and condition. A maximum point deduction will be made for wrong or non-factory covered steering wheel.
- 12. Pedals / Levers / Handles / Knobs**
Points should be deducted for bad plating or finish, incorrect type, color or finish for year and model. Also points should be deducted for incorrect or worn covers for gear shift or brake, clutch, and gas pedals.
- 13. Dashboard and/or Console**
Points will be deducted for incorrect fit, finish, color, and accessories. Also for exposed or incorrect wiring and poor workmanship.
- 14. Instruments**
Points should be deducted for any non-factory installed instruments, missing gauges and fogged, scratched or cracked lenses.
- 15. Inside Mirrors / Glass**
Points will be deducted for condition and incorrect type, finish, and/or style.
- 16. Trunk Interior**
Check trunk lining and mat for correct material and pattern. Also for weatherstripping condition and/or leaks.
- 17. Accessories**
No points will be deducted for mounting a fire extinguisher if done in a workmanlike manner. (Also see exterior accessories.)
- 18. Down or Missing (Mandatory deduction)**
Owner must have top up or the mandatory 15 point deduction will be taken.
- 19. Condition**
Points will be deducted for wear, wrinkles and sags in the top. Remember that original factory tops had "some" wrinkles and sags.
- 20. Non-Authentic Material (Mandatory deduction)**
The mandatory 10 point deduction should be made for all cars that have the wrong material or top color for model, body color and year.
- 21. Edges / Seams**
Check for correct type, finish, correct placement, and condition.
- 22. Top Boot / Tonneau Cover**
Check condition, fastener type and authenticity.
- 23. Non-Authentic Back Window (Mandatory deduction)**
A mandatory 4 point deduction will be made for incorrect size, placement, material and style for model and year.

TOP SOFT

No points should be deducted unless car being judged is a convertible. Check that top is correct for model and year.

18. Down or Missing (Mandatory deduction)

Owner must have top up or the mandatory 15 point deduction will be taken.

19. Condition

Points will be deducted for wear, wrinkles and sags in the top. Remember that original factory tops had "some" wrinkles and sags.

20. Non-Authentic Material (Mandatory deduction)

The mandatory 10 point deduction should be made for all cars that have the wrong material or top color for model, body color and year.

21. Edges / Seams

Check for correct type, finish, correct placement, and condition.

22. Top Boot / Tonneau Cover

Check condition, fastener type and authenticity.

23. Non-Authentic Back Window

(Mandatory deduction)

A mandatory 4 point deduction will be made for incorrect size, placement, material and style for model and year.



BUICK CLUB OF AMERICA

Judges Worksheet Modern Vehicles

Class _____ Meet _____ Year _____ Judge _____

Please write A, W, or C in the box provided to indicate the reason for each deduction taken:
 A = Authenticity W = Workmanship
 C = Condition

EXTERIOR BODY (Fit, Quality, Paint)	MAXIMUM DEDUCTION	ENTRY NO.			COMMENTS	ENTRY NO.			COMMENTS	ENTRY NO.			COMMENTS
		A	W	C		A	W	C		A	W	C	
Doors.....	20												
Fenders/Quarter Panels.....	20												
Hood.....	5												
Trunk Lid	5												
Rear Fascias	5												
Rocker Panels	6												
Exterior Trim/Emblems/Stripping..	10												
Non-Authentic Sunroof	8												
Hard Top/Roof	5												
Non-Authentic Color.....	10												
Paint Condition	10												
FRONT END													
Front Fascia/Air Dam.....	6												
Grille.....	5												
Hood Ornament	4												
LIGHTS													
Head Lamp Doors	6												
Side Lamps/Parking Lamps	5												
Tail Lamps	5												
Driving Lamps/Fog Lamps	5												
Radio Antenna	5												
Windshield Wipers.....	5												
Window Frames.....	5												
Window Glass.....	10												
Door Handles	4												
Mirrors	4												
Accessories	8												
TOTAL DEDUCTION													

○ = indicates a mandatory deduction

JUDGING THE MODERN EXTERIOR

First do a quick walk around of the car. Check each of the components (fenders, doors, hood, etc.), the color scheme and presence of items which should not be there, as well as absence of things which should be there. Make a mental note of any discrepancies. If in doubt, discuss them with your Team Captain. If necessary the Team Captain should ask the owner for documentation while you are judging the details. Check for authenticity, condition, workmanship and maintenance.

- 1. Body (Fit and Quality of Metal Work)**
Doors-Fenders/Quarter Panels-Hood-Trunk / Trunk Lid-Rear Facer-Hard Top / Roof
Each of the body components should be judged in the following area. Judges should consider the degree to which a defect may be less than factory original when assigning point deductions. Check for even spacing and proper alignment around all doors, hood, windshield, trunk, and fenders. Striping, mouldings and belt lines should all line up. Points should be deducted if dents or ripples are more noticeable than factory original. Use of non-authentic material for repairs, such as body lead or plastic, is not encouraged. However, point deduction will be taken only if these repairs are observed without the use of testing methods to determine their composition
- 2. Rocker Panels**
Rocker panels may have points deducted for ripples, rust, dents, missing trim, etc.
- 3. Exterior Trim / Striping / Emblems**
Look at chrome trim and moulding. Plating should be of the proper type and should be applied to the proper areas only. Parts and trim should be properly finished. Check for pits, blisters, cracks and corrosion. Check for removal of detail and correctly painted accent areas if applicable.
- 4. Non-Authentic Sunroof (Mandatory deduction)**
A mandatory 8 point deduction must be made if sun roof is not authentic for year, or model.
- 5. Non-Authentic Color (Mandatory deduction)**
A mandatory 10 point deduction must be made if paint color is not authentic for year, or model. A slight variation of shade is acceptable and no point deduction should be made. If paint looks as original no point deduction should be made for the type of paint.

Paint colors applied may be in any color combination and location available from the factory for that model and year and need not be the color originally applied to that particular car. Paint should be of the type originally applied or have the appearance of the original finish.

- 6. Paint / Detailing / Condition**
Check for workmanship, condition and maintenance of the finish. Points should be deducted for excessive orange peel, over-spray, over-rubbing, sanding scratches, difference in color between panels, fish eyes, cracks, crazing, blisters, dull finish, chalking, excessive chips, touch-up areas and poor masking. Points may be deducted for anything that detracts from the finish of the car but the judge should not make an intensive search for painting or maintenance defects.

FRONT END

- 7. Front Facia / Air Dam**
Check for correct finish, detail, and/or trim, proper alignment to fenders, and condition.
- 8. Grille**
Check for proper fit to front facia, correct style, finish, and correct mounting hardware.
- 9. Hood Ornament**
Ornament should be correct for year and model. The finish should be correct and have required detailing and/or paint trim. Check for pits, blisters, cracks, corrosion, dents and surface polish. No point deductions will be made unless flaws noticeably detract from the overall look of the ornament.
- 10. Head Lamp Doors / Side Lamps and/or Parking Lamps / Tail Lamps / Driving Lamps and/or Fog Lamps**
Check that lights are correct for year of manufacture or a factory authorized option. A point deduction should be made for incorrect lights if not offered as original factory equipment, headlamp housings that are not the correct finish, lack the correct trim,

and/or are in poor condition.

- 11. Radio Antenna**
Points also should be deducted for non-authentic lights, cracked, improper or faded lenses.
- 12. Windshield Wipers / Wiper Arms**
Check for correct type and style for model and year of manufacture.
- 13. Wiper Arms should be checked for correct type and style.**
Window Frames / Mouldings (Exterior)
Check for proper fit, finish and condition of plastic and/or rubber
- 14. Window Glass**
All vehicles must have safety glass in the windshield or they will not be judged. Other windows may or may not be safety glass. These may be original glass, laminated or tempered glass depending on the year. Points will be deducted for non-authentic tint, cracked, fogged, discolored, delaminated, or missing glass.
- 15. Door Handles**
Check escutcheon, rubber, proper fit, detailing and finish.
- 16. Mirrors**
Points are to be deducted for incorrect finish and condition.
- 17. Accessories**
No points are to be deducted for BCA decals, stickers, badges, and license plate frames. BCA does not recommend, but will not deduct points for inspection stickers or other legally required identification, such as parking or military or non-auto related stickers and/or decals. Pre-1943 model accessories are acceptable if of aftermarket manufacture only if no competing BMD options and accessories, are acceptable when offered for that year and model. Points are never added for accessories, but deductions are taken for authenticity, workmanship and condition.

LIGHTS



BUICK CLUB OF AMERICA Team Captain Reporting Form

Meet Location

Today's Date

Class or Classes Judged: _____

(Years, Models): _____

Team Captain: _____ Phone # _____

The following persons judged all vehicles in the categories listed:

Exterior: _____ Phone # _____

Engine: _____ Phone # _____

Interior: _____ Phone # _____

Chassis: _____ Phone # _____

This form is to be completed by each Team Captain and turned in at the administrative office with the judging experience record card for each judge on your team.

Duties and Responsibilities of the Team Captain

The Team Captain is responsible for on-field conduct of BCA judging policy. The Team Captain is also responsible for the preservation and augmentation of good relations between BCA judging and the BCA member-owners. This position is therefore one of greatest importance to the success of the judging process. The Team Captain is the leader of the judging team and serves a liaison between that team and both the owner of each car judged and the judging system as represented by the BCA, the Judging Officials and this manual. He/she is responsible for ensuring that all judging activities are carried out in a fair, courteous and impartial fashion and is to lead, instruct, and guide the members of the team to that end result.

The Team Captain will arrive on the field prior to the designated time. Initially inventory all vehicles in your class to see that they are correctly placed on the field. Check all cars against the roster. Notify your Deputy of any differences, and instruct owners if they must move.

The Team Captain shall obtain from the owner the completed judging form, check the correctness, completeness and legibility of the information provided and make additions and corrections as required. He will then:

- a. Assign each team member to a responsibility in one of the four categories of judging; exterior, interior, chassis or engine.
 - b. Give assistance to any team member as required or requested.
 - c. Be the only member of the team to converse with the vehicle owner.
 - d. Assign a team member to place "Judged" stickers on the windshield card at completion of judging.
 - e. Assign a team member to verify completion of the Pre-Qualification Check process which include operational fire extinguisher on all vehicles and safety glass in the windshield of restored vehicles. **Non-conforming vehicles are not eligible for judging.** If a vehicle is disqualified for any reason, a statement of disqualification and its cause shall be made on the judging sheet and on the reverse of the windshield card.
 - f. Give special attention to new judges. Provide leadership and instruction. Provide guidance to any team member who is unfairly critical or too lax.
 - g. Insure that only team members are present when judging discussions are held. All reporting of individual judges must be done as privately as possible.
 - h. Initial any changes which have been entered on the form.
 - i. Receive and discuss evidence of authenticity with the owner.
 - j. Refer evidence in conflict with the judging manual to the Deputy Judging Team for consideration of merit.
 - k. Critically evaluate the evidence and render a decision which shall be reflected on the judging sheet.
 - l. If the evidence is unsatisfactory, and the owner requests arbitration, the Team Captain shall call upon the Deputy Judging Team to arbitrate the decision.
 - m. Enter on the judging form all items of deduction, make notations in the comment column, total each column, enter the Summary column of the form, total the score, determine the placement, in order of descending score, confirm the reasonableness of the placement and sign the judging form under "Team Captain." Double check all entries on the judging form.
 - n. Complete each judging form entirely before moving to the next car to be judged. Verify that point deduction is being taken for the correct entry.
 - o. If they are to be judged, begin with the Senior, Preservation and Archival Award vehicles in your class.
 - p. Continue judging with evaluation of all remaining non-special-class vehicles.
 - q. Submit the completed judging forms to the Deputies for their verification, approval and signature before leaving the field. Then the team will deliver them to the Judging Administration office.
- r. Collect the individual Category Worksheets, complete the Team Captain Reporting Form and turn them in at the Judging Administration Office at the conclusion of the judging.
 - s. Collect the Judge's Participation Cards at the conclusion of judging, while your team is awaiting verification of your results at Administration. Turn them in at the Judging Administration Office. Receive the "Judges Participation Pins" and distribute them to the team members before releasing your team .

General Judging Policies

The most general guideline is that all Buicks are to be presented and evaluated knowledgeably, impartially, consistently, courteously and fairly. This critical evaluation should be an educational process for both the restorer/owner and the judging team. A free flow of information is encouraged for the improvement of both judge and judged. **It shall be the owner's responsibility to document the authenticity or correctness of any feature of his/her vehicle to the satisfaction of the judging team.** In the event of a dispute, the Head Judge and Deputies are empowered to arbitrate a resolution. In the event that an authenticity dispute arises over a matter as printed in this handbook, the owner's documentation shall be provided to the Head Judge of the meet. The Head Judge will subsequently present the documentation for possible modification of this handbook to the Chief Judge of the BCA if warranted by the evidence. Acceptance (or denial) of the evidence for purposes of the meet shall not prejudice the review of such evidence by BCA, or its ultimate inclusion by alteration of this handbook.

Guidelines for Fairness and Consistency in Judging

A judging team should consist of a Team Captain, at least one other judge and apprentices (optimum size for team is four). The combined experience and knowledge of the judging team should cover extensively all the cars in that particular class.

Each judging team should look over the entire class before starting on that class. **Judges should not touch an entry. It is imperative that the owner or a representative be with the vehicle during the judging process.** If the owner is not present, the team moves to the next vehicle, unless prior arrangements are made between the Team Captain and the owner, or a notation is made on the windshield card that the owner is a judge, specifying which class the owner is judging, and specifically authorizing the Team Captain to open whatever accesses would be required to facilitate judging. In this case, as an accommodation to a fellow judge, if a major authenticity point deduction is mandated, the Deputy Team shall be summoned to adjudicate the item of non-authenticity and shall consult with the owner-judge if necessary in their deliberations. If an absent owner is located before the judging is completed in that class, then his or her vehicle should be judged; otherwise, it shall not be judged.

Keep in mind that the vehicles you will be judging are production vehicles that came off an assembly line. The judging standard in any particular area should rate how this vehicle compares to the **original factory product.** If any judged item is as good as original it should receive no deductions in that category. Of course, if a better quality of workmanship is found and the vehicle has not been modified in any way from original, then it still receives no deductions. All parts should be as original, factory replacement or dealer option equipment as defined elsewhere in this judging handbook. As an example, painted items should be painted only in correct colors and only originally plated items should be plated and with the correct type of plating.

Every judge should keep in mind that he or she is judging each vehicle individually on its own merit. A vehicle starts out with the maximum number of points allowed in each category. Points are then deducted according to the severity of the defect. If a vehicle meets all standard requirements for factory new condition, then the judge should not deduct points just because the last vehicle judged had a million dollar paint job and this one has a factory issue paint job. Both vehicles have met or exceeded the original quality requirements for full points. **Do not deduct fractional points.**

FIRE EXTINGUISHER AND SAFETY GLASS

The car should not be judged if an operational UL approved fire extinguisher is not displayed. A restored car shall not be judged if it does not have safety glass in the windshield.

**BUICK CLUB OF AMERICA NATIONAL MEET
JUDGING EXPERIENCE RECORD**

Class Judged _____

Last Name First Name MI BCA Member #

Street or Box Address

City State Zip

Today's Date Place of Meet

Judge Team Captain Deputy Head Administration Office

Rev. 5-95

**BUICK CLUB OF AMERICA
NATIONAL JUDGING SCHOOL
ATTENDANCE RECORD**

Last Name First Name MI BCA Member #

Street or Box Address

City State Zip

Today's Date Place of Meet/School

Rev. 5-95

BCA OFFICIAL NATIONAL MEET REGISTRATION FORM

(Please type or print)

Registrar's Name: _____ BCA # _____
Address: _____
City: _____ State: _____ Zip: _____
Phone: _____ Fax: _____
E-mail: _____

Buick entered *(please copy form for additional entries)* for competition in the following class:

Not judged _____ Judged in class _____ Unrestored _____
Archival _____
Senior Preservation (first) _____ Multiple _____ Year of Senior Award _____
Year _____ Model Number _____ Body Style _____ Body # _____
VIN (Chassis Serial #) _____
Color Code # _____

I will be willing to serve on the judging Team.
(Please copy this form if more than one family member is willing to participate.)

My preferred assignment would be in order of preference:
A: Year _____ B: Year _____ C: Year _____ Administration _____

I have previously served at a National Meet using the 400 point system _____.

I am a Senior _____ Master _____ Senior Master _____ judge.

I have previously served as: Team Captain _____ Deputy _____ Head Judge or Assistant _____.

Vehicles I have restored: _____

Buicks entered in this meet owned by family members or friends about which I would find impartiality difficult:
(year) _____

Name of Judging Applicant: _____ BCA # _____

Please return this application to Head Judge:

Name: _____ BCA # _____
Address: _____
City: _____ State: _____ Zip: _____
Phone: _____ Fax: _____
E-mail: _____

**BCA NATIONAL MEET
JUDGING SHEET REQUEST FORM**

Owner's Name _____ BCA # _____

Address _____ City _____ State _____ Zip _____

Phone _____

Year _____ Model Name _____ Model # _____ Color _____

Registration # _____ Judging Class _____

Year of Meet _____ Location of Meet _____

The judges decisions, as reflected on the judging form, are final. If you have questions about the judging of your car, please read your judges handbook before contacting the BCA National chief judge. Please allow the BCA National Office 1 to 2 weeks to mail your requested form. The forms are not available for the office to copy for up to 4 weeks after the meet. If you request a judging form after December 31st of the year the judged meet was held, there will be a \$5.00 fee.

All requests must include a self-addressed stamped envelope for return mail.

Mail request to:

Att: Judging Form
BCA National Office
P.O. Box 360775
Columbus, OH 43236-0775



CLASS

ENTRY NUMBER

YEAR

MODEL

COLOR

OWNER'S NAME

BCA #

CITY

STATE