



## PEUGEOT TRAVELLER RANGE

PRICES, EQUIPMENT AND TECHNICAL SPECIFICATIONS

Version 11- October 2018

Model Year - 2018.5



PEUGEOT

Lengths

**Lengths:**  
 Designed to fit your life, with two lengths available, there is a PEUGEOT Traveller to suit everyone. The two different lengths are made up of a combination of one wheelbase lengths and two rear overhangs. The two lengths are as follows:

**Standard:** Measuring in at 4.95m in length, Standard combines a longer wheelbase with a short rear overhang. Standard length provides the perfect balance between manoeuvrability and practicality. The longer wheelbase provides extra rear seat legroom and a larger boot area whilst the compact rear overhang ensures a comfortable fit within car park spaces.

**Long:** Measuring in at 5.30m in length, Long combines a long wheelbase with a long rear overhang for optimum practicality. Perfect for larger families or VIP transportation. PEUGEOT recommend the fitment of the optional third row seats to take full advantage of the cavernous levels of space available.

All versions of PEUGEOT Traveller are limited to a height of 1.9m, this allows easy access to height restricted car parks.



Model shown is PEUGEOT Traveller Allure Standard length



PEUGEOT Traveller Active and Allure 'Designed with Family in Mind'



PEUGEOT Traveller Standard

PEUGEOT Traveller Range

Featuring two distinctive ranges, PEUGEOT Traveller has been designed with both families and businesses in mind.

**Designed with families in mind,** PEUGEOT Traveller is available in Active and Allure trim levels. Family friendly features include: up to six sets of Isofix mounting points, rail mounted rear seats for optimum modularity, a child observation mirrors front seat back tray tables and window blinds. Coupled with a host of clever features, the family friendly Active and Allure also feature a large boot, complete with boot torch and load restraint net, making it ideal transportation for all of life's adventures.

**Designed with businesses in mind,** PEUGEOT Traveller is available in Business and Business VIP trim levels. Business friendly features include: seating for up to nine people (Business only), four rear armchairs with 'lounging configuration' and optional table (Business VIP only). In addition to these impressive features, Business versions also feature a hard wearing TPO plastic floor requiring minimal maintenance, whilst on the more luxurious Business VIP versions, the rear armchairs will offer sublime comfort for both you and your clients, leaving you feeling refreshed for all of your days engagements.



PEUGEOT Traveller Long



Model shown is PEUGEOT Traveller Business VIP Standard length



PEUGEOT Traveller Business and Business VIP 'Designed with Business in Mind'



Model shown is PEUGEOT Traveller Allure Standard length in optional Amber Red metallic paint

Available in 2 lengths, Standard and Long, PEUGEOT Traveller can carry up to nine people (dependent on version). Featuring a wealth of practical solutions the PEUGEOT Traveller is the ultimate multi-purpose vehicle, ready to take on whatever life can throw at it.

**PEUGEOT Traveller and Traveller Business models come with the following equipment as standard:**

**Safety and Security**

- ABS with Electronic Brakeforce Distribution (EBD)
- Airbags
  - Driver and front passenger airbags
  - Driver and front passenger side airbags (head and thorax)
- Alarm (volumetric)
- Automatic door locking when moving off
- Cruise control and speed limiter
- DAA1 (Driver attention alert system)
- Electric child locking functionality on rear doors
- Emergency fuel cut off (in event of collision)
- Exterior temperature indicator with ice warning
- Front optimised safety headrests and rear retractable headrests (x3), height-adjustable.
- Front three-point retractable seatbelts
- Front ventilated disc brakes, rear disc brakes
- Gear Shift Indicator
- Headlights left on / door open audible warning
- Hill start assist function
- Isofix child seat fittings (x3 sets including top tether) for rear seats
- Rear three-point retractable seatbelts (x3)
- Seatbelt not fastened or unfastened audible and visual alert for front seats
- Steel full size spare wheel

**Comfort and Convenience**

- Acoustic Pack (Acoustic windscreen and rear side windows)
- Coat hooks (driver and passenger side)
- Cup-holders (x2, dashboard mounted)
- Cup-holders (x2, located in row 3 side panels)
- Electric and heated door mirrors
- Electric power steering with reach and rake-adjustable steering column
- Front interior light with reading spotlights (x2)
- Grab handles, driver and passenger side, retractable with damping
- Heated rear windscreen with rear wash wipe
- Illuminated boot area
- Illuminated vanity mirrors
- Mechanical handbrake
- Multifunction trip computer
- One-touch electric front windows with pinch protection
- Parking sensors - rear
- Reading spotlights (x3), in rear
- Rear side windows: dark tinted (30% light transmission) fixed position row 2 / 3
- Remote central locking with deadlocks
- Twin sliding rear doors

**Interior Features**

- Dashboard: chrome airvent surround trim
- Dashboard: lower glovebox, open without lid
- Dashboard: open central storage compartment
- Dashboard: upper glovebox, with lid and illumination
- Decorative inlays to dashboard, door and side panels
- Door pockets: front, (including storage for 1.5L bottles)
- Door pockets: rear, (including storage for 500ml bottles)
- Fixing rings (x4) in load area (Standard versions)
- Fixing rings (x6) in load area (Long versions)
- Gear lever - automatic with rotary 'drive mode selector'
- Gear lever - manual with black gearknob and leather effect gaiter trim (5 and 6 speed gearbox)
- Instrument display panel: white LCD matrix display and 4 x dials (rev counter, speedo, fuel gauge and water temperature)
- Plastic coated steering wheel with multifunction controls on steering column
- Roof lining - light grey
- Satin chrome finish to front interior door handles
- Seating:
  - Driver and front passenger seat adjustable armrest
  - Driver and front passenger seat mechanical longitudinal adjustment
  - Driver and front passenger seat mechanical back rest angle adjustment
  - Driver seat mechanical height adjustment
  - Driver seat mechanical lumbar adjustment

**In Car Entertainment**

- Auxiliary point
- Bluetooth® telephone facility
- DAB radio (Digital Audio Broadcasting)
- Mirror Screen®:
  - MirrorLink®
  - Apple CarPlay™
  - Android Auto
- USB socket
- 4-speaker radio + 4 tweeters, MP3 compatible
- 7.0" capacitive touchscreen
- 12 V sockets (x3) (dashboard, lower glovebox and load area)

**Exterior Features**

- Body colour door mirrors
- Body-colour exterior door handles
- Body-colour front and rear bumpers (centre of rear bumper features black insert on long versions)
- Body colour side rubbing strips
- Radiator grille: chrome edge trim and black facets
- Roof mounted antenna

**Exterior Lighting and Visibility**

- Halogen front fog lights (includes cornering assist function)
- Halogen headlights
- Halogen rear fog lights
- Halogen rear lights (including braking and turn signal functions)
- Halogen rear numberplate lights (x2)
- Halogen third brake light
- LED daytime running lights
- Visibility pack
  - Automatic headlights
  - Automatic windscreen wipers
  - Electrochrome rear view mirror (auto dimming)
  - 'Follow me home' headlights



Model shown is PEUGEOT Traveller Allure Standard length in optional Nimbus Grey metallic paint and free of charge optional row 3 seating.



**ACTIVE** With the perfect balance of character and strength, Active is the perfect place to start your journey

In addition to the standard specification, Active versions benefit from the following additional features:

**Comfort and Convenience**

- Automatic dual zone climate control
- Boot torch
- Boot load restraint net
- Child observation mirror
- Map pockets on front seat backs
- Rear seat 'aviation style' air conditioning panel: (excludes Compact versions)
  - 6 x ceiling mounted air vents
  - temperature and fan speed adjustment
  - floor mounted air vents

**Interior Features**

- Dashboard: closed central storage compartment
- Decorative inlays: Anodised blue
- Flooring: black carpet
- Seating
  - Grey and dark blue 'Ocean' cloth trim
  - Row 2: 3 seater bench (1/3 2/3 split) on rails with longitudinal and backrest angle adjustment
  - Row 2: removable seats
- Tray tables on front seat backs
- Window blinds (row 2)

**In Car Entertainment**

- 12 V sockets (x4) (dashboard, lower glovebox, rear cabin and load area)

**Exterior Features**

- 17" 'Miami' wheel trims



Illustration of the standard seating configuration on Active and Allure versions for 5 people. Please note, image is for illustrative purposes, trim and specification are standard, optional or unavailable according to level.



**ALLURE** With added style and specification, enjoy the ultimate in understated luxury

In addition to the Active specification, Allure versions benefit from the following additional features:

**Safety and Security**

- Airbags
  - Front and rear curtain airbags
- Blind spot monitoring system
- Head up display
- PEUGEOT Connect SOS and Assistance
- Programmable cruise control and speed limiter

**Comfort and Convenience**

- Additional non-programmable heating (Webasto)
- Additional soundproofing to passenger compartments
- Footwell illumination (seating in row 1 and 2)
- Front interior light (x1 LED) with reading spotlights (x2 LED)
- Fuel filler door: electrically lockable (linked to central locking)
- Head-up display
- Parking sensors - front and rear
- PEUGEOT Open and Go (keyless entry and push button start)
- Power folding door mirrors
- Reading spotlights LED (x3), in rear
- Rear side windows: extra-dark tinted (10% light transmission) fixed position row 2 / 3 (Standard / Long versions)
- Split opening tailgate
- Twin 'hands free' electric sliding rear doors (includes foot operated sensors)
- 180° colour reversing camera

**Interior Features**

- Decorative inlays: Brushed aluminium
- Gear lever - manual with satin chrome and leather gearknob and leather effect gaiter trim
- Instrument display panel: 3.5" colour display, 4 x dials (rev counter and speedo with illuminated chrome plate surround, plus fuel gauge and water temperature)
- Mistral floor mats with stitch detail
- Mistral full-grain multi-function leather steering wheel with stitch detail

**Interior Features**

- Seating
  - Claudia Mistral leather seat trim
  - Driver and front passenger seat electric lumbar adjustment
  - Driver and front passenger seat electric multi-way adjustment
  - Driver and front passenger seat massage function
  - Driver and front passenger seat heating
  - Row 3 (free of charge optional upgrade), 3 additional seats on rails, (1/3 2/3), removable, with 3 x Isofix mounting points. Includes longitudinal and back rest angle adjustment.

**In Car Entertainment**

- Connected 3D Navigation
  - TomTom® Live updates (3 year subscription)
- HiFi Pack (5 speakers + 4 tweeters and subwoofer)
- Voice recognition (radio, navigation and telephony features)

**Exterior Features**

- Body-colour exterior door handles with chrome detail
- Panoramic cielo glass roof including 2x manual blackout blinds and 'aviation style' centre panel
- 17" 'Phoenix' alloy wheels

**Exterior Lighting and Visibility**

- Xenon headlights



**BUSINESS** With the perfect balance of character and strength, Active is the perfect place to start your journey

**BUSINESS VIP** With added style and specification, enjoy the ultimate in understated luxury

In addition to the standard specification, Business versions benefit from the following additional features:

**Comfort and Convenience**

- Air conditioning (manual)

**Interior Features**

- Decorative inlays: Aluminium grey
- Flooring: TPO plastic
- Seating
  - Grey 'Mica' cloth trim
  - Dual front passenger bench seat with under-seat storage (free of charge upgrade, in lieu of single front passenger seat with armrest)
  - Row 2: 3 seater bench (monobloc) anchored to floor
  - Row 2: removable seats

**Exterior Features**

- 16" 'San Francisco' wheel trims



Illustration of the free of charge option: dual front passenger bench seat with under-seat storage, available on Business versions only. When combined with the optional row 3 bench seat, this provides seating for up to 9 people. 3 people per row of seating.

In addition to the Business specification, Business VIP versions benefit from the following additional features:

**Safety and Security**

- Airbags
  - Front and rear curtain airbags
- Head up display
- PEUGEOT Connect SOS and Assistance
- Programmable cruise control and speed limiter

**Comfort and Convenience**

- Additional non-programmable heating (Webasto)
- Additional soundproofing to passenger compartments
- Automatic dual zone climate control
- Boot torch
- Footwell illumination (seating in row 1 and 2)
- Front interior light (x1 LED) with reading spotlights (x2 LED)
- Fuel filler door: electrically lockable (linked to central locking)
- Head-up display
- Map pockets on front seat backs
- PEUGEOT Open and Go (keyless entry and push button start)
- Power folding door mirrors
- Reading spotlights LED (x3), in rear
- Rear seat 'aviation style' air conditioning panel:
  - 6 x ceiling mounted air vents
  - temperature and fan speed adjustment
  - floor mounted air vents
- Rear side windows: extra-dark tinted (10% light transmission) fixed position row 2 / 3
- Twin 'hands free' electric sliding rear doors (includes foot operated sensors)

**Interior Features**

- Decorative inlays: Brushed aluminium
- Gear lever - manual with satin chrome and leather gearknob and leather effect gaiter trim
- Instrument display panel: 3.5" colour display, 4 x dials (rev counter and speedo with illuminated chrome plate surround plus fuel gauge and water temperature)
- Mistral floor mats with stitch detail
- Mistral full-grain multi-function leather steering wheel with stitch detail

**Interior Features**

- Dashboard: closed central storage compartment
- Seating
  - Claudia Mistral leather seat trim
  - Driver and front passenger seat electric lumbar adjustment
  - Driver and front passenger seat electric multi-way adjustment
  - Driver and front passenger seat massage function
  - Driver and front passenger seat heating
  - Rear armchairs (x4) include:
    - armrests on both sides
    - removable and reversible (can be fitted backwards for lounge style seating)
    - Isofix mounting points and top tethers on all seats
    - rail mounted with longitudinal and back rest angle adjustment
- Tray tables on front seat backs
- Window blinds (row 2)

**In Car Entertainment**

- Connected 3D Navigation
  - TomTom® Live updates (3 year subscription)
- HiFi Pack (5 speakers + 4 tweeters and subwoofer)
- Voice recognition (radio, navigation and telephony features)
- 12 V sockets (x4) (dashboard, lower glovebox, rear cabin and load area)

**Exterior Features**

- Body-colour exterior door handles with chrome detail
- Panoramic cielo glass roof including 2x manual blackout blinds and 'aviation style' centre panel
- 17" 'Phoenix' alloy wheels

**Exterior Lighting and Visibility**

- Xenon headlights

## PEUGEOT Traveller Range: Price List

	LENGTH	ENGINE	HP	TITRE CODE (DIALOG DESCRIPTION)	CO <sub>2</sub> g/km*	BASIC MRRP	VAT (£)	TOTAL MRRP	P11D VALUE (£)	2018/19 BIK %	ON THE ROAD MRRP
<b>Active</b>	<b>Standard</b>	<b>1.5L BlueHDi 120 S&amp;S</b> 6-speed manual	120	1PKONNPMCKT0A0C0 ACT STD BHD1120	126	26,695.00	5,339.00	32,034.00	32,734.00	30	<b>32,994.00</b>
	<b>Standard</b>	<b>2.0L BlueHDi 150 S&amp;S</b> 6-speed manual	150	1PKONNPKBKT0A0C0 ACT STD BHD1150	144	27,670.00	5,534.00	33,204.00	33,904.00	33	<b>34,474.00</b>
	<b>Standard</b>	<b>2.0L BlueHDi 180 EAT8 S&amp;S</b> 8-speed Automatic Transmission	177	1PKONNPPG1T0A0C0 ACT STD BHD1180A	159	29,640.83	5,928.17	35,569.00	36,269.00	36	<b>37,154.00</b>
<b>Allure</b>	<b>Standard</b>	<b>2.0L BlueHDi 150 S&amp;S</b> 6-speed manual	150	1PKONNRKBKT0A0C0 ALL STD BHD1150	144	32,699.17	6,539.83	39,239.00	39,939.00	33	<b>40,509.00</b>
	<b>Standard</b>	<b>2.0L BlueHDi 180 EAT8 S&amp;S</b> 8-speed Automatic Transmission	177	1PKONNRPG1T0A0C0 ALL STD BHD1180A	159	34,670.00	6,934.00	41,604.00	42,304.00	36	<b>43,189.00</b>
	<b>Long</b>	<b>2.0L BlueHDi 150 S&amp;S</b> 6-speed manual	150	1PKONPRKBKT0A0C0 ALL LONG BHD1150	145	33,282.50	6,656.50	39,939.00	40,639.00	34	<b>41,209.00</b>
	<b>Long</b>	<b>2.0L BlueHDi 180 EAT8 S&amp;S</b> 8-speed Automatic Transmission	177	1PKONPRPG1T0A0C0 ALL LONG BHD1180A	160	35,253.33	7,050.67	42,304.00	43,004.00	37	<b>43,889.00</b>

\* Please note, CO2 emissions quoted are for standard vehicles only, fitment of selected seating options, alloy wheels and Grip Control® can impact quoted figures, please refer to 'Options' and 'Tech Spec' pages for further detail.

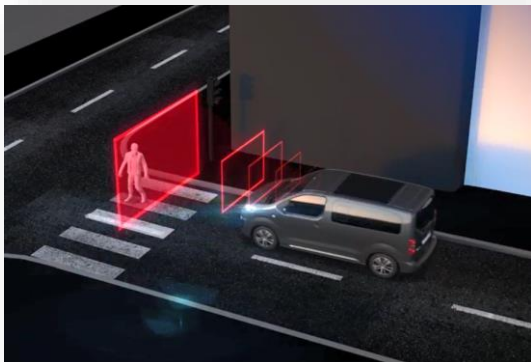


## PEUGEOT Traveller Business Range: Price List

	LENGTH	ENGINE	HP	TITRE CODE (DIALOG DESCRIPTION)	CO <sub>2</sub> g/km*	BASIC MRRP	VAT (£)	TOTAL MRRP	P11D VALUE (£)	2018/19 BIK %	ON THE ROAD MRRP
<b>Business</b>	<b>Standard</b>	<b>1.5L BlueHDi 120 S&amp;S</b> 6-speed manual	120	1PK0NNQMCKT0A0CO BUS STD BHD1120	127	26,553.33	5,310.67	31,864.00	32,564.00	30	<b>32,824.00</b>
	<b>Standard</b>	<b>2.0L BlueHDi 150 S&amp;S</b> 6-speed manual	150	1PK0NNQKBKT0A0CO BUS STD BHD1150	145	27,528.33	5,505.67	33,034.00	33,734.00	34	<b>34,304.00</b>
<b>Business VIP</b>	<b>Standard</b>	<b>2.0L BlueHDi 180 EAT8 S&amp;S</b> 8-speed Automatic Transmission	177	1PK0NNSPG1T0A0CO BUS VIP STD BHD1180A	166	35,215.83	7,043.17	42,259.00	42,959.00	37	<b>43,844.00</b>
	<b>Long</b>	<b>2.0L BlueHDi 180 EAT8 S&amp;S</b> 8-speed Automatic Transmission	177	1PK0NPSPG1T0A0CO BUS VIP LONG BHD1180A	166	35,799.17	7,159.83	42,959.00	43,659.00	37	<b>44,544.00</b>

\* Please note, CO2 emissions quoted are for standard vehicles only, fitment of selected seating options, alloy wheels and Grip Control® can impact quoted figures, please refer to 'Options' and 'Tech Spec' pages for further detail.





### Automatic Emergency Braking System (AEBS2)

**Automatic Emergency Braking System (AEBS2):** (Optional as part of Drive Assist Pack)

An intelligent autonomous braking system designed to avoid a collision or limit its severity by reducing the vehicle's speed. The system is triggered if the driver does not react quickly enough, by activating the vehicle's brakes. A multifunction camera located at the top of the windscreen and a radar mounted at the front of the vehicle are able to detect obstructions on the road. The system is able to detect vehicles that are moving in the same direction or are at a stop, together with pedestrians in the road.

**Distance Alert System:** (Optional as part of Drive Assist Pack)

Working in conjunction with the AEBS2, the distance alert function warns the driver if the vehicle risks a collision with the vehicle in front or a pedestrian in the road. Two levels of warning are available, the first 'Amber' warning provides a visual alert to the potential risk. In a more severe instance a 'Red' visual and audible alert indicate a collision is imminent and driver action is required, failure to act triggers the AEBS2, for added peace of mind.

### Lane Departure Warning

**Lane Departure Warning:** (Optional as part of the Safety Pack)

A system that monitors continuous and discontinuous lines and warns the driver if a longitudinal lane marking on the ground is accidentally crossed. If steering deviation is detected, you are alerted by a flashing indicator on the digital instrument panel and an audible signal in the cabin.

Visible via the instrument display panel or head up display (where specified), the lane departure warning system is particularly useful on motorways.



### Driver Attention Alert

**Driver Attention Alert:** (Optional as part of the Safety Pack)

Linked to the Safety Pack, to help you stay sharp and alert behind the wheel, PEUGEOT Traveller features a two stage driver alert system for added safety on the road, comprising:

**Driver Attention Alert 1 (DAA1):** (standard on all models) it is important to take frequent breaks when travelling over long distances, to better guarantee your safety and the safety of those around you. All PEUGEOT Traveller models feature a timed alert system that operates at speeds in excess of 40mph, after two hours of driving a message is displayed recommending that you take a break.

**Driver Attention Alert 3 (DAA3):** (optional as part of safety pack) controlled by a camera at the top of the windscreen designed to analyse the vehicles trajectory, this active system evaluates the vigilance of the driver at speeds of over 40mph.

By identifying deviations relative to the road markings, PEUGEOT Traveller is able to determine whether the vehicle's behaviour reflects a certain degree of driver drowsiness or inattention. If it is felt that the driver needs to take better care on the road a visual and audible alert will occur. If more than three



### Blind Spot Monitoring

**Active Blind Spot Detection (ABSD):** (Standard on Allure versions)

With PEUGEOT Traveller you can enjoy the feeling of having eyes in the back of your head with blind spot monitoring. This intelligent system uses lateral ultrasound sensors to cover areas out of your field of vision around the outside of the vehicle. The driver is alerted via the illumination of an LED in either side door mirror on the presence of a car, lorry, motorbike or bicycle in the blind spot. The system works when overtaking a slower vehicle or when overtaken by a faster vehicle. This intelligent feature operates from speeds as low as 8mph right up to the National Speed Limit.

Standard on Allure versions and optional on other versions, blind spot monitoring improves confidence behind the wheel and is particularly useful for motorway driving.



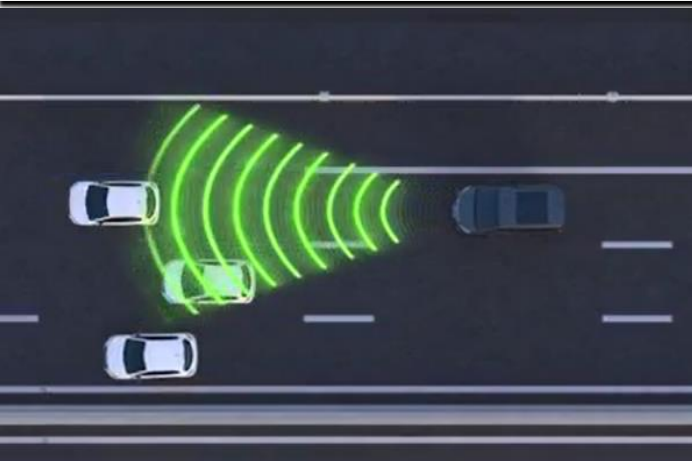
### Adaptive Cruise Control

**Adaptive Cruise Control :** (Optional as part of part of the Drive Assist Pack)

Controlled via a radar mounted at the front of the vehicle, the adaptive cruise control system provides the following key function:

- Automatic maintenance of the vehicles speed, at the value set by the driver.

The system detects a vehicle driving in front in the same direction and can use engine braking to reduce the vehicles speed.



### Speed Limit Recognition

**Speed Limit Recognition and Recommendation:** (Optional as part of the Safety Pack)

Using the windscreen mounted camera, PEUGEOT Traveller features speed limit sign recognition, leaving you in no doubt over the speed limit. Upon detecting a speed limit sign this information is read by the camera and displayed in colour on the digital instrument panel.

In addition to been made aware of the speed the driver also has the option to adapt their speed to the speed limit on the particular road via the vehicles cruise control stalk. The vehicle will then adjust its speed accordingly.

On roads without speed signs, a satellite feed via the navigation system will provide speed limits for major roads.



### PEUGEOT Connect SOS and Assistance

**PEUGEOT Connect SOS & Assistance:** (Standard on Allure and Business VIP versions)

A vehicle locating communication unit, this feature can be used manually (dedicated SOS button on the console) or automatically (if pyrotechnic devices are deployed). It locates the vehicle precisely and triggers the sending of the appropriate emergency services for rapid response.

PEUGEOT are the pioneers of this technology, since launching in 2003 PEUGEOT Connect SOS & Assistance has assisted over 7,000 individuals. The system is subscription free with no additional charges and uses a GPS module and SIM card (built in to the system).



### PEUGEOT Smartbeam Assistance

**PEUGEOT Smartbeam Assistance:** (Optional as part of safety pack)

Linked to the Safety Pack, PEUGEOT Smartbeam Assistance gives you one less thing to think about when driving at night. Controlled via a windscreen mounted camera, the system continuously analyses driving conditions, for instance the proximity of other vehicles.

PEUGEOT Smartbeam Assistance automatically switches headlamps to full beam when conditions allow, allowing you to tap into the full potential of the halogen or xenon headlights, dependent on version.







### Connected 3D Navigation

**Connected 3D Navigation\*:** (Standard on Allure and Business VIP versions)

Linked to the 7.0" capacitive colour touchscreen, the system includes European mapping, 3D city mapping and voice recognition (for radio, navigation and telephone functions).

The system also includes a 3 year subscription to PEUGEOT Connect allowing an automatic, permanent connection to online navigation services (in partnership with TomTom®). Key features of PEUGEOT Connect include:

- **TomTom® Traffic:** Real-time updates on traffic conditions (traffic jams, road works) and suggested alternative routes.
- **Local Weather:** Displays forecasted weather conditions along the route.
- **Fuel Stations:** Displays nearby fuel stations and pricing.
- **Local search:** Access address and contact detail information for a point of interest.

*\*Additional terms and conditions apply to connected services, including customer acceptance of location sharing prior to activation.*

### Mirror Screen®

**Mirror Screen®:** (Standard on all versions)

Allows the mirroring of a compatible smartphone screen to access the key functionality on the handset. Once paired functions are displayed on the 7.0" capacitive colour touchscreen. System features vary by provider/phone and can include navigation, text display, text reading, media functionality voice control. Mirror Screen® uses the following systems:

- **Apple CarPlay™**
- **Android Auto**
- **Mirror Link®**



*\*Please consult peugeot.co.uk for a list of enabled Android phones - compatibility is based on the phone providers' original operating system. CarPlay® is compatible with versions beyond and inclusive of iPhone 5/5c/5s.*



### 180° Colour Reversing Camera

**180° Colour Reversing Camera:** (Standard on Allure versions)

A camera located on the rear of the vehicle is linked to the 7.0" capacitive colour touchscreen. Offering increased visibility when reversing, with a selection of views to choose from, you'll never look back:

- **Rear Grid View:** a clear view of obstructions to the rear of the vehicle coupled with grid lines oriented to the positioning of the steering wheel, offering perspective for distances of one and two metres respectively from the rear bumper.
- **180° View:** Divides the screen into three zones, offering a clear view of vehicles approaching from the side. Perfect for safely reversing out of parking spaces.
- **Overhead View:** the camera records the surroundings during a manoeuvre to reconstitute an overhead rear view of the vehicle in its immediate environment, making it easier to manoeuvre between surrounding obstacles.



### Head Up Display

**Head Up Display:** (Standard on Allure and Business VIP versions)

A driver information interface that displays key driving information via a clear retractable screen in the drivers line of sight. The screen can be adjusted for both angle and brightness, as well as folded away completely at any point during a journey. The system can display key information (where specified, please note some features below are standard/optional according to version) including:

- Speedo
- Cruise control speed settings
- Navigation directions (where applicable)
- Speed limit recognition and recommendation
- Lane departure warning



Twin 'Hands Free' Electric Sliding Rear Doors

**Twin 'Hands Free' Electric Sliding Rear Doors:** (Standard on Allure and Business VIP versions)

To make access that little bit easier, PEUGEOT Traveller with electric sliding side door technology can help to make life just that bit easier. Featuring a sensor located under the rear bumper, both on the left and right sides, a simple foot movement underneath the bumper is all that is required (vehicle key must be within range) to open and close the side doors. In addition the doors can be electrically operated using the exterior door handles, buttons on the door interior facia panels, interior rear door handles, dashboard and keyless entry enabled key fob. With a large opening aperture the twin sliding doors provide enhanced practicality and access, particularly in tight parking scenarios.

**PEUGEOT Open and Go:** (Standard on Allure and Business VIP versions)

In conjunction with the twin electric door feature is PEUGEOT Open and Go. Using sensors mounted in the exterior door handles, PEUGEOT Traveller can be opened without removing the key from your pocket or bag, simply grab the handle and the vehicle will automatically unlock. Once inside a simple press of the stop start button is all that is required.

### Grip Control®

**Grip Control®:** (Optional according to version)

To allow you to take on a variety of weather and terrains, PEUGEOT Traveller can be specified with Grip Control®, a system designed to optimise traction in low-grip conditions. It adapts to the terrain by acting on the front wheels, in doing so this saves the weight normally associated with a more conventional four wheel drive system. Grip Control® offers the driver a choice of five driving modes, accessed via a rotary dial on the dashboard. Designed to work in conjunction with a variety of engines and transmissions, Grip Control® is optional across the PEUGEOT Traveller range.



**ESP Off:**

Enables the disconnecting of the dynamic stability control (ESP) and traction aids (ASR/Grip Control), up to 31mph (50 km/h) to give the driver complete autonomy. These systems are automatically reconnected above this speed for safety.



**Normal Mode:**

Calibrated system with a low, fixed level of wheel spin based on a compromise between the different types of grip generally encountered in normal day to day driving.



**Snow Mode:**

The system adapts to the grip conditions encountered by each wheel when starting. When advancing, the system optimises wheel spin to guarantee the best acceleration based on the available traction. Recommended in cases of deep snow and



**Mud Mode:**

This mode authorises a lot of wheel spin at start-up for the wheel with the least grip, this removes mud and re-establishes traction. Meanwhile, the wheel with the most grip is provided with the most torque possible. This mode is also useful on wet



**Sand Mode:**

This mode allows a small amount of simultaneous wheel spin on the two drive wheels, enabling the vehicle to advance and reduce the risk of sinking.



### Euro NCAP Rating

#### Euro NCAP Rating:

PEUGEOT Traveller offers optimum protection for you and your family. All models feature 4 airbags as standard, in addition, Allure and Business VIP models feature full length curtain airbags. Airbag protection comprises:

**Driver & front passenger airbags:** providing frontal protection for front seat occupants.

**Front side airbags:** located in the seat frame on the outside edge of the front seats frames; they inflate between front seat occupants and the front doors, providing, chest, abdomen and pelvic protection in a side impact.

**Curtain airbags:** located in the cant rail on either side of Traveller, these deploy in a side impact and provide head protection for both front and rear occupants in a side impact.

In addition, deployment of the airbags causes the fuel supply to be cut off, doors will automatically unlock, hazard warning lamps will activate and PEUGEOT Connect SOS (standard on Allure and Business VIP) will automatically trigger and contact the emergency services if no response is received from occupants on-board.

In recognition of all of the above, PEUGEOT Traveller was awarded the maximum, 5 star rating from Euro NCAP, the largest independent vehicle safety assessor in Europe.



Intelligent Storage Solutions: Front Door Pockets

### Intelligent Storage Solutions

**Intelligent Storage Solutions:** (Dependent on version)

PEUGEOT Traveller has been carefully designed to offer useful storage solutions to accommodate all of the items needed for daily life, plus a bit more for good measure. With over 40 litres of storage on offer, areas include:

**Upper Glovebox, with Lid:** Offering 7 litres of space under the opening lid, also includes illumination

**Front Door Pockets:** Offering 10 litres of storage in each, these can also accommodate 1.5 litre bottles. Both front doors feature upper and lower pockets.

In addition all versions feature open lower glove boxes, dashboard central storage compartments that offer over 5 litres, rear door pockets at over 5 litres for each. Business versions specified with the dual front passenger seat also feature an underfloor storage compartment offering an extra 60 litres of storage.



Airbags

### Family Friendly Features

**Family Friendly Features:** (Dependent on version)

PEUGEOT Traveller has been designed with the family in mind. On top of the outstanding practicality, Traveller also features family focussed touches including:

**Child Observation Mirror:** (Standard on Active and Allure versions). Positioned above the rear view mirror, this convex mirror will allow you to keep a close eye on up to six children sat in the rear seats, all from the comfort of the drivers seat.

**Electric Child Locks:** (Standard on all versions). Offering peace of mind on the move, electric child locks ensure that the rear doors stay safely secured whilst on the move

**Isifix Mounting Points:** (Standard on all versions). Offering a minimum of 3 sets of Isifix mounting points across row 2 (including top tethers, PEUGEOT Traveller offers secure transport for baby and child seats. As a result of the practical vehicle shape, 3 child seats will comfortably fit sit by side. For larger families up to 6 sets of Isifix mounting points can be specified.



Panoramic Cielo Glass Roof

### Panoramic Cielo Glass Roof

**Panoramic Cielo Glass Roof:** (Standard on Allure and Business VIP versions)

Enjoy the world outside with PEUGEOT Traveller. Divided into two glass panels that bathe the cabin in natural light, the panoramic cielo glass roof enhances the interior ambiance onboard PEUGEOT Traveller.

Measuring a metre in length x 400mm width the two panels are divided by an 'aviation style' air conditioning panel , complete with 6 vents, temperature and fan speed adjustment as well as lighting.

If the summer sun proves to be too much each panel is fitted with a black out blind and to further enhance the mood onboard at night, white LED ambient lighting flanks the inner sides of the glass panels to give a soft glow.



Family Friendly Features: Child Observation Mirror

### Window Blinds and Tray Tables On Front Seat Backs

**Window Blinds and Tray Tables On Front Seat Backs:** (Standard on Active, Allure and Business VIP versions)

In row 2 PEUGEOT Traveller passengers can enjoy enhanced comfort. As standard on most versions the large row 2 windows come fitted with retractable window blinds. Coupled with the dark tinted windows, this ensures optimum privacy and shelter from bright sunlight.

Taking further inspiration from the world of aviation, PEUGEOT Traveller also features tray tables on front seat backs. Featuring a recess to hold a beverage and a tethering strap for securing items, every journey will feel first class on-board PEUGEOT Traveller.



Window Blinds and Tray Tables On Front Seat Backs

### Boot Space and Modularity

#### Boot Space and Modularity:

With a choice of two lengths available PEUGEOT Traveller offers a wealth of configurations, in 5 seat mode boot space ranges from 1356 dm3 to 2011 dm3 for Compact and Long versions respectively. Coupled with the cavernous boot area, are some really useful touches including a very low load sill, particularly useful when loading heavy or bulky items. The boot also offers a very wide aperture and inside, the large, uniform, square boot area ensures that every last part of the is accessible and useable. Further practical touches include:

**Boot Load Restraint Net:** (as standard on Active and Allure versions), this large net helps to secure smaller items and prevent them from shifting whilst on the move, the net is secured via the fixing rings located in the corners of the boot.

**Split Opening Tailgate:** (as standard on Allure versions), a great feature if space at the rear of the vehicle is at a premium, provides quick access to the boot area and allows items to be placed directly onto the parcel shelf (if specified).

**Boot Torch:** (as standard on Active, Allure and Business VIP versions), fitted to the left hand side facia panel, this handy boot torch provides lighting in the boot area and can also be removed and used independently from the vehicle, ready for your next family adventure.



Boot Load Restraint Net



Split Opening Tailgate



Boot Torch

**PEUGEOT Traveller Range: Options**

Standard	●								
Optional	○								
Unavailable	-								
		ACTIVE	ALLURE	BUSINESS	BUSINESS VIP	Basic RRP £ Excluding VAT	VAT @ 20%	Total RRP £ Including VAT	
<b>PAINT</b>									
Flat paint: Bianca White (Free of charge option)	POWP	○	○	○	○	0.00	0.00	0.00	
Flat paint: Dragoon Blue	P04P	○	○	○	○	229.17	45.83	275.00	
Flat paint: Onyx Black	POXY	○	○	○	○	454.17	90.83	545.00	
Metallic paint	MO..	○	○	○	○	454.17	90.83	545.00	
<b>SAFETY AND SECURITY</b>									
Drive Assist Pack, includes: adaptive cruise control, automatic emergency braking system (AEB52), distance alert system. (Includes 3.5" colour display on all versions) (Cannot be ordered in conjunction with option JSAP)	RG04	○	○	○	○	375.00	75.00	450.00	
Curtain airbags	NF04	○	●	○	●	208.33	41.67	250.00	
Grip Control®, including: 17" 'Miami' wheel trims and 215/60 R17 mud and snow tyres	ZHCL	○	-	-	-	558.33	111.67	670.00	
Grip Control®, including: 17" 'Miami' wheel trim upgrade and 215/60 R17 mud and snow tyres	ZHCL	-	-	○	-	558.33	111.67	670.00	
Grip Control®, including: 17" 'Phoenix' alloy wheel upgrade and 215/60 R17 mud and snow tyres	ZHCS	○	-	-	-	966.67	193.33	1,160.00	
Grip Control®, including: 17" 'Phoenix' alloy wheel upgrade and 215/60 R17 mud and snow tyres	ZHCS	-	-	○	-	1,050.00	210.00	1,260.00	
Grip Control®, including: 17" 'Phoenix' alloy wheels and 215/60 R17 mud and snow tyres	ZHCS	-	○	-	○	558.33	111.67	670.00	
Head up display (YB01), also includes options WL3J and RG04	JSAP	○	-	○	-	1,175.00	235.00	1,410.00	
Safety pack, includes: lane departure warning (LDW), speed limit recognition and recommendation, driver attention alert 3 (DAA3), PEUGEOT smartbeam assistance	LI01	○	○	○	○	500.00	100.00	600.00	
<b>COMFORT AND CONVENIENCE</b>									
Automatic dual zone climate control	RE07	-	-	○	-	333.33	66.67	400.00	
Easy entry pack, includes: PEUGEOT Open & Go (YD01), Twin 'hands free' electric sliding rear doors (includes foot operated sensors) (HL04), Fuel filler door electrically lockable, 230v socket	WZ09	○	●	○	●	1,166.67	233.33	1,400.00	
Parking sensors: front and rear with blind spot monitoring system (includes power folding door mirrors HU02)	UB03	○	-	○	-	541.67	108.33	650.00	
Parking sensors: front and rear with blind spot monitoring system	UB03	-	-	-	○	208.33	41.67	250.00	
Rear seat 'aviation style' air conditioning panel (excludes Compact versions) (Linked to option OK01 on Business)	NR02	●	●	○	●	416.67	83.33	500.00	
Rear side windows: extra light tinted (70% light transmission) fixed position row 2 /3 (Standard / Long versions) (Free of charge option in lieu of dark or extra dark tinted windows)	VD02	○	○	○	○	150.00	30.00	180.00	
Rear side windows: extra-dark tinted (10% light transmission) fixed position row 2 /3 (Standard / Long versions)	VD18	○	●	○	●	150.00	30.00	180.00	
Split opening tailgate	WO07	○	●	○	○	166.67	33.33	200.00	
Visio Park 1: 180° Colour reversing camera + front and rear parking sensors + blind spot monitoring system	UB07	○	●	○	○	700.00	140.00	840.00	
<b>INTERIOR FEATURES</b>									
Central table on rail (compatible with both 4 x armchair configuration or 2 x armchair and 1 x row 3 1/3 2/3 seating)	D701	-	-	-	○	412.50	82.50	495.00	
Rear parcel shelf (linked to option AN17) (only available with option AN17 on Business VIP)	CB09	○	○	○	-	66.67	13.33	80.00	
Seating: Dual front passenger bench seat with under-seat storage (free of charge upgrade, in lieu of single front passenger seat with armrest)	WAAF	-	-	○	-	0.00	0.00	0.00	
3 seater bench (1/3 2/3) in row 2 and 3 seater bench in row 3 (monobloc, non-foldable)	AN03	-	-	○	-	583.33	116.67	700.00	
3 seater bench (1/3 2/3) in row 2 and 3 seater bench in row 3 (monobloc, foldable)	AN15	-	-	○	-	666.67	133.33	800.00	
3 additional seats on rails, (1/3 2/3) in row 3, removable, with 3 x Isofix mounting points. Includes longitudinal and back rest angle adjustment	AN17	○	-	-	-	900.00	180.00	1,080.00	
3 additional seats on rails, (1/3 2/3) in row 3, removable, with 3 x Isofix mounting points. Includes longitudinal and back rest angle adjustment. (In lieu of 2 x row 3 armchairs)	AN17	-	-	-	○	666.67	133.33	800.00	
3 additional seats on rails, (1/3 2/3) in row 3, removable, with 3 x Isofix mounting points. Includes longitudinal and back rest angle adjustment. (Free of charge upgrade)	AN17	-	○	-	-	0.00	0.00	0.00	
<b>IN CAR ENTERTAINMENT</b>									
Connected 3D Navigation (includes voice control and TomTom® Live updates (3 year subscription) (also includes PEUGEOT Connect SOS and Assistance)	WL3J	○	●	○	●	500.00	100.00	600.00	
<b>EXTERIOR FEATURES</b>									
Conversion interface box	QC01	○	-	○	-	250.00	50.00	300.00	
Panoramic cielo glass roof (including x2 manual blackout blinds) (optional on Standard and Long versions only)	OK01	○	●	-	●	416.67	83.33	500.00	
Panoramic cielo glass roof (including x2 manual blackout blinds) (also includes 'aviation style' centre panel, option NR02) (optional on Standard and Long versions only)	OK01	-	-	○	-	833.33	166.67	1,000.00	
Tow bar: fixed swan neck	AQ06	○	○	○	○	200.00	40.00	240.00	
Tow bar: detachable swan neck tow bar	AQ05	-	○	○	○	250.00	50.00	300.00	
17" 'Phoenix' alloy wheels	ZHCQ	○	●	-	●	408.33	81.67	490.00	
17" 'Phoenix' alloy wheels	ZHCQ	-	-	○	-	491.67	98.33	590.00	
<b>EXTERIOR LIGHTING AND VISIBILITY</b>									
Headlight washers	ND02	○	○	○	○	83.33	16.67	100.00	
Xenon headlights	LA04	○	●	○	●	500.00	100.00	600.00	

**PEUGEOT Traveller Range: Equipment**

Standard	●
Optional	○
Unavailable	-

ACTIVE	ALLURE	BUSINESS	BUSINESS VIP
--------	--------	----------	--------------

**BODYSTYLE**

5 Door MPV (Multi Purpose Vehicle)	●	●	●	●
------------------------------------	---	---	---	---

**SAFETY AND SECURITY**

ABS (Anti-lock Braking System) with Electronic Brakeforce Distribution (EBD)	●	●	●	●
Airbags: Adaptive driver and front passenger airbags	●	●	●	●
Airbags: Driver and front passenger side airbags (head and thorax)	●	●	●	●
Airbags: Front and rear curtain airbags	○	●	○	●
Alarm (volumetric)	●	●	●	●
Automatic door locking when moving off	●	●	●	●
Cruise control and speed limiter	●	-	●	-
DAA1 (Driver attention alert system)	●	●	●	●
Blind spot monitoring system	○	●	○	○
Electric child locking functionality on rear doors	●	●	●	●
Emergency fuel cut off (in event of collision)	●	●	●	●
Exterior temperature indicator with ice warning	●	●	●	●
Front optimised safety headrests and rear retractable headrests (x3), height-adjustable.	●	●	●	●
Front three-point retractable seatbelts	●	●	●	●
Front ventilated disc brakes, rear disc brakes	●	●	●	●
Gear Shift Indicator	●	●	●	●
Headlights left on / door open audible warning	●	●	●	●
Head up display	○	●	○	●
Hill start assist function	●	●	●	●
Isofix child seat fittings (x3 sets including top tether) for rear seats	●	●	●	●
PEUGEOT Connect SOS and Assistance	○	●	○	●
Programmable cruise control and speed limiter	-	●	-	●
Rear three-point retractable seatbelts (x3)	●	●	●	●
Seatbelt not fastened or unfastened audible and visual alert for front seats	●	●	●	●
Steel full size spare wheel	●	●	●	●
Tyre pressure sensors (indirect)	●	●	●	●

**COMFORT AND CONVENIENCE**

Acoustic pack (acoustic windscreen and rear side windows)	●	●	●	●
Additional non-programmable heating (Webasto)	-	●	-	●
Additional soundproofing to passenger compartments	-	●	-	●
Air conditioning (manual)	-	-	-	-
Automatic dual zone climate control	●	●	○	●
Boot torch	●	●	-	●
Boot load restraint net	●	●	-	-
Child observation mirror	●	●	-	-
Coat hooks (driver and passenger side)	●	●	●	●
Cup-holders (x2, dashboard mounted)	●	●	●	●
Cup-holders (x2, located in row 3 side panels)	●	●	●	●
Electric and heated door mirrors	●	●	●	●
Electric power steering with reach- and rake-adjustable steering column	●	●	●	●
Footwell illumination (seating in row 1 and 2)	-	●	-	●
Front interior light with reading spotlights (x2)	●	-	●	-
Front interior light (x1 LED) with reading spotlights (x2 LED)	-	●	-	●
Fuel filler door: electrically lockable (linked to easy entry pack D501)	○	●	○	●
Grab handles, driver and passenger side, retractable with damping	●	●	●	●
Head up display	○	●	○	●
Heated rear windscreen with rear wash wipe	●	●	●	●

ACTIVE	ALLURE	BUSINESS	BUSINESS VIP
--------	--------	----------	--------------

Illuminated boot area	●	●	●	●
Illuminated vanity mirrors	●	●	●	●
Map pockets on front seat backs	●	●	-	●
Mechanical handbrake	●	●	●	●
Multifunction trip computer	●	●	●	●
One-touch electric front windows with pinch protection	●	●	●	●
Parking sensors - rear	●	●	●	●
Parking sensors - front and rear	○	●	○	○
PEUGEOT Open and Go (keyless entry and push button start)	○	●	○	●
Power folding door mirrors	○	●	○	●
Reading spotlights (x3), in rear	●	-	●	-
Reading spotlights, LED (x3), in rear	-	●	-	●
Rear seat 'aviation style' air conditioning panel	●	●	○	●
Rear seat 'aviation style' air conditioning panel: x6 ceiling mounted air vents	●	●	○	●
Rear seat 'aviation style' air conditioning panel: temperature and fan speed adjustment	●	●	○	●
Rear seat 'aviation style' air conditioning panel: floor mounted air vents	●	●	○	●
Rear side windows: dark tinted (30% light transmission) fixed position row 2 / 3	●	-	●	-
Rear side windows: extra-dark tinted (10% light transmission) fixed position row 2 / 3	-	●	-	●
Remote central locking with deadlocks	●	●	●	●
Split opening tailgate	○	●	○	○
Twin sliding rear doors	●	○	●	○
Twin 'hands free' electric sliding rear doors (includes foot operated sensors)	○	●	○	●
180° colour reversing camera	○	●	○	○

**INTERIOR FEATURES**

Dashboard: chrome airvent surround trim	●	●	●	●
Dashboard: closed central storage compartment	●	●	-	●
Dashboard: lower glovebox, open without lid	●	●	●	●
Dashboard: open central storage compartment	-	-	●	-
Dashboard: upper glovebox, with lid and illumination	●	●	●	●
Decorative inlays to dashboard, door and side panels	●	●	●	●
Decorative inlays: Anodised blue	●	-	-	-
Decorative inlays: Brushed aluminium	-	●	-	●
Decorative inlays: Aluminium grey	-	-	●	-
Door pockets: front, (including storage for 1.5L bottles)	●	●	●	●
Door pockets: rear, (including storage for 500ml bottles)	●	●	●	●
Fixing rings (x4) in load area(Standard versions)	●	●	●	●
Fixing rings (x6) in load area(Long versions)	●	●	●	●
Flooring: black carpet	●	●	-	●
Flooring: TPO plastic	-	-	●	-
Gear lever - automatic with rotary 'drive mode selector'	-	●	●	●
Gear lever - manual with black gearknob and leather effect gaiter trim (5 and 6 speed gearbox)	-	-	●	-
Gear lever - manual with satin chrome and leather gearknob and leather effect gaiter trim (5 and 6 speed gearbox)	-	●	-	●
Instrument display panel: white LCD matrix display, 4 x dials (rev counter, speedo, fuel gauge and water temp)	●	-	●	-
Instrument display panel: 3.5" colour display, 4 x dials (rev counter and speedo with illuminated chrome plate surround, plus fuel gauge and water temp). Linked to option RG04 on Active and Business versions	○	●	○	●
Mistral floor mats with stitch detail	-	●	-	●
Mistral full-grain multi-function leather steering wheel with stitch detail	-	●	-	●
Plastic coated steering wheel with multifunction controls on steering column	●	-	●	-
Roof lining - light grey	●	●	●	●
Satin chrome finish to front interior door handles	●	●	●	●

**PEUGEOT Traveller Range: Equipment**

Standard	●
Optional	○
Unavailable	-

	ACTIVE	ALLURE	BUSINESS	BUSINESS VIP
Seating: driver seat mechanical height adjustment	●	-	●	-
Seating: driver seat mechanical lumbar adjustment	●	-	●	-
Seating: driver and front passenger seat adjustable armrest	●	●	●	●
Seating: driver and front passenger seat mechanical longitudinal adjustment	●	-	●	-
Seating: driver and front passenger seat mechanical back rest angle adjustment	●	-	●	-
Seating: driver and front passenger seat electric lumbar adjustment	-	●	-	●
Seating: driver and front passenger seat electric multi-way adjustment	-	●	-	●
Seating: driver and front passenger seat massage function	-	●	-	●
Seating: driver and front passenger seat heating	-	●	-	●
Seating: Dual front passenger bench seat with under-seat storage (free of charge upgrade, in lieu of single front passenger seat with armrest)	-	-	○	-
Seating: Row 2: 3 seater bench (1/3 2/3 split) on rails with longitudinal and backrest angle adjustment	●	●	-	-
Seating: Row 2: 3 seater bench (monobloc) anchored to floor	-	-	●	-
Seating: Row 2: removable seats	●	●	●	-
Seating: Row 3 (free of charge optional upgrade), 3 additional seats on rails, (1/3 2/3), removable, with 3 x Isofix mounting points. Includes longitudinal and back rest angle adjustment.	-	○	-	-
Seating: Rear armchairs (x4)	-	-	-	●
Seating: Rear armchairs (x4): armrests on both sides	-	-	-	●
Seating: Rear armchairs (x4): removable and reversible (can be fitted backwards for lounge style seating)	-	-	-	●
Seating: Rear armchairs (x4): Isofix mounting points and top tethers on all seats	-	-	-	●
Seating: Rear armchairs (x4): rail mounted with longitudinal and back rest angle adjustment	-	-	-	●
Seating: Grey and dark blue 'Ocean' cloth trim	●	-	-	-
Seating: Claudia Mistral leather seat trim	-	●	-	-
Seating: Grey 'Mica' cloth trim	-	-	●	-
Tray tables on front seat backs	●	●	-	●
Window blinds: (row 2)	●	●	-	●

**IN CAR ENTERTAINMENT**

Auxiliary point	●	●	●	●
Bluetooth® telephone facility	●	●	●	●
Connected 3D Navigation: includes TomTom® Live updates (3 year subscription)*	○	●	○	●
DAB Radio (Digital Audio Broadcasting)	●	●	●	●
HIFI Pack (5 speakers + 4 tweeters and subwoofer)	-	●	-	●
Mirror Screen®: (Apple CarPlay™, Android Auto and MirrorLink®)	●	●	●	●
USB Socket	●	●	●	●
Voice recognition (radio, navigation and telephony features)	○	●	○	●
4-Speaker radio + 4 tweeters, MP3 compatible	●	-	●	-
7.0" capacitive touchscreen	●	●	●	●
12 V sockets (x3) (dashboard, lower glovebox and load area)	-	-	●	-
12 V sockets (x4) (dashboard, lower glovebox, rear cabin and load area)	●	●	-	●
230v socket (linked to 'Easy Entry' pack D501 / EAT8 gearbox on Active)	○	●	○	●














**EXTERIOR FEATURES**

Body-colour door mirrors	●	●	●	●
Body-colour exterior door handles	●	-	●	-
Body-colour exterior door handles with chrome detail	○	●	○	●
Body-colour front and rear bumpers (centre of rear bumper features black insert on long versions)	●	●	●	●
Body colour side rubbing strips	●	●	●	●

\*Additional terms and conditions apply to connected services, including customer acceptance of location sharing prior to activation.

	ACTIVE	ALLURE	BUSINESS	BUSINESS VIP
Panoramic cielo glass roof (including x2 manual blackout blinds and 'aviation style' centre panel)	○	●	○	●
Radiator grille: chrome edge trim and black facets	●	●	●	●
Roof mounted antenna	●	●	●	●
16" 'San Francisco' wheel trims	-	-	●	-
17" 'Miami' wheel trims (linked to Grip Control option on Business)	●	-	○	-
17" 'Phoenix' alloy wheels	○	●	○	●
<b>EXTERIOR LIGHTING AND VISIBILITY</b>				
Halogen front fog lights (including cornering assist function)	●	●	●	●
Halogen headlights	●	-	●	-
Halogen rear fog lights	●	●	●	●
Halogen rear lights (including braking and turn signal functions)	●	●	●	●
Halogen rear numberplate lights (x2)	●	●	●	●
Halogen third brake light	●	●	●	●
LED daytime running lights	●	●	●	●
Visibility pack: automatic lights	●	●	●	●
Visibility pack: automatic windscreen wipers	●	●	●	●
Visibility pack: electrochrome rear view mirror (auto dimming)	●	●	●	●
Visibility pack: 'follow me home headlamps'	●	●	●	●
Xenon headlights	○	●	○	●



	ACTIVE	ALLURE	BUSINESS		BUSINESS VIP
Trim	Grey and dark blue 'Ocean' cloth trim	Claudia Mistral leather seat trim	Grey 'Mica' cloth trim		Claudia Mistral leather seat trim
Row 1	Driver and front passenger seat with adjustable armrest	Driver and front passenger seat with adjustable armrest	Driver and front passenger seat with adjustable armrest	Driver and dual front passenger seat with under-seat storage	Driver and front passenger seat with adjustable armrest
					
Code	WAAO <b>(Standard)</b>	WAAO <b>(Standard)</b>	WAAO <b>(Standard)</b>	WAAF <b>(Free of charge option)</b>	WAAO <b>(Standard)</b>
Row 2	3 seater bench (1/3 2/3 split) on rails (includes Isofix child seat fittings, x3 sets including top tether)	3 seater bench (1/3 2/3 split) on rails (includes Isofix child seat fittings, x3 sets including top tether)	3 seater bench (monobloc) anchored to floor (includes Isofix child seat fittings, x3 sets including top tether)	3 seater bench (monobloc) anchored to floor (includes Isofix child seat fittings, x3 sets including top tether)	Row 2 and 3: x4 armchair 'saloon' configuration on rails (includes Isofix child seat fittings, x4 sets including top tether)
					
Code	AL39 <b>(Standard)</b>	AL39 <b>(Standard)</b>	AL11 <b>(Standard)</b>	AL11 <b>(Standard)</b>	AL35 <b>(Standard)</b>
Row 3	3 seater bench (1/3 2/3 split) on rails (includes Isofix child seat fittings, x3 sets including top tether)	3 seater bench (1/3 2/3 split) on rails (includes Isofix child seat fittings, x3 sets including top tether)	3 seater bench (monobloc) anchored to floor (available as foldable or non-foldable)	3 seater bench (monobloc) anchored to floor (available as foldable or non-foldable)	Row 2: x2 armchair and Row 3 3 seater bench (1/3 2/3 split) all on rails, 'saloon' configuration (includes Isofix child seat fittings, x5 sets including top tether)
					
Code	AN17 <b>(Optional at extra cost)</b>	AN17 <b>(Free of charge option)</b>	AN03 (non-foldable) / AN15 (foldable)* <b>(Both optional at extra cost)</b>	AN03 (non-foldable) / AN15 (foldable)* <b>(Both optional at extra cost)</b>	AN17 <b>(Optional at extra cost)</b>

**PEUGEOT Traveller Range: Paint Options**

	ACTIVE	ALLURE	BUSINESS	BUSINESS VIP
<b>Upholstery</b>	Grey and dark blue 'Ocean' cloth trim	Claudia Mistral leather seat trim	Grey 'Mica' cloth trim	Claudia Mistral leather seat trim
<b>Flooring / Roof-lining</b>	Black carpet / Light grey	Black carpet / Light grey	TPO plastic / Light grey	Black carpet / Light grey



**Bianca White**



**Dragoon Blue**

**SOLID PAINT**

<b>Bianca White</b>	POWP	<input checked="" type="checkbox"/>	<input checked="" type="checkbox"/>	<input checked="" type="checkbox"/>	<input checked="" type="checkbox"/>
<b>Dragoon Blue</b>	P04P	<input type="checkbox"/>	<input type="checkbox"/>	<input type="checkbox"/>	<input type="checkbox"/>
<b>Onyx Black</b>	P0XY	<input type="checkbox"/>	<input type="checkbox"/>	<input type="checkbox"/>	<input type="checkbox"/>



**Onyx Black**



**Aluminium**

**METALLIC PAINT**

<b>Aluminium</b>	M0ZR	<input type="checkbox"/>	<input type="checkbox"/>	<input type="checkbox"/>	<input type="checkbox"/>
<b>Amber Red</b>	M0V7	<input type="checkbox"/>	<input type="checkbox"/>	<input type="checkbox"/>	<input type="checkbox"/>
<b>Nimbus Grey</b>	M0VL	<input type="checkbox"/>	<input type="checkbox"/>	<input type="checkbox"/>	<input type="checkbox"/>
<b>Pearl Sand</b>	M0EU	<input type="checkbox"/>	<input type="checkbox"/>	<input type="checkbox"/>	<input type="checkbox"/>
<b>Rich Oak</b>	M0G6	<input type="checkbox"/>	<input type="checkbox"/>	<input type="checkbox"/>	<input type="checkbox"/>



**Amber Red**



**Nimbus Grey**







**Pearl Sand**



**Rich Oak**

**PEUGEOT Traveller Range: Upholstery Options**


	ACTIVE	ALLURE	BUSINESS	BUSINESS VIP
<b>Upholstery</b>	Grey and dark blue 'Ocean' cloth trim	Claudia Mistral leather seat trim	Grey 'Mica' cloth trim	Claudia Mistral leather seat trim
<b>Trim Code</b>	44CY	CYFX	43FT	CYFX
<b>Seat Trim Availability</b>	●	●	●	●
<b>Dashboard and Door Panel finish</b>	'Anodised Blue'	'Brushed Aluminium'	'Aluminium Grey'	'Brushed Aluminium'
	Standard with all paint finishes	Standard with all paint finishes	Standard with all paint finishes	Standard with all paint finishes
				
<b>Panel Finish Availability</b>	●	●	●	●



**Grey and dark blue 'Ocean' cloth trim**



**Grey 'Mica' cloth trim**



**Claudia Mistral leather seat trim**



**Claudia Mistral leather seat trim**  
(Standard on Allure and Business VIP trim levels)

**PEUGEOT Traveller Range: Wheel Options**

	ACTIVE	ALLURE	BUSINESS	BUSINESS VIP
<b>16" 'San Francisco' wheel trims</b>	-	-	●	-
<b>17" 'Miami' wheel trims (linked to Grip Control option on Business)</b>	●	-	○	-
<b>17" 'Phoenix' alloy wheels</b>	○	●	○	●



**16" 'San Francisco'**



**17" 'Miami'**



**17" 'Phoenix'**



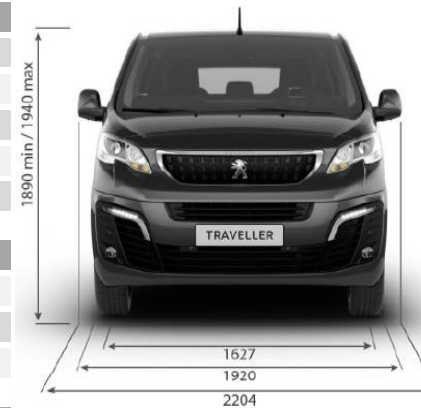

		1.5L BlueHDI 120 S65 6-speed manual				2.0L BlueHDI 150 S65 6-speed manual				2.0L BlueHDI 180 EAT8 S65 8-speed automatic					
		Active 'Standard'	Business 'Standard' Length	Business 'Standard' Length, Dual Front PS & 17" alloy (ZHCC)	Business 'Standard' Length & Dual Front Passenger Seat (WAAF)	Active/ Allure 'Standard' Length	Business 'Standard' Length	Business 'Standard' Length & Dual Front Passenger Seat (WAAF)	Allure 'Long' Length	Active/ Allure 'Standard' Length	Allure 'Long' Length	Business VIP 'Standard' Length	Business VIP 'Standard' Length & 3rd Row 2/3 1/3 Seating (AN17)	Business VIP 'Long' Length	Business VIP 'Long' Length & 3rd Row 2/3 1/3 Seating (AN17)
DRIVETRAIN	Derivative														
	Fuel type	Diesel													
	Stop and Start functionality	●													
	Cubic capacity (cc)	1499													
	Maximum power hp (Kw)	120 (88) @ 3500				150 (110) @ 4000				177 (130) @ 3750					
	Maximum torque lb/ft (Nm)	TBC				273 (370) @ 2000				295 (400) @ 2000					
BRAKES	6 speed manual	●													
	8 speed automatic	-													
SUSPENSION AND TYRES	Front and rear discs	●													
	Front suspension	reinforced pseudo-McPherson front axle with anti-roll bar													
	Rear suspension	oblique wishbone trailing arms rear axle													
	Size - 16" tyres	215/65 R16 C 106T													
	Size - 17" tyres	225/55 R17 XL 101W													
FUEL	Size - 17" (3PMSF) tyres standard with Grip Control*	215/60 R17 C 104H 3PMSF													
	Spare wheel (space saver)	●													
REGULATED EMISSIONS	Capacity (litres)	69													
	Carbon monoxide (mg/km)	164.1				169.2				109.8					
	Total hydrocarbons (mg/km)	-				-				-					
	Nitrogen Oxides (mg/km)	26.8				31.7				32.8					
	Total Hydrocarbons + Nitrogen Oxides (mg/km)	28.9				34				40.9					
	Particulate Matter (mg/km)	0.54				0.91				1.61					
	FUEL CONSUMPTION, EMISSIONS and PERFORMANCE (driver only) INFORMATION BY LENGTH	Vehicles Fitted without Grip Control* Options (ZHCL/ZHCP)	Maximum speed (mph)	99			114			115					
			Acceleration 0-62 mph driver only (sec)	12			10.3			8.8					
			Urban drive cycle MPG (litres/100km)	54.3 (5.2)			45.6 (6.2)			38.7 (7.3)		37.2 (7.6)			
			Extra Urban drive cycle MPG (litres/100km)	61.4 (4.6)			55.4 (5.1)			53.3 (5.3)		51.4 (5.5)		50.4 (5.6)	
Combined drive cycle MPG (litres/100km)			58.9 (4.8)			51.4 (5.5)			47.1 (6.0)		46.3 (6.1)		44.8 (6.3)		
Regulated Emission Standard		Euro 6.2			Euro 6.2			Euro 6.2							
Carbon Dioxide (CO2) emissions (g/km)		126	127	126	127	144	145	145 / 144*	145	159	160	168	166	169	
Vehicles Fitted with Grip Control* Options (ZHCL/ZHCP)		Maximum speed (mph)	99			114			115						
		Acceleration 0-62 mph driver only (sec)	12			10.3			8.8						
		Urban drive cycle MPG (litres/100km)	54.3 (5.2)			44.8 (6.3)			38.2 (7.4)		37.2 (7.6)		36.7 (7.7)		
	Extra Urban drive cycle MPG (litres/100km)	60.1 (4.7)			55.4 (5.1)			52.3 (5.4)		49.6 (5.7)					
	Combined drive cycle MPG (litres/100km)	57.6 (4.9)			50.4 (5.6)			46.3 (6.1)		44.1 (6.4)					
Regulated Emission Standard	Euro 6.2			Euro 6.2			Euro 6.2								
Carbon Dioxide (CO2) emissions (g/km)	128	-	-	128	146	-	147	161	162	168	-	169			
VEHICLE WEIGHT INFORMATION (kg)	Gross vehicle weight	2695		2755	2750		2810	2785	2780	2800	2705	2810	2740	2840	
	Mass in service	1925		1930	1990		2004	2023	2020	2032	2132	2144	2168	2162	
	Kerb weight	1660				1726		1740	1759	1763	1770	1953	1959	1986	1970
	Gross train weight	4095		4155	4650		4710	4685	4900		4610	-	4900		
	Maximum braked trailer weight	1800				2300				2300				2250	2300
	Maximum tow ball weight	72				92				92					
INSURANCE CODES	Active	17E	-	-	-	21E	-	-	-	24E	-	-	-	-	
	Allure	-	-	-	-	22E	-	-	23E	25E	25E	-	-	-	
	Business	-	17E	17E	17E	-	21E	21E	-	-	-	-	-	-	
	Business VIP	-	-	-	-	-	-	-	-	-	-	27E	27E	29A	29A

\* 144g/km for Traveller Business fitted \* 144g/km for Traveller Business fitted with optional 17" 'Phoenix' alloy wheels (option ZHCC)

VERSIONS	Standard	Long
<b>Exterior dimensions (mm)</b>		
Length	4959	5309
Front overhang	881	
Wheelbase	3275	
Rear overhang	803	1153
Width (excluding door mirrors)	1920	
Width (door mirrors unfolded)	2204	
Front track at wheel centre	1627	
Rear track at wheel centre	1600	
Height (1)	1890	
Height with larger payload (1)	1930	1935
Height with raised suspension (1)	1935	1940
Ground clearance (1)	150	
Ground clearance with raised suspension (1)	175	
<b>Dimensions of rear doors (mm)*</b>		
Maximum width of rear doors	1212	
Maximum height of rear doors	1177	
Minimum load sill height (1)	584	584
Maximum load sill height (1)	653	664
<b>Dimensions of side doors (mm)</b>		
Width of aperture	933	
Height of aperture	1181	
<b>Interior dimensions (mm)</b>		
Maximum load height	1337	1339
Maximum load length (with folding 1 <sup>st</sup> row passenger seat)	3161	3511
Load length (behind the 1 <sup>st</sup> row)	2413	2763
Load width between wheel arches	1228	
Maximum waist width 1 <sup>st</sup> row / 2 <sup>nd</sup> row / 3 <sup>rd</sup> row	1515 / 1586 / 1570	
<b>Interior volumes (L)* (see over 6.3)</b>		
Boot load volume (seat height) (2)	1700	2100
Boot load volume (roof height) (2)	2550	3100
Maximum number of seats	8	8
<b>Turning circle (m)</b>		
Turning circle between kerbs	12.4	
Turning circle between walls	12.9	

(1) Vehicle in running order

(2) In a standard configuration (without third row)


 (1) Compact  
 (2) Standard  
 (3) Long

VDA calculation: Volume of the boot space is calculated by filling with one-litre blocks measuring 200mm x 100mm x 50mm.

- Volume to the top of the seat back
- Volume to the roof



## PEUGEOT Traveller Range: Service Contracts

### PEUGEOT offer two levels of Service Contract:

#### PEUGEOT Service Plans

##### What's included:

- PEUGEOT Service Plans offer complete assurance that all your servicing costs will be completely covered for the duration of the plan
- We offer PEUGEOT Service Plans for up to five years with many mileage options
- One-off up front or monthly direct debit payment options available

##### Monthly price examples\*:

36 Months / 30,000 Miles	48 Months / 40,000 Miles	60 Months / 50,000 Miles
12.99 per month	13.99 per month	13.99 per month

\* Price examples based on an annual mileage of 10,000 per annum

A PEUGEOT Service Plan can be purchased up to 12 months after registration date. The prices quoted above are indicative, for a bespoke quote please contact your local PEUGEOT Dealer. If the plan is taken out after the date of registration an additional payment will be required to cover this starting period. Any normal wear and tear maintenance work such as replacement of tyres, brake pads, brake discs, clutches, shock absorbers, wipers, batteries, bulbs, silencer, exhausts and windscreens are excluded. Servicing must be carried out by a PEUGEOT Authorised Repairer in the UK. PEUGEOT Motor Company reserve the right to change, amend or withdraw this product at any time.

#### Extended PEUGEOT Assistance\*

##### What's included: Extension of your PEUGEOT Assistance Cover

- Offers you the opportunity to extend PEUGEOT Assistance up to a further two years
- Cover includes:
  - PEUGEOT Assistance from Home
  - PEUGEOT Roadside Assistance
  - PEUGEOT Recovery
  - PEUGEOT Onward Travel
  - PEUGEOT European Cover

\* Excludes non-vehicle induced faults

To find out about extending your PEUGEOT Assistance cover, call 0800 294 0294



**Manufacturers Recommended Retail Price On The Road**

**The On the Road MRRP featured includes the following from April 2018:**

Tax band	CO2 (g/km)	First Year VED (Petrol)	First Year VED (Diesel)	Annual Tax	First Reg fee	Delivery Charge	VAT @ 20% on Delivery	Total OTR Costs (Petrol)	Total OTR Costs (Diesel)
<b>A</b>	0	£0.00	£0.00	£0.00	£55.00	£583.33	£116.67	<b>£755.00</b>	<b>£755.00</b>
<b>B</b>	1-50	£10.00	£25.00	£140.00	£55.00	£583.33	£116.67	<b>£765.00</b>	<b>£780.00</b>
<b>C</b>	51-75	£25.00	£105.00	£140.00	£55.00	£583.33	£116.67	<b>£780.00</b>	<b>£860.00</b>
<b>D</b>	76-90	£105.00	£125.00	£140.00	£55.00	£583.33	£116.67	<b>£860.00</b>	<b>£880.00</b>
<b>E</b>	91-100	£125.00	£145.00	£140.00	£55.00	£583.33	£116.67	<b>£880.00</b>	<b>£900.00</b>
<b>F</b>	101-110	£145.00	£165.00	£140.00	£55.00	£583.33	£116.67	<b>£900.00</b>	<b>£920.00</b>
<b>G</b>	111-130	£165.00	£205.00	£140.00	£55.00	£583.33	£116.67	<b>£920.00</b>	<b>£960.00</b>
<b>H</b>	131-150	£205.00	£515.00	£140.00	£55.00	£583.33	£116.67	<b>£960.00</b>	<b>£1,270.00</b>
<b>I</b>	151-170	£515.00	£830.00	£140.00	£55.00	£583.33	£116.67	<b>£1,270.00</b>	<b>£1,585.00</b>
<b>J</b>	171-190	£830.00	£1,240.00	£140.00	£55.00	£583.33	£116.67	<b>£1,585.00</b>	<b>£1,995.00</b>
<b>K</b>	191-225	£1,240.00	£1,760.00	£140.00	£55.00	£583.33	£116.67	<b>£1,995.00</b>	<b>£2,515.00</b>
<b>L</b>	226-255	£1,760.00	£2,070.00	£140.00	£55.00	£583.33	£116.67	<b>£2,515.00</b>	<b>£2,825.00</b>
<b>M</b>	Over 255	£2,070.00	£2,070.00	£140.00	£55.00	£583.33	£116.67	<b>£2,825.00</b>	<b>£2,825.00</b>

VAT is calculated at 20%

VAT is not applicable to cars sold in the Channel Islands

**PEUGEOT 3 Years of Warranty**

All vehicles first registered in the UK and purchased from a UK PEUGEOT Dealer benefit from a PEUGEOT 2 year unlimited mileage manufacturer's warranty and a free optional additional 1 year of warranty provided by the PEUGEOT Dealer Network in the UK.

**PEUGEOT Assistance**

All new PEUGEOTs come with PEUGEOT Assistance, our breakdown assistance service.

Provided by the AA, PEUGEOT Assistance is available every minute of the day and night, 365 days of the year, for you and anyone else driving your PEUGEOT with your permission.

Full details are available at [www.peugeot.co.uk](http://www.peugeot.co.uk)

**Terms and Conditions**

Every endeavour has been made to ensure that the information, details and descriptions set out in this literature are correct, at the time of going to print.

It is our policy to continually improve our vehicles in every way. We reserve the right to modify our vehicles price, specification (including colour), equipment, accessories and characteristics or to discontinue any model, without notice, at any time.

To avoid any misunderstandings you are advised to check with your PEUGEOT Dealer the specification (including colour), equipment accessories and equipment relating to any PEUGEOT vehicle and the exact cost and availability prior to ordering.

Where a feature is described as an option in this publication it should be assumed that it is at extra cost unless specifically stated otherwise.

Issued by Sales and Marketing, PEUGEOT Motor Company PLC, Pinley House, Sunbeam Way, Coventry CV3 1ND.



PEUGEOT