



# 2018 ACUTE CARDIOVASCULAR CARE

6TH ANNUAL CONGRESS OF THE ACUTE CARDIOVASCULAR CARE ASSOCIATION

**MILAN, ITALY** **3-5 MARCH**

## Final Programme



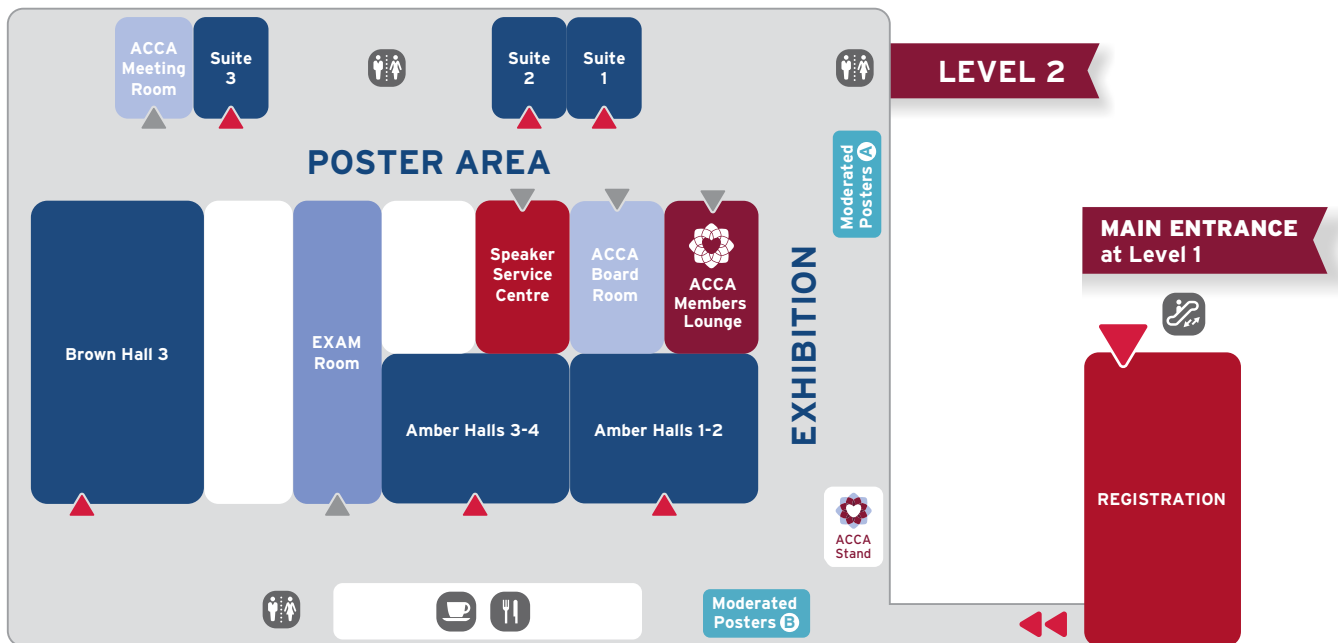
**ACCA**  
Acute Cardiovascular  
Care Association

[www.escardio.org/acutecvd](http://www.escardio.org/acutecvd)



**ESC**  
European Society  
of Cardiology

# Building Overview



Acute Cardiovascular Care 2018 is the annual meeting of the Acute Cardiovascular Care Association (ACCA) of the ESC

## European Society of Cardiology


Acute Cardiovascular Care Association of the ESC  
2035 Route des Colles, Les Templiers  
CS80179 BIOT  
06903 SOPHIA ANTIPOLIS CEDEX  
France

Tel. : +33(0)4 92 94 76 00  
Fax : +33(0)4 92 94 86 22  
Website : [www.escardio.org/acutecvd](http://www.escardio.org/acutecvd)  
Email : [accasecretariat@escardio.org](mailto:accasecretariat@escardio.org)



**ACCA**

Acute Cardiovascular  
Care Association

 European Society of Cardiology

# Table of Contents

Welcome Address .....	Page 02
Programme At A Glance .....	Page 03
Acute Cardiovascular Care Association .....	Page 04
Sessions by Type .....	Page 06
Congress Resources & Practical Information .....	Page 08
Industry at Acute Cardiovascular Care 2018 .....	Page 09

## SCIENTIFIC PROGRAMME

### SATURDAY 3 MARCH

Saturday Sessions .....	Page 10
Saturday Posters .....	Page 19

### SUNDAY 4 MARCH

Sunday Sessions .....	Page 26
ACCA School .....	Page 30
ACCA School .....	Page 32
ACCA School .....	Page 33
Sunday Posters .....	Page 36

### MONDAY 5 MARCH

Monday Sessions .....	Page 44
ACCA School .....	Page 45
ACCA School .....	Page 47
Monday Posters .....	Page 49

Index of Chairpersons .....	Page 54
Index of Speakers .....	Page 55
Index of Authors .....	Page 56

# Welcome Address

Dear Friends & Colleagues,

Welcome to the annual meeting of the Acute Cardiovascular Care Association of the ESC, the leading scientific event for all healthcare professionals working in acute cardiac care. This meeting brings together cardiologists, intensivists, anaesthesiologists, internists, cardiac surgeons, nurses, paramedics and other allied professionals who care for acutely ill cardiac patients.

Around this year's main theme "Working together for acute cardiovascular patients", the programme will offer in-depth presentations by leading experts on acute coronary syndromes, acute heart failure, reperfusion and revascularisation, circulatory support in shock or pre-shock, management of arrhythmias in the acute setting, general intensive care, as well as secondary prevention with a focus on anti thrombotic therapy, lipid lowering and anti-diabetics.

Research will be at the heart of the congress, hosting original submissions from all over the world. The abstract and clinical case programme show the full spectrum of research productions. The highest rated abstracts will be presented on Sunday during the Young Investigator Award and the ACCA Research Prize sessions.

This year, we are presenting new topics in the ACCA School sessions: on Sunday & Monday, attend hands-on practical workshops on renal replacement therapy, ICD and ECMO.

Throughout the congress, we invite you to visit us on the ACCA stand to learn about the association's upcoming events, discover a unique interactive e-learning platform, get the 2018 edition of the ACCA Clinical Decision Making Toolkit, and benefit from our membership special offer and access the ACCA Members' Lounge!

The congress is also an opportunity to keep up to date with Industry partners in the field who will showcase their latest advances in the exhibition and during the Satellite Symposia.

On behalf of the ACCA Board and the Congress Programme Committee, we wish you an excellent congress.

We look forward to welcoming you to Milan!

## **ACCA President and Local Host**

**Maddalena Lettino**  
Milano, Italy

## **Congress Programme Committee Chairperson**

**Kurt Huber**  
Vienna, Austria

## **Congress Programme Committee Co-Chairperson**

**Sergio Leonardi**  
Pavia, Italy

## **ACCA Executive Board**

President - **Dr. Maddalena Lettino**, FESC  
President Elect - **Dr. Susanna Price**, FESC  
Past President - **Prof. Hector Bueno**, FESC  
Secretary - **Prof. Chris Gale**, FESC  
Treasurer - **Prof. Josep Masip**, FESC

## **ACCA ex-Officio Board Members**

**Prof. Ingo Ahrens**  
**Dr. Pepe Barrabes**  
**Prof. Marc Claeys**  
**Dr. Sofie Gevaert**  
**Prof. Kurt Huber, FESC**  
**Dr. Catriona Jennings, FESC**  
**Prof. Christiaan Vrints**



## **ACCA Board Members**

**Prof. Eric Bonnefoy**  
**Dr. Elia De Maria**  
**Prof. Sigrun Halvorsen**, FESC  
**Prof. Christian Hassager**, FESC  
**Dr. Sergio Leonardi**, FESC  
**Prof. Janina Stepinska**, FESC  
**Prof. David Walker**, FESC

## **Acute Cardiovascular Care 2018 Scientific Programme Committee**

Chairperson - **Prof. Kurt Huber**, FESC  
co-Chairperson - **Dr. Sergio Leonardi**, FESC  
**Dr. Konstantin Krychtiuk**  
**Dr. Maria Rubini Gimenez**  
**Dr. Claudio Fresco**  
**Dr. Marco Tubaro**

## SATURDAY 3 MARCH

09:00 - 10:00	To lyse or not to lyse the thrombus?	Brown Hall 3
	Translating scientific evidence into clinical practice	Amber Halls 3-4
	Critically ill patients in the field	Amber Halls 1-2
10:00 - 11:00	Moderated Poster Session 1 - Acute Coronary Syndromes	Moderated Poster Area A
	Moderated Poster Session 2 - Young researchers in Acute Cardiovascular Care I	Moderated Poster Area B
11:00 - 12:30	Acute heart failure: mechanisms and diagnosis	Brown Hall 3
	Controversies in patients with NSTEMI	Amber Halls 3-4
	Great Debate on STEMI: current controversies on immediate treatment	Amber Halls 1-2
	CPR: possible new developments	 Suite 1
14:00 - 15:30	Controversies on anticoagulants post-MI antithrombotic treatment	Brown Hall 3
	Controversial treatments in acute heart failure	Amber Halls 3-4
	Optimisation of STEMI treatment	Amber Halls 1-2
	Open questions in cardiogenic shock	 Suite 1
15:30 - 16:30	Moderated Poster Session 3 - Acute Coronary Syndromes II	Moderated Poster Area A
	Moderated Poster Session 4 - Acute Heart Failure / Acute Cardiac Care	Moderated Poster Area B
16:30 - 17:30	Inaugural session	Brown Hall 3

09:00 - 12:30  
Poster Session 1

14:00 - 17:30  
Poster session 2

## SUNDAY 4 MARCH

09:00 - 10:00	Interdisciplinary challenges with PCI	Brown Hall 3
	Arrhythmia prevention and management in acute coronary syndromes	Amber Halls 3-4
	ECMO for circulatory support	Amber Halls 1-2
	Pre-hospital delay: how to improve long-term outcomes?	Suite 1
10:05 - 10:55	ACCA General Assembly	Suite 1
10:00 - 11:00	Moderated Poster Session 5 - Acute Coronary Syndromes III	Moderated Poster Area A
	Moderated Poster Session 6 - Arrhythmias	Moderated Poster Area B
11:00 - 12:30	Treatment strategies for the complex decompensated heart failure/cardiogenic shock patient: the what and when of drugs and devices	Brown Hall 3
	Anti-thrombotics in patients at simultaneous risk of stroke and stent thrombosis	Amber Halls 3-4
	Hot Topics in acute coronary syndrome <i>This programme is supported by Thermo Fisher Scientific in the form of an educational grant.</i>	 Amber Halls 1-2
	Young Investigator Awards Abstracts	Suite 1
	ACCA School - Renal Replacement Therapy	Suite 2
	ACCA School - ECMO	Suite 3
12:45 - 13:45	Satellite Symposium: Cardiovascular interventions in patients with atrial fibrillation: an expanding clinical landscape <i>Sponsored by Daiichi Sankyo Europe GmbH</i>	Brown Hall 3
14:00 - 15:30	Safe rule-out and rule-in of AMI <i>This programme is supported by Roche Diagnostics International Ltd in the form of an educational grant.</i>	Brown Hall 3
	Pre-hospital ACS: diagnosis and treatments	Amber Halls 3-4
	Great debate on STEMI: current controversies on antiplatelet management after the acute phase <i>This programme is supported by AstraZeneca in the form of an educational grant.</i>	Amber Halls 1-2
	Irritating waves and puzzling images in acute cardiac care	 Suite 1
	ACCA School - Renal Replacement Therapy	Suite 2
	ACCA School - ECMO	Suite 3
15:30 - 16:30	YIA Award: Acute Cardiovascular Care 2018	ACCA Stand
	Moderated Poster Session 7 - Out of Hospital Arrest/Acute Heart Failure/Aortic Disease	Moderated Poster Area A
	Moderated Poster Session 8 - Young Researchers in Acute Cardiovascular Care II	Moderated Poster Area B
16:30 - 17:30	The unavoidable impact of big data in acute cardiovascular care	Brown Hall 3
	A complex case of NSTEMI: when to ask and what to do	Suite 1
	Acute renal failure: what the cardiologist needs to know!	Amber Halls 3-4
	Session to be announced	Amber Halls 1-2
	ACCA Research Prize	Suite 1

09:00 - 12:30  
Poster Session 3

14:00 - 17:30  
Poster session 4

## MONDAY 5 MARCH

09:00 - 10:00	Acute problems in structural heart diseases	Brown Hall 3
	Everyday problems in Intensive Cardiac Care Unit <i>This programme is supported by Portola Pharmaceuticals, Inc in the form of an educational grant.</i>	Amber Halls 3-4
	Multi-disciplinary care in acute cardiovascular disease: what have I missed?	Amber Halls 1-2
	Preparatory session for the ACCA certification exam	Suite 1
	ACCA School - Pacemaker - Implantable Cardiac Devices	Suite 2
10:00 - 11:00	Moderated Poster Session 9 - Imaging/Intervention/Devices	Moderated Poster Area A
	Moderated Poster Session 10 - Acute Coronary Syndromes and others	Moderated Poster Area B
11:00 - 12:30	Open questions in patients with NSTEMI	Brown Hall 3
	General intensive care in the cardiac patient: Update 2018 <i>This programme is supported by Portola Pharmaceuticals, Inc in the form of an educational grant.</i>	Amber Halls 3-4
	Out of hospital cardiac arrest 2018: an update	Amber Halls 1-2
	Septic shock	Suite 1
	ACCA School - Pacemaker - Implantable Cardiac Devices	Suite 2
12:45 - 13:45	Highlights from Acute Cardiovascular Care 2018 & Closing Ceremony	Amber Halls 3-4

09:00 - 12:30  
Poster Session 5

# Acute Cardiovascular Care Association

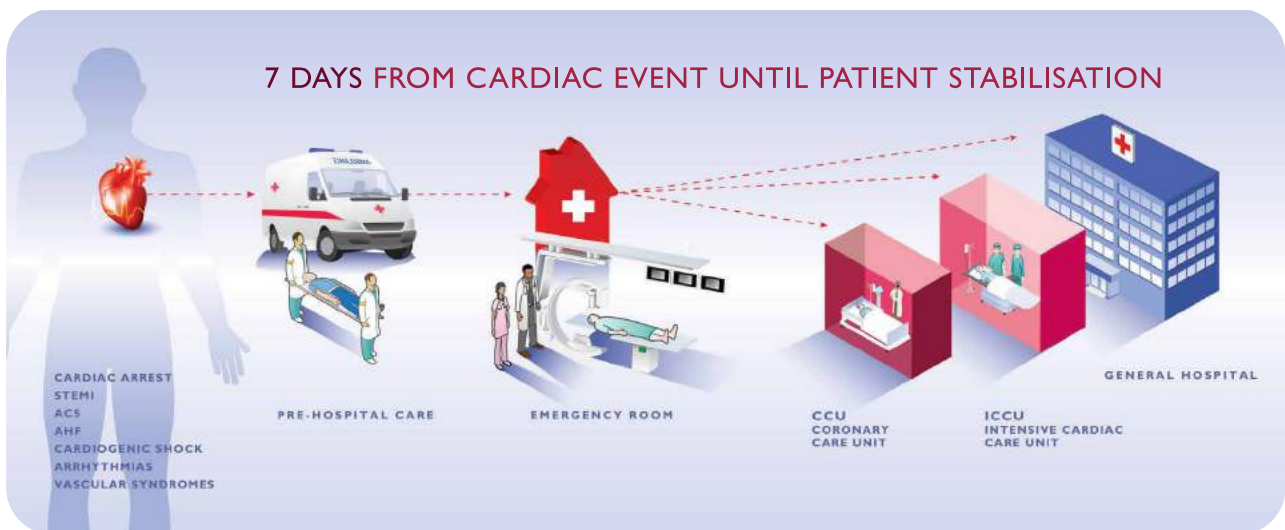
## Acute Cardiovascular Care Association (ACCA) A branch of the European Society of Cardiology (ESC)

The Acute Cardiovascular Care Association (ACCA) is the first and unique community involved in the entire process of managing acute cardiovascular diseases .

The ACCA mission is to improve the quality of care and outcomes of patients with acute cardiovascular diseases, encompassing the complete care of patient from first medical contact in the pre-hospital phase until patient stabilisation.

ACCA is promoting a multidisciplinary patient centric approach, encouraging all healthcare professional interested in this field to join us.

Join the ACCA community at ACCA stand and benefit from a special offer!



## Educating Is Our Mission

From theory to practice, from basic knowledge to expert level, ACCA offers you a comprehensive portfolio of education material, covering the whole of acute cardiovascular care.

Discover what is available at ACCA Stand...

ESCeL  
ESC eLEARNING PLATFORM

The ESC Textbook of  
Intensive and Acute  
Cardiovascular Care

CLINICAL DECISION  
MAKING TOOLKIT

European Journal of  
Acute Cardiovascular  
Care

WEBINAR

ACCA  
LEADS YOU  
TO EXPERTISE



**ACCA**  
Acute Cardiovascular  
Care Association

## TAKE THE **NEXT STEP**

### ● **Join your community**

● Network with a multidisciplinary community in a patient focused organisation

● Get exclusive access to the latest scientific and educational resources: ESC e-Learning platform, Journal, Toolkit, Online Textbook and much more

● Benefit from discounts on the Acute CVD Congress and get unlimited access to post-congress resources



ACCA, the worldwide reference for all professionals in Acute Cardiovascular Care  
[www.escardio.org/ACCA-membership](http://www.escardio.org/ACCA-membership)

**WANT  
MORE?**

Mix and match the ESC membership packages that best suit your needs for unique savings and benefits.



**ESC**  
European Society  
of Cardiology

# Sessions by Type

## Find the education you are looking for

### ORAL ABSTRACT SESSIONS

These sessions are dedicated to the presentation of novel research.

#### Young Investigator Awards Abstracts ..... page 30

A session dedicated to researchers 35 or below. Six finalists will present their abstracts before a panel of judges who will select a winner. Come support the finalists!

#### ACCA Research Prize ..... page 35

Scientists and clinicians are invited to submit their un-published research in the area of acute cardiovascular care with a focus on quality of care research, clinical outcomes research and translational research applied to the development of novel therapeutic, diagnostic and logistical strategies to improve patient care and long-term outcomes.

### MODERATED POSTERS

The ideal platform to meet presenters, colleagues & peers in front of their research and discuss their findings; selected presenters are invited to discuss their abstract in front of an audience during dedicated breaks - they will be challenged by the moderators!

- **Moderated Poster Session 1** - Acute Coronary Syndromes I ..... page 11
- **Moderated Poster Session 2** - Young researchers in Acute Cardiovascular Care I ..... page 12
- **Moderated Poster Session 3** - Acute Coronary Syndromes II ..... page 16
- **Moderated Poster Session 4** - Acute Heart Failure/ Acute Cardiac Care ..... page 17
- **Moderated Poster Session 5** - Acute Coronary Syndromes III ..... page 27
- **Moderated Poster Session 6** - Arrhythmias ..... page 28
- **Moderated Poster Session 7** - Out of Hospital Arrest/Acute Heart Failure/Aortic Disease ..... page 33
- **Moderated Poster Session 8** - Young Researchers in Acute Cardiovascular Care II ..... page 34
- **Moderated Poster Session 9** - Imaging/Intervention/Devices ..... page 45
- **Moderated Poster Session 10** - Acute Coronary Syndromes and others ..... page 46

### POSTER SESSIONS

Visual display of the abstracts - meet the presenters to discuss their research during the breaks!

- **Poster Session 1** - Acute Heart Failure, Cardiogenic Shock and Advanced Cardiac Support ..... page 19
- **Poster Session 2** - Non ST Elevation ACS ..... page 22
- **Poster Session 3** - ST Elevation ACS ..... page 36
- **Poster Session 4** - Acute Coronary Syndromes (Other) ..... page 40
- **Poster Session 5** - Pulmonary embolism, Arrhythmias and Sudden Cardiac Death, Imaging, Acute Aortic Syndrome... page 49

### CASE-BASED SYMPOSIUM

Based on clinical cases, these sessions focus on practical, difficult, or controversial aspects in clinical cardiovascular care and are designed for maximum interaction between presenters, panelists and audience.

- Open questions in cardiogenic shock ..... page 16
- Pre-hospital delay: how to improve long-term outcomes? ..... page 27
- Irritating waves and puzzling images in acute cardiac care ..... page 32
- Acute renal failure: what the cardiologist needs to know! ..... page 35
- Acute problems in structural heart diseases ..... page 44
- Septic shock ..... page 47

### DEBATE

Daily practice oriented sessions: speakers will give educational presentations followed by discussions on controversial issues.

- Controversies in patients with NSTEMI ..... page 13
- Great Debate on STEMI: current controversies on immediate treatment ..... page 13
- Controversies on anticoagulants post-MI antithrombotic treatment ..... page 15
- Controversial treatments in acute heart failure ..... page 15
- Great debate on STEMI: current controversies on antiplatelet management after the acute phase ..... page 32
- A complex case of NSTEMI: when to ask and what to do ..... page 35
- Multi-disciplinary care in acute cardiovascular disease: what have I missed? ..... page 44



## HOW-TO SESSIONS

Provide practical, informative material and have a great educational value. Sessions focused on demonstration of techniques and practices by experts.

## ACCA SCHOOL

Experts will take you through live demonstrations and hands-on training to learn and apply the latest methods and practice.

- > ACCA School - Renal Replacement Therapy ..... page 30,32
- > ACCA School - ECMO ..... page 30,33
- > ACCA School - Pacemaker - Implantable Cardiac Devices ..... page 45,47

## MAIN SESSIONS

- > Critically ill patients in the field ..... page 10
- > ECMO for circulatory support ..... page 26
- > Everyday problems in Intensive Cardiac Care Unit ..... page 44
- > Open questions in patients with NSTEMI ..... page 46
- > General intensive care in the cardiac patient: Update 2018 ..... page 47

## MEET THE EXPERTS

Discussions with experts, around cases and latest research & publications, who will explain difficulties, pitfalls and limitations whilst putting the results in perspective.

- > Treatment strategies for the complex decompensated heart failure/cardiogenic shock patient: ..... page 29  
the what and when of drugs and devices

## SPECIAL EVENTS

- > ACCA General Assembly ..... page 28
- > YIA Award: Acute Cardiovascular Care 2018 ..... page 33
- > Inaugural Session ..... page 18
- > Special Sessions ..... page 14,48
- > Preparatory session for the ACCA certification exam ..... page 45
- > Highlights from Acute Cardiovascular Care 2018 & Closing Ceremony ..... page 48

## SATELLITE SYMPOSIUM

- > Cardiovascular interventions in patients with atrial fibrillation: an expanding clinical landscape ..... page 31

## SYMPOSIUM

These sessions allow for in-depth discussions on developments and advances in the various fields of acute cardiovascular care - these sessions are structured around four to five presentations by experts.

- > To lyse or not to lyse the thrombus? ..... page 10
- > Translating scientific evidence into clinical practice ..... page 10
- > Acute heart failure: mechanisms and diagnosis ..... page 12
- > Optimisation of STEMI treatment ..... page 16
- > Interdisciplinary challenges with PCI ..... page 26
- > Arrhythmia prevention and management in acute coronary syndromes ..... page 26
- > Anti-thrombotics in patients at simultaneous risk of stroke and stent thrombosis ..... page 29
- > Safe rule-out and rule-in of AMI ..... page 31
- > Pre-hospital ACS: diagnosis and treatments ..... page 31
- > The unavoidable impact of big data in acute cardiovascular care ..... page 34
- > Out of hospital cardiac arrest 2018: an update ..... page 47

*\*Programme valid at the date of printing (05/02/2018). For up to date information, please consult the Mobile App.*

# Congress Resources



## Mobile app

### Acute Cardiovascular Care 2018 at your fingertips!

View the most updated programme including all accepted abstracts, organise your congress!

**NEW**

### Acute CVD 2018 is now a part of ESC Congresses App!

Download the app and install Acute CVD 2018 content.



## Scientific Programme & Planner

# SP&P

Consult the abstracts, slides, electronic posters and session videos online:

[www.escardio.org/acutecvd](http://www.escardio.org/acutecvd)

Some resources are limited to ACCA members. Search the online programme by topic, by day, by keyword.



## Abstracts

Accepted abstracts are published in the congress Mobile App, on the Scientific Programme & Planner, and on the online supplement of the European Heart Journal - Acute Cardiovascular Care.

# Practical Information

## Certificate of Attendance

Certificates of attendance will be distributed at the Registration area from Sunday midday.

"The Acute Cardiovascular Care 2018, Milan, Italy, 3-5/03/2018 has been accredited by the European Accreditation Council for Continuing Medical Education (EACCME®) with **11 European**



**CME credits** (ECMEC®s). Each medical specialist should claim only those hours of credit that he/she actually spent in the educational activity."

## Poster Certificates

Electronic certificates will be provided by email - please contact [accascientific@escardio.org](mailto:accascientific@escardio.org) to claim your certificate.

## ACCA Members' Lounge

The lounge is an exclusive area where members of the Acute Cardiovascular Care Association can take a break, drink a coffee, access the internet or network with peers.

## Catering

Coffee breaks are complimentary for all congress delegates and a cash bar is available in the venue.

## Language

The official language of the congress is English. All lectures and presentations will be held in English only. No translation is provided.

## Internet Corner

Computers with internet access are available free of use in the exhibition.

Consult the Scientific Programme & Planner, browse the web or print your boarding pass!

## Speaker Service Centre

All speakers giving a presentation in the scientific sessions are requested to upload and validate their presentation in the Speaker Service Centre (SSC) a minimum of three hours before the session starts or the day before if the session is at 08:30.

Speakers who have already uploaded online can come to review their slides.

## Cloakroom, Lost & Found

Leave your belongings during the day at the cloakroom (free of charge) located next to the registration.

For queries regarding Lost & Found, please address a member of the ESC staff in the registration area.

## Information

ESC staff are here to help you, please do not hesitate to ask for assistance.

## First Aid

Participants in need of medical treatment should contact any member of the ESC staff in the registration.

## No Smoking

For the comfort and health of all participants, smoking is strictly prohibited in the building.

## Police & Safety

Your congress badge must be visible at all times. Security guards are present for your safety. Please take all personal belongings with you when leaving a lecture room. The ESC is not responsible for your personal belongings during the congress.

## Visual Reproduction

All visual or audio reproduction is strictly prohibited. Out of respect for presenters and possible copyright issues, you are kindly asked to respect this rule.

# Industry at Acute Cardiovascular Care 2018

ACCA expresses its sincere appreciation to all our industry partners and organisations for their contribution to Acute Cardiovascular Care 2018

Acute Cardiovascular Care Association (ACCA) / European Society of Cardiology (ESC) .....	Stand A1
AstraZeneca .....	Stand B2
Educational Grant provided for session "Great debate on STEMI: current controversies on antiplatelet management after the acute phase"	
Daiichi Sankyo Europe GmbH	
Satellite Symposium on Sunday 4 March 2018, 12:45 - 13:45, Brown Hall 3	
Israel 11th International Conference on ACC .....	Stand B1
Oxford University Press .....	Stand A2
Portola Pharmaceuticals, Inc .....	Stand B3
Educational Grants provided for sessions "Everyday problems in Intensive Cardiac Care Unit" and "General intensive care in the cardiac patient: Update 2018"	
Roche Diagnostics International Ltd	
Educational Grant provided for session "Safe rule-out and rule-in of AMI"	
SAGE Publishing .....	Stand A3
Sanofi SpA Italy	
Thermo Fisher Scientific	
Educational Grant provided for session "Hot Topics in acute coronary syndrome"	
ViroGates .....	Stand C1
Wisepress Medical Bookshop .....	Stand A4

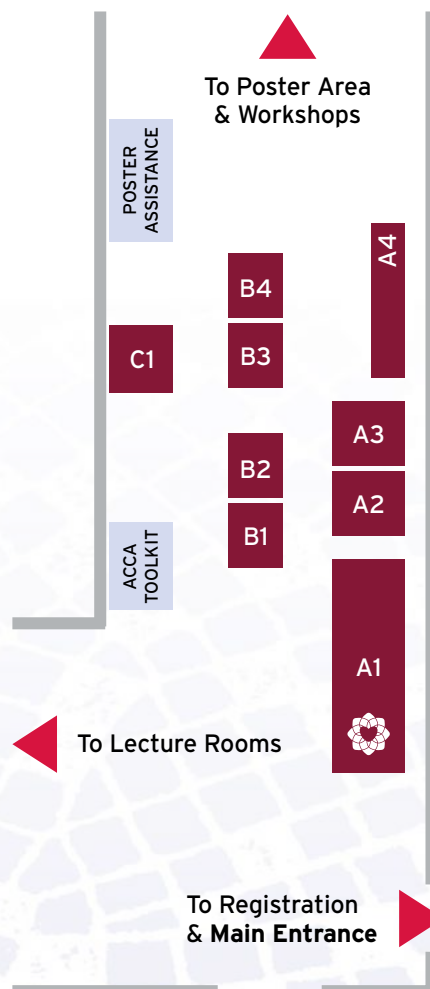
## LEVEL 2

### Exhibition Opening Hours

**Saturday 3 March**  
10:00 - 17:30

**Sunday 4 March**  
09:00 - 17:30

**Monday 5 March**  
09:00 - 12:30



# Saturday 3 March 2018

## MORNING SESSIONS

09:00 - 10:00

Symposium

Brown Hall 3

### To lyse or not to lyse the thrombus?

Chairpersons: **I. Ahrens (Cologne, DE); E. Bonnefoy-Cudraz (Bron, FR)**

- |              |  |   |
|--------------|--|---|
| <b>09:00</b> | Systemic or local thrombolysis is indicated in intermediate-risk pulmonary embolism.<br>S. V. Konstantinides (Mainz, DE) | 1 |
| <b>09:15</b> | Anticoagulation alone is adequate treatment for intermediate-risk pulmonary embolism.<br>S. Halvorsen (Oslo, NO)         | 2 |
| <b>09:30</b> | Interventional reperfusion modalities.<br>T. Gori (Mainz, DE)  | 3 |
| <b>09:45</b> | Mechanical support of the right ventricle.<br>A. Mebazaa (Paris, FR)   | 4 |

09:00 - 10:00

Symposium

Amber Halls 3-4

### Translating scientific evidence into clinical practice

Chairpersons: **S. Leonardi (Pavia, IT); F.W.A. Verheugt (Amsterdam, NL)**

- |              |   |   |
|--------------|---|---|
| <b>09:00</b> | Current role of national registries in acute cardiac care across Europe.<br>F. Roubille (Montpellier, FR) | 5 |
| <b>09:15</b> | Measuring and improving acute myocardial infarction care across Europe.<br>F. Schiele (Courbevoie, FR)    | 6 |
| <b>09:30</b> | Bridging the gap between Guideline recommendations and clinical practice.<br>C. P. Gale (Leeds, GB)       | 7 |
| <b>09:45</b> | Optimal delivery of care in emerging countries.<br>R. D. Lopes (Durham, US)                               | 8 |

09:00 - 10:00

How-to Session

Amber Halls 1-2

### Critically ill patients in the field

Chairpersons: **P. M. Clemmensen (Hamburg, DE); U. Zeymer (Ludwigshafen, DE)**

- |              |   |    |
|--------------|---|----|
| <b>09:00</b> | Cardiogenic shock in the field: is ECMO an option?<br>F. Pappalardo (Milano, IT)            | 9  |
| <b>09:15</b> | Let's fly: considerations in airlifting cardiac patients.<br>J. A. Barrabes (Barcelona, ES) | 10 |
| <b>09:30</b> | Arrhythmias in the field: cause and treatment.<br>B. Gorenek (Eskisehir, TR)                | 11 |
| <b>09:45</b> | Termination of resuscitation outside the hospital.<br>C. Hassager (Copenhagen, DK)          | 12 |

# Saturday 3 March 2018

## MORNING SESSIONS

10:00 - 11:00

Moderated Posters

Moderated Poster Area A

### Moderated Poster Session 1 - Acute Coronary Syndromes

**Chairpersons: G. Casella (Imola, IT); S. Gevaert (Gent, BE)**

Posters will be on display in the poster area from 09:00 to 12:30. During the session (from 10:00 to 11:00), each presenter will have to summarise their research within 4 minutes and then address questions from the chairpersons and audience. Presenters are in competition for the best presentation award.

<b>10:00</b>	Comparison of CRUSADE, ACUITY and HAS-BLED scores in predicting major bleeding amongst patients with myocardial infarction in intensive cardiac care unit setting. P. Serpytis, P. Navickas, R. Serpytis (Vilnius, LT)	13
<b>10:06</b>	Poor adherence to guideline recommendations on blood transfusion in patients with ACS: a single centre experience. R.C. Camporotondo, S. Leonardi, M. Portolan, A. Repetto, A. Mandurino-Mirizzi, C. Castelli, R. Totaro, M. Gnechi, M. Ferrario, L. Oltrona-Visconti, G.M. De Ferrari (Pavia, IT)	14
<b>10:12</b>	A rare complication of non-reperfused myocardial infarction: combined presence of aneurysm, pseudoaneurysm and floating thrombotic apposition. U. Gianni, S. Mauri, I. Passarelli, I. Raso, C. Raineri, R. Camporotondo, G. Magrini, M. Gnechi, S. Leonardi, G.M. De Ferrari (Pavia, IT)	15
<b>10:18</b>	Severe aortic stenosis is an independent predictor for mortality in patients with in-hospital cardiac arrest after acute coronary syndrome. P. Sulzgruber, M. Pesce, S. Schnaubelt, J. Niederdoeckl, A. Simon, M. Steininger, J. Wojta, A. Niessner, G. Goliassch (Vienna, AT)	16
<b>10:24</b>	Impact of prescribed antidepressants in acute myocardial infarction patients on survival 1 year after discharge. F. Witassek, N. Fehr, P. Erne, M. Puhan, H. Rickli, D. Radovanovic (Zurich and St. Gallen, CH)	17
<b>10:30</b>	Prediction of short term major adverse cardiac events in patients with suspected acute myocardial infarction. T. Nestelberger, J. Boeddinghaus, P. Badertscher, R. Twerenbold, D. Wussler, C. Puelacher, K. Wildi, T. Reichlin, N. Schaerli, C. Mueller (Basel, CH)	18
<b>10:36</b>	The prognostic impact of infarct size on the development of cardiac arrest in premature acute myocardial infarction. S. Schnaubelt, P. Sulzgruber (Vienna, AT)	19
<b>10:42</b>	Effect of simvastatin and ezetimibe on suPAR levels and cardiovascular disease outcome in patients with mild-moderate, asymptomatic aortic stenosis. G. Hodges, C.N. Bang, J.L. Forman, M.H. Olsen, K. Boman, S. Ray, J. Eugen-Olsen, A.M. Greve, J.L. Jeppesen, K. Wachtell (Copenhagen, Roskilde, Holbaek and Hvidovre, DK; Umea, SE; Manchester, GB; Oslo, NO)	20
<b>10:48</b>	Mid-range ejection fraction after an acute coronary syndrome: a nationwide in-hospital mortality predictors comparison. F. Montenegro Sa, C. Ruivo, L. Graca Santos, A. Antunes, J. Morais (Leiria, PT)	21
<b>10:54</b>	Ticagrelor improves the microcirculation in patients with acute coronary syndrome undergoing percutaneous coronary intervention. K. Park, Y.R. Cho, J.S. Park, T.H. Park, M.H. Kim, Y.D. Kim (Busan, KR)	22

# Saturday 3 March 2018

## MORNING SESSIONS

**10:00 - 11:00** **Moderated Posters** **Moderated Poster Area B**

**Moderated Poster Session 2 - Young researchers in Acute Cardiovascular Care I**

**Chairpersons: M. Rubini Gimenez (Basel, CH); J. Poess (Luebeck, DE)**

Posters will be on display in the poster area from 09:00 to 12:30. During the session (from 10:00 to 11:00), each presenter will have to summarise their research within 4 minutes and then address questions from the chairpersons and audience. Presenters are in competition for the best presentation award.

<b>10:00</b>	Impact of marathon and ultra-marathon races on specific and unspecific cardiac biomarkers. C. Wegmayr, P.H. Haller, M.T. Tscharre, M.K. Kassem, A.G. Gomiscek, E.P. Piackova, K.H. Huber (Vienna, AT)	23
<b>10:06</b>	Age-specific trends in incidence and survival of out-of-hospital cardiac arrest in Denmark 2001-2014. M. Winther-Jensen, M.N. Christiansen, C. Hassager, L. Kober, C. Torp-Pedersen, S.M. Hansen, F.K. Lippert, E.F. Christensen, J. Kjaergaard, C. Andersson (Copenhagen, Aalborg and Hellerup, DK)	24
<b>10:12</b>	New bedside score for identification of intermediate-high risk patients with pulmonary embolism. E.A. Kochmareva, V.A. Kokorin, A.L. Volkova, I.G. Gordeev (Moscow, RU)	25
<b>10:18</b>	Lactate predicts short-term mortality in acute pulmonary embolism more accurately than shock index and modified shock index. J. Simoes, J. Augusto, F. Costa, D. Roque, D. Faria, M. Santos, C. Morais (Amadora, PT)	26
<b>10:24</b>	Cardiac fibrosis rate and left ventricular diastolic function correlates with circulating relaxin-1 levels in HFrEF patients. E. Gara, J. Simon, G.Y. Csiko, T. Radovits, G. Foldes, B. Merkely (Budapest, HU)	27
<b>10:30</b>	Development of post-myocarditis dilated cardiomyopathy: proportion, predictors and long term prognostic significance. J. Artico, P. Gentile, E. Ammirati, G. Barbati, A. Perkan, M. Cipriani, C. Ranieri, E. Arbustini, M. Merlo, G. Sinagra (Trieste, Milan and Pavia, IT)	28
<b>10:36</b>	Percutaneous treatment for mechanical complications after myocardial infarction. L. Alvarez Roy, T.F. Benito Gonzalez, C. Minguito Carazo, S. Del Castillo Garcia, G.M. Flores Vergara, M. Ascencio Lemus, L. Romero Roche, N. Alonso Orcajo, R. Estevez Loureiro, F. Fernandez Vazquez (Leon, ES)	29
<b>10:42</b>	Too much aorta. J. Ponte Monteiro, J. A. Sousa, M. Neto, P. Faria, D. Freitas (Funchal, PT)	30
<b>10:48</b>	Percutaneous closure of post-infarction ventricular septal rupture in a patient with acute cardiogenic shock; case report. B. Albizreh, H. Alzaeem, A. Almulla, T. Hamid (Doha, QA)	31
<b>10:54</b>	A multi-biomarker approach to improve the prognostic stratification in pulmonary hypertension. T. Guimaraes, R. Placido, N. Cortez-Dias, S.R. Martins, A.G. Almeida, S. Goncalves, C. Calisto, M. Saudone, A. Mebazaa, F.J. Pinto (Lisbon, PT; Paris, FR)	32

**11:00 - 12:30** **Symposium** **Brown Hall 3**

**Acute heart failure: mechanisms and diagnosis**

**Chairpersons: M. Metra (Brescia, IT); S. Price (London, GB)**

<b>11:00</b>	Mechanisms of acute heart failure. A. Mebazaa (Paris, FR)	33
<b>11:20</b>	Non invasive hemodynamic assessment. G. Tavazzi (Pavia, IT)	34
<b>11:40</b>	Invasive hemodynamic assessment. G. Delle-Karth (Vienna, AT)	35
<b>12:00</b>	It's not only the heart: the role and management of organ dysfunction. A. Sionis (Barcelona, ES)	36
<b>12:20</b>	Serotonin triggered neutrophil degranulation aggravates myocardial reperfusion injury. M. Mauler, C. Schoenichen, N. Herr, C. Haerdtnr, C. Koentges, H. Bugger, K. Ley, I. Hilgendorf, D. Duerschmied (Freiburg, DE; La Jolla, US)	37

# Saturday 3 March 2018

## MORNING SESSIONS

11:00 - 12:30

Debate Session

Amber Halls 3-4

### Controversies in patients with NSTEMI

Chairpersons: **C. P. Gale (Leeds, GB); C.B. Granger (Durham, US)**

11:00	All patients without ST elevation but with troponin elevation after CPR should undergo urgent coronary angiography - PRO. M. Noc (Ljubljana, SI)	38
11:20	All patients without ST elevation but with troponin elevation after CPR should undergo urgent coronary angiography - CONTRA. U. Zeymer (Ludwigshafen, DE)	39
11:40	The very elderly (> 80 years) with NSTEMI should be treated with an invasive strategy PRO. S. Savonitto (Lecco, IT)	40
12:00	The very elderly (> 80 years) with NSTEMI should be treated with an invasive strategy CONTRA. H. Darius (Berlin, DE)	41
12:20	Clinical validation of a novel high-sensitivity cardiac troponin I assay for early diagnosis of acute myocardial infarction. J. Boeddinghaus, R. Twerenbold, T. Nestelberger, P. Badertscher, M. Rubini Gimenez, B. Morawiec, J. Parenica, F.J. Martin-Sanchez, Ò. Miro, C. Mueller (Basel, CH; Zabrze, PL; Brno, CZ; Madrid and Barcelona, ES)	42

11:00 - 12:30

Debate Session

Amber Halls 1-2

### Great Debate on STEMI: current controversies on immediate treatment

Chairpersons: **K. Huber (Vienna, AT); R. F. Storey (Sheffield, GB)**

11:00	PCI of non-IRA lesions immediately after primary PCI PRO. K. G. Oldroyd (Glasgow, GB)	43
11:10	PCI of non-IRA lesions immediately after primary PCI CONTRA. H. Thiele (Leipzig, DE)	44
11:15	PCI of non-IRA lesions immediately after primary PCI Rebuttal PRO. K. G. Oldroyd (Glasgow, GB)	45
11:30	PCI of non-IRA lesions immediately after primary PCI Rebuttal CONTRA. H. Thiele (Leipzig, DE)	46
11:40	PCI of non-IRA lesions immediately after primary PCI: chairpersons conclusion. K. Huber (Vienna, AT); R. F. Storey (Sheffield, GB)	47
11:45	Intravenous antiplatelets: cangrelor is ready for prime time PRO. S. Leonardi (Pavia, IT)	48
12:00	Intravenous antiplatelets: cangrelor is ready for prime time CONTRA. P. Tricoci (Durham, US)	49
12:15	Intravenous antiplatelets: cangrelor is ready for prime time Rebuttal PRO. S. Leonardi (Pavia, IT)	50
12:20	Intravenous antiplatelets: cangrelor is ready for prime time Rebuttal CONTRA. P. Tricoci (Durham, US)	51
12:25	Intravenous antiplatelets: cangrelor is ready for prime time: chairpersons conclusion. K. Huber (Vienna, AT); R. F. Storey (Sheffield, GB)	52

# Saturday 3 March 2018

## MORNING SESSIONS

11:00 - 12:30

Special Session

Suite 1

### CPR: possible new developments

**Chairpersons: K.A. Krychtiuk (Vienna, AT); M. Rubini Gimenez (Basel, CH)**

<b>11:00</b>	No ROSC: should I activate the ECMO team? W. S. Speidl (Vienna, AT)	53
<b>11:20</b>	ROSC! Cooling or Controlling? Do we have the answer? N. Grieco (Milano, IT)	54
<b>11:40</b>	ROSC in the ambulance: do I have to call the PCI centre? G. Fuernau (Luebeck, DE)	55
<b>12:00</b>	Three days after ROSC: what's my patients prognosis? C. Hassager (Copenhagen, DK)	56
<b>12:20</b>	Panel discussion. W. S. Speidl (Vienna, AT); G. Fuernau (Luebeck, DE); C. Hassager (Copenhagen, DK); N. Grieco (Milano, IT)	57



# Saturday 3 March 2018

## AFTERNOON SESSIONS

14:00 - 15:30	Debate Session	Brown Hall 3
<b>Controversies on anticoagulants post-MI antithrombotic treatment</b>		
<b>Chairpersons: M. Lettino (Milano, IT); J. A. C. Morais (Leiria, PT)</b>		
14:00	Low dose of rivaroxaban is a significant achievement for post-MI patients with atherosclerosis. Antiplatelets alone are not enough - PRO. A. Rubboli (Ravenna, IT)	58
14:15	Low dose of rivaroxaban is a significant achievement for post-MI patients with atherosclerosis. Antiplatelets alone are not enough - CONTRA. R. F. Storey (Sheffield, GB)	59
14:30	Low dose of rivaroxaban is a significant achievement for post-MI patients with atherosclerosis. Antiplatelets alone are not enough - Rebuttal PRO. A. Rubboli (Ravenna, IT)	60
14:35	Low dose of rivaroxaban is a significant achievement for post-MI patients with atherosclerosis. Antiplatelets alone are not enough - Rebuttal CONTRA. R. F. Storey (Sheffield, GB)	61
14:40	Low dose of rivaroxaban is a significant achievement for post-MI patients with atherosclerosis. Antiplatelets alone are not enough: Chairpersons conclusion. M. Lettino (Milano, IT); J. A. C. Morais (Leiria, PT)	62
14:45	All stented patients with atrial fibrillation, stable one year after intervention, should be managed with oral anticoagulants, without antiplatelets - PRO. R. De Caterina (Chieti, IT)	63
15:00	All stented patients with atrial fibrillation, stable one year after intervention, should be managed with oral anticoagulants, without antiplatelets - CONTRA. C.B. Granger (Durham, US)	64
15:15	All stented patients with atrial fibrillation, stable one year after intervention, should be managed with oral anticoagulants, without antiplatelets - Rebuttal PRO. R. De Caterina (Chieti, IT)	65
15:20	All stented patients with atrial fibrillation, stable one year after intervention, should be managed with oral anticoagulants, without antiplatelets - Rebuttal CONTRA. C.B. Granger (Durham, US)	66
15:25	All stented patients with atrial fibrillation, stable one year after intervention, should be managed with oral anticoagulants: Chairpersons conclusion. M. Lettino (Milano, IT); J. A. C. Morais (Leiria, PT)	67

14:00 - 15:30	Debate Session	Amber Halls 3-4
<b>Controversial treatments in acute heart failure</b>		
<b>Chairpersons: J. Masip (Barcelona, ES); D. Zahger (Beer Sheva, IL)</b>		
14:00	Vasodilators to all patients with acute heart failure? - PRO. C. E. Mueller (Basel, CH)	68
14:15	Vasodilators to all patients with acute heart failure? - CONTRA. M. Metra (Brescia, IT)	69
14:30	Vasodilators to all patients with acute heart failure? - Rebuttal PRO. C. E. Mueller (Basel, CH)	70
14:35	Vasodilators to all patients with acute heart failure? - Rebuttal CONTRA. M. Metra (Brescia, IT)	71
14:40	Vasodilators to all patients with acute heart failure? Chairpersons conclusion. D. Zahger (Beer Sheva, IL); J. Masip (Barcelona, ES)	72
14:45	Morphine to all patients with acute pulmonary oedema? - PRO. V.-P. Harjola (Helsinki, FI)	73
15:00	Morphine to all patients with acute pulmonary oedema? - CONTRA. O. Miro (Barcelona, ES)	74
15:15	Morphine to all patients with acute pulmonary oedema? - Rebuttal PRO. V.-P. Harjola (Helsinki, FI)	75
15:20	Morphine to all patients with acute pulmonary oedema? - Rebuttal CONTRA. O. Miro (Barcelona, ES)	76
15:25	Morphine to all patients with acute pulmonary oedema? Chairpersons conclusion. J. Masip (Barcelona, ES); D. Zahger (Beer Sheva, IL)	77

# Saturday 3 March 2018

## AFTERNOON SESSIONS

14:00 - 15:30	Symposium	Amber Halls 1-2
<b>Optimisation of STEMI treatment</b>		
<b>Chairpersons: H. Bueno (Madrid, ES); F. Beygui (Caen, FR)</b>		
<b>14:00</b>	Difficult ECG diagnosis in STEMI - case presentation. C. J. M.Vrints (Edegem, BE)	78
<b>14:20</b>	What is the optimal timing of administration of P2Y12 inhibitor in STEMI? U. Zeymer (Ludwigshafen, DE)	79
<b>14:40</b>	Do we treat too many patients with primary PCI instead of fibrinolysis? N. Danchin (Paris, FR)	80
<b>15:00</b>	Safe discharge early after STEMI: what's the evidence? M. J. Lenzen (Rotterdam, NL)	81
<b>15:20</b>	Higher mortality during weekend admission for acute coronary syndromes: still a matter of concern. G. Malanchini, G.G. Stefanini, G. Condorelli, F. Lombardi (Milan and Rozzano, IT)	82

14:00 - 15:30	Case-Based Symposium	Suite 1
<b>Open questions in cardiogenic shock</b>		
<b>Chairpersons: L. De Luca (Roma, IT); W. S. Speidl (Vienna, AT)</b>		
<b>14:00</b>	Pathophysiology and initial drug treatment. P. Vranckx (Hasselt, BE)	83
<b>14:22</b>	Management of arrhythmias in patients with heart failure and cardiogenic shock. M. Moeckel (Berlin, DE)	84
<b>14:45</b>	Complications of mechanical circulatory support. S. Price (London, GB)	85
<b>15:07</b>	Prognosis and scoring for cardiogenic shock. J. Poess (Luebeck, DE)	86

15:30 - 16:30	Moderated Posters	Moderated Poster Area A
<b>Moderated Poster Session 3 - Acute Coronary Syndromes II</b>		
<b>Chairpersons: D. Adlam (Loughborough, GB); E. Swahn (Linköping, SE)</b>		
Posters will be on display in the poster area from 14:00 to 17:30. During the session (from 15:30 to 16:30), each presenter will have to summarise their research within 4 minutes and then address questions from the chairpersons and audience. Presenters are in competition for the best presentation award.		
<b>15:30</b>	Hypoglycemic events during hospitalisation in diabetic acute coronary syndrome patients treated with vildagliptin vs. guidelines based medical therapy. I. Dobrecky-Mery, A. Sommer, N. Nahmany Goldberg, E. Radzishevsky, E. Rivlin, H. Mahmod, Z. Gassan, M. Ghanayim, U. Rosenschein (Haifa, IL)	87
<b>15:36</b>	Transitioning from the old definition of acute coronary syndromes with normal coronary arteries to the new acronym of MINOCA; how this work-up occurs in the real world. R. Camporotondo, S. Leonardi, M. Portolan, A. Repetto, T. Spezzano, V. Crescio, C. R. Raineri, M. Ferrario Ormezzano, L. Oltrona Visconti, G.M. De Ferrari (Pavia, IT)	88
<b>15:42</b>	Right bundle branch block in patients with suspected myocardial infarction. J. T. Neumann, N. Soerensen, N. Ruebsamen, F. Ojeda, T. Keller, T. Zeller, M. Karakas, S. Blankenberg, P. Clemmensen, D. Westermann (Hamburg and Bad Nauheim, DE)	89
<b>15:48</b>	Low achievement of recommended low-density lipoprotein-cholesterol goals for primary or secondary prevention in patients admitted with suspected acute coronary syndrome. L. Mila, J.A. Barrabes, R.M. Lidon, A. Sambola, J. Baneras, A. Rafecas, D. Garcia-Dorado (Barcelona, ES)	90
<b>15:54</b>	Use, timing and outcome of coronary angiography in patients with high risk non-ST-segment acute coronary syndrome in daily practice- insights from a "real-world" prospective registry. E. Badings, R.S. Hermanides, A. Van Der Sluis, J.H. Dambrink, E. Kedhi, J.P. Ottervanger, W.S. Remkes, E. Van 'T Riet, H. Suryapranata, A.W.J. Van 'T Hof (Deventer, Zwolle, Nijmegen and Maastricht, NL)	91
<b>16:00</b>	The additional prognostic value of right bundle branch block over the GRACE score for prediction of intra-hospital mortality in patients with acute coronary syndrome. G. Leithold, A.A. Lopez Cuenca, P.J. Flores Blanco, A. Rodriguez Serrano, P. Ramos Ruiz, A. Lova Navarro, M.J. Sanchez Galian, C.S. Caro Martinez, J.R. Gimeno Blanes, S. Manzano Fernandez (Murcia, Cartagena and Orihuela, ES)	92

# Saturday 3 March 2018

## AFTERNOON SESSIONS

15:30 - 16:30	Moderated Posters	Moderated Poster Area A
16:06	Complete revascularisation in AMI patients with cardiogenic shock and multivessel disease. M. Gierlotka, J. Stepinska, G. Slonka, J. Legutko, W. Wojakowski, A. Witkowski, R. Gil, S. Bartus, A. Kazik, P. Trzeciak, M. Zembala, M. Gasior (Zabrze, Warsaw, Krakow and Katowice, PL)	93
16:12	Net clinical benefit of ticagrelor, real world data from a multicentre registry study. T. Seoane, M. Almendro-Delia, A. Garcia-Guerrero, B. Lorenzo Lopez, M. Garcia Del Rio, A. Garcia Alcantara, A. Reina Toral, J.A. Arboleda-Sanchez, R.J. Hidalgo-Urbano, J.C. Garcia-Rubira (Seville, Malaga and Granada, ES)	94
16:18	Beta blocker therapy reduces mortality in patients with coronary artery disease treated with percutaneous revascularisation: a meta analysis of adjusted results. F. D'ascenzo, M. Peyracchia, D. Errigo, S. Raposeiras Rubin, F. Conrotto, J. Dinicolantonio Pharmd, P. Omede', C. Moretti, M. D'amico, F. Gaita (Turin, IT; Santiago de Compostela, ES; Kansas City, US)	95
16:24	Frequency and determinant factors of adherence to current guidelines of clinical practice regarding pharmacological treatment prescribed at discharge after acute coronary syndrome. G. Leithold, M.J. Sanchez Galian, A.A. Lopez Cuenca, E. Guerrero Perez, P.J. Flores Blanco, P. Ramos Ruiz, D.J. Vazquez Andres, E. Pinar Bermudez, J.R. Gimeno Blanes, S. Manzano Fernandez, (Murcia and Cartagena, ES)	96

15:30 - 16:30	Moderated Posters	Moderated Poster Area B
<b>Moderated Poster Session 4 - Acute Heart Failure / Acute Cardiac Care</b>		
<b>Chairpersons: L.G.F. Forni (West Sussex, GB); A. Sionis (Barcelona, ES)</b>		
Posters will be on display in the poster area from 14:00 to 17:30. During the session (from 15:30 to 16:30), each presenter will have to summarise their research within 4 minutes and then address questions from the chairpersons and audience. Presenters are in competition for the best presentation award.		
15:30	Role of assessment of left atrial emptying in assessment of acute left ventricular diastolic heart failure. A. Gaafar, W. Atya, H. Magdy, A. Alamin (Cairo and Cairo, EG)	97
15:36	Intestinal fatty acid binding protein is associated with mortality in patients with acute heart failure or cardiogenic shock. S.P. Kastl, K.A. Krychtiuk, M. Lenz, K.A. Distelmaier, G. Goliash, K. Huber, J. Wojta, G. Heinz, W. Speidl (Vienna, AT)	98
15:42	Evaluation of acute renal failure using RIFLE criteria and associated prognosis in patients with acute heart failures. J. Sanchez Serna, J.J. Santos Mateo, M. Navarro Penalver, J. Perez Copete, M.T. Perez Martinez, E. Fernandez Fernandez, F.J. Pastor Perez, I.P. Garrido Bravo, D.A. Pascual Figal (Murcia, ES)	99
15:48	Mitochondrial DNA predicts mortality in acute but not in chronic heart failure. K.A. Krychtiuk, R. Wurm, S. Ruhittel, M. Lenz, K. Huber, J. Wojta, G. Heinz, M. Huelsmann, W.S. Speidl (Vienna, AT)	100
15:54	Prosthetic heart valve thrombosis in a patient under warfarin anticoagulation therapeutic range: the diagnostic and follow-up importance of the several imaging modalities. A. R. Pereira, A.R. Almeida, A. Marques, S. Alegria, A.C. Gomes, G. Morgado, D. Sebaiti, I. Cruz, I. Joao, H. Pereira (Almada, PT)	101
16:00	Papillary muscle rupture with cardiogenic shock, an uncommon manifestation of catastrophic antiphospholipid syndrome. M. Silva, D. Rijo, M. Oliveira, N. Ferreira, E. Pereira, M. Guerra, L. Vouga, V. Gama (Vila Nova de Gaia, PT)	102
16:06	Inappropriate implantable cardioverter defibrillator (ICD) events in patients surviving out-of-hospital cardiac arrest implanted with a post-arrest ICD. M. Winther-Jensen, B.T. Philbert, M.L. Laursen, J. Kjaergaard, T.B. Lindhardt, C. Hassager, J.E. Moller, J.B. Johansen, F.K. Lippert, H. Soholm (Copenhagen, Odense and Gentofte, DK)	103
16:12	Predictors of improvement in renal function after heart transplantation. E. Flores Umanzor, J. Ivey-Miranda, M. Pujol-Lopez, M. Farrero, A. Garcia, M. Castel, E. Santiago, M. Sitges, F. Perez-Villa (Barcelona, ES)	104
16:18	Impact of body temperature at admission on in-hospital outcomes in patients with Takotsubo syndrome: Insights from the Tokyo cardiovascular care unit network registry. A. Kimura, T. Yoshikawa, T. Isogai, H. Tanaka, T. Yamaguchi, N. Arao, Y. Imori, K. Nagao, T. Yamamoto, M. Takayama (Tokyo, JP)	105

# Saturday 3 March 2018

## AFTERNOON SESSIONS

16:30 - 17:30

Special Event

Brown Hall 3

### Inaugural Session with the Welcome speech by Prof. Bax, President of the ESC

**Chairpersons: K. Huber (Vienna, AT); M. Lettino (Milano, IT); H. Bueno (Madrid, ES)**

Welcome on behalf of ACCA. M. Lettino (Milano, IT)	107
Welcome to Acute Cardiovascular Care 2018. K. Huber (Vienna,AT)	108
Welcome to Milan. M. Lettino (Milano, IT)	109
Welcome on behalf of the ESC. J. J. Bax (Leiden, NL)	110
Keynote lecture: "Care of patients with atrial fibrillation and ACS: translating trials to practice". C.B. Granger (Durham, US)	111
ACCA special recognition. H. Bueno (Madrid, ES); S. Price (London, GB)	112
Invitation to the networking reception. H. Bueno (Madrid, ES); S. Price (London, GB)	113

### Poster Session 1 Acute Heart Failure, Cardiogenic Shock and Advanced Cardiac Support

Posters to be on display between 09:00 - 12:30. Poster viewing tours and discussion questions: during the coffee break from 10:00 to 11:00. Presenters are required to be by their poster in order to discuss the poster with the audience. Poster removal from 12:30 to 13:00

#### Case reports

- Myxofibrosarcoma: a rare type of tumor presenting with congestive heart failure.** P114  
A. Marques, S. Alegria, A.R. Pereira, A.C. Gomes, R. Carvalheira Santos, D. Sebaiti, D.Caldeira, I. Rangel, I. Joao, H. Pereira (Almada and Vila Franca de Xira, PT)
- A clinical case of inflammatory viral cardiomyopathy mimicking the uncontrolled congestive heart failure.** P115  
E.V. Kruchinkina, V.V. Ryabov, Y.U.V. Rogovskaya, S.I. Vintizenko, M.S. Rebenkova, T.R. Ryabova (Tomsk, RU)
- New onset heart failure in a female patient: when the brain is in charge.** P116  
S. Alegria, A. Goncalves Ferreira, A.R. Marques, A.R. Pereira, C. Gomes, D. Sebaiti, I. Cruz, O. Simoes, F. Ferreira, H. Pereira (Almada, PT)
- A challenging case of acute heart failure: eosinophilic myocarditis.** P117  
I. Raso, A. Caprino, M. Wu, T. Spezzano, U. Gianni, R. Camporotondo, S. Leonardi, C. Raineri, E. Arbustini, G. M. De Ferrari (Pavia and Messina, IT)
- Unusual and challenging presentation of bilateral pheochromocytoma: the cardiologist should not be fooled.** P118  
U. Barbero, M. Matta, M. Parasiliti Caprino, F. Maletta, G. Giraudo, S. Frea, F. Gaita, M. Maccario (Turin, IT)
- Aortic valve endocarditis with systemic embolic events: an unusual manifestation at the onset of lung adenocarcinoma.** P119  
L. Gheorghiu, R.O. Darabont, D. Bumbacea, D. Vinereanu (Bucharest, RO)
- Fatal acute congestive heart failure in a patient with haemochromatosis clinical presentation of acute pulmonary embolism.** P120  
D. Vranes, S. Obradovic, A. Ristic, N.Ratkovic, V. Milic, D.Marinkovic (Belgrade, RS)
- A rare cause of acute heart failure.** P121  
A. Marques, I. Pintassilgo, R. Carvalheira Santos, C. Duarte, S.Alegria, A.C. Gomes, A.L. Broa, I.Cruz, I. Joao, H. Pereira (Almada and Vila Franca de Xira, PT)
- Estimation of dehiscence of mitral ring by real-time 3-Dimensional transesophageal echocardiography as a cause of severe macroangiopathic hemolytic anemia.** P122  
D. Vranes, Z. Mladenovic, A. Ristic, J. Maric Kocijancic, S. Obradovic, N. Djenic, N. Ratkovic (Belgrade, RS)
- Myofibroblastic sarcoma with myxoid features mimicking pulmonary embolism.** P123  
M. J. Pecson (Quezon City, PH)
- Severe biventricular dysfunction treated with concomitant implantation of left and right percutaneous ventricular assist device.** P124  
D. Regazzoli, F. Pappalardo, P.P. Leone, A. Mangieri, M.B. Ancona, F. Giannini, P.A. Del Sole, E. Agricola, M. Montorfano, F. Monaco, A. Colombo, A. Latib (Milan, IT)
- Unusual vascular access for ECMO implantation after a complication during PCI.** P125  
M.G. Ascencio Lemus, P. Maiorano, L. Castillo Pardo, L.Alvarez Roy, S. Del Castillo Garcia, C.Palacios Echavarren, C.Minguito Carazo, S.Prieto Gonzalez, A.Perez De Prado, F.Fernandez Vazquez (Leon, ES)
- Hemodynamic optimisation by intra-aortic balloon pump in end-stage decompensated biventricular heart failure: a case report.** P126  
M. Bastos, C. Den Uil, N.Van Mieghem (Rotterdam, NL)
- Fourth time's the charm.** P127  
R. Carvalheira Dos Santos, A.R. Almeida, I. Cruz, I. Joao, A.R. Pereira, A. Marques, S. Alegria, C. Gomes, L. Lopes, H. Pereira (Vila Franca de Xira and Almada, PT)
- Interleukin 1 receptor antagonist anakinra in the treatment of antisynthetase syndrome-related myocarditis with cardiogenic shock.** P128  
F. Calvo, A. Beneduce, L. Bertoldi, M. Slavich, R. Spoladore, C. Ballarotto, M. Oppizzi, A. Margonato, P.G. Camici (Milan, IT)
- Complete recovery of acute cardiac dysfunction after intensive dual iron chelation therapy in a patient affected by beta-thalassemia major.** P129  
A. Mandurino Mirizzi, V. Crescio, R. Camporotondo, C. Raineri, A. Turco, G. Tavazzi, R. Totaro, A. Caprino, M. Gnechi, G.M. De Ferrari (Pavia, IT)
- Liver laceration with hemoperitoneum and haemorrhagic shock after cardiopulmonary resuscitation and thrombolysis for massive pulmonary embolism.** P130  
J. Simoes, F. Costa, J. Augusto, D. Roque, D. Faria, C. Morais (Amadora, PT)
- An unusual presentation of pheochromocytoma crisis with shock.** P131  
G.M. Flores Vergara, L. Alvarez Roy, C. Minguito Carazo, M. Ascencio Lemus, S. Del Castillo Garcia, S. Prieto Garcia, C. Palacios Echevarren, L. Garcia Bueno, N. Alonso Orcajo, F. Fernandez Vazquez (Leon, ES)
- Disease profile, length of stay and in-hospital mortality in the cardiac intensive care unit.** P132  
M. Gospodinova, Z.H. Cherneva, I.Peichev, S. Denchev (Sofia, BG)
- Cardiogenic shock as debut of pheochromocytoma.** P133  
R. Natividad Andres, C. Goena Vives, C. Gomez Ramirez, M. Campana Lazaro, J.D. Rodrigo Carbonero, P.M. Montes Orbe, A. Martin Lopez, M.E.Natividad Andres (Baracaldo, Mendaro and Bilbao, ES)
- Profound refractory hypotension with relative bradycardia following percutaneous coronary intervention: an adverse reaction to iodinated contrast medium.** P134  
D. Hammersley, N. Shah, R.Jennings, M Faircloth (Camberley, GB)
- A patient with high degree A-V block and repeated ventricular fibrillation treated with PCI and CRT-D.** P135  
M. Xhafaj, I. Balla, E. Duraku, A. Gjana, O. Shurdha, E.Hasimi, A.Duka, L.Kresto, M. Qordja, E.Tafaj (Tirana, AL)
- A particular case of severe acute heart failure: two actors on the same scene.** P136  
G. Barbati, G. Erente, B. Desiderio, A.B. Ramondo (Vicenza, IT)

Acute thrombosis on mechanical mitral prosthesis. I. Noval Morillas, F. Garcia Lanzas, A. Chauca Tapia, D. Villanueva Ospino, P. Cabeza Lainez (Cadiz, ES)	P137
Particular clinical presentation and outcome of aortic valve endocarditis. T. Tomoaia, R. Beyer, R. Mada, N. Hagau, L. Stan, S. Encica, A. Molnar (Cluj-Napoca, RO)	P138
Diagnostic and therapeutic difficulties in a patient with peripartum cardiomyopathy with advanced heart failure, complicated by thrombus in both ventricles and pulmonary embolis. J. Kudlicki, A. Kania, A. Frania-Baryluk, A. Wysokinski, E. Czekajska-Chehab (Lublin, PL)	P139
An uncommon cause of left ventricular systolic dysfunction. D. Cabrita Roque, D. Candeias Faria, J. Augusto, J. Simoes, L. Brizida, A. Oliveira Soares, C. Morais (Amadora, PT)	P140
Two pseudoaneurysms, one patient. D. Carvalho Silva, S. Cunha, D. Bento, J. Guedes, P. Azevedo, J. Bispo, T. Mota, W. Santos, J. Mimoso, I. Jesus (Faro, PT)	P141
The worst case scenario. J. Ponte Monteiro, J. A. Sousa, M. Neto, R. Rodrigues, P. Faria, G. Caires, B. Silva, D. Freitas (Funchal, PT)	P142
Cardiac masks of the Boerhaaves syndrome. S.V. Kruchinova, S.A. Raff, E.D. Kosmacheva, E.A. Shelushenko, I.V. Kuteeva (Krasnodar, RU)	P143
Use your wits: is not a simple case of pericardial effusion. S. Cortinovis, M. Fiini, P.A. Sepe, C. Vecchiato, L. Campinoti, A. Rovati, V. Badioni, S. Calo', E. Marangoni (Lodi, IT)	P144
Heart failure due to neoplastic origin in women with uterus adenocarcinoma. I. A. Leonova, O. Chizhova (St-Petersburg, RU)	P145
Percutaneous mechanical thrombectomy: when the last line treatment is the patient salvage. A.R. Pereira, M. Pereira, R. Freitas, A. Marques, S. Alegria, C. Daniel, P. Azevedo, A.R. Almeida, H. Vinhas, H. Pereira (Almada, PT)	P146
<b>Acute Heart Failure</b>	
Worsening renal function in patients with acute decompensated heart failure, depending on NGAL changes. I. Gorda, K. Amosova, A. Bezrodny (Kiev, UA)	P147
Monocyte subset distribution predicts survival in patients with acute heart failure. K.A. Krychtiuk, M. Lenz, L. Wutzlhofer, B. Bauer, D.F. Draxler, K. Huber, J. Wojta, G. Heinz, W.S. Speidl (Vienna, AT)	P148
Liver function tests in patients admitted with acute decompensated heart failure. M. De Campos Beringuilho, D. Roque, J. Augusto, A. Sachetti, D. Faria, A. Gaspar, T. Bernardo, J. Simoes, P. Magno, C. Morais (Amadora, PT)	P149
Value of N-terminal pro-brain natriuretic peptide and high-sensitivity cardiac troponin T levels in acute decompensated heart failure after serelaxin infusion. M.V. Lediakhova, I.V. Zhirov, V.P. Masenko, S.N. Tereshchenko, S.N. Nasonova, T.M. Uskach (Moscow, RU)	P150
Lactate levels in patients admitted in the emergency department with acute decompensated heart failure. J. Ferreira, D. Roque, D. Faria, J. Augusto, A. Sachetti, A. Gaspar, T. Bernardo, J. Simoes, P. Magno, C. Morais (Amadora, PT)	P151
Procalcitonin in early antibiotic interruption in patient with bacterial pulmonary infection and acute heart failure. A. Soeiro, A.S. Bossa, P.G. Goldstein, M.C.F.A. Soeiro, B. Biselli, T.C.A.T. Leal, M.C. Cesar, S. Jallad, T.M. Strabelli, M.T. Oliveira Jr (Sao Paulo, BR)	P152
Impact of renal impairment in the outcomes of patients with acute decompensated heart failure. D. Cabrita Roque, D. Candeias Faria, J. Augusto, A. Sacchetti, L. Melo, T. Bernardo, A. Oliveira Soares, C. Morais (Amadora, PT)	P153
Prognostic value of random urine sodium in predicting outcomes of patients with acute decompensated heart failure. M. J. Pecson, M.C. Torres (Quezon City, PH)	P154
Which clinical findings can be crucial to differentiate pulmonary embolism and acute heart failure in patients presented with acute dyspnea? D. Verikas, R. Norvilaite, A. Kukulskis, A. Kavoliuniene (Kaunas, LT)	P155
Patterns of dyspnoea onset in patients with acute heart failure- clinical and prognostic implications. J.M. Krzysztofik, M. Sokolski, R. Zymliński, J. Biegus, P. Siwolowski, S. Nawrocka-Millward, W. Banasiak, E.A. Jankowska, P. Ponikowski (Wroclaw, PL)	P156
Impact of elevated liver enzymes in patients admitted with acute decompensated heart failure. D. Candeias Faria, D. Roque, J. Augusto, A. Sachetti, A. Gaspar, L. Melo, J. Ferreira, J. Simoes, P. Magno, C. Morais (Amadora, PT)	P157
Role of polymorphism of Met235Thr of the gene of AGT at the heart failure. U.K. Kamilova, Z.D. Rasulova, K.T. Boboyev, D.R. Tagaeva, D.R. Masharipova, V.H. Djurayeva (Tashkent, UZ)	P158
Prognostication of heart failure in patients with myocardial infarction. A. K. Toktosunova, M. T. Beishenkulov, Z.M. Chazymova, K.R. Kaliev, T.S.H. Abdurashidova (Bishkek, KG)	P159
Impact of arterial hypercapnia in patients admitted for acute decompensated heart failure. D. Candeias Faria, D. Roque, J. Augusto, A. Sachetti, A. Gaspar, L. Melo, J. Simoes, J. Ferreira, P. Magno, C. Morais (Amadora, PT)	P160
Clinical features and inpatient outcomes of takotsubo syndrome in patients with psychiatric disorders. A. Shilova, M. Gilyarov, A. Shmotkina, D. Shchekochikhin, A. Nesterov, A. Svet (Moscow, RU)	P161
Impact of loop diuretics dosage on worsening renal function during hospitalisation for acute decompensated heart failure. D. Candeias Faria, D. Roque, J. Augusto, A. Sachetti, A. Gaspar, L. Melo, J. Simoes, J. Ferreira, P. Magno, C. Morais (Amadora, PT)	P162
Continuous infusion of furosemide versus intermittent boluses in acute heart failure: effect on thoracic fluid content. K. Taema, D. Ragab, W. Farouk, M. Saad (Cairo, EG)	P163
Beneficial impact of levosimendan on the dynamics of N-terminal pro-brain natriuretic peptide levels in acute decompensated heart failure. M.V. Lediakhova, I.V. Zhirov, V.P. Masenko, S.N. Tereshchenko, S.N. Nasonova, T.M. Uskach (Moscow, RU)	P164

- Positive effect of levosimendan on renal function in acute decompensated heart failure. P165  
M.V. Lediakhova, I.V. Zhirov, S.N. Nasonova, T.M. Uskach, V.P. Masenko, S.N. Tereshchenko (Moscow, RU)
- Does the severity of acute heart failure impact the long-term prognosis of patients surviving an acute myocardial infarction? P166  
J. Ponte Monteiro, J. A. Sousa, M. Neto, R. Rodrigues, M. Gomes Serrao, N. Santos, P. Faria, D. Freitas (Funchal, PT)
- Clinical phenotype of patients with heart failure with preserved versus mid-range ejection fraction a pilot study. P167  
A. Andrus, C. Delcea, A. Buzea, A.M. Tocitu, A. Breha, I. Daha, G.A. Dan (Bucharest, RO)
- Clinical outcome and prognosis of patients with acute pulmonary oedema. P168  
A. Tahilyani (Singapore, SG)
- Clinical characteristics and prognosis of elderly patients admitted for acute decompensated heart failure. P169  
D. Cabrita Roque, D. Candeias Faria, J. Augusto, A. Sacchetti, L. Melo, J. Simoes, T. Bernardo, A. Oliveira Soares, C. Morais (Amadora, PT)
- Anemia in acute heart failure. P170  
O. A. Tica, O. Tica, L.R. Rosan, V. Pantea, M.I. Popescu (Oradea, RO)
- Hyperkalemia in heart failure: a reality and a therapeutic challenge. P171  
T. Duarte, S. Goncalves, C. Sa, M. Fonseca, R. Rodrigues, R. Marinheiro, J. Farinha, F. Seixo, R. Caria (Setubal, PT)
- Sacubitril/Valsartan: which patients are eligible for this therapy? P172  
T. Duarte, S. Goncalves, C. Sa, M. Fonseca, R. Rodrigues, R. Marinheiro, J. Farinha, F. Seixo, R. Caria (Setubal, PT)
- Clinical characteristics and outcomes of patients with cardiac tamponade: a seven-year study in a centre without cardiothoracic surgery. P173  
A. R. Pereira, A. Marques, S. Alegria, A.C. Gomes, D. Sebati, G. Morgado, I. Cruz, A.R. Almeida, H. Pereira, A.R. Pereira (Almada, PT)
- Heart failure after acute coronary syndrome in elderly patients: determinants and impact prognosis. P174  
P. Caravaca, A. Garcia Guerrero, B. Lorenzo Garcia, N. Garcia Gonzalez, J. Cortes Cortes, M. Chaparro Munoz, A. Recio Mayoral (Seville, ES)
- Shock, ECMO, IABP**
- ACS patients in shock: who dies and who does not die? P175  
J.-U. Roehnisch, B. Maier, S. Behrens, R. Schoeller, H. Schuehlen, M. Stockburger, H. Theres, L. Bruch (Berlin and Nauen, DE)
- Prevalence of heart failure and cardiogenic shock in patients presenting with acute myocardial infarction: a Middle East perspective. P176  
K. Naeem, M. Ali, M. Osman, S. Aiaz, N. Abdulrazzaq (Dubai, AE)
- Longterm follow-up (up to 10 years) in patients supported by va-ecmo for refractory cardiogenic shock and cardiac arrest; a single center experience. P177  
F. Formica, F. Sangalli, S. D' Alessandro, R. Caruso, M.C. Costa, A. Coppo, S. Scianna, L.A. Avalli (Monza and Acquaviva Delle Fonti, IT)
- Early epinephrine and short term mechanical circulatory support successfully bridge pre-cardiogenic shock patients to left ventricle assist device or heart transplantation: a phase II clinical trial. P178  
N. Morici, F. Pappalardo, M. Stucchi, A. Sacco, S. Ajello, M.G. Cipriani, M.P. Gagliardone, C.F. Russo, M. Frigerio, F. Oliva (Milan, IT)
- Which criteria do we use to indicate oxygenator with extracorporeal membrane in cardiogenic shock? P179  
M. Alonso Fernandez De Gatta, S. Merchan Gomez, E. Alzola, M. Gonzalez Cebrian, A. Uribarri Gonzalez, F. Martin Herrero, A. Diego Nieto, L. Reta Ajo, R. Diez Castro, P.L. Sanchez Fernandez (Salamanca, ES)
- Heart rate / systolic blood pressure ratio as a predictor of cardiogenic shock in acute coronary syndrome. P180  
D. Bras, R.A. Guerreiro, K. Congo, J. Pais, J. Carvalho, B.C. Picarra, P. Semedo, A. Bento, R. Fernandes, J. Aguiar (Evora, PT)
- Early predictors of mortality in cardiogenic shock after acute myocardial infarction in patients undergoing intra-aortic balloon. P181  
counterpulsation placement: a 10-year longitudinal study.  
T. Guimaraes, G. Lima Da Silva, M.N. Menezes, P. Carrilho-Ferreira, P. Canas Da Silva, F.J. Pinto (Lisbon, PT)
- Cardiogenic shock in intensive care unit: a retrospective study. P182  
H. Miranda, F. Goncalves, A. Rafael, C. Gomes, P. Fernandes, C. Gomes, I. Grilo, I. Militao, N. Barros, F. Esteves (Vila Real, PT)
- Relationship of vitamin D to profound cardiogenic shock in patients resuscitated from sudden cardiac arrest. P183  
J. Wi, M.K. Kang (Seoul, KR)
- V-a ECMO program: a learning curve is mandatory. P184  
A. Ballotta, M. Cotza, E. Coppo, A. Satriano, H. Kandil, K. Aiouaz, C. Facciolo, F. Bettini, G. Isgro', M. Ranucci (San Donato Milanese, IT)
- Early and midterm results in patients supported with va-ecmo for mechanical complications of acute myocardial infarction. P185  
F. Formica, S.D. Stefano D'alessandro, L.A. Leonello Avalli, F.A. Fabio Sangalli, M.C.C. Maria Cristina Costa, E.M. Elena Maggioni, S.S. Salvatore Scianna, L.A.M. Luigi Amerigo Messina (Monza, IT)
- ECMO program in regional hospital without cardiosurgery. P186  
J. Karasek, J. Seiner, R. Polasek, K. Krejbichova, M. Strejcek, P. Ostadal (Liberec and Prague, CZ)
- Results after the implantation of an extracorporeal life support program in a referral hospital. P187  
M. Alonso Fernandez De Gatta, S. Merchan Gomez, E. Alzola, M. Gonzalez Cebrian, F. Martin Herrero, A. Diego Nieto, E. Arnaiz Garcia, L. Reta Ajo, M.C. Rubia Martin, P.L. Sanchez Fernandez (Salamanca, ES)
- Intra-aortic balloon pump in patients with acute decompensated heart failure (ADHF) not related to acute myocardial infarction: bridge to decision. P188  
G. Viola, M. Stucchi, M. Morici, A. Sacco, D. Brunelli, E. Ammirati, M. Cipriani, M. Bottioli, M. Frigerio, F. Oliva (Milan, IT)

14:00 - 17:30

Poster Sessions

Poster Area

### Poster Session 2 - Non ST Elevation Acute Coronary Syndrome

Posters to be on display between 14:00 - 17:30. Poster viewing tours and discussion questions: during the coffee break from 15:30 to 16:30. Presenters are required to be by their poster in order to discuss the poster with the audience. Poster removal from 17:30 to 18:00.

#### Case Reports

- Chronic occlusion of the left main artery in a young patient.** P189  
D. Carvalho Silva, P. Azevedo, D. Bento, J. Guedes, J. Bispo, T. Mota, N. Marques, W. Santos, J. Mimoso, I. Jesus (Faro, PT)
- Power of small thing in creating the big issue.** P190  
M. M. Oo, S.R.I. Sridhar (Kuala Lumpur, MY)
- Kounis syndrome: an unusual cause for transmural ischaemia and associated ventricular tachycardia.** P191  
J. Simoes, F. Costa, D. Roque, J. Augusto, D. Faria, C. Morais (Amadora, PT)
- Acute coronary syndrome in the context of congenital anomaly.** P192  
T. Duarte, S. Goncalves, R. Rodrigues, M. Fonseca, C. Sa, R. Marinheiro, J. Farinha, R. Santos, F. Seixo, R. Caria (Setubal, PT)
- Acute coronary syndrome in a patient with HIV: an unexpected evolution.** P193  
S. Alegria, A.M. Marques, A.R. Pereira, C. Gomes, D. Sebaiti, M.J. Loureiro, O. Simoes, S. Boavida, I. Cruz, H. Pereira (Almada, PT)
- STEMI as first manifestation of anomalous origin of left main coronary artery.** P194  
J. De Sousa Bispo, P. Azevedo, J.P. Guedes, D. Silva, D. Bento, J. Mimoso, W. Santos, N. Marques, A. Camacho, I. Jesus (Faro, PT)
- Successful short term treatment with rivaroxaban in addition to dual antiplatelet therapy in a patient with recurrent STEMI ventricular thrombus.** P195  
S. Lypovetska, M. Shved, N. Yarema, L. Levytska (Ternopil, UA)
- Atherosclerotic plaque composition and significance of non-culprit intermediate coronary lesions. IVUS and QCA study in acute coronary syndrome.** P196  
A. Mowafy, H. El Gawaby, M. Ashraf, A.M. Abd El Bary, M Farouk (Cairo, EG)
- To pace or not? A challenge in vasospastic angina associated with paroxysmal atrioventricular block.** P197  
D.-E. Mihai, M. Dobranici, C. A. Buzea, G. A. Dan (Bucharest, RO)
- A rescued case with refractory severe coronary vasospasm induced by hyperthyroidism required coronary artery bypass grafting surgery.** P198  
J. Kanda, S. Kushida, H. Ishiwaki, K. Miyaji, H. Suzuki, N. Hayakawa, S. Shakya, Y. Kikuchi, J. Kamoshida, T. Yamamoto (Asahi, JP)
- Severe case of kounis syndrome, probably induced by levofloxacin, with non-immediate allergic reaction due to concomitant corticosteroid therapy.** P199  
A. Elorriaga Madariaga, Z. Galvan Onandia, A. Arregui Lopez, A. Andres Morist, P. Mendoza Cuartero, A. Lozano Bahamonde, A. Laskibar Asua, M. Codina Prat, J.R. Saez Moreno, J.M. Aguirre Salcedo (Bilbao, ES)
- Spontaneous coronary artery dissection: an increasingly recognised cause of acute coronary syndrome.** P200  
A.R. Pereira, S. Alegria, D. Sebaiti, G. Morgado, A.C. Gomes, A.R. Almeida, F. Ferreira, O. Simoes, M.J. Loureiro, H. Pereira (Almada, PT)
- Acute myocardial infarction induced by chemotherapy for testicular embryonic carcinoma.** P201  
E. Gara, Z. Ruzsa, A. Kovacs, I. Edes, T. Stangliczky, B. Merkely (Budapest, HU)
- Unusual cause of myocardial infarction in a young female.** P202  
Y. Yazeed (Cairo, EG)
- Prehospital identification of a high-risk NSTEMI patient using prehospital point-of-care troponin.** P203  
C. Stengaard, C.K. Pedersen, M.B. Rasmussen, H.E. Botker, K. Thygesen, C.J. Terkelsen, J.T. Sorensen (Aarhus, DK)
- A case of acute coronary syndrome caused by rotten tuna.** P204  
C.G. Gargiulo, S.D. De Martino, S. Cornara, A.S. Somaschini, G.C. Crimi, A.T. Turco, G.M.D.F. De Ferrari (Pavia, IT)
- Embolic STEMI - searching for the cause.** P205  
D. Cabrita Roque, D. Candeias Faria, J. Augusto, J. Simoes, M. Santos, L. Brizida, J. Morais, C. Morais (Amadora, PT)
- Life-saving fibrinolysis in the era of primary PCI - a case report.** P206  
S. Alegria, F. Ferreira, C. Gomes, A. Marques, A.R. Pereira, D. Sebaiti, A.R. Almeida, M.J. Loureiro, O. Simoes, H. Pereira (Almada, PT)
- Two case reports of Wellens syndrome.** P207  
X. Wang, J.J. Sun, Z.K. Feng, G.L. Li (Xi'an, CN)
- A challenging case of STEMI.** P208  
R. Carvalheira Dos Santos, A.R. Almeida, I. Cruz, I. Joao, A.R. Pereira, A. Marques, S. Alegria, C. Gomes, H. Pereira (Vila Franca de Xira and Almada, PT)
- Myocardial infarction in a patient with hemophilia A.** P209  
A. Galyavich, N. Stekolschikova, F. Mukhamednazarova, R. Kasimova, M. Browne (Kazan, RU)

#### General Acute Coronary Syndrome

- Incidence of ECG signs of ischemia in patients with slow coronary flow syndrome.** P210  
N. Semerdzieva, S. Denchev, S. Dimitrov, M. Gospodinova, T. Kundurdjiev (Sofia and Panagyurishte, BG)
- Stress ECG test as an indicator of prognosis in slow coronary flow syndrome.** P211  
N. Semerdzieva, S. Denchev, M. Gospodinova, S. Dimitrov, T. Kundurdjiev (Sofia and Panagyurishte, BG)
- Non-ST-segment elevation acute coronary syndrome in cocaine users.** P212  
C. Urraca Espejel, J.J. Portero Portaz, S. Calero Nunez, C. Ramirez Guijarro, M.I. Barrionuevo Sanchez, G. Gallego Sanchez, J. Navarro Cuartero, J.G. Cordoba Soriano, J. Jimenez Mazuecos, M. Corbi Pascual (Albacete, ES)



- Clinical characteristics, management and treatment of patients with development of atrial fibrillation during a NSTEMI-ACS. P213  
J.J. Portero Portaz, C. Urraca Espejel, M.I. Barrionuevo Sanchez, C. Ramirez Guijarro, S. Calero Nunez, G. Gallego Sanchez, M.J. Fernandez Anguita, V.M. Hidalgo Olivares, M.A. Simon Garcia, M. Corbi Pascual (Albacete, ES)
- Prevalence of iron deficiency in patients with coronary artery disease. P214  
A. Gomiscek, P. Haller, C. Wegmayr, E. Plackova, M. Rohla, M. Tscharre, K. Huber (Vienna, AT)
- Myocardial infarction - is this absence of chest pain a red flag? P215  
D. Carvalho Silva, D. Bento, J. Guedes, J. Amado, N. Marques, W. Santos, J. Mimoso, P. Gago, I. Jesus, A. Belo (Faro and Lisbon, PT)
- Undetermined ECG location myocardial infarction - what particularities? P216  
D. Carvalho Silva, D. Bento, J. Guedes, J. Amado, N. Marques, W. Santos, J. Mimoso, P. Gago, I. Jesus, A. Belo (Faro and Lisbon, PT)
- Zotarolimus eluting stent vs first generation eluting stent in left main coronary artery disease percutaneous coronary intervention: Clinical results at 10 year follow up. P217  
I. Sanchez Perez, J. Piqueras Flores, F. Lozano Ruiz Poveda, M.T. Lopez Lluva, N. Pinilla Echeverri, R. Maseda Uriza, M. Marina Breyse, A. Jurado Roman (Ciudad Real and Madrid, ES; Hamilton, CA)
- Renal safety in diabetic acute coronary syndrome patients treated with galvus (vildagliptin). P218  
I. Dobrecky-Mery, A. Sommer, N. Nahmany Goldberg, E. Radizishevsky, E. Rivlin, H. Mahmod, Z. Gassan, M. Ghanayim, U. Rosenschein (Haifa, IL)
- Use of dexmedetomidine in a cardiac intensive care unit. P219  
L. Vicent Alaminos, I. Sousa-Casasnovas, C. Devesa, M. Juarez, M. Iglesias, V. Bruna, J. Velasquez, F. Fernandez-Aviles, M. Martinez-Selles (Madrid, ES)
- Non-invasive assessment of severe ischemic heart disease in an emerging country through mathematical analysis of spectral ECG comparing to coronary angiography. P220  
T. Htay, T. Hein, M. Zaw, P. Mg, A. Ag, W. Phyto, N. Naing, N. Win, K. Ueda (Yangon and Nay Pyi Taw, MM; Kyoto, JP)
- Should coronary angiography be performed acutely in patients after successful cardiopulmonary resuscitation when there are no electrocardiographic signs of acute myocardial ischemia? P221  
M. Solar, M. Brozova, F. Varhanik, R. Pelouch, D. Tucek, P. Dostal, P. Vyroubal (Hradec Kralove, CZ)
- Subendocardial dysfunction in hypertensive patients with strain ST-T changes on electrocardiogram by 2-D speckle tracking. P222  
G. Thabet, M.A. Soliman, M.B. Mena (Shebin El Kom, Menoufia, EG)
- ### Prognosis
- Incidence and clinical impact of right bundle branch block in patients with non ST-segment elevation myocardial infarction. P223  
P.M. Azevedo, J. Bispo, D. Bento, D. Carvalho, J. Guedes, T. Mota, S. Pereira, W. Santos, J. Mimoso, I. Jesus (Faro, PT)
- Acute coronary syndrome with multivessel disease: Do women have worse outcome than men after revascularisation? P224  
F. Abcha, M. Boukhris, O. Labidi, N. Bendag, M. El Ghardallou, I. Ben Mrad, N. Barakett (nabeul, Ariana and tunis, TN)
- The elderly population with acute coronary syndrome, insights from a prospective cohort study. P225  
J.P. Alves Guimaraes, O. Laszcznska, C. Araujo, M. Viana, A. Borges, P. Dias, J. Trigo, M.J. Maciel, J.I. Moreira, A.I. Azevedo (Vila Real and Porto, PT)
- Management of acute coronary syndrome in older adults (data from russian federal acute coronary syndrome registry). P226  
O. Sagaydak, E. Ocshepkova, A. Kiselev, Y. Popova, V. Gridnev, I. Chazova (Moscow and Saratov, RU)
- Comparison of in-hospital outcome in acute coronary syndrome patients with and without left and right bundle branch block. P227  
S. Aguiar Rosa, A. Timoteo, L. Ferreira, R. Carvalho, I. Rodrigues, P. Daniel, L. Almeida Morais, R. Ilhao Moreira, M. Cruz, A. Goncalves, T. Mendonca, R. Cruz Ferreira (Lisbon, PT)
- Diabetes mellitus as risk factor for complex coronary artery disease as reflected by SYNTAX and Gensini score. P228  
C. Sinning, P. Clemmensen, M. Seiffert, C. Waldeyer, R. Schnabel, T. Zeller, E. Zengin, S. Blankenberg, D. Westermann (Hamburg, DE)
- Clinical characteristics, hospital management and mid-term prognosis of patients discharged from Cardiology with the diagnosis of chest pain of unknown origin. P229  
G. Elvira Ruiz, P.J. Flores Blanco, E. Guerrero Perez, M. Gomez Molina, F. Cambroner Sanchez, J.A. Giner Caro, A. Lova Navarro, C.S. Caro Martinez, J.R. Gimeno Blanes, S. Manzano Fernandez (Murcia, Cartagena and Orihuela, ES)
- The prognostic impact of age in women with an acute coronary syndrome. P230  
P.M. Azevedo, D. Carvalho, D. Bento, J. Bispo, J. Guedes, S. Pereira, W. Santos, J. Mimoso, I. Jesus (Faro, PT)
- Prognostic impact and predictors of right ventricular dysfunction in patients with inferior myocardial infarction. P231  
A. R. Pereira, A.R. Almeida, A. Marques, S. Alegria, A.C. Gomes, G. Morgado, D. Sebaiti, I. Cruz, L. Lopes, H. Pereira (Almada, PT)
- Predictors of femoral access use for coronary angiography in patients admitted with acute coronary syndrome: data from a nationwide multicentric registry. P232  
L. Graca Santos, F. Montenegro Sa, C. Ruivo, S. Pernencar, F. Saraiva, A. Antunes, J. Correia, J. Morais (Leiria, PT)
- Increased frailty due to myocardial infarction is an independent predictor of long-term survival in patients with acute myocardial infarction. P233  
P.M. Haller, S. Weis, E. Plackova, B. Jaeger, A. Gomiscek, C. Wegmayr, G. Dorfmeister, K. Huber (Vienna, AT)
- Acute coronary syndromes presenting without chest pain on admission, a peculiar and high-risk group: in-hospital prognosis and after 1-year follow-up. P234  
J. Sousa, J.P. Monteiro, M. Neto, R. Rodrigues, E.R. Pereira, M.G. Serrao, N. Santos, A. Pereira, B. Silva, A.D. Freitas (Funchal, PT)
- History of acute myocardial infarction in patients with acute coronary syndrome: characterisation of population and impact on prognosis. P235  
J.A. Da Conceicao Pedro Pais, B. Picarra, R.A. Guerreiro, M. Carrington, A.R. Santos, K. Congo, D. Bras, J. Carvalho, J. Aguiar (Evora, PT)
- Can we still identify new predictors of in-hospital mortality in patients treated for acute coronary syndrome? P236  
I. Bojovski, M. Vavlukis, S. Paljoskovska-Jordanova, M. Misailovski, B. Pocesta, E. Shehu, I. Kotlar, H. Taravari, S. Kedev (Skopje, MK)

- Renal function and its relationship to mid-term prognosis in patients presenting a ST-segment elevation myocardial infarction (STEMI) who underwent primary angioplasty. P237  
S.D. Castillo Garcia, M.G.A.L. Marisol Guadalupe Ascencio Lemus, L.A.L. Alvarez Roy Laura, C.M.C. Minguito Carazo Carlos, C.P.E. Palacios Echavarren Carmen, S.P.G. Prieto Gonzalez Silvia, J.C.E.M. Echarte Morales Julio Cesar, J.B.R. Borrego Rodriguez Javier, I.G.I. Iglesias Garriz Ignacio, F.V.F. Fernandez Vazquez Felipe (Leon, ES)
- Myocardial infarction management in old and very old patients: results of single centre registry. P238  
A. Nesterov, A.Shilova, D. Shchekochikhin, A.Udovichenko, E. Konstantinova, M. Gilarov, A. Svet (Moscow, RU)
- Characterization of the population with acute coronary syndrome (ACS) and ischemic vascular accident of less than 65 years given in a tertiary hospital. P239  
E. Flores Umanzor, P. Sanchez, G. Caldenty, M. Pujol-Lopez, C. Vinals, C. Falces, R. Andrea, M. Camafort, E. Ortega, M. Roque (Barcelona, ES)
- Does complete revascularization in elderly with multi-vessel disease improve clinical outcomes in the setting of acute coronary syndrome? P240  
F. Abcha, M. Boukhris, O. Labidi, N. Bendag, H. Najjar, M. El Ghardallou, I. Benmrada, N. Barakett (nabeul, Ariana and tunis, TN)
- Predictors of intra-hospital and 1-year follow-up mortality in patients with acute coronary syndrome. P241  
J. De Sousa Bispo, T. Mota, P. Azevedo, J. P. Guedes, D.Bento, D.Carvalho, W. Santos, J.Mimoso, A. Camacho, I.Jesus (Faro, PT)
- ICU admission after surviving cardiac arrest: causes and final outcome. P242  
I. Andrianopoulos, A. Kittas, G. Papathanakos, A. Papathanasiou, X. Zikou, A. Giamarelou, R. Patsia, V. Koulouras (Ioannina, GR)
- Predictors of cardiovascular events during hospitalization after non cardiac surgery. P243  
A. Marques, A.C. Gomes, A.R. Pereira, S. Alegria, R. Carvalheira Santos, D. Sebaiti, P. Fazendas, I. Joao, I. Cruz, H. Pereira (Almada and Vila Franca de Xira, PT)

### Biomarkers

- Functional activity of thrombocytes in non-ST-elevation acute coronary syndrome in patients with frailty. P244  
G. Kukharchik, E. Lavrinova, L. Gaikovaia, A.Ermakov, L. Sorokin (Saint-Petersburg, RU)
- Associations between genetic markers of fibrogenesis and myocardial infarction in patients with coronary artery disease. P245  
T. Pecherina, I. Goncharova, V. Kashtalap, V.Puzyrev, E.Zhuravleva, O. Barbarash (Kemerovo and Tomsk, RU)
- Activity of immunocompetent cells in patients with acute coronary syndromes. P246  
T. Saralidze, T. Svanidze, I. Mamatsashvili, M. Jgarkava, M. Jamagidze, T. Saralidze (Tbilisi, GE)
- Higher baseline haemoglobin may explain the smoker's paradox in STEMI patients. P247  
A. Somaschini, S. Cornara, G. Crimi, F. Beccaria, M. Ferlini, R. Camporotondo, A. Iannone, S. Belotti, P. Rubartelli, G.M. De Ferrari (Pavia and Genoa, IT)
- Leucocyte indices in predicting adverse events in patients with myocardial infarction undergoing primary coronary intervention. P248  
A. Galyavich, D. Shames, L.Baleeva, Z.Galeeva (Kazan, RU)
- Deficiency of vitamin d and prognosis in elderly people with acute coronary syndrome. P249  
A. Garcia Guerrero, P. Caravaca Perez, P. Villar Calle, N. Garcia Gonzalez, B. Lorenzo Lopez, J. Cortes Cortes, M. Chaparro Munoz, A.Rocio Mayoral (Seville, ES)
- LDL profile: differences in the prognosis of acute coronary syndromes. P250  
D. Carvalho Silva, D.Bento, J.P. Guedes, J.Amado, N. Marques, W. Santos, J. Mimoso, P.Gago, I. Jesus, A.Belo (Faro and Lisbon, PT)
- Serum cystatin c as a predictor of in-hospital adverse cardiac events in patients with acute st-segment elevation myocardial infarction. P251  
Y. Yazeed, G. Shenouda, S. Abdelaaty, W. Elnaggar (Cairo, EG)
- Usefulness of intrahospitalary low-density lipoprotein cholesterol levels to predict the probability of achieving LDL cholesterol target after hospital discharge for acute coronary syndrome in patient. P252  
A. Rodriguez Serrano, A.M. Castillo Navarro, G. Elvira Ruiz, P.J. Flores Blanco, F. Cambronero Sanchez, M. Gomez Molina, E. Guerrero Perez, J.A. Giner Caro, J.R. Gimeno Blanes, S. Manzano Fernandez (Murcia and Cartagena, ES)
- Haemostatic gene polymorphisms in acute coronary syndrome with nonobstructive coronary atherosclerosis. P253  
S.B. Gomboeva, V.V. Ryabov, Y.G. Lugacheva, I.V. Kulagina (Tomsk, RU)
- High-sensitivity cardiac troponin T is an important predictor of mortality and morbidity in patients without acute coronary syndrome. P254  
M. Negrini, T. Minora (Milan, IT)

### Organisation of Acute Coronary Syndrome care and MINOCA

- Readmission after cardiac rehabilitation program in a tertiary hospital. P255  
A. Chauca Tapia, R. Colman Llamosas, I.Noval Morillas, T. Bretones Del Pino, R. Vazquez Garcia (Cadiz, ES)
- Exploring the impact of early rule out pathways on patient experience of chest pain. P256  
A. Ferry, F. Strachan, S.Cunningham-Burley, N. Mills (Edinburgh, GB)
- Clinical predictors of success of biofeedback in the rehabilitation of patients with acute myocardial infarction. P257  
I. A. Leonova, I. Yarmosh, S. Boldueva, N.Suvorov (St-Petersburg, RU)
- An audit of early invasive coronary angiography in patients with NSTEMI-ACS in a district general hospital with onsite PCI facility. P258  
A. Sultan, R. Sammour, H. Titu, M. Mathews, H.Hamdan (Wigan, GB)
- Cardiologist on call: an study of the consultations requested. P259  
V. Leon Arguero, A. Gil Sanchez, A. Fidalgo, J.M. De La Hera, J. Martinez, C. Corros Vicente, C. Moris De La Tassa (Oviedo, ES)

- Coronary care unit resources and pattern of care in a tertiary cardiac center in Italy. P260  
A. Campanile, C. Castellani, C. Tutarini, R. Annunziata, M.R. Reccia, M. Del Pinto, C. Cavallini (Perugia, IT)
- Current situation in the cardiac intensive care unit. what are we handle? P261  
P. Jorge Perez, M.J. Garcia Gonzalez, M.M. Martin Cabeza, N. Baez Ferrer, J. Miranda Bacallado, J.J. Ferrer Hita, C. Belleyo Belkasem, P. Barrio Martinez, C. Mendez Vargas, M. Leiva Gordillo (Santa Cruz de Tenerife, ES)
- Patients with myocardial infarction without nonobstructive coronary arteries (MINOCA), differences between different etiologies. P262  
J. Martinez Del Rio, J. Piqueras Flores, A. Moreno Reig, D. Salas Bravo, R. Maseda Uriza, P. Perez Diaz, J.A. Requena Ibanez, R. Frias Garcia, A. Moron Alguacil, A. Moreno Arciniegas (Ciudad Real, ES)
- Discharge diagnosis of MINOCA patients in an intensive cardiac care unit. P263  
M.A. Simon Garcia, M.J. Corbi Pascual, M.I. Barrionuevo Sanchez, S. Calero Nunez, C. Ramirez Guijarro, J.J. Portero Portaz, C. Urraca Espejel, J. Navarro Cuartero, J.G. Cordoba Soriano, J. Jimenez Mazuecos (Albacete, ES)
- Review and experience on MINOCA in a reference intensive cardiac care unit. P264  
M.A. Simon Garcia, M.I. Barrionuevo Sanchez, M.J. Corbi Pascual, C. Ramirez Guijarro, S. Calero Nunez, J.G. Cordoba Soriano, I. Lopez Neyra, J.J. Portero Portaz, C. Urraca Espejel, A. Gutierrez Diez (Albacete, ES)
- Folate metabolism gene polymorphisms in patients with acute coronary syndrome with nonobstructive coronary atherosclerosis. P265  
S.B. Gomboeva, V.V. Ryabov, Y.G. Lugacheva, I.V. Kulagina (Tomsk, RU)
- Acute coronary syndrome in patients without obstructive coronary artery disease... who are they and what is their significance today? P266  
M. Ferreira Fonseca, C. Sa, R. Marinheiro, R. Rodrigues, T. Duarte, R. Caria (Setubal, PT)
- Impact of presence of nonsignificant coronary artery disease vs. completely normal angiogram on outcome in patients with Tako-Tsubo syndrome. P267  
E. Piackova, V. Weihs, A. Geppert, M. Nuernberg, E. Wessely, P. Smetana, T. Weiss, K. Huber (Vienna, AT)
- Evaluation of patients with initial suspicion of takotsubo cardiomyopathy: a five-year prospective study. P268  
J. Martinez Del Rio, J. Piqueras Flores, R. Frias Garcia, P. Perez Diaz, D. Salas Bravo, R. Maseda Uriza, J.A. Requena Ibanez, A. Moreno Reig, A. Moreno Arciniegas, A. Moron Alguacil (Ciudad Real, ES)
- Prevalence of anxiety and depression symptoms using HADS and BDI surveys, in patients with myocardial infarction with non-obstructive coronary arteries. P269  
M. Daniel, F. Berglund, C. Hofman-Bang, P. Tornvall (Stockholm, SE)

# Sunday 4 March 2018

## MORNING SESSIONS

09:00 - 10:00

Symposium

Brown Hall 3

### Interdisciplinary challenges with PCI

Chairpersons: **G. Delle-Karth (Vienna, AT); M. Tubaro (Rome, IT)**

- |              |  |     |
|--------------|--|-----|
| <b>09:00</b> | How far have we come in creating a specialisation for nurses working with PCI.<br>J.L. Sparv (Lund, SE)              | 270 |
| <b>09:15</b> | DAPT interruption and "bridging" strategies in patients requiring surgery early after PCI.<br>R. Rossini (Cuneo, IT) | 271 |
| <b>09:30</b> | Optimal candidates for rehabilitation after acute coronary syndromes.<br>M. Kerins (Dublin 8, IE)                    | 272 |
| <b>09:45</b> | Acute cerebrovascular events around PCI.<br>P. M. Clemmensen (Hamburg, DE)   | 273 |

09:00 - 10:00

Symposium

Amber Halls 3-4

### Arrhythmia prevention and management in acute coronary syndromes

Chairpersons: **G. M. De Ferrari (Pavia, IT); F. Schiele (Courbevoie, FR)**

- |              |   |     |
|--------------|---|-----|
| <b>09:00</b> | New onset atrial fibrillation.<br>G. Boriani (Castenaso (Bo), IT)               | 274 |
| <b>09:15</b> | Bradycardias and conduction disturbances.<br>E. De Maria (Carpi, IT)            | 275 |
| <b>09:30</b> | Drug therapies to treat ventricular arrhythmias.<br>G. Hindricks (Leipzig, DE)  | 276 |
| <b>09:45</b> | Drug resistant sustained ventricular arrhythmias.<br>B. Gorenek (Eskisehir, TR) | 277 |

09:00 - 10:00

Main Session

Amber Halls 1-2

### ECMO for circulatory support

Chairpersons: **Y. Hasin (Miqdal, IL); D. M. Walker (Hastings, GB)**

- |              |   |     |
|--------------|---|-----|
| <b>09:00</b> | How to set up an ECMO team.<br>J. Belohlavek (Praha 2, CZ)                  | 278 |
| <b>09:15</b> | ECMO. Physiology of gas transfer on ECMO.<br>S. W. Davies (London, GB)      | 279 |
| <b>09:30</b> | ECMO. Monitoring while on circulatory support.<br>A. Sionis (Barcelona, ES) | 280 |
| <b>09:45</b> | ECMO. Imaging and weaning.<br>S. Price (London, GB)                         | 281 |

# Sunday 4 March 2018

## MORNING SESSIONS

09:00 - 10:00	Case-Based Symposium	Suite 1
<b>Pre-hospital delay: how to improve long-term outcomes? Case-based multidisciplinary</b>		
<b>Chairpersons: G. Musumeci (Bergamo, IT); M. Schoos (Klampenborg, DK)</b>		
<b>09:00</b>	Pre-hospital delays in STEMI: cardiologist's point of view. L. De Luca (Roma, IT)	282
<b>09:15</b>	Pre-hospital delays in chest pain: emergency physician's point of view. P. Goldstein (Lille Cedex, FR)	283
<b>09:30</b>	Acute heart failure: does the pre-hospital delay mean the same as in acute coronary syndrome? To be announced	284
<b>09:45</b>	Pre-hospital delay: role of education. C. S. Jennings (London, GB)	285

10:00 - 11:00	Moderated Posters	Moderated Poster Area A
<b>Moderated Poster Session 5 - Acute Coronary Syndromes III</b>		
<b>Chairpersons: R. Rossini (Cuneo, IT); N. Morici (Cassina De' Pecchi, IT)</b>		
Posters will be on display in the poster area from 09:00 to 12:30. During the session (from 10:00 to 11:00), each presenter will have to summarise their research within 4 minutes and then address questions from the chairpersons and audience. Presenters are in competition for the best presentation award.		
<b>10:00</b>	Impact of platelet turnover on Long-Term adverse cardiovascular outcomes in patients with acute coronary artery disease. M. Tscharré, V. Bruno, M. Rohla, F. Egger, S. Farhan, T.W. Weiss, W. Huebl, J. Wojta, K. Huber, M.K. Freynhofer (Vienna, AT)	286
<b>10:06</b>	Acute kidney injury based on the KDIGO among ST elevation myocardial infarction patients treated by primary percutaneous intervention. Y. Shacham, A. Gal-Oz, S. Houry, G. Keren, G. Margolis (Tel Aviv, IL)	287
<b>10:12</b>	Evaluation of the diagnostic precision of a single determination of high-sensitivity troponin in the screening of acute coronary syndrome in the emergency department. P. Fluvia, P. Loma Osorio, J. Pascual, J. Conejos, J. Aboal, M. Nunez, J. Iglesias, R. Brugada (Girona, ES)	288
<b>10:18</b>	Should we further investigate low risk non ST elevation acute coronary syndrome? E. Marcusohn, D. Epstein, A. Musallam, A. Roguin (Haifa, IL)	289
<b>10:24</b>	Is InterTAK Diagnostic Score applicable and predictive of poor prognosis in Portuguese Takotsubo Syndrome population? C. Ruivo, J.B. Bispo, R.P. Santos, A.C. Gomes, K.D. Domingues, J.G. Gil, L.T. Teles, B.P. Picarra, O.A. Azevedo (Leiria, Faro, Penafiel, Almada, Santarem, Viseu, Coimbra, Evora and Guimaraes, PT)	290
<b>10:30</b>	Incidence and clinical impact of right bundle branch block in patients with ST-segment elevation myocardial infarction. P.M. Azevedo, D. Bento, D. Carvalho, J. Bispo, J. Guedes, T. Mota, S. Pereira, W. Santos, J. Mimoso, I. Jesus (Faro, PT)	291
<b>10:36</b>	The treatment and mortality of patients with non-ST-segment elevation myocardial infarction according to estimated risk real world data from Estonian Myocardial Infarction Registry. A. Saar, T. Marandi, T. Ainla, K. Fischer, M. Blondal, J. Eha (Tartu and Tallinn, EE)	292
<b>10:42</b>	Association between the number of recommended drugs prescribed at discharge and 1-year mortality after acute coronary syndrome. G. Elvira Ruiz, M.J. Sanchez Galian, A.A. Lopez Cuenca, M. Gomez Molina, P.J. Flores Blanco, F. Cambronero Sanchez, A.I. Rodriguez Serrano, G. Leithold, D.J. Vazquez Andres, E. Pinar Bermudez, J.R. Gimeno Blanes, S. Manzano Fernandez (Murcia, ES)	293
<b>10:48</b>	Culprit lesion versus multi-vessel intervention in patients with cardiogenic shock complicating myocardial infarction: Incidence and outcomes from The London Heart Attack Group. K. S. Rathod, S. Kognati, A. Jain, C. Knight, A. Mathur, A. Sirker, C. Omahony, A. Wragg, D. Jones (London, GB)	294
<b>10:54</b>	A new cardiac troponin I assay with enhanced detection limit improves the rapid rule-out of acute myocardial infarction. A. Duran-Cambra, A. Alquezar, A. Garcia-Osuna, M. Grau, M. Vila-Perales, M. Vives-Borras, A. Ferrero-Greori, J. Cinca, A. Sionis, J. Ordonez-Llanos (Barcelona, ES)	295

# Sunday 4 March 2018

## MORNING SESSIONS

10:00 - 11:00	Moderated Posters	Moderated Poster Area B
<b>Moderated Poster Session 6 - Arrhythmias</b>		
<b>Chairpersons: G. M.De Ferrari (Pavia, IT); B. Gorenek (Eskisehir, TR)</b>		
Posters will be on display in the poster area from 09:00 to 12:30. During the session (from 10:00 to 11:00), each presenter will have to summarise their research within 4 minutes and then address questions from the chairpersons and audience. Presenters are in competition for the best presentation award.		
<b>10:00</b>	Osborn waves do not increase risk of arrhythmia in contemporary post cardiac arrest care. E. Hadziselimovic, J.H. Thomsen, J. Kjaergaard, L. Koeber, C. Graff, S. Pehrson, M. Frydland, S. Wiberg, C. Hassager (Copenhagen and Aalborg, DK)	296
<b>10:06</b>	Results of a single-centre registry of electric storms (STORM REGISTRY). E. Gadula-Gacek, M.T. Tajstra, A.K. Kurek, J.N. Niedziela, L.P. Pyka, P.B. Buchta, C.M. Myrda, A.L. Lekston, M.G. Gasior (Zabrze, PL)	297
<b>10:12</b>	Atrial fibrillation and novel anticoagulants in women: is there any difference? C. Goena Vives, L. Quintas Ovejero, I. Lluís Serret, R. Garcia Martin, J. Taboada Gomez, R. Natividad Andres, M. Campana Lazaro, C. Gomez Ramirez, I. Rilo Miranda, J.R. Beramendi Calero (Mendaro, Barakaldo and Donostia, ES)	298
<b>10:18</b>	Extrasystolic arrhythmia: functional importance of different types. O. A. Germanova (Samara, RU)	299
<b>10:24</b>	Acute cardiovascular events in atrial fibrillation patients treated with non-vitamin K antagonist oral anticoagulants: a real-world registry results. C. Goena Vives, L. Quintas Ovejero, I. Lluís Serret, R. Garcia Martin, R. Natividad Andres, C. Gomez Ramirez, M. Campana Lazaro, I. Rilo Miranda, J.R. Beramendi Calero (Mendaro, Barakaldo and Donostia, ES)	300
<b>10:30</b>	Cardiac arrest as myocarditis presentation: diagnostic and therapeutic challenges. A. Marques, A.C. Gomes, M.J. Loureiro, A.R. Almeida, O. Simoes, L. Brandao, I. Cruz, L. Lopes, I. Joao, H. Pereira (Almada, PT)	301
<b>10:36</b>	Impact of percutaneous mitral valve repair on ventricular arrhythmic burden of patients with severe mitral regurgitation and heart failure. M.G. Ascencio Lemus, R. Estevez Loureiro, C. Palacios Echavarren, C. Minguito Carazo, S. Prieto Gonzalez, S. Del Castillo Garcia, G.M. Flores Vergara, P. Menendez Suarez, T. Benito Gonzalez, F. Fernandez Vazquez (Leon, ES)	302
<b>10:42</b>	Impact of cardioversion on ventricular repolarisation during persistent atrial fibrillation. R. Hammami, S. Ouli, S. Charfeddine, A. Zouari, L. Abid, S. Kammoun (Sfax and Tunis, TN)	303
<b>10:48</b>	Electrical storm risk factors, management, and outcomes: preliminary results from the international ELECTRA registry. F. Guerra, P. Bonelli, F. Patani, C. Cupido, P. Palmisano, C. Carbucicchio, V. Dusi, G. Dell'era, O. Fabregat, A. Capucci (Ancona, Tricase, Milan, Pavia and Novara, IT; Valencia, ES)	304
<b>10:54</b>	Electrocardiographic measures of repolarisation dispersion and arrhythmic outcomes among STEMI patients with pre-infarction angina undergoing primary percutaneous coronary intervention. T.A.N. Ahmed, A.A. Abdel-Nazeer, A.A. Youssef, H. Hasan-Ali (Asyut, EG)	305

10:05 - 10:55	Special Event	Suite 1
<b>ACCA General Assembly</b>		
<b>Chairpersons: M. Lettino (Milano, IT); H. Bueno (Madrid, ES)</b>		
<b>10:05</b>	ACCA Governance & Constitution changes. M. Lettino (Milano, IT)	306
<b>10:17</b>	Association Activity Report. H. Bueno (Madrid, ES); C. P. Gale (Leeds, GB), S Price (London, GB)	307
<b>10:30</b>	Treasurer Report. J. Masip (Barcelona, ES)	308
<b>10:42</b>	The future of ACCA. S. Price (London, GB)	309



# Sunday 4 March 2018

## MORNING SESSIONS

11:00 - 12:30

Meet the Experts

Brown Hall 3

### Treatment strategies for the complex decompensated heart failure/cardiogenic shock patient: the what and when of drugs and devices

Chairpersons: **H. Bueno (Madrid, ES); P. Vranckx (Hasselt, BE)**

11:00	Acute decompensated heart failure/cardiogenic shock and multi-organ dysfunction: (Patho) physiology and best monitoring devices. J.L. Van Herck (Wilrijk, BE)	310
11:18	The shock team approach. Early risk prediction and management in AMI Shock. It is all written in the stars! J. Poess (Luebeck, DE)	311
11:36	Ventilation, oxygenation and tissue perfusion. Keep the tissue breathing! J. Masip (Barcelona, ES)	312
11:54	Patient-centered management of cardiogenic shock attributable to acute myocardial infarction in the cath lab: revascularisation strategy including percutaneous circulatory support. H. Thiele (Leipzig, DE)	313
12:12	The incidence of cardiotropic viruses in the myocardium in patients with acute decompensated chronic heart failure. E.V. Kruchinkina, V.V. Ryabov, Y.U. V. Rogovskaya, T.R. Ryabova, R.E. Batalov, M.S. Rebenkova (Tomsk, RU)	314

11:00 - 12:30

Symposium

Amber Halls 3-4

### Anti-thrombotics in patients at simultaneous risk of stroke and stent thrombosis

Chairpersons: **N. Danchin (Paris, FR); R. D. Lopes (Durham, US)**

11:00	Why do we need to combine antiplatelets and anticoagulants? R. De Caterina (Chieti, IT)	315
11:18	Rational to remove aspirin from the cocktail. The story after WOEST. J. M. Ten Berg (Nieuwegein, NL)	316
11:36	What have we learned in the era of NOACs. J. A. C. Morais (Leiria, PT)	317
11:54	Type of stent, type of antiplatelet, type of anticoagulant. The triad of success. G. Casella (Imola, IT)	318
12:12	Ultra-low-dose twice-daily aspirin improves haemostasis and maintains platelet inhibition in acute coronary syndrome patients receiving ticagrelor. W.A.E. Parker, R.C. Orme, W. Sumaya, J. Hanson, H. Stokes, H. McMellon, P. Shaw, H.M. Judge, R.F. Storey (Sheffield, GB)	319

11:00 - 12:30

Special Session

Amber Halls 1-2

### Hot Topics in acute coronary syndrome

This programme is supported by Thermo Fisher Scientific in the form of an educational grant. The scientific programme has not been influenced in any way by its sponsor.

Chairpersons: **G. Fuernau (Luebeck, DE); C. P. Gale (Leeds, GB)**

11:00	1 hour algorithm: what do we do with the observational zone? C. E. Mueller (Basel, CH)	320
11:20	Triple therapy after ACS: state of the art. A. Rubboli (Ravenna, IT)	321
11:40	NSTEMI: the utility of FFR. P. M. Clemmensen (Hamburg, DE)	322
12:00	Early rule-out of acute myocardial infarction by copeptin and troponin; procore: a prospective european registry. M. Moeckel, C.P. Clifford, A.C. Slagman, C. Hamm, K. Kastner, D. Honnart, K. Huber, J.O. Vollert, R. Ruedelstein, E. Giannitsis (Berlin, Bad Nauheim, Mayen and Heidelberg, DE; High Wycombe, GB; Dijon, FR; Vienna, AT)	323
12:20	Panel discussion. C. E. Mueller (Basel, CH); A. Rubboli (Ravenna, IT); P. M. Clemmensen (Hamburg, DE)	324

# Sunday 4 March 2018

## MORNING SESSIONS

11:00 - 12:30

Young Investigator Awards Abstracts

Suite 1

### Young Investigator Awards Abstracts

**Chairpersons: S. Aguiar Rosa (Lisbon, PT); E. De Maria (Carpi, IT)**

**Judge(s): C. Fresco (Udine, IT); S. Halvorsen (Oslo, NO); K.A. Krychtiuk (Vienna, AT); K. Huber (Vienna, AT)**

Six abstracts have been selected for their outstanding quality. Finalists will present their research in this oral session and a panel of experts will judge and determine the winner. The winner will be announced on the Acute Cardiovascular Care stand on Sunday 4 March 2018 from 15h30 to 16h30.

<b>11:00</b>	Analytical variation in high-sensitivity troponin I measurements comparison of live and batched analyses. N. Soerensen, J. T. Neumann, F. Ojeda, T. Renne, M. Karakas, S. Blankenberg, D. Westermann, T. Zeller (Hamburg, DE)	325
<b>11:15</b>	NO-sGC-cGMP pathway stimulation lowers pulmonary vascular resistance in a porcine model of acute pulmonary embolism. J. Schultz, A. Andersen, I.L. Gade, B. Kjaergaard, J.E. Nielsen-Kudsk (Aarhus and Aalborg, DK)	326
<b>11:30</b>	Copeptin and troponin for rule-out of AMI reduces length of stay (the AROMI study). C.K. Pedersen, C. Stengaard, M.T. Boetker, H.M. Soendergaard, K.K. Dodt, C.J. Terkelsen (Aarhus, Viborg and Horsens, DK)	327
<b>11:45</b>	Complete revascularisation versus culprit only lesion intervention in ACS patients with multi-vessel disease: Incidence and outcomes from The London Heart Attack Group. K. S. Rathod, S. Kognati, A. Jain, C. Knight, A. Mathur, A. Sirker, C. Omahony, A. Wragg, D. Jones (London, GB)	328
<b>12:00</b>	Impact of age on the performance of the ESC O/Ih-algorithms for early diagnosis of myocardial infarction. J. Boeddinghaus, T. Nestelberger, R. Twerenbold, P. Badertscher, M. Rubini Gimenez, B. Morawiec, J. Parenica, F.J. Martin-Sanchez, O. Miro, C. Mueller (Basel, CH; Zabrze, PL; Brno, CZ; Madrid and Barcelona, ES)	329
<b>12:15</b>	Percutaneous unloading of the left ventricle during extracorporeal membrane oxygenation in cardiogenic shock: ongoing experience from a high-volume centre. B. Schrage, M. Becher, M. Schwarzl, H. Grahn, A. Bernhardt, H. Reichenspurner, S. Blankenberg, D. Westermann (Hamburg, DE)	330

11:00 - 12:30

How-to Session

Suite 2

### ACCA School - Renal Replacement Therapy

**Chairperson: C. Sitzwohl (Wien, AT)**

Learn the indications of extrarenal depuration, as well as the different modalities and functions of different types of renal replacement therapy, which parameters are important and which alarms should make us consider therapy. In addition, common complications such as hypotension and bleeding will be discussed.

11:00 - 12:30

How-to Session

Suite 3

### ACCA School - ECMO

**Chairperson: S. W. Davies (London, GB); N. O'Ciardha (London, GB)**

ECMO experts will take you through the revision of indications for mechanical circulatory support ; Safe cannulation ; Integrating fluoroscopy, TOE, vascular ultrasound at the bedside ; Alternative MCS for different situations (Impella, Protek etc.) ; Concomitant coronary, pericardial, valve interventions.



# Sunday 4 March 2018

## AFTERNOON SESSIONS

12:45 - 13:45

Satellite Symposium

Brown Hall 3

### Cardiovascular interventions in patients with atrial fibrillation: an expanding clinical landscape

Sponsored by Daiichi Sankyo Europe GmbH

**Chairperson: M. Lettino (Milano, IT)**

Assess the challenges in managing AF patients undergoing cardiovascular interventions.

Discuss the need for balancing benefit and risk of combining oral anticoagulation and antiplatelet agents in patients with atrial fibrillation.

- |              |   |     |
|--------------|---|-----|
| <b>12:45</b> | Introduction: Cardiovascular interventions in patients with atrial fibrillation: an expanding clinical landscape.<br>M. Lettino (Milano, IT)  | 331 |
| <b>12:50</b> | Challenges in managing AF patients undergoing cardiovascular interventions.<br>K. Huber (Vienna, AT)  | 332 |
| <b>13:10</b> | Balancing benefit and risk of combining oral anticoagulation and antiplatelet agents in patients with atrial fibrillation: current and future evidence.<br>P. Vranckx (Hasselt, BE)         | 333 |
| <b>13:30</b> | Discussion: Cardiovascular interventions in patients with atrial fibrillation: an expanding clinical landscape.<br>M. Lettino (Milano, IT); K. Huber (Vienna, AT); P. Vranckx (Hasselt, BE) | 334 |
| <b>13:40</b> | Summary and conclusions: Cardiovascular interventions in patients with atrial fibrillation: an expanding clinical landscape.<br>M. Lettino (Milano, IT)                                     | 335 |

14:00 - 15:30

Symposium

Brown Hall 3

### Safe rule-out and rule-in of AMI

This programme is supported by Roche Diagnostics International Ltd in the form of an educational grant. The scientific programme has not been influenced in any way by its sponsor.

**Chairpersons: C. E. Mueller (Basel, CH); M. Tubaro (Rome, IT)**

- |              |   |     |
|--------------|---|-----|
| <b>14:00</b> | Sensitivity matters! Why you need a high-sensitivity cardiac troponin assay.<br>B. Lindahl (Uppsala, SE)  | 336 |
| <b>14:20</b> | Second blood draw at 1 hour or at 2 hours?<br>R. Twerenbold (Basel, CH)   | 337 |
| <b>14:40</b> | Uniform or sex-specific cut-off levels?<br>M. Rubini Gimenez (Basel, CH)  | 338 |
| <b>15:00</b> | Two separate decisions: rule-out of AMI and discharge from the Emergency Department.<br>E. Giannitsis (Heidelberg, DE)  | 339 |
| <b>15:20</b> | Safety protocol of a chest pain unit in a hospital with high patient influx.<br>J. Pascual, P. Fluvia, J. Aboal, M. Nunez, J. Conejos, J. Iglesias, R. Brugada, P. Loma Osorio (Girona, ES) | 340 |

14:00 - 15:30

Symposium

Amber Halls 3-4

### Pre-hospital ACS: diagnosis and treatments

**Chairpersons: I. Ahrens (Cologne, DE); F. Beygui (Caen, FR)**

- |              |   |     |
|--------------|---|-----|
| <b>14:00</b> | Pre-hospital ECG diagnosis: what is the dilemma?<br>Y. Hasin (Migdal, IL)   | 341 |
| <b>14:20</b> | Pre-hospital STEMI diagnosis of ACS beyond ECG - Biomarkers and imaging.<br>P. Goldstein (Lille Cedex, FR)  | 342 |
| <b>14:40</b> | Fibrinolysis: when and how?<br>S. Halvorsen (Oslo, NO)  | 343 |
| <b>15:00</b> | Anticoagulation and antiplatelets: when and how?<br>K. Huber (Vienna, AT)   | 344 |
| <b>15:20</b> | Presentation, clinical profile and prognosis of young patients with myocardial infarction with Non Obstructive Coronary Arteries (MINOCA) - results from the VIRGO study.<br>B. Safdar, E. Spatz, R. Dreyer, J. Beltrame, J. Spertus, H. Reynolds, J. Dziura, H. Bueno, H. Krumholz, G. D'onofrio (New Haven, Kansas City and New York, US; Adelaide, AU; Madrid, ES) | 345 |

# Sunday 4 March 2018

## AFTERNOON SESSIONS

14:00 - 15:30	Debate Session	Amber Halls 1-2
<b>Great debate on STEMI: current controversies on antiplatelet management after the acute phase</b>		
This programme is supported by AstraZeneca in the form of an educational grant. The scientific programme has not been influenced in any way by its sponsor.		
<b>Chairpersons: H. Bueno (Madrid, ES); S. Savonitto (Lecco, IT)</b>		
This session aims particularly to cover the following learning objectives:		
- Long-term prognosis after an ACS in the modern era and available tools for prediction of thrombosis and bleeding		
- Current ESC recommendations on secondary prevention measures after an ACS, with a focus on antithrombotic therapy		
- Practical implications of guideline recommendation in every day clinical practice		
<b>14:00</b>	Risk scores are helpful for defining optimal DAPT duration PRO. S. De Servi (Pavia, IT)	346
<b>14:15</b>	Risk scores are helpful for defining optimal DAPT duration CONTRA. A.J. Budaj (Warsaw, PL)	347
<b>14:30</b>	Risk scores are helpful for defining optimal DAPT duration Rebuttal PRO. S. De Servi (Pavia, IT)	348
<b>14:35</b>	Risk scores are helpful for defining optimal DAPT duration Rebuttal CONTRA. A.J. Budaj (Warsaw, PL)	349
<b>14:40</b>	Risk scores are helpful for defining optimal DAPT duration: Chairpersons conclusion. H. Bueno (Madrid, ES); S. Savonitto (Lecco, IT)	350
<b>14:45</b>	It is time to reconsider aspirin as a routine therapy for secondary prevention after STEMI PRO. P. Vranckx (Hasselt, BE)	351
<b>15:00</b>	It is time to reconsider aspirin as a routine therapy for secondary prevention after STEMI CONTRA. F.W.A. Verheugt (Amsterdam, NL)	352
<b>15:15</b>	It is time to reconsider aspirin as a routine therapy for secondary prevention after STEMI Rebuttal PRO. P. Vranckx (Hasselt, BE)	353
<b>15:20</b>	It is time to reconsider aspirin as a routine therapy for secondary prevention after STEMI Rebuttal CONTRA. F.W.A. Verheugt (Amsterdam, NL)	354
<b>15:25</b>	It is time to reconsider aspirin as a routine therapy for secondary prevention after STEMI: chairpersons conclusion. S. Savonitto (Lecco, IT); H. Bueno (Madrid, ES)	355

14:00 - 15:30	Case-Based Symposium	Suite 1
<b>Irritating waves and puzzling images in acute cardiac care</b>		
<b>Chairpersons: K.A. Krychtiuk (Vienna, AT); M. Moeckel (Berlin, DE)</b>		
<b>14:00</b>	Bradycardia in the emergency room. R. Leto (Hasselt, BE)	356
<b>14:20</b>	Cardiogenic shock. M. J. Claeys (Edegem /Antwerpen, BE)	357
<b>14:40</b>	Acute coronary syndrome. M. Schoos (Klampenborg, DK)	358
<b>15:00</b>	Refractory ventricular arrhythmias. G. M. De Ferrari (Pavia, IT)	359
<b>15:20</b>	Panel discussion. R. Leto (Hasselt, BE); M. J. Claeys (Edegem /Antwerpen, BE); M. Schoos (Klampenborg, DK); G. M. De Ferrari (Pavia, IT)	360

14:00 - 15:30	How-to Session	Suite 2
<b>ACCA School - Renal Replacement Therapy</b>		
<b>Chairperson: C. Sitzwohl (Wien, AT)</b>		
Learn the indications of extrarenal depuration, as well as the different modalities and functions of different types of renal replacement therapy, which parameters are important and which alarms should make us consider therapy. In addition, common complications such as hypotension and bleeding will be discussed.		

# Sunday 4 March 2018

## AFTERNOON SESSIONS

14:00 - 15:30

How-to Session

Suite 3

### ACCA School ECMO

**Chairperson: S. W. Davies (London, GB); N. O'Ciardha (London, GB)**

ECMO experts will take you through the revision of indications for mechanical circulatory support ; Safe cannulation ; Integrating fluoroscopy, TOE, vascular ultrasound at the bedside ; Alternative MCS for different situations (Impella, Protek etc.) ; Concomitant coronary, pericardial, valve interventions.

15:30 - 16:30

Moderated Posters

Moderated Poster Area A

### Moderated Poster Session 7 - Out of Hospital Arrest/Acute Heart Failure/Aortic Disease

**Chairpersons: C. Hassager (Copenhagen, DK); C. J. M. Vrints (Edegem, BE)**

Posters will be on display in the poster area from 14:00 to 17:30. During the session (from 15:30 to 16:30), each presenter will have to summarise their research within 4 minutes and then address questions from the chairpersons and audience. Presenters are in competition for the best presentation award.

- |              |   |     |
|--------------|---|-----|
| <b>15:30</b> | Effects of the inhaled Xenon in combination with therapeutic hypothermia on left ventricular dysfunction associated with cardiac arrest: analysis with transthoracic echocardiography.<br>H.A.I.T.H.A.M. Ballo, A. Saraste, R. Laitio, O. Arola, J. Airaksinen, M. Pietila, V. Harjola, M. Varpula, T. Vahlberg, T. Laitio (Turku and Helsinki, FI) | 361 |
| <b>15:36</b> | Impact of the time between onset of out-of-hospital cardiac arrest and initiation of extracorporeal membrane oxygenation in patients with acute coronary syndrome.<br>T. Yamada, S. Hashimoto, Y. Mizuguchi, N. Taniguchi, S. Nakajima, T. Hata, A. Takahashi (Kobe, JP)  | 362 |
| <b>15:42</b> | Mechanical chest compression devices in out of hospital cardiac arrest an indication for a traumatic body-CT scan?<br>J. Iglesias, P. Loma-Osorio, J. Aboal, M. Nunez, J. Conejos, J. Pascual, P. Vilardell, H. Kassem, R. Ramos, D. Vinas, R. Brugada (Girona, ES)   | 363 |
| <b>15:48</b> | Impact of the change in basic life support guidelines concerning pulse assessment among the general population.<br>A. Rafecas Ventosa, J.C. Ruiz-Rodriguez, R.M. Lidon, R. Belmonte, P. Subirana, C. Rodriguez, M. De Nadal, L. Mila, J.A. Barrabes, J. Baneras (Barcelona, ES)   | 364 |
| <b>15:54</b> | Coronary angiography in resuscitated out-of-hospital cardiac arrest.<br>H. Sinclair, M. Pope, L. Wardle, P. Strike (Portsmouth, GB)   | 365 |
| <b>16:00</b> | High sensitivity troponin T- the value as prognostic marker in patients with heart failure with preserved ejection fraction.<br>A. Tocitu, C. Delcea, C.A. Buzea, A. Andrus, A. Breha, D. Ciuculete, I. Daha, M. Dobranici, R.A. Popescu, G.A. Dan (Bucharest, RO)  | 366 |
| <b>16:06</b> | Plasma volume variation as a tool adjust diuretic therapy in patients with acute decompensated heart failure.<br>D. Candeias Faria, D. Roque, J. Augusto, A. Sachetti, A. Gaspar, L. Melo, J. Simoes, J. Ferreira, P. Magno, C. Morais (Amadora, PT)  | 367 |
| <b>16:12</b> | Intermittent prosthetic valve dysfunction: a clinical case.<br>C. Asla Ormaza, A. Elorriaga, A. Arregui, P.M. Mendoza, R.J. Saez, A. Andres, A. Manzanal, N. Garcia, J.M. Aguirre (Bilbao, ES)  | 368 |
| <b>16:18</b> | Acute hemodynamic changes after TAVI assessed by a minimally invasive monitoring system.<br>G. Paoli, F. Boffetti, A. Crocarno, C. Spaziani, L. Vignali, N. Gaibazzi, A. Menozzi, M.F. Notarangelo, D. Ardissino, A. Vezzani (Parma, IT)  | 369 |
| <b>16:24</b> | Ticagrelor in misdiagnosed aortic dissections does double antiplatelet therapy worsen prognosis?<br>H. Hagstrom, F. Holmner, K. Lindmark (Umea, SE)   | 370 |

15:30 - 16:30

Special Event

ACCA Stand

### YIA Award: Acute Cardiovascular Care 2018

**Chairpersons: H. Bueno (Madrid, ES) - M. Lettino (Milano, IT) - S. Price (London, GB)**

**15:30 - 16:30** YIA Award: Acute Cardiovascular Care 2018.

# Sunday 4 March 2018

## AFTERNOON SESSIONS

15:30 - 16:30

Moderated Posters

Moderated Poster Area B

### Moderated Poster Session 8 - Young Researchers in Acute Cardiovascular Care II

Chairpersons: I. Ahrens (Cologne, DE); Y. Hasin (Migdal, IL)

Posters will be on display in the poster area from 14:00 to 17:30. During the session (from 15:30 to 16:30), each presenter will have to summarise their research within 4 minutes and then address questions from the chairpersons and audience. Presenters are in competition for the best presentation award.

15:30	Severe aortic regurgitation in a quatriscuspid aortic valve, a false rheumatic disease. C. Bellejo Belkasem, P. Jorge Perez, M.J. Garcia Gonzalez, A. De La Rosa Hernandez, A. Sanchez Grande-Flecha, A. Duque Gonzalez, P. Barrio Martinez, M. Leiva Gordillo, J. Lacalzada Almeida (Santa Cruz de Tenerife, ES)	371
15:36	Single stage approach using cardiopulmonary bypass and deep hypothermic circulatory arrest for the resection of relapsed intravenous leiomyomatosis with extension to right heart. M. Pairone, F. Formica, A. Martinez Colombres, I. Cordoba, R. A. Cordoba (Monza, IT; Cordoba, AR)	372
15:42	Central acute pulmonary embolism: impact on clinical presentation and short- and medium-term outcomes. J. Simoes, J. Augusto, F. Costa, D. Roque, M. Santos, C. Morais (Amadora, PT)	373
15:48	Mitochondrial respiratory capacity in skeletal muscle after out-of-hospital cardiac arrest. S. C. Wiberg, N. O. Stride, S. Larsen, J. Bro-Jeppesen, J. Kjaergaard, C. Hassager, F. Dela (Copenhagen, DK)	374
15:54	Electrocardiographic parameters, peak of cardiac markers and time to reperfusion in patients with acute left circumflex occlusion. P. Perez Diaz, A. Jurado Roman, I. Sanchez Perez, M.T. Lopez Lluva, R. Maseda Uriza, J. Piqueras Flores, F. Lozano Ruiz Poveda (Ciudad Real, ES)	375
16:00	Neurological complications in infective endocarditis: insights from a tertiary centre. S. Alegria, A. Marques, I. Cruz, A.L. Broa, C. Gomes, D. Sebaiti, A.R. Pereira, O.S. Simoes, H. Pereira (Almada, PT)	376
16:06	The prognostic role of hyperglycemia inSTEMI patients depends on the presence of diabetes: does a glucidic pre-conditioning exist? A. Somaschini, S. Cornara, G. Crimi, M. Voltini, M. Ferlini, R. Camporotondo, M. Gneccchi, M. Ferrario Ormezzano, L. Oltrona Visconti, G.M. De Ferrari (Pavia, IT)	377
16:12	New doppler sign of Takotsubo cardiomyopathy? Report of five cases. I. Konstantinov (St-Petersburg, RU)	378
16:18	How does statin therapy influence acute coronary syndrome presentation and outcome? M. Carrington, A.R. Santos, J. Pais, B. Picarra, D. Bras, R. Guerreiro, K. Hyde-Congo, J. Carvalho, J. Aguiar (Evora, PT)	379
16:24	Successful surgical repair of ventricular septal rupture developed in three days after off-pump CABG. J. Lee, N. Takashima, T. Suzuki, T. Asai (Higashiomi City and Otsu, JP)	380

16:30 - 17:30

Symposium

Brown Hall 3

### The unavoidable impact of big data in acute cardiovascular care

Chairpersons: C.B. Granger (Durham, US); C. Fresco (Udine, IT)

16:30	Understanding hopes and hypes in Big Data Analysis: a statistician's point of view. M. Corrao (La Bicocca Degli Arcimboldi, IT)	381
16:45	Big Data: what can we learn in atrial fibrillation? L. De Luca (Roma, IT)	382
17:00	Big Data: what can we learn in congestive heart failure? A. P. Maggioni (Milano, IT)	383
17:15	Big Data: what can we learn in acute coronary syndromes? P. Tricoci (Durham, US)	384

# Sunday 4 March 2018

## AFTERNOON SESSIONS

16:30 - 17:30	Case-Based Symposium	Amber Halls 3-4
<b>Acute renal failure: what the cardiologist needs to know!</b>		
<b>Chairpersons: V. Gasparovic (Zagreb, HR); D. M. Walker (Hastings, GB)</b>		
16:30	Acute heart failure and deteriorating renal function: how do I balance treatment against renal dysfunction? Case-based presentation. E. Hoste (Gent, BE)	385
16:45	NSTEACS and renal impairment: how do I manage my patient? Case-based presentation. S. Gevaert (Gent, BE)	386
17:00	When and how to use renal-replacement therapy. Case-based presentation. V. Gasparovic (Zagreb, HR)	387
17:15	Cardiorenal syndrome: what does the cardiologist need to know? State of the Art. L.G.F. Forni (West Sussex, GB)	388

16:30 - 17:30	Debate Session	Amber Halls 1-2
<b>A complex case of NSTEMI: when to ask and what to do</b>		
<b>Chairpersons: C. P. Gale (Leeds, GB); A. Jaffe (Rochester, US)</b>		
This session re-enacts the journey of a patient who presents as an acute admission to hospital with NSTEMI. It will reveal and discuss the necessary decisions to be made at key time points as the patient's case evolves during their hospital stay.		
16:30	Part 1: A patient with chest pain calls the EMS and is transported to the ER of the closest hospital (YAC3). C. E. Plesoianu (Iasi, RO)	389
16:40	A patient with chest pain calls the EMS and is transported to the ER of the closest hospital (YAC3 Panel of experts). A. Khoury (Besancon, FR); A. Jaffe (Rochester, US); S. D. Kristensen (Aarhus N, DK)	390
16:50	Part 2: The patient rapidly develops heart failure and cardiogenic shock. C. E. Plesoianu (Iasi, RO)	391
17:00	The patient rapidly develops heart failure and cardiogenic shock Panel of experts. S. Price (London, GB); S. D. Kristensen (Aarhus N, DK); G. Tavazzi (Pavia, IT)	392
17:10	Part 3: The patient needs a left ventricular assist device. C. E. Plesoianu (Iasi, RO)	393
17:20	The patient needs a left ventricular assist device Panel of experts. S. Price (London, GB); T. Quinn (London, GB); M. Sousa Uva (Lisbon, PT)	394

16:30 - 17:30	Abstract Session	Suite 1
<b>ACCA Research Prize</b>		
<b>Chairpersons: I. Ahrens (Cologne, DE); M. Lettino (Milano, IT); M. Tubaro (Rome, IT); S. Leonardi (Pavia, IT)</b>		
16:30	Biomarkers reflecting cardiovascular stress, neuroendocrine response, and inflammation are predictive of late cardiogenic shock in patients with suspected ST-elevation myocardial infarction. M. Frydland, J.E. Moeller, O. Moeller-Helgestad, L. Holmvang, M.G. Lindholm, H.B. Ravn, L.O. Jensen, R. Frikke-Schmidt, J.P. Goetze, C. Hassager (Copenhagen and Odense, DK)	395
16:45	Hypoglycemic events during hospitalisation in diabetic acute coronary syndrome patients treated with vildagliptin vs. guidelines based medical therapy. I. Dobrecky-Mery, A. Sommer, N. Nahmany Goldberg, E. Radzishevsky, E. Rivlin, H. Mahmood, Z. Gassan, M. Ghanayim, U. Rosenschein (Haifa, IL)	396
17:00	Cardiac macrophages in wound healing following myocardial infarction: from experiment to clinic. A. Gombozhapova, Y. Rogovskaya, M. Rebenkova, J. Kzhyshkowska, V. Ryabov (Tomsk, RU; Heidelberg, DE)	397
17:15	12-month mortality after early and late resuscitated cardiac arrest in acute myocardial infarction. M. Gierlotka, M. Gasior, P. Trzeciak, A. Kazik, M. Hawranek, M. Ostrega, G. Slonka, J. Piegza, M. Tajstra, A. Tycinska, W. Kuliczowski, W. Wojakowski, J. Stepinska (Zabrze, Bialystok, Wroclaw, Katowice and Warsaw, PL)	398

09:00 - 12:30

Poster Sessions

Poster Area

### Poster Session 3 - ST Elevation Acute Coronary Syndrome

Posters to be on display between 09:00 - 12:30. Poster viewing tours and discussion questions: during the coffee break from 10:00 to 11:00. Presenters are required to be by their poster in order to discuss the poster with the audience. Poster removal from 12:30 to 13:00.

#### Case Reports

- A rare coronary anomaly detected during an acute myocardial infarction. P399  
S. Charfeddine, A. Zouari, S. Mallek, R. Hammami, L. Abid, S. Kammoun (Sfax, TN)
- Acute ST-elevation myocardial infarction: Evaluation of new time delay threshold values till primary percutaneous coronary intervention and their effects on outcome. P400  
D. Sharif, M. Watad, Y. Sharif, A. Sharif-Rasslan, U. Rosenschein (Haifa, IL)
- Acute combined myocardial infarction resulting from simultaneous thrombotic occlusion of right coronary and left anterior descending coronary arteries: an uncommon finding with fatal outcome. P401  
J. Simoes, F. Costa, M.Santos, J. Augusto, D. Roque, D. Faria, C. Morais (Amadora, PT)
- Aneurysm and ventricular septal defect after inferior acute myocardial infarction. P402  
I. Noval Morillas, A. Chauca Tapia, L. Gutierrez Alonso, P. Cabeza Lainez, R. Vazquez Garcia (Cadiz, ES)
- Papillary muscle rupture and acute mitral regurgitation in inferior transmural acute myocardial infarction: a rare, but still fatal, mechanical complication in the reperfusion era. P403  
J. Simoes, J. Augusto, F. Costa, D. Roque, D. Faria, A. Freitas, P. Magno, J. Loureiro, C. Morais (Amadora, PT)
- ECMO as bridge to recovery in ventricular septal defect after anterior acute myocardial infarction. P404  
I. Noval Morillas, A. Chauca Tapia, W. Delgado Nava, L. Gutierrez Alonso, P. Cabeza Lainez, R. Fernandez Rivero (Cadiz, ES)
- Ventricular septal rupture in inferior transmural myocardial infarction: a dramatic mechanical complication with fatal outcome. P405  
J. Simoes, P. Alves, A. Freitas, F. Costa, J. Augusto, D. Roque, D. Faria, C. Morais (Amadora, PT)
- A hole in the heart how should I fix it? P406  
T. Pern, T. Hermlin, J. Reinmets (Tallinn and Tartu, EE)
- STEMI and Boerhaave Syndrome: two concomitant life threatening diseases. P407  
D. Cabrita Roque, N. Cabanelas, D. Candeias Faria, J. Augusto, J. Simoes, L. Brizida, C. Morais (Amadora, PT)
- Thrombus aspiration in primary percutaneous coronary intervention. The experience of critical care department over five years. P408  
M. Samy, Y.A.S.S.E.R. Nassar, M. Abo Hamila, W.A.L.I.D. Omar, H.E.L.M.Y. Elghawaby (Cairo, EG)
- ST-segment elevation: not always a myocardial infarction. P409  
F. Boffetti, A. Crocamo, F. Barocelli, F. Grassi, M. Calcagnino, M. Bianconcini, S. Coli, P. Demola, G. Pela', G. Paoli (Parma, IT)

#### General Acute Coronary Syndrome

- Association between central venous pressure, left ventricular function and acute cardiorenal syndrome in ST segment elevation myocardial infarction patients. P410  
Y. Shacham, A. Gal-Oz, S. Khoury, Y. Topilsky, G. Keren, G. Margolis (Tel Aviv, IL)
- Right atrial pressure predicts worsening renal function in patients with acute right ventricular myocardial infarction. P411  
J.B. Ivey-Miranda, E. Flores-Umanzor, E. Almeida-Gutierrez, G. Borrayo-Sanchez, J. Antezana- Castro, A. Contreras-Rodriguez, E. Gonzalez-Morales, E.L. Posada-Martinez, N. Garcia-Hernandez, G. Saturno-Chiu (Mexico City, MX; Barcelona, ES)
- Causes, outcomes and factors predicting mortality in non-reperfused STEMI patients in the contemporary era. P412  
D. Araiza Garaygordobil, H. Gonzalez-Pacheco, C. Martinez-Sanchez, J.L. Briseno-De-La-Cruz, F. Azar-Manzur, C. Sierra-Fernandez, A. Arias-Mendoza (Mexico City, MX)
- Vasoprotective effect of high doses of atorvastatin in patients with STEMI. P413  
L. Salyamova, A. Khromova, O. Kvasova, V. Oleinikov (Penza, RU)
- Comparative characteristic of deformation parameters in patients with anterior and posterior myocardial infarction. P414  
V. Oleinikov, V. Galimskaya, A. Golubeva, S. Kupriyanova (Penza, RU)
- NO Reflow Phenomenon and comparison to the normal flow population post primary percutaneous coronary intervention for ST elevation myocardial infarction. P415  
J. Rossington, E. Solomou, A. Hoyer (Hull, GB)
- Complete atrioventricular block as a complication of ST-elevation myocardial infarction: prognostic impact in- hospital and at 1-year follow-up. P416  
J. Sousa, J.P. Monteiro, M. Neto, E.R. Pereira, R. Rodrigues, M.G. Serrao, N. Santos, B. Silva, G. Caires, A.D. Freitas (Funchal, PT)
- Vegetative regulation of heart activity in STEMI patients and the terms of revascularisation. P417  
V. Oleinikov, E. Dushina, Y. Barmenkova, Y. Tomashevskaya (Penza, RU)
- Interrelation of different left ventricular myocardial deformation types in patients with myocardial infarction with ST segment elevation. P418  
V. Oleinikov, V. Galimskaya, S. Kupriyanova, N. Burko (Penza, RU)

- Duration of revascularisation and parameters of chronotropic load in patients with myocardial infarction. P419  
E. Dushina, Y. Barmenkova, M. Lukyanova, N. Burko, V. Oleinikov (Penza, RU)
- Paroxysmal atrial fibrillation in ST-segment elevation myocardial infarction. P420  
C. Urraca Espejel, J.J. Portero Portaz, C. Ramirez Guijarro, S. Calero Nunez, G. Gallego Sanchez, M.I. Barrionuevo Sanchez, D. Prieto Mateos, C. Llanos Guerrero, J.G. Cordoba Soriano, M. Corbi Pascual (Albacete, ES)
- Predicting the site of the right coronary artery occlusion in patients with acute inferior myocardial infarction based on the intensity of the ST-segment elevations. P421  
X.H. Belshi, A. Gjani, A. Tulo, S. Telo, I. Balla (Tirana, AL)
- Association of cyp11b2 gene polymorphism of aldosterone-synthase with the relative risk of ST-segment elevation myocardial infarction. P422  
I.R. Vyshnenska, O.V. Petyunina, M.P. Kopytsya (Kharkiv, UA)
- Current status and issues of treatment for ST-elevation myocardial infarction in regional city of Japan. P423  
M. Yamamoto (Namerikawa, JP)
- Acute kidney injury in patients with ST-segment elevation myocardial infarction of the electrocardiogram. P424  
E. Mezhanov, Y. Vyalkina, K. Vakulchik, S. Shalaev (Tyumen, RU)
- Early noninvasive diagnostics of infarct-related coronary artery rethrombosis after effective thrombolysis in STEMI. P425  
E. Shigotarova, E. Dushina, V. Galimskaya, V. Oleinikov (Penza, RU)
- Left ventricle remodeling and asynchrony in patients with left and right ventricles myocardial infarction, complicated by hypotension. P426  
K. Kaliev, M. Beishenkulov, Z. Chazymova, A. Toktosunova, T. Abdurashidova (Bishkek, KG)
- Dynamics of ST segment in telemetric ECG monitoring in STEMI patients after stenting of infarct-related artery. P427  
V. Oleinikov, D. Kulakov, E. Shigotarova, A. Golubeva, Y. Tomashevskaya (Penza, RU)
- Dynamics of applanation tonometry indicators on treatment with various doses of atorvastatin in patients with STEMI. P428  
A. Golubeva, L. Salyamova, E. Melnikova, I. Matrosova, N. Burko (Penza, RU)
- Emergent aortocoronary bypass at patients with ST-elevated myocardial infarction: clinical outcomes and prognostic survival model. P429  
D. Shorikova, O. G. Bitsadze, E. Shorikov (Chernivtsy and Kyiv, UA)
- Redox regulation-modulation by polarizing solution (high dose Glucose-Insuline-Potassium) in acute myocardial infarction. P430  
T. Svanidze, T. Saralidze, M. Jgarkava, I. Mamatsashvili, M. Jamagidze, T. Saralidze (Tbilisi, GE)
- Clinical characteristics, management and evolution of STEMI in cocaine users. P431  
J.J. Portero Portaz, C. Urraca Espejel, S. Calero Nunez, C. Ramirez Guijarro, G. Gallego Sanchez, M.I. Barrionuevo Sanchez, J. Navarro Cuartero, J.M. Jimenez Mazuecos, J.G. Cordoba Soriano, M. Corbi Pascual (Albacete, ES)
- Prolonged enoxaparin in primary percutaneous coronary intervention (PENNY PCI). P432  
W. Sumaya, W.A.E. Parker, I.R. Hall, D.S. Barmby, J.D. Richardson, J.D. Iqbal, Z. Adam, K.P. Morgan, J.P. Gunn, R.F. Storey (Sheffield, GB)
- Use of glycoprotein IIb/IIIa inhibitors in ST segment elevation myocardial infarction in real life. are we being effective? P433  
D. Bento, N. Marques, J. Guedes, D. Carvalho, J. Amado, W. Santos, P. Gago, J. Mimoso, I. Jesus (Faro, PT)
- Clinical study of recombinant non-immunogenic staphylokinase. P434  
Y. Alekseeva, E.V. Vishlov, V.A. Markov, V.V. Ryabov (Tomsk, RU)
- Fibrinolysis versus primary angioplasty in patients with ST-elevation myocardial infarction and isolated coronary artery ectasia. P435  
D. Araiza Garaygordobil, E.A. Illescas-Gonzalez, J.A. Cornejo-Guerra, C. Martinez-Sanchez, F. Azar-Manzur, J.L. Briseno-De-La-Cruz, C. Sierra-Fernandez, A. Arias-Mendoza (Mexico City, MX)
- Does previous use of acetylsalicylic acid for primary prevention of cardiovascular disease have a prognostic impact in patients with acute coronary syndrome? P436  
J. De Sousa Bispo, P. Azevedo, T. Mota, J. P. Guedes, D. Carvalho, D. Bento, W. Walter, J. Mimoso, A. Camacho, I. Jesus (Faro, PT)
- STEMI and multivessel disease: what do we do with non-culprit lesions? P437  
A. Fernandez Vega, C. Ferrera Duran, A. Fernandez Ortiz, F.J. Noriega, J.C. Gomez Polo, P. Martinez Vives, A. Cruz Utrilla, M.J. Perez Vizcayno, A. Viana Tejedor (Madrid, ES)
- Time of revascularisation and dynamics of myocardial electric instability parameters. P438  
V. Oleinikov, Y. Barmenkova, E. Dushina, V. Galimskaya, N. Burko (Penza, RU)
- Review of manual thrombus aspiration system in a cath lab through a period of 9 years. P439  
D. Cabrita Roque, D. Candeias Faria, J. Augusto, J. Simoes, P. Magno, C. Morais (Amadora, PT)
- Coronary angioplasty using new generation covered coronary stents: experience of a center. P440  
T. Guimaraes, M.N. Menezes, G. Lima Da Silva, J.R. Agostinho, A. Lopes, P. Carrilho-Ferreira, J. Duarte, J. Marques Da Costa, P. Canas Da Silva, F.J. Pinto (Lisbon, PT)
- Efficacy of coronary angioplasty and stenting for the patients over 80 years old with acute coronary syndrome. P441  
V. Meyster, A.I. Magilevets, V.V. Borodin, O.V. Tremaskina, B.M. Kapustin (Kaliningrad, RU)
- Manual thromboaspiration and in-hospital assessment of systolic function and class of heart failure in patients with myocardial infarction. P442  
I. A. Leonova, D. Maznev, S. Boldueva (St-Petersburg, RU)

- Evolution of clinical characteristics and procedures in patients admitted to a coronary care unit: impact of a STEMI network. P443  
O.M. Peiro Ibanez, E. Sanz, G. Bonet, I. Serrano, J. Rodriguez, M. Gonzalez, S. Santos, V. Quintern, M. Vidal, A. Bardaji (Tarragona, ES)
- Assessment of stent expansion after direct stenting compared to conventional stenting. P444  
M. Laimoud, W.A.L.I.D. Omar, Y.A.S.S.E.R. Nassar, A.K.R.A.M. Abdelbarre, H.E.L.M.Y. Elghawaby (Cairo, EG)
- Clinical results at a long-term follow-up of percutaneous coronary intervention in left main coronary artery disease. P445  
J. Piqueras Flores, I. Sanchez Perez, M.T. Lopez Lluva, A. Jurado Roman, N. Pinilla Echeverri, R. Maseda Uriza, A. Moreno Arciniegas, F. Lozano Ruiz Poveda (Ciudad Real, ES)
- Stent boost enhancement compared to intravascular ultrasound in the evaluation of stent expansion in elective percutaneous coronary interventions. P446  
M. Laimoud, W.A.L.I.D. Omar, Y.A.S.S.E.R. Nassar, A.K.R.A.M. Abdelbarre, H.E.L.M.Y. Elghawaby (Cairo, EG)
- Ten years follow-up results of left main percutaneous coronary intervention in young patients. P447  
J. Piqueras Flores, I. Sanchez Perez, F. Lozano Ruiz Poveda, A. Jurado Roman, N. Pinilla Echeverri, R. Maseda Uriza, M. Marina Breyse, M.T. Lopez Lluva (Ciudad Real and Madrid, ES; Hamilton, CA)
- Clinical results at a long-term follow-up of percutaneous coronary intervention in ostial left main coronary artery disease. P448  
J. Piqueras Flores, I. Sanchez Perez, M.T. Lopez Lluva, A. Jurado Roman, N. Pinilla Echeverri, R. Maseda Uriza, M. Marina Breyse, F. Lozano Ruiz Poveda (Ciudad Real and Madrid, ES; Hamilton, CA)
- Results of percutaneous coronary intervention with crush stenting technique in left main coronary artery disease at a long-term follow-up. P449  
J. Piqueras Flores, I. Sanchez Perez, A. Jurado Roman, M.T. Lopez Lluva, N. Pinilla Echeverri, R. Maseda Uriza, A. Moreno Arciniegas, F. Lozano Ruiz Poveda (Ciudad Real, ES; Hamilton, CA)
- Acetylsalicylic acid in primary prevention has no impact on the prognosis of patients with an acute coronary syndrome. P450  
P.M. Azevedo, D. Carvalho, D. Bento, J. Guedes, J. Bispo, S. Pereira, W. Santos, J. Mimoso, I. Jesus (Faro, PT)

### Prognosis and Biomarkers

- Hospital outcomes in STEMI patients after the introduction of a regional STEMI network in the metropolitan area of a developing country. P451  
S. Dharma, H. Andriantoro, I. Dakota, R. Sukmawan, I. Firdaus, S.S. Danny, D. Zamroni, B.B. Siswanto, S.V. Rao (Jakarta, ID; North Carolina, US)
- Female sex is an independent predictor of short term mortality in STEMI patients treated by primary PCI. P452  
S. Cornara, A. Somaschini, G. Crimi, F. Beccaria, R. Camporotondo, M. Gneccchi, D. Bartolini, M. Fedele, P. Rubartelli, G.M. De Ferrari (Pavia and Genoa, IT)
- Can the shock index predict in-hospital mortality of patients with STEMI? P453  
J. Lujan Valencia, M. Almendro Delia, M. Butron Calderon, P. Villar Calle, J.C. Garcia Rubira (Sevilla, ES)
- Express algorithm of the estimation of the risk of bleeding in patients with STEMI. P454  
V. Leonova, A. Kochergina, V. Kashtalap (Kemerovo, RU)
- Do females really have a higher mortality rate after Primary PCI in STEMI? P455  
A. Duka, E. Hasimi, E. Zaimi, A. Kristo, E. Tafaj, L. Kresto, M. Xhafaj, J. Seiti, E. Petrela, I. Balla (Tirana, AL)
- Predictors for development of in-hospital acute heart failure following primary percutaneous coronary intervention in STEMI patients a retrospective analysis of a single center. P456  
V. Grigorov, E. Trendafilova, E. Dimitrova, H. Yordanova, A. Alexandrov, H. Mateev, A. Bankova, P. Tassovska, B. Georgiev, N. Gotcheva (Sofia, BG)
- Acute STEMI in the very elderly patients. Results of the prospective ALKK-Registry. P457  
O. Mohammad, M. Hochadel, R. Zahn, U. Zeymer (Ludwigshafen Am Rhein, DE)
- Impact of gender on prognosis in STEMI patients of a regional primary angioplasty network. P458  
O. De Diego Soler, C. Labata Salvador, F. Rueda Sobella, C. Garcia-Garcia, T. Oliveras Vila, M. Ferrer Massot, J. Serra Flores, C. Aranda, J. Lupon-Roses, A. Bayes-Genis (Badalona (Barcelona), ES)
- STEMI prognosis in elderly patients: do reperfusion networks benefit them? P459  
M. T. Oliveras Vila, M. Ferrer Massot, C. Garcia Garcia, F. Rueda Sobella, J. Serra Flores, C. Labata Salvador, O. De Diego Soler, S. Tello, J. Lupon Roses, A. Bayes Genis (Badalona and Barcelona, ES)
- Mid-term prognosis after an ST-segment elevation myocardial infarction (STEMI) according to its clinical presentation in an infarction network organisation. P460  
M.G. Ascencio Lemus, S. Del Castillo Garcia, S. Prieto Gonzalez, C. Palacios Echavarren, C. Minguito Carazo, L. Alvarez Roy, J.C. Echarte Morales, J. Borrego Rodriguez, I. Iglesias Garriz, F. Fernandez Vazquez (Leon, ES)
- In-hospital complications and mortality in ST-elevation myocardial infarction (STEMI) patients declined from 2008 to 2014. P462  
A. Sinkovic, M. Marinsek, F. Naji, V. Kanic, A. Markota (Maribor, SI)
- Early predictors of in-hospital mortality in high-risk ST-elevation myocardial infarction (STEMI) patients. P463  
A. Sinkovic, M. Marinsek, A. Markota, M. Mihevc, K. Masnik, U. Kostomaj, A. Kenk, V. Kanic, F. Naji (Maribor, SI)
- Prognostic implications of influenza virus infection in a cardiac intensive care unit. Impact of a screening program. P464  
L. Vicent Alaminos, P. Munoz, E. Bouza, I. Sousa-Casasnovas, M. Juarez, C. Devesa, V. Bruna, A. Eworo, H. Gonzalez-Saldivar, M. Martinez-Selles (Madrid, ES)



- Magnitude and prognostic utility of ventricular dysfunction in post-cardiac arrest syndrome. P465  
R. Ramos Polo, P. Loma-Osorio, D. Vinas (Girona, ES)
- Long-term outcome of patients with very long stents for treatment of diffuse coronary disease in current practice. P466  
A. Jurado Roman, M.T. Lopez Lluva, I. Sanchez Perez, R. Maseda, J. Piqueras, P. Perez, F. Lozano (Ciudad Real, ES)
- The possibility of hemorrhagic risk prediction in the preoperative period of open myocardial revascularization. P467  
K. Krivoschapova, K.E. Krivoschapova, O.L. Barbarash, O.V. Gruzdeva (Kemerovo, RU)
- Impact of inflammatory status at admission on early outcomes in patients with STEMI a retrospective analysis from a single center. P468  
V. Grigorov, E. Trendafilova, E. Dimitrova, H. Yordanova, A. Alexandrov, H. Mateev, A. Bankova, P. Tassovska, B. Georgiev, N. Gotcheva (Sofia, BG)
- Prognostic markers of myocardial remodeling in patients with ST segment elevation myocardial infarction. P469  
Y. Shaposhnikova, I. Ilchenko, O. Bilovol (Kharkiv, UA)

### Organisation of care

- Trends in pre-hospital delay in patients with acute ST elevation myocardial infarction in the primary coronary intervention era. P470  
Y. Shacham, N. Kofman, S. Letourneau-Shesaf, S. Khoury, G. Keren, G. Margolis (Tel Aviv, IL)
- Management of STEMI, a clinical audit. P471  
H. Habib, M. Aghaalkurdi, A. Assalqawy, K. Khalidy, M. Habib, B. Bottcher (Gaza, PS)
- Assessment of hospital performance using quality of care indicators in patients with acute ST elevation myocardial infarction (AQcare-STEMI). P472  
A. Siddiqui, K. Toaima, M. Fakher, L. Hamed, T. Siddiqui (Cairo, EG; Kathmandu, NP)
- Early discharge from cardiac intensive care unit after STEMI. P473  
M.M. Martin Cabeza, M.J. Garcia Gonzalez, P. Jorge Perez, J. Miranda Bacallado, N. Baez Ferrer, J.J. Ferrer Hita, C. Mendez Vargas, P. Barrio Martinez, I. Hernandez Betancor, C. Bellejo Belkasem (La Laguna, ES)
- Safety of early and late discharge in patients with ST elevation myocardial infarction after primary percutaneous coronary intervention. P474  
P. Lertsanguansinchai, W. Buddhari, J. Chaipromprasit, W. Udayachalerm, V. Lertsuwunseri, S. Athisakul, S. Srimahachota (Bangkok, TH)
- A Physician coordinator reduces door to balloon time for STEMI patients in Emergency department. P475  
T. Slutsky (Beer Sheva, IL)
- Cardiac intensive care unit organisation in economically less developed european country. P476  
A. Djuzel, M. Pavlov, Z. Babic (Zagreb, HR)
- Stockholm chest pain cohort- construction of a database for studies on chest pain patients. P477  
M. Holzmann (Stockholm, SE)

14:00 - 17:30

Poster Sessions

Poster Area

### Poster Session 4 - Acute Coronary Syndromes (Other)

Posters to be on display between 14:00 - 17:30. Poster viewing tours and discussion questions: during the coffee break from 15:30 to 16:30. Presenters are required to be by their poster in order to discuss the poster with the audience. Poster removal from 17:30 to 18:00.

#### Case Reports

- Post MI apical VSR device closure thru Radio-Jugular A-V loop. P478  
S.R.I.R.A.M. Veeraraghavan, N. Nagaraja Moorthy, R. Rangarajan Ramalingam, C. N. Manjunath (Bangalore, IN)
- Myocardial infarction complicated by emphysematous cholecystitis. P479  
I. Rosenfeld, T. Levinas, A. Goldberg, M. Halabi (Safed, IL)
- An uncommon cause of myocarditis in a young psychiatric patient. P480  
P.M. Mendoza Cuartero, A. Elorriaga Madariaga, A. Arregi Lopez, C. Asla Ormaza, A. Andres Morist, G. Ramirez-Escudero Ugalde, R. Martinez De Bourio Uriarte, A. Ullate De La Torre, R. Saez Moreno, J.M. Aguirre Salcedo (Bilbao, ES)
- When it was not just a gastroenteritis. P481  
A. Marques, S. Alegria, A.R. Pereira, A.C. Gomes, I. Cruz, L. Teixeira, S. Pereira, L. Lopes, I. Joao, H. Pereira (Almada, PT)
- A female patient with a broken heart and multiple sclerosis. P482  
S. Alegria, I. Cruz, A. Marques, A.R. Pereira, C. Gomes, D. Sebaiti, T. Staudt Gerald, A.R. Almeida, P. Fazendas, H. Pereira (Almada, PT)
- Ballooning heart: a cautionary tale of epinephrine. P483  
S. Vinnakota, S.V. Pislaru (Rochester, US)
- Chest pain in a woman with personal antecedents of melanoma. P484  
M. Ferreira Fonseca, C. Sa, J. Farinha, R. Marinheiro, T. Duarte, R. Rodrigues, Q. Rato, R. Caria (Setubal, PT)
- A very unusual electrocardiographic presentation of Takotsubo Syndrome: 25 mm ST-segment elevation. P485  
I. Passarelli, R. Totaro, S. Mauri, V. Crescio, M. Wu, S. Leonardi, C. Raineri, R. Camporotondo, M. Gnechi, G.M. De Ferrari (Pavia, IT)
- Multiple complications of stress-induced cardiomyopathy with fatal outcome. P486  
A. L. Volkova, V. A. Bykov, N. L. Bayandin, O. V. Averkov, O. A. Shapsigova, G. N. Mednikov (Moscow, RU)
- Thrombi in left ventricle complicating ACS - to treat or not to treat? P487  
T. Pern (Tallinn, EE)
- Takotsubo cardiomyopathy as an acute form of microvascular angina. P488  
I. A. Leonova, S. Boldueva, M. Ryzhykova (St-Petersburg, RU)
- Takotsubo cardiomyopathy with significant coronary stenoses as a complication of permanent single-chamber pacemaker implantation. P489  
F. Imperadore, G. Musuraca, D. Vilianni, D. Ermacora (Rovereto, IT)
- High risk staged LM PCI and transaortic TAVR with bridge to recovery VA-ECMO support. P490  
E. Elmann (Hackensack, US)
- A rare case of recurrent myocarditis complicated with renal infarction. P491  
D. H. Neves Sebaiti (Almada, PT)

#### General Acute Coronary Syndrome

- Exploring ECG patterns predictive of chest pain due to coronary microvascular dysfunction in emergency department (ED) patients. P492  
B. Safdar, O. Felton, G. D'onofrio, J. Dziura, M. Stolar, A. Sinusas, M. Marieb (New Haven, US)
- Demographics of acute myocardial infarction: experience at a non-PCI (percutaneous coronary intervention) center in Middle East. P493  
K. B. Naeem, N. Abdulrazzaq (Dubai, AE)
- Short and long-term mortality of patients presenting with major bleeding to the emergency department. the massa-carrara propensity matched community hospital cohort study. P494  
A. Conti, F. Finizola, I. Bogazzi, N. Renzi, G. Bini, A. Tognarelli, D. Molesti, F. Frosini, S. Vanni, A. Bertini (Massa, Lucca, Florence and Livorno, IT)
- Is extrasystolic arrhythmia the risk factor of arterial thromboembolism? P495  
O. A. Germanova, N.N. Kryukov, A.V. Germanov (Samara, RU)
- The initial level of platelet aggregation and some endothelium biomarkers at the patients with arterial hypertension complicated with non-ST-elevated myocardial infarction. P496  
D. Shorikova, E. Shorikov, O. Andrusyak (Chernivtsy, UA)
- Ticagrelor vs clopidogrel: real life data. P497  
J. Ponte Monteiro, J.A. Sousa, M. Neto, R. Rodrigues, N. Santos, M. Gomes Serrao, P. Faria, D. Freitas (Funchal, PT)
- Safety and efficacy of low molecule weight heparin bridging therapy in surgical valve replacement. P498  
K. Czerwinska, P.P. Buszman, M. Cisowski, A. Bochenek, K. Kocot, P.P. Kunik, A. Trznadel, J. Brackowski, P. Poltowski, P.E. Buszman (Katowice, PL)

- The impact of CYP4F2 rs3093135 TT variant on bleeding and thrombosis in dual antiplatelet therapy users. P499  
R. Norvilaite, D. Kreckauskas, V. Tatarunas, N. Kupstyte, V. Lesauskaite (Kaunas, LT)
- Cardioembolic stroke in anticoagulated patients with non-valvular atrial fibrillation: a retrospective study. P500  
F. Montenegro Sa, L. Santos, R. Carvalho, C. Ruivo, F. Mota Tavares, A. Antunes, J. Morais (Leiria, PT)
- Coronary artery disease prognostic model for among young and middle age women, including traditional, biochemical and genetic factors. P501  
I. A. Leonova, V. Feoktistova, S. Boldueva, O. Sirotkina (St-Petersburg and Saint-Petersburg, RU)
- Periprocedural myocardial infarction and bleeding risk with different loading doses of p2Y12 inhibitors in elective percutaneous coronary intervention. P502  
J. Piqueras Flores, A. Jurado Roman, M.T. Lopez Lluva, I. Sanchez Perez, P. Perez Diaz, R. Maseda Uriza, J.A. Requena Ibanez, R. Frias Garcia, J. Martinez Del Rio, F. Lozano Ruiz Poveda (Ciudad Real, ES)
- What risk factors influence vitamin K antagonists overdose? P503  
P. Serpytis, R.S. Samalavicius, S. Glaveckaite, R. Serpytis, M. Lizaitis (Vilnius, LT)
- Initial arterial blood levels of c-reactive protein have prognostic information in patients admitted with suspected STEMI. P504  
L. Obling, M. Frydland, O.K. Moeller-Helgestad, L. Holmvang, L.O. Jensen, J. Kjaergaard, J.E. Moeller, C. Hassager (Copenhagen and Odense, DK)
- The incidence of traditional risk factors in young patients with acute coronary syndrome. P505  
I. Ponomarenko, I.P. Ponomarenko, I. Sukmanova (Barnaul, RU)
- Diastolic dysfunction in patients with myocardial infarction and preserved left ventricular ejection fraction. P506  
T. Pecherina, N. Fedorova, A. German, A. Chernobay, V. Karetnikova, O. Polykutina, V. Kashtalap, O. Barbarash, E. Zhuravleva (Kemerovo, RU)
- Diagnosis of acute myocardial infarction in patients presenting with right bundle branch block. P507  
T. Nestelberger, P. Badertscher, J. Boeddinghaus, R. Twerenbold, J. Du Fay De Lavallaz, C. Puelacher, N. Kozhuharov, N. Schaerli, T. Reichlin, C. Mueller (Basel, CH)
- The relation between fragmented QRS morphology and occurrence of coronary atherosclerosis. P508  
B. Stavileci, Z. L. Koldas, R. Enar (Istanbul, TR)
- Mitral regurgitation and acute left ventricular failure in patients with acute myocardial infarction. P509  
M.A. Osadchuk, V.A. Kim, K.S. Solodenkova, V.A. Slepukhina, A.R. Babaeva (Moscow and Volgograd, RU)
- Evaluation of left ventricle diastolic dysfunction in the manifestation of acute heart failure in acute coronary syndrome. P510  
A.R. Babaeva, V.A. Slepukhina, S.I. Davidov, K.S. Solodenkova, M.A. Osadchuk (Volgograd and Moscow, RU)
- Three vessel coronary artery disease revealed by pseudoinfarction pattern due to severe diabetic ketoacidosis with hyperkalaemia. P511  
L. Graca Santos, F. Montenegro Sa, C. Ruivo, R. Ribeiro Carvalho, S. Pernencar, J. Guardado, J. Morais (Leiria, PT)
- Prehospital treatment in patients with suspected myocardial infarction - a real world observation. P512  
N. Soerensen, J. T. Neumann, N. Ruebsamen, F. Ojeda, M. Karakas, T. Zeller, S. Blankenberg, D. Westermann (Hamburg, DE)
- Doxycycline therapy and markers of degradation of extracellular collagen matrix in patients with acute primary anterior STEMI. P513  
M.A.R.I.A. Kercheva, T. Ryabova, A. Gusakova, T. Suslova, V. Ryabov (Tomsk, RU)
- Prior therapy with acetilsalicylic acid will be a protective factor in the time of coronary syndrome? P514  
J.A. Da Conceicao Pedro Pais, B. Picarra, R.A. Guerreiro, M. Carrington, A.R. Santos, K. Congo, D. Bras, J. Carvalho, J. Aguiar (Evora, PT)
- Impact of chronic antiplatelet therapy on in-hospital outcomes in patients hospitalised with acute myocardial infarction. P515  
J. Campodonico, N. Cosentino, V. Milazzo, M. Rubino, E. Assanelli, E. Chiorino, M. Moltrasio, I. Marana, G. Marenzi (Milan, IT)
- Predictors of newer P2Y12 inhibitors prescription at discharge in a contemporary cohort of patients with acute coronary syndrome. P516  
A.I. Rodriguez Serrano, P.J. Flores Blanco, F. Cambronero Sanchez, M. Gomez Molina, E. Guerrero Perez, J.A. Giner Caro, A. Lova Navarro, G. Leithold, J.R. Gimeno Blanes, S. Manzano Fernandez (Murcia and Cartagena, ES)
- Persistence with ticagrelor as part of dual antiplatelet therapy in Russian acute coronary syndrome patients during 1 year (STREAM study). P517  
E. V. Oshchepkova, O. Apanova (Moscow, RU)
- Does level of myocardial injury differ between primary angioplasty patients loaded with clopidogrel then shifted to ticagrelor and the ones loaded and continued on ticagrelor? P518  
N. Ozyuncu, H. Goksuluk, T.S. Tan Kurklu, Y. Atmaca, C. Erol (Ankara, TR)
- Are all glycoprotein IIb/IIIa inhibitors the same in ST segment elevation myocardial infarction? P519  
D. Bento, N. Marques, J. Guedes, D. Carvalho, J. Amado, W. Santos, P. Gago, J. Mimoso, I. Jesus (Faro, PT)
- Clinical outcomes of clopidogrel versus ticagrelor in real-world elderly patients with acute coronary syndrome. P520  
L. Fan, A. Shabbir, S. McLure, J. Lam, N. Spyrou (Reading, GB)
- Use of new antiplatelet drugs in female patients with acute coronary syndrome in the real world. P521  
A. Garcia Guerrero, P. Caravaca Perez, P. Ruiz Garcia, N. Garcia Gonzalez, M. Garcia Del Rio, J. Cortes Cortes, T. Seoane Garcia, M. Almendro Delia, R. Hidalgo Urbano, J.C. Garcia Rubira (Seville, ES)
- Eptifibatid is more effective than other glycoprotein IIb / IIIa inhibitors in ST segment elevation myocardial infarction in real life. P522  
D. Bento, N. Marques, J. Guedes, D. Carvalho, J. Amado, W. Santos, P. Gago, J. Mimoso, I. Jesus (Faro, PT)

# Sunday 4 March 2018

## POSTER SESSION 4

- Prognostic impact of use of new antiplatelet drugs in female patients with acute coronary syndrome. P523  
A. García Guerrero, P. Caravaca Perez, P. Ruiz García, N. García Gonzalez, T. Seoane García, M. García Del Río, J. Cortes Cortes, M. Almendro Delia, R. Hidalgo Urbano, J.C. García Rubira (Seville, ES)
- Prevention of sudden cardiac death after myocardial infarction by using of physical and cardiorespiratory training. P524  
I. A. Leonova, I. Yarmosh, M. Samokhvalova, S. Boldueva, N. Suvorov (St-Petersburg, RU)
- Impact of diabetes mellitus on cardiopulmonary capacity in patients with ischemic heart disease. P525  
N. G. Uribe Heredia, R. Arroyo-Espliguero, L.G. Piccone Saponara, H. Alvaro Fernandez, M. Viana Llamas, B. García Magallon, M.A. San Martín Gomez, E. Diaz Caraballo, S. García Ortego, J. Balaguer Recena (Guadalajara and Ciudad Real, ES)
- Clinical and analytical predictors of infection diagnosis in patients hospitalised for acute myocardial infarction in the coronary intensive care unit. P526  
D. Candeias Faria, J. Bicho Augusto, M. Borges Santos, D. Roque, L. Brizida, C. Morais (Amadora, PT)
- Biomarkers**
- Kinetic of high-sensitivity cardiac troponin T in patients with non ST-segment elevation myocardial infarction. P527  
R. Spoladore, V. Pazzanese, G. Fragasso, M. Oppizzi, C. Ballarotto, M. Slavich, A. Colombo, A. Margonato (Milan, IT)
- Cytokine and adipokine profiles of adipocytes patients with coronary artery disease. P528  
O. Gruzdeva, O. Barbarash, E. Uchasova, Y. Dyleva, D. Borodkina, O. Akbasheva, L. Antonova, V. Matveeva, E. Belik, S. Ivanov, V. Karetnikova, A. Kokov (Kemerovo and Tomsk, RU)
- Inflammatory markers in patients with acute coronary syndrome. P529  
N.A. Musikhina, T.I. Petelina, A.I. Kostousova, U.A. Sharoyan (Tyumen, RU)
- Growth differentiation factor 15 and primary ventricular fibrillation prognosis in stemi. P530  
C. García-García, T. Oliveras, F. Rueda, C. Labata, M. Ferrer, J. Serra-Flores, O. De Diego, J. Serra, J. Lupon, A. Bayes-Genis (Badalona, ES)
- MicroRNA footprint in non-ST-segment elevation myocardial infarction. Comparison of the acute and 1-year follow-up pattern. P531  
M. Pujol-Lopez, L. Ortega-Paz, A. Mompeon, M. Garabito, S. Brugaletta, C. Hermenegildo, M. Sabate, A.P. Dantas (Barcelona and Valencia, ES)
- Inflammatory markers in patients with isolated and non isolated coronary artery ectasia. P532  
D. Araiza Garaygordobil, E.A. Illescas-Gonzalez, J.A. Cornejo-Guerra, C. Martinez-Sanchez, J.L. Briseno-De-La-Cruz, F. Azar-Manzur, A. Arias-Mendoza (Mexico City, MX)
- Prognostic implications of stress glycaemia, glycosylated hemoglobin and glycoregulation in patients with acute coronary syndrome. P533  
M. Vavlukis, B. Pocesta, E. Shehu, H. Taravari, I. Kotlar, I. Bojovski, F. Janusevski, D. Kitanoski, S. Kedev (Skopje, MK)
- B-type natriuretic peptide as predictor of in-hospital mortality in acute coronary syndrome in the presence of renal dysfunction, obesity and advanced age. P534  
S. Aguiar Rosa, A. Timoteo, R. Cruz Ferreira (Lisbon, PT)
- Is b-type natriuretic peptide a good predictor of heart failure in context of acute coronary syndrome? P535  
S. Aguiar Rosa, A. Timoteo, R. Cruz Ferreira (Lisbon, PT)
- Role of new biomarkers in prognosis of acute kidney injury in patients with acute myocardial infarction. P536  
Y.V. Hilova, I.R.Y.N.A. Vyshnevskaya, O.V. Petyunina, M.P. Kopytsya, J.V. Rodionova (Kharkiv, UA)
- Soluble ST2 and adverse left ventricular remodeling in patients with acute myocardial infarction with ST segment elevation. P537  
M. Kercheva, T. Ryabova, T. Suslova, A. Gusakova, V. Ryabov (Tomsk, RU)
- Impact of acute and chronic glycemia on acute kidney injury in diabetic patients hospitalised with acute myocardial infarction. P538  
J. Campodonico, N. Cosentino, V. Milazzo, M. De Metro, M. Rubino, E. Assanelli, A. Dalla Cia, R. Manfrini, G. Marenzi (Milan, IT)
- Role of novel biomarkers of renal injury in patients with st segment elevation myocardial infarction. P539  
Y.V. Hilova, I.R. Vyshnevskaya, O.V. Petyunina, M.P. Kopytsya (Kharkiv, UA)
- Biochemical markers in the prognosis of the development of unstable angina in patients after coronary angioplasty and stenting. P540  
T.I. Petelina, N.A. Musikhina, N.A. Galeeva, U.A. Sharoyan, A.I. Kostousova (Tyumen, RU)
- Genetic mutations of thrombosis in patients with acute coronary syndrome at a young age. P541  
I. Ponomarenko, I. Sukmanova (Barnaul, RU)
- Peak creatine kinase and cardiac troponin I levels and dual time point myocardial SPECT CT. P542  
P.M. Haller, C. Farhan, E. Piackova, B. Jaeger, P. Knoll, J. Wojta, A. Kiss, B.K. Podesser, K. Huber, S. Mirzaei (Vienna, AT)
- Obesity - Knowing to better prevent. P543  
C. Mota, A. Lourenco, A. Silva, M. Fonseca, T. Duarte (Setubal, PT)
- Haptoglobin as a prognostic biomarker in patients with acute coronary syndrome. P544  
M. Ferreira Fonseca, C. Sa, R. Marinheiro, R. Rodrigues, T. Duarte, R. Caria (Setubal, PT)
- The relationship of testosterone level with the indicators of mineral and bone metabolism and lipid profile in male patients with chronic coronary artery disease. P545  
V. Kashtalap, O.L. Barbarash, M.V. Zykov, O.N. Hryachkova (Kemerovo, RU)

# Sunday 4 March 2018

## POSTER SESSION 4

- Relationship between biomarkers of myocardial remodelling and diastolic dysfunction in patients with myocardial infarction. P546  
T. Pecherina, N. Fedorova, A. German, A. Chernobay, V. Karetnikova, O. Gruzdeva, V. Kashtalap, O. Barbarash, E. Zhuravleva, O. Polykutina (Kemerovo, RU)
- Toll-like receptor expression and mortality in critical ill patients. P547  
M. Lenz, K. Krychtiuk, D. Draxler, S. Kastl, A. Niessner, J. Wojta, G. Heinz, W. Speidl (Vienna, AT)
- ### Prognosis
- Predictors for outcome in patients with Type 2 myocardial infarction. P548  
J. T. Neumann, N. Soerensen, N. Ruebsamen, F. Ojeda, T. Zeller, M. Karakas, S. Blankenberg, D. Westermann (Hamburg, DE)
- Frailty, independent marker of short-term adverse events in elderly patients with acute coronary syndrome. P549  
P. Caravaca, A. Garcia Guerrero, J. Cortes Cortes, P. Villar Calle, N. Garcia Gonzalez, B. Lorenzo Garcia, M. Chaparro Munoz, A. Recio Mayoral (Seville, ES)
- Mortality predictors in patients with ST elevation myocardial infarction with quick reperfusion. P550  
J. Ponte Monteiro, J. A. Sousa, M. Neto, R. Rodrigues, N. Santos, M. Gomes Serrao, P. Faria, B. Silva, D. Freitas (Funchal, PT)
- Bleeding events to the emergency department: the tuscany population based cohort study. P551  
A. Conti, F. Finizola, N. Renzi, G. Bini, I. Bogazzi, G. Pepe, M. Santini, L. Spisni, M. Pastorelli, S. Catarzi (Massa, Viareggio - Lucca, Pisa, Pontedera and Siena, IT)
- Incidence and adverse outcomes of patients with major haemorrhage to the emergency department. the massa-carrara propensity matched community hospital cohort study. P552  
A. Conti, F. Finizola, I. Bogazzi, A. Tognarelli, G. Bini, N. Renzi, M. Mazzucchelli, S. Vanni, A. Cipriano, L. Spisni (Massa, Florence, Pisa and Pontedera, IT)
- Predictors of major bleeding in a large population based study in the real life. case load of patients presenting to the emergency department. P553  
A. Conti, F. Finizola, N. Renzi, G. Bini, G. Pepe, F. Frosini, M. Santini, P. Chiaradia, L. Spisni, S. Vanni (Massa, Viareggio - Lucca, Pisa, Pontedera and Florence, IT)
- Predictors of adverse outcome in patients presenting with major bleeding to the emergency department. a multicenter population based study. P554  
A. Conti, G. Bini, N. Renzi, F. Finizola, I.C. Bogazzi, S. Vanni, M. Santini, G. Pepe, M. Pastorelli, L. Spisni (Massa, Florence, Pisa, Viareggio - Lucca, Siena and Pontedera, IT)
- Prognostic value of hyperglycaemia and inflammation in patients with acute coronary syndrome. P555  
Z.H. Cherneva, M. Gospodinova, R. Cherneva, S. Denchev (Sofia, BG)
- Two-year outcomes in patients with postprandial hyperglycemia newly diagnosed after percutaneous coronary intervention in acute coronary syndrome. P556  
Y. Konishi, K. Sakurai, K. Iwamiya, Y. Takakatsu, Y. Hada, K. Azegami, T. Ashikaga, K. Hirao (Kawasaki-Shi and Tokyo, JP)
- Long-term survival of patients underwent postinfarction left ventricular free wall rupture repair: a 17-year single centre experience. P557  
F. Formica, S. D' Alessandro, M. Mariani, F. Sangalli, L.A. Messina, L. Avalli (Monza, IT; Enschede, NL)

# Monday 5 March 2018

## MORNING SESSIONS

09:00 - 10:00

Case-Based Symposium

Brown Halls 3

### Acute problems in structural heart diseases

Chairpersons: **A. M. A. Magdy (Cairo, EG); S. Price (London, GB)**

<b>09:00</b>	Pulmonary oedema in structural heart disease: how to diagnose and treat? O. Fabrizio Giovanni (Milano, IT)	558
<b>09:15</b>	Native infective endocarditis. A. Sambola Ayala (Barcelona, ES)	559
<b>09:30</b>	TAVR: what the general cardiologist needs to know. H. Thiele (Leipzig, DE)	560
<b>09:45</b>	Peripartum cardiomyopathy: current management and future perspectives. J. Bauersachs (Hannover, DE)	561

09:00 - 10:00

Main Session

Amber Halls 3-4

### Everyday problems in Intensive Cardiac Care Unit

This programme is supported by Portola Pharmaceuticals, Inc in the form of an educational grant. The scientific programme has not been influenced in any way by its sponsor.

Chairpersons: **S. De Servi (Pavia, IT); R. Leto (Hasselt, BE)**

This session intends to cover in particular the following learning objectives:

- Epidemiology and prognosis of bleeding in patients in the CCU
- State of the art recommendations on management of acute bleeding and bleeding minimisation strategies
- Indication to reversal of OAC, including Non Vitamin K oral anticoagulants

<b>09:00</b>	Management of acute bleeding with old and new oral anticoagulants. J. Stepinska (Warsaw, PL)	562
<b>09:15</b>	Understanding troponin elevation in the Intensive Cardiac Care Unit. C. E. Mueller (Basel, CH)	563
<b>09:30</b>	Optimise filling status in the presence of myocardial dysfunction: an integrated assessment. G. Tavazzi (Pavia, IT)	564
<b>09:45</b>	Management of hyperglycemia in the Intensive Cardiac Care Unit. S. Savonitto (Lecco, IT)	565

09:00 - 10:00

Debate Session

Amber Halls 1-2

### Multi-disciplinary care in acute cardiovascular disease: what have I missed?

Chairpersons: **T. Quinn (London, GB); M. Lettino (Milano, IT)**

How to optimise acute treatment strategies by promoting interdisciplinary dialogue and bridging together specialists of different background.

<b>09:00</b>	Efficient triage in the Emergency Department Case presentation. A.E. Engstrom (Rotterdam, NL)	566
<b>09:06</b>	Efficient triage in the Emergency Department Science & evidence. N. J. McKenna (Belfast, GB)	567
<b>09:13</b>	Efficient triage in the Emergency Department Challenges & discussion. A. Khoury (Besancon, FR)	568
<b>09:20</b>	Post MI secondary prevention, getting it right first time Case presentation. S. Aguiar Rosa (Lisbon, PT)	569
<b>09:26</b>	Post MI secondary prevention, getting it right first time Science & evidence. C. S. Jennings (London, GB)	570
<b>09:33</b>	Post MI secondary prevention, getting it right first time Challenges & discussion. S. Halvorsen (Oslo, NO)	571
<b>09:40</b>	Dealing with end of life in the acute setting Case presentation. C. Panico (Rozzano, IT)	572
<b>09:46</b>	Dealing with end of life in the acute setting Science & evidence. D. Fitzsimons (Belfast, GB)	573
<b>09:53</b>	Dealing with end of life in the acute setting Challenges & discussion. D. Pini (Rozzano, IT)	574

# Monday 5 March 2018

## MORNING SESSIONS

09:00 - 10:00

Special Session

Suite 1

### Preparatory session for the ACCA certification exam

**Chairpersons: J. A. Barrabes (Barcelona, ES); S. Gevaert (Gent, BE)**

Learning Objectives: To provide the audience with a description of Level I and Level II ACCA certification process. To familiarise the attendees with the format of ACCA exam for Level I certification

**09:00** Preparatory session for the ACCA certification exam. 575  
S. Gevaert (Gent, BE); J. A. Barrabes (Barcelona, ES)

09:00 - 10:30

How-to Session

Suite 2

### ACCA School - Pacemaker - Implantable Cardiac Devices

**Chairpersons: E. De Maria (Carpi, IT)**

Understand the basics of CIEDS (Cardiovascular Implantable Electronic Devices) from circuitry and functioning to learn how to do a pacemaker analysis, managing the most common acute clinical situations involving patients implanted with PM/ICD (clinical cases and simulations: loss of capture in a PM dependent patient, lead failure, arrhythmic storm, syncope etc).

10:00 - 11:00

Moderated Posters

Moderated Poster Area A

### Moderated Poster Session 9 - Imaging/Intervention/Devices

**Chairpersons: S. Price (London, GB); A. M. A. Magdy (Cairo, EG)**

Posters will be on display in the poster area from 09:00 to 12:30. During the session (from 10:00 to 11:00), each presenter will have to summarise their research within 4 minutes and then address questions from the chairpersons and audience. Presenters are in competition for the best presentation award.

- |              |  |     |
|--------------|--|-----|
| <b>10:00</b> | The prevalence of coronary anomalies in a single center of Korea: origination, course, and termination anomalies of aberrant coronary arteries detected by ECG gated cardiac MDCT.<br>J. Namgung, J.W. Hwang, J.J. Kwak, S.U. Kwon, J.H. Doh, S.Y. Lee (Goyang, KR)  | 576 |
| <b>10:06</b> | Regional two dimensional strain analysis compared to visual regional wall motion abnormality assessment in non ST elevation acute coronary syndrome.<br>D. Lovric, M. Pasalic, K. Gasparovic, V. Reskovic Luksic, D. Dosen, J. Ljubas Macek, Z. Ostojic, M. Brestovac, J. Separovic Hanzevaccki (Zagreb, HR) | 577 |
| <b>10:12</b> | Estimation of pulmonary capillary wedge pressure by transthoracic echocardiography in mechanically ventilated patients: comparison tissue doppler imaging with color M mode doppler propagation flow.<br>N. Ouazani, H. Lu, J. Hsu, J. Teuteberg, C. Hill (Palo Alto, US)                                    | 578 |
| <b>10:18</b> | Infections of cardiovascular implantable electronic devices: is there any role for a conservative management?<br>R. Totaro, R. Rordorf, A. Vicentini, S. Savastano, B. Petracci, A. Sanzo, A. Di Matteo, S. Leonardi, R. Camporotondo, G. De Ferrari (Pavia, IT)   | 579 |
| <b>10:24</b> | Hemodynamic impact of a new pulsatile mechanical circulatory support in high risk coronary stenting.<br>M. Bastos, J. Daemen, N. Van Mieghem (Rotterdam, NL)   | 580 |
| <b>10:30</b> | High risk left main/LAD PCI coronary stenting using left radial artery access and Impella 5.0 Id abiomed support: a case for direct aortic access.<br>E. Elmann (Hackensack, US)   | 581 |
| <b>10:36</b> | Left atrial mass formation after percutaneous coronary intervention in a patient with prior coronary bypass graft surgery.<br>F. Giacomazzi, L. Testa, L. Menicanti, V. Galuppo, M. Lombardi, O. Riccardi, R. Tramarin (San Donato Milanese and San Donato Milanese, IT)                                     | 582 |
| <b>10:48</b> | Single center experience in the acute management of septic patients with hemodynamic instability caused by low HR and requiring cardiac pacing.<br>N. Bakhtadze, O. Ornago, C. Pandini, N. Ashofair, R. Griner, A. Kheir, M. Manfredi, P. Peci, C. Piemonti, S. Todd (Ponte San Pietro, IT)                  | 584 |
| <b>10:54</b> | Pacemaker guided pharmacological treatment of glossopharyngeal neuralgia with syncope introduction.<br>A. Marques, D. Caldeira, A.C. Gomes, S. Alegria, A.R. Pereira, S. Almeida, R. Miranda, L. Brandao, I. Joao, H. Pereira (Almada, PT)   | 585 |

# Monday 5 March 2018

## MORNING SESSIONS

10:00 - 11:00	Moderated Posters	Moderated Poster Area B
---------------	-------------------	-------------------------

### Moderated Poster Session 10 - Acute Coronary Syndromes and others

**Chairpersons: J. Stepinska (Warsaw, PL); To be announced**

Posters will be on display in the poster area from 09:00 to 12:30. During the session (from 10:00 to 11:00), each presenter will have to summarise their research within 4 minutes and then address questions from the chairpersons and audience. Presenters are in competition for the best presentation award.

<b>10:00</b>	Advanced clinical simulation: new skills for critical care training. P. Jorge Perez, B. Darias Delbey, M. Alonso Mesa, J. Ballesteros Ruiz Benitez De Lugo, Y.E.R.A.Y. Cabrera, J. Cabrera Rivero, M.M. Martin Cabeza, M.J. Garcia Gonzalez, J.J. Ferrer Hita, A. Alarco Hernandez (Santa Cruz de Tenerife, ES)	586
<b>10:06</b>	Female sex is an independent risk factor for coronary microvascular dysfunction (CMD) in patients presenting to emergency department with chest pain. B. Safdar, C. Johnson, J. Dziura, R.R. Russell, G. D'onofrio, A. Sinusas (New Haven and Providence, US)	587
<b>10:12</b>	Thrombopoietin and platelet function in patients with ST segment elevation myocardial infarction undergoing percutaneous coronary intervention. L. Malinova, N. Furman, P. Dolotovskaya, N. Puchinyan, T. Denisova (Saratov, RU)	588
<b>10:18</b>	Glycated hemoglobin levels and acute coronary syndromes an useful predictor of clinical outcome? J. Ferreira, J. Milner, P. Alves, V. Marinho, C. Domingues, M. Santos, S. Monteiro, P. Monteiro, R. Baptista, M. Pego (Coimbra, PT)	589
<b>10:24</b>	Identifying AMI in the prehospital phase: Point of care troponin greatly improves the diagnostic and prognostic predictions of Prehospital ECG's. C. Stengaard, J.T. Sorensen, S.A. Ladefoged, C.K. Pedersen, M.B. Rasmussen, A. Ayer, H.E. Botker, C.J. Terkelsen, K. Thygesen (Aarhus, DK)	590
<b>10:30</b>	Antiplatelet effects and pharmacokinetics of uncrushed and crushed ticagrelor after semi urgent CABG. H. Peperstraete, W. Vandenberghe, K. Devreese, F. De Somer, S. Gevaert (Ghent, BE)	591
<b>10:36</b>	Prognostic use of soluble fms like tyrosine kinase 1 and placental growth factor in patients with coronary artery disease. C. Sinning, E. Zengin, R. Schnabel, T. Zeller, M. Seiffert, H. J. Rupprecht, K. J. Lackner, S. Blankenberg, C. Bickel, D. Westermann (Hamburg, Rüsselsheim, Mainz and Koblenz, DE)	592
<b>10:42</b>	Predictors of late cardiogenic shock and its prognostic impact in patients with ST elevation myocardial infarction. L. Savic, I. Mrdovic, M. Asanin, G. Krljanac, R. Lasica, D. Rajic, B. Kastel (Belgrade, RS)	593
<b>10:48</b>	Assessment of PCI performing decision validity by appropriate use criteria for coronary revascularisation in patients with ACS in Russia. A. Kiselev, Y. Popova, O. Posnenkova, O. Sagaydak, A. Korotin, E. Genkal, V. Gridnev, P. Dovgalevsky (Saratov and Moscow, RU)	594
<b>10:54</b>	Temporal trends and improvements of prognosis following non ST elevation myocardial infarction, 2003 2014. J. M. Garcia Acuna, C. Abou Jokh Casas, N. Lopez Canoa, P. Antunez, A. Roman Rego, P. Rigueiro Veloso, M. Pedreira Perez, A. Martinez Gomez, B. Cid, D. Iglesias, J.R. Gonzalez Juanatey (Santiago de Compostela, ES)	595

11:00 - 12:30	Main Session	Brown Hall 3
---------------	--------------	--------------

### Open questions in patients with NSTEMACS

**Chairpersons: M. Moeckel (Berlin, DE); P. Tricoci (Durham, US)**

<b>11:00</b>	Very early invasive strategy in NSTEMACS: for whom? H. Thiele (Leipzig, DE)	596
<b>11:22</b>	NSTEMACS with non obstructive coronary artery disease: so what? D. Adlam (Loughborough, GB)	597
<b>11:45</b>	Long treatment after NSTEMACS: what is really needed? M. Lettino (Milano, IT)	598
<b>12:07</b>	What to do in the frail patient with NSTEMACS? E. Swahn (Linkoping, SE)	599



# Monday 5 March 2018

## MORNING SESSIONS

11:00 - 12:30

How-to Session

Amber Halls 3-4

### General intensive care in the cardiac patient: Update 2018

This programme is supported by Portola Pharmaceuticals, Inc in the form of an educational grant. The scientific programme has not been influenced in any way by its sponsor.

**Chairpersons: E. Bonnefoy-Cudraz (Bron, FR); S. Gevaert (Gent, BE)**

This session intends to cover in particular the following learning objectives:

- Prediction and importance of VTE prevention in critically ill patients
- Individualised Strategies for VTE prevention and real world scenarios
- Evidence supporting different anticoagulation strategies

11:00	Management of hemorrhagic shock in the cardiac patient. B. J. Hunt (London, GB)	600
11:20	Surviving severe sepsis in the Intensive Cardiac Care Unit: what's new? M. Antonelli (Rome, IT)	601
11:40	How to deal with cardiovascular drugs poisoning. B. Megarbane (Paris, FR)	602
12:00	Evidence supporting different anticoagulation strategies for VTE prevention. J. A. C. Morais (Leiria, PT)	603
12:20	Endothelial dysfunction in resuscitated cardiac arrest (ENDO RCA): Safety and efficacy of low dose prostacyclin administration in post cardiac arrest syndrome patients. A. S. Pettersson Meyer, P. I. Johansson, J. Kjaergaard, M. Frydland, M. Meyer, J. H. Thomsen, C. Wiberg, C. Hassager, S. R. Ostrowski (Copenhagen, DK)	604

11:00 - 12:30

Symposium

Amber Halls 1-2

### Out of hospital cardiac arrest 2018: an update

**Chairpersons: C. J. M. Vrints (Edegem, BE); N. Grieco (Milano, IT)**

11:00	Pre hospital handling of the OHCA patient. P. Goldstein (Lille Cedex, FR)	605
11:22	When should eCPR be considered - a case based presentation. J. Belohlavek (Praha 2, CZ)	606
11:45	Post resuscitation syndrome. C. Hassager (Copenhagen, DK)	607
12:07	In hospital handling of the out of hospital cardiac arrest patient 2018. S. Price (London, GB)	608

11:00 - 12:30

Case-Based Symposium

Suite 1

### Septic shock

**Chairpersons: J. Stepinska (Warsaw, PL); G. Tavazzi (Pavia, IT)**

11:00	Update in the diagnosis of the septic shock. To be announced	609
11:22	Update in the treatment of the septic shock. To be announced	610
11:45	Patient with left ventricle dysfunction in septic shock. F. Rigamonti (Geneva, CH)	611
12:07	Patient with valvular disease in septic shock. A. Sambola Ayala (Barcelona, ES)	612

11:00 - 12:30

How-to Session

Suite 2

### ACCA School - Pacemaker - Implantable Cardiac Devices

**Chairperson: E. De Maria (Carpi, IT)**

Understand the basics of CIEDS (Cardiovascular Implantable Electronic Devices) from circuitry and functioning to learn how to do a pacemaker analysis, managing the most common acute clinical situations involving patients implanted with PM/ICD (clinical cases and simulations: loss of capture in a PM dependent patient, lead failure, arrhythmic storm, syncope etc).

# Monday 5 March 2018

## AFTERNOON SESSIONS

12:45 - 13:45

Special Session

Amber Halls 3-4

### Highlights from Acute Cardiovascular Care 2018 & Closing Ceremony

Chairpersons: **K. Huber (Vienna, AT); M. Lettino (Milano, IT); S. Price (London, GB)**

<b>12:45</b>	Acute and interventional cardiology including antithrombotic strategie. C. P. Gale (Leeds, GB)	613
<b>12:55</b>	Heart failure, shock and imaging. To be announced	614
<b>13:05</b>	Rhythmology, risk factors, and prevention. To be announced	615
<b>13:15</b>	Non coronary challenges in acute cardiovascular care. C. Hassager (Copenhagen, DK)	616
<b>13:25</b>	Invitation to Acute Cardiovascular Care 2019. S. Price (London, GB)	617
<b>13:35</b>	Closing remarks from ACCA. M. Lettino (Milano, IT)	618

# Monday 5 March 2018

## POSTER SESSION 5

09:00 - 12:30

Poster Sessions

Poster Area

### Poster Session 5 - Pulmonary embolism, Arrhythmias and Sudden Cardiac Death, Imaging, Acute Aortic Syndrome

Posters to be on display between 09:00 - 12:30. Poster viewing tours and discussion questions: during the coffee break from 10:00 to 11:00. Presenters are required to be by their poster in order to discuss the poster with the audience. Poster removal from 12:30 to 13:00.

#### Case Reports

- The heart inside the heart.** P619  
J. Ponte Monteiro, J. A. Sousa, M. Neto, S. Gomes, R. Rodrigues, P. Faria, D. Freitas (Funchal, PT)
- When a red eye hides a severe heart disease.** P620  
A. R. Pereira, A. Marques, S. Alegria, A.C. Gomes, D. Sebaiti, G. Morgado, I. Cruz, A.R. Almeida, I. Joao, H. Pereira (Almada, PT)
- Role of 2-dimensional speckle tracking echocardiography in improving diagnosis of coronary artery stenosis in stable angina pectoris patients.** P621  
M. M. Mohamed Eldeib (Cairo, EG)
- Streptococcus dysgalactiae isolated pulmonary valve infective endocarditis with pulmonary embolism in a newly diagnosed human immunodeficiency patient.** P622  
F. Ahmad, J.P. Low, T. Watson, S. Cox, B. Young (Kuala Lumpur, MY; Singapore, SG; Brisbane, QLD, 4066, AU)
- A cardiac tumour as an incidental finding on transthoracic echocardiography.** P623  
A. Marques, S. Alegria, D. Sebaiti, A.R. Pereira, A.C. Gomes, R. Carvalheira Santos, A.R. Almeida, M.J. Loureiro, I. Joao, H. Pereira (Almada and Vila Franca de Xira, PT)
- Acute ischemic stroke in young woman: what relation with heart?** P624  
C. Domingues, P. Alves, M. Oliveira-Santos, A.V. Marinho, S. Monteiro, F. Goncalves, E. Jorge, P. Donato, M.J. Vidigal Ferreira, M. Pego (Coimbra, PT)
- Recurrent ventricular fibrillation and cardiac arrest in a young male secondary to Brugada ECG pattern induced by hypokalemia.** P625  
W.A.R.K.A.A. Alshamkhani, A.J.A.Z. Yasmeen, S. R. Narayanan (Birmingham, GB; Dubai, AE)
- Cardiac involvement with lymphoma, an unusual presentation.** P626  
J.P. Alves Guimaraes, S. Carvalho, J. Trigo, C. Ferreira, F. Cordeiro, M. Moz, F. Goncalves, J.I. Moreira (Vila Real, PT)
- Bitachycardia revealing myocarditis.** P627  
R. Hammami, S. Charfeddine, A. Zouari, F. Mroua, L. Abid, S. Kammoun (Sfax, TN)
- Indapamide induces RVOT ventricular tachycardia.** P628  
A. Crocamo, F. Boffetti, P. Demola, F. Barocelli, G. Rabia, C. Buffa, M. Calcagnino, F. Grassi, G. Paoli (Parma, IT)
- Intermittent preexcitation causing multiple types of tachyarrhythmias.** P629  
T. Tomoaia, R. Beyer, C.P. Gocan, R. Mada, S. Radutiu, H. Rosianu (Cluj-Napoca, RO)
- Sudden cardiac death (and successful resuscitation) in a patient with persistent left superior vena cava, dilated coronary sinus and wolff-parkinson-white syndrome.** P630  
A. J. Shuttleworth, R. Fisher, S. Ernst, S. Price (London, GB)
- The progression of low-voltage area in left atrium after pulmonary vein isolation in a case of stroke and recurrent atrial fibrillation.** P631  
H. Sato, K. Azegami, T. Yoshitake, S. Iwamiya, Y. Hada, Y. Konishi, K. Sakurai (Kawasaki, JP)
- Syncope after mitral valve replacement -more than an usual atrioventricular block.** P632  
R. Carvalheira Dos Santos, P. Fazendas, S. Alegria, K. Congo, T.R. Velho, A. Marques, R. Pereira, A.R. Almeida, J. Gallego, H. Pereira (Vila Franca de Xira, Almada, Evora and Lisbon, PT)
- Infective endocarditis presenting as complete heart block.** P633  
A. Marques, S. Alegria, G. Morgado, A.C. Gomes, A.R. Pereira, D. Sebaiti, D. Caldeira, S. Almeida, I. Joao, H. Pereira (Almada, PT)
- Sailing in troubled waters: the key role of ECMO circulatory support in arrhythmic storm.** P634  
L. Vicent Alaminos, A. Ayesta, F. Atienza, J. Velasquez, F. Diez Del-Hoyo, C. Devesa, M. Juarez, I. Sousa-Casasnovas, F. Fernandez-Aviles, M. Martinez-Selles (Madrid, ES)
- Cardiac arrest in a patient with fever: a case report.** P635  
S. Alegria, R. Miranda, S. Almeida, A. Marques, C. Gomes, A.R. Pereira, I. Cruz, O. Simoes, L. Brandao, H. Pereira (Almada, PT)
- Arrhythmogenic right ventricular cardiomyopathy -when arrhythmias are difficult to manage.** P636  
D. Carvalho Silva, D. Bento, J. Guedes, P. Azevedo, J. Bispo, T. Mota, N. Marques, W. Santos, R. Candeias, I. Jesus (Faro, PT)
- Intra-aortic balloon pump as a treatment of acute mitral regurgitation.** P637  
E. Fernandez Peregrina, J. Sans Rosello, V.H. Agudelo Montanez, A. Sionis, M. Vila Perales, A. Duran Cambra, M. Vives Borrás (Barcelona, ES)
- Transcatheter aortic valve ventricular migration: an emergency transapical explantation laparoscopic technique.** P638  
C. Goena Vives, D. Rodrigo Carbonero, L. Quintas Ovejero, I. Lluís Serret, R. Garcia Martin, R. Natividad Andres, M. Campana Lazaro, P.M. Montes Orbe, R. Blanco Mata, J.J. Goiti Unibaso (Mendaro and Barakaldo, ES)
- Arrhythmogenic right ventricular dysplasia with virus persistence in myocardium.** P639  
E. Tsoi, V.V. Ryabov, Y.U.V. Rogovskaya, T.M. Ryabova, S.I. Vintzenko, T.A. Shelkovnikova (Tomsk, RU)

### Arrhythmias & Sudden Cardiac Death

- Clinical and demographic differences between patients with positive and negative troponin who consulted with supraventricular tachycardia and thoracic pain in emergency services. P640  
G. Mora, M. Puerta, F. Mendoza (Bogota, CO)
- Usefulness of the martin scale to predict adverse events at 365 days in patients with syncope. P641  
G. Mora (Bogota, CO)
- Characteristics of ventricular arrhythmias in young patients: does age make a difference? P642  
T. Tomoaia, R. Beyer, R. Mada, S. Radutiu, L. Muresan (Cluj-Napoca, RO; Mulhouse, FR)
- Transeosefageal ECHO during taking non-antagonists of vitamin K: excess labor or additional information? P643  
O. Dzhioeva, D.O. Orlov (Moscow, RU)
- Cardioembolic stroke in a population of a district hospital: applicability of STAF score. P644  
R. Carvalho, F. Montenegro, A. Canelas, L. Santos, C. Ruivo, J. Guardado, F. Mota Tavares, C. Fernandes, J. Morais (Leiria, PT)
- The predictors of frequent recurrent atrial fibrillation in patients with arterial hypertension. P645  
T.D. Danilevych, V.P. Ivanov (Vinnitsa, UA)
- Predictors of new-onset atrial fibrillation and atrial fibrillation with rapid ventricular rate during hospitalisation after non cardiac surgery. P646  
A. Marques, A.R. Pereira, S. Alegria, A.C. Gomes, R. Carvalheira Santos, D. Sebaiti, I. Cruz, P. Fazendas, I. Joao, H. Pereira (Almada and Vila Franca de Xira, PT)
- Oesil versus San Francisco -What is the best prognostic evaluation score in patients with syncope? P647  
A. Soeiro, C. Rocha, N. Olivetti, X.F. Rosa, C.D.F. Costa, M.C. Cesar, A.S. Bossa, B. Biselli, T.C.A.T. Leal, M.T. Oliveira Jr (Sao Paulo, BR)
- Depression after a cardiac arrest: an unpredictable issue to always investigate for. P648  
E. Baldi, B. Vanini, A.I. Danza, V. Martinelli, P. Politi, S. Savastano (Pavia, IT)
- Optimising blood pressure treatment goals during targeted temperature management: a method for double-blinded, randomised trials. P649  
J. Grand, A.S. Pettersson, J.E. Moeller, H. Schmidt, C. Hassager, J. Kjaergaard (Copenhagen and Odense, DK)
- AEDs use before EMS arrival: when survival become a matter of law and system. P650  
E. Baldi, S. Savastano, S. Molinari, A.I. Danza, F. Canevari, M. Raimondi, A. Palo, G.A. Iotti, G.M. De Ferrari, L. Oltrona Visconti (Pavia, IT)
- Awareness and knowledge in basic life support and the use of public access defibrillation. P651  
M. Krammel, D. Weidenauer, S. Schnaubelt, M. Winnisch, M. Steininger, T. Hamp, R. Van Tulder, P. Sulzgruber (Vienna, AT)
- Cardiac arrest center, One year experience of the Regional Hospital. P652  
J. Seiner, R. Polasek, P. Ostadal, M. Strejcek, J. Karasek (Liberec and Prague, CZ)
- Targeted temperature management in patients after out-of-hospital cardiac arrest -comparison between intensive cardiac care units and intensive care units. P653  
A. Fojt, R. Kowalik, L. Koltowski, M. Peller, M. Walczewski, B. Sredniawa, J. Stepinska, E. Kremis, A. Swiatkowski, G. Opolski (Warsaw and Zabrze, PL)
- Long-term follow-up of out-of-hospital cardiac arrest survivors: the new challenge of cardiac arrest registries. P654  
S. Savastano, E. Baldi, F. Canevari, A.I. Danza, M. Raimondi, A. Palo, G.A. Iotti, G.M. De Ferrari, L. Oltrona Visconti (Pavia, IT)
- NT-proBNP as a prognostic parameter in patients after cardio-pulmonary resuscitation for out-of-hospital cardiac arrest. P655  
R. Schneider, Z. Bal, L. Klinghammer, S. Achenbach (Erlangen, DE)
- Outcomes of in-hospital versus out-of-hospital cardiac arrest in a tertiary referral center. P656  
E. Lassnig, J. Spiel, K. Danninger, R.K. Binder (Wels, AT)
- Arrhythmic storm after initiating sacubitril/valsartan. P657  
L. Vicent Alaminos, M. Juarez, I. Martin, J. Garcia-Carreno, H. Gonzalez-Saldivar, C. Devesa, I. Sousa-Casasnovas, V. Bruna-Fernandez, F. Fernandez-Aviles, M. Martinez-Selles (Madrid, ES)
- Predicting of sudden cardiac death after myocardial infarction. Role of post-infarction left ventricular remodeling and inflammation features. P658  
I. A. Leonova, E. Bykova, S. Boldueva (St-Petersburg, RU)
- Permanent pacemaker implantation after TAVI: clinical features and percentage of ventricular pacing. P659  
A. Chauca Tapia, I. Noval Morillas, R. Fernandez Rivero, M. Fernandez Garcia, L. Gutierrez Alonso, R. Vazquez Garcia (Cadiz, ES)
- Urgent pacing techniques in the XXI century: a longitudinal retrospective study. P660  
F. Montenegro Sa, C. Ruivo, L. Graca Santos, R. Carvalho, F. Campos Soares, A. Antunes, J. Morais (Leiria, PT)
- Predictors of cardiovascular rehospitalisation in young patients with advanced heart failure after cardiac resynchronisation therapy. P661  
C. Domingues, M. Oliveira-Santos, A.V. Marinho, P. Alves, R.U.I. Baptista, S. Costa, F. Franco, L. Elvas, M.J. Vidigal Ferreira, M. Pego (Coimbra, PT)
- QT prolongation, QT dispersion and ventricular arrhythmias in patients with acute coronary syndrome treated with percutaneous coronary intervention. P662  
I. Kotlar, M. Vavlukis, B. Pocesta, H. Taravari, I. Bojovski, D. Kitanoski, E. Shehu (Skopje, MK)

- Utility of brain regional oxygen saturation monitoring in out-of-hospital cardiac arrest severity and quality cardio pulmonary resuscitation evaluation: A prospective observational cohort study. P663  
K. Nishiyama, T. Ueda, Y. Suitsu, K. Hamanaka, H. Tanaka, M. Shimoto, S. Beppu, S. Ohtsuru, N. Sasahashi, K. Kaoru (Kyoto, JP)
- Magnitude and prognostic utility of ventricular dysfunction in post-cardiac arrest syndrome. P664  
R. Ramos Polo, P. Loma-Osorio Ricon, D. Vinas Fernandez (Girona, ES)
- Post-cardiopulmonary arrest status in intensive care unit: a five years retrospective study. P665  
H. Miranda, F. Goncalves, A. Rafael, C. Gomes, P. Fernandes, C. Gomes, I. Grilo, N. Barros, I. Militao, F. Esteves (Vila Real, PT)
- Cardiologist-only management of deep sedation during emergency cardioversion of atrial fibrillation: the INSTEAD II trial. P666  
G. Stronati, F. Guerra, M. Silenzi, A. Capucci (Aylesbury, GB; Ancona, IT)
- Analysis of the sinus induced arrhythmia patterns. P667  
N. Stepanovs (Riga, LV)
- Pulmonary Embolism, Acute Aortic Syndrome, and Infections**
- Our 16 years experience with complicated infective endocarditis in intensive care unit. P668  
F. Ahmad, S. Cox, S.T. Chan, E. Abdul Rahman, I. Zainal Abidin, M.A. Sadiq (Kuala Lumpur, Pusat Pentadbiran Kerajaan Persekutuan, Presint 7, 62250 Putrajaya, and Selangor, MY; Brisbane, QLD, 4066, AU; Muscat, OM)
- Is syncope a predictor of mortality in acute pulmonary embolism? P669  
R. L. Ploesteanu, A.C. Nechita, C. Delcea, S. Andrucovici, A.M. Andronescu, S.C. Stamate (Bucharest, RO)
- Lactate as a prognostic marker in normotensive patients with acute pulmonary embolism. P670  
R. L. Ploesteanu, A.C. Nechita, C. Delcea, S. Andrucovici, M.M. Baluta, S.C. Stamate (Bucharest, RO)
- Outcome differences between high versus low risk acute pulmonary embolism. P671  
B. Vitola, D. Kigitovica, V. Gibietis, S. Strautmane, A. Skride (Riga, LV)
- SaO<sub>2</sub>/FiO<sub>2</sub> ratio is associated to short-term outcome in acute pulmonary embolism. P672  
J. Simoes, J. Augusto, F. Costa, D. Roque, D. Faria, M. Santos, C. Morais (Amadora, PT)
- Hyperglycemia at admission as a prognostic factor in acute pulmonary embolism. P673  
A. Petris, C. Pop, K. Babes, A. Nechita, V. Sirbu, D. Dobreanu, L. Vida-Simiti, D. Tint, L. Petrescu, G. Tatu-Chitoiu (Iasi, Arad, Oradea, Bucharest, Targu Mures, Cluj-Napoca, Brasov and Timisoara, RO)
- Pulmonary embolism in intensive care medicine: a ten years retrospective study. P674  
H. Miranda, F. Goncalves, A. Rafael, C. Gomes, P. Fernandes, P. Ferraz, C. Gomes, I. Militao, N. Barros, F. Esteves (Vila Real, PT)
- Deep vein thrombosis in acute pulmonary embolism: prevalence, risk factors, and impact on outcome. P675  
J. Simoes, J. Augusto, F. Costa, D. Roque, D. Faria, M. Santos, C. Morais (Amadora, PT)
- Post-resuscitation arterial oxygen and carbon dioxide partial pressures abnormalities are not associated to outcomes after out-of-hospital cardiac arrest attributed to acute pulmonary embolism. P676  
J. Simoes, J. Augusto, F. Costa, D. Roque, D. Faria, M. Santos, C. Morais (Amadora, PT)
- Association between abnormal partial pressures of arterial oxygen (PaO<sub>2</sub>) and carbon dioxide (PaCO<sub>2</sub>) to outcomes in acute pulmonary embolism. P677  
J. Simoes, J. Augusto, F. Costa, D. Roque, D. Faria, M. Santos, C. Morais (Amadora, PT)
- Risk-stratification and age-adjusted D-dimer test: Are there satisfactory in acute pulmonary embolism? P678  
A. Pandur, B. Banfai, B. Schiszler, D. Sipos, J. Betlehem, B. Radnai (Pecs, HU)
- Aspartate and alanine aminotransferase levels in predicting short-and medium-term outcome in acute pulmonary embolism. P679  
J. Simoes, J. Augusto, F. Costa, D. Roque, D. Faria, M. Santos, C. Morais (Amadora, PT)
- Should CT pulmonary angiography be routinely performed after ultrasound-facilitated catheter-directed thrombolysis in intermediate-high risk pulmonary embolism? P680  
V. Lanzilotti, A. Rubboli, G. Casella, P.C. Pavesi, E. Resciniti, G. Di Pasquale (Bologna, IT)
- Diagnostic performance of enlarged mediastinum on chest x ray in patients with suspected acute aortic dissection. The ADVISED-CXR multicenter prospective study. P681  
P. Nazerian, S. Vanni, C. Mueller, A. De Matos Soeiro, B.A. Leidl, F. Giachino, E. Lupia, G. Cerini, S. Grifoni, F. Morello (Florence and Turin, IT; Basel, CH; São Paulo, BR; Berlin, DE)
- Short term outcome of thoracic endovascular aortic repair in patients with thoracic aortic diseases. P682  
M. Elganainy, H.A.M.D.Y. Soliman, R.E.H.A.M. Darweesh, S.A.M.E.H. Bakhroum, M. Abdel Ghany (Cairo, EG)
- Initial medical management in acute type A aortic dissection patients with thrombosed false lumen in the ascending aorta. P683  
K. Sadamatsu, S. Takase, S. Sagara, K. Ohe, J. Nishi, H. Tashiro, E. Nakamura, T. Oda, T. Kosuga, H. Yasunaga (Kurume, JP)
- Trends in endocarditis: analysis of a 11-year cohort in a tertiary hospital. P684  
S. Alegria, A. Marques, I. Cruz, A.L. Broa, C. Gomes, D. Sebaiti, A.R. Pereira, I. Joao, O. Simoes, H. Pereira (Almada, PT)
- Improvement of adequacy index in sepsis protocol after referencing of tertiary center of cardiology. P685  
A.S. Bossa, A. Soeiro, P.G. G, M.C. Cesar, T.M. Strabelli, B. Biselli, T.C.A.T. Leal, L.A. Hajjar, M.C.F.A. Soeiro, M.T. Oliveira Jr (Sao Paulo, BR)
- Management and treatment of acute pericarditis in the emergency room. P686  
V. Leon Arguero, A. Gil Sanchez, P. Florez Llano, R. Lorca, A. Alperi, M. Martin Fernandez, J.M. De La Hera, C. Moris De La Tassa (Oviedo, ES)

### Imaging

- Parameters of myocardial mechanics as significant predictors of ventricular arrhythmias and suddenly cardiac death in STEMI patients in one year follow up. P687  
G. Krljanac, D. Trifunovic, M. Asanin, L. Savic, M. Srdic, M. Vukicevic, I. Mrdovic (Belgrade, RS)
- Implementation of 3D echocardiography in clinical practice: a comparison with cardiovascular magnetic resonance for left ventricular volumetric assessment in unselected patients. P688  
A. Campanile, C. Cavallini (Perugia, IT)
- Short and long-term outcomes of percutaneous mitral balloon commissurotomy in patients with rheumatic mitral stenosis and atrial fibrillation. P689  
S. Charfeddine, L. Abid, R. Hammami, D. Abid, M. Hentati, S. Kammoun (Sfax, TN)
- Echocardiographic analysis in hypertrophic cardiomyopathy: the left atrium function as a predictive of lv diastolic dysfunction and a worsening functional status. P690  
S. Charfeddine, L. Abid, R. Hammami, A. Feki, F. Triki, D. Abid, S. Kammoun (Sfax, TN)
- Mitral regurgitation in patients with coronary artery disease: causes, clinical significance. P691  
A. N. Sumin, E.V. Korok, T.Y.U. Sergeeva, L.S. Barbarash (Kemerovo, RU)
- Correlation between the PR interval and the echocardiographic atrial function. P692  
R. Hammami, A. Zouari, S. Charfeddine, F. Triki, L. Abid, S. Kammoun (Sfax, TN)
- The spectrum of severe valvular heart disease in a developing country: epidemiology, clinical presentation, diagnosis and surgical treatment. P693  
S. Charfeddine, F. Triki, R. Hammami, N. Tabebi, D. Abid, L. Abid, S. Kammoun (Sfax, TN)
- Can global longitudinal strain replace Simpsons biplane method on echography left ventricular ejection fraction evaluation? P694  
C. Domingues, A.V. Marinho, P. Alves, M. Oliveira-Santos, J. Milner, R. Martins, G. Castro, A. Barbosa, M.J. Vidigal Ferreira, M. Pego (Coimbra, PT)
- Coronary artery disease can be predicted by two-dimensional speckle tracking analysis on dobutamine stress echo. P695  
C. Domingues, A.V. Marinho, P. Alves, M. Oliveira-Santos, J. Milner, R. Martins, A. Oliveira, V. Matos, M.J. Vidigal Ferreira, M. Pego (Coimbra, PT)
- Predictors of events occurrence during follow-up of patients with nonischaemic heart disease submitted to stress echocardiography. P696  
A. Marques, A.C. Gomes, S. Alegria, A.R. Pereira, D. Sebaiti, A.R. Almeida, P. Fazendas, I. Joao, H. Pereira (Almada, PT)
- The focused cardiac ultrasound skill of newly-graduated doctors: which acoustic window has the highest yield? P697  
P. Kotruchin, P. Damgengkajornwong, K. Ienghong (Khon Kaen and Bangkok, TH)
- Analysis between coronary angiotomography and sensitive troponin in chest pain with intermediate risk of acute coronary syndrome: preliminary results. P698  
A. Soeiro, A.S. Bossa, M.C. Cesar, S. Jallad, T.C.A.T. Leal, B. Biselli, M.C.F.A. Soeiro, C.H. Nomura, L.A. Hajjar, M.T. Oliveira Jr (Sao Paulo, BR)
- Acute myocarditis: Comparison and correlation between cardiac magnetic resonance and transthoracic echocardiogram. P699  
A. Soeiro, D. Nakamura, A.S. Bossa, M.C. Cesar, T.C.A.T. Leal, B. Biselli, M.C.F.A. Soeiro, C.V. Serrano Jr, C.E. Rochitte, M.T. Oliveira Jr (Sao Paulo, BR)
- Nontraditional risk factors in patients with type 2 diabetes mellitus and established cardiovascular disease. P700  
L. Gugushvili (Batumi, GE)



**ACCA**  
Acute Cardiovascular  
Care Association


**NEW**

# CLINICAL DECISION MAKING TOOLKIT

## 2018 edition

A unique resource to improve your daily practice and make immediate bed-side decisions.

Based on latest ESC clinical practice guidelines and clinical experience



### Includes all acute cardiovascular care syndromes:

- KEY SYMPTOMS
- ACUTE CORONARY SYNDROMES
- SECONDARY PREVENTION AFTER ACS
- CARDIAC ARREST AND CPR
- ACUTE HEART FAILURE
- RHYTHM DISTURBANCES
- ACUTE VASCULAR SYNDROMES
- ACUTE MYOCARDIAL/PERICARDIAL SYNDROMES
- DRUGS IN ACUTE CARDIOVASCULAR CARE

**NEW in  
2018  
edition**

**AstraZeneca**

The toolkit is supported by an unrestricted educational grant from AstraZeneca

[www.escardio.org/ACCA-toolkit](http://www.escardio.org/ACCA-toolkit)



**ESC**

European Society  
of Cardiology

# Index of Chairpersons & Judges

<b>PERSON</b>	<b>PAGE NUMBER</b>
Adlam David	16
Aguiar Rosa Silvia	30
Ahrens Ingo	10, 31, 34, 35
Barrabes Jose A	45
Beygui Farzin	16, 31
Bonnefoy-Cudraz Eric	10, 47
Bueno Hector	16, 18, 28, 29, 32
Casella Gianni	11
Clemmensen Peter Michael	10
Danchin Nicolas	29
Davies Simon	30, 33
De Ferrari Gaetano Maria	26, 28
De Luca Leonardo	16
De Maria Elia	30, 45, 47
De Servi Stefano	44
Delle-Karth Georg	26
Forni Lui	17
Fresco Claudio	30, 34
Fuernau Georg	29
Gale Christopher Peter	13, 29, 35
Gasparovic Vladimir	35
Gevaert Sofie	11, 45, 47

<b>PERSON</b>	<b>PAGE NUMBER</b>
Gorenek Bulent	28
Granger Christopher B	13, 34
Halvorsen Sigrun	30
Hasin Yonathan	26, 34
Huber Kurt	13, 18, 30, 48
Jaffe Allan	35
Krychtiuk Konstantin A	14, 30, 32
Leonardi Sergio	10, 35
Leto Riccardo	44
Lettino Maddalena	15, 18, 28, 31, 35, 44, 48
Lopes Renato	29
Masip Josep	15
Metra Marco	12
Moeckel Martin	32, 46
Morais Joao	15
Mueller Christian Eugen	31
Musumeci Giuseppe	27
O'Ciardha Naoise	30, 33
Poess Janine	12
Price Susanna	12, 44, 45, 48
Quinn Tom	44

<b>PERSON</b>	<b>PAGE NUMBER</b>
Rossini Roberta	27
Rubini Gimenez Maria	12, 14
Savonitto Stefano	32
Schiele Francois	26
Schoos Mikkel	27
Sionis Alessandro	17
Sitzwohl Christian	30, 32
Speidl Walter Stefan	16
Stepinska Janina	46, 47
Storey Robert	13
Swahn Eva	16
Tavazzi Guido	47
Tricoci Pierluigi	46
Tubaro Marco	26, 31, 35
Verheugt Freek	10
Vranckx Pascal	29
Vrints Christian Joseph Marie	33, 47
Walker David Michael	26, 35
Zahger Doron	15
Zeymer Uwe	10



# Index of Speakers

<b>PERSON</b>	<b>FINAL PROGRAMME NUMBER</b>
Adlam D.	597
Aguiar Rosa S.	569
Antonelli M.	601
Barrabes J. A.	10, 575
Bauersachs J.	561
Bax J. J.	110
Belohlavek J.	278, 606
Boriani G.	274
Budaj A.J.	347, 349
Bueno H.	112, 113, 307, 350, 355, 609
Casella G.	318
Claeys M. J.	357, 360
Clemmensen P. M.	273, 322, 324
Corrao M.	381
Danchin N.	80
Darius H.	41
Davies S. W.	279
De Caterina R.	315, 63, 65
De Ferrari G. M.	359, 360
De Luca L.	282, 382
De Maria E.	275
De Servi S.	346, 348
Delle-Karth G.	35
Engstrom A.E.	566
Fabrizio Giovanni O.	558
Fitzsimons D.	573
Forni L.G.F.	388
Fuernau G.	55, 57
Gale C. P.	307, 7
Gasparovic V.	387
Gevaert S.	386, 575
Giannitsis E.	339
Goldstein P.	283, 342, 605
Gorenec B.	11, 277
Gori T.	3

<b>PERSON</b>	<b>FINAL PROGRAMME NUMBER</b>
Granger C.B.	111, 64, 66
Halvorsen S.	2, 343, 571
Harjola V.-P.	73, 75
Hasin Y.	341
Hassager C.	12, 56, 57, 607
Hindricks G.	276
Hoste E.	385
Huber K.	108, 332, 334, 344, 47, 52
Hunt B.J.	600
Jaffe A.	390
Jennings C. S.	285, 570
Kerins M.	272
Khoury A.	390, 568
Konstantinides S. V.	1
Kristensen S. D.	390, 392
Lenzen M. J.	81
Leonardi S.	48, 50
Leto R.	356, 360
Lettino M.	107, 306, 331, 334, 335, 598, 618, 62, 67
Lindahl B.	336
Lopes R. D.	8
Maggioni A. P.	383
Masip J.	308, 312, 72, 77
Mebazaa A.	33, 4
Megarbane B.	602
Metra M.	69, 71
Miro O.	74, 76
Moeckel M.	84
Morais J. A. C.	317, 603, 62, 67
Mueller C. E.	320, 324, 563, 68, 70
Noc M.	38
Oldroyd K. G.	43, 45
Panico C.	572

<b>PERSON</b>	<b>FINAL PROGRAMME NUMBER</b>
Pappalardo F.	9
Pini D.	574
Plesoianu C. E.	389, 391, 393
Poess J.	311, 86
Price S.	112, 113, 281, 309, 392, 394, 608, 617, 85
Quinn T.	394
Rigamonti F.	611
Rossini R.	271
Roubille F.	5
Rubboli A.	321, 324, 58, 60
Rubini Gimenez M.	338
Sambola Ayala A.	559, 612
Savonitto S.	350, 355, 40, 565
Schiele F.	6
Schoos M.	358, 360
Sionis A.	280, 36
Sousa Uva M.	394
Sparv J.L.	270
Speidl W. S.	53, 57
Stepinska J.	562
Storey R. F.	47, 52, 59, 61
Swahn E.	599
Tavazzi G.	34, 392, 564
Ten Berg J. M.	316
Thiele H.	313, 44, 46, 560, 596
Tricoci P.	384, 49, 51
Twerenbold R.	337
Van Herck J.L.	310
Verheugt F.W.A.	352, 354
Vranckx P.	333, 334, 351, 353, 83
Vrints C. J. M.	78
Zahger D.	72, 77
Zeymer U.	39, 79

# Index of Authors

<b>PERSON</b>	<b>FINAL PROGRAMME NUMBER</b>	<b>PERSON</b>	<b>FINAL PROGRAMME NUMBER</b>	<b>PERSON</b>	<b>FINAL PROGRAMME NUMBER</b>
Abcha F.	P224, P240	Ammirati E.	28, P188	Badioni V.	P144
Abd El Bary A.M.	P196	Amosova K.	P147	Baez Ferrer N.	P261, P473
Abdel Ghany M.	P682	Ancona M.B.	P124	Bakhoun S.	P682
Abdelaaty S.	P251	Andersen A.	326	Bakhtadze N.	584
Abdelbarre A.	P444, P446	Andersson C.	24	Bal Z.	P655
Abdel-Nazeer A.A.	305	Andrea R.	P239	Balaguer Recena J.	P525
Abdul Rahman E.	P668	Andres A.	368	Baldi E.	P648, P650, P654
Abdulrazzaq N.	P176, P493	Andres Morist A.	P199, P480	Baleeva L.	P248
Abdurashidova T.	P426	Andrianopoulos I.	P242	Balla I.	P135, P421, P455
Abdurashidova T.S.H.	P159	Andriantoro H.	P451	Ballarotto C.	P128, P527
Abid D.	P689, P690, P693	Andronescu A.M.	P669	Ballesteros Ruiz-Benitez De Lugo J.	586
Abid L.	303, P399, P627, P689, P690, P692, P693	Andrucovici S.	P669, P670	Ballo H.A.I.T.H.A.M.	361
Abo Hamila M.	P408	Andrus A.	366, P167	Ballotta A.	P184
Aboal J.	288, 340, 363	Andrusyak O.	P496	Baluta M.M.	P670
Abou Jokh Casas C.	595	Annunziata R.	P260	Banasiak W.	P156
Achenbach S.	P655	Antezana-Castro J.	P411	Baneras J.	364, 90
Adam Z.	P432	Antonova L.	P528	Banfaí B.	P678
Ag A.	P220	Antunes A.	21, P232, P500, P660	Bang C.N.	20
Aghaalkurdi M.	P471	Antunez P.	595	Bankova A.	P456, P468
Agostinho J.R.	P440	Apanova O.	P517	Baptista R.	589
Agricola E.	P124	Araza Garaygordobil D.	P412, P435, P532	Baptista R.	P661
Agudelo Montanez V.H.	P637	Aranda C.	P458	Barakett N.	P224, P240
Aguiar J.	379, P180, P235, P514	Arao N.	105	Barbarash L.S.	P691
Aguiar Rosa S.	P227, P534, P535	Araujo C.	P225	Barbarash O.	P245, P467, P506, P528, P545, P546
Aguirre J.M.	368	Arboleda-Sanchez J.A.	94	Barbati G.	28, P136
Aguirre Salcedo J.M.	P199, P480	Arbustini E.	28, P117	Barbero U.	P118
Ahmad F.	P622, P668	Ardissino D.	369	Barbosa A.	P694
Ahmed T.	305	Arias-Mendoza A.	P412, P435, P532	Bardaji A.	P443
Aiaz S.	P176	Arnaiz Garcia E.	P187	Barmby D.S.	P432
Ainla T.	292	Arola O.	361	Barmenkova Y.	P417, P419, P438
Aiouaz K.	P184	Arregi Lopez A.	P480	Barocelli F.	P409, P628
Airaksinen J.	361	Arregui A.	368	Barrabes J.A.	364, 90
Ajello S.	P178	Arregui Lopez A.	P199	Barrio Martinez P.	371, P261, P473
Akbasheva O.	P528	Arroyo-Espiguero R.	P525	Barrionuevo Sanchez M.I.	P212, P213, P263, P264, P420, P431
Alamin A.	97	Artico J.	28	Barros N.	P182, P665, P674
Alarco Hernandez A.	586	Asai T.	380	Bartolini D.	P452
Albizreh B.	31	Asanin M.	593, P687	Bartus S.	93
Alegria S.	101, 376, 585, P114, P116, P121, P127, P146, P173, P193, P200, P206, P208, P231, P243, P481, P482, P620, P623, P632, P633, P635, P646, P684, P696	Ascencio Lemus M.	29, P125, P131, 302, P460	Bastos M.	580, P126
Alekseeva Y.	P434	Ashikaga T.	P556	Batalov R.E.	314
Alexandrov A.	P456, P468	Ashofair N.	584	Bauer B.	P148
Ali M.	P176	Ashraf M.	P196	Bayandin N. L.	P486
Almeida A.G.	32	Asla Ormazza C.	368, P480	Bayes-Genis A.	P458, P459, P530
Almeida A.R.	101, 301, P127, P146, P173, P200, P206, P208, P231, P482, P620, P623, P632, P696	Assalqawy A.	P471	Beccaria F.	P247, P452
Almeida Morais L.	P227	Assanelli E.	P515, P538	Becher M.	330
Almeida S.	585, P633, P635	Athisakul S.	P474	Behrens S.	P175
Almeida-Gutierrez E.	P411	Atienza F.	P634	Beishenkulov M.	P426
Almendro Delia M.	94, P453, P521, P523	Atmaca Y.	P518	Beishenkulov M. T.	P159
Almulla A.	31	Atya W.	97	Belik E.	P528
Alonso Fernandez De Gatta M.	P179, P187	Augusto J.	26, 367, 373, P130, P140, P149, P151, P153, P157, P160, P162, P169, P191, P205, P401, P403, P405, P407, P439, P672, P675, P676, P677, P679	Belleyo Belkasem C.	371, P261, P473
Alonso Mesa M.	586	Avalli L.	P177, P557	Belmonte R.	364
Alonso Orcajo N.	29, P131	Averkov O. V.	P486	Belo A.	P215, P216, P250
Alperi A.	P686	Ayer A.	590	Belotti S.	P247
Alquezar A.	295	Ayesta A.	P634	Belshi X.H.	P421
Alshamkhani W.	P625	Azar-Manzur F.	P412, P435, P532	Beltrame J.	345
Alvarez Roy L.	29, P125, P131, P460	Azegami K.	P556, P631	Ben Mrad I.	P224
Alvarez Roy Laura L.A.L.	P237	Azevedo A.I.	P225	Bendag N.	P224, P240
Alvaro Fernandez H.	P525	Azevedo O.A.	290	Beneduce A.	P128
Alves Guimaraes J.P.	P225, P626	Azevedo P.	P141, P146, P189, P194, P241, P436, P636	Benito Gonzalez T.	302, 29
Alves P.	589, P405, P624, P661, P694, P695	Azevedo P.M.	291, P223, P230, P450	Benmrad I.	P240
Alzaeem H.	31	Babaeva A.R.	P509, P510	Bento A.	P180
Alzola E.	P179, P187	Babes K.	P673	Bento D.	291, P141, P189, P194, P215, P216, P223, P230, P241, P250, P433, P436, P450, P519, P522, P636
Amado J.	P215, P216, P250, P433, P519, P522	Babic Z.	P476	Beppu S.	P663
		Badertscher P.	18, 329, 42, P507, P507	Beramendi Calero J.R.	298, 300
		Badings E.	91	Berglund F.	P269
				Bernardo T.	P149, P151, P153, P169
				Bernhardt A.	330
				Bertini A.	P494

# Index of Authors

<b>PERSON</b>	<b>FINAL PROGRAMME NUMBER</b>	<b>PERSON</b>	<b>FINAL PROGRAMME NUMBER</b>	<b>PERSON</b>	<b>FINAL PROGRAMME NUMBER</b>
Bertoldi L.	P128	Buffa C.	P628	Castillo Navarro A.M.	P252
Betlehem J.	P678	Bugger H.	37	Castillo Pardo L.	P125
Bettini F.	P184	Bumbacea D.	P119	Castro G.	P694
Beyer R.	P138, P629, P642	Burko N.	P418, P419, P428, P438	Catarzi S.	P551
Bezrodný A.	P147	Buszman P.E.	P498	Cavallini C.	P260, P688
Bianconcini M.	P409	Buszman P.P.	P498	Cerini G.	P681
Bicho Augusto J.	P526	Butron Calderon M.	P453	Cesar M.C.	P152, P647, P685, P698, P699
Bickel C.	592	Buza C.A.	366, P167	Chaipromprasit J.	P474
Biegus J.	P156	Bykov V. A.	P486	Chan S.T.	P668
Bilovol O.	P469	Bykova E.	P658	Chaparro Munoz M.	P174, P249, P549
Binder R.K.	P656	Cabanelas N.	P407	Charfeddine S.	303, P399, P627, P689, P690, P692, P693
Bini G.	P494, P551, P552, P553, P554	Cabeza Lainez P.	P137, P402, P404	Chauca Tapia A.	P137, P255, P402, P404, P659
Biselli B.	P152, P647, P685, P698, P699	Cabrera Rivero J.	586	Chazymova Z.	P159, P426
Bispo J.	291, P141, P189, P223, P230, P450, P636	Cabrera Y.	586	Cherneva R.	P555
Bispo J.B.	290	Cabrera Roque D.	P140, P153, P169, P205, P407, P439	Cherneva Z.H.	P132, P555
Bitsadze O. G.	P429	Caires G.	P142, P416	Chernobay A.	P506, P546
Blanco Mata R.	P638	Calcagnino M.	P409, P628	Chiaradia P.	P553
Blankenberg S.	325, 330, 592, 89, P228, P512, P548	Caldeira D.	585, P114, P633	Chiorino E.	P515
Blondal M.	292	Caldentey G.	P239	Chizhova O.	P145
Boavida S.	P193	Calero Nunez S.	P212, P213, P263, P264, P420, P431	Cho Y.R.	22
Boboyev K.T.	P158	Calisto C.	32	Christensen E.F.	24
Bochenek A.	P498	Calo' S.	P144	Christiansen M.N.	24
Boeddinghaus J.	18, 329, 42, P507, P507	Calvo F.	P128	Cid B.	595
Boetker M.T.	327	Camacho A.	P194, P241, P436	Cinca J.	295
Boffetti F.	369, P409, P628	Camafort M.	P239	Cipriani M.	28, P188
Bogazzi I.	P494, P551, P552	Cambronero Sanchez F.	293, P229, P252, P516	Cipriani M.G.	P178
Bogazzi I.C.	P554	Camici P.G.	P128	Cipriano A.	P552
Bojovski I.	P236, P533, P662	Campana Lazaro M.	298, 300, P133, P638	Cisowski M.	P498
Boldueva S.	P257, P442, P488, P501, P524, P658	Campanile A.	P260, P688	Ciuculete D.	366
Boman K.	20	Campinoti L.	P144	Clemmensen P.	89, P228
Bonelli P.	304	Campodonico J.	P515, P538	Clifford C.P.	323
Bonet G.	P443	Camporotondo R.	14, 15, 377, 579, 88, P117, P129, P247, P452, P485	Codina Prat M.	P199
Borges A.	P225	Campos Soares F.	P660	Coli S.	P409
Borges Santos M.	P526	Canas Da Silva P.	P181, P440	Colman Llamozas R.	P255
Borodin V.V.	P441	Candeias Faria D.	367, P140, P153, P157, P160, P162, P169, P205, P407, P439, P526	Colombo A.	P124, P527
Borodkina D.	P528	Candeias R.	P636	Condorelli G.	82
Borrayo-Sanchez G.	P411	Canelas A.	P644	Conejos J.	288, 340, 363
Borrego Rodriguez J.	P237, P460	Canevari F.	P650, P654	Congo K.	P180, P235, P514, P632
Bossa A.S.	P152, P647, P685, P698, P699	Caprino A.	P117, P129	Conrotto F.	95
Botker H.E.	590, P203	Capucci A.	304, P666	Conti A.	P494, P551, P552, P553, P554
Bottcher B.	P471	Caravaca P.	P174, P549	Contreras-Rodriguez A.	P411
Bottiroli M.	P188	Caravaca Perez P.	P249, P521, P523	Coppo A.	P177
Boukhris M.	P224, P240	Carbucicchio C.	304	Coppo E.	P184
Bouza E.	P464	Caria R.	P171, P172, P192, P266, P484, P544	Corbi Pascual M.	P212, P213, P420, P431
Brackzkowski J.	P498	Caro Martinez C.S.	92, P229	Corbi Pascual M.J.	P263, P264
Brandao L.	301, 585, P635	Carrilho-Ferreira P.	P181, P440	Cordeiro F.	P626
Bras D.	379, P180, P235, P514	Carrington M.	379, P235, P514	Cordoba I.	372
Breha A.	366, P167	Caruso R.	P177	Cordoba R. A.	372
Brestovac M.	577	Carvalho Dos Santos R.	P127, P208, P632	Cordoba Soriano J.G.	P212, P263, P264, P420, P431
Bretones Del Pino T.	P255	Carvalho Santos R.	P114, P121, P243, P623, P646	Cornara S.	377, P204, P247, P452
Briseno-De-La-Cruz J.L.	P412, P435, P532	Carvalho D.	291, P223, P230, P241, P433, P436, P450, P519, P522	Cornejo-Guerra J.A.	P435, P532
Brizida L.	P140, P205, P407, P526	Carvalho J.	379, P180, P235, P514	Correia J.	P232
Broa A.L.	376, P121, P684	Carvalho R.	P227, P500, P644, P660	Corros Vicente C.	P259
Bro-Jeppesen J.	374	Carvalho S.	P626	Cortes Cortes J.	P174, P249, P521, P523, P549
Browne M.	P209	Carvalho Silva D.	P141, P189, P215, P216, P250, P636	Cortez-Dias N.	32
Bruch L.	P175	Casella G.	P680	Cortinovis S.	P144
Brugada R.	288, 340, 363	Castel M.	104	Cosentino N.	P515, P538
Brugaletta S.	P531	Castellani C.	P260	Costa C.D.F.	P647
Bruna V.	P219, P464	Castelli C.	14	Costa F.	26, 373, P130, P191, P401, P403, P405, P672, P675, P676, P677, P679
Bruna-Fernandez V.	P657	Castillo Garcia S.D.	P237	Costa M.C.	P177
Brunelli D.	P188			Costa S.	P661
Bruno V.	286			Cotza M.	P184
Buchta P.B.	297			Cox S.	P622, P668
Buddhari W.	P474				
Bueno H.	345				

# Index of Authors

PERSON	FINAL PROGRAMME NUMBER	PERSON	FINAL PROGRAMME NUMBER	PERSON	FINAL PROGRAMME NUMBER
Crescio V.	88, P129, P485	Dharma S.	P451	Ernst S.	P630
Crimi G.	377, P247, P452	Di Matteo A.	579	Erol C.	P518
Crimi G.C.	P204	Di Pasquale G.	P680	Errigo D.	95
Crocamo A.	369, P409, P628	Dias P.	P225	Esteves F.	P182, P665, P674
Cruz Ferreira R.	P227, P534, P535	Diaz Caraballo E.	P525	Estevez Loureiro R.	29, 302
Cruz I.	101, 301, 376, P116, P121, P127, P173, P193, P208, P231, P243, P481, P482, P620, P635, P646, P684	Diego Nieto A.	P179, P187	Eugen-Olsen J.	20
Cruz M.	P227	Diez Castro R.	P179	Eworo A.	P464
Cruz Utrilla A.	P437	Diez Del-Hoyo F.	P634	Fabio Sangalli F.A.	P185
Csiko G.Y.	27	Dimitrov S.	P210, P211	Fabregat O.	304
Cunha S.	P141	Dimitrova E.	P456, P468	Facciolo C.	P184
Cunningham-Burley S.	P256	Dinicolantonio Pharmd J.	95	Faircloth M.	P134
Cupido C.	304	Distelmaier K.A.	98	Fakher M.	P472
Czekajska-Chehab E.	P139	Djenic N.	P122	Falces C.	P239
Czerwinska K.	P498	Djurayeva V.H.	P158	Fan L.	P520
D' Alessandro S.	P177, P557	Djuzel A.	P476	Farhan C.	P542
Da Conceicao Pedro Pais J.A.	P235, P514	Dobranic M.	366, P197	Farhan S.	286
Daemen J.	580	Dobreaanu D.	P673	Faria D.	26, P130, P149, P151, P191, P401, P403, P405, P672, P675, P676, P677, P679
Daha I.	366, P167	Dobrecky-Mery I.	396, 87, P218	Faria P.	30, P142, P166, P497, P550, P619
Dakota I.	P451	Dotd K.K.	327	Farinha J.	P171, P172, P192, P484
Dalla Cia A.	P538	Doh J.H.	576	Farouk M.	P196
Dambrink J.H.	91	Dolotovskaya P.	588	Farouk W.	P163
D'amico M.	95	Domingues C.	589, P624, P661, P694, P695	Farrero M.	104
Damkerngkajonwong P.	P697	Domingues K.D.	290	Fazendas P.	P243, P482, P632, P646, P696
Dan G. A.	P197	Donato P.	P624	Fedele M.	P452
Dan G.A.	366, P167	D'onofrio G.	345, 587, P492	Fedorova N.	P506, P546
Daniel C.	P146	Dorfmeister G.	P233	Fehr N.	17
Daniel M.	P269	Dosen D.	577	Feki A.	P690
Daniel P.	P227	Draxler D.	P547	Felton O.	P492
Danilevych T.D.	P645	Draxler D.F.	P148	Feng Z.K.	P207
Danninger K.	P656	Dreyer R.	345	Feoktistova V.	P501
Danny S.S.	P451	Du Fay De Lavallaz J.	P507, P507	Ferlini M.	377, P247
Dantas A.P.	P531	Duarte C.	P121	Fernandes C.	P644
Danza A.I.	P648, P650, P654	Duarte J.	P440	Fernandes P.	P182, P665, P674
Darabont R.O.	P119	Duarte T.	P171, P172, P192, P266, P484, P543, P544	Fernandes R.	P180
Darias Delbey B.	586	Duerschmied D.	37	Fernandes Anguita M.J.	P213
Darweesh R.	P682	Duka A.	P135, P455	Fernandez Anguita M.J.	P213
D'ascenzo F.	95	Duque Gonzalez A.	371	Fernandez Fernandez E.	99
Davidov S.I.	P510	Duraku E.	P135	Fernandez Garcia M.	P659
De Campos Beringuilho M.	P149	Duran Cambra A.	P637	Fernandez Ortiz A.	P437
De Diego O.	P530	Duran-Cambra A.	295	Fernandez Peregrina E.	P637
De Diego Soler O.	P458, P459	Dushina E.	P417, P419, P425, P438	Fernandez Rivero R.	P404, P659
De Ferrari G.	579	Dusi V.	304	Fernandez Vazquez F.	29, 302, P125, P131, P460
De Ferrari G.M.	14, 15, 377, 88, P117, P129, P247, P452, P485, P650, P654	Dyleva Y.	P528	Fernandez Vazquez Felipe F.V.F.	P237
De Ferrari G.M.D.F.	P204	Dzhioeva O.	P643	Fernandez Vega A.	P437
De La Hera J.M.	P259, P686	Dziura J.	345, 587, P492	Fernandez-Aviles F.	P219, P634, P657
De La Rosa Hernandez A.	371	Echarte Morales J.C.	P460	Ferrario M.	14
De Martino S.D.	P204	Echarte Morales Julio Cesar J.C.E.M.	P237	Ferrario Ormezzano M.	377, 88
De Matos Soeiro A.	P681	Edes I.	P201	Ferraz P.	P674
De Metrio M.	P538	Egger F.	286	Ferreira C.	P626
De Nadal M.	364	Eha J.	292	Ferreira F.	P116, P200, P206
De Somer F.	591	El Gawaby H.	P196	Ferreira Fonseca M.	P266, P484, P544
De Sousa Bispo J.	P194, P241, P436	El Ghardallou M.	P224, P240	Ferreira J.	367, 589, P151, P157, P160, P162
Del Castillo Garcia S.	29, 302, P125, P131, P460	Elena Maggioni E.M.	P185	Ferreira L.	P227
Del Pinto M.	P260	Elganainy M.	P682	Ferreira N.	102
Del Sole P.A.	P124	Elghawaby H.	P408, P444, P446	Ferrer Hita J.J.	586, P261, P473
Dela F.	374	Elmann E.	581, P490	Ferrer M.	P530
Delcea C.	366, P167, P669, P670	Elnaggar W.	P251	Ferrer Massot M.	P458, P459
Delgado Nava W.	P404	Elorriaga A.	368	Ferrera Duran C.	P437
Dell'era G.	304	Elorriaga Madariaga A.	P199, P480	Ferrero-Greori A.	295
Demola P.	P409, P628	Elvas L.	P661	Ferry A.	P256
Den Uil C.	P126	Elvira Ruiz G.	293, P229, P252	Fidalgo A.	P259
Denchev S.	P132, P210, P211, P555	Enar R.	P508	Fiini M.	P144
Denisova T.	588	Encica S.	P138	Finizola F.	P494, P551, P552, P553, P554
Desiderio B.	P136	Epstein D.	289	Firdaus I.	P451
Devesa C.	P219, P464, P634, P657	Erente G.	P136	Fischer K.	292
Devreese K.	591	Ermacora D.	P489	Fisher R.	P630
		Ermakov A.	P244	Flores Blanco P.J.	293, 92, 96, P229, P252, P516
		Erne P.	17		

# Index of Authors

FINAL PROGRAMME		FINAL PROGRAMME		FINAL PROGRAMME	
PERSON	NUMBER	PERSON	NUMBER	PERSON	NUMBER
Flores Umanzor E.	104, P239	Garcia-Osuna A.	295	Gonzalez M.	P443
Flores Vergara G.M.	29, 302, P131	Garcia-Rubira J.C.	94	Gonzalez-Morales E.	P411
Flores-Umanzor E.	P411	Gargiulo C.G.	P204	Gonzalez-Pacheco H.	P412
Florez Llano P.	P686	Garrido Bravo I.P.	99	Gonzalez-Saldivar H.	P464, P657
Fluvia P.	288, 340	Gasior M.	398, 93	Gorda I.	P147
Fojt A.	P653	Gasior M.G.	297	Gordeev I.G.	25
Foldes G.	27	Gaspar A.	367, P149, P151, P157, P160, P162	Gospodinova M.	P132, P210, P211, P555
Fonseca M.	P171, P172, P192, P543	Gasparovic K.	577	Gotcheva N.	P456, P468
Forman J.L.	20	Gassan Z.	396, 87, P218	Graca Santos L.	21, P232, P511, P660
Formica F.	372, P177, P185, P557	Gentile P.	28	Graff C.	296
Fragasso G.	P527	Georgiev B.	P456, P468	Grahn H.	330
Franco F.	P661	Geppert A.	P267	Grand J.	P649
Frania-Baryluk A.	P139	German A.	P506, P546	Grassi F.	P409, P628
Frea S.	P118	Germanov A.V.	P495	Grau M.	295
Freitas A.	P403, P405	Germanova O. A.	299, P495	Greve A.M.	20
Freitas A.D.	P234, P416	Gevaert S.	591	Grifoni S.	P681
Freitas D.	30, P142, P166, P497, P550, P619	Ghanayim M.	396, 87, P218	Grigorov V.	P456, P468
Freitas R.	P146	Gheorghiu L.	P119	Grilo I.	P182, P665
Freyhofer M.K.	286	Giachino F.	P681	Griner R.	584
Frias Garcia R.	P262, P268, P502	Giacomazzi F.	582	Gruzdeva O.	P467, P528, P546
Frigerio M.	P178, P188	Giamarelou A.	P242	Guardado J.	P511, P644
Frikke-Schmidt R.	395	Gianni U.	15, P117	Guedes J.	291, P141, P189, P215, P216, P223, P230, P433, P450, P519, P522, P636
Frosini F.	P494, P553	Giannini F.	P124	Guedes J. P.	P241, P436
Frydland M.	296, 395, 604, P504	Giannitsis E.	323	Guedes J.P.	P194, P250
Furman N.	588	Gibietis V.	P671	Guerra F.	304, P666
G P.G.	P685	Gierlotka M.	398, 93	Guerra M.	102
Gaafar A.	97	Gil J.G.	290	Guerreiro R.	379, P180, P235, P514
Gade I.L.	326	Gil R.	93	Guerrero Perez E.	96, P229, P252, P516
Gadula-Gacek E.	297	Gil Sanchez A.	P259, P686	Gugushvili L.	P700
Gagliardone M.P.	P178	Gilarov M.	P238	Guimaraes T.	32, P181, P440
Gago P.	P215, P216, P250, P433, P519, P522	Gilyarov M.	P161	Gunn J.P.	P432
Gaibazzi N.	369	Gimeno Blanes J.R.	293, 92, 96, P229, P252, P516	Gusakova A.	P513, P537
Gaikovaia L.	P244	Giner Caro J.A.	P229, P252, P516	Gutierrez Alonso L.	P402, P404, P659
Gaita F.	95, P118	Giraud G.	P118	Gutierrez Diez A.	P264
Galeeva N.A.	P540	Gjana A.	P135, P421	Habib H.	P471
Galeeva Z.	P248	Glaveckaite S.	P503	Habib M.	P471
Galimskaya V.	P414, P418, P425, P438	Gnecchi M.	14, 15, 377, P129, P452, P485	Hada Y.	P556, P631
Gallego J.	P632	Gocan C.P.	P629	Hadziselimovic E.	296
Gallego Sanchez G.	P212, P213, P420, P431	Goena Vives C.	298, 300, P133, P638	Haerdtner C.	37
Gal-Oz A.	287, P410	Goetze J.P.	395	Hagau N.	P138
Galuppo V.	582	Goiti Unibaso J.J.	P638	Hagstrom H.	370
Galvan Onandia Z.	P199	Goksuluk H.	P518	Hajjar L.A.	P685, P698
Galyavich A.	P209, P248	Goldberg A.	P479	Halabi M.	P479
Gama V.	102	Goldstein P.G.	P152	Hall I.R.	P432
Gara E.	27, P201	Goliasch G.	16, 98	Haller P.	P214
Garabito M.	P531	Golubeva A.	P414, P427, P428	Haller P.H.	23
Garcia A.	104	Gomboeva S.B.	P253, P265	Haller P.M.	P233, P542
Garcia Acuna J. M.	595	Gombozhapova A.	397	Hamanaka K.	P663
Garcia Alcantara A.	94	Gomes A.C.	101, 290, 301, 585, P114, P121, P173, P200, P231, P243, P481, P620, P623, P633, P646, P696	Hamdan H.	P258
Garcia Bueno L.	P131	Gomes C.	376, P116, P127, P182, P182, P193, P206, P208, P482, P635, P665, P665, P674, P674, P684	Hamed L.	P472
Garcia Del Rio M.	94, P521, P523	Gomes S.	P619	Hamid T.	31
Garcia Garcia C.	P459	Gomes Serrao M.	P166, P497, P550	Hamm C.	323
Garcia Gonzalez M.J.	371, 586, P261, P473	Gomez Molina M.	293, P229, P252, P516	Hammami R.	303, P399, P627, P689, P690, P692, P693
Garcia Gonzalez N.	P174, P249, P521, P523, P549	Gomez Polo J.C.	P437	Hammersley D.	P134
Garcia Guerrero A.	P174, P249, P521, P523, P549	Gomez Ramirez C.	298, 300, P133	Hamp T.	P651
Garcia Lanzas F.	P137	Gomiscek A.	P214, P233	Hansen S.M.	24
Garcia Magallon B.	P525	Gomiscek A.G.	23	Hanson J.	319
Garcia Martin R.	298, 300, P638	Goncalves A.	P227	Harjola V.	361
Garcia N.	368	Goncalves F.	P182, P624, P626, P665, P674	Hasan-Ali H.	305
Garcia Ortego S.	P525	Goncalves Ferreira A.	P116	Hashimoto S.	362
Garcia Rubira J.C.	P453, P521, P523	Goncalves S.	32, P171, P172, P192	Hasimi E.	P135, P455
Garcia-Carreño J.	P657	Goncharova I.	P245	Hassager C.	103, 24, 296, 374, 395, 604, P504, P649
Garcia-Dorado D.	90	Gonzalez Cebrian M.	P179, P187	Hata T.	362
Garcia-Garcia C.	P458, P530	Gonzalez Juanatey J.R.	595	Hawranek M.	398
Garcia-Guerrero A.	94			Hayakawa N.	P198
Garcia-Hernandez N.	P411			Hein T.	P220
				Heinz G.	100, 98, P148, P547

# Index of Authors

<b>PERSON</b>	<b>FINAL PROGRAMME NUMBER</b>	<b>PERSON</b>	<b>FINAL PROGRAMME NUMBER</b>	<b>PERSON</b>	<b>FINAL PROGRAMME NUMBER</b>
Hentati M.	P689	Johansson P. I.	604	Koldas Z. L.	P508
Hermanides R.S.	91	Johnson C.	587	Koltowski L.	P653
Hermenegildo C.	P531	Jones D.	294, 328	Konishi Y.	P556, P631
Hermlin T.	P406	Jorge E.	P624	Konstantinov I.	378
Hernandez Betancor I.	P473	Jorge Perez P.	371, 586, P261, P473	Konstantinova E.	P238
Herr N.	37	Juarez M.	P219, P464, P634, P657	Kopytsya M.P.	P422, P536, P539
Hidalgo Olivares V.M.	P213	Judge H.M.	319	Korok E.V.	P691
Hidalgo Urbano R.	P521, P523	Jurado Roman A.	375, P217, P445, P447, P448, P449, P466, P502	Kosmacheva E.D.	P143
Hidalgo-Urbano R.J.	94	Kaliev K.	P159, P426	Kostomaj U.	P463
Hilgendorf I.	37	Kamilova U.K.	P158	Kostousova A.I.	P529, P540
Hill C.	578	Kammoun S.	303, P399, P627, P689, P690, P692, P693	Kosuga T.	P683
Hilova Y.V.	P536, P539	Kamoshida J.	P198	Kotlar I.	P236, P533, P662
Hirao K.	P556	Kanda J.	P198	Kotruchin P.	P697
Hochadel M.	P457	Kandil H.	P184	Koulouras V.	P242
Hodges G.	20	Kang M.K.	P183	Kovacs A.	P201
Hofman-Bang C.	P269	Kania A.	P139	Kowalik R.	P653
Holmner F.	370	Kanic V.	P462, P463	Kozhuharov N.	P507, P507
Holmvang L.	395, P504	Kaoru K.	P663	Krammel M.	P651
Holzmann M.	P477	Kapustin B.M.	P441	Kreckauskas D.	P499
Honnart D.	323	Karakas M.	325, 89, P512, P548	Krejlichova K.	P186
Hoye A.	P415	Karasek J.	P186, P652	Kremis E.	P653
Hryachkova O.N.	P545	Karetnikova V.	P506, P528, P546	Kresto L.	P135, P455
Hsu J.	578	Kashtalap V.	P245, P454, P506, P545, P546	Kristo A.	P455
Htay T.	P220	Kasimova R.	P209	Krivoshapova K.	P467
Huber K.	100, 286, 323, 98, P148, P214, P233, P267, P542	Kassem H.	363	Krljanac G.	593, P687
Huber K.H.	23	Kassem M.K.	23	Kruchinkina E.V.	314, P115
Huebl W.	286	Kastel B.	593	Kruchinova S.V.	P143
Huelsmann M.	100	Kastl S.	P547	Krumholz H.	345
Hwang J.W.	576	Kastl S.P.	98	Krychtiuk K.	P547
Hyde-Congo K.	379	Kastner K.	323	Krychtiuk K.A.	100, 98, P148
Iannone A.	P247	Kavoliuniene A.	P155	Kryukov N.N.	P495
Ienghong K.	P697	Kazik A.	398, 93	Krzysztofik J.M.	P156
Iglesias D.	595	Kedev S.	P236, P533	Kudlicki J.	P139
Iglesias Garriz I.	P460	Kedhi E.	91	Kukharchik G.	P244
Iglesias Garriz Ignacio I.G.I.	P237	Keller T.	89	Kukulskis A.	P155
Iglesias M.	P219	Ken A.	P463	Kulagina I.V.	P253, P265
Iglesias J.	288, 340, 363	Kercheva M.	P537	Kulakov D.	P427
Ilichenko I.	P469	Kercheva M.	P513	Kuliczkowski W.	398
Ilhao Moreira R.	P227	Keren G.	287, P410, P470	Kundurdjiev T.	P210, P211
Illescias-Gonzalez E.A.	P435, P532	Khalidy K.	P471	Kunik P.P.	P498
Imori Y.	105	Khair A.	584	Kupriyanova S.	P414, P418
Imperadore F.	P489	Khoury S.	287, P410, P470	Kupstyte N.	P499
Iotti G.A.	P650, P654	Khromova A.	P413	Kurek A.K.	297
Iqbal J.D.	P432	Kigitovica D.	P671	Kushida S.	P198
Isgro' G.	P184	Kikuchi Y.	P198	Kuteeva I.V.	P143
Ishiwaki H.	P198	Kim M.H.	22	Kvasova O.	P413
Isogai T.	105	Kim V.A.	P509	Kwak J.J.	576
Ivanov S.	P528	Kim Y.D.	22	Kwon S.U.	576
Ivanov V.P.	P645	Kimura A.	105	Kzhyshkowska J.	397
Ivey-Miranda J.	104, P411	Kiss A.	P542	Labata C.	P530
Iwamiya K.	P556	Kitanoski D.	P533, P662	Labata Salvador C.	P458, P459
Iwamiya S.	P631	Kittas A.	P242	Labidi O.	P224, P240
Jaeger B.	P233, P542	Kjaergaard B.	326	Lacalzada Almeida J.	371
Jain A.	294, 328	Kjaergaard J.	103, 24, 296, 374, 604, P504, P649	Lackner K. J.	592
Jallad S.	P152, P698	Klinghammer L.	P655	Ladefoged S.A.	590
Jamagidze M.	P246, P430	Knight C.	294, 328	Laimoud M.	P444, P446
Jankowska E.A.	P156	Knoll P.	P542	Laitio R.	361
Janusevski F.	P533	Kober L.	24	Laitio T.	361
Jennings R.	P134	Kochergina A.	P454	Lam J.	P520
Jensen L.O.	395, P504	Kochmareva E.A.	25	Lanzilotti V.	P680
Jeppesen J.L.	20	Kocot K.	P498	Larsen S.	374
Jesus I.	291, P141, P189, P194, P215, P216, P223, P230, P241, P250, P433, P436, P450, P519, P522, P636	Koentges C.	37	Lasica R.	593
Jgarkava M.	P246, P430	Kofman N.	P470	Laskibar Asua A.	P199
Jimenez Mazuecos J.	P212, P263, P431	Kognati S.	294, 328	Lassnig E.	P656
Joao I.	101, 301, 585, P114, P121, P127, P208, P243, P481, P620, P623, P633, P646, P684, P696	Kokorin V.A.	25	Laszcznska O.	P225
Johansen J.B.	103	Kokov A.	P528	Latib A.	P124
				Laursen M.L.	103
				Lavrino E.	P244
				Leal T.C.A.T.	P152, P647, P685, P698, P699
				Lediakhova M.V.	P150, P164, P165

# Index of Authors

<b>PERSON</b>	<b>FINAL PROGRAMME NUMBER</b>	<b>PERSON</b>	<b>FINAL PROGRAMME NUMBER</b>	<b>PERSON</b>	<b>FINAL PROGRAMME NUMBER</b>
Lee J.	380	Maciel M.J.	P225	Martins S.R.	32
Lee S.Y.	576	Mada R.	P138, P629, P642	Martin-Sanchez F.J.	329, 42
Legutko J.	93	Magdy H.	97	Maseda R.	P466
Leidl B.A.	P681	Magilevets A.I.	P441	Maseda Uriza R.	375, P217, P262, P268, P445, P447, P448, P449, P502
Leithold G.	293, 92, 96, P516	Magno P.	367, P149, P151, P157, P160, P162, P403, P439	Masenko V.P.	P150, P164, P165
Leiva Gordillo M.	371, P261	Magrini G.	15	Masharipova D.R.	P158
Lekston A.L.	297	Mahmod H.	396, 87, P218	Masnik K.	P463
Lenz M.	100, 98, P148, P547	Maier B.	P175	Mateev H.	P456, P468
Leon Arguero V.	P259, P686	Maiorano P.	P125	Mathews M.	P258
Leonardi S.	14, 15, 579, 88, P117, P485	Malanchini G.	82	Mathur A.	294, 328
Leone P.P.	P124	Maletta F.	P118	Matos V.	P695
Leonello Avalli L.A.	P185	Malinova L.	588	Matrosova I.	P428
Leonova I. A.	P145, P257, P442, P488, P501, P524, P658	Mallek S.	P399	Matta M.	P118
Leonova V.	P454	Mamatsashvili I.	P246, P430	Matveeva V.	P528
Lertsanguansinchai P.	P474	Mandurino Mirizzi A.	14, P129	Mauler M.	37
Lertsuwunseri V.	P474	Manfredi M.	584	Mauri S.	15, P485
Lesauskaite V.	P499	Manfrini R.	P538	Maznev D.	P442
Letourneau-Shesaf S.	P470	Mangieri A.	P124	Mazzucchelli M.	P552
Levinas T.	P479	Manjunath C. N.	P478	Mclure S.	P520
Levytska L.	P195	Manzanal A.	368	Mcmellon H.	319
Ley K.	37	Manzano Fernandez S.	293, 92, 96, P229, P252, P516	Mebazaa A.	32
Li G.L.	P207	Marana I.	P515	Mednikov G. N.	P486
Lidon R.M.	364, 90	Marandi T.	292	Melnikova E.	P428
Lima Da Silva G.	P181, P440	Marangoni E.	P144	Melo L.	367, P153, P157, P160, P162, P169
Lindhardt T.B.	103	Marcusohn E.	289	Mendez Vargas C.	P261, P473
Lindholm M.G.	395	Marenzi G.	P515, P538	Mendonca T.	P227
Lindmark K.	370	Margolis G.	287, P410, P470	Mendoza Cuartero P.	P199
Lippert F.K.	103, 24	Margonato A.	P128, P527	Mendoza Cuartero P.M.	P480
Lizaitis M.	P503	Maria Cristina Costa M.C.C.	P185	Mendoza F.	P640
Ljubas Macek J.	577	Mariani M.	P557	Mendoza P.M.	368
Llanos Guerrero C.	P420	Maric Kocijancic J.	P122	Menendez Suarez P.	302
Lluís Serret I.	298, 300, P638	Marieb M.	P492	Menezes M.N.	P181, P440
Loma Osorio P.	288, 340	Marina Breysse M.	P217, P447, P448	Menicanti L.	582
Loma-Osorio P.	363, P465	Marinho R.	P171, P172, P192, P266, P484, P544	Menozzi A.	369
Loma-Osorio Ricon P.	P664	Marinho A.V.	P624, P661, P694, P695	Merchan Gomez S.	P179, P187
Lombardi F.	82	Marinho V.	589	Merkely B.	27, P201
Lombardi M.	582	Marinkovic D.	P120	Merlo M.	28
Lopes A.	P440	Marinsek M.	P462, P463	Messina L.A.	P557
Lopes L.	301, P127, P231, P481	Marisol Guadalupe Ascencio Lemus		Meyer M.	604
Lopez Canoa N.	595	M.G.A.L.	P237	Meyster V.	P441
Lopez Cuenca A.A.	293, 92, 96	Markota A.	P462, P463	Mezhonov E.	P424
Lopez Lluva M.T.	375, P217, P445, P447, P448, P449, P466, P502	Markov V.A.	P434	Mg P.	P220
Lopez Neyra I.	P264	Marques A.	101, 301, 376, 585, P114, P121, P127, P146, P173, P206, P208, P231, P243, P481, P482, P620, P623, P632, P633, P635, P646, P684, P696	Mihai D.-E.	P197
Lorca R.	P686	Marques A.M.	P193	Mihevci M.	P463
Lorenzo Garcia B.	P174, P549	Marques A.R.	P116	Mila L.	364, 90
Lorenzo Lopez B.	94, P249	Marques Da Costa J.	P440	Milazzo V.	P515, P538
Loureiro J.	P403	Marques N.	P189, P194, P215, P216, P250, P433, P519, P522, P636	Milic V.	P120
Loureiro M.J.	301, P193, P200, P206, P623	Martin Cabeza M.M.	586, P261, P473	Militao I.	P182, P665, P674
Lourenco A.	P543	Martin Fernandez M.	P686	Mills N.	P256
Lova Navarro A.	92, P229, P516	Martin Herrero F.	P179, P187	Milner J.	589, P694, P695
Lovric D.	577	Martin I.	P657	Mimoso J.	291, P141, P189, P194, P215, P216, P223, P230, P241, P250, P433, P436, P450, P519, P522
Low J.P.	P622	Martin Lopez A.	P133	Minguito Carazo C.	29, 302, P125, P131, P460
Lozano Bahamonde A.	P199	Martinelli V.	P648	Minguito Carazo Carlos C.M.C.	P237
Lozano F.	P466	Martinez Colombres A.	372	Minora T.	P254
Lozano Ruiz Poveda F.	375, P217, P445, P447, P448, P449, P502	Martinez De Bourio Uriarte R.	P480	Miranda Bacallado J.	P261, P473
Lu H.	578	Martinez Del Rio J.	P262, P268, P502	Miranda H.	P182, P665, P674
Lugacheva Y.G.	P253, P265	Martinez Gomez A.	595	Miranda R.	585, P635
Luigi Amerigo Messina L.A.M.	P185	Martinez J.	P259	Miro O.	329
Lujan Valencia J.	P453	Martinez Vives P.	P437	Miro Ò.	42
Lukyanova M.	P419	Martinez-Sanchez C.	P412, P435, P532	Mirzaei S.	P542
Lupia E.	P681	Martinez-Selles M.	P219, P464, P634, P657	Misailovski M.	P236
Lupon J.	P530	Martins R.	P694, P695	Miyaji K.	P198
Lupon Roses J.	P459			Mizuguchi Y.	362
Lupon-Roses J.	P458			Mladenovic Z.	P122
Lypovetska S.	P195			Moeckel M.	323
Maccario M.	P118			Moeller J.E.	395, P504, P649
				Moeller-Helgestad O.	395

# Index of Authors

FINAL PROGRAMME		FINAL PROGRAMME		FINAL PROGRAMME	
PERSON	NUMBER	PERSON	NUMBER	PERSON	NUMBER
Moeller-Helgestad O.K.	P504	Natividad Andres M.E.	P133	Ottervanger J.P.	91
Mohamed Eldeib M. M.	P621	Natividad Andres R.	298, 300, P133, P638	Ouazani N.	578
Mohammad O.	P457	Navarro Cuartero J.	P212, P263, P431	Ouli S.	303
Molesti D.	P494	Navarro Penalver M.	99	Ozyuncu N.	P518
Molinari S.	P650	Navickas P.	13	Pairone M.	372
Moller J.E.	103	Nawrocka-Millward S.	P156	Pais J.	379, P180
Molnar A.	P138	Nazerian P.	P681	Palacios Echavarren C.	302, P125, P460
Moltrasio M.	P515	Nechita A.	P673	Palacios Echavarren Carmen C.P.E.	P237
Mompeon A.	P531	Nechita A.C.	P669, P670	Palacios Echevarren C.	P131
Monaco F.	P124	Negrini M.	P254	Paljoskovska-Jordanova S.	P236
Monteiro J.P.	P234, P416	Nestelberger T.	18, 329, 42, P507	Palmisano P.	304
Monteiro P.	589	Nesterov A.	P161, P238	Palo A.	P650, P654
Monteiro S.	589, P624	Neto M.	30, P142, P166, P234, P416, P497, P550, P619	Pandini C.	584
Montenegro F.	P644	Neumann J. T.	325, 89, P512, P548	Pandur A.	P678
Montenegro Sa F.	21, P232, P500, P511, P660	Neves Sebaiti D. H.	P491	Pantea V.	P170
Montes Orbe P.M.	P133, P638	Niederdoeckl J.	16	Paoli G.	369, P409, P628
Montorfano M.	P124	Niedziela J.N.	297	Papathanakos G.	P242
Mora G.	P640, P641	Nielsen-Kudsk J.E.	326	Papathanasiou A.	P242
Morais C.	26, 367, 373, P130, P140, P149, P151, P153, P157, P160, P162, P169, P191, P205, P401, P403, P405, P407, P439, P526, P672, P675, P676, P677, P679	Niessner A.	16, P547	Pappalardo F.	P124, P178
Morais J.	21, P205, P232, P500, P511, P644, P660	Nishi J.	P683	Parasiliti Caprino M.	P118
Morawiec B.	329, 42	Nishiyama K.	P663	Parenica J.	329, 42
Moreira J.I.	P225, P626	Nomura C.H.	P698	Park J.S.	22
Morello F.	P681	Noriega F.J.	P437	Park K.	22
Moreno Arciniegas A.	P262, P268, P445, P449	Norvilaite R.	P155, P499	Park T.H.	22
Moreno Reig A.	P262, P268	Notarangelo M.F.	369	Parker W.A.E.	319, P432
Moretti C.	95	Noval Morillas I.	P137, P255, P402, P404, P659	Pasalic M.	577
Morgado G.	101, P173, P200, P231, P620, P633	Nuernberg M.	P267	Pascual Figal D.A.	99
Morgan K.P.	P432	Nunez M.	288, 340, 363	Pascual J.	288, 340, 363
Morici M.	P188	Obling L.	P504	Passarelli I.	15, P485
Morici N.	P178	Obradovic S.	P120, P122	Pastor Perez F.J.	99
Moris De La Tassa C.	P259, P686	Oda T.	P683	Pastorelli M.	P551, P554
Moron Alguacil A.	P262, P268	Ohe K.	P683	Patani F.	304
Mota C.	P543	Ohtsuru S.	P663	Patsia R.	P242
Mota T.	291, P141, P189, P223, P241, P436, P636	Ojeda F.	325, 89, P512, P548	Pavesi P.C.	P680
Mota Tavares F.	P500, P644	Oleinikov V.	P413, P414, P417, P418, P419, P425, P427, P438	Pavlov M.	P476
Mowafy A.	P196	Oliva F.	P178, P188	Pazzanese V.	P527
Moz M.	P626	Oliveira A.	P695	Pecherina T.	P245, P506, P546
Mrdovic I.	593, P687	Oliveira Jr M.T.	P152, P647, P685, P698, P699	Peci P.	584
Mroua F.	P627	Oliveira M.	102	Pecson M. J.	P123, P154
Mueller C.	18, 329, 42, P507, P681	Oliveira Soares A.	P140, P153, P169	Pedersen C.K.	327, 590, P203
Mukhamednazarova F.	P209	Oliveira-Santos M.	P624, P661, P694, P695	Pedreira Perez M.	595
Munoz P.	P464	Oliveras T.	P530	Pego M.	589, P624, P661, P694, P695
Muresan L.	P642	Oliveras Vila M. T.	P458, P459	Pehrson S.	296
Musallam A.	289	Olivetti N.	P647	Peichev I.	P132
Musikhina N.A.	P529, P540	Olsen M.H.	20	Peiro Ibanez O.M.	P443
Musuraca G.	P489	Oltrona Visconti L.	377, 88, P650, P654	Pela' G.	P409
Myrda C.M.	297	Oltrona-Visconti L.	14	Peller M.	P653
Naeem K.	P176	Omahony C.	294, 328	Pepe G.	P551, P553, P554
Naeem K. B.	P493	Omar W.	P408, P444, P446	Peperstraete H.	591
Nagao K.	105	Omede' P.	95	Pereira A.	P234
Nagaraja Moorthy N.	P478	Oo M. M.	P190	Pereira A. R.	101, P173, P231, P620
Nahmany Goldberg N.	396, 87, P218	Opolski G.	P653	Pereira A.R.	376, 585, P114, P116, P127, P146, P173, P193, P200, P206, P208, P243, P481, P482, P623, P633, P635, P646, P684, P696
Naing N.	P220	Oppizzi M.	P128, P527	Pereira E.	102
Naji F.	P462, P463	Ordonez-Llanos J.	295	Pereira E.R.	P234, P416
Najjar H.	P240	Orlov D.O.	P643	Pereira H.	101, 301, 376, 585, P114, P116, P121, P127, P146, P173, P193, P200, P206, P208, P231, P243, P481, P482, P620, P623, P632, P633, P635, P646, P684, P696
Nakajima S.	362	Orme R.C.	319	Pereira M.	P146
Nakamura D.	P699	Ornago O.	584	Pereira R.	P632
Nakamura E.	P683	Ortega E.	P239	Pereira S.	291, P223, P230, P450, P481
Namgung J.	576	Ortega-Paz L.	P531	Perez Copete J.	99
Narayanan S. R.	P625	Osadchuk M.A.	P509, P510	Perez De Prado A.	P125
Nasonova S.N.	P150, P164, P165	Oshchepkova E. V.	P517	Perez Diaz P.	375, P262, P268, P502
Nassar Y.	P408, P444, P446	Osman M.	P176	Perez Martinez M.T.	99
		Ostadal P.	P186, P652	Perez P.	P466
		Ostojic Z.	577		
		Ostrega M.	398		
		Ostrowski S. R.	604		



# Index of Authors

<b>PERSON</b>	<b>FINAL PROGRAMME NUMBER</b>	<b>PERSON</b>	<b>FINAL PROGRAMME NUMBER</b>	<b>PERSON</b>	<b>FINAL PROGRAMME NUMBER</b>
Perez Vizcayno M.J.	P437	Radzishevsky E.	396, 87, P218	Rodriguez Serrano A.	92, 293, P252, P516
Perez-Villa F.	104	Radnai B.	P678	Roehnisch J.-U.	P175
Perkan A.	28	Radovanovic D.	17	Rogovskaya Y.	397
Pern T.	P406, P487	Radovits T.	27	Rogovskaya Y.U. V.	314
Pernencar S.	P232, P511	Radutiu S.	P629, P642	Rogovskaya Y.U.V.	P115, P639
Pesce M.	16	Rafael A.	P182, P665, P674	Roguin A.	289
Petelina T.I.	P529, P540	Rafecas A.	90	Rohla M.	286, P214
Petracci B.	579	Rafecas Ventosa A.	364	Roman Rego A.	595
Petrela E.	P455	Raff S.A.	P143	Romero Roche L.	29
Petrescu L.	P673	Ragab D.	P163	Roque D.	26, 367, 373, P130, P149, P151, P157, P160, P162, P191, P401, P403, P405, P526, P672, P675, P676, P677, P679
Petris A.	P673	Raimondi M.	P650, P654	Roque M.	P239
Pettersson A.S.	P649	Raineri C.	15, 88, P117, P129, P485	Rordorf R.	579
Pettersson Meyer A. S.	604	Rajic D.	593	Rosa X.F.	P647
Petyunina O.V.	P422, P536, P539	Ramirez Guijarro C.	P212, P213, P263, P264, P420, P431	Rosan L.R.	P170
Peyracchia M.	95	Ramirez-Escudero Ugalde G.	P480	Rosenfeld I.	P479
Philbert B.T.	103	Ramondo A.B.	P136	Rosenschein U.	396, 87, P218, P400
Phyo W.	P220	Ramos Polo R.	P465, P664	Rosianu H.	P629
Piackova E.	23, P214, P233, P267, P542	Ramos R.	363	Rossington J.	P415
Picarra B.	P180, 379, P235, P514	Ramos Ruiz P.	92, 96	Rovati A.	P144
Picarra B.P.	290	Rangarajan Ramalingam R.	P478	Rubartelli P.	P247, P452
Piccione Saponara L.G.	P525	Rangel I.	P114	Rubboli A.	P680
Piegza J.	398	Ranieri C.	28	Rubia Martin M.C.	P187
Piemonti C.	584	Ranucci M.	P184	Rubini Gimenez M.	329, 42
Pietila M.	361	Rao S.V.	P451	Rubino M.	P515, P538
Pinar Bermudez E.	293, 96	Raposeiras Rubin S.	95	Ruebsamen N.	89, P512, P548
Pinilla Echeverri N.	P217, P445, P447, P448, P449	Rasmussen M.B.	590, P203	Rueda F.	P530
Pintassilgo I.	P121	Raso I.	15, P117	Rueda Sobella F.	P458, P459
Pinto F.J.	32, P181, P440	Rasulova Z.D.	P158	Ruedelstein R.	323
Piqueras Flores J.	375, P217, P262, P268, P445, P447, P448, P449, P502	Rathod K. S.	294, 328	Ruhittel S.	100
Piqueras J.	P466	Ratkovic N.	P120, P122	Ruivo C.	21, 290, P232, P500, P511, P644, P660
Pislaru S.V.	P483	Rato Q.	P484	Ruiz Garcia P.	P521, P523
Placido R.	32	Ravn H.B.	395	Ruiz-Rodriguez J.C.	364
Ploesteanu R. L.	P669, P670	Ray S.	20	Rupprecht H. J.	592
Pocesta B.	P236, P533, P662	Rebenkova M.	397	Russell R.R.	587
Podesser B.K.	P542	Rebenkova M.S.	314, P115	Russo C.F.	P178
Polasek R.	P186, P652	Reccia M.R.	P260	Ruzsa Z.	P201
Politi P.	P648	Recio Mayoral A.	P174, P249, P549	Ryabov V.	397, P513, P537
Politowski P.	P498	Regazzoli D.	P124	Ryabov V.V.	314, P115, P253, P265, P434, P639
Polykutina O.	P506, P546	Reichenspurner H.	330	Ryabova T.	P513, P537, P639
Ponikowski P.	P156	Reichlin T.	18, P507, P507	Ryabova T.R.	314, P115
Ponomarenko I.	P505, P541	Reina Toral A.	94	Ryzhykova M.	P488
Ponte Monteiro J.	30, P142, P166, P497, P550, P619	Reinmets J.	P406	Sa C.	P171, P172, P192, P266, P484, P544
Pop C.	P673	Remkes W.S.	91	Saad M.	P163
Pope M.	365	Renne T.	325	Saar A.	292
Popescu M.I.	P170	Renzi N.	P494, P551, P552, P553, P554	Sabate M.	P531
Popescu R.A.	366	Repetto A.	14, 88	Sacchetti A.	P153, P169
Portero Portaz J.J.	P212, P213, P263, P264, P420, P431	Requena Ibanez J.A.	P262, P268, P502	Sacco A.	P178, P188
Portolan M.	14, 88	Resciniti E.	P680	Sachetti A.	367, P149, P151, P157, P160, P162
Posada-Martinez E.L.	P411	Reskovic Luksic V.	577	Sadamatsu K.	P683
Price S.	P630	Reta Ajo L.	P179, P187	Sadiq M.A.	P668
Prieto Garcia S.	P131	Reynolds H.	345	Saez Moreno J.R.	P199
Prieto Gonzalez S.	302, P125, P460	Ribeiro Carvalho R.	P511	Saez Moreno R.	P480
Prieto Gonzalez Silvia S.P.G.	P237	Riccardi O.	582	Saez R.J.	368
Prieto Mateos D.	P420	Richardson J.D.	P432	Safdar B.	345, 587, P492
Puchinyan N.	588	Rickli H.	17	Sagara S.	P683
Puelacher C.	18, P507, P507	Rigueiro Veloso P.	595	Sakurai K.	P556, P631
Puerta M.	P640	Rijo D.	102	Salas Bravo D.	P262, P268
Puhan M.	17	Rilo Miranda I.	298, 300	Salvatore Scianna S.S.	P185
Pujol-Lopez M.	104, P239, P531	Ristic A.	P120, P122	Salyamova L.	P413, P428
Puzyrev V.	P245	Rivlin E.	396, 87, P218	Samalavicius R.S.	P503
Pyka L.P.	297	Rocha C.	P647	Sambola A.	90
Qordja M.	P135	Rochitte C.E.	P699	Sammour R.	P258
Quintas Ovejero L.	298, 300, P638	Rodionova J.V.	P536	Samokhvalova M.	P524
Quintern V.	P443	Rodrigo Carbonero J.D.	P133, P638	Samy M.	P408
Rabia G.	P628	Rodrigues I.	P227		
		Rodrigues R.	P142, P166, P171, P172, P192, P234, P266, P416, P484, P497, P544, P550, P619		
		Rodriguez C.	364		
		Rodriguez J.	P443		

# Index of Authors

<b>PERSON</b>	<b>FINAL PROGRAMME NUMBER</b>	<b>PERSON</b>	<b>FINAL PROGRAMME NUMBER</b>	<b>PERSON</b>	<b>FINAL PROGRAMME NUMBER</b>
San Martin Gomez M.A.	P525	Serrao M.G.	P234, P416	Sokolski M.	P156
Sanchez Fernandez P.L.	P179, P187	Shabbir A.	P520	Soliman H.A.M.D.Y.	P682
Sanchez Galian M.J.	293, 92, 96	Shacham Y.	287, P410, P470	Solodenkova K.S.	P509, P510
Sanchez Grande-Flecha A.	371	Shah N.	P134	Solomou E.	P415
Sanchez P.	P239	Shakya S.	P198	Somaschini A.	377, P204, P247, P452
Sanchez Perez I.	375, P217, P445, P447, P448, P449, P466, P502	Shalaev S.	P424	Sommer A.	396, 87, P218
Sanchez Serna J.	99	Shames D.	P248	Sorensen J.T.	590, P203
Sangalli F.	P177, P557	Shaposhnikova Y.	P469	Sorokin L.	P244
Sans Rosello J.	P637	Shapsigova O. A.	P486	Sousa J.	P234, P416
Santiago E.	104	Sharif D.	P400	Sousa J.A.	30, P142, P166, P497, P550, P619
Santini M.	P551, P553, P554	Sharif Y.	P400	Sousa-Casasnovas I.	P219, P464, P634, P657
Santos A.R.	379, P235, P514	Sharif-Rasslan A.	P400	Spatz E.	345
Santos L.	P500, P644	Sharoyan U.A.	P529, P540	Spaziani C.	369
Santos M.	26, 373, 589, P205, P401, P672, P675, P676, P677, P679	Shaw P.	319	Speidl W.	98, P547
Santos Mateo J.J.	99	Shchekochikhin D.	P161, P238	Speidl W.S.	100, P148
Santos N.	P166, P234, P416, P497, P550	Shehu E.	P236, P533, P662	Spertus J.	345
Santos R.	P192	Shelkovnikova T.A.	P639	Spezzano T.	88, P117
Santos R.P.	290	Shelushenko E.A.	P143	Spiel J.	P656
Santos S.	P443	Shenouda G.	P251	Spisni L.	P551, P552, P553, P554
Santos W.	291, P141, P189, P194, P215, P216, P223, P230, P241, P250, P433, P450, P519, P522, P636	Shigotarova E.	P425, P427	Spoladore R.	P128, P527
Sanz E.	P443	Shilova A.	P161, P238	Spyrou N.	P520
Sanzo A.	579	Shimoda M.	P663	Srdic M.	P687
Saraiva F.	P232	Shmotkina A.	P161	Sredniawa B.	P653
Saralidze T.	P246, P246, P430, P430	Shorikov E.	P429, P496	Sridhar S.R.I.	P190
Saraste A.	361	Shorikova D.	P429, P496	Srimahachota S.	P474
Sasahashi N.	P663	Shurdha O.	P135	Stamate S.C.	P669, P670
Sato H.	P631	Shuttleworth A. J.	P630	Stan L.	P138
Satriano A.	P184	Shved M.	P195	Stangliczky T.	P201
Saturno-Chiu G.	P411	Siddiqui A.	P472	Staudt Gerald S.	P482
Saudone M.	32	Siddiqui T.	P472	Stavileci B.	P508
Savastano S.	579, P648, P650, P654	Sierra-Fernandez C.	P412, P435	Stefanini G.G.	82
Savic L.	593, P687	Silenzi M.	P666	Stefano D'alessandro S.D.	P185
Schaerli N.	18, P507, P507	Silva A.	P543	Steininger M.	16, P651
Schizler B.	P678	Silva B.	P142, P234, P416, P550	Stekolschikova N.	P209
Schmidt H.	P649	Silva D.	P194	Stenggaard C.	327, 590, P203
Schnabel R.	592, P228	Silva M.	102	Stepanovs N.	P667
Schnaubelt S.	16, 19, P651	Simoes J.	26, 367, 373, P130, P140, P149, P151, P157, P160, P162, P169, P191, P205, P401, P403, P405, P407, P439, P672, P675, P676, P677, P679	Stepinska J.	398, 93, P653
Schneider R.	P655	Simoes O.	301, P116, P193, P200, P206, P635, P684	Stockburger M.	P175
Schoeller R.	P175	Simoes O.S.	376	Stokes H.	319
Schoenichen C.	37	Simon A.	16	Stolar M.	P492
Schrage B.	330	Simon Garcia M.A.	P213, P263, P264	Storey R.F.	319, P432
Schuehlen H.	P175	Simon J.	27	Strabelli T.M.	P152, P685
Schultz J.	326	Sinagra G.	28	Strachan F.	P256
Schwarzl M.	330	Sinclair H.	365	Strautmane S.	P671
Scianna S.	P177	Sinkovic A.	P462, P463	Strejcek M.	P186, P652
Sebaiti D.	101, 376, P114, P116, P193, P200, P206, P231, P243, P482, P620, P623, P633, P646, P684, P696	Sinning C.	592, P228	Stride N. O.	374
Sebati D.	P173	Sinusas A.	587, P492	Strike P.	365
Seiffert M.	592, P228	Sionis A.	295, P637	Stronati G.	P666
Seiner J.	P186, P652	Sipos D.	P678	Stucchi M.	P178, P188
Seiti J.	P455	Sirbu V.	P673	Subirana P.	364
Seixo F.	P171, P172, P192	Sirker A.	294, 328	Suitsu Y.	P663
Semedo P.	P180	Sirotkina O.	P501	Sukmanova I.	P505, P541
Semerdziaeva N.	P210, P211	Siswanto B.B.	P451	Sukmawan R.	P451
Seoane Garcia T.	P521, P523	Sitges M.	104	Sultan A.	P258
Seoane T.	94	Siwolowski P.	P156	Sulzgruber P.	16, 19, P651
Separovic Hanzevacki J.	577	Skride A.	P671	Sumaya W.	319, P432
Sepe P.A.	P144	Slagman A.C.	323	Sumin A. N.	P691
Sergeeva T.Y.U.	P691	Slavich M.	P128, P527	Sun J.J.	P207
Serpytis P.	13, P503	Slepukhina V.A.	P509, P510	Suryapranata H.	91
Serpytis R.	13, P503	Slonka G.	398, 93	Suslova T.	P513, P537
Serra Flores J.	P458, P459	Slutsky T.	P475	Suvorov N.	P257, P524
Serra J.	P530	Smetana P.	P267	Suzuki H.	P198
Serra-Flores J.	P530	Soeiro A.	P152, P647, P685, P698, P699	Suzuki T.	380
Serrano I.	P443	Soeiro M.C.F.A.	P152, P685, P698, P699	Svanidze T.	P246, P430
Serrano Jr C.V.	P699	Soendergaard H.M.	327	Svet A.	P161, P238
		Soerensen N.	325, 89, P512, P548	Swiatkowski A.	P653
		Soholm H.	103	Tabebi N.	P693
				Taboada Gomez J.	298
				Taema K.	P163

# Index of Authors

<b>PERSON</b>	<b>FINAL PROGRAMME NUMBER</b>	<b>PERSON</b>	<b>FINAL PROGRAMME NUMBER</b>	<b>PERSON</b>	<b>FINAL PROGRAMME NUMBER</b>
Tafaj E.	P135, P455	Urraca Espejel C.	P212, P213, P263, P264, P420, P431	Weidenauer D.	P651
Tagaeva D.R.	P158	Uskach T.M.	P150, P164, P165	Weihls V.	P267
Tahilyani A.	P168	Vahlberg T.	361	Weis S.	P233
Tajstra M.	297, 398	Vakulchik K.	P424	Weiss T.	P267
Takahashi A.	362	Van Der Sluis A.	91	Weiss T.W.	286
Takakatsu Y.	P556	Van Mieghem N.	580, P126	Wessely E.	P267
Takase S.	P683	Van 'T Hof A.W.J.	91	Westermann D.	325, 330, 592, 89, P228, P512, P548
Takashima N.	380	Van 'T Riet E.	91	Wi J.	P183
Takayama M.	105	Van Tulder R.	P651	Wiberg C.	604
Tan Kurklu T.S.	P518	Vandenberghhe W.	591	Wiberg S.	296
Tanaka H.	105, P663	Vanini B.	P648	Wiberg S. C.	374
Taniguchi N.	362	Vanni S.	P494, P552, P553, P554, P681	Wildi K.	18
Taravari H.	P236, P533, P662	Varpula M.	361	Win N.	P220
Tashiro H.	P683	Vavlukis M.	P236, P533, P662	Winnisch M.	P651
Tassovska P.	P456, P468	Vazquez Andres D.J.	293, 96	Winther-Jensen M.	103, 24
Tatarunas V.	P499	Vazquez Garcia R.	P255, P402, P659	Witassek F.	17
Tatu-Chitoui G.	P673	Vecchiato C.	P144	Witkowski A.	93
Tavazzi G.	P129	Veeraraghavan S.	P478	Wojakowski W.	398, 93
Teixeira L.	P481	Velasquez J.	P219, P634	Wojta J.	100, 16, 286, 98, P148, P542, P547
Teles L.T.	290	Velho T.R.	P632	Wragg A.	294, 328
Tello S.	P459	Verikas D.	P155	Wu M.	P117, P485
Telo S.	P421	Vezzani A.	369	Wurm R.	100
Tereshchenko S.N.	P150, P164, P165	Viana Llamas M.	P525	Wussler D.	18
Terkelsen C.J.	327, 590, P203	Viana M.	P225	Wutzlhofer L.	P148
Testa L.	582	Viana Tejedor A.	P437	Wysokinski A.	P139
Teuteberg J.	578	Vicent Alaminos L.	P219, P464, P634, P657	Khafaj M.	P135, P455
Theres H.	P175	Vicentini A.	579	Yamada T.	362
Thomsen J.H.	296, 604	Vidal M.	P443	Yamaguchi T.	105
Thygesen K.	590, P203	Vida-Simiti L.	P673	Yamamoto M.	P423
Tica O.	P170	Vidigal Ferreira M.J.	P624, P661, P694, P695	Yamamoto T.	105, P198
Tica O. A.	P170	Vignali L.	369	Yarema N.	P195
Timoteo A.	P227, P534, P535	Vila Perales M.	P637	Yarmosh I.	P257, P524
Tint D.	P673	Vila-Perales M.	295	Yasmeen A.J.A.Z.	P625
Titu H.	P258	Vilardell P.	363	Yasunaga H.	P683
Toaima K.	P472	Viliani D.	P489	Yazeed Y.	P202, P251
Tocitu A.	366	Villanueva Ospino D.	P137	Yordanova H.	P456, P468
Tocitu A.M.	P167	Villar Calle P.	P249, P453, P549	Yoshikawa T.	105
Todd S.	584	Vinals C.	P239	Yoshitake T.	P631
Tognarelli A.	P494, P552	Vinas D.	363, P465	Young B.	P622
Toktosunova A.	P 159, P426	Vinas Fernandez D.	P664	Youssef A.A.	305
Tomashevskaya Y.	P417, P427	Vinereanu D.	P119	Zahn R.	P457
Tomoaia T.	P138, P629, P642	Vinhas H.	P146	Zaimi E.	P455
Topilsky Y.	P410	Vinnakota S.	P483	Zainal Abidin I.	P668
Tornvall P.	P269	Vintizenko S.I.	P115, P639	Zamroni D.	P451
Torp-Pedersen C.	24	Viola G.	P188	Zaw M.	P220
Torres M.C.	P154	Vishlov E.V.	P434	Zeller T.	325, 592, 89, P228, P512, P548
Totaro R.	14, 579, P129, P485	Vitola B.	P671	Zembala M.	93
Tramarin R.	582	Vives Borrás M.	P637	Zengin E.	592, P228
Tremaskina O.V.	P441	Vives-Borrás M.	295	Zeymer U.	P457
Trendafilova E.	P456, P468	Volkova A. L.	P486	Zhirov I.V.	P150, P164, P165
Trifunovic D.	P687	Volkova A.L.	25	Zhuravleva E.	P245, P506, P546
Trigo J.	P225, P626	Vollert J.O.	323	Zikou X.	P242
Triki F.	P690, P692, P693	Voltini M.	377	Zouari A.	303, P399, P627, P692
Trzeciak P.	398, 93	Vouga L.	102	Zykov M.V.	P545
Trznadel A.	P498	Vranes D.	P120, P122	Zymlinski R.	P156
Tscharre M.	23, 286, P214	Vukicevic M.	P687		
Tsoi E.	P639	Vyalkina Y.	P424		
Tulo A.	P421	Vyshnevskaya I.R.	P422, P539		
Turco A.	P129	Vyshnevskaya I.R.Y.N.A.	P536		
Turco A.T.	P204	Wachtell K.	20		
Tutarini C.	P260	Walczewski M.	P653		
Twerenbold R.	18, 329, 42, P507, P507	Waldeyer C.	P228		
Tycinska A.	398	Walter W.	P436		
Uchasova E.	P528	Wang X.	P207		
Udayachalerm W.	P474	Wardle L.	365		
Udovichenko A.	P238	Watad M.	P400		
Ueda K.	P220	Watson T.	P622		
Ueda T.	P663	Wegmayr C.	23, P214, P233		
Ullate De La Torre A.	P480				
Uribarri Gonzalez A.	P179				
Uribe Heredia N. G.	P525				





The Acute Cardiovascular Care Association (ACCA) is a branch of the European Society of Cardiology (ESC). The ESC is a not-for-profit medical society led by volunteers. Our mission is to reduce the burden of cardiovascular disease.

Through our global network of 56 Member National Cardiac Societies and 43 Affiliated Cardiac Societies we identify cardiovascular trends, address inequalities and share best practices to improve standards of care for patients.

The ESC counts 90 000 members from across the globe, including over 4 000 distinguished Fellows of the ESC. We cover the full spectrum of cardiology through our 27 subspecialty communities, giving us a unique perspective on all areas of cardiovascular science.

## What we do

We provide our members and the global cardiology community with the support and tools they need to deliver the best possible care. In addition to the publication of 12 scientific journals, a variety of textbooks and internationally respected ESC Clinical Practice Guidelines, we do this through five strategic focus areas:

### CONGRESSES

- ESC Congress - the world's largest cardiovascular meeting
- Nine subspecialty congresses, including the Acute Cardiovascular Care Congress

### EDUCATION

- Online and face-to-face learning
- Certification

### RESEARCH

- Registries and data collection

### ADVOCACY

- Fostering partnerships and providing expertise to shape policy

### MEMBERSHIP

- The world's largest community of healthcare professionals fighting heart disease

## Ethical integrity

The ESC adheres to the Alliance for Biomedical Research in Europe Code of Conduct to ensure objectivity, transparency and integrity.

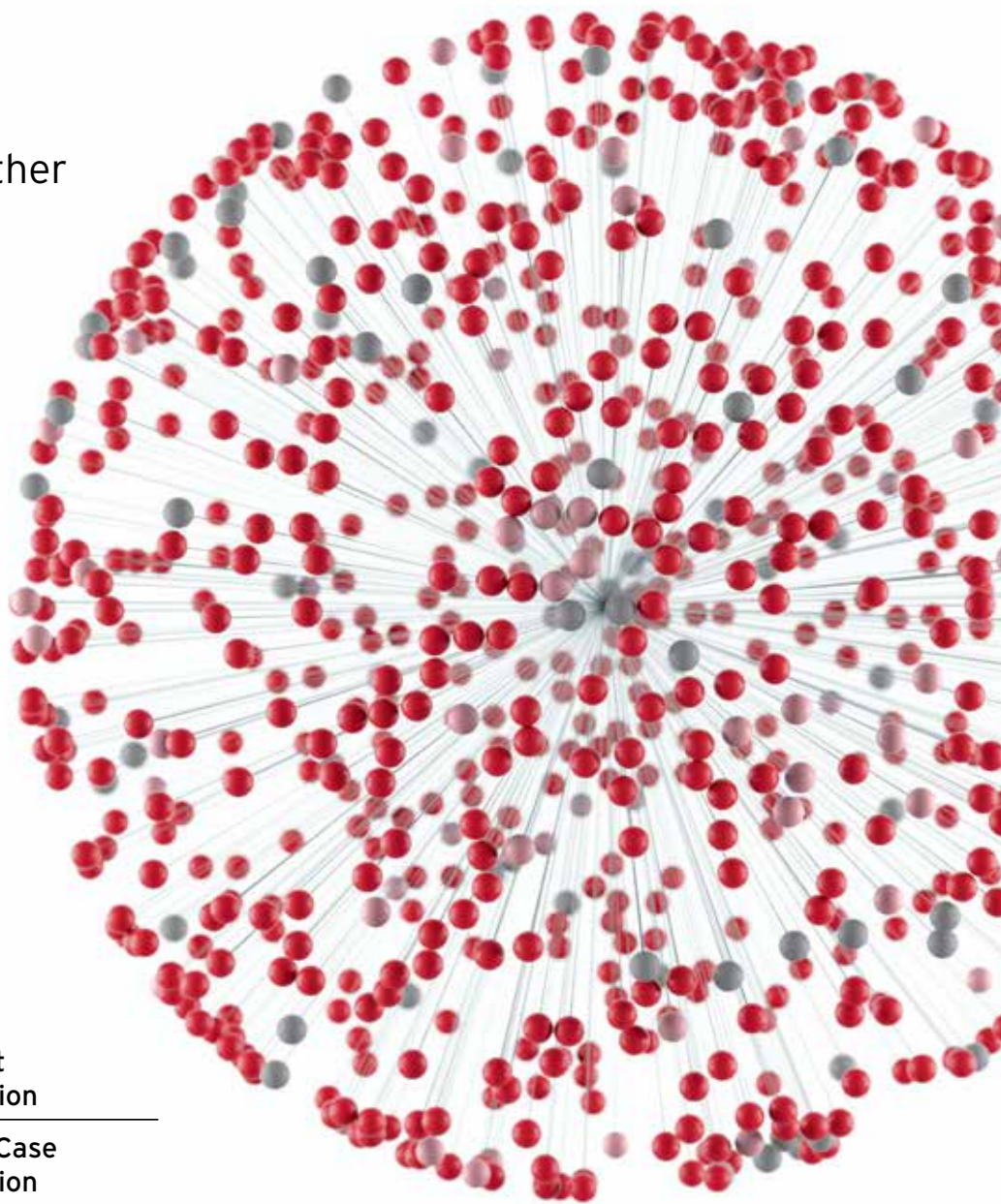
**Discover more about the ESC and how it can support you on the ACCA stand.**

# ESC Congress Munich 2018

**25-29 August**

Where the world of  
cardiology comes together

See  
the Acute  
Cardiac Care  
sessions



## Key dates:

<b>Mid Dec - 14 Feb</b>	Abstract submission
<b>Mid Jan - 1 March</b>	Clinical Case submission
<b>Mid March - 21 May</b>	Late-Breaking Science submission
<b>31 May</b>	Early registration deadline
<b>31 July</b>	Late registration deadline

[www.escardio.org/ESC2018](http://www.escardio.org/ESC2018)  
#ESCcongress



**ESC**

European Society  
of Cardiology



**ACCA**  
Acute Cardiovascular  
Care Association

# **ACUTE CARDIOVASCULAR CARE2019**



**2-4 March**  
**Malaga, Spain**

[www.escardio.org/acutecvd](http://www.escardio.org/acutecvd)

**#ACUTECVD19**



**ESC**

European Society  
of Cardiology