

2020 | POLICE & SPECIAL SERVICE VEHICLES



FORD FLEET

UNRIVALED SELECTION



Ford proudly presents its most electrifying lineup of crimefighting power:

- Police Interceptor Utility – the best-selling police vehicle in America¹ and the first-ever pursuit-rated hybrid police utility
- Police Responder Hybrid Sedan – the first pursuit-rated hybrid to market
- Special Service Plug-in Hybrid Sedan – the first Ford plug-in hybrid for police work; not shown
- F-150 Police Responder – the first pursuit-rated pickup truck
- F-150 SSV – Built Ford Tough® for Special Service; not shown
- Expedition/MAX SSV – the largest Ford SUV outfitted in the name of Special Service
- Transit PTV – Built Ford Tough Prisoner Transport now available with AWD capability

FULL FORD POLICE LINEUP

All-New 2020 Police Interceptor® Utility	2
Hybrid Savings Calculator	5
2020 Police Responder® Hybrid Sedan	6
2020 F-150 Police Responder	8
2020 Special Service Plug-In Hybrid Sedan	11
2020 F-150 SSV	12
2020 Expedition/MAX SSV	13
New 2020 Transit PTV	14
Vehicles for Support Services	15

POLICE INTERCEPTOR UTILITY DNA

Safety & Security	16
Heavy-Duty Durability	18
Total Performance	20
Purpose-Built	22
Upfit-Friendly	24

DETAILED VEHICLE SPECS

Police Interceptor Utility	26
Police Responder Hybrid Sedan & SSV Plug-In Hybrid Sedan	30
F-150 Police Responder	32
F-150 SSV	34
Expedition/MAX SSV	36
Transit PTV	38

UPFIT SOLUTIONS & OPTIONAL FEATURES

Police Interceptor Utility Lighting Solutions	40
Police Responder Hybrid Sedan & SSV Plug-In Hybrid Sedan Lighting Solutions	42
Factory-Installed Upfit Packages	44
Select Factory-Installed Upfit Options	46
Vehicle Special Order (VSO) Paint, Lighting & Equipment	47

CUSTOMER SERVICE

Essential Resources	48
Elite Police Advisory Board (PAB)	49

¹Based on IHS Polk police vehicle registration data for 2018CY.



YES, THE HYBRID IS STANDARD ISSUE

The all-new, no-trade-offs 2020 Ford Police Interceptor Utility¹ is the first-ever pursuit-rated hybrid police SUV: Fortified with full-time Intelligent AWD, an amazing 3.3L V6 hybrid engine and an all-new 10-speed transmission, it outperforms the outgoing 3.7L V6 AWD Police Interceptor Utility, not to mention all police utility competitors – including V8-equipped models – that participated in official testing.² Acceleration figures, lap times and top-speed numbers were tallied during rigorous evaluations conducted by the Michigan State Police and Los Angeles County Sheriff's Department.²

Potential fuel savings: The hybrid powertrain offers significant potential improvements in fuel use when reduced engine idle time and a projected EPA-estimated combined rating of 24 mpg³ are factored in, potentially saving \$3,509 per vehicle per year. Calculation based on comparison with the 3.7L V6 Police Interceptor Utility and an example fuel price of \$2.75 per gallon. (See the next page for computations in depth.)

Purpose-built in the U.S.A.⁴ with duty-ready technology: Designed and engineered in Dearborn and assembled in Chicago with over \$2,000 worth of additional standard features (along with improved horsepower, torque, acceleration and top speed), there's even more potential value for taxpayers' money. The built-in Ford modem and complimentary 2-year Ford Telematics™ subscription⁵ make for timely cloud-based, manufacturer-grade insights to help optimize running costs and improve asset utilization. Bluetooth® wireless connectivity allows for pass-through voice commands to mobile devices. Deep sand/snow traction control has a handy on/off button in the control panel. The Class III trailer hitch receiver provides trailer-towing capacity to a max. 5,000 lbs.⁶ Dual-zone electronic automatic temperature control (DEATC) optimizes comfort. Automatic on/off headlamps revert to the last-used position. And low-/high-LED headlamps with wig-wag capability and pre-drilled holes for user-installed warning strobes come standard, as do 4 user-configurable switches on the steering wheel. The steering column itself is now tilt/telescoping.

Exceptional safety, again: The 2020 Police Interceptor Utility is 75-mph rear-impact crash tested.⁷ It proudly continues to be the only vehicle in the world engineered to meet the test. Repeat: no trade-offs.

See additional Police Interceptor Utility DNA on pages 16-25: This includes details on 2 all-new engine options – the 3.3L V6 direct-injection FFV and the 3.0L EcoBoost® V6 – in addition to the 3.3L V6 hybrid.

POLICE INTERCEPTOR® UTILITY



POLICE INTERCEPTOR

¹Coming Summer 2019. ²Based on 2019 Michigan State Police Vehicle Evaluation Program – based on 0-60 mph, 0-80 mph, 0-100 mph, top speed and lap times. ³Actual mileage will vary. Final EPA-estimated ratings not yet available. ⁴Assembled in the U.S.A. with domestic and foreign parts. ⁵2-year subscription for Ford Telematics starts on vehicle sales date. Subscription features may be limited. Factors causing this limitation may include, but are not limited to, issues related to cellular coverage, carrier outages and carrier network service interruptions. Complimentary service ends after 2 years. ⁶When properly equipped. Wiring kit required to tow trailers. ⁷The full-size spare tire secured in the factory location is necessary to achieve police-rated 75-mph rear-impact crash-test performance attributes.

THIS HYBRID IS JUST THE TICKET

Innovative engineering and design of the hybrid system helps ensure an abundance of versatile passenger/cargo room: Total interior volume is actually upped to 170.0 cu. ft. It's a full 3.5 cu. ft. more space than what was offered in the previous-generation Police Interceptor® Utility. Passenger volume remains vast at 118.0 cu. ft., and cargo volume behind the 2nd row expands greatly to 52.0 cu. ft. Spaciousness originates with the strategic placement of the hybrid's battery pack below the floor of the rear seats.

On the standard Ford Police Interceptor, the electric motor's high-voltage lithium-ion battery pack utilizes an advanced liquid heating and cooling system that's a Ford first for an FHEV (Full Hybrid Electric Vehicle). This integrated system helps keep the pack's components operating at optimum temperature. Ready to go regardless of weather, the battery pack's approximately 280 volts (with 35kW peak discharge power) are more than capable of energizing the electric motor located in the all-new 10-speed modular hybrid transmission. The battery pack can power the full complement of law-enforcement equipment – from the lights and radio, to laptops and printers, plus the cabin's AC and heat – even when the engine's off during idle. Remain calm, cool or warm, and collected.

Cold cranking power – to start the all-new longitudinal-mounted 3.3L direct-injection hybrid V6 – is assured with the H7 AGM (absorbent glass mat) 12V. It has an impressive 800 CCA/80-amp rating. Or optionally step up to the H8 AGM version with an 850 CCA/92-amp starting power. To best support police upfit and agency electronics, a high-output 220-amp DC/DC converter is put into action in place of an alternator.

A police-calibrated high-performance Regenerative Braking System means that when braking, the Police Interceptor battery is charging. Regenerative technology captures energy from vehicle motion by turning the electric motor as a generator, converts braking energy to electricity, and stores it in the lithium-ion battery pack for later use.



POWERFUL HYBRID SAVINGS

RESPONSIVE TO YOUR RIGHT FOOT AND, ALSO IMPORTANTLY, YOUR BUDGET

The all-new 2020 Police Interceptor Utility – that comes standard as a hybrid electric vehicle (HEV) with AWD – offers significant potential fuel savings. Its lithium-ion hybrid battery can provide added benefits when considering the unique idling demands of day-to-day police use.

While driving. Police Interceptor Utility (standard HEV AWD) projected fuel economy compares favorably against the Police Interceptor Utility (3.7L AWD).

While stopped. Even when not in motion, police vehicles must constantly keep their engines running to power electrical equipment. Ford data shows that police vehicles spend approximately 61% of each shift at engine idle: This equates to roughly 4.9 hours of every 8-hour shift. The Police Interceptor Utility (standard HEV AWD) reduces engine idle time by powering the high electrical loads of a police vehicle with its lithium-ion battery. So the engine runs less – intermittently called upon to top off the battery.

Police Interceptor Utility (3.7L AWD)	2020 Police Interceptor Utility (standard HEV AWD)	Police Interceptor Utility (3.7L AWD)	2020 Police Interceptor Utility (standard HEV AWD)
20,000 miles driven per year ÷ 17 MPG (EPA-estimated combined rating) ¹ = 1,176 gallons of fuel consumed per year	20,000 miles driven per year ÷ 24 MPG (Projected EPA-estimated combined rating) ² = 833 gallons of fuel consumed per year	4.9 hours idling per 8-hour shift x .465 gallons of fuel consumed per hour³ x 2 shifts per day x 365 days per year = 1,663 gallons of fuel consumed per year	4.9 hours idling per 8-hour shift x .204 gallons of fuel consumed per hour³ x 2 shifts per day x 365 days per year = 730 gallons of fuel consumed per year

While driving, the all-new Police Interceptor Utility (standard HEV AWD) potentially saves **343** gallons of fuel per year, per vehicle.

While stopped, the all-new Police Interceptor Utility (standard HEV AWD) potentially saves **933** gallons of fuel per year, per vehicle.

In summary, the all-new 2020 Police Interceptor Utility (standard HEV AWD) potentially saves:

An estimated **343** gallons of fuel per year while driving.

(+) An estimated **933** gallons per year saved while vehicle is at idle.

(=) An estimated **1,276** gallons saved per year, total.

That's **\$3,509** in potential savings per year, per vehicle. (Assuming an example gas price of \$2.75 per gallon.) Projecting to 4-, 5- or 6-year ownership terms, savings could grow to as high as \$34,452 at \$4.50 per gallon (see chart at right).

Additionally, there's a potential **22,560 lbs.** of CO₂ output⁴ reduced per year, per vehicle.

Visit fordpoliceinterceptor.com to calculate your own agency's potential savings.

2020 Police Interceptor Utility (standard HEV AWD)			
Potential Total Savings at Varying Gas Prices and Terms			
	4 Years	5 Years	6 Years
\$3.00/gallon	\$15,312	\$19,140	\$22,968
\$3.50/gallon	\$17,864	\$22,330	\$26,796
\$4.00/gallon	\$20,416	\$25,520	\$30,624
\$4.50/gallon	\$22,968	\$28,710	\$34,452

¹EPA-estimated 15 city/20 hwy/17 combined mpg, 3.7L AWD. Actual mileage will vary. ²Projected EPA-estimated combined rating of 24 mpg. Actual mileage will vary. Final EPA-estimated ratings not yet available. ³Idle Fuel Consumption estimates are based on fuel flow measurements taken during 2 hours of continuous idling. Vehicles were driven for 18 miles at highway speeds prior to idling. Idle testing was conducted in an indoor facility at 73°F. The following vehicle accessories were activated during the test: Climate Control A/C, set to full cool condition; Vehicle Audio System, set to 30% of maximum volume. An electrical power draw load box drawing 32 amps was also connected to each vehicle's 12-volt battery to simulate the following estimated Police accessory loads: Emergency Lights (est. 25 amps); Laptop Computer (est. 3 amps); Police Radio (est. 4 amps). Additional testing details are available at ford.to/2H9qBEf. ⁴Burning a gallon of E10 ethanol fuel produces about 17.68 pounds of CO₂ emitted from the fossil fuel content, according to data provided by the U.S. Energy Information Administration (<http://ford.to/eiareport>).



POLICE RESPONDER® HYBRID SEDAN

POLICE RESPONDER

A GREENER SHADE OF BLUE™

The Ford Police Responder Hybrid Sedan stands as the first pursuit-rated hybrid to market. Purpose-built for the police duty cycle, it's outfitted in the heavy-duty, upfit-friendly style of the Police Interceptor.

Optimized for local patrol, this forward-thinking, award-winning hybrid has an EPA-estimated rating of 40 mpg city! Combining a 2.0L I-4 Atkinson-cycle engine, an 88-kW electric A/C motor and a 1.4-kW lithium-ion battery pack, it most definitely earns its efficiency badge.

Minimizing engine idle, large electrical loads demanded by police use can be handled more efficiently than a conventional gas-powered cruiser. The Police Responder Hybrid Sedan potentially reduces engine idling time by powering its electrical load with the lithium-ion battery; the engine is required intermittently to top off the battery.

More uptime, less downtime: Compared to the Police Interceptor Sedan (3.7L AWD), your agency could potentially save 1,551 gallons of fuel and \$4,263 per year, per vehicle.² Benefits also include 27,421 lbs. of reduced CO₂ emissions,³ as well as potentially fewer fill-ups – meaning reduced downtime to help keep your vehicles and officers on the road, at the ready.

Every Police Responder Hybrid Sedan comes with a built-in Ford modem and complimentary 2-year Ford Telematics™ subscription.⁴ It's a powerful, simple-to-use tool that delivers manufacturer-grade information, insights and solutions – including potential fuel savings, CO₂ emissions and vehicle health – to your fingertips.

This pursuit-rated hybrid sedan comes loaded with police-exclusive attributes. The powertrain is pursuit-calibrated and there are front deflector plates for underbody protection. Regenerative braking and the cooling system are police-purposed. The suspension, wheels, tires, hubcaps and brakes are police-tuned. Police-specific front seats have heavy-duty cloth with slim bolsters, plus anti-stab plates in the seat backs. Instrumentation is police-centric. The rotary gear shift dial is relocatable. And vinyl rear seating and flooring are easy-clean.

Police Responder Hybrid Sedan was designed and developed to meet the same federal fuel system crash standards as retail vehicles and other manufacturers' police vehicles. Police Responder Hybrid Sedan does not have the size or heavy structure necessary to meet the 75-mph rear-impact crash test. Ford Police Interceptor Utility is the only vehicle on the market designed for the 75-mph rear-impact crash test.



¹Based on 2019 model-year ratings. EPA-estimated ratings of 40 city/36 hwy/38 combined mpg. Actual mileage will vary. ²Assuming an example gas price of \$2.75 per gallon. Idle Fuel Consumption estimates are based on fuel flow measurements taken during 2 hours of continuous idling. Vehicles were driven for 18 miles at highway speeds prior to idling. Idle testing was conducted in an indoor facility at 80°F. The following vehicle accessories were activated during the test: Climate Control A/C, set to full cool condition; Vehicle Audio System, set to 33% of maximum volume. An electrical power draw load box drawing 32 amps was also connected to each vehicle's 12-volt battery to simulate the following estimated Police accessory loads: Emergency Lights (est. 25 amps); Laptop Computer (est. 3 amps); Police Radio (est. 4 amps). Additional testing details are available at ford.to/2nw5dE8. ³Burning a gallon of E10 ethanol fuel produces about 17.68 pounds of CO₂ emitted from the fossil fuel content, according to data provided by the U.S. Energy Information Administration (<http://ford.to/eiareport>). ⁴2-year subscription for Ford Telematics starts on vehicle sales date. Subscription features may be limited. Factors causing this limitation may include, but are not limited to, issues related to cellular coverage, carrier outages and carrier network service interruptions. Complimentary service ends after 2 years.



ZOOM, WITH THE MOST ROOM

The Ford F-150 Police Responder has the most interior passenger volume of any pursuit-rated police vehicle! With 131.8 cu. ft. of interior space, it can comfortably seat 5 of America's biggest heroes – complete with body armor and holsters. Shoulder room, hip room and rear leg room are the most of any pursuit-rated police vehicle! The driver's seat is 8-way powered, and both front seats – with reduced bolsters for comfort – are outfitted in heavy-duty cloth. Front seat backs have anti-stab plates, head restraints in both rows are locking, and the flooring is vinyl. Locks, windows and sideview-mirror glass are power. Amenities extend to SYNC[®], a productivity screen, and the Remote Keyless Entry System.

Possessing the greatest torque of any pursuit-rated police vehicle,² the F-150 Police Responder is also the first-ever pursuit-rated pickup truck. 375 horses are at your command, supplemented with 470 lb.-ft. of torque. Its 3.5L EcoBoost[®] 4-valve V6 is partnered with a 10-speed SelectShift[®] automatic configured with progressive range select and selectable drive modes: Normal, Tow/Haul, Snow/Wet, EcoSelect, and Sport. The shifter is steering column-mounted, the alternator is 240 amps, and the speedo is police-calibrated. Also, upgraded brake calipers, unique brake pad-friction material and an upgraded stabilizer bar deliver necessary performance.

Resounding with the best payload capacity¹ (2,030 lbs.) and best standard towing capacity¹ (7,000 lbs.) of any pursuit-rated police vehicle, this powerful pickup has a first-in-class,³ military-grade, aluminum-alloy⁴ body and cargo box to reinforce its Built Ford Tough[®] reputation for quality, durability and muscle. Aluminum resists corrosion, and this grade fends off dents and dings; a fully boxed high-strength steel frame sets the foundation. Need more towing capability? Simply option up to 10,700 lbs.

Outfitted exclusively in a SuperCrew[®] 4x4 setup – and buttressed with a versatile 5.5' box – the go-anywhere attitude is fortified with an FX4 Off-Road Package fortitude and available Ford Telematics[™] aptitude. It's provisioned with off-road-tuned shock absorbers, underbody skid plates and an electronic-locking rear axle. Standard confidence-driving features include Curve Control, Trailer Sway Control and a Rear View Camera with Dynamic Hitch Assist. There's also a built-in Ford modem with the option of a Ford Telematics subscription for manufacturer-grade data.

F-150 POLICE RESPONDER[®]



POLICE RESPONDER

SPECIAL SERVICE VEHICLES



REPORTING FOR NON-PURSUIT DUTY

Like the law-enforcement professionals who drive them, these Ford police vehicles are specialized to meet the needs of the communities they serve. They help provide law-enforcement agencies of all stripes with the ideal tools to get the job done.

Special Service Plug-In Hybrid Sedan – the first Ford plug-in hybrid for police work. It has an EPA-estimated range of 25 miles without using gas! If the battery is exhausted, seamlessly switch to gasoline-electric hybrid mode, with an EPA-estimated rating of 43 city mpg!¹

Expedition and Expedition MAX Special Service Vehicles – command authority and fulfill diverse needs, big time. The comfortable cabin has ample room available for up to 8, along with the necessary space for police equipment.² For comparison purposes, the Expedition MAX SSV can accommodate an additional 16.9 cu. ft. of supplies.²

The F-150 Special Service Vehicle and new 2020 Transit Prisoner Transport Vehicle are Built Ford Tough® – and available in 4WD or AWD, respectively. F-150 is the first light-duty pickup manufactured from high-strength, military-grade, aluminum alloys.³ And the new all-wheel drive⁴ for Transit PTV is another game-changer from Ford.

PATROL, PLUG IN, REPEAT

The Ford Special Service Plug-In Hybrid Sedan is the first Ford plug-in hybrid police vehicle to market. It's aimed squarely at specialized, non-pursuit applications like detective, investigative and administrative.

Strong evidence indicates daily duties can be performed in a zero-fuel/-emissions capacity: The EPA-estimated all-electric range is 25 miles¹ – patrol in this all-battery mode at speeds up to 85 mph. Simply plug it in and do the same thing all over again, and again. Day-on-day savings can rapidly add up. Whenever the need arises, this sedan seamlessly transitions into gasoline-electric hybrid mode: The EPA-estimated rating is a 42 combined mpg!¹ with an EPA-estimated range of 610 miles!¹

Utilizing an optional 240-volt charger, power up the high-capacity, 9.0-kWh lithium-ion battery in approximately 2.5 hours.⁵ It can also be fully energized in about 7 hours⁵ with the standard 120-volt convenience charge cord that plugs into a conventional wall socket: Simply insert one end of the cord into an outlet, and then insert the other end into the vehicle's illuminated charge port.

These features are all for the good. And they're par for the course: AdvanceTrac[®] Electronic Stability Control, a Rear View Camera and the SOS Post-Crash Alert System.[™]

Unique 5-spoke alloy wheels add a hint more shine to the outside; purpose-built police living quarters welcome you inside. The police-formed front seats feature slimmed-down bolsters, heavy-duty fabric and anti-stab plates. Flooring material up front and in back is easy-clean vinyl – the rear bench seat is also vinyl. A reinforced top tray on the dashboard is for mounting equipment, and the police-purposed instrumentation includes a calibrated speedometer. Among other standard highlights, the overhead console has red-and-white task lighting, and there's the benefit of a rear power lug, plus an auxiliary power distribution box (PDB) in the trunk.

SSV PLUG-IN HYBRID SEDAN



F-150 SSV



MAKES TOUGH TASKS LOOK EASY

Fulfill your agency's need for extreme capability and a go-anywhere attitude with the Ford F-150 Special Service Vehicle. F-150 is the first light-duty pickup made of high-strength, military-grade, aluminum alloys! These panels don't rust, and they're dent- and ding-resistant. In other words, this SSV is made to stand up to punishment. Its fully boxed, modular frame is comprised of 78% high-strength steel; this highly rigid structure enhances stiffness and durability.

The SSV edition seats 5 and is available on XL SuperCab and XL SuperCrew,⁵ as a 4x4² or 4x2; select either torque-heavy engine: the 395-hp³ 5.0L Ti-VCT V8 FFV or the 375-hp³ 3.5L EcoBoost[®] V6. Each powerplant is mated with a 10-speed SelectShift[®] automatic for peak acceleration and performance. Pair the EcoBoost V6 with the Max. Trailer Tow Package² to tap into a remarkable 12,700 lbs^{3,4} of max. towing capacity. To help direct the hitch ball to the trailer receiver, the Rear View Camera with Dynamic Hitch Assist provides a visible sight line on the instrument panel display. It makes the task of hitching a trailer into a simple, one-person job. Special features also include a high-output 240-amp alternator, cloth front seating with center-section delete, the space-saving convenience of a column-mounted shifter, and a vinyl rear bench and vinyl floor covering for ease of maintenance.

Standard Auto Start-Stop Technology helps reduce fuel consumption and vehicle emissions wherever the task takes you. When F-150 comes to a stop and is at idle, the engine automatically shuts off. Then, it seamlessly restarts when you step on the accelerator or when your foot leaves the brake pedal.

Not only is the F-150 SSV Built Ford Tough,[®] it also comes with Ford Co-Pilot360[™] Technology. Standard confidence-driving features include: Pre-Collision Assist with Automatic Emergency Braking (AEB); BLIS[®] (Blind Spot Information System) with Cross-Traffic Alert; Lane-Keeping System; and Trailer Sway Control.

EXTRA-LARGE OR EXTRA-LARGER

Ideal for tactical work, evidence-tech operations and off-road duty, the Ford Expedition Special Service Vehicle – in standard and extended-length MAX versions – is ready for action. The rugged aluminum-alloy body encloses an ultra-refined cabin that has ample room available for up to 8, plus the capacity to hold accompanying cargo.⁵ Thoughtful design cues include smart connectivity technology and a space-enhancing, fold-flat load floor. Well-cushioned cloth adorns the front-row bucket seats, and the same cloth comfort is optional for the 2nd row. Easy-clean vinyl covers the standard 2nd-row seating, along with the full floor. With this 2nd-row setup, you get a handy array of 3rd-row storage bins in lieu of 3rd-row seating spaces.

At nearly a foot longer than the standard-length version, the Ford Expedition MAX Special Service Vehicle can accommodate an additional 16.9 cu. ft. of supplies and munitions.⁵ Both Expedition models are provisioned with a state-of-the-art 3.5L EcoBoost twin-turbocharged direct-injection V6. Delivering a tenacious 375 hp and 470 lb.-ft. of torque, the benefits of this engine become all the more apparent when taking advantage of the max. 9,300-lb. towing brawn.⁶ Stick with RWD, or opt for greater all-terrain confidence with 4WD,² which includes skid plates. You can also benefit from the gains of the 10-speed SelectShift automatic and Auto Start-Stop Technology.

Ford Co-Pilot360 Technology is standard. Numerous confidence-driving features include: Pre-Collision Assist with Automatic Emergency Braking (AEB); BLIS[®] (Blind Spot Information System) with Cross-Traffic Alert; Lane-Keeping System; Reverse Sensing System; and Trailer Sway Control.

You're further reinforced with a 3.73 electronic limited-slip differential (eLSD), a column-mounted shifter, 17" heavy-duty steel wheels, and all-terrain tires. Take charge of any situation.

EXPEDITION/MAX SSV



TRANSIT PTV



NABBED 'EM, NOW CONVEY 'EM

Take it to the next level with available AWD in the new, reconfigured 2020 Ford Transit Prisoner Transport Vehicle. All-wheel drive can make all the difference between leaving for a destination and actually getting there. Selectable drive modes include Normal, ECO, Slippery, Mud/Ruts and Tow/Haul.

Compartmentalize with single, double or triple prisoner-transport inserts;¹ customize with surveillance cameras, lighting accents, heating/cooling and more!¹ There's a new power sliding door available for the passenger side. Versatility also extends to the best-in-class² choice of vehicle configurations. Transit PTV is available in 3 roof heights, 3 body lengths and 3 engines, including two that are all-new: the standard 3.5L PFDi gas engine and an optional 2.0L EcoBlue[®] Bi-Turbo I-4 diesel.³ All powerplants are paired with a new 10-speed SelectShift[®] automatic transmission.

A substantial hauling capacity of up to 4,530 lbs.⁴ helps the Transit PTV master even the most demanding of challenges. When extra muscle is required, an impressive gross vehicle weight rating (GVWR) of up to 10,360 lbs.⁴ comes in handy. As does the front overhead shelf that's standard on medium- and high-roof vans. With a flat cargo floor and near-vertical sides, Transit maximizes usable space.

New Ford Co-Pilot360[™] Technology comes standard for a multitude of operating procedures. Confidence-driving features include: Pre-Collision Assist with Automatic Emergency Braking (AEB); Post-Collision Braking; Lane-Keeping System; Hill Start Assist; Rear View Camera with Trailer Hitch Assist; and AdvanceTrac[®] with RSC[®] (Roll Stability Control[™]) with Side-Wind Stabilization.

To ensure the Transit PTV fulfills its missions, development vehicles were punished in durability testing. They had to tow fully loaded trailers up long inclines in 120°F heat. They were also subjected to starting at a low temperature of -40°F and at an altitude of 14,500 ft. Built Ford Tough[®] is integral to the anatomy of Transit Van.



Fusion SEL. Magnetic.



Escape Titanium. Ruby Red Metallic Tinted Clearcoat.



Transit Connect XLT Passenger Wagon. Blue.

A SLEW OF SUPPORTING SERVICE VEHICLES

Whatever the job is, put a Ford on it. Beyond the family of police-purposed vehicles, Ford Fleet offers you a balanced, high-quality portfolio that covers the full spectrum of cars, utilities, trucks, vans and wagons. Visit the fleet.ford.com showroom for more specifics, including a multitude of design, performance, technology, capability, versatility, productivity and smart aspects as applicable to each Ford vehicle.

MUSTANG

Available Fastback & Convertible models: EcoBoost,[®] EcoBoost Premium, GT, GT Premium

FUSION

Available models: S, SE, SEL, Titanium
Available Fusion Hybrid models: SE, SEL, Titanium
Available Fusion Plug-In Hybrid model: Titanium

ECOSPORT

Available models: S, SE, SES, Titanium

ESCAPE

Available models: S, SE, SE Sport, SEL, Titanium

EDGE

Available models: SE, SEL, Titanium, ST

EXPLORER

Available models: Explorer Base, XLT, Limited, Limited Hybrid, ST, Platinum

EXPEDITION/MAX

Available models: XL (Fleet Exclusive), XLT, Limited, King Ranch,[®] Platinum

F-SERIES

Available Pickup models: F-150, F-250, F-350, F-450
Available Chassis Cab models: F-350, F-450, F-550, F-650, F-750

TRANSIT CONNECT

Available Cargo Van models: Cargo Van XL, Cargo Van XLT, Passenger Wagon XL, Passenger Wagon XLT, Passenger Wagon Titanium

TRANSIT

Available models: Cargo Van, Crew Van, Passenger Van XL, Passenger Van XLT, Cutaway, Chassis Cab

MADE TO PROTECT – POLICE-TESTED, STREET-PROVEN

A. Worldwide vehicle exclusive: 75-mph rear-impact crash-tested. The tradition of being the only vehicle on the market engineered to meet this test – which is well above the Federal Motor Vehicle Safety Standard of 50 mph – continues.

B. Police Perimeter Alert.^{2,3} A much improved version of Surveillance Mode, it uses the Blind Spot Information System sensors for an approximately 270-degree monitoring outside of the vehicle and analyzes the motion to determine if the behavior is a potential threat. It features a visual display in the instrument-panel cluster that shows moving objects, the motion trail and potential threat level. When potentially threatening behavior is detected, it will also sound a chime, roll up the windows, lock the doors and activate the Rear View Camera. (Standard display in center stack only.)

C. Rear Camera On Demand.² Activate it for additional surveillance at any speed, for as long as desired. This technology allows the vehicle's Rear View Camera to be operated independently with the push of a button; not limited to just shifting into Reverse.

D. Level IV+, Level III+ or Level IIIA ballistic front-door panels.^{2,4} Add National Institute of Justice Level IV protection against armor-piercing, .30-caliber rifle ammunition. Level III panels can help resist many handgun and non-armor-piercing bullets up to .30 caliber. Each "+" panel style can also handle specific special-threat rounds identified by the Los Angeles Police Department.

E. Extra-tough anti-stab plates. To help keep unruly types at bay, defective steel intrusion plates are built into the driver and front-passenger seat backs.

F. SPACE (Side Protection And Cabin Enhancement) Architecture. A hydroformed cross-vehicle beam solidifies the vehicle's sides.

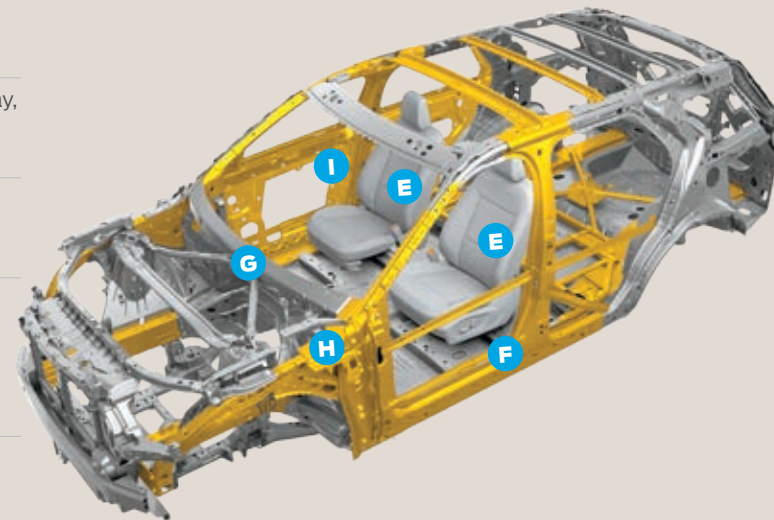
G. Multiple airbags.⁵ Just in case, the front-seat Personal Safety System™ (with front airbags), front-seat side airbags, front-passenger knee airbag, and 1st- and 2nd-row Safety Canopy® System (housing side-curtain airbags) are at the ready.

H. Virtual force field of assurance. In the event of a crash, advanced safety technology helps to absorb the energy of the collision and to direct the impact forces away from the occupants. Additionally, crumple zones are strategically placed in the frame or body of the vehicle, further absorbing and dissipating the energy of a crash to reduce intrusion into the occupant compartment.

I. Hidden rear door-lock plungers.² These out-of-sight plungers are manually operable only by officers in front.

J. Manual key lock cylinders. The 3 exterior cylinders – on the front doors and decklid/liftgate – provide quick, reliable access with a simple fleet key.

+ Pre-Collision Assist with Automatic Emergency Braking (AEB).^{2,6} Sensors detect a potential collision with a car or pedestrian in front of the vehicle, flashing a warning on the instrument cluster and emitting an audible alert. The brakes will recharge and increase brake-assist sensitivity to provide full responsiveness when applied. If corrective action isn't taken and a collision is imminent, brakes can apply automatically. For law-enforcement demands, simply depress a button for temporary disabling.



POLICE INTERCEPTOR® UTILITY DNA

HEAVY-DUTY DURABILITY



POLICE INTERCEPTOR® UTILITY DNA

MADE TO TAKE IT – POLICE-TESTED, STREET-PROVEN

All-new heavy-duty steering and suspension components on the Police Interceptor Utility respond in the name of control, capability and comfort. Electric power-assisted steering (EPAS) adjusts to vehicle speed, crowned roads and crosswinds. For smooth, predictable, high-speed handling at every turn, the front and multilink rear suspensions are fully independent – each one also incorporates a sturdy stabilizer bar to combat body lean. Helical coil springs and stiffened, gas-pressurized hydraulic shocks are made for the rigors of police work. Premium hubs and bearings are extra-large for extra-long durability. The unique Ford designed underbody deflector plate¹ **A** helps divert debris and guard against scrapes – crucial to the integrity of the oil pan. The plate's shape facilitates oil-filter changes.

All-new heavy-duty anti-lock disc brakes contribute to extreme high performance. Police vehicles don't just need to go fast, they must halt rapidly – under control. Developed in association with the Los Angeles Sheriff's Department and Michigan State Police, this long-wear-life system's unique inverted-hat vented rotors **B** are paired with large swept-area calipers **B** and unique pads for high thermal capacity. For even more surety, Pre-Collision Assist with Automatic Emergency Braking (AEB) is a new option, with a police-exclusive disable button.

All-new heavy-duty cooling system regulates extreme heat. The high-capacity radiator, engine oil cooler and transmission fluid cooler – working with the police-calibrated fan and grille – optimize operation in times of pursuit or periods of idling.


All-new heavy-duty stylized steel wheels are teamed with police-purposed hubcaps and tires. Hefty 18" steel wheels **C** are designed to withstand the punishment of daily duty no matter where the trail leads. The 5-spoke-star design lets the brakes breathe freely and stay cool. Tires **C** are constructed to maximize grip, handling, rigidity and tread wear. To keep things rolling, the spare is not only full size, it's equipped with a Tire Pressure Monitoring System (TPMS) sensor. While TPMS is a standard vehicle feature, the Utility takes it one step further with Individual TPMS, which can display exact, tire-by-tire pressure figures.

All-new heavy-duty 220-amp DC/DC converter on the standard 3.3L V6 Hybrid, along with the all-new 250-amp alternator for the optional conventional powerplants, are more than up to the high demands. There's ample support for lights, radios, computers and other on-board electrical equipment.

All-new heavy-duty door tethers strengthen hinge action during police work. These supplemental front-door tethers **D** were tested for structural and mechanical integrity.

All-new heavy-duty recovery hooks lend an assist as necessary. There's a pair of hooks with the Class III trailer hitch receiver out back.

All kinds of heavy-duty evaluations: The Police Interceptor Utility is enhanced police durability-cycle tested. It's thoroughly undergone reverse J-turns, median crossings, 30-mph railroad crossings, 8" curb impacts, and water fording conducted to levels of 18" (at 15 mph) and 10" (at 40 mph), and more.



TOTAL PERFORMANCE

POLICE INTERCEPTOR® UTILITY DNA

MADE IN THE NAME OF PURSUIT – POLICE-TESTED, STREET-PROVEN

Police-calibrated Intelligent AWD isn't an add-on – it's the standard mode of operation: a full-time, always-active system that continually adjusts torque distribution. And it's easy to operate: Just drive. Preemptive torque is delivered by the millisecond among all 4 wheels to help maximize traction in snow or rain, on ice or gravel, and even when maneuvering over dry pavement. Torque is allocated precisely from the front to the rear, up to 100% of available torque to either axle. There's no delay in delivery: Aggressive handling at any speed is predictable and easy. This unique AWD was co-developed with EVOC (Emergency Vehicle Operator Course) instructors for the utmost responsiveness and performance in challenging situations.

In addition, police-programmed AdvanceTrac® Electronic Stability Control provides the confidence to hit corners hard!

The system constantly monitors wheel speeds, steering angle, lateral acceleration, and vehicle rotation for both the vertical yaw axis and horizontal roll axis. To help avoid skidding and fishtailing, it utilizes the Anti-Lock Brake System (ABS) and traction control whenever wheelslip, understeer, oversteer or roll motion is detected. Roll Stability Control™ has gyroscopic sensors that check body-roll angle at least 100 times per second.

Designed exclusively for police operations, the all-new Police Interceptor has 3 all-new high-powered powertrains to optimize.

The standard 3.3L V6 Hybrid propels at a 318 combined system net horsepower and 322 lb.-ft. of combined system net torque. Generating an even more formidable 400 hp² the available all-new twin-turbo, direct-injection 3.0L EcoBoost® V6 also delivers a powerful 415 lb.-ft² flat torque curve across the rev range. Output for the optional all-new flex-fuel 3.3L V6 is a robust 285 horses. Naturally aspirated V6 muscle employs twin independent variable camshaft timing (Ti-VCT) to help achieve peak power or efficiency, as conditions warrant.

Pulling from 70 years of expertise working alongside law enforcement, Ford really took it to the competition³ in the latest official testing⁴ by the Michigan State Police (MSP) and Los Angeles County Sheriff's Department (LASD). The all-new 2020 Police Interceptor® Utility 3.3L V6 Hybrid performed the finest for America's Finest in the majority of acceleration and lap-dynamics testing, topping all other makes of police utility vehicles.³ In sum, it bested even the V8-powered competition. And it turned in improved performance compared to the previous-generation Police Interceptor Utility outfitted with the 3.7L V6. How do you top these exceptional results? Add a 2020 Ford Police Interceptor Utility armed with the all-enviable 400-hp² 3.0L EcoBoost V6⁵ to your ranks. Taking MSP and LASD testing into consideration as a whole, this indomitable version doesn't just top all police utility vehicles, it even takes V8-powered sedans out of contention. It also demonstrated improved performance in comparison to the previous-generation Police Interceptor Utility equipped with the 3.5L EcoBoost V6⁵


Shift points for the all-new 10-speed automatic maximize V6 acceleration. The transmission adapts to officer driving habits, tracking maneuvers for optimal response in cruising situations as well as pursuit mode. Police-tuned, electric power-assisted steering (EPAS) ensures light turning effort at low speeds. Suspension components are fine-tuned for deft maneuvering at any speed. All of which reinforce the maxim of "Just drive."

Engine and transmission components are backed by the assurance of 5 years or 100,000 miles with Ford Protect® PowertrainCARE (with zero deductible);⁶ there's also an 8-year/100,000-mile Hybrid Unique Component Warranty. Here's further proof of the faith in dependability – backed by Ford Motor Company, honored at all Ford Dealerships, and fixed with Ford authorized parts installed by factory-trained and -certified technicians.



3

ALL-NEW STATE-OF-THE-ART POWERTRAINS – EMPLOYING SMART 10-SPEED AUTOMATIC TRANSMISSIONS AND LIFETIME FUEL FILTERS – OFFER DISTINCT PERFORMANCE ATTRIBUTES AND EFFECTIVENESS:



	3.3L V6 Hybrid (Standard)	3.3L V6 Direct-Injection FFV (Optional)	3.0L EcoBoost V6 (Optional)
Horsepower (hp @ rpm)	318 combined system net	285 @ 6,500	400 @ 5,500 ²
Torque (lb.-ft. @ rpm)	322 lb.-ft. combined system net	260 @ 4,000	415 @ 3,000 ²
Drivetrain	All-wheel drive	All-wheel drive	All-wheel drive
Top speed (mph) ⁷	136	136	148
Fuel tank (gal)	19.0	21.4	21.4

¹Remember that even advanced technology cannot overcome the laws of physics. It's always possible to lose control of a vehicle due to inappropriate driver input for the conditions. Visit fleet.ford.com for more information on AdvanceTrac Electronic Stability Control or AdvanceTrac with RSC® (Roll Stability Control). ²Horsepower and torque ratings based on premium fuel per SAE J1349 standard. Your results may vary. ³Excludes other Ford models. ⁴Based on Michigan State Police and Los Angeles County Sheriff's Department test results for the 2019 calendar year. ⁵Available feature. ⁶The earlier of 5 years or 100,000 miles with PowertrainCARE coverage is a Ford Protect extended service plan – with a zero deductible – that's standard on Police Interceptor Utility, except in Florida and New York, where it is the earlier of 5 years or 100,000 miles with a PowertrainCARE Limited Warranty. See your dealer for full details. In Texas, a Ford Protect extended service plan is a Service Contract from Ford Motor Service Company (License #SCP-165). ⁷Electronically limited in police powertrain calibrations.

PURPOSE-BUILT



POLICE INTERCEPTOR® UTILITY DNA

MADE TO MATCH DEMANDS – POLICE-TESTED, STREET-PROVEN

No surrendering of space. Total interior volume is upped to 170.0 cu. ft. It's a full 3.5 cu. ft. more space than what's in the current Police Interceptor Utility. Passenger volume remains spacious at 118.0 cu. ft., and cargo volume behind the 2nd row expands generously to 52.0 cu. ft. – even with the addition of the hybrid's battery pack, which is located out of the way, under the vehicle. Dual-zone electronic automatic temperature control (DEATC) maintains different preferred comfort levels. And comfort can be optimized with the tilt-and-telescoping steering column.

Ergonomic front seats are made for both comfort and calls to action. For convenience, the driver's seat is 6-way powered and lumbar support is adjustable; both benefits are available for the front-passenger seat. The premium foam padding in each front seat is specially sculpted for officers' utility belts **A**, making it easier to buckle in safely, comfortably and effortlessly – even when packing a sidearm. Side bolsters are slim-styled, as is the high-strength-steel B-pillar, to address the frequent entering and exiting of the cabin every shift, proving all the more invaluable when the need arises to run in or rush out. Front seat fabric is ultra-durable, with seat wear resistance against gun butts and duty belts test-proven to be long-lasting. Anti-stab plates in the seat backs provide an added measure of got-your-back reassurance.

The rear seat doesn't take a back seat to attention. Wide-opening rear doors make 2nd-row ingress/egress a no-problem matter. The simplified rear-door closeout panels have no map pockets or cupholders, reducing opportunities to hide contraband. Available hidden door lock plungers, accessible exclusively from the front-row door jambs, are manually activated to secure occupant containment in back. Flooring throughout is covered in heavy-duty vinyl **B** to ease cleaning. Rear seats come covered in durable vinyl **C**. The optional Police Interior Upgrade Package includes a carpeted floor, a heavy-duty cloth rear seat, a carpeted floor, carpeted floor mats, and a center floor console with cupholders.

Driver-distraction solutions (including standard hands-free Bluetooth®). Bluetooth wireless connectivity allows drivers to keep their hands on the wheel and eyes on the road. Once paired, the Bluetooth system supports hands-free voice calling on mobile devices: Press a switch on the steering wheel, then speak commands. Another distraction minimizer is the certified speedometer (also available in digital format) for at-a-glance readouts. Change lanes with help from BLIS® (Blind Spot Information System) with cross-traffic alert!² Two LCD screens – packed with helpful details, including engine-hour and engine-idle-hour meters – are operated by 5-way steering wheel-mounted controls. To help keep operations under wraps, stealthy red/white task lighting **D** won't distract others.

Simplified access measures. The liftgate release **E** is finger-touch-activated, operating on a 45-second timer for added security to protect valuables in the rear cargo area; and a global lock/unlock capability for the doors and liftgate can be ordered as a no-charge option when extra security isn't required. Every Police Interceptor Utility comes with a set of 4 simple fleet keys, making for a cost-effective strategy for agencies: The availability of keyed-alike sets allows use of just a "single key" for the entire fleet. And since the key doesn't have a microchip, replacement costs are minimized. Optionally, the Remote Keyless Entry System includes 4 pre-programmed key fobs.

Plus, a built-in modem with a complimentary 2-year subscription to Ford Telematics™ for law enforcement.³ Developed with extensive input from law-enforcement agencies around the nation, this powerful and purpose-built solution helps promote officer safety and increase fleet efficiency through secure access to real-time data feeds.



MADE WITH ATTENTION TO DETAIL – POLICE-TESTED, STREET-PROVEN

To help dramatically reduce upfitting time, Ford offers compatible, factory-direct police equipment¹ that's first-rate. Save administrative time, shop time and vehicle downtime with expert factory installation, utilizing components available individually or in complete packages; everything is verified exactly as part of the Ford Quality System. Crash testing, cycle testing, vibration, severe temperature, humidity and corrosion are evaluated extensively. All parts – such as the Ready-for-the-Road Package¹ system controller **C** – are validated to vehicle manufacturer safety standards and backed by Ford Dealers and authorized Ford Fleet maintenance facilities; they're also covered under the Ford factory warranty.² For technical information that can be used as a checklist to help ensure important steps in the modification process are considered, **download an official Ford Police Modifiers Guide at fordpolicevehicles.com.**

Versatile aftermarket cost-savings potential. The column-mounted shifter **D** is a durable space-saver, freeing up the center-console space to make way for police equipment. A standard 9"-wide front console mounting plate **A** is a solid foundation for attaching aftermarket equipment and channeling wiring; space actually measures a wide-open 11" between the driver and front-passenger seats. To streamline upfitting, a rear console plate **B** is available to interface with the front plate. It extends through the 2nd-row occupant area, acting as a wiring conduit on top of the transmission tunnel – providing a path from the instrument panel center stack, all the way into the rear cargo area. There's also the option of a rear-center seat delete. A pair of 50-amp battery power circuits are included with the standard power distribution junction block in back. Up front, the reinforced universal top tray **E** is centrally located for mounting radar equipment or ticket printers.


Customizable auxiliary control buttons, supported by a remarkable electrical system. Keep distraction to a minimum while performing police tasks on the go: 4 user-configurable latching switches **F** are integrated on the steering wheel. These standard switches connect the driver with installed equipment, including lights, sirens, speakers, canine door releases and other police applications, while keeping hands on the wheel and eyes on the road. Whatever the need, grounded outputs are onboard for use with the switches, plus a 12-volt powerpoint **G** is easily accessed. And the standard Police Interceptor Utility – with its unique hybrid system – comes with a substantial 220-amp DC/DC converter to handle the gamut of on-board electrical equipment; Police Interceptors ordered with other powerplants¹ feature an impressive 250-amp alternator in lieu of a converter.

Shining array of lighting solutions¹ are tailored specifically to this Police Interceptor Utility. Headlamps are now automatic on/off and feature LED low- and high-beam functions, with factory-integrated wig-wag functionality and pre-drilled holes for user-installed warning strobes. Intense, long-lasting LEDs provide optimum visibility and heads-up performance. They fully comply with SAE Emergency Lighting Standards. (See pages 40-41 for a visual rundown of factory lighting solutions.)

Add a shine to the standard Class III trailer tow receiver that can pull a max. 5,000 lbs.³ The optional Class III Trailer Tow Lighting Package – comprised of 4-pin and 7-pin connectors, plus wiring – helps ensure maximum visibility.

The storage vault¹ acts undercover. Positioned on the driver's side of the cargo area, the lockable storage vault¹ **H** is a convenient place to store your own weapons and ammo, or seized firearms, drugs, and other assorted small goods and paraphernalia. Speaking of undercover, delete exterior police badging,¹ and then clip on a set of full-face wheel covers¹ to create a stealthlike appearance for administrative, detective and investigative ops.

POLICE INTERCEPTOR® UTILITY DNA



STANDARD FEATURES

- 4.2" color LCD screens including digital speed readout in police instrument cluster and center stack "smart display"
- 11" space between driver's seat and front-passenger seat for aftermarket consoles
- 12-volt powerpoint in 1st row
- 50-state emissions system
- 75-mph rear-impact crash tested¹
- AdvanceTrac with RSC® (Roll Stability Control™)
- All-wheel drive (AWD)
- Audio – AM/FM stereo with Bluetooth® interface, USB port, MP3 capability, clock and 6 speakers
- Badge – Police Interceptor
- Battery – H7 AGM (80-amp-hr/800-CCA)²
- Battery Pack – Lithium-ion³
- Built-in steel intrusion plates in both front seat backs
- Cargo area – Flat load floor
- Class III trailer hitch receiver with 5,000-lb. towing capacity and recovery hooks (2)
- Climate controls – Dual-zone electronic automatic temperature control
- Column-mounted shifter
- Console mounting plate – Front
- Cooling system – Heavy-duty
- Cruise control
- Dash pass-through for aftermarket wiring
- DC/DC Converter – Heavy-duty 220-amp⁴
- Door-sill scuff plates – Front and rear
- Easy Fuel® capless fuel filler
- Electric power-assisted steering – Heavy-duty
- Engine – 3.3L V6 Hybrid System with lithium-ion battery pack
- Engine-hour meter
- Engine-idle-hour meter
- Exterior key locks – Driver and front-passenger doors and decklid/liftgate
- Fleet key – Low-cost replacement (includes 4 keys)
- Flooring – Heavy-duty vinyl

- Ford Telematics™ with built-in modem and complimentary 2-year subscription⁵
- Full-size spare wheel and tire with TPMS
- Glass – Solar-tinted 1st row; privacy glass 2nd row, rear quarter and liftgate
- Headlamps – LED low and high beam with AutoLamp with integrated wig-wag functionality and pre-drilled hole for user-installed warning strobe. Wig-wag factory configured as traditional "ping pong" with two additional programmable modes.
- Headliner – Easy-to-drop
- Independent front and rear suspensions
- Liftgate release switch – Overhead console
- Mirrors – Power sideview, manual foldaway with integrated blind spot mirrors
- Power distribution junction block with two (2) 50-amp battery power circuits
- Power door locks
- Power windows with one-touch-up/-down driver/front-passenger side with disable feature
- Powertrain mounts – Heavy-duty
- Rear View Camera with washer
- Rear-window defroster
- Recovery hooks – (1) provision in front, (2) hooks in rear
- Red/white map lights – 1st row
- Redundant digital speedometer display
- Seat – Front heavy-duty cloth, 6-way power driver's with manual lumbar
- Seat – Front heavy-duty cloth passenger
- Seat – Rear vinyl 35/30/35 split-fold bench
- SOS Post-Crash Alert System™
- Taillamps – LED
- Tilt/telescoping steering column
- Tires – 255/60R18 all-season BSW
- Transmission – 10-speed automatic (police-calibrated)
- Universal top tray for police equipment
- Wheels – Heavy-duty 18" 5-spoke steel

STANDARD SAFETY & SECURITY

- Advanced, ultra-high-strength boron steel in the A-, B- and C-pillars
- Airbag – Front-passenger knee
- Airbags – Front-seat side, plus Safety Canopy® System with side-curtain airbags and rollover sensor
- Brakes – 4-wheel heavy-duty disc with Anti-Lock Brake System (ABS) (police-calibrated)
- Personal Safety System™ for driver and front passenger⁶
- Regenerative Braking System³
- Tire Pressure Monitoring System (TPMS); features a true-location Individual TPMS
- Traction control

DRIVETRAIN

Police Interceptor Utility (AWD) – Standard K8A

POWERTRAINS

- 3.3L V6 Direct-Injection Hybrid Engine System with 10-Speed Automatic Transmission (top speed 136 mph) 99W/44B
- 3.3L V6 Direct-Injection with 10-Speed Automatic Transmission (top speed 136 mph) 99B/44U
- 3.0L V6 EcoBoost with 10-Speed Automatic Transmission (top speed 148 mph) 99C/44U

WHEELS



Standard: Set of 5 heavy-duty 18" 5-spoke steel wheels with center caps (5th wheel is full-size spare)



Optional: Set of 4 18" full-face wheel covers with metal clips (65L)



Optional: Set of 4 18" painted aluminum wheels (64E)

EXTERIOR COLORS

Oxford White (YZ)	Agate Black* (UM)	Smokestone* (HG)	Arizona Beige* (E3)
Medium Brown* (BU)	Kodiak Brown* (J1)	Vermilion Red (E4)	Dark Toreador Red* (JL)
Light Blue* (LN)	Royal Blue* (LM)	Norsea Blue* (KR)	Blue* (FT)
Dark Blue* (LK)	Silver Gray* (TN)	Medium Titanium* (YG)	Sterling Gray* (UJ)
Iconic Silver* (JS)	*Metallic.		

INTERIOR COLORS

Charcoal Black heavy-duty cloth (standard for front row, optional for rear row)	Charcoal Black heavy-duty vinyl (standard for rear row)
---	---

Because of occasional variations in printing, consult your Ford Dealer to ensure the true color choice you make is correct. Colors shown are representative only. See your dealer for actual paint/trim options. Visit fleet.ford.com for more information on colors and special paint options.



¹The full-size spare tire secured in the factory location is necessary to achieve police-rated 75-mph rear-impact crash-test performance attributes. ²Hybrid only. Gas engines include H7 SLI battery (80-amp-hr/730-CCA). ³Hybrid only. ⁴Hybrid only. Gas engines include 250-amp alternator. ⁵2-year subscription for Ford Telematics starts on vehicle sales date. Subscription features may be limited. Factors causing this limitation may include, but are not limited to, issues related to cellular coverage, carrier outages and carrier network service interruptions. Complimentary service ends after 2 years. ⁶Includes dual-stage front airbags, safety belt pretensioners, safety belt energy-management retractors, safety belt usage sensors, driver's seat position sensor, crash severity sensor, restraint control module and Front-Passenger Sensing System.

AVAILABLE FEATURES¹

1st- and 2nd-row carpeting	<input type="checkbox"/> 16C
8-way power front-passenger seat with manual lumbar and recline	<input type="checkbox"/> 87P
18" full-face wheel covers (4)	<input type="checkbox"/> 65L
18" painted aluminum wheels (4)	<input type="checkbox"/> 64E
100-watt siren/speaker	<input type="checkbox"/> 18X
Badge delete – Deletes all "Interceptor" badging	<input type="checkbox"/> 16D
Ballistic door panel (Level III+) – Driver's door	<input type="checkbox"/> 90D
Ballistic door panels (Level III+) – Driver and front-passenger doors	<input type="checkbox"/> 90E
Ballistic door panel (Level IV+) – Driver's door	<input type="checkbox"/> 90F
Ballistic door panels (Level IV+) – Driver and front-passenger doors	<input type="checkbox"/> 90G
Battery – H8 AGM (92-amp-hr/850-CCA)	<input type="checkbox"/> 19K
BLIS® (Blind Spot Information System) with cross-traffic alert and heated sideview mirrors	<input type="checkbox"/> 55B
Climate control – Auxiliary air conditioning	<input type="checkbox"/> 17A
Dark Car Feature	<input type="checkbox"/> 43D
Daytime running lamps	<input type="checkbox"/> 94Z
Dome light – Red/white in cargo area	<input type="checkbox"/> 17T
Engine block heater	<input type="checkbox"/> 41H
Front console mounting plate delete ²	<input type="checkbox"/> 85D
Front Interior Visor Light Bar	<input type="checkbox"/> 96W
Front warning auxiliary lamps	<input type="checkbox"/> 21L
Glass – Solar-tinted 2nd row, rear quarter and liftgate window	<input type="checkbox"/> 92G
Glass – Solar-tinted 2nd row; privacy glass on rear quarter and liftgate	<input type="checkbox"/> 92R
Global lock/unlock	<input type="checkbox"/> 18D
Heated sideview mirrors	<input type="checkbox"/> 549
Hidden door-lock plunger with rear-door controls inoperable (locks, handles and windows)	<input type="checkbox"/> 52P
Keyed alike – 1435x	<input type="checkbox"/> 59E
Keyed alike – 1284x	<input type="checkbox"/> 59B
Keyed alike – 1294x	<input type="checkbox"/> 59C
Keyed alike – 0135x	<input type="checkbox"/> 59D
Keyed alike – 0576x	<input type="checkbox"/> 59F

Keyed alike – 0151x	<input type="checkbox"/> 59G
Keyed alike – 1111x	<input type="checkbox"/> 59J
Noise-suppression bonds	<input type="checkbox"/> 60R
Perimeter alarm (requires Remote Keyless Entry System)	<input type="checkbox"/> 593
Police Engine Idle feature	<input type="checkbox"/> 47A
Police Perimeter Alert	<input type="checkbox"/> 68B
Pre-Collision Assist with Automatic Emergency Braking (AEB) includes unique disable button for law enforcement use	<input type="checkbox"/> 76P
Pre-wiring for grille lamp, siren and speaker	<input type="checkbox"/> 60A
Rear auxiliary liftgate lights	<input type="checkbox"/> 43A
Rear bumper step pad	<input type="checkbox"/> 16P
Rear camera on-demand	<input type="checkbox"/> 19V
Rear center seat delete	<input type="checkbox"/> 85S
Rear console plate ²	<input type="checkbox"/> 85R
Rear-door controls Inoperable (locks, handles and windows)	<input type="checkbox"/> 68G
Rear spoiler LED traffic warning lights	<input type="checkbox"/> 96T
Rear View Camera – Image displayed in rearview mirror	<input type="checkbox"/> 87R
Remote Keyless Entry System (4 key fobs)	<input type="checkbox"/> 55F
Reverse Sensing System	<input type="checkbox"/> 76R
Seat – Rear heavy-duty cloth	<input type="checkbox"/> 88F
Side marker LED lamps – Rear quarter glass	<input type="checkbox"/> 63L
Side marker LED lamps – Sideview mirrors	<input type="checkbox"/> 63B
Spot lamp, LED bulb, Unity® – Driver and front-passenger	<input type="checkbox"/> 51S
Spot lamp, LED bulb, Unity – Driver only	<input type="checkbox"/> 51R
Spot lamp, LED bulb, Whelen® – Driver and front-passenger	<input type="checkbox"/> 51V
Spot lamp, LED bulb, Whelen – Driver only	<input type="checkbox"/> 51T
Spot lamp prep – Driver and front-passenger	<input type="checkbox"/> 51W
Spot lamp prep – Driver only	<input type="checkbox"/> 51P
Cargo area storage vault (includes lockable door)	<input type="checkbox"/> 63V
Underbody deflector plate	<input type="checkbox"/> 76D

AVAILABLE PACKAGES


Refer to pages 40-46 for full descriptions.

Class III Trailer Tow Lighting Package	<input type="checkbox"/> 52T
Front Headlamp Lighting Solution	<input type="checkbox"/> 66A
Police Interior Upgrade Package	<input type="checkbox"/> 65U
Police Wire Harness Connector Kit – Front and rear	<input type="checkbox"/> 67V
Ready-for-the-Road Package	<input type="checkbox"/> 67H

Rear Lighting Solution	<input type="checkbox"/> 66C
Taillamp Housing	<input type="checkbox"/> 86T
Taillamp Lighting Solution	<input type="checkbox"/> 66B
Ultimate Wiring Package	<input type="checkbox"/> 67U

DIMENSIONS & CAPACITIES³

EXTERIOR (in.)	
Length	198.8
Wheelbase	119.1
Width (excluding mirrors/including mirrors)	78.9/89.3
Height (excluding options)	69.3
Step-in height	18.6
Cargo rear opening height	31.9
Cargo rear opening width at floor	47.6
Liftover height (ground to cargo deck)	30.9
Liftgate to ground (when raised)	73.0
Ground clearance	7.6
INTERIOR (in.)	
Front	
Head room	40.7
Leg room	40.9
Hip room	59.3
Shoulder room	61.8
Rear	
Head room	40.4
Leg room	40.7
Hip room	59.1
Shoulder room	61.3
CAPACITIES	
Passenger volume (cu. ft.)	118.0
Cargo area volume with full-size spare (cu. ft.)	90.3 (behind 1st row); 52.0 (behind 2nd row)
Total interior volume (cu. ft.)	170.0
GVWR (lbs.)	6,840 (3.3L V6 Hybrid); 6,465 (3.3L V6 FFV); 6,500 (3.0L EcoBoost)
Max. payload (lbs.)	1,670
Cargo capacity (lbs.)	880
Fuel (gal.)	19.0 (3.3L V6 Hybrid); 21.4 (3.3L V6 FFV/3.0L EcoBoost)
Seating	5



Police Perimeter Alert



Pre-Collision Assist with AEB



BLIS mirror



Pre-Collision Assist disable button and Police Perimeter Alert button



H8 AGM 12V battery



Rear View Camera displayed in rearview mirror

POLICE RESPONDER® HYBRID SEDAN & SSV PLUG-IN HYBRID SEDAN SPECS



Police Responder Hybrid Sedan. Agate Black.



STANDARD FEATURES

12V powerpoint and USB port
 AdvanceTrac® Electronic Stability Control
 Airbags – Driver and front-passenger knee, front-seat side and side-curtain
 Alternator – 165-amp (Police Responder Hybrid Sedan)
 Audio – AM/FM stereo with 6 speakers
 Auxiliary power distribution box in trunk, plus rear power lug
 Battery – Lithium-ion
 Brakes – Police-tuned Regenerative Braking System
 Brakes – Power-assisted, 4-wheel disc with Anti-Lock Brake System (ABS), and 17" twin-piston calipers and rotors (police-calibrated)
 Built-in steel intrusion plates in both front seat backs
 Console mounting plate – Front
 Control circuits for grille lights, siren and speaker
 Cruise control
 Door-sill scuff plates – Front
 Dual-zone electronic automatic temperature control
 Easy Fuel® capless fuel filler
 Engine – 2.0L IVCT Atkinson-cycle I-4 HEV with permanent-magnet AC-synchronous electric motor (Police Responder Hybrid Sedan)
 Engine – 2.0L IVCT Atkinson-cycle I-4 PHEV with permanent-magnet AC-synchronous electric motor (SSV Plug-In Hybrid Sedan)
 Engine-hour meter (Police Responder Hybrid Sedan)
 Flooring – Heavy-duty vinyl
 Ford Telematics™ with built-in modem and complimentary 2-year subscription¹
 Front-wheel drive (FWD)
 Glass – Solar-tinted
 Headlamps – Halogen
 Heavy-duty front-door tether straps
 Individual Tire Pressure Monitoring System

Locking glove box
 Mirrors – Manually folding, power sideview with integrated blind spot mirrors
 MyKey®
 Perimeter anti-theft alarm
 Personal Safety System™ for driver and front passenger with dual-stage front airbags
 Police Engine Idle Feature
 Power door locks
 Power windows with one-touch-up/-down
 Push-button start
 Rear View Camera
 Rear-window defroster
 Red/white task lighting in overhead console
 Remote Keyless Entry System with 4 fobs
 Rotary gear shift dial
 Seat – Front heavy-duty cloth, 6-way manual driver's seat
 Seat – Front heavy-duty cloth, 4-way manual front-passenger
 Seat – Rear vinyl bench
 SecuriLock® Passive Anti-Theft System
 SOS Post-Crash Alert System™
 SYNC®
 Taillamps – LED
 Tire Inflator and Sealant Kit
 Transmission – Electronically controlled continuously variable (eCVT)
 Trunk Pack™ – Divided storage insert below load floor (Police Responder Hybrid Sedan)
 Underbody deflector plate (Police Responder Hybrid Sedan)
 Universal equipment tray on top of instrument panel for mounting of police equipment
 Wheels – 17" alloy (SSV Plug-In Hybrid Sedan)
 Wheels – 17" steel with center caps (Police Responder Hybrid Sedan)

Police Responder Hybrid Sedan was designed and developed to meet the same federal fuel system crash standards as retail vehicles and other manufacturers' police vehicles. Police Responder Hybrid Sedan does not have the size or heavy structure necessary to meet the 75-mph rear-impact crash test. Ford Police Interceptor Utility is the only vehicle on the market designed for the 75-mph rear-impact crash test.

AVAILABLE FEATURES

100W siren/speaker
 Ballistic door panels (Level IIIA) – Driver's door (Police Responder Hybrid Sedan)
 Ballistic door panels (Level IIIA) – Driver and front-passenger doors (Police Responder Hybrid Sedan)
 Dark Car Feature
 Daytime running lamps
 Engine block heater
 Front console mounting plate delete
 Inoperable rear door handles/inoperable locks/rear-window power disable (windows and locks operable from driver's side)
 Noise suppression bonds
 Rear console plate
 Rear View Camera – Image displayed in rearview mirror (no-charge option)
 Rear-window power disable (operable from driver's side)
 Seat – Rear heavy-duty cloth

Side marker LED lamps – Sideview mirrors
 Spot lamp, branded – Driver's side only
 Spot lamp, LED bulb – Driver's side only
 Trunk circulation fan
 Trunk storage vault (Police Responder Hybrid Sedan)
 Vinyl wrap – Front and rear doors
 Vinyl wrap – Front doors
 Vinyl wrap – Roof

AVAILABLE PACKAGES

Front Headlamp Lighting Solution (14A)
 Front Marker Prep Bezel/Panel Housing (18G)
 Ready-for-the-Road Package (20D)
 Rear Lighting Solution (51C)
 Taillamp Lighting Solution (52D)
 Ultimate Wiring Package (20E)

Police Wire Harness Connector Kit – Front (54E)/Rear (62B)

DIMENSIONS & CAPACITIES²

EXTERIOR (in.)	Police Responder Hybrid Sedan	Special Service Plug-in Hybrid Sedan	INTERIOR (in.)	Police Responder Hybrid Sedan	Special Service Plug-in Hybrid Sedan
Length	191.8	191.8	Rear		
Wheelbase	112.2	112.2	Head room	37.8	37.8
Width (mirrors folded)	75.2	75.2	Leg room	38.3	38.3
Height	58.0	58.0	Hip room	54.4	54.4
			Shoulder room	56.9	56.9
INTERIOR (in.)			CAPACITIES (cu. ft.)		
Front			Passenger volume	102.8	102.8
Head room	39.2	39.2	Cargo volume	12.0	8.2
Leg room (max.)	44.3	44.3	Total interior volume	114.8	111.0
Hip room	55.0	55.0	Fuel (gal.)	14.0	14.0
Shoulder room	57.8	57.8	Seating	5	5

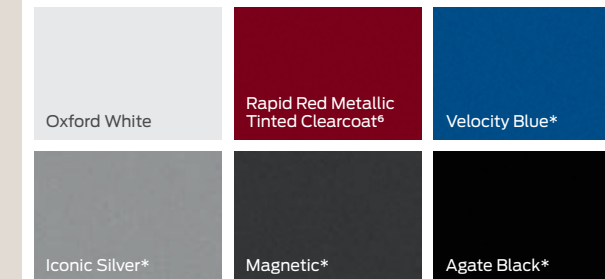
ENGINE³

	Police Responder Hybrid Sedan	Special Service Plug-in Hybrid Sedan
Combined System Horsepower	188	188
2.0L IVCT Atkinson-cycle I-4 engine (HEV)	Horsepower (hp @ rpm) Torque (lb.-ft. @ rpm)	141 @ 6,000 129 @ 4,000
2.0L IVCT Atkinson-cycle I-4 engine (PHEV)	Combined horsepower Gas engine torque	— — 195 charge depletion mode; 188 charge sustained mode 129 lb.-ft.

EPA-ESTIMATED RATINGS³,⁴


	Police Responder Hybrid Sedan	Special Service Plug-in Hybrid Sedan
2.0L IVCT Atkinson-cycle I-4 HEV engine	40 city/36 hwy/38 combined mpg	—
2.0L IVCT Atkinson-cycle I-4 PHEV engine	—	43 city/41 hwy/42 combined mpg (gas only); 109 city/97 hwy/103 combined MPGe⁵

EXTERIOR COLORS



*Metallic.

INTERIOR COLOR



¹2-year subscription for Ford Telematics starts on vehicle sales date. Subscription features may be limited. Factors causing this limitation may include, but are not limited to, issues related to cellular coverage, carrier outages and carrier network service interruptions. Complimentary service ends after 2 years. ²Dimensions and capacities shown may vary due to optional features and/or production variability. ³Based on 2019 model-year ratings. ⁴EPA-estimated ratings: 43 city/41 hwy/42 combined mpg, 14-gallon tank; 25 miles electric. Range calculation based on www.fueleconomy.gov. Actual range varies with conditions such as external elements, driving behaviors, vehicle maintenance and lithium-ion battery age. ⁵MPGe is the EPA equivalent measure of gasoline fuel efficiency for electric mode operation. ⁶Additional charge.

F-150 POLICE RESPONDER® SPECS



F-150 Police Responder. Agate Black.



STANDARD FEATURES

SuperCrew® 4x4 with 5.5' box

- 12V powerpoints, front (2)
- AdvanceTrac® with RSC® (Roll Stability Control™) and Curve Control
- Airbags – Front-seat side and Safety Canopy® System with side-curtain airbags and rollover sensor
- Alternator – 240-amp
- AM/FM stereo with 6 speakers
- Autolamp automatic on/off headlamps
- Belt-Minder® front safety belt reminder
- Black vinyl floor covering
- Brakes – Upgraded power 4-wheel vented disc with Anti-Lock Brake System (ABS)
- Built-in steel intrusion plates in both front seat backs
- Cargo box tie-downs (4)
- Class IV trailer hitch
- Electronic shift-on-the-fly (ESOF)
- Engine – 3.5L EcoBoost® V6
- Engine-hour meter
- Engine-idle meter
- Fleet Telematics modem¹
- FX4 Off-Road Package² includes electronic-locking rear axle, Hill Descent Control™, off-road-tuned shock absorbers, and skid plates on the fuel tank, transfer case and front differential
- Mirrors – Power sideview
- MyKey®
- Perimeter alarm
- Personal Safety System™ for driver and right-front passenger with dual-stage front airbags

AVAILABLE FEATURES

- Backup alarm system
- Bed divider
- Black platform running boards
- BoxLink™ with 4 premium locking cleats
- Box side steps
- Bumpers – Chrome, front and rear
- Daytime running lamps – Non-configurable
- Engine block heater
- Fixed rear window with privacy glass and defroster
- Fog lamps
- Integrated trailer brake controller
- LED warning strobes
- Mirrors – Manually folding, power, heated sideview with integrated turn signal indicators, high-intensity LED security approach lamps, LED spotlights, driver's side auto-dimming feature, and black mirror caps

- Power windows and door locks
- Rear power lug located underneath rear seat to accommodate Police upfitting; one (1) 80-amp battery ground circuit
- Rear View Camera with Dynamic Hitch Assist
- Red/white task lighting in overhead console
- Remote Keyless Entry System
- Seat – Police-grade cloth, 8-way power driver's seat and 4-way manual front-passenger seat with center seat section deleted (40/blank/40 front seats)
- Seat – Front-seat rear map pockets delete
- Seat – Rear vinyl bench
- SecuriLock® Passive Anti-Theft System
- SOS Post-Crash Alert System™
- Speedometer – Police-calibrated
- Steering column-mounted shifter
- SYNC® with 1 smart-charging USB port
- Tire Pressure Monitoring System (excludes spare)
- Tires – LT275/65R18 OWL all-terrain
- Trailer Sway Control
- Transmission – 10-speed SelectShift® automatic with selectable drive modes: Normal, Tow/Haul, Snow/Wet, EcoSelect and Sport
- Universal top tray (center of instrument panel) for mounting of police equipment
- Wheels – 18" 6-spoke machined aluminum with Magnetic-painted pockets

- Mirrors – Manually folding/telescoping, trailer tow with power, heated glass; integrated turn signal indicators; high-intensity LED security approach lamps; LED spotlights; and black mirror caps
- Plastic drop-in bedliner
- Pre-Collision Assist with Automatic Emergency Braking (AEB)
- Reverse Sensing System
- Seat – 10-way power front-passenger
- Stowable bed extender
- Stowable loading ramps
- Tailgate step includes step, grab bar and tailgate lift assist
- Tonneau cover – Hard-folding by Advantage³
- Tonneau cover – Soft-folding by Advantage³
- Tough Bed® spray-in bedliner

F-150 Police Responder was designed and developed to meet the same federal fuel system crash standards as retail vehicles and other manufacturers' police vehicles. Ford Police Interceptor Utility is the only vehicle on the market designed for the 75-mph rear-impact crash test.

AVAILABLE PACKAGE²

Trailer Tow Package (53A)

CARGO AREA

CARGO AREA (in.)	5½' Styleside Box
Length at floor	67.1
Width at wheelhouse	50.6
Maximum width inside box	65.2
Volume (cu. ft.)	52.8

DIMENSIONS & CAPACITIES⁴

EXTERIOR (in.)	SuperCrew	INTERIOR (in.)	SuperCrew
Length	231.9	Rear	
Wheelbase	145.0	Head room	40.4
Width (standard mirrors folded)	83.5	Leg room	43.6
Height	77.2	Hip room	64.7
Approach angle	25.5°	Shoulder room	65.9
Departure angle	26.0°	CAPACITIES (cu. ft.)	
Ground clearance	9.4	Passenger volume	131.8
		Fuel (gal.)	26.0
INTERIOR (in.)		Seating	5
Front		Payload (lbs.)	2,050
Head room	40.8	Towing (lbs.)	7,000
Leg room (max.)	43.9	GVWR (lbs.)	7,000
Hip room	62.5		
Shoulder room	66.7		

ENGINE⁵


ENGINE	Transmission (with progressive range select and tow/haul mode)	Horsepower (hp @ rpm)	Torque (lb.-ft. @ rpm)
3.5L EcoBoost 4-valve V6	10-speed SelectShift automatic	375 @ 5,000	470 @ 3,500

EXTERIOR COLORS⁶



*Metallic.

INTERIOR COLOR



¹Allows data to be provided to support Ford Telematics™ and Data Services via optional subscription, including but not limited to vehicle location, speed, idle time, fuel, vehicle diagnostics and maintenance alerts. Device enables optional telematics services through Ford or authorized providers via paid subscription. Subscribe at <https://www.commercialsolutions.ford.com> or call 1-833-811-FORD (3673). ²Visit fleet.ford.com for complete package content. ³Ford Licensed Accessory. ⁴Dimensions and capacities shown may vary due to optional features and/or production variability. ⁵Based on 2019 model-year ratings. ⁶Available on select series. Restrictions may apply. See your dealer for details.

F-150 SSV SPECS



F-150 XL SuperCrew® 4x4. Agate Black.

SPECIAL SERVICE VEHICLE (SSV) PACKAGE (66S)

- Available on XL SuperCab and XL SuperCrew only
- 5.0L Ti-VCT 4-valve V8 FFV or 3.5L EcoBoost® 4-valve V6 engine
- 240-amp alternator
- Cloth 40/blank/40 front seats (SG) with center-seat section deleted (restraint control module cover provided)
- Column-mounted shifter
- Vinyl rear bench seat and floor covering

STANDARD FEATURES

4x2
 12-volt powerpoint, front
 23.0-gallon fuel tank capacity (SuperCab)
 26.0-gallon fuel tank capacity (SuperCrew)
 AdvanceTrac® with RSC® (Roll Stability Control™) and Curve Control
 Airbags – Front-seat side and Safety Canopy® System with side-curtain airbags and rollover sensor
 Auto Start-Stop Technology
 Belt-Minder® front safety belt reminder
 Black vinyl floor covering
 Brakes – Power 4-wheel vented disc with Anti-Lock Brake System (ABS)
 Cargo box tie-downs (4)
 Cruise control (XL 101A)
 Daytime running lamps – Configurable
 Easy Fuel® capless fuel filler
 Electronic shift-on-the-fly (ESOF) (4x4)
 Fleet Telematics modem¹

AVAILABLE FEATURES

4x4
 AM/FM stereo with clock and 6 speakers
 Backup alarm system
 Black cab steps
 Box side steps
 BoxLink™ with 4 premium locking cleats
 Class IV trailer hitch
 Daytime running lamps – Non-configurable
 Engine block heater
 Fixed rear window with privacy glass and defroster
 Floor liners
 Fog lamps
 Integrated trailer brake controller
 Mirrors – Manually folding, power, heated sideview with integrated turn signal indicators, high-intensity LED security approach lamps, driver's side auto-dimming feature, and black mirror caps

LATCH – Lower Anchors and Tether Anchors for Children
 Mirrors – Power sideview (XL 101A)
 MyKey® (XL 101A)
 Personal Safety System™ for driver and right-front passenger with dual-stage front airbags
 Power windows and door locks (XL 101A)
 Quick-release tailgate with lock
 Rear View Camera with Dynamic Hitch Assist
 Remote Keyless Entry System (XL 101A)
 SecuriLock® Passive Anti-Theft System
 SOS Post-Crash Alert System™
 SYNC® (XL 101A)
 Tire Pressure Monitoring System (excludes spare)
 Trailer sway control
 Transmission – 10-speed SelectShift® automatic with progressive range select and tow/haul mode
 XL Power Equipment Group (XL 101A)
 Wheels – 17" silver steel

Plastic drop-in bedliner
 Reverse Sensing System
 Skid plates (4x4)
 Snow plow prep
 Stowable loading ramps
 SYNC (XL 100A)
 Tailgate step includes step, grab bar and tailgate lift assist
 Tires – LT245/70R17E BSW all-terrain
 Tonneau cover
 Tough Bed® spray-in bedliner
 Wheels – 18" Silver heavy-duty aluminum

Not rated for pursuit.

AVAILABLE PACKAGES²

CNG/Propane Gaseous Engine Prep Package (98G)
 FX4 Off-Road Package (55A)
 Heavy-Duty Payload Package (627)
 Trailer Tow Package (53A)

Max. Trailer Tow Package (53C)
 XL Chrome Appearance Package (86A)
 XL Power Equipment Group (XL 100A) (85A)
 XL Sport Appearance Package (861)

CARGO AREA

CARGO AREA (in.)	5½' Styleside Box	6½' Styleside Box	8' Styleside Box
Length at floor	67.1	78.9	97.6
Width at wheelhouse	50.6	50.6	50.6
Maximum width inside box	65.2	65.2	65.2
Volume (cu. ft.)	52.8	62.3	77.4

DIMENSIONS & CAPACITIES³

DIMENSIONS (in.)		SuperCab		SuperCrew	
		6½' Box	8' Box	5½' Box	6½' Box
Wheelbase	4x2/4x4	145.0	163.7	145.0	156.8
Length	4x2/4x4	231.9	250.5	231.9	243.7
Height	4x2/4x4	75.5/77.2	75.5/77.0	75.6/77.2	75.7/77.3
Width (standard mirrors folded)	4x2/4x4	83.5	83.5	83.5	83.5
CAPACITIES					
Passenger volume (cu. ft.)	Total	116.0	116.0	131.8	131.8
Fuel (gal.)	4x2/4x4	23.0 (36.0 optional)	23.0 (36.0 optional)	26.0 (36.0 optional)	26.0 (36.0 optional)
Max. Payload ⁴ (lbs.)	4x2/4x4	2,320/2,200	3,070/2,760	2,140/2,080	2,930/2,710

ENGINES⁵


ENGINE	Transmission (with progressive range select and tow/haul mode)	Horsepower (hp @ rpm)	Torque (lb.-ft. @ rpm)
3.5L EcoBoost 4-valve V6	10-speed SelectShift automatic	375 @ 5,000	470 @ 3,500
5.0L Ti-VCT 4-valve V8 FFV	10-speed SelectShift automatic	395 @ 5,750	400 @ 4,500

EXTERIOR COLORS⁶



*Metallic.

INTERIOR COLORS⁶



¹Allows data to be provided to support Ford Telematics™ and Data Services via optional subscription, including but not limited to vehicle location, speed, idle time, fuel, vehicle diagnostics and maintenance alerts. Device enables optional telematics services through Ford or authorized providers via paid subscription. Subscribe at <https://www.commercialsolutions.ford.com> or call 1-833-811-FORD (3673). ²Visit fleet.ford.com for complete package content. ³Dimensions and capacities shown may vary due to optional features and/or production variability. ⁴Maximum when properly equipped. ⁵Based on 2019 model-year ratings. ⁶Available on select series. Restrictions may apply. See your dealer for details.

EXPEDITION/MAX SSV SPECS



Expedition XL. Agate Black.

SPECIAL SERVICE VEHICLE (SSV) PACKAGE (102A)

- Available on XL only
- 17" steel wheels (265/70R17 AT OWL)
- 3.73 electronic limited-slip differential (eLSD)
- 3rd-row storage bins
- Column-mounted shifter
- Floor console delete
- Running boards delete
- Vinyl floor covering
- Vinyl 2nd-row seat

STANDARD FEATURES

12-volt powerpoints (4)
 AdvanceTrac® with RSC® (Roll Stability Control™)
 Airbags – Front-seat side, and 3-row Safety Canopy® System with side-curtain airbags and rollover sensor
 Air conditioning with rear auxiliary controls
 Audio – AM/FM stereo with MP3 capability and 6 speakers
 Autolamp Automatic On/Off Headlamps
 Brakes – 4-wheel disc with Anti-Lock Brake System (ABS)
 Class IV trailer hitch
 Easy Fuel® capless fuel filler
 Electric power-assisted steering
 Engine – 3.5L EcoBoost® V6 with Auto Start-Stop Technology
 Ford Co-Pilot360 – Automatic High-Beam Headlamps; BLIS® (Blind Spot Information System) with Cross-Traffic Alert; Lane-Keeping System (includes Lane-Keeping Assist, Lane-Keeping Alert and Driver Alert); Pre-Collision Assist with Automatic Emergency Braking (AEB) (includes Pedestrian Detection, Forward Collision Warning and Dynamic Brake Support); Rear View Camera
 Halogen headlamps with rainlamp
 Hill Start Assist
 Individual Tire Pressure Monitoring System (excludes spare)

AVAILABLE FEATURES

4-Wheel-Drive (4WD) System
 Black running boards
 Daytime running lamps
 Engine block heater

Mirrors – Power, heated sideview with security approach lamps
 MyKey®
 Perimeter alarm
 Personal Safety System™ for driver and front passenger with dual-stage front airbags
 Power door locks
 Power windows with one-touch-up/-down feature for driver/front-passenger side
 Rear-wheel drive (RWD)
 Seats – 1st-row cloth buckets with recline and 8-way power driver's with power lumbar support; vinyl 2nd-row 40/20/40 split (CenterSlide®) with recline
 SecuriCode™ keyless entry keypad
 SecuriLock® Passive Anti-Theft System
 SOS Post-Crash Alert System™
 SYNC®
 Tilt steering column
 Tow hooks (4x4)
 Tires – 265/70R17 all-terrain OWL
 Trailer Sway Control
 Transmission – 10-speed SelectShift® automatic
 Wheels – 17" steel

Reverse Sensing System
 Seat – 2nd-row 40/20/40 split bench (cloth)
 Seat – 3rd-row 60/40 split PowerFold® (deletes 3rd-row storage bins)

Not rated for pursuit.

AVAILABLE PACKAGE¹

Heavy-Duty Trailer Tow Package (536)

DIMENSIONS & CAPACITIES²

EXTERIOR (in.)	Expedition	Expedition MAX	INTERIOR (in.)	Expedition	Expedition MAX
Length	210.0	221.9	2nd Row		
Wheelbase	122.5	131.6	Head room	40.0	40.0
Width – Including mirrors	93.4	93.4	Leg room	41.5	41.5
Mirrors folded	83.6	83.6	Hip room	62.6	62.6
Height	76.6 (4x2); 76.4 (4x4)	76.4 (4x2); 76.2 (4x4)	Shoulder room	64.8	64.8
Minimum running ground clearance	9.8	9.8 (4x2); 9.7 (4x4)	3rd Row		
Lift-in height	35.3	34.9	Head room	37.3	37.4
Cargo rear opening height	32.7	32.7	Leg room	36.1	36.1
Cargo rear opening width – Lower	51.4	51.4	Hip room	51.4	51.4
			Shoulder room	64.2	64.3
			CAPACITIES (cu. ft.)		
			Cargo volume –		
			Behind 1st row	104.6	121.5
			Behind 2nd row	57.5	73.3
			Behind 3rd row (if equipped)	19.3	34.3
			Fuel (gal.)	25.0	30.0
			Seating	5, 8	5, 8

TRAILER WEIGHT RATINGS^{3,4}


Hitch Class	Expedition	Max. Load	Expedition MAX
4x2 Class IV	9,300 lbs.		9,000 lbs.
4x4 Class IV	9,200 lbs.		9,000 lbs.

Max. weights shown are for properly equipped vehicles with required equipment and a 150-lb. driver. Weight of additional options, equipment, passengers and cargo must be deducted from this weight. For additional information, see your dealer. Cargo and load capacity limited by weight and weight distribution.

ENGINES⁴


ENGINE	Transmission	Horsepower (hp @ rpm)	Torque (lb.-ft. @ rpm)
3.5L EcoBoost 4-valve V6	10-speed SelectShift automatic	375 @ 5,000	470 @ 3,500

EXTERIOR COLORS⁵



*Metallic.

INTERIOR COLORS⁵



TRANSIT PTV SPECS



Transit 250 MR LWB Cargo Van. Agate Black.

PRISONER TRANSPORT VEHICLE (PTV)

- Built Ford Tough® RWD lineup can be compartmentalized and customized with heating/cooling, lighting, surveillance cameras and more¹
- Unibody construction with choice of 3 roof heights,² 3 lengths² and 3 powertrains² (including EcoBoost® and diesel options)
- All-wheel drive available
- Maximum GVWR of up to 10,360 lbs.^{2,3}
- Flex-fuel capability⁴
- Maximum payload ratings of up to 4,530 lbs.^{2,3}

STANDARD FEATURES

12V powerpoints (2)
 AdvanceTrac® with RSC® (Roll Stability Control™) with Side-Wind Stabilization
 Airbags – Driver and front-passenger front, front-seat side and Safety Canopy® System with side-curtain airbags
 Alternator – 250-amp
 Auto High-Beam Headlamps
 Door – Sliding passenger-side
 Engine – 3.5L PFDi V6 gas
 FordPass Connect™⁵ with 4G LTE Wi-Fi hotspot powered by FordPass™ app⁶
 Hill Start Assist
 Mirrors – Power-adjustable short-arm sideview
 Lane-Keeping System

AVAILABLE FEATURES

3 lengths: Regular, Long and Extended-Length
 3 roof heights: LR, MR and HR⁷
 110V/150W AC power outlet
 110V/400W AC power outlet
 Adaptive Cruise Control
 Adjustable Speed Limiting Device (ASLD)
 All-wheel drive (AWD)
 Alternator – Dual
 Autolamp Automatic On/Off Headlamps
 BLIS® (Blind Spot Information System) with Cross-Traffic Alert and Trailer Coverage
 Daytime running lamps
 Decal (up to 15-, 25-, 45-, 70- or 95-sq.-ft.)
 Doors – Dual sliding side (MR, HR)
 Doors – Power-sliding side (MR, HR)
 DRW (dual rear wheels)
 Engine – 2.0L EcoBlue® Bi-Turbo I-4 diesel with Auto Start-Stop Technology
 Engine – 3.5L EcoBoost® V6 gas with Auto Start-Stop Technology
 Engine hour meter

AVAILABLE PACKAGES⁸

Ambulance Prep Package (47B)
 Auxiliary Heater/AC Prep Package (62C)
 Auxiliary Heater Prep Package (62A)
 Biodiesel Engine Prep Package (98B)
 Exterior Upgrade Package (18D/18L)
 Heavy-Duty Scuff Plate Kit (85B)

Not rated for pursuit.

Passenger-side A-pillar grab handle
 Pre-Collision Assist with Automatic Emergency Braking (AEB)
 Post-Collision Braking
 Rain-Sensing Windshield Wipers
 Rear recovery eye
 Rear View Camera with Trailer Hitch Assist (MR, HR)
 Remote Keyless Entry System
 SOS Post-Crash Alert System™
 Tilt/telescoping steering column
 Tire Pressure Monitoring System (TPMS; excludes spare)
 Transmission – 10-speed SelectShift® automatic with overdrive
 Vinyl floor covering – Front

Enhanced Active Park Assist
 Extended-range fuel tank (31 gallons; Long and Extended-Length)
 Heavy-duty cargo flooring
 Heavy-duty front axle
 High-capacity upfitter switches (4)
 Programmable battery guard/enhanced cutoff relay
 Upfitter interface module
 Vehicle maintenance monitor
 Orange safety belts
 Reverse Sensing System
 SecuriLock® Passive Anti-Theft System
 Side Sensing System
 Sideview mirror delete
 Smart Acceleration Truncation
 Speed limitation (65-, 70- or 75-mph governed top speed options)
 SYNC® 3 with 8" colored multi-function touchscreen with AppLink®, 911 Assist® and 2 smart-charging USB ports
 Trailer brake controller (TBC)
 Trailer wiring provisions

Heavy-Duty Trailer Tow Package (53B)
 Interior Upgrade Package (96C)
 Load Area Protection Package (96D)
 Scuff Plate Kit (85A)

DIMENSIONS & CAPACITIES⁹

	150/250 SRW		150/250/350 SRW			250/350 SRW; 350 HD DRW
	Regular 130		Long 148			Extended 148
WHEELBASE (in.)						
Roof height	LR	MR	LR	MR	HR	HR
Passenger capacity	2	2	2	2	2	2
Rows of seats	1	1	1	1	1	1
EXTERIOR (in.)						
Wheelbase	129.9	129.9	147.6	147.6	147.6	147.6
Length	219.9	217.8	237.6	235.5	235.5	263.9
Height	83.6	100.8	83.2	100.7	110.1	109.4
Width – Excluding mirrors	81.3	81.3	81.3	81.3	81.3	81.3; 83.7
Width – Including short-arm mirrors	97.4	97.4	97.4	97.4	97.4	97.4
Width – Mirrors folded	83.2	83.2	83.2	83.2	83.2	83.2
Front track	68.2	68.2	68.2	68.2	68.2	68.2; 68.5
Rear track	68.6	68.6	68.6	68.6	68.6	68.6; 65.7
Front overhang	40.3	40.3	40.3	40.3	40.3	40.3
Rear overhang	49.7	47.6	49.7	47.6	47.6	76.0
Load height (curb)	28.9	28.9	28.7	28.7	28.7	28.0
Side-door opening height	49.6	63.0	49.6	63.0	63.0	63.0
Side-door opening width – 60/40 swing-out	51.2	–	51.2	–	–	–
Side-door opening width – Sliding	51.2	51.2	51.2	51.2	51.2	51.2
Rear cargo door opening height	49.5	64.9	49.5	64.9	74.3	74.3
Rear cargo door opening width	61.7	61.7	61.7	61.7	61.7	61.7
INTERIOR (in.)						
Head room	40.8	52.0	40.8	52.0	56.6	56.6
Leg room (max.)	41.3	41.3	41.3	41.3	41.3	41.3
Hip room	60.7	60.7	60.7	60.7	60.7	60.7
Shoulder room	67.9	67.9	67.9	67.9	67.9	67.9
Cargo length front (at floor)	126.0	126.0	143.7	143.7	143.7	172.2
Cargo length front (at beltline)	115.9	115.9	133.6	133.6	133.6	162.0
Cargo width between wheelhouses	54.8	54.8	54.8	54.8	54.8	54.8; 45.4
Cargo height (max.)	56.9	72.0	56.9	72.0	81.5	81.5
CARGO CAPACITY (cu. ft.)						
Cargo volume behind 1st row	246.7	315.2	277.7	357.1	404.3	487.2

ENGINES


3.5L PFDi V6 gas
 3.5L EcoBoost V6 gas with Auto Start-Stop Technology
 2.0L EcoBlue Bi-Turbo I-4 diesel with Auto Start-Stop Technology

EXTERIOR COLORS²



*Metallic.

INTERIOR COLORS²



¹Aftermarket upfit. ²Available on select series. Restrictions may apply. See your dealer for details. ³When properly configured. Cargo, load and trailer tow capacities limited by weight and weight distribution. ⁴Available on 3.5L Ti-VCT V6 only. Government orders only. ⁵FordPass Connect is required for certain remote features. Service includes a 1-year trial for remote features, excluding Wi-Fi hotspot, that starts with vehicle sales date (after which, fees apply). Connected service and related feature functionality is subject to compatible AT&T network availability. Evolving technology/cellular networks may affect functionality and availability, or continued provision of some features, prohibiting them from functioning. Certain restrictions, 3rd-party terms or message/data rates may apply. ⁶FordPass, compatible with select smartphone platforms, is available via a download. Message and data rates may apply. ⁷High Roof not available on Transit 150. ⁸Visit fleet.ford.com for complete package content. See your dealer for details. ⁹Dimensions and capacities shown may vary due to optional features and/or production variability. Cargo and load capacity limited by weight and weight distribution. ¹⁰Fleet only.

FRONT HEADLAMP LIGHTING SOLUTION (66A)



Front Headlamp Lighting Solution. Includes base headlamp with LED high and low beam wig-wag function and LED side warning lights (driver side red/white; passenger side blue/white).

REAR QUARTER GLASS SIDE MARKER LED LIGHTS (63L)



Rear quarter glass side marker LED lamps. Features backlit flashing, linear high-intensity LED lamps.

SIDE MARKER LED – SIDEVIEW MIRRORS (63B)



Sideview mirror side marker LED lamps. Features backlit flashing, linear high-intensity LED lamps.

TAILLAMP LIGHTING SOLUTION (66B)



Police taillamp. Includes halogen base lamp, plus (2) integrated hemispheric lighthouse LED side warning lights.

REAR LIGHTING SOLUTION (66C)



Police liftgate-glass lights. Includes (2) backlit flashing, linear high-intensity LED lights (driver side red; passenger side blue) with surround cover mounted inside the liftgate glass. **Police liftgate lights.** Features (2) backlit flashing, linear high-intensity LED lights (driver side red; passenger side blue) mounted inside the liftgate lip; lights activate when liftgate is open.

FRONT WARNING AUXILIARY LED LIGHTS (21L)



Front warning auxiliary lamps. Features integrated, custom-designed LED assemblies.

FRONT INTERIOR VISOR LIGHT BAR (96W)



Front interior visor light bar. Includes (2) backlit flashing, linear high-intensity LED lights (driver side red; passenger side blue) mounted inside the windshield glass. Lights can be programmed for tricolor (red, white, blue) patterns.

REAR AUXILIARY LIFTGATE LIGHTS (43A)



Rear auxiliary liftgate lights. Features backlit flashing, linear high-intensity LED lights (driver side red; passenger side blue) mounted just above the license plate.

REAR SPOILER TRAFFIC WARNING LIGHTS (96T)



Rear spoiler traffic warning lights. Includes (2) backlit flashing, linear high-intensity LED lights (driver side red; passenger side blue) mounted on the edge of the rear spoiler. Lights can be programmed for tricolor (red, blue, amber) patterns; also features amber-only traffic direction mode.





FRONT HEADLAMP LIGHTING SOLUTION (14A)



Police headlamp. Includes base headlamp with high-beam wig-wag function plus (2) LED side warning lights (driver side red; passenger side blue).

FRONT MARKER PREP BEZEL (18G)



Side warning light housing. Features integrated, custom-designed LED prep assembly. Shown with LED lights (driver side red; passenger side blue) – included with Front Headlamp Lighting Solution (14A).

SIDE MARKER LED LAMPS (59G)



Sideview mirror side marker LED lamps. Features backlit flashing, linear high-intensity LED lamps.

TAILLAMP LIGHTING SOLUTION (52D)



Police taillamp. Includes base LED lights with wig-wag module functionality with alternating reverse lights and taillamp lights only.

REAR LIGHTING SOLUTION (51C)



Police back-window lights. Includes (2) backlit flashing, linear high-intensity LED lights (driver side red; passenger side blue) mounted inside the decklid. Also comes with **police trunk lights:** (2) backlit flashing, linear high-intensity LED lights (driver side red; passenger side blue) mounted inside the decklid; lights activate when trunk is open.



POLICE INTERIOR UPGRADE PACKAGE

Available on Police Interceptor Utility (65U)

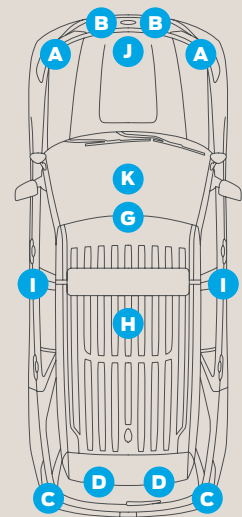
- Cloth rear seat** – Heavy-duty fabric
- Center floor console** – 2 cupholders and unique finish
- Front and rear floor mats** – Carpeted and custom-fit
- Front and rear carpeted floor covering** – Premium-grade



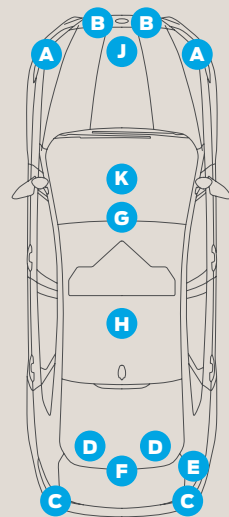
READY-FOR-THE-ROAD PACKAGE

Available on Police Interceptor[®] Utility (67H)² and Police Responder[®] Hybrid Sedan (20D)³

	Police Interceptor Utility	Police Responder Hybrid Sedan
A. Police headlamp	●	●
B. Grille LED lights	●	●
C. Police taillamp	●	●
D. Police rear lighting	●	●
E. Storage vault		●
F. Trunk circulation fan		●
G. Front console mounting plate	●	●
H. Rear console plate	●	●
I. Hidden door-lock plungers/rear door handles inoperable	●	●
J. 100-watt siren/speaker	●	●
K. Whelen CenCom™ light controller head with dimmable backlight	●	●
Whelen CenCom relay center/siren/amp with Traffic Advisor	●	●
Light controller/relay CenCom wiring (wiring harness) with additional input/output pigtails	●	●
High-current pigtail	●	●
Whelen specific WECAN cable connects CenCom to control head	●	●
Pre-wiring for grille LED lights, siren and speaker	●	●
(2) 50-amp battery and ground circuits in-trunk	●	●
Overlay wiring harness, grille LED lights, siren and speaker wiring, and control power harness	●	●



Police Interceptor Utility



Police Responder Hybrid Sedan



PI Utility

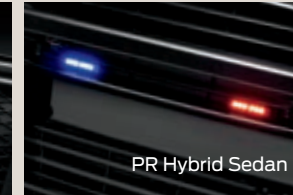


PR Hybrid Sedan

Front Headlamp Lighting Solution. Includes base headlamp with high-beam wig-wag function. Also with (2) white LED side warning lights on the PI Utility; with wide-angle LED lights mounted in the lower bezel on the PR Hybrid Sedan.



PI Utility




PR Hybrid Sedan

Grille LED lights. Includes (2) backlit flashing linear high-intensity LED lights (driver side red; passenger side blue).



PI Utility




PR Hybrid Sedan

Taillamp Lighting Solution. Includes halogen base lamp – plus, for PI Utility only, (2) integrated hemispheric lighthouse LED side warning lights.



PI Utility



PR Hybrid Sedan

Rear Lighting Solution. Includes (2) backlit flashing, linear high-intensity LED lights (driver side red; passenger side blue) with surround cover mounted inside the liftgate glass on the PI Utility, and inside the back window on the PR Hybrid Sedan. Also with (2) backlit flashing, linear high-intensity LED lights mounted inside the liftgate lip on the PI Utility, and inside the decklid on the PR Hybrid Sedan.



Wiring harness (PI Utility). Includes (2) light connectors that support up to (6) LED lights each (engine compartment); (2) grille LED light connectors; and (1) 10-amp siren/speaker circuit (engine to cargo area).

Wiring harness (PR Hybrid Sedan). Includes (2) light connectors that support up to (3) LED lights each (engine compartment); (1) grille LED light connector that supports (2) LED lights; (2) 50-amp battery ground circuits in power distribution junction block (in-trunk); (1) 10-amp siren/speaker circuit (engine to trunk); trunk circulation fan; and pre-wiring for grille LEDs and siren/speaker.



Trunk storage vault. Lockable and ideal for contraband/small arms; located on the passenger side of the trunk.



Hidden door lock plungers. Manual lock rod with inoperable rear door handles.



Rear console plate. Interfaces with front console mounting plate and extends through 2nd-row occupant area to seat bottom (acting as wiring conduit on top of transmission tunnel).



Trunk circulation fan. Wired to ignition to turn on; circulates air from the cabin to the trunk.



Control system. Includes CenCom controller, control head, and wire.



100-watt siren/speaker. Includes wire.

Confidence in the capability of police equipment authorized by Ford. Components and installations are verified through the comprehensive Ford Quality System for exacting evaluation in terms of crash testing, cycle testing, vibration testing, hot/cold testing, humidity testing, corrosion testing and the like.

STAND-ALONE OPTIONS

Available on Police Interceptor Utility[®] and Police Responder[®] Hybrid Sedan (unless noted)

A. Trunk circulation fan – Wired to ignition to turn on; circulates air from the cabin to the trunk; wiring harness not included (Police Responder Hybrid Sedan only)

B. Auxiliary air conditioning – Offers climate control for the rear cargo area; not available with storage vault (Police Interceptor Utility only)

C. Trunk/cargo area storage vault – Lockable and ideal for contraband/small arms; located on the driver's side of the cargo area in the Police Interceptor Utility, and on the passenger side of the trunk in the Police Responder Hybrid Sedan

D. Rear console plate – Interfaces with front console mounting plate and extends through 2nd-row occupant area to seat bottom; acting as wiring conduit on top of transmission tunnel



E. Hidden door lock plungers – Manual lock rods; rear door controls inoperable (Police Interceptor Utility only)

F. Spot lamp – High-intensity or LED (shown) with swivel mount (driver's side only on Police Responder Hybrid Sedan)

G. Rear quarter glass side marker LED lamps¹ – Wide-angle, backlit flashing, linear high-intensity (Police Interceptor Utility only)

H. Sideview mirror side marker LED lamps¹ – Backlit flashing, linear high-intensity

Pre-wiring for grille lamp, siren and speaker² – Electrical harness inlay (14290) includes: (2) light connectors that support up to (3) LED lights each (in engine compartment), (1) grille LED light connector that supports (2) LED lights, and (1) front driver's side speaker siren cable (not shown)



VSO provides special paint and equipment options that are not currently available through regular – fleet-only – production. VSO offers a means of creating customized solutions that can meet the unique requirements of your force.

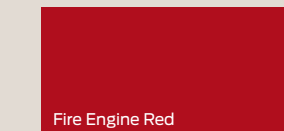
VSO color and equipment availability³ VSO can provide a variety of unique paint finishes; bright Fire Engine Red is a very popular choice. In addition, VSO lighting packages and options – such as those listed at right – offer a distinctive appearance and help ensure adherence to state law requirements.

New option development (VSO inquiries). Establishing new VSO options is initiated by a customer request called a “VSO inquiry.” Your dealer representative will submit the VSO inquiry. All requests are received, reviewed and approved by the VSO department to ensure the end product is compatible with regular and limited options. The end product must also meet Ford Motor Company standards of quality, durability, safety and performance.

Production timing. If you add existing VSO options to your vehicles, the process takes 60-90 days to go from order receipt to production. For newly created VSO options, please include the development timing provided within the inquiry response. For your fleet planning purposes, VSO production typically begins a month after Job One and balances out a month prior to Job Last.

To help you plan better, please visit fleet.ford.com/orders/vehicle-special-order before ordering, to view the most current VSO options.

MOST WANTED: VSO EXTERIOR COLOR



MOST WANTED: VSO POLICE LIGHTING OPTIONS

- Grille lights – Red/red or blue/blue
- Rear lights – Red/red or blue/blue
- Front marker lights – Red/red, blue/blue or red/blue split (red-white/red-white, blue-white/blue-white and white/white options)
- Front warning auxiliary lights – Red/red or blue/blue
- Sideview mirror side marker lights – Red/red or blue/blue
- Taillamp warning lights – Red/red, blue/blue or red/blue split
- Rear quarter glass side marker lights – Red/red or blue/blue

Visit fleet.ford.com/orders/vehicle-special-order for order codes, pricing and details. Police Responder Hybrid Sedan lighting packages available. See Fleet DNB for details.

SMART FUNDING

Many public agencies are discovering that Municipal Lease/Purchase Financing is today's answer to acquiring essential equipment within limited budget confines – without major cash outlays, long-term debt obligations or, in most cases, voter approval.



HERE'S HOW IT WORKS

- Fixed-rate financing helps you get the vehicles you need when you need them, while sticking to your current budget
- Flexible repayment terms – monthly, quarterly, semiannually and annually
- Finance add-on equipment, upfits and extended-warranty plans
- Equity is accumulated with each payment, and ownership is realized with a final payment of \$1

FOR YOUR BENEFIT

- Avoid high costs of maintaining older equipment
- Tax-exempt interest rates
- No down payment or security deposit required
- No mileage restrictions
- No maintenance or return provisions
- Access to the latest technologies

WE'RE HERE FOR YOU – JUST CALL 1.800.241.4199

- If you have any questions, call and speak to a Ford Credit Marketing Coordinator
- Let our team help you acquire the equipment you need – when you need it
- We can provide you with a payment quotation quickly so you can make a timely decision and focus on what's important: your municipality
- Visit us online at <https://www.ford.com/finance/commercial-financing/municipal>

HOW MUCH EQUIPMENT CAN YOU GET FOR \$150,000?

Option A: Purchase Today for Cash



Option B: Ford Credit Municipal Lease/Purchase Financing



Ford Motor Credit Company ("FMCC") is providing the information contained in this document for discussion purposes only in connection with a proposed arm's length commercial leasing transaction between you and FMCC. FMCC is acting for its own interest and has financial and other interests that differ from yours. FMCC is not acting as a municipal advisor or financial advisor to you, and has no fiduciary duty to you. The information provided in this document is not intended to be and should not be construed as "advice" within the meaning of Section 15B of the Securities Exchange Act of 1934 and the municipal advisor rules of the SEC. FMCC is not recommending that you take an action and you should discuss any actions with your own advisors as you deem appropriate.



FORD PROTECT® IS AVAILABLE FOR ALL FORD SPECIAL SERVICE VEHICLES

Upgrade your protection: Select the extended warranty that best suits your needs. There are 4 plans available that wrap around or extend the powertrain warranty – PowertrainCare, BaseCare, ExtraCare, PremiumCare – with comprehensive coverage for up to 8 years and 150,000 miles on new vehicles. In addition, drop-off first-day rental is included on all plans.



FORD COLLISION PARTS

Dependability is crucial. To do your job, you depend on every piece of your equipment to function as it was designed. The same goes for your police unit, and if you're ever in an accident, you can depend on Ford Collision Parts: sheet metal, bumpers and lights to help restore your vehicle to pre-accident condition. Ford Collision Parts are equal in quality, fit and structural integrity to the original parts that came on your vehicle because they are the same parts used in the production of new vehicles. Designed, engineered, and produced by Ford Motor Company to meet Federal Motor Vehicle Safety Standards. Cheap imitation parts can't make that claim. So don't settle for anything less dependable than Ford Collision Parts.




FORD FLEET CARE


Ford Fleet Care is a centralized billing service you can use to make a single monthly payment on behalf of your entire fleet for maintenance and repairs performed at participating Ford Dealers and Quick Lane® Tire & Auto Centers. Over-the-counter parts purchases at participating Ford Dealers can also be included. There is no enrollment fee, no per-vehicle fee and no administration fee for warranty-covered repairs. Plus, you preset your drivers' spending limits, which cannot be exceeded without your approval. Visit fleetcare.ford.com or call **1.800.367.3221** for more information.

ELITE POLICE ADVISORY BOARD (PAB)

An industry first. Acting as a liaison and resource for law-enforcement agencies nationwide, the Police Advisory Board provides frank and direct feedback on the products, programs and policies of Ford. These standout officials help refine current vehicles and create future offerings. Input on safety, reliability and durability is essential to serving unique operational needs, and proves invaluable to the ongoing development of Ford law-enforcement vehicles. Please visit fleet.ford.com for more PAB specifics.



John Blackwood
Seminole County Sheriff's Office
jblackwood@seminolesheriff.org
407.341.9131



Jennifer (Jen) Brown
Flagstaff Police Department
jbrown@coconino.az.gov
928.556.2305




Michael Carkido
Boardman Police Department
mcarkido@boardmantwp.com
330.726.4144



Andrés Casimiri
Royal Canadian Mounted Police (RCMP)
andres.casimiri@rcmp-grc.gc.ca
613.325.0173



Darrell Cooper
City of Kansas City, MO
darrell.cooper@kcmo.org
816.810.5922



PJ Fernandes
Massachusetts State Police
paul.fernandes@state.ma.us
508.820.2665



Scott Gardner
Ontario Provincial Police
scott.gardner@opp.ca
705.329.6942



Jason Halayko
City of Edmonton Police
jason.halayko@edmontonpolice.ca
780.421.2116



David (Doc) Halliday (ret.)
Michigan State Police
dhalliday430@gmail.com
517.256.3689



Jason Husby
South Dakota Highway Patrol
jason.husby@state.sd.us
605.367.5700




Carl Huse
Mississippi Highway Patrol
chuse@dps.ms.gov
601.940.0099



Henry Kingwill
Hendon Media
henry@hendontpub.com
312.208.2272



Keith Larsen
Unified Police Department
klarsen@updsl.org
801.946.4916




Jeff Loftin
California Highway Patrol
jloftin@chp.gov
916.309.6800



Michael J. McCarthy
Michigan State Police
mccarthy4@michigan.gov
517.230.3184




T. Nancy Ohara
Los Angeles County Sheriff's Department
tnohara@lasd.org
323.881.3982



Scott Olexa
New York Police Department
scott.olexa@nypd.org
718.476.7588



Scott G. Newsome
City of Charleston Police Department
newsomes@charleston-sc.gov
843.509.2414



Robert Phillips
Howard County
rophillips@howardcountymd.gov
410.313.0723



Kevin Rausis (ret.)
San Diego Police Department
the2krs@cox.net
619.993.6506



Todd Revell
Evangel University
revellt@evangel.edu
417.224.1040




Daren Turner
Las Vegas Metro Police Department
d6573t@lvmpd.com
702.828.3321



Eric Voll
City of Columbus, Ohio
ervoll@columbus.gov
614.374.1746



Logan Wernet
Mason City Police
lwernet@masoncity.net
641.494.3565



Sean Williams
Collier County Sheriff's Office
sean.williams@colliersheriff.org
239.253.5361



George Yamanaka
Los Angeles Police Department
e9402@lapd.online
213.486.1020

fordpolicevehicles.com



TO SERVE YOU

GOVERNMENT SALES REGIONAL MANAGERS

Dan Mazurek

Northeast States:
CT, DE, MA, MD, ME, NH, NJ, NY, PA, RI, VT
313.407.2973 • dmazure1@ford.com

James Morgan

Southeast States:
AL, FL, GA, NC, SC, TN, VA
901.230.0125 • jmorga12@ford.com

Chris Keady

North Central States: IA, IL, IN, KY, MI,
MN, OH, WI, WV
313.595.4691 • ckeady@ford.com

Greg Dugan

South Central States:
AR, KS, LA, MO, MS, OK, TX
972.632.8643 • gdugan@ford.com

Scott Clark

Western States:
AK, AZ, CO, MT, ND, NE, NM, SD, UT, WY
801.808.4982 • sclark10@ford.com

Steve Hoe

Western States:
CA, HI, ID, NV, OR, WA
916.705.5350 • shoe@ford.com

GOVERNMENT SALES MANAGER

Tony Gratson

313.390.1041 • tgratson@ford.com

STATE & LOCAL GOVERNMENT SALES MANAGER

Ron Anderson

313.390.1058 • randers1@ford.com

VEHICLE SPECIAL ORDER (VSO) SALES COORDINATOR

Cale Kehoe

VSO Coordinator
313.390.0855 • ckehoe1@ford.com

FEDERAL GOVERNMENT SALES MANAGER

Debra Hairston

313.390.1095 • dhairsto@ford.com

MUNICIPAL BUSINESS DEVELOPMENT MANAGERS

Jessica Gunn

AK, AZ, AR, CA, CO, HI, ID, IL, IA, KS,
LA, MN, MS, MO, MT, NE, NV, NM, ND, OK,
OR, SD, TX, UT, WA, WI, WY
313.845.7894 • jgunn26@ford.com

Aaron Young

CT, DE, ME, MD, MA, NH, NJ, NY,
PA, RI, VT
313.594.1825 • ayoun166@ford.com

Janet Doty

AL, FL, GA, IN, KY, MI, NC, OH, SC,
TN, VA, WV
313.390.7184 • jdoty@ford.com

FORD CREDIT MUNICIPAL FINANCE PROGRAM

1.800.241.4199 (Press 1)

FORD FLEET CUSTOMER SERVICE

Fleet Customer Information
Center (FCIC):

1.800.34.FLEET (U.S.)
1.800.668.5515 (CANADA)

Open 8:30 AM – 5:00 PM EST

Choose from the following selections:

- FIN Enrollment/Website (Press 1)
- Fleet Sales/Order-to-Delivery (Press 2)

The FCIC supports Fleet Accounts by providing a single source to answer all of your Fleet-related questions.

FORD POLICE MODIFIERS GUIDES

fordbbas.com/publications

Call Center: 877.840.4338

FORD FLEET

North American Fleet, Lease & Remarketing Operations

fleet.ford.com • 1.800.34.FLEET

Non-original equipment can adversely impact vehicle crash performance. For example, push-bars could adversely affect airbag deployment in frontal impacts, and prisoner barricades could result in head and neck trauma in high-speed rear impacts. Due to the variability of equipment installed, based on individual law-enforcement agency requirements, Ford does not test aftermarket equipment for functionality with Ford components. Law enforcement must balance needs for function and other officer safety concerns when equipping police vehicles with non-original equipment.

Some features discussed may be optional. Vehicles throughout this brochure may be shown with optional features and/or aftermarket equipment. Features shown may be offered only in combination with other options or subject to additional ordering requirements or limitations. Information in this brochure was developed from Order Guides as of May 2019. Following publication of this brochure, certain changes in standard equipment, options and the like, or product delays may have occurred which would not be included in these pages. • Always wear your safety belt, secure children in the rear seat and follow airbag warning label instructions. • SYNC®: Don't drive while distracted. Use voice-operated systems when possible; don't use handheld devices while driving. Some features may be locked out while the vehicle is in gear. Not all features are compatible with all phones. Message and data rates may apply. • For more information, visit fleet.ford.com. • Ford Motor Company reserves the right to change product specifications at any time without incurring obligations. Comparisons based on competitive models, publicly available information and Ford certification data at time of printing. • The Bluetooth word mark is a trademark of the Bluetooth SIG, Inc. • Unity is a registered trademark of Unity Manufacturing Co. • Whelen is a registered trademark of Whelen Engineering Co., Inc.



Printed in the USA. Please recycle.

©2019 Ford Motor Company 20FLTPOL