

Effective September 2006



5% Off online orders

INTRODUCTION

An introduction page may seem a little unusual for a parts catalog, however, it is an excellent way to tell you something about myself and my business. You should know some details about a company or a person you plan on dealing with. Since we sell parts worldwide, this is probably the best way to tell you who I am and why I have a Chevrolet and GMC truck parts business.

My first antique car, a Model A Ford, was purchased during my college years in the mid-1960's. Over several years, I personally gave it a ground-up restoration and became very active in local and national clubs. Though this car remains in my possession, interest has gradually drifted toward early pickups.

In 1978, I purchased my present 1950 Chevrolet 1/2 ton pickup to use as a driver. Though it worked well, the decision was finally made to give it a near total restoration. This began the truck parts business. While some parts waited for their turn in the restoration, persons would request them for immediate use. I would then reorder for my own use. This began to snowball and soon, with some experimental ads in national magazines, plus my enjoyment of trucks, the business took off.

After 15 years with a major national corporation, it was felt that this field was more rewarding. A decision was made that a mid-life career change should be made. All past sales and business expertise would be put into making this a successful enterprise. This has been done with many personal rewards. The goal is to continue to look ahead,

develop and introduce new parts for the older GM pickup. When we do what we enjoy, there are no limitations on achievements!

We are now seeing the early stepside pickup growing in popularity like the Model A Ford in the 1960's. I share the opinion, with many, that desirability of the Chevrolet and GMC stepside pickups has just begun to grow. It will far surpass the popularity of the Model A Ford. Even now, the choice lower production items for these trucks are becoming very difficult to find as more people visit the few remaining salvage yards having older vehicles. You own your old GM truck at the right time. It is an investment even if you only set it in your garage.

Yes, this business sells parts, but it is based on service to the customer. My personal involvement in the restoration of pickups, plus more than 30 years enjoying antiques, results in this dealer loving the business I am in. Over 20 employees, many phone lines, two to three daily UPS visits, 6 storage buildings, etc. makes service to our customers among the best!! Do not hesitate to call if we can be of assistance.

Thanks,

A handwritten signature in cursive script that reads 'Jim Carter'.

(816) 833-1913

Fax: (816) 252-3749 or (800) 262-3749

E-Mail: info@oldchevytrucks.com

Web Site: www.oldchevytrucks.com



GENERAL INFORMATION



5% Off online orders



Placing Your Order

Merchandise can be ordered by telephone, mail, fax, e-mail on our website or coming by our store. Hours 9:00 a.m. till 5:00 p.m. central standard time. Closed weekends, however, you can always order 24 hours by fax, e-mail, or using our convenient on-line catalog.

Phone . 1-800-842-1913 (U.S. and Canada) or 1-816-833-1913
Fax 1-800-262-3749 (U.S. and Canada) or 1-816-252-3749
E-mail info@oldchevytrucks.com
Visit our Website www.oldchevytrucks.com

Toll-free fax numbers outside the U.S. and Canada:
United Kingdom 0-800-89-5813
Germany 0130-815630
New Zealand 0-800-449196
Australia 1-800-123-510

New "Easy and Fair" Freight Policy

Charging for freight is always a problem with mail order companies. How do you fairly charge for shipping with so many variables? What is your distance from the shipper - some packages are exceptionally light or heavy - cost of shipping boxes and related packing materials - amount of handling by a packing department (gathering parts from adjacent buildings or making special crates), etc.

What formula can be used to be most fair to our customers? We don't want you to feel you were gouged on freight to make up for our competitive prices! **We want you back as a repeat customer!**

We sharpened our pencils and created a policy that you will like. *It's easy!* We charge you the actual freight charges! (\$3.00 minimum) No longer do you have a \$30.00 shipping cost from a chart when your \$350.00 part weighs only 5 pounds! We will absorb the cost of packing materials unless we must build a special box or crate. The handling charges are on us! If you send a check, your return invoice will give you the amount of your order including all shipping charges. If you don't send enough money on freight we will mail a note requesting an additional payment. Please pay this quickly as we reserve the right to hold future shipments if this is not paid. Over payments on freight will usually be credited in our computer for your next order - unless you request otherwise.

Our computerized scales now tell our packing department the least expensive way to send your merchandise. For most freight the choice will be between UPS, Federal Express, and U.S. mail. We then pass the savings to you!!

We're out to keep you as our customer. Let our high volume, lower freight discounts save you \$\$ with each order.

How Shipped

Majority of items are sent United Parcel Service or Federal Express with each parcel insured up to \$100.00 without extra cost. US Postal Service is used for lighter weight boxes as are truck lines for heavier or oversized items. Overseas orders are usually sent by specialized air freight companies that will be competitively priced.



"Fast" Service By Air Freight

When you need your parts fast, we can ship by air! For an extra fee, we offer next day, second day, and third day delivery. Even Saturday delivery can be arranged for an additional \$10.00. Just tell us this requirement when you order and we will handle the extra shipping responsibilities.

Truck Line Orders

All large items that must be shipped truck line will need to be prepaid. In addition, a crating or boxing charge of \$30.00 may be added to your order if items are very heavy or require special handling. Remember, shipping to a commercial address rather than your home, always lowers your freight charges. **We make sure you receive our "special lower rates" on all shipping charges.**

The icon  is beside these larger items shown on the following pages.



GENERAL INFORMATION



5% Off online orders

Back Orders

At times we will be temporarily out of a part you request. It will be put on backorder and shipped as soon as it arrives. We will notify you in 30 days (if we do not receive your merchandise) that your backorder is being cancelled. Any held money will be returned. Please notify our sales representative or write a note on your initial order blank if you do not want unavailable items to be backordered.

Cores and Core Charges

A core is your old part that we must have in exchange when you buy certain rebuilt parts. **The core must be rebuildable and must be the same as the part that was purchased.** Core fees are charged plus the cost of the part. Example: RESP230 \$300.00 plus core SPC233 \$100.00 = \$400.00 total cost. The \$100.00 core charge will be refunded when we receive your core (only if it is rebuildable). If your core is not rebuildable, you will be notified accordingly and we will return it to you if you so desire. Due to lack of the availability of some parts, your core may be required for rebuilding. In these instances your core will be rebuilt and returned to you. Cores must be shipped prepaid to us with an authorization number.

Special Order Items

Some unusual items are not stocked in our warehouse. We will specially order them for you as your orders are received. These special order parts are NON-RETURNABLE unless we made a mistake and ordered them incorrectly. Examples are custom upholstery colors and mechanical related parts not in our catalog.

Payment

We accept checks and money orders or you can charge your order on Visa, MasterCard or Discover Card. **NO C.O.D.'s.** Foreign residents please pay in U.S. funds.

Damaged Merchandise

- **United Parcel Service** - DO NOT RETURN DAMAGED MERCHANDISE TO US. Contact your local UPS office. Damaged items must be left in original container for UPS to inspect. UPS will contact us after the inspection.
- **U.S. Post Office** - We insure your shipment only if you provide us with extra funds for this purpose. If items are received damaged and you requested insurance, take entire container to your local post office where they will make a claim.
- **Truck Lines** - Contact the delivering carrier at once. They will have a representative contact you.

Returning Items

We will accept returned unused merchandise within 60 days of our invoice date. No items will be accepted without our authorization number on outside of returned package. No items will be accepted without a return authorization number. This is very important. Returned items must be sent prepaid. Return shipping by C.O.D. will not be accepted. If we filled the order incorrectly, we will reimburse you for freight. If you ordered wrong or simply do not want the item, you are responsible for return freight cost plus a 20% restocking fee.



IMPORTANT!!:

- NO** returns without Return Authorization Number!
- NO** returns after 60 days of invoice date!
- NO** returns without your invoice!
- NO** returns without our return form!
- NO** return of special order items!

PRICES ARE SUBJECT TO CHANGE WITHOUT NOTICE.
Sorry, some vendors sometime raise our prices without warning!

One of the more common questions asked is, “How do I tell the different years of these trucks?” Your truck may have come without a title, many do. Some have parts interchanged with several years, even though they are correct for only one year. Body and bed changes during the last 30 to 60 years, just to keep the truck going, now make some restorations confusing.

In the following, several items per year will be mentioned which might help you, in the field, when looking to buy a truck or just parts. The comment by each year does not mean it is always exclusive for that year only. If you feel some errors exist, please let us know.

1946 vs. 1947 Note: Occasionally a customer’s truck is titled 1947 but the body design is 1946. It can make ordering parts confusing.

Reasoning:

- (1) In several factories the 1946 design was carried over through May 1947.
- (2) The GM “Master Parts Catalog” does not show an early 1947. When this year is mentioned by GM it always refers to the 1947-55 1st series “Advanced Body Style”.

- Mid 1947 The first of this new body series. Gas tank under bed. Last year for floor shift three-speed transmission without external linkage. Nine planks in bed. Truck name stamped in tailgate. Bed approximately 2” wider than prior style. Vacuum wiper moved under dash from above windshield.
- 1948 Hood emblem is still die cast metal. Windlace around door is black rubber and secured with metal strips screwed in place. Gas tank still under bed. Headliner center bow screwed in place. Redesigned three-speed transmission now uses column shift with linkage attached to case side.
- Early 1949 Gas tank moved into cab behind seat. Hood emblem becomes chrome plated steel. As in '47 and '48, on Chevrolet light trucks hood side chrome emblem states Thriftmaster. Large truck side hood emblem states Loadmaster.
- Mid 1949 Last lever action shocks on Chevrolet, this carried on one more year on some GMCs. Cab windlace goes to gray tan and slides into metal track. Headliner center bow is now “floating” type. Hood side emblems on Chevrolet begin as described in 1950 listing.
- 1950 Handle for left side cowl vent door is flat steel, not maroon plastic knob type, as earlier. Modern tubular shocks introduced. Headlight frames remain chrome plated brass. Wiper knob is chrome plated. Hood side emblem on Chevrolet show this name plus 3100 in 1/2 ton, 3600 on 3/4 ton, 3800 on 1 ton, etc.
- 1951 Only year with both pull down exterior door handles plus wing vents in doors. Engine in pickups remains 216 cubic inch babbitt bearing low oil pressure type for Chevrolet, (used from 1937 to 1953). GMC continues with the 228 cubic inch full pressure engine as their standard unit. Seat adjustment horizontal rod under cushion is run through a rubber grommet which is secured to the seat riser frame. Earlier year seats adjusted with a metal cable. In mid-year, bed changed from nine board to eight board type. Speedometer maximum speed 80 mph.
- 1952 Horizontal strips below and above radio speaker grille plus glovebox door changes from stainless steel to painted steel. Outer door handles become push button type. Chevrolet hub caps changed from chrome plated to gray painted steel with black block letters, however, stamping and shape remain the same as prior years. Some say a very few deluxe 1/2 ton pickups still carried the chrome cap. Speedometer now shows maximum speed 90 mph.
- 1953 Hood emblem now stainless steel. First year for the optional left side mount spare on this series of pickups. Last year for wood blocks under bed. Wiper knob is maroon plastic, as in 1952. First year for blue and silver ID door post plate.
- 1954 Chevrolet has the newly introduced cross type grille plus the new high pressure 235 cubic inch insert bearing engine on pickups and 261 cubic inch six cylinder on large trucks. Hub caps have the same shape as the 1953 type, however, now have only the Bowtie emblem. Redesigned dash board totally different. Bed changed - has increased in depth with all new bed sides. Rear bumper is an option since 1951, but is now dropped in center to make room for new license plate location. Taillight becomes round.
- 1955 1st Almost identical to the 1954. First year for the open drive shaft on 1/2 ton pickup and panel. Final series with the six volt system on Chevrolet. GMC continues to make use 6 volts throughout the year into the next body style on 6 cylinders only.

A great increase in truck rebuilding is now occurring throughout the country. Though most enthusiasts build a fun truck with numerous modifications and drive them daily, some require their vehicle to be as detailed as they were when new.

For those involved in restoring their truck to this exact originality, the following data should be of interest. These appear to be the more asked about subjects by our customers.

- From at least 1955 and before, the raised letters on the Chevrolet tailgates were not a contrasting color. They remained the same color as the overall gate. It appears GMC did add this color to their three letters on many of their advance design tailgates.
- The bed planks were not varnished or given a related finish to show off the wood grain. Trucks were produced for work and the planks were normally painted black on the 1955 and earlier. After this, they were body color or black. This better protects the wood.
- The bed planks have not been oak since the late 1930's. From then to the newer GM step pickups, the wood is hard yellow pine.
- From 1939 and up, the GMC six cylinder was a high pressure insert bearing engine - initially 228 and 248 cubic inches. Chevrolet did not adopt the full insert bearing engine until 1954. This results in their similar appearing dash clusters having an exception of maximum oil pressure gauge reading of 60# or 80# for GMC and 30# for Chevrolet.
- Almost all Canadian built GMC pickups prior to 1953 used the Chevrolet 216 engine, not the 228 and 248 GMC type placed in U.S. trucks. The 1 1/2 and 2 ton Canadian Chevrolet using the larger GMC 228 and 248 was the "Maple Leaf"!
- Between 1947-53 on light trucks, the cabs and fenders were the same color. On this series, two-tone cabs were not available until 1954. Only then was a white top available as an option and only on the more deluxe cabs.
- Most 1/2 ton pickups prior to 1955 used 16" wheels not 15" or 14".
- Radios were first available as an "in dash" accessory on the 1947 "Advance Design" body style.
- Right taillights were an accessory until the late 1950's.
- Full wheel covers were not available on Chevrolet until 1954 and then only as a dealer accessory.
- Dark green was the standard exterior paint color prior to 1955. Most other colors, including black, were a non-cost option.
- On the 1947-55 series, the door panels match the seat material. They are not similar to the headliner cardboard.
- Shortages during the Korean War are the primary reasons for the eliminating of bright work on the 1952 and 1953 truck. Therefore, painted items on these trucks included: hub caps, bumpers, grille, radio speaker horizontal trim, glovebox door, etc. Interior window cranks and wiper knobs changed to maroon plastic.
- During 1947-48, the Chevrolet painted grille bars and "back splash" bars were body color. In addition, the leading edge of each painted outer bar had a horizontal stripe matching the cab stripe. On the 1949-51 Chevrolet, with a painted grille, the "back splash" bar was white. In 1952-53 this changed to light gray to match hub caps and bumpers. On chrome grilles, only the outer bar was plated. The "back splash" bar was as the painted grille.
- The cabs on both the pickups and the larger trucks are the same. The front fenders must be different due to the increase in tire size on the larger trucks. On 1947-55 trucks, even the hoods and grilles are larger to adapt to these bigger fenders.
- The GMC with six-volt system uses a positive ground electrical system. Chevrolet uses negative ground.
- The GMC and Chevrolet pickups share bodies, most suspension, transmissions, etc. - not engines, grilles, tailgates, exterior colors, or hub caps.
- Early trucks were titled on either the body ID plate or engine number. If your title used the engine number and it has been replaced over the years, you may have major problems in selling or licensing.
- The famous Chevrolet high pressure 235 engine was used between 1954 and 1962. It's big brother, with some larger internal parts, was the 261 engine. A low pressure Chevrolet 235 was available on larger trucks only between 1941 and 1953. This earlier 235 has little interchange in common with it's later 235 relative.
- Whitewall tires were not available from the factory prior to 1955.



TABLE OF CONTENTS

5% Off online orders

INTRODUCTION 1
 GENERAL INFORMATION 2-3
 TIPS & HINTS 4
 FOR THE PERFECTIONIST 5
 ORDER FORMS 188-192

A

Accelerator Linkage, V-8 50
 Accelerator Pedal & Etc 39
 Accessory Installation Manuals ... 71
 Accessory Listings 71
 Accessory Sales Brochure 72
 Adhesive, Door Rubber 28
 Air Conditioning Brackets 52
 Air Conditioning System 77
 Air Filter Element 47,109
 Alternator 52
 Alternator Conversion 36
 Alternator DA Plug 52
 Arm Rests 170,172
 Ash Tray Knob 60
 Axle Bumpers 119

B

Baseball Caps 128
 Battery Cables 33
 Battery Related 40
 Bed Apron, Running Board 151
 Bed Assembly Manual 74
 Bed Cross Sills 15
 Bed Mounting Blocks & Pads ... 9-10
 Bed Sides & Etc 153
 Bed Side Roll Lights 126
 Bed Strip Bolt Mounting Sets ... 10-11
 Bed Strips 12-14
 Bed Wood Sets 11-12
 Bed-To-Frame Bolt Kits 9
 Beehive Oil Filter & Parts 47
 Brake Drums 82
 Brake Lines 80
 Brake Line Blocks 81
 Brake Hoses 80
 Brake, Hydrovac 78
 Brake Shoes 79
 Brake Parts 77-85
 Brake Conversion Kits 53-54, 56
 Bumper Bolt and Nut 43
 Bumpers and Braces 131

C

Cab Corners 149
 Cab Fastener Kits 21
 Cab Insulation Kit 17
 Cab Mount Kits 20
 Cab Related Items 17-21
 Cab to Running Board Seal 21
 Cab Toe Board 148
 Cab Sheet Metal 146-150
 Cab Windlace 18
 Camshafts 97
 Carburetors, Rebuilt & Etc.. 107-109
 Carburetor, 4 Barrell 50
 Carpeting 171
 Choke Cable 59
 Choke, Throttle, &
 Headlight Knobs 59
 Clock Retaining Plate, GMC 127
 Clutch Head Screws 17
 Clutch Head Screw Drivers .. 15, 123
 Clutch & Transmission Items .. 85-87
 Coffee Mug 127
 Coils 32
 Coil High Performance 53
 Cooling System 88-89
 Cowl Panel 148
 Cowl Vent Gaskets 17-18
 Crank Handle Knobs 60

D

Decals, Service Signs 23, 123
 Decals, Heater 25
 Decals, Hood & Grille 23-24
 Decals, Miscellaneous 24-25
 Decals, Oil Filter 25
 Decals, Tailgate 24
 Defroster Cable 59
 Dimmer Switch 31
 Disc Brake Kits 53-54
 Distributor & Etc 92-93
 Distributor, HEI or Mallory 53
 Dome Light Items 67-68
 Door Bumpers 29
 Door Handles 27
 Door Handle Remote 29
 Door Hinge Post Bolt 17
 Door Items, Miscellaneous 29
 Door Latches & Related Items 28
 Door Striker Plate 28

Door Panels & Etc 169-170
 Door Weather Seal 28
 Draglink & Kits 105
 Driveshaft & Differential 90-92

E

Emblems & Ornaments 163
 Engines, Rebuilt 102
 Engine Bolt Kit 47
 Engine Components 93-103
 Engine Electrical 92-93
 Exhaust & Related Items ... 103-104
 Exhaust Header, Dual 49

F

Factory Assembly Manual 71
 Fan Belts 89
 Fenders & Related Items .. 155-156
 Fender Bolts 15
 Fender Welt 46
 Fenton Headers 48
 Fenton Warming Kits 49
 Firewall Cover 43
 Firewall Related Items 43-44
 Floor Mats & Pads 39
 Floor Parts Miscellaneous 42
 Floorboard Sections 41
 Frame Lowering Kit, Rear 55
 Front Bed Panels 150,152
 Front End & Steering 104-106
 Front Splash Aprons 43
 Fuel Lines 107
 Fuel Pumps 107
 Fuel System & Related 107-111
 Fuel Tank Sealer 141

G

Gas Caps 111
 Gas Filler Neck Grommets 20
 Gas Tanks 109
 Gas Tank Straps 110
 Gas Tank Related Items 20
 Gas Tank Sending Unit 110
 Gauges 161
 Gauge Clusters 158-159
 Generator 92
 Glass, Door, Vent & Etc 178
 Glass Dash Bezels 160
 Glovebox Cardboard, Etc 19



TABLE OF CONTENTS

5% Off online orders

Glovebox Lock & Key, Etc 19
 Glovebox Related Parts 19
 Grease Fittings 118
 Grilles and Related Items 44-45
 Grommets, Firewall 44

H

Head, Reconditioned 103
 Headlight Bucket 63
 Headlight Knobs 59
 Headlight Fastener Kit 46
 Headlight Rings/Doors 63
 Headlight Related Items 63-64
 Headlight Switch 31
 Headliners 168-169,172
 Heater Blower Motor 34
 Heater Blower Switch 31
 Heater Control Cable 60
 Heater Control Valve 111
 Heater Knobs & Levers 61
 Heating System 111-112
 High Performance 47-57
 Hood Ornament 163
 Hood Center Strip 126
 Hood Related Items 45
 Horn Items 32
 Hub Caps 164-165

I

Identification Plates 127, 164
 Ignition Bezel 61
 Ignition Coils 32
 Ignition Cylinder Switch w/Key 34
 Inner Fender Seals & Etc 44
 Intake Manifold 49-50
 Intake Manifold Warming Kits 49
 Intake Rings 109

K

Keys 125
 Kingpins 104-105
 Knobs 59-61

L

Leaf Springs 116
 Leaf Spring Upgrade 54
 License Plate Bracket 45
 Light Bulbs, Six Volt 68

Light Bulbs, Twelve Volt 68-69
 Literature 71-76
 Lug Nuts 115

M

Manifold, Dual Intake 50
 Manifold, Howard Intake 49
 Manuals 71-72
 Manuals, Miscellaneous 73-76
 Master Cylinders, Disc Brake 55
 Master Cylinders, Stock 77-78
 Master Parts, Catalog 73
 Mirror Parts 121-122
 Miscellaneous 123-134
 Motor Mounts, Original 93-94
 Motor Mounts, Custom 50
 Muffler & Related Items 104
 Mustang II Conversion 56

O

Oil Caps 48, 114
 Oil Dip Stick Tube 114
 Oil Pumps 101
 Oil Filter, Beehive 47
 Oil Filter, Original 115
 Oil Lines 115
 Owner's Manuals 72

P

Pacer Suspension Kit 51
 Paint Color Identification 135
 Paint, Engine 139
 Paint, Exterior 135-137
 Paint, Hub Cap, Bumper 140
 Paint, Interior 138-139
 Park Brake Items 40-41, 84
 Park Brake Cables 83
 Parklights & Related Items 64
 Pedal Pads, Accel. Pedals 39
 Pinion Seal & Bearing 90
 Pistons & Rings 99-100
 Power Steering Conversion 51
 Pitman Arm 51
 POR-15 141
 Proportioning Valve 55
 Push Rod Cover 48

R

Radiators & Related Items 88-89
 Radiator Overflow Tank 133
 Radio Antenna & Spacers 143
 Radio Faceplates 144
 Radio Knobs 142
 Radio Manuals & Pamphlets 74
 Radio Noise Suppressors 145
 Radio Speakers & Gaskets 143
 Radio Tubes 143
 Restored Radio 142
 Ring & Pinion 57
 Roll Pan, Front or Rear 152
 Running Boards & Etc 131-133

S

Sales Brochures 72
 Sales and Service Sign 123
 Salesman Truck Data Book 73
 Seat Covers 167
 Seat Kits 166
 Service Bulletins 76
 Sheet Metal, Bed 150-154
 Sheet Metal, Cab 146-150
 Sheet Metal, Front Parts 154
 Shift Boxes & Related 116
 Shift Knob 60
 Shock Absorbers & Etc 116-118
 Shock Absorbers Mounts 117
 Shock Conversion 56
 Shop Manuals 71
 Spindle Castellated Nut 83
 Spark Plug Rubber Rings 35
 Spark Plug Wires 34
 Speedometers 158
 Speedometer Cables 115,160
 Splash Apron, Front 154
 Spring Shackles 117-118
 Stake Pockets, Bed 154
 Starters & Relater Items 92
 Starter Solenoids 31
 Starter Switch 31
 Steering Box & Repair Kit 106
 Steering Column Seal 40
 Steering Sector Seal 106
 Steering Wheels & Related 20
 Stool, Counter or Bar 134
 Stoplight Switch 31

TABLE OF CONTENTS



5% Off online orders

Striker Plates, Door 28
 Sunvisor, Outside 124
 Sunvisors & Pads 169
 Sunvisor Screws 17
 Suspension Parts 116-119
 Sway Bar Assemblies 51, 106
 Switches 31

T

Taillight & Components 65
 Taillight Related Items 66-67
 Tailgates 150, 153
 Tailgate Chains & Etc 151
 Tailgate Hinge Pin, Suburban 29
 Tailpipe Related Items 104
 Tailpipe Shield 15
 Temperature Sending Unit 161
 Terminal Blocks 34
 Thermostat 112
 Throttle Cable & Knob 59
 Tie Rod 105
 Tie Rod Ends & Kits 105-106
 Timing Gears 98
 Tires & Tubs 124
 Traffic Light Viewer 124
 Transmission Cross Member 51
 Transmission Floor Covers 41
 Transmission Mount Pad 51
 Transmission Related 85-87
 Truck Cover 126
 T-shirts 129
 Turn Signal Kits 37
 Turn Signal Lever Assembly 37
 Turn Signal Flashers 37
 Turn Signal Switch 31

U

Universal Joints 91
 Upholstered Seat Kits 166-167
 Upholstery Items 166-172
 Used Parts 175-176

V

Vacuum Advance & Lines 92-93
 Valves 98
 Valve Cover Spacers 48
 Valve Cover Stud Kit 48
 Valve & Push Rod Covers 48
 Vent Shades 165

Video Tapes 73
 Voltage Booster 33
 Voltage Reducers 32
 Voltage Regulators 33

W

Water Pump & Etc 89
 Wheels, Etc 124
 Wheel Spacer Kit 54
 Wheel Bearings 82-83
 Wheel Bearing Upgrade 54
 Wheel Beauty Rings 164
 Wheel Cylinders 78-79
 Wheel Grease Seals 83
 Wheel Studs 115
 Window Channel 179
 Window Frame Screws 17
 Window Inside Handles 180
 Window Items 178-181
 Window Outer Rubber Seal 180
 Window Regulators & Kits 180
 Wing Vent Handles 179
 Windshields 178
 Windshield Gaskets 180
 Wiper Arms & Blades 183
 Wiper Bezels 182
 Wiper Components 182-183
 Wiper Knobs 60
 Wiper Motors 182
 Wiring Grommets 35
 Wiring Harnesses 35-36
 Wiring Harness Clip 36
 Wiring Loom 34



It doesn't cost any more to work with JIM CARTER'S CLASSIC TRUCK PARTS.

IT PAYS!



BED PARTS

5% Off online orders

BED-TO-FRAME BOLT KITS

Includes correct carriage bolts, hex nuts, lock washers, and difficult to find flat washers with off-set square hole.



• Zinc Plated

For wood floor beds.

Part No.	Description	
BP1412	1947-53 Short bed, 1/2 ton	set 13.60
BP1413	1954-55 1st Short bed, 1/2 ton	set 13.60
BP1422	1947-53 Long bed, 1/2 ton and 3/4 ton	set 15.30
BP1423	1954-55 1st Long bed, 1/2 ton and 3/4 ton	set 15.30
BP1432	1947-53 Extra long bed, 1 ton	set 16.95
BP1433	1954-55 1st Extra long bed, 1 ton	set 16.95

• Stainless Steel

For wood floor beds.

Part No.	Description	
BP1442	1947-53 Short bed, 1/2 ton	set 24.90
BP1443	1954-55 1st Short bed, 1/2 ton	set 24.90
BP1452	1947-53 Long bed, 1/2 ton and 3/4 ton	set 30.55
BP1453	1954-55 1st Long bed, 1/2 ton and 3/4 ton	set 30.55
BP1462	1947-53 Extra long bed, 1 ton	set 33.90
BP1463	1954-55 1st Extra long bed, 1 ton	set 33.90

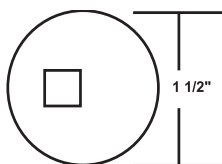
• High Polish Stainless Steel

For wood floors.

Part No.	Description	
BP1442HP	1947-53 Short bed, 1/2 ton	set 36.75
BP1443HP	1954-55 1st Short bed, 1/2 ton	set 36.75

• Bed Washers - Round

Though included in above kits, we also provide these individually. With correct off-set square hole.



Part No.	Description	
BP176	1934-66 Cold rolled steel	each 1.10
BP177	1934-66 Stainless steel	each 2.00
BP510	1934-66 High Polished Stainless steel	each 4.00

BED MOUNTING BLOCKS AND PADS


Cut and drilled hardwood and rubber pad sets. Ready to install.

• Short Bed 1/2 Ton

Part No.	Description	
BP137	1947-53	set 12.25

• Long Bed 1/2 and 3/4 Ton

Part No.	Description	
BP139	1947-53	set 15.50



BED PARTS



5% Off online orders

BED MOUNTING BLOCKS AND PADS (continued)

• Extra Long Bed 1 Ton

Part No.	Description		
BP212	1947-53	set	26.75

• Bed Mounting Pads

Fit between cross sill and frame.

Part No.	Description		
BP151	1954-72 Short bed, 1/2 ton, 8 pads	set	4.50
BP261	1954-72 Long bed, 1/2 ton and 3/4 ton, 10 pads	set	5.50

BED STRIP BOLT MOUNTING SETS

Includes the two sizes of carriage bolts, proper flat and lock washers, and the less common square nuts as original. 250 to 400 pieces depending on year.

• “Zinc Plated” Bolts

Short Bed 1/2 Ton Stepside

Part No.	Description		
BP157ZP	1947-51 For 9 boards	set	22.05
BP158ZP	1951-53 For 8 boards	set	20.95
BP184ZP	1954-72	set	22.05

Long Bed 1/2 and 3/4 Ton Stepside

Part No.	Description		
BP160ZP	1947-51 For 9 boards	set	25.45
BP188ZP	1951-53 For 8 boards	set	24.30
BP161ZP	1954-72	set	25.45

Extra Long Bed 1 Ton Stepside

Part No.	Description		
BP163ZP	1947-51 For 9 boards	set	27.70
BP190ZP	1951-53 For 8 boards	set	26.60

• “Ribbed Carriage” Bolts



Specially manufactured bolts with hidden shoulders below the oval head. Eliminates concern of placing square holes in bed strips that have not been punched. This type bolt holds tight in a drilled round hole, but changes are not visible after installation.

Short Bed 1/2 Ton Stepside

Part No.	Description		
BP157RC	1947-51 For 9 boards	set	30.55
BP158RC	1951-53 For 8 boards	set	29.40
BP184RC	1954-72	set	30.55

Long Bed 1/2 and 3/4 Ton Stepside

Part No.	Description		
BP160RC	1947-51 For 9 boards	set	36.75
BP188RC	1951-53 For 8 boards	set	35.60
BP161RC	1954-72	set	36.75



BED PARTS

5% Off online orders



BED STRIP BOLT MOUNTING SETS (continued)

• **“Ribbed Carriage” Bolts (continued)**

Extra Long Bed 1 Ton Stepside

Part No.	Description		
BP163RC	1947-51 For 9 boards	set	41.85
BP190RC	1951-53 For 8 boards	set	40.70

• **“Stainless Steel” Bolts**

Stainless steel carriage bolt mounting kits. For that extra touch, especially nice when used with the stainless steel bed strips. To keep your cost down, these stainless kits are used for the visible carriage bolts only.

Short Bed 1/2 Ton Stepside



Part No.	Description		
BP157SS	1947-51 For 9 boards	set	44.65
BP158SS	1951-53 For 8 boards	set	43.55
BP184SS	1954-72	set	44.65

Long Bed 1/2 and 3/4 Ton Stepside

Part No.	Description		
BP160SS	1947-51 For 9 boards	set	53.70
BP188SS	1951-53 For 8 boards	set	52.55
BP161SS	1954-72	set	53.70

Extra Long Bed 1 Ton Stepside

Part No.	Description		
BP163SS	1947-51 For 9 boards	set	61.60
BP190SS	1951-53 For 8 boards	set	60.50



• **“Stainless Steel” Bolts High Polished**


Short Bed 1/2 Ton Stepside

Part No.	Description		
BP157HP	1947-51 For 9 boards	set	86.00
BP158HP	1951-53 For 8 boards	set	82.00
BP184HP	1954-55 1st.....	set	82.00

STEPSIDE BED WOOD SETS

Planks cut and grooved. Excellent quality “C” grade hard yellow pine (P) or clear oak (O) is used in these replacement wood sets. Wood is smooth finish with a very attractive grain. **Note:** For the perfectionist. Oak was discontinued as bed wood in our GM trucks about 1940. From that time until bed wood floors were stopped in 1987, the GM wood of choice was yellow pine. This is a hard wood with pronounced grain. It should not be compared to softer white pine. Originally bed wood was painted black, body color or given a protection sealer. It was never varnished or given a related furniture finish when new. We offer oak as a very attractive alternative for the custom, non-original truck.

ATTENTION: Our pine wood is just as good as the original over 50 years ago. Therefore, this means that there can be a few small knots or a very few small cracks - Just like GM! This is the nature of hard yellow pine.



• **Short Bed 1/2 Ton Stepside**

Part No.	Description		
BP124P	1947-51 9 Board 77-1/4”	set	185.00
BP124O	1947-51 9 Board 77-1/4”	set	225.00

BED PARTS

5% Off online orders

STEPSIDE BED WOOD SETS (continued)

• Short Bed 1/2 Ton Stepside

Part No.	Description		
BP192P	1951-53 8 Board 76-1/8".....	set	185.00
BP192O	1951-53 8 Board 76-1/8".....	set	225.00
BP197P	1954-55 8 Board 77-1/4".....	set	185.00
BP197O	1954-55 8 Board 77-1/4".....	set	225.00

• Long Bed 1/2 and 3/4 Ton Stepside

Part No.	Description		
BP127P	1947-51 9 Board 85-3/4".....	set	205.00
BP127O	1947-51 9 Board 85-3/4".....	set	250.00
BP194P	1951-53 8 Board 85-3/4".....	set	205.00
BP194O	1951-53 8 Board 85-3/4".....	set	250.00
BP246P	1954-55 8 Board 89".....	set	205.00
BP246O	1954-55 8 Board 89".....	set	250.00

• Extra Long Bed 1 Ton Stepside TL on 97" and longer bedwood


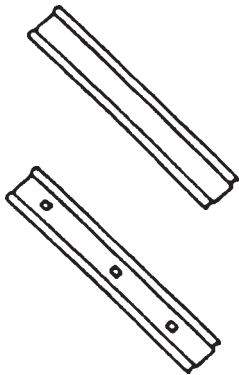

Part No.	Description		
BP130P	1947-51 9 Board 107".....	set	225.00
BP130O	1947-51 9 Board 107".....	set	280.00
BP196P	1951-53 8 Board 107".....	set	225.00
BP196O	1951-53 8 Board 107".....	set	280.00

STEPSIDE METAL BED STRIPS

• Cold Rolled Steel Bed Strips TL on 97" and longer bedstrips

1-1/2 inches wide as original. Punched strips have exact hole spacings and length. Non punched strips may be slightly longer and need to be trimmed to proper length.

Part No.	Description		
BP114	1/2 ton (non punched) 77-1/8".....	each	7.25
BP11689	3/4 ton (non punched) 89".....	each	8.35
BP11697	3/4 ton (non punched) 97".....	each	8.35
BP118	1 ton (non punched) 107".....	each	9.50
BP1155	1947-53 1/2 ton (punched) 76-7/8".....	each	8.95
BP11704	1947-53 3/4 ton (punched) 85-3/4".....	each	10.05
BP223	1947-53 1 ton (punched) 107".....	each	11.20
BP1156	1954-59 1/2 ton (punched) 77-1/8".....	each	8.95
BP11705	1954-55 1st 3/4 ton (punched) 89".....	each	10.05



Built for Your
Loads
... and Your
Roads!

BED PARTS

5% Off online orders

STEPSIDE METAL BED STRIPS (continued)

• **Stainless Steel Bed Strips** TL on 97" and longer.

For that extra touch. Eliminates the possible peeling of chrome plating. Always bright. Replaces the original cold rolled steel perfectly.

Part No.	Description		
BP119	1/2 ton (non punched) 77-1/8"	each	16.15
BP12189	3/4 ton (non punched) 89"	each	18.95
BP12197	3/4 ton (non punched) 97"	each	18.95
BP262	1 ton (non punched) 107"	each	23.50
BP1205	1947-53 1/2 ton (punched) 76-7/8"	each	17.85
BP12204	1947-53 3/4 ton (punched) 85-3/4"	each	21.80
BP265	1947-53 1 ton (punched) 107"	each	26.30
BP1206	1954-59 1/2 ton (punched) 77-1/8"	each	17.85
BP12205	1954-55 1st 3/4 ton (punched) 89"	each	21.80

• **Stainless Steel Bed Strips, High Polished**

For a mirror finish on both ridges and flat area.

Part No.	Description		
BP120HP	1947-53 1/2 ton (punched) 77-1/8"	each	24.60
BP1206HP	1954-59 1/2 ton (punched) 7 pieces 77-1/8"	set	172.20

• **Bed Strips for the Custom, Non-Original Truck** TL on 97" and longer bedstrips

When you want a completely smooth "no bolt" look in your bed. These anodized, high shine aluminum strips secure the wood planks as well as the originals. Special fasteners slide in the underside groove to location of original bolts. Uses original grooves in wood planks.

Note: You cut to fit.

Part No.	Description		
BP1225	For short beds, 80 inches with fasteners	each	37.50
BP1226	For long beds, 97 inches with fasteners	each	40.50
BP170	For individual fasteners	each	1.50

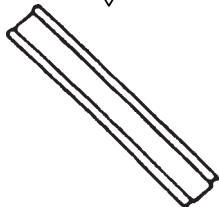
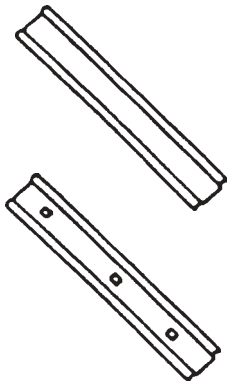
PANEL TRUCK BED STRIPS

The length of these strips changed about 1952 when the bed wood became a single piece of grooved marine plywood. Specify your type of wood floor.

• **Panel Truck Bed Strips**

1947 Until about 1952 1/2 ton only. Strips over wood planks. Length 82".

Part No.	Description		
BP500	Cold rolled steel (punched). Special order only	set	71.00
BP501	Stainless (punched). Special order only	set	154.00



THE TRUCK OF VALUE GASOLINE * DIESEL
GMC TRUCK & COACH DIVISION * GENERAL MOTORS CORPORATION

BED PARTS

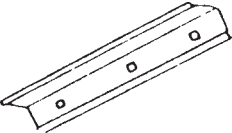
5% Off online orders

STEPSIDE METAL "CORNER" BED STRIPS

Welds to bed sides and lays over edge of wood bed plank.

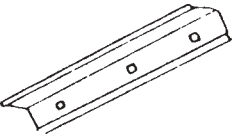
• Cold Rolled Steel TL 97" and longer bedstrips

Part No.	Description		
BPSN077	1/2 ton (non punched) 77-1/8"	each	15.70
BPSN089	3/4 ton (non punched) 89"	each	19.10
BPSN097	3/4 ton (non punched) 97"	each	19.10
BPSN107	1 ton (non punched) 107"	each	22.50
BPS0004	1947-53 1/2 ton (punched) 76-7/8"	pair	35.90
BPS0104	1947-53 3/4 ton (punched) 85-3/4"	pair	42.70
BPS0204	1947-55 1 ton (punched) 107"	pair	49.50
BPS0005	1954-59 1/2 ton (punched) 77-1/8"	pair	35.90
BPS0105	1954-55 3/4 ton (punched) 89"	pair	42.70
BPS0205	1954-59 1 ton (punched) 107"	pair	49.50



• Stainless Steel TL 97" and longer bedstrips

Part No.	Description		
BPSN177	1/2 ton (non punched) 77-1/8"	each	25.75
BPSN189	3/4 ton (non punched) 89"	each	29.15
BPSN197	3/4 ton (non punched) 97"	each	29.15
BPSN1107	1 ton (non punched) 107"	each	34.80
BPS1004	1947-53 1/2 ton short bed (punched) 76-7/8"	pair	58.25
BPS1104	1947-53 3/4 ton (punched) 85-3/4"	pair	62.80
BPS1204	1947-53 1 ton (punched) 107"	pair	76.35
BPS1005	1954-59 1/2 ton short bed (punched) 77-1/8"	pair	58.25
BPS1105	1954-55 3/4 ton (punched) 89"	pair	62.80
BPS1205	1954-59 1 ton (punched) 107"	pair	76.35



• Stainless Steel, High Polished

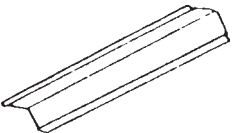
Part No.	Description		
BPS1004HP	1947-53 1/2 ton (punched) 76-7/8"	pair	68.25
BPS1005HP	1954-59 1/2 ton (punched) 77-1/8"	pair	68.25

• Corner Bed Strip Covers TL 97" and longer bedstrips

We have the answer for those wanting stainless steel corner angles, but don't like the burn spots from welding them to the bed sides. These are made to fit over your pre-existing steel corners. You maintain the strength of the originals, but now have the stainless appearance. Saves body shop expense.

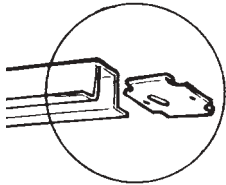
Note: This item does not fit over reproduction corners. Trim to length.

Part No.	Description		
BPS1097	77-1/8" (non punched)	pair	49.50
BPS1096	97" (non punched)	pair	49.50



BED PARTS

5% Off online orders



BED CROSS SILLS

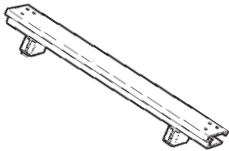
• **Cross Sills, Front and Middle - 1/2 and 3/4 Ton**

Like original. Includes the two bed block or pad support plates with each sill. You drill 1/4" holes for the bed strips.

Part No.	Description		
BP101	1934-53 Stepside	each	18.65
BP1021	1954-59 Stepside	each	22.60

• **Cross Sills, Rear**

Fits below tailgate. Heavy steel as original.

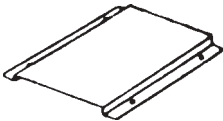


Part No.	Description		
BP105	1947-53 1/2 ton	each	89.50
BP103	1947-53 3/4 ton	each	89.50
BP206	1947-53 1 ton	each	89.50
BP180	1954-55 1/2 ton	each	89.50
BP241	1954-55 3/4 ton	each	89.50

MISCELLANEOUS BED PARTS

• **Tailpipe Shield**


A must for that exact restoration. Perfectly replaces the lost or damaged factory metal plate that secures to the underside of bed. Protects bed wood above rear axle housing from tailpipe heat damage.



Part No.	Description		
BP152	1947-72	each	7.00

• **Rear Fender Bolts**

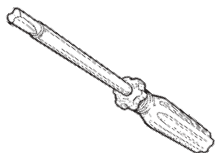
Secures fender to bedside.



Part No.	Description		
BP149	1934-72 Phillips head	each	.75
BP148	1941-54 Clutch head as original	each	1.45

• **Clutch Head Driver**

We stock the three clutch head drivers used in these early trucks. This includes the large 5/16" size that fits the above stepside rear fender bolt.



Part No.	Description		
MS313	Clutch head driver set	set	16.95

Chevrolet Trucks Work-horses of America!

For Power . . . Stamina . . . Economy—
Choose America's Top Truck Favorite!



ADVANCE-DESIGN TRUCKS

Here's the "worker" you've wanted . . . the Advance-Design Chevrolet truck! It's the most powerful Chevrolet truck ever built . . . handles every job easier, faster, with utmost economy.

If you want a life-size picture of the ideal farm truck, watch these new Chevrolet trucks in action! To put it plainly, they're unbeatable. Chevrolet has never built a truck with so much power . . . with so much real get-up-and-go. They're sturdy, dependable, easy to handle . . . and they're *economical*. You save money every mile and every load with Chevrolet's low cost of operation and upkeep. And you save on purchase price too—get more for your dollars. Your good judgment will tell you that Chevrolet is the truck that belongs on your farm. See your Chevrolet dealer.

CHEVROLET MOTOR DIVISION, General Motors Corporation, DETROIT 2, MICHIGAN

PAYLOAD LEADERS

For low cost per ton mile, Chevrolet trucks are the choice of thrifty farm owners everywhere. The rugged construction and all-around economy of Chevrolet trucks cut running and upkeep costs—let you haul your loads with real reductions in operating expense.

PERFORMANCE LEADERS

On the hills or on the straightaway, the super-efficient new Chevrolet trucks are miles ahead in performance. They give you high pulling power over a wide range of usable road speeds—and high acceleration to cut down total trip time.

POPULARITY LEADERS

Chevrolet trucks have led in demand and sales for the last eight consecutive truck production years . . . are far ahead again this year according to current registration figures. Here's convincing proof of greater owner satisfaction.

PRICE LEADERS

From low purchase price to high resale value, you're money ahead with Chevrolet trucks. Chevrolet's rock-bottom initial cost—outstandingly low cost of operation and upkeep—and high trade-in value, all add up to the lowest price for you.

Plus all these Advance-Design features: TWO GREAT VALVE-IN-HEAD ENGINES: the new 105-h.p. Loadmaster and the Improved 92-h.p. Thriftmaster—to give you greater power per gallon, lower cost per load • THE NEW POWER-JET CARBURETOR: smoother, quicker acceleration response • DIAPHRAGM SPRING CLUTCH for easy action engagement • SYNCHRO-MESH TRANSMISSIONS for fast, smooth shifting • HYPOID REAR AXLES—5 times more durable than spiral bevel type • DOUBLE-ARTICULATED BRAKES—for complete driver control • WIDE-BASE WHEELS for increased tire mileage • ADVANCE-DESIGN STYLING with the "Cab that Breathes" • BALL-TYPE STEERING for easier handling • UNIT-DESIGN BODIES—precision built.

CAB RELATED PARTS

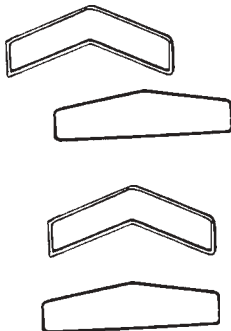
5% Off online orders



Floor Kit



Rear Cab Kit



CAB INSULATION KITS

• Cab Insulation Kits

Most people love our older GM trucks but some wish for the more quiet riding comfort found in modern vehicles. We have the solution with new "state of the art" truck acoustic technology. Our kits use a multistage, automotive insulation, and dampening system that nicely controls cab noise, metal vibration, and heat.

In about two hours you can install these pre-sized self-adhesive sound damper pads plus the pre-trimmed heat absorber / barrier panels that are custom cut to the size of your trucks interior. Once the headliner, door panels, floor mat, seat cushions and rear metal interior panels are put back in place, no one will see the barrier material, but you will know immediately on the first drive! Instructions include location and labels on each panel. Spray adhesive and sealing tape help complete the improvements. (Vertical portion of Firewall insulation included in FP153, FP156 cover.)

Part No.	Description	
CBK151	1947-55 Cab Insulation	kit 395.00

• Clutch Head Screws

Part No.	Description	
CB103	1947-Mid 49 Windlace retainer screw set	set 4.25

• Interior Window Frame Screw Sets

Contains 38 to 40 exact Phillips replacements for door window frame and windshield interior. These are the original chrome type with the smaller heads. Not usually found at local hardware stores.

Part No.	Description	
CB105	1947-53	set 6.80
CB106	1954-55	set 5.10

• Visor Screws

Part No.	Description	
CB307	1947-55 Three chrome Phillips	set .90

• Door Hinge To Cab Post Bolt

Part No.	Description	
CB147	1947-55 With special washer (12 required)	each .60

COWL VENT GASKETS

• Top Cowl Vent Gaskets - Foam Type

As original.

Part No.	Description	
CB109	1947-53	each 7.00
CB110	1954-55	each 7.00

• Top Cowl Vent Gaskets - Molded Rubber

Can never absorb water.

Part No.	Description	
CB112	1947-53	each 9.95
CB113	1954-55	each 9.95

CAB RELATED PARTS



5% Off online orders

COWL VENT GASKETS (continued)

• Side Cowl Vent Gaskets


Part No.	Description		
CB114	1947-50 Foam type as original	each	6.00
CB115	1947-50 Molded rubber	each	9.00



CAB WINDLACE

• Cab Windlace - Upper

Part No.	Description		
CB183	1941 and 1947-Mid 49 Black 1/2" bead as original	pair	31.75
CB119	Mid 1949-55 Gray tan, as original	pair	37.50
CB120	Mid 1949-55 Black, very nice, though not original color (exceptions in some 1951's)	pair	27.00



• Cab Windlace Retainers

Now available! New curved retainers for attaching the rubber windlace on late 1949 through 1955. The lower sections are often badly rusted or missing. Therefore, we provide an approximately 12" piece to replace the rusted ends. Weld in place. (These are not visible when the rubber windlace is installed.)

Part No.	Description		
CB350	1949-55 12" piece	each	15.75



• Cab Windlace 1954-55 Deluxe Cabs

The following two colors were originally available with specific two-tone interiors on 1954-55 Chevrolet and GMC deluxe cabs only. They matched top of dash, interior window frames, etc. Also nice when harmonizing colors on your non-original custom trucks. Presently produced in very limited quantities.

Part No.	Description		
CB177	Dark Green, upper	pair	44.10
CB180	Dark Green, lower	pair	18.10
CB179	Dark Blue, upper	pair	44.10
CB182	Dark Blue, lower	pair	18.10



• Cab Windlace - Suburban

Part No.	Description		
CB116	1949-55 Dark rose, upper	pair	35.05
CB128	1950-55 Dark rose, lower	pair	15.85



• Cab Windlace - Lower

Part No.	Description		
CB122	1947-49 Black, as original	pair	12.00
CB123	1950-55 Gray Tan, as original	pair	16.00
CB124	1950-55 Black	pair	12.00



• Lower Cab Rubber Windlace Metal Retainer

Part No.	Description		
CB125	1947-49	each	14.15
CB126	1950-55	each	10.20

CAB RELATED PARTS



5% Off online orders



• **Lower Windlace Metal Retainer Screw Set**

For use with CB125 and CB126.

Part No. Description

CB127	1950-55	set	2.85
-------	---------------	-----	------

GLOVEBOX CARDBOARD, ETC.

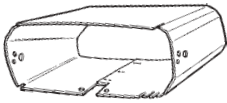
• **Glovebox Cardboard**

Formed to shape. Chevrolet or GMC. Die stamped and assembled. Ready for installation.

Note: On 1949 glovebox cardboard specify early 1949 or late 1949. The early 1949 glovebox is held in with a flat metal band around the inner opening (Not included).

Part No. Description

CB1304	1947-Early 49	each	14.50
CB1305	Late 1949-53	each	14.50
CB1306	1954-55 Chevrolet	each	14.50
CB1307	1954-55 GMC	each	14.50



• **Glovebox Screws**

Part No. Description


CB228	For installing glovebox in dash	set	1.40
-------	---------------------------------------	-----	------



• **Glovebox Locks and Keys**

Part No. Description

CB227	1940-53	each	24.95
CB194	1954-72	each	19.95



Note: Used glovebox locks are found in USED section.

• **Glovebox Latch Hook With Slide**

Repairs the usual damage on this style glovebox lock. Included in CB227.

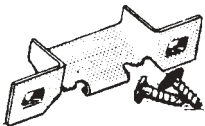
Part No. Description

CB131	1940-53	set	5.00
-------	---------------	-----	------

• **Glovebox Striker**

Part No. Description

CB191	1954-59	set	4.45
-------	---------------	-----	------



• **Glovebox Bumpers**

Part No. Description

CB232	1940-72 Black rubber	pair	.65
-------	----------------------------	------	-----



• **Glovebox Light Switch Assembly**

Part No. Description

CB133	Universal type, with socket and wiring	each	15.00
-------	----------------------------------------------	------	-------



5% Off online orders

GAS FILLER NECK GROMMETS, ETC.



• Gas Filler Neck Grommets

Surrounds body hole where gas neck protrudes.

Part No. Description

CB148	1947-48 Pickups, fits in right bed side	each	7.35
CB129	1949-55 Pickups and large trucks, fits in cab	each	4.95
CB139	1947-55 Panel and Suburban	each	7.95

• Gas Tank Floor Seal

Part No. Description


CB111	1949-53	each	3.40
-------	---------------	------	------

• Gas Tank Filler Hoses

For tanks originally under right side of bed.

Part No. Description

CB102	1947-48 1/2 ton	each	6.80
CB2031	1947-48 3/4 ton	each	5.65



• Gas Tank Filler and Vent Hoses

Part No. Description

CB237	1949-59 Between tank and cab filler tube	pair	5.65
-------	------------------------------------------------	------	------

• Gas Neck Filler and Vent Hose Clamps

Part No. Description

CB445	1949-59 Set of 4	set	4.55
-------	------------------------	-----	------



STEERING WHEELS, ETC.

• Steering Wheel

These new black wheels are the exact shape as original. The proper material is molded over a new splined metal core.

Part No. Description

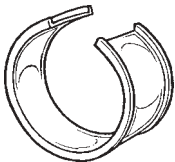
CB509	1947-53	each	180.00
CB510	1954-56	each	180.00



• Steering Column Clamp Rubber Bushings

Part No. Description

CB163	1947-53	each	1.70
CB164	1954-55 1st.....	each	1.70



CAB MOUNT KITS

• Cab Mount Kits

Complete with specialized bushings, washers, bolts, blocks, springs, and pads.

Part No. Description

CB157	1947-48 Pickups and large trucks (gas tank under bed)	kit	19.95
CB150	1949-55 Pickups and large trucks (gas tank in cab)	kit	13.60
CBK156	1947-55 1/2 ton Panel, Suburban, and Canopy Express	kit	15.00

CAB RELATED PARTS



5% Off online orders

Cab Mount Kits (continued)



• Rear Cab Mount Bushings

Part No.	Description		
CB849	1949-55 Set of 8 (included in CB150)	set	6.80



• Front Cab Mount Pads

Part No.	Description		
CB248	1947-55 (included in CB150 and CB157)	pair	3.40

CAB FASTENER KITS

• Stainless Steel fasteners, for Cab, Fenders, Hood, Etc. Bolt kit

We can now provide the many bolts, screws, washers, and nuts for the older GM truck. Many hours of research put into this project to make the numbers just right. The fasteners are individually labeled and packaged so installation time is kept to a minimum. All are stainless steel! Rust is a thing of the past.

These detailed non-polished kits (not bed bolt kits) include but are not limited to: headlight and turn signals, front bumper, hood latches, hood braces, hood hinges, door strikers, latches, outside handles, interior fasteners, radiator supports, front body mounts, front and inner fenders, firewall, cowl, and battery box. We use indented hex head bolts for the original look. Stainless only!



Part No.	Description		
CBK197	1947-51	kit	115.00
CBK198	1952-53	kit	115.00
CBK199	1954-55	kit	110.00

MISCELLANEOUS CAB ITEMS

• Cab to Running Board Seals

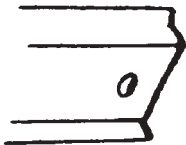
1947-55 Black rubber.

Part No.	Description		
CB234	1/2, 3/4, and 1 ton Pickups	pair	18.10
CB235	1/2 ton Panel, Suburban, and Canopy Express	pair	30.00
CB239	1 ton Panel and Canopy Express	pair	39.55



• Cab to Running Board Seal Retainer

Part No.	Description		
CB136	1947-55 36" long	each	8.50



• Seat Adjusting Rod Anti-Rattler Grommet

Most have been lost over the years. Fits in the small hole in the center of the seat frame support under bottom seat cushion. 1 per truck.

Part No.	Description		
CB153	1951-55	each	4.25



• Seat Bumpers

Protects rear of cab from upper seat frame rail.

Part No.	Description		
CB107	1947-55	pair	3.40



**"It's the Easiest Driving, Smoothest Riding
Best Looking Job on the Road"**

Men who drive trucks and *know* trucks are saying "Make mine the new GMC" because of the extra comfort and convenience, stamina and safty new light and medium duty GMCs provide. New cabs are larger and roomier than ever before. They have wider, deeper seats . . . higher, broader windshields and windows . . . a unique new fresh air circulation system . . . dome light, package compartment, ash tray, dual windshield wipers, provision for radio. Chassis are stronger and sturdier . . . engines are of powerful, dependable "Army Workhorse" design. More than ever GMC, The Truck of Value, is the favorite of truck operators.

GMC TRUCK & COACH DIVISION * GENERAL MOTORS CORPORATION



New, all-steel, all-welded, rubber stabilized cabs are 6 1/2 times stronger . . . roomier, more comfortable.

New, tubular-frame adjustable seats give 8" more seating width . . . have 73 individually wrapped springs.

New windshields are 4" wider and 1 1/2" higher. Door openings are 6" wider. Overall vision is increased 22%.

New, built-in ventilation system draws in fresh air, forces out used air . . . provides for fresh air heating.

GMC TRUCKS
THE TRUCK OF VALUE
GASOLINE • DIESEL

DECALS



5% Off online orders

• Decals, Sales and Service Sign

The same decals used on our MS102 and MS103 signs. Use on windows, your own signs, etc. Weatherproof vinyl approximately 11-3/4" diameter. Just like displayed in dealerships.



Part No.	Description		
DE101	Chevrolet	each	8.00
DE102	GMC	each	8.00
DE134	Napco 4x4	each	8.00

• Decals, Miniature Service Sign

Weatherproof vinyl approximately 3" diameter copies of DE101 and DE102. One of each. Use on windows, your own signs, etc.

Part No.	Description		
DE103	Miniature decals	set	1.70

DECALS, CHEVROLET AND GMC ALL PURPOSE

Weatherproof vinyl.

• Chevrolet Block Letters

Approximately 1" x 8-1/4". Also fits on 1947-53 hubcaps.

CHEVROLET

Part No.	Description		
DE104	Black decals	each	1.90
DE105	Red decals	each	1.90

• GMC Famous Script

Approximately 2" x 7-3/4". Also fits 1947-55 hubcaps.

GMC

Part No.	Description		
DE106	Red decals	each	1.90
DE107	White decals	each	1.90
DE108	Black decals	each	1.90

• Dash Block Letters

Quality vinyl decal. Fits above radio speaker grille.

CHEVROLET

Part No.	Description		
DE109B	1947-51 Chevrolet, black	each	4.55
DE109W	1952-53 Chevrolet, white	each	4.55
DE110B	1947-51 General Motors Truck, black	each	4.55
DE110W	1952-53 General Motors Truck, white	each	4.55

DECALS, HOOD & GRILLE

• Hood Emblem Decals

Chevrolet, weatherproof. Fits into the indentions of this emblem.

Part No.	Description		
DE111	1947-53 Red and blue as original	set	4.55

DECALS




5% Off online orders

DECALS, HOOD & GRILLE (continued)

• Hood Emblem Plus Top Grille Bar Chevrolet Letters

Part No.	Description		
DE112	1954 For chrome grille, blue and red with white block letters	set	10.00
DE113	1954 For white grille, blue and red with black block letters	set	10.00
DE114	1955 1st For chrome grille, blue and white with white block letters	set	10.00
DE115	1955 1st For white grille, blue and white with black block letters	set	10.00



DECALS, TAILGATE

Weatherproof decals in exact size and shape as letters on stamped tailgates. Also fits well on non-emblem plain tailgates. For the perfectionist: tailgate letters were not a contrasting color prior to 1955.

• Chevrolet

Part No.	Description		
DE119	1947-53 Black block letters	each	7.00
DE120	1947-53 White block letters	each	7.00
DE122	1954-72 Black block letters, stepside	each	7.00
DE123	1954-72 White block letters, stepside	each	7.00
DE124	1954-72 Chrome block letters, stepside	each	11.00

• GMC

Part No.	Description		
DE129	1947-53 Black letters	each	7.00
DE130	1947-53 White letters	each	7.00

CHEVROLET



DECALS, REPRODUCED FACTORY ORIGINAL

For the perfectionist wanting his truck very authentic, we have reproduced the following decals for mechanical items. They are exact! Made from factory original samples. All are waterless Mylar material.

• Decals, Air Cleaner

Part No.	Description		
DE203	1947-55 Chevrolet or GMC, (oil wetted flat style cleaner)	each	1.15
DE204	1947-59 Chevrolet or GMC (oil bath)	each	1.45
DE202	1954-55 1st Chevrolet or GMC (oil bath)	each	1.45

• Decals, Engine Valve Cover

Part No.	Description		
DE205	1947-53 Chevrolet "Thriftmaster" emblem	each	2.55
DE206	1954-55 Chevrolet "Thriftmaster 235" emblem	each	2.55
DE220	1954-55 Chevrolet "Job Master 261" emblem	each	2.55



DECALS




5% Off online orders

DECALS, REPRODUCED FACTORY ORIGINAL (continued)

• Decals, Factory Heater

Exact as original. Red and blue on chrome for Chevrolet. Red on silver for GMC.



Part No.	Description		
DE209	1953 Chevrolet, for fresh air and recirculator heater	each	2.55
DE210	1954-55 Chevrolet, for fresh air heater	each	2.55
DE212	1954-55 Chevrolet, for recirculator heater	each	2.55
DE213	1953-55 GMC, for fresh air heater and recirculator heater	each	2.55

• Decals, Oil Filter

Exact colored, waterless decals plus cartridge restoration instructions. This six cylinder cartridge housing is secured to intake manifold with two U-bolts.



DE216

Fram Type - For use on the more popular after market six cylinder oil filter assembly. Beautiful 4-color waterless decals to perfectly detail the filter unit. Includes the three decals.

Note: Fram uses a corrugated cone bottom.

Part No.	Description		
DE216	All years	each	4.80

AC Type - Exact as used on the filter assembly installed by General Motors dealers on trucks. Exact 2-color, waterless decal.

Note: AC uses a smooth cone bottom.



DE218

Part No.	Description		
DE217	1936-53 Six cylinder. Includes the two decal set.	each	3.40
DE218	1955 V-8 and 1954-62 six cylinder. Single decal set	each	2.30

MISCELLANEOUS DECALS

• Decals, Heater Instruction

The white letters that go on the fresh air and recirculator GM heater boxes and the under dash fresh or heater bracket.

Part No.	Description		
DE214	1947-55	set	1.15

• Decal, NAPCO Dash

A quality waterless decal showing shift patterns, etc. Red, white and black, as original. Used at least on 1951-63 Chevrolet and GMC 4x4's. Dimensions 4-1/2"x5". Not 1-1/2 and 2 ton's.

Part No.	Description		
DE215	NAPCO decal	each	4.55

DOOR and DOOR BOTTOMS, PATCH PANELS, ETC. are available for various years.





"When I say real heavy-duty value, brother, I mean Chevrolet Advance-Design trucks!"



Sure, there are Advance-Design trucks for special heavy-duty jobs. Look at this one. They tell me there are 107 different models... on eight different wheelbases—trucks for all the trades!

See those rear-corner windows? They make it easy and safe to back up. These trucks are really new—from roof to road, with Advance-Design! Another thing, they have the world's most economical engine for its size—Chevrolet's valve-in-head truck engine!

Comfort? Give me the cab that "breathes"! It's Flexi-Mounted—cushioned on rubber. Has 12 inches more foot room—eight inches more seating space. Understand there's 22% more visibility, too, and the seat is fully adjustable!



Look here at these stronger new FRAMES! Notice that the wheelbases are longer, for better load distribution. Brakes! The best! They're exclusively designed for greater brake-lining contact.

*Fresh-air heating and ventilating system and rear-corner windows optional at extra cost.



ADVANCE-DESIGN

CHEVROLET TRUCKS

WITH THE CAB THAT "BREATHES"

CHEVROLET MOTOR DIVISION, GENERAL MOTORS CORPORATION, DETROIT 2, MICHIGAN

5% Off online orders

Check the CAB SHEET METAL section of this catalog for selection and pricing.

DOOR HANDLES, OUTSIDE AND INSIDE, ETC.



• Door Handles, Chrome - Outside

Part No.	Description		
DP104	1947-51 Left and right, complete with bezel plate	pair	45.00
DP103	1952-59 Left or right	each	19.95

• Door Handle Clutch Head Chrome Screws - Outside

Secures outside handle with lock washers.

Part No.	Description		
DP148	1947-51 Set of 4 (enough for one truck)	set	2.30

• Door Handle Push Buttons - Exterior

Push button.



Part No.	Description		
DP108	1952-55 With lock and two keys	each	30.00
DP105	1952-55 Non-key type.	each	5.10

• Door Handle Gaskets - Outside

Both doors.



Part No.	Description		
DP106	1947-51 Includes lock gasket	set	1.95
DP107	1952-66	set	1.95

• Door Lock With Key



Part No.	Description		
DP470	1947-51 (includes 2 keys)	each	28.95

• Door Lock Slide Clip

Holds lock assembly in door. GM quality used.



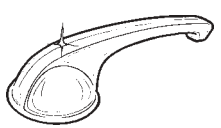
Part No.	Description		
USDP260	1947-51	each	5.00

• Key Lock Gasket



Part No.	Description		
DP176	1942-51 Included in DP106	each	.70

• Door Handle - Inside



Part No.	Description		
DP132	1947-66 Chrome finish with set screw	each	9.85

• Door Handle Set Screw - Inside

US threads, not metric. (Use with US made GM only!)



Part No.	Description		
WI121	1947-66	each	2.50

DOORS AND COMPONENTS

5% Off online orders

DOOR WEATHER SEAL, RETAINERS, ETC.

• Door Weather Seals

Black sponge rubber. Fits around door edge. The best available.



Part No.	Description		
DP117	1947-55 Side doors, glue in place	pair	25.00
DP136	1936-66 Panel and Suburban, rear doors	pair	22.60

• Door Rubber Seal Adhesive

Quality 3M special black glue.



Part No.	Description		
DP120	Door seal adhesive	each	7.95

• Door, Lower - Metal Rubber Retainers

Secures to bottom edge of door. Holds horizontal rubber seal in position. Identical to original.



Part No.	Description		
DP121	1947-55	each	7.00

• Door, Lower - Metal Rubber Retainer Screws

Part No.	Description		
DP123	1947-59 For both doors	set	2.85



DOOR LATCHES, STRIKER PLATES, ETC.

• Door Latches

New replacement. Zinc plated.



Part No.	Description		
DP237L	1947-51 Left	each	39.50
DP237R	1947-51 Right	each	39.50
DP144	1952-55 Left	each	34.50
DP145	1952-55 Right	each	34.50

• Door Striker Plates

Attaches to cab post. Zinc plated.



Part No.	Description		
DP124L	1947-51 Left	each	9.50
DP124R	1947-51 Right	each	9.50
DP130L	1952-55 Left	each	10.00
DP130R	1952-55 Right	each	10.00

• Door Striker Plate Screws

Part No.	Description		
DP143	1947-51	set	3.50
DP1431	1952-59	set	3.50

• Door Latch Spring

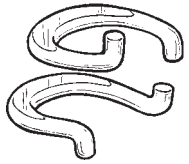
Exact replacement circular spring inside door latch. Eliminates drooping outside handle.



Part No.	Description		
DP133	1947-51	each	4.50

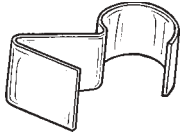
5% Off online orders

DOOR LATCHES, STRIKER PLATES, ETC. (continued)



• **Door Hold Open Springs**

Part No.	Description	
DP238	1947-55 Pair for one upper door hinge	pair 3.50



• **Door Latch Repair Spring**

Specially formed spring which goes over worn latch flipper to bring it back to correct height. No truck should be without a "pair and a spare". Also protects new latches.

Part No.	Description	
DP128	1947-63	each 1.60

DOOR ITEMS, MISCELLANEOUS



• **Door Bumpers**

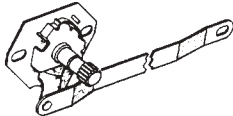
Enough for both doors.

Part No.	Description	
DP409	1947-51 Set of 4 (fits on striker plate)	set 2.30
DP210	1952-55 Set of 2 (fits on cab)	set 1.15



• **Door Hinge Pin**

Part No.	Description	
DP113	1947-55 Slightly oversize to help with hinge wear	each 3.10



• **Door Handle Remotes**

Connects inside door handle to latch.

Part No.	Description	
DP139	1947-55 1st Right	each 19.95
DP140	1947-55 1st Left.....	each 19.95



• **Door Handle Remote Repair Springs**

Repair your door remote assembly to pull inside handle back to original position. This spring perfectly replace the ones used by GM. Sold per door.

Part No.	Description	
DP150	1947-54	each 6.95



• **Door Hinge Inspection Plate Screws**

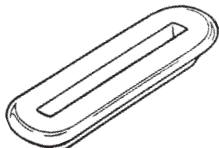
Part No.	Description	
DP174	1947-53 For both doors set of 10	set 6.80



• **Tailgate Hinge Pin, Suburban and Canopy Express**

Just reproduced!! A special hand machined double threaded hinge pin. Won't break from road salt and rain. These are stainless steel! Tailgate hinge only! Hand made limited production in a small USA shop!

Part No.	Description	
DPH104	1947-59	each 35.95



• **Door Rubber Hinge Seals, Rear**

Panel truck and Suburban with side by side rear doors.

Part No.	Description	
DP430	1936-59 (4 per set)	set 10.40

"For Real Comfort GIVE ME A GMC"



**NEW STYLE ...
NEW SAFETY ...
NEW STAMINA**

Model illustrated is PC 253 with de luxe equipment of extra cost



Out front, the new light and medium duty GMC's are unsurpassed in smart styling and rugged construction. Streamlined grilles are frame-mounted and angle-braced . . . encircled at top and sides with bars of heavy bumper stock. Headlamps and parking lights are securely mounted in wider, heavier fenders.



For greater safety and smoother riding, GMC's new cabs are all-steel and mounted in 3-point suspension with rubber stabilizers. They are wider and longer with 20% more windshield vision . . . 60% more rear window vision. Doors are of welded box construction with concealed hinges and hold-open checks.



For controlled ventilation the year around, there's a revolutionary new system which draws in and circulates fresh air throughout the cab . . . provides for heating and defrosting if desired. All these features, plus many more, make these new GMC's the Best Buys for all types of light and medium duty hauling!

Inside, there's unequalled comfort and convenience. Tubular framed seats are adjustable 3 3/8 inches . . . have 73 individually wrapped springs . . . 8 inches more seating capacity. There's complete insulation and soundproofing . . . weather-sealed windshields and dual wipers . . . finer hardware and appointments.



THE TRUCK OF VALUE



GASOLINE
• DIESEL

ELECTRICAL

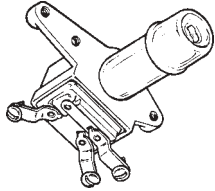
5% Off online orders

SWITCHES

• Dimmer Switches

Part No. Description

EL101	1936-54.....	each	8.95
EL156	1955 1st-60.....	each	12.50



• Headlight Switches

Part No. Description

EL149	1947-55 1st Close to original. 6 volt.....	each	21.50
EL1491	1947-55 1st Close to original. 12 volt.....	each	21.50
USEL149	1947-55 1st Good used GM switch. Cleaned and checked. Accepts 6 or 12 volt systems.....	each	30.00



• Heater Blower Switches

Part No. Description

EL117	6 volt. Secures under dash with included bracket. Rheostat type with light.....	each	12.95
EL118	12 volt. Secures under dash with included bracket. Rheostat type with light.....	each	12.95




• Starter Switches

For six cylinder engines with foot operated linkage.

Part No. Description

EL102	1938-54.....	each	13.60
EL112	1955 1st-62 (includes side terminal.)	each	13.60



• Starter Solenoids

Attaches to top of a Powerglide starter when using a car push button type system.

Part No. Description

EL216	1938-55 6 volt.....	each	37.50
EL2171	1955-56 12 volt six cylinder and V-8	each	45.00
EL217	1957-72 12 volt V8 / 1963-72 six cylinder	each	12.50

• Stoplight Switch

With snap on terminals.

Part No. Description

EL106	1936-55 1st Mechanical type.....	each	16.95
-------	----------------------------------	------	-------



Chevrolet Trucks

Cost Less....Carry heavier loads!

CHEVROLET MOTOR DIVISION, General Motors Corporation, DETROIT 2, MICHIGAN


HORN ITEMS

• Inner Horn Contact Plates

Secures horn button to steering wheel center opening.

Part No. Description

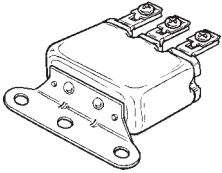
EL218	1947-53	each	16.50
EL196	1954-59	each	16.50



• Horn Relays

Part No. Description

EL148	1953-55 6 volt	each	15.00
-------	----------------------	------	-------



• Steering Wheel Brush and Contact

Fits in wheel hub.

Part No. Description

EL108	1947-66	each	4.95
-------	---------------	------	------



COILS

• Ignition Coils

Part No. Description

EL143	1934-55 6 volt, original style	each	19.95
EL142	1934-72 12 volt, original style	each	19.95



• Resistor Ignition Coil

Styled like original unit. Eliminates outside reducer (EL181 below) in the wire to distributor, when 12 volts are used.

Part No. Description

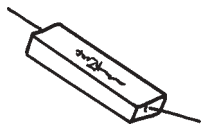
EL158	Resistor ignition coil	each	33.35
-------	------------------------------	------	-------

VOLTAGE REDUCERS

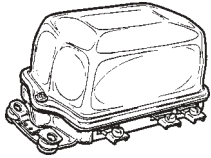
Drops 12 volt current to 6 volt. Place in line to 6 volt accessories if you convert to 12 volt.

Part No. Description

EL181	Medium duty, keeps the necessary 6 volt current to ignition points	each	14.00
EL135	Heavy duty, for accessories such as radio or heater	each	9.25
EL110	Light duty, for gas gauge	each	3.00
EL311	Light duty, for gas gauge (exact readings)	each	15.00



Note: EL110 protects original gas gauge from 12 volts, but on some applications it does not give totally accurate readings. This one amp "Runtz" voltage reducer (EL311) gives exact readings by otherwise good gauges. Negative ground only.



VOLTAGE REGULATOR

- **For Generators**

Attaches to firewall, as original.

Part No. Description

EL140	1940-55 1st Chevrolet 6 volt, negative ground	each	43.95
EL141	1940-55 1st GMC 6 volt, positive ground	each	65.00



VOLTAGE BOOSTER

Will operate 12 volt negative ground accessories from 6 or 8 volt negative ground electrical systems. The booster is very small (3-1/2" x 2-1/8" x 1-5/8") and is easily mounted under dash. It can continuously supply about 1-3/4 amps, which is adequate for stereos, CB radios, cellular phone chargers, radar detectors, etc. One year warranty.

Note: Will not work with positive ground systems.

Part No. Description

EL219	Voltage booster for 6 volt systems	each	79.10
-------	------------------------------------------	------	-------

BATTERY CABLES

- **Ground Straps, Open Braided As Original.**

Six volt vehicles need these two ground straps to allow the starter to operate efficiently. The correct cables will solve many hard starting problems!

Part No. Description

EL146	1934-55 1st Engine to frame (12")	each	8.50
EL113	1934-55 1st Battery to frame (14")	each	9.50

- **Battery Cable, Cloth Covered**

Heavier gauge battery to starter switch cable as necessary on 6 volt systems. Show quality.

Part No. Description

EL164	1947-55 (39-3/4") As original	each	17.00
-------	-------------------------------------	------	-------

- **Battery Positive Cable Clip**

Secures Chevrolet cable to frame rail.

Part No. Description

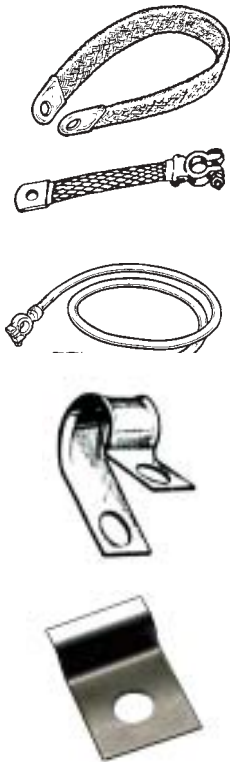
EL407	1941-54	each	2.50
-------	---------------	------	------

- **Battery Ground Cable Clip**

Holds original cable away from starter rod coil spring.

Part No. Description

EL425	1941-53	each	4.25
-------	---------------	------	------



5% Off online orders

MISCELLANEOUS ELECTRICAL ITEMS

• Heater Blower Motors

Fits well on recirculator round core housings. (Redrill heater housing for use on a 1947-55 fresh air unit.) These motors have a smaller outside diameter than original 6 volt fresh air heater units.



Part No. Description

EL115	1947-55 6 volt- 1/4" shaft	each	59.20
EL116	1947-66 12 volt- 1/4" shaft	each	59.20

• Heater Blower Motor, Deluxe Fresh Air

Part No. Description

ELH460	1947-63 12 volt- 5/16" shaft	each	49.20
--------	------------------------------------	------	-------

• Wiring Loom

Black fabric loom to protect wiring, exact as original.

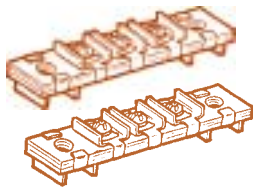


Part No. Description

LG112	Headlight loom (light bucket to inner fender terminal block)	foot	1.35
LG160	Taillight loom (taillight to under bed)	foot	1.15

• Terminal Blocks

Fits on inner fender. These insulators connect headlight wires to main harness.




Part No. Description

EL137	1937-53 Two 3 position blocks	pair	18.75
EL173	1954-55 One 3 position block and one 4 position block	pair	19.75

• Cylinder with Key for Ignition Switch

Part No. Description

EL103	1949-66	each	12.45
-------	---------------	------	-------



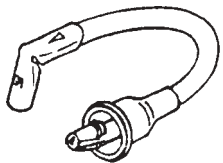
• Ignition Switch Housing

Part No. Description

EL179	1947-53 (secures EL103 above)	each	29.75
-------	-------------------------------------	------	-------

• Spark Plug Wires

These are not just "get by" universal wire sets. They are custom made with proper ends and lengths for each type engine. Select wire sets when you expect the best on the market.



Part No. Description

EL130	1934-53 Black wire with exposed metal ends and two rubber rings	set	22.50
ELW540	1954-62 Black wires with covered metal ends	set	19.95

ELW542	1937-62 HEI replacement wires*	set	19.95
--------	--------------------------------------	-----	-------

Note: See High Performance Section for HEI Distributor. The set EL130 and ELW540 can be interchanged between 216, 235, and GMC six cylinder engines.

ELECTRICAL


5% Off online orders

MISCELLANEOUS ELECTRICAL ITEMS (continued)



• **Spark Plug Wire Rubber Rings**
For holding spark plug wires as original, included in EL130.

Part No.	Description		
EL147	1941-62 Chevrolet six cylinder	pair	1.70



• **Grommet, Main Wiring Loom**
Protects main loom as it passes through sheet metal firewall.

Part No.	Description		
FP129	1936-59	each	2.95



• **Taillight Wiring Grommet**
Fits in the frame hole near taillight to protect wiring.

Part No.	Description		
LG1061	1940-72	pair	2.65

WIRING HARNESSES

A complete quality wiring harness using the modern PVC coated copper wire. The best on the market. These hand built harnesses are made individually in America. Not a PVC quick made "get by" harness. Detailed installation instructions. Includes built-in directional light wire if you decide to add this option. If you are looking for an original style cotton covered harness (very expensive), we can provide contacts for specialty companies.



For Trucks With Generators

Part No.	Description		
EL127C	1947-49 Chevrolet	each	180.50
EL127G	1947-49 GMC	each	180.50
EL165C	1950-52 Chevrolet	each	180.50
EL165G	1950-52 GMC	each	180.50
EL166C	1953-55 Chevrolet with horn relay wires	each	180.50
EL166G	1953-55 GMC	each	180.50

For Trucks With Alternators

Part No.	Description		
EL169C	1947-49 Chevrolet	each	185.50
EL169G	1947-49 GMC	each	185.50
EL170C	1950-52 Chevrolet	each	185.50
EL170G	1950-52 GMC	each	185.50
EL171C	1953-55 Chevrolet with horn relay wires	each	185.50
EL171G	1953-55 GMC	each	185.50



ELECTRICAL

5% Off online orders

WIRING HARNESES (continued)



•Modified for Street Rod Truck

A quality modified PVC Coated Copper wire harness designed for the non-original street rod type truck. These eliminate mistakes, hours of time, and much expense when you are doing major modifications to your original vehicle with modern electrical accessories. This is not a generic "one size fits all" wiring kit but rather is a tailored harness just for the 1947-55 Advance Design truck.

Included are important items such as the modern headlight and dimmer switch, fuses, flasher assembly, ignition switch, resistors, boots, grommets, a fuse board with 18 circuits, etc. Sub-harnesses are individually bagged with basic instructions for optional components that you may wish to install. A partial list is power windows, cruise control, electric cooling fan, power locks and seats, digital dash, modern replacement steering columns, backup lights, radio, air conditioning, and etc. When quality and your time is important factors, this harness is a must.

Part No.	Description	
ELW300	1947-55 Modified harness	set 439.00



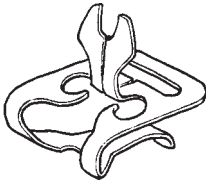
• Wiring Harness Clip

Part No.	Description	
EL175	Fits all years	each .85

• Wiring Harness Clip, Upper Radiator Panel

These clips secures the wiring harness as it passes over the upper radiator to the right headlight. Four required per truck.

Part No.	Description	
EL424	1947-55	each 2.50



• Wire with Cotton Braided Covering

Part No.	Description	
EL18014	14 gauge cotton braided style as original	foot .95

ALTERNATOR CONVERSION

For those wanting the more modern alternator. This adapts your original wiring harness with generator to an alternator style harness. Will also fit our original generator harness.

Part No.	Description	
ELW122	1934-62 Alternator conversion harness	each 25.00



ELECTRICAL

5% Off online orders

TURN SIGNAL KITS

These kits are designed to fit behind the dash out of sight and do not clamp on steering column. Only a toggle switch lever is seen below dash. A beep-beep from behind dash indicates that the signal is flashing. This keeps a more original dash appearance, and still allows for this convenient accessory. Includes wiring, double filament sockets, switches, flasher, and instructions. This system fits inside original taillight, but is independent from the stoplight bulbs! This kit can be made to operate original park lights or custom lights. American made. Top quality!



Part No. Description

EL1316	1934-55 6 volt	set	69.50
EL13112	1934-59 12 volt	set	69.50



• Turn Signal Switch

Fits inside housing, below steering wheel. Kidney shaped unit with necessary wires.

Part No. Description

EL203	1954-59	each	28.25
-------	---------------	------	-------



• Turn Signal Lever Assembly

Clamps on steering column. For those wanting a visible lever at the side of steering column.

Part No. Description


EL13312	1934-59 6 volt and 12 volt. Seven wires	each	23.75
---------	-----------------------------------------------	------	-------



• Turn Signal Flashers

Part No. Description

EL1762	6 volt, 2 prong	each	12.25
EL1763	6 volt, 3 prong	each	11.25
EL1772	12 volt, 2 prong	each	6.25
EL1773	12 volt, 3 prong	each	6.25



Art. Carter © 3-1-00
(c) SASQUATCH ARTWORKS-2000



**TRUCKS ARE ESSENTIAL
TO A NATION ON THE MOVE**

Whether the job's BIG, "little" or in between Chevrolet has the truck for the job

Capacity for capacity, specification for specification, the Chevrolet truck that is right for your job *lists for less*. It works for *rock bottom* "wages." It gets work done in *short order*, with no waste of time or money.

Sooner or later, just about everything that is bought or sold, built or grown, travels by truck. And whether you deliver cleaning or haul concrete, Chevrolet has a truck that's exactly right on your job.

Not too much truck . . . for it wastes your money. Not too little truck . . . for it won't "take it." Chevrolet provides the specific capacity, power and features required to do *your* work with maximum efficiency and minimum costs.

That's why, for a long, long time, truck users have made Chevrolet trucks far and away their first choice. They are buying about as many Chevrolet trucks as the next two makes combined!

Tough, rugged and factory-matched to the job, Chevrolet trucks are the Number One Carriers for a Nation on the Move. See your Chevrolet dealer. . . . Chevrolet Division of General Motors, Detroit 2, Michigan.

(Continuation of standard equipment and trim illustrated is dependent on availability of material.)

FLOOR PARTS

5% Off online orders

FLOOR MATS



• High Quality Molded Rubber Floor Mats

Replacement mat fits like the original. Remove perforated plug in mat if used in a 4 speed truck. Use with felt pad FL107


Part No.	Description		
FL102	1947-55 3 and 4-speed, except Cab Over Engine (COE)	each	82.50
FL159	1947-55 4-speed, Cab Over Engine (COE), 2 piece.....	set	54.75

Note: Carpeting listed in UPHOLSTERY section.

• Floor Mat Material

Cut your own shape to make an excellent mat. Good if your year is not reproduced. Simply make a paper pattern and cut this shape on this pebble grain mat material. Enough material for one front floor.

Part No.	Description		
FL147	1934-59 Per truck	each	39.45



• Floor Mat Felt Pad

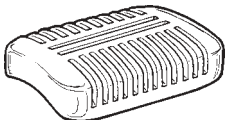
Helps reduce engine heat and road noise in cab.

Part No.	Description		
FL107	1934-55 1st 36"x54"	each	7.35

PEDAL PADS, ACCELERATOR PEDALS, ETC.

• Pedal Pad

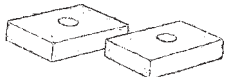
Part No.	Description		
FL108	1947-55 For brake or clutch pedal and 1948-55 For park brake pedal	each	4.00



• Brake and Clutch Floor Felt Seals

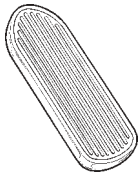
Fits in the factory metal floor pockets.

Part No.	Description		
FL210	1947-51 (2-1/4"x1-5/8")	pair	5.25
FL211	1952-55 (2"x2")	pair	5.25



• Accelerator Pedals


Part No.	Description		
FL114	1947-51 (attaches to linkage rod with a pin)	each	14.70
FL115	1952-57 (attaches to linkage rod with a ball-socket)	each	14.70



• Accelerator Felt Floor Seal

Fits in the factory metal floor pocket.

Part No.	Description		
FL111	1941-59	each	2.30



• Clutch Arm Stop Bumper

Part No.	Description		
FL116	1947-59	each	.95



FLOOR PARTS

5% Off online orders

STEERING COLUMN SEAL

- **Steering Column Hard Rubber Floor Seals**

Fits at base of column. Includes foam pad.

Part No. Description

FL601	1947 3-speed and 1947-55 4-speed. Rubber over metal plus pad.....	pair	12.95
FL600	1948-55 3-speed. Rubber over metal plus pad.....	pair	12.95



BATTERY RELATED

- **Battery Floor Hole Cover Rubber Seal Only**

Part No. Description

FL132	1947-55.....	each	4.55
-------	--------------	------	------



- **Battery Hold Down Frame**

Part No. Description

FL133	1947-55.....	each	13.60
-------	--------------	------	-------



- **Battery Hold Down Corner Pads**

Part No. Description

FL174	1947-57 Set of 4.....	set	3.25
-------	-----------------------	-----	------

- **Battery Trays**

Heavy gauge steel.

Part No. Description

FL135	1947-55 Tray only.....	each	10.75
FL1351	1947-55 Tray with sides.....	each	44.25



PARK BRAKE RELATED

- **Park Brake Foam Collar**

Fits between brake lever base and floor plate to stop air leaks. 1934-47, plus larger trucks, 1948 and newer having vertical hand pull lever.

Part No. Description

FL138	1934-59.....	each	4.55
-------	--------------	------	------



- **Park Brake Boot**

Boots were not originally used by GM on early trucks, however, this is a nice extra.

Part No. Description

FL164	1934-59.....	each	5.10
-------	--------------	------	------



- **Park Brake Lever Floor Boot**

Part No. Description

FL119	1948-55 Pickups and Panels.....	each	4.75
-------	---------------------------------	------	------



- **Park Brake Lever Floor Boot Metal Cover**

Part No. Description

FL120	1948-55 (Secures FL119).....	each	6.75
-------	------------------------------	------	------



FLOOR PARTS

5% Off online orders

PARK BRAKE RELATED (continued)

• **Park Brake Felt and Leather Floor Seal for Foot Brake**

Part No.	Description		
FL139	1948-55 1/2, 3/4, and 1 ton.....	set	6.50

• **Park Brake Release Rod Grommet**

Under dash.

Part No.	Description		
FL143	1952-55.....	each	2.95



TRANSMISSION FLOOR COVERS, GASKETS, AND SCREWS

• **Transmission Floor Cover Plates**

Part No.	Description		
FL140	1947-55 3-speed, exact metal copy	each	42.00
FL152	1948-55 4-speed, excellent copy in tough black fiberglass	each	48.00

Note: On 1947 three and four speed, cut shift and brake lever hole in FL140.

• **Transmission Floor Cover Plate Gaskets**

For 3 or 4-speed covers FL140 and FL152.

Part No.	Description		
FL441	1947-55 Set of 4.....	set	5.10

• **Transmission Floor Cover Plate Screws**

Part No.	Description		
FL142	1947-55 Set of 11	set	2.30

FLOORBOARD SECTIONS

• **Floorboard Sections - Metal**

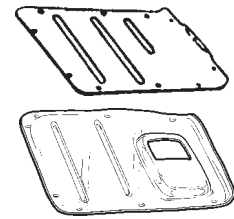
Quality metal stamping with ridges and punched holes as original. Made in the USA!

Part No.	Description		
SM141	1947-55 Front left section.....	each	55.00
SM142	1947-55 Front right section	each	55.00

• **Toeboard**

The tapered metal panel between firewall and floorboard. Dimensions: 13-1/2" x 53-1/2"
With proper bends and ridges. Made in the USA!


Part No.	Description		
SM272	1947-55.....	each	146.90



FLOOR PARTS

5% Off online orders

MISCELLANEOUS FLOOR PARTS



• Starter Boot

Seals out air coming into cab around floor starter rod. Installs in minutes!

Part No. Description


FL117	1938-57	each	5.00
-------	---------------	------	------



• Master Cylinder Floor Hole Cover

Part No. Description

FL127	1947-59 Black rubber over metal (3-1/4" diameter).....	each	7.95
-------	--------------------------------------------------------	------	------



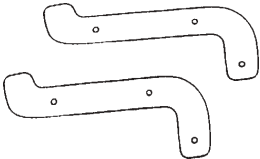
• Running Board Bolt Kits

Includes special flat top step carriage bolts.

Part No. Description

FL128	1936-55 1/2 and 3/4 ton pickup or larger truck.....	kit	6.80
-------	-----------------------------------------------------	-----	------

FL129	1936-55 1 ton pickup	kit	9.05
-------	----------------------------	-----	------



• Running Board to Rear Fender Gaskets

Part No. Description

FL230	1947-55	pair	4.00
-------	---------------	------	------

• Floor Shift Boots

Boots were not originally used by GM on early trucks, however, this is a nice extra.

Part No. Description

FL165	1934-47 3-speed	each	8.50
-------	-----------------------	------	------

FL136	1936-66 4-speed	each	8.50
-------	-----------------------	------	------



• Floor Shift Foam Collar

Fits between transmission and floor plate. Stops air leaks around 3 and 4-speed floor shifters. Originally used instead of, or in addition to, a boot.

Part No. Description

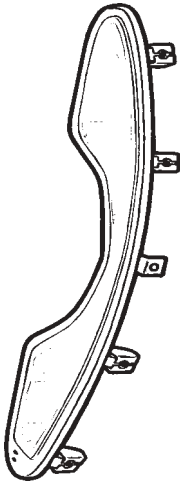
FL137	1934-47 3-speed and		
-------	---------------------	--	--

	1934-65 4-speed	each	3.75
--	-----------------------	------	------



FRONT PARTS

5% Off online orders



• Front Splash Aprons

Fits between bumper and grille. Includes attaching brackets as necessary (**unless otherwise noted**).

Part No.	Description		
SM144	1947-53 Chevrolet 1/2, 3/4, and 1 ton. Top quality fiberglass	each	85.80
SM145	1947-53 Chevrolet 1/2, 3/4, and 1 ton. Stamped meta, made in the USA!!	each	141.25
SM186	1954-55 Chevrolet 1/2, 3/4, and 1 ton. Top quality fiberglass	each	85.80
SM412	1954-55 Chevrolet 1/2, 3/4, and 1 ton. Stamped metal	each	141.25
SM190	1947-53 GMC 1/2, 3/4, and 1 ton. Top quality fiberglass	each	85.80
SM410*	1949-53 GMC 1/2, 3/4, and 1 ton. Metal	each	225.00
SM225	1954-55 GMC 1/2, 3/4, and 1 ton. Top quality fiberglass ...	each	85.80
SM413*	1954-55 GMC 1/2, 3/4, and 1 ton Metal	each	225.00
SM414**	1949-55 Front Splash Apron Mounting Brackets 1/2, 3/4, and 1 ton Metal (Set of 4 outers, not middle)	set	55.00

***NOTE:** Exact visible metal upper plate. You weld on your four attaching lower brackets to get the exact fit. Hand built in the USA! Excellent!

****NOTE:** Slightly heavier than original. Weld to SM410 and SM413 or use your original.

BUMPER BOLT AND NUT

• Bumper Bolt-With Rounded Polished Stainless Cap

Part No.	Description		
FP109	1947-72 Chevrolet and GMC. With rounded stainless cap	each	2.20

• Bumper Bolt Nut

Part No.	Description		
FP110	1947-72 Chevrolet and GMC, fits FP109	each	.20

• Bumper Bolts For The Perfectionist!

Set of 10 "high dome" bolts like original GM including the center rear bumper hole blank-out short stud with no threads. Also includes all washers, nuts and the retaining clip for the non threaded stud.

Part No.	Description		
FP300	1947-53 Chevrolet and GMC	each	35.50

FIREWALL RELATED ITEMS



• Firewall Covers

Black fiberglass reproduction of interior cover with nice grain. Includes insulating firewall pad.

Part No.	Description		
FP153	1947-53	each	98.00
FP156	1954-55	each	98.00

• Firewall Cover Retainers

Fasteners that secure above cover pads to firewall.

Part No.	Description		
FP144	1936-55	each	1.45



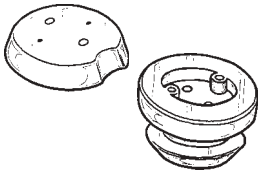
FRONT PARTS

5% Off online orders

FIREWALL RELATED ITEMS (continued)

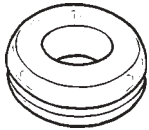
• 4 Hole Firewall Grommets for Cables

Part No.	Description		
FP102	1947-49	each	4.00
FP103	1950-53	each	4.00
FP151	1954-59	each	4.00



• Firewall Grommets

Part No.	Description		
FP183	1936-59 Speedometer cable grommet	each	1.45
FP104	1936-59 Starter wire grommet or vacuum hose	each	1.00
FP129	1936-59 Wiring loom grommet	each	2.95



• Top Cowl Vent Drain Tube

Prevents dripping water on cab floor mat from cowl vent pan.

Part No.	Description		
FP126	1947-55	each	4.55



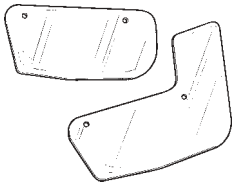
• Front Fender to Inner Fender and Firewall Gasket Set

Part No.	Description		
FP119	1947-55 Set of 8 with instruction sheet	set	16.95

• Firewall to Fender Filler Plates

Fits below hood hinges.

Part No.	Description		
FP235	1947-55 1/2, 3/4, and 1 ton	pair	8.50
FP148	1947-55 1-1/2 ton and 2 ton	pair	8.50



GRILLES AND RELATED ITEMS

• GMC Four Grille Bars

Complete with vertical brackets.

Part No.	Description		
FP560	1947-53 Chromed, ready to install	set	495.00



• Chevrolet Grille Bars with Back Splash and Verticals

These excellent 1947-53 Chevrolet reproduction grilles (1/2, 3/4, and 1 ton) include the 5 front bars, 4 horizontal back splash bars, and the 5 vertical supports.

Part No.	Description		
FP543	1947-53 Non-chromed, ready for paint	set	289.00
FP544	1947-53 Chromed	set	495.00



• Grille Verticals

Five piece reproduction vertical set that attaches your horizontal bars. Use if you decide not to restore your original Chevrolet verticals. (Included in our grille bar assemblies, FP543 and FP544).

Part No.	Description		
FPG545	1947-53	set	45.00

• Grille Fastener Kit

To completely reassemble the original 1947-53 Chevrolet grille. Consists of 140 pieces including rivet head bolts, lock nuts, "J" clips, clutch head screws, etc.

Part No.	Description		
FP165	1947-53	set	11.85

FRONT PARTS

5% Off online orders

GRILLES AND RELATED ITEMS (continued)



• **Grille Bullets or Noses**

An exact vertical replacement for that damaged rare grille part. (1/2, 3/4, and 1 ton Chevrolet only) Made in the USA!

Part No. Description

FP145	1954-55 Freshly chromed in the U.S.A.	each	135.00
FP145NC	1954-55 Non-chromed, ready for paint.....	each	79.00

HOOD RELATED ITEMS



• **Hood Hinge**

Part No. Description

FPH120L	1947-55 Left	each	32.75
FPH120R	1947-55 Right	each	32.75



• **Hood Bumper Sets**

Part No. Description

FP113	1947-55 Conventional cab, set of 10	set	6.95
FP216	1947-55 Cab Over Engine (COE) body, set of 14	set	17.85

• **Hood Lace**

Molded rubber, fits on body under rear of hood.



Part No. Description

FP117	1947-55 Conventional cabs.....	set	7.00
FP217	1947-55 Cab Over Engine (COE) body	set	13.60

• **Hood Lace Retainer Clips**

Part No. Description

FP169CH	1942-55 1st Set of 8 clips and 8 clutch head screws, as original.....	set	10.50
FP169PH	1942-55 1st Set of 8 clips and 8 Phillips head screws, replacement.....	set	6.80

• **Hood Hinge Bolt Kit**

Special shoulders on threaded bolt. Prevents over tightening.

Part No. Description

FP155	1947-55 Set of 6.....	set	12.00
-------	-----------------------	-----	-------




MISCELLANEOUS FRONT PARTS

• **License Plate Brackets, Front**

Beautiful reproduction. Bolts to right side of the flat gravel pan as original.

Part No. Description

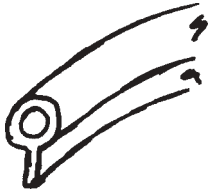
FP122	1947-53.....	each	7.95
FP123	1954-55.....	each	10.00



FRONT PARTS

5% Off online orders

MISCELLANEOUS FRONT PARTS (continued)



• **Fender Welt - Black**


Part No.	Description		
FP124	1934-55 1st Front welt as original	pair	8.10
FP125	1934-53 Stepside pickups. Rear welt. A popular extra	pair	16.90
FP237	1947-55 1st Panel and Suburban and 1954-72 Stepside pickups. Rear welt. A popular extra	pair	11.90

• **Fastener Kit, Headlight Bucket To Fender**

Consists of 16 "J" clips and correct clutch head screws for one truck.

Part No.	Description		
FP166	1941-57	set	7.95

Advance Design Chevrolet Truck



HIGH PERFORMANCE

5% Off online orders

HIGH PERFORMANCE SPEED EQUIPMENT

For those not wishing to go totally original, we offer many high quality items for motor dress-up and increased performance. Designed for six cylinder General Motors trucks as well as those modified with V-8's.



• Beehive Oil Filter

For the ultimate in deluxe engine dress-up components. Mint reproduction of a mid-1950's popular item. For the final detail. Can be attached to firewall or inner fender.

Part No. Description

HP112 Flat black ribbed center with polished ends each 249.95



• Beehive Oil Filter Mounting Bracket

Use with HP112. If you want a firewall mounted filter.

Part No. Description

HP1121 each 19.95



• Beehive Oil Filter Replacement Element

Part No. Description

MEE130 Fits HP112 each 8.50

• Engine Bolt Kits – Six Cylinder

These stainless bolt kits add a nice extra to the appearance of your six cylinder Chevrolet. Our stainless steel engine kits include bolts and washers for valve cover, intake and exhaust manifolds, distributor, thermostat housing, timing cover, water pump, fuel pump, side cover, and oil pan. They are available in slotted and hex as original or button head for the custom truck. Bolts are labeled to help in installation. Bolts are bubble packed and labled to help in installation.

Part No. Description

HPE200	216 engine, slotted and hex style as original	set	25.00
HPE201	1954-55 235 engine, slotted and hex style as original	set	29.00
HPE202	1955-62 235 engine, slotted and hex style as original	set	35.00
HPE203	216 engine, button head for a custom look	set	35.00
HPE204	1954-55 235 engine, button head for a custom look.....	set	39.00
HPE205	1955-62 235 engine, button head for a custom look.....	set	45.00

• Air Filter Dry Elements, Chrome

For the custom vehicle. Beautiful flat type. Just right for the original carburetors.

Part No. Description

HP120	6-1/2" diameter, six cylinder	each	18.95
HP148	14" diameter, V-8	each	49.95
HP149	14" diameter, chrome with Chevrolet letters, V-8	each	64.75



HIGH PERFORMANCE

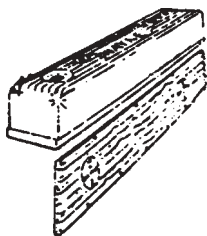


5% Off online orders

HIGH PERFORMANCE SPEED EQUIPMENT (continued)

• Valve Cover and Push Rod Covers, Wayne High Performance

Made from the original tooling purchased from the Wayne Estate. A premium accessory of the 1950's, produced in the legendary Wayne Engineering Company. These finned, polished aluminum valve covers fit 216, 235, and 261 Chevrolet six cylinder engines. The push rod cover designed for late 235 and 261 Chevrolet engines.



Part No.	Description		
HP101	1954-62 Valve cover and push rod cover combo	set	248.75
HP108	1937-62 Valve cover only	each	169.50
HP109	1954-62 Push rod cover only	each	89.85

• Valve and Push Rod Cover (Chrome)

Original shape. Oil filler hole is on top. Must have vented oil cap. (See HP111)



Part No.	Description		
HP230	1937-53 Chevrolet 216 valve cover (After Oct,06).....	each	34.95
HP233	1954-62 Chevrolet 235 and 261 valve cover	each	39.00
HP232	1954-62 Chevrolet 235 and 261 push rod cover	each	29.00
HP231	1954-62 Chevrolet 235 and 261 combo	set	95.00

NOTE: HP231 has chrome covers HP232 and HP233, gaskets and chrome oil cap.

• Valve Cover 1/4" Spacer

Moves thermostat housing forward to make room for some cast aluminum valve covers.



Part No.	Description		
HP535	1937-62 Chevrolet 6 cylinder	each	16.50

• Valve Cover Stud Kit

Necessary for securing the center hole after-market aluminum valve covers (Wayne, Offenhouse, etc.) to the later 235 Chevrolet engines. Also secures original 216 valve covers to the late model 235 and 261. Includes studs, acorn nuts, washers and seals.

Part No.	Description		
HP110	1937-62	set	14.95

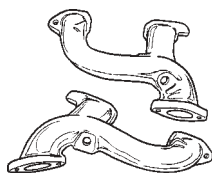
• Oil Cap For Above Covers, Chrome



Part No.	Description		
HP111	1937-62 Included in HP101 and HP231	each	10.50

• Fenton Cast Iron Dual Exhaust Chevrolet and GMC Headers

Authority given by the original manufacturer to produce these in demand era accessories. These cast iron headers are exact in every detail, including Fenton lettering. The resulting dual pipes on your early pickup will cause that special six cylinder purr, so often heard in past years. Nothing sounds like Fenton duals on GM six cylinder engines. Lower exhaust back pressure gives better performance!



Part No.	Description		
HP102	1937-62 Chevrolet	set	279.50
HP133	1939-59 GMC	set	279.50



• Fenton Exhaust Manifold Warming Kit

For better engine performance when using Fenton Headers on your Chevrolet and GMC inline six cylinder! Our kits allow hot exhaust from the headers to enter into a cavity created by a threaded plate under the Fenton and Offenhouser intake manifold. Fuel is quickly warmed as it leaves the carburetor as was designed by General Motors. Looks factory installed!

NOTE: To see this kit installed, check the High Performance Section of our 1947-55 Research catalog at www.oldchevytrucks.com.

Part No.	Description		
HPM543	Chevrolet 235 and 261 engines	kit	74.50
HPM544	Chevrolet 216 1937-53, GMC 228,248,270, and 302 1939-59	kit	48.50

• Dual Exhaust Headers

Uses original iron manifold. Special welding has been done to give an additional the split pipe connection. Six cylinder. Plus core charge.

Part No.	Description		
HP114	1937-53 Chevrolet 216 engine	each	196.25
HP134	1954-62 Chevrolet 235 and 261 engines	each	196.25
HP135	1939-59 GMC	each	250.15
HP115	Core charge for HP114 and HP134	core	55.00
HP157	Core charge for HP135	core	75.00

• Howard Intake Manifold

For GMC inline six cylinder engines. An exact copy of the famous manifold that made GMC a continual performance winner during the 1950's and 1960's. Designed to be equipped with either 2, 3, or 5 Stromberg 97 carburetors. For the ultimate in performance and appearance.

Part No.	Description		
HP116	Howard Intake Manifold	each	179.95

• Intake Manifold Block Off Plates

For use with HP116 to block off unused ports when only 2 or 3 carbs are used on the Howard Intake.

Part No.	Description		
HPB168	For above Howard Intake only	each	22.75

• Howard Intake Linkage

Designed for the HP116 manifold and is different depending on the carburetor you are using.

Part No.	Description		
HP117	2 carbs	each	24.90
HP118	3 carbs	each	28.25
HP119	5 carbs	each	33.90

5% Off online orders

• Intake Manifold, Six Cylinder Four Barrel

Our Ram-Flow 4-Barrel Manifold was primarily designed as a performance intake, but with the recent development of small 4-barrel carburetors (390-400 cfm), the 4-barrel intake assembly has proven to be the ultimate low R.P.M. assembly for today's six cylinder engines. The small 4-barrel carburetor and manifold actually get better mileage and more power than most 2-barrel carburetors. This Ram-Flow 4-Barrel Manifold has been designed to increase the performance and driveability of your vehicle and, at the same time, retain (and in most cases, improve) good fuel economy. This has been accomplished by attaining equal fuel-air distribution to each cylinder. Also included is a 4-barrel mounting plate which accepts any Holley or Carter AFB with a square bolt pattern. These manifolds have a new feature that makes them even better in cooler weather. An interior water flow system has been added. Hot water from the engine passes through the unit and warms the gasoline from the carburetor. Water line fittings included.

Part No.	Description		
HPM540	1954-62 Chevrolet 235 and 261 six cylinder engines	each	395.00
HP103	1939-59 GMC 228, 248, 270, and 302 six cylinder engines	each	375.00

• Carburetors, Holley Four Barrel

This new, Holley 390cm carburetor is factory calibrated to nicely match the cubic inches of your inline six cylinder. Is excellent in combination with the intakes above. Does not require a special higher lift camshaft. However, it's also great if you add an extra performance cam option. New, no core charge.

Part No.	Description		
HPC300	1954-62 engines	each	395.00



•Fenton Manifold with Dual Intake Plus Linkage and Fuel Lines

Aluminum Fenton dual intake manifold that is a perfect match for the Fenton Headers HP102. Includes carb linkage and stainless steel fuel lines.

Part No.	Description		
HP107	For 235 High Pressure Chevrolet engine	each	199.95



• Offenhouser Manifold with Dual Intake Plus Linkage

Cast aluminum Offenhouser unit for attaching two factory or aftermarket single barrel carburetors with linkage. Popular option during early years.

Part No.	Description		
HP104	1937-53 For 216 Chevrolet engine	each	239.50
HP105	1954-62 For 235 and 261 Chevrolet engines	each	239.50

• Accelerator Linkage with Firewall Bracket

Used when placing a V-8 engine in a 1947-59 GM truck. Necessary if removing the original six cylinder.

Note: On 1947-52 trucks, use 1953-57 gas pedal FP115.

Part No.	Description		
HP142	1947-59	each	57.20

• Side Motor Mount Kit

Used when placing a 1958 and newer small block Chevrolet V-8 in the 1940-55 1st pickup. Engine side mounts can be bolted on or welded to your frame. Includes cushion set, bolts, and instructions. A professional installation that eliminates the under engine round cross member sold in some stores.

Part No.	Description		
HP121	1936-55 1st	set	95.00



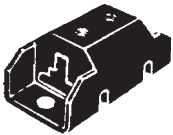
5% Off online orders



• Transmission Frame Cross Members

Our cross members fit well when you place a modern automatic transmission in the older GM trucks. It's 6" drop makes a successful fit on 350, 400, 700R4, and Powerglide transmissions.

Part No.	Description		
HP1261	1939-59	each	49.95



• Transmission Mount Pads

Part No.	Description		
MET102	For use with HP1261	each	11.30

• Clutch Kit

When using the popular late model 5 speed overdrive transmission, the clutch assembly will be different than the original. This new 11" inch disc, pressure plate, throw out bearing, alignment tool, and pilot bushing will allow for the correct transition between the new and old. (Requires a factory new or used flywheel for the 11" inch disc.)

Part No.	Description		
HP427	kit	180.00

• Independent Front Suspension Mounting Kit, Pacer

The American Motor's Pacer has a front suspension that bolts in and has parts (A-arms, springs, tie rods, sway bar, steering, shocks, etc.) contained in a single unit. It is heavy duty and ideal for this application. (We have an adapter kit for attaching this Pacer unit to your truck.) Installation is bolt on to the truck's front cross-member after our brackets are welded to your Pacer front end. Tread width is 61-1/2" and works as is. This is a good fit and well worth doing if you want a softer ride and modern updated steering. Check our website for the 1947-55 tech article "Low Cost Front Suspension Upgrade".



Part No.	Description		
HP127	1947-55 1st.....	set	109.50



• Power Steering Conversion Kit

This kit allows you to install a late model 1969-87 Chevrolet 2 WD pickup power steering box on your vintage 1947-59. You still use the original suspension system. It is ideal for aftermarket GM tilt steering columns. Includes all brackets, instructions, and necessary hardware for installation. You provide the power steering box, hoses, and components that attach to your engine. Also, see pitman arm below.

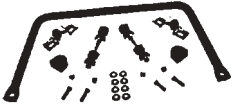
Part No.	Description		
HP401	1947-59 Use with later tilt or non-tilt	kit	135.00

• Pitman Arm for Power Steering Conversion Kits

This pitman arm is required for the above HP401 conversion. Specify standard or lowered ride height when ordering.



Part No.	Description		
HP420	1947-54 Standard	each	59.75
HP421	1947-54 For lowered trucks	each	59.75



• Sway Bar Assembly

For "front" of pickup or panel with original straight axle. Greatly improves handling quality.

Part No.	Description	
HP164	1947-55 1st 1/2 ton	set 158.20

• Air Conditioning Compressor Brackets

A major component when you decide to install air on your truck. You provide compressor, condenser, evaporator, etc. Includes alternator bracket. Eliminates the need for the rare double groove crankshaft pulley. (For In Cab Air Conditioning Systems, see MECHANICAL section.)

Part No.	Description	
HP128	1937-53 216 engine and 1954-55 1st 235 engine	set 99.75
HP129	1955 2nd-62 235 engine	set 99.75

• Alternator Brackets

Specially made bracket for properly securing a modern 12 volt GM alternator, when the original generator is replaced. Included in air conditioning brackets HP128 and HP129.

Part No.	Description	
HP130	1937-53 216, 1954-55 1st 235 and 1939-59 GMC engine	each 51.85
HP131	1955 2nd-62 235 engine	each 51.85

• Alternators, Six Volt

Equipped with modern internal voltage regulator. Has a charging capacity of 50 amps. Can be adapted to all 6 volt vehicles. Rebuilt. No core charge. (Can be used with HP130 or HP131.)

Part No.	Description	
REHP137N	1934-55 1st Chevrolet (negative ground)	each 79.10
REHP137P	1934-55 1st GMC (positive ground)	each 79.10

• Alternator, Twelve Volt

Designed to replace the original generator. Has internal voltage regulator and a charging capacity of over 70 amps. Negative ground only. Rebuilt. No core charge. (Can be used with HP130 or HP131.)

Part No.	Description	
REHP136	Negative ground	each 62.15

• Alternator Pulley, 216

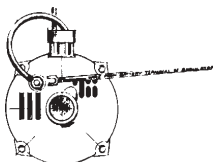

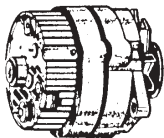
This pulley is designed for a GM alternator when you use the original wide belt. Matches width of original 216 Chevrolet Harmonic Balancer.

Part No.	Description	
HP530	1937-52 Chevrolet 216 engine	each 16.50

• DA Plug for Alternators

Allows the use of your original ignition switch when using a modern alternator. Prevents the engine from continuing to run after you turn off the switch. A simple plug-in to your alternator.

Part No.	Description	
HP240	For 6 or 12 volt	each 15.00



HIGH PERFORMANCE SPEED EQUIPMENT (continued)

• **Distributor, Modified HEI**

This electronic ignition greatly improves starting and performance. No points to wear out! No gradual change in timing! A late model modern GM distributor has been machined to fit the older inline six. This excellent used GM modified housing includes new HEI coil, rotor, cap, lead wire, vacuum advance, and instructions. Twelve volt 235 engine only, not 216. No core charge. This small distributor and small round coil look similar to the 1937-62 six cylinder unit. Does not take away from the original appearance!



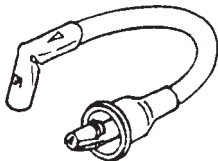
Part No. Description

HPD150	1954-62 Chevrolet and 1954-59 GMC	each	249.50
--------	--------------------------------------------	------	--------

• **Spark Plug Wire Set for HEI Distributor**

Part No. Description

ELW542	1937-62 Set of wires with insulated caps (6 cylinder)	set	19.95
--------	-------------------------------------------------------------	-----	-------



• **Distributor, Mallory**

A heavy duty dual point unit specially made for your GM six cylinder engine when you desire high performance.



Part No. Description

HP138	12 volt	each	280.00
-------	---------------	------	--------

• **Coil, High Performance**

Designed for the higher RPM engine. Excellent with the above described Mallory dual point distributor. Will not work with HEI distributors.

Part No. Description

HP139	12 volt	each	44.95
-------	---------------	------	-------

• **Disc Brake Kits, Complete Front - 5 Lug Pattern**

Everything you need to equip your existing straight axle front end with modern brakes. Includes HP1402 or HP1403 kits plus tapered roller bearings, seals, rotors, rebuilt calipers, brake pads, etc. Saves you time and money from gathering modern parts locally! Not to be used with original master cylinder.

Part No. Description

HP1412	1941-50 1/2 ton	kit	399.00
HP1413	1951-59 1/2 ton	kit	399.00

• **Disc Brake Conversion Kits**

Use with your existing straight axle and spindles. A top quality American made bolt-on assembly. Includes caliper mounting brackets, attaching hardware to spindle, bearing adapters which use your modern tapered roller bearings, and instructions for using your late model calipers, five lug rotors, pads, seals, and bearings.(Used in complete kits above.)

Part No. Description

HP1402	1941-50 1/2 ton adapter	kit	179.95
HP1403	1951-59 1/2 ton adapter	kit	179.95



HIGH PERFORMANCE



5% Off online orders

HIGH PERFORMANCE SPEED EQUIPMENT (continued)



• Disc Brake Kit, Complete Front - 6 Lug Pattern

This 6 lug disc brake kit contains what you will need to put modern discs on your stock 1/2 ton spindles, and uses your stock hub. Includes GM rotors, calipers, brackets, spacers, hoses, and brakes. HP508 and HP509 is an option for this disc brake kit.

Part No. Description

HP500 1941-54 1/2 ton, front kit 450.00



• Wheel Bearing Upgrade, Front

For those that prefer to eliminate the original front ball bearings, we have the conversion. Changes the original balls to modern roller type. Works with HP500.

Part No. Description

HP508 1941-59 kit 169.00

• Wheel Spacer Kit

Included in HP500.

Part No. Description

HP509 1941-54 1/2 ton 3/16" wheel spacers. (Some later model wheels rub the caliper when you add modern disc brakes. kit 26.00



• Disc Brake Power Master Cylinder Kit

If you want the power booster option instead of the non-power disc master cylinder (HP167). Includes the booster, power disc brake master cylinder, proportioning valve, mounting bracket to frame, and the lines all in one assembly. Will operate either the 5 or 6 lug front brake kits above. Not designed for 1941-46 or for drum brakes.

Part No. Description

HP520 1947-54 kit 399.00



• Master Cylinder, Dual Chamber for Drum Brakes


If you want a modern dual chambered master cylinder while keeping your original drum brakes, this unit is for you. (Use with mounting bracket below.) Not for disc brakes!

Part No. Description

HP415 1948-59 each 79.00



HIGH PERFORMANCE SPEED EQUIPMENT (continued)



• **Master Cylinder for GM Disc Non-Power Brakes**

We provide a dual chambered master cylinder that will work well without a booster unit; thus no need to connect an extra vacuum line to your engine. (We recommend a proportioning valve, HP169) Use your original foot pedal when using our mounting bracket HP161.

Part No. Description

HPB167 1948-59 Master cylinder, GM disc non-power each 84.20

Remember: Many early GM disc brake cars came without a booster.



• **Master Cylinder Mounting Adapters**

Secures a modern dual chambered master cylinder when the original single reservoir cylinder is removed. This bracket allows the mounting of this modern master cylinder under cab floor with or without the power booster and the use of the original brake pedal. Includes rod from cylinder to pedal and mounting hardware. Included in most dual master cylinder kits above.

Part No. Description

HP161 1947-55 set 96.05



• **Proportioning Valve**

Necessary when using disc brake master cylinder in combination with rear drum brakes.

Part No. Description

HP169 Brake fluid valve, adjustable type each 75.15

MEB144 GM style proportioning each 75.00



• **Proportioning Valve Mounting Bracket**

Designed to easily attach the proportioning valve (HP169) to your truck frame.

Part No. Description

HPB170 Proportioning valve mounting bracket..... each 39.55

• **Rear Lowering Kit for 1/2 Ton**

Drops frame two inches. Includes U-bolts, blocks, and necessary fasteners. (For closed drive shafts only.)

Part No. Description

HP146 1947-54 set 44.65

• **Mustang II to Chevrolet Disc Brake Conversion Kit**

A popular front suspension for the custom truck is the rack and pinion assembly from the 1974-78 Mustang II. It attaches very nicely to the 1959 and older GM 1/2 ton frame. We offer an excellent brake conversion kit which allows you to use larger 11 inch diameter GM car rotors, calipers and discs, while keeping the Ford Mustang spindles. Provides 65% more braking capability over the 9 inch Mustang II rotor. (The front wheel 4-3/4" bolt circle pattern will now match the rear if you use most GM car five-bolt system.)

Note: User must supply stock Ford upper caliper cradle mounting bolts on all Mustang kits.

Part No. Description

HP171 Conversion Kit 1/2 ton kit 134.40

5% Off online orders

HIGH PERFORMANCE SPEED EQUIPMENT (continued)

• **Mustang II to Chevrolet Disc Brake Conversion Kit, Complete**

Includes the above HP171, plus the necessary rotors, calipers, brake pads, seals, bearings, etc. Saves you time and money from gathering modern parts locally!

Note: User must supply stock Ford upper caliper cradle mounting bolts on all Mustang kits.

Part No.	Description	
HP172	Conversion Kit 1/2 ton	kit 330.00

• **Shock Absorber Conversion Kit**


For those wishing to add modern tube shock absorbers to their 1949 and older 1/2 ton pickup with original lever action shocks. We now stock a complete kit which includes upper and lower forged steel shock mounts, front and rear, plus 4 gas shocks. Because the kit was designed for 1947-49 1/2 ton, you will need to drill holes in your frame rail for the four upper shock mounts. **NOTE:** We had these eight shock mounts "heat forged" just like the originals. They don't look homemade!

Part No.	Description	
HP590	1947-49 1/2 ton (also correct 1950-54 replacement)	kit 280.00

NOTE: For shock mounts only, see our Mechanical Suspension Section.

1947-54 Chevrolet or GMC 1/2 Ton Pickups & Suburbans

Complete Tube Shock Kits



• **Axle Housing to Leaf Spring Attaching Kit**

Allows you to replace your original closed drive shaft axle to a modern differential with 3" axle tubes. Includes U-bolts, lower plates, saddles, etc. Welding of saddles to axle housing required.

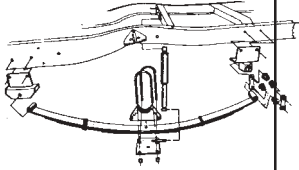
Part No.	Description	
HPD179	1934-59 1/2 ton only	kit 45.00



HIGH PERFORMANCE

5% Off online orders

HIGH PERFORMANCE SPEED EQUIPMENT (continued)



• Leaf Spring Upgrade

The original 1-3/4" or 2" wide rear leaf springs work great with the factory 6 cylinder. However, when you install a high performance V-8, it limits your 1-3/4" or 2" rear leaves to take the added power without distortion or breakage. Our kit includes a pair of 2-1/2" wide rear leaf springs with Teflon buttons, 2 gas shocks, 4 U-bolts and fasteners, rear end saddle mounts, front and rear shackles, frame mounting brackets, upper and lower shock mounts, and instructions with all mounting bolts and hardware.

Part No. Description

HP580 1947-59 1/2 ton kit 479.95



• Ring and Pinions For Differential - 1/2 Ton

These ring and pinion sets allow your 1/2 ton pickup to cruise at highway speeds. They increase the 4.11 ratio on the 1940-53 closed drive line to 3.55 and the 1954 original 3.90 ratio to 3.55. Your trucks personality is now completely changed! While nothing is visible outside, engine RPM is reduced almost 20%.

Note: When placing the 3.55 ratio in a 1954, you must use the ring gear spool from the 1940-53.

Part No. Description

HP163 1940-54 3.55 ratio set 399.50

HP200 1955-62 3:38 ratio set 399.50

• Differential Bearing, Bushing, and Seal Kits - 1/2 Ton

For use with HP163 Ring and Pinion Set on previous page when you require all wearing parts replaced. Kit includes such items as pinion and carrier bearings, pinion and wheel seals, gaskets, torque tube bushing, etc. Individual components are listed in MECHANICAL section.

Part No. Description

HP165 1940-50 set 299.95

HP166 1951-54 set 299.95



Chrome

• Differential Cover (Inspection plate) Chrome

This new 10 bolt cover includes gasket and metal drain plug. For a little extra "flash" it has been polished and chrome plated. It will be quickly noticed by following traffic!

Part No. Description

HP245 1937-62 1/2 ton set 49.95





BUILT TO "GO" ***- and keep going!***

If you want a truck that will be your top farm hand—one that will keep working for you year after year—then it's got to have two things. You want it to have a powerful engine mounted in a sturdy chassis—a truck that can go and keep going, through all kinds of rough-and-tumble service.

That's why you'll like the horse sense in the engineering of these new GMC's.

More "Go" When You Need It

For these new 1/2- to 2 1/2-tonners not only deliver horsepower unbeaten by any other farm truck—they've got what it takes to go with it.

GMC's smooth Synchro-Mesh Transmission pours the power to rugged axles—keeps these trucks going through the mud and daily grind of farm service—while "pillow-action" springs cradle the load!

GMC Performance Is Protected

In dry spells, horsepower is safeguarded against dust and grime. The engine in a GMC is full-pressure lubricated—extra-protected against wear. Even the connecting rods are rifle-drilled to pack the piston pins in a pressure-bath of filtered oil!

See your GMC dealer. See why the "Six-Footer" Cab of a GMC is the

driver's seat of a real truck—a truck built for farm work, built for keeps!

GMC Truck & Coach Division of General Motors

GMC

GASOLINE & DIESEL TRUCKS

1/2 TO 20 TONS

Your Key to
Greater Hauling profits

Get a real truck!

KNOBBS



5% Off online orders

We carry a near full line of excellent reproduction dash knobs. Perfectly replaces those cracked and broken knobs on your truck.

CHOKE, THROTTLE, AND HEADLIGHT KNOBS

• Choke Knobs

Part No.	Description		
KB138	1947-53 Stainless over maroon with letter "C"	each	7.35
KB143	1954-55 Black with white letter "C"	each	7.15

• Throttle Knobs

Part No.	Description		
KB139	1947-53 Stainless over maroon with letter "T"	each	7.35
KB142	1954-55 Black with white letter "T"	each	7.15

• Headlight Knobs

Part No.	Description		
KB147	1947-53 Stainless over maroon	each	7.95
KB124	1947-53 With rod attached. Stainless over maroon	each	13.00
KB125	1954-55 Black with white dot	each	7.15

CHOKE, THROTTLE, AND MISCELLANEOUS CABLES

We have an excellent selection of top quality cables. They come complete with housing, wire, base and proper year knobs. For the perfectionist!

• Choke Cable with Knob

Part No.	Description		
KB137	1947-53 Complete with stainless over maroon knob with letter "C"	each	25.45
KB141	1954-55 Complete with black knob and letter "C" in white	each	25.45

• Throttle Cable with Knob

Part No.	Description		
KB122	1947-53 Complete with stainless over maroon knob with letter "T"	each	25.45
KB140	1954-55 Complete with black knob and letter "T" in white	each	25.45

• Defroster Cable and Knob

For fresh air heater only. Fits the original under dash right angle bracket.

Part No.	Description		
KB187	1947-52	each	23.50



KNOBBS

5% Off online orders

CHOKE, THROTTLE, AND MISCELLANEOUS CABLES (continued)

• **Heater Cables and Knobs**

This cable changes the recirculator position to the fresh air setting on 1953 or 1954-55 air flow heaters. Includes the necessary pigtail on end of wire. These heaters can be identified by their extra tall one inch wide door on the side of the case body.

Part No.	Description		
KBC101	1953 Stainless over maroon knob.....	each	23.50
KBC102	1954-55 Black knob with white dot	each	23.50

MISCELLANEOUS KNOBS, HANDLES, ETC.

• **Crank Knobs With Pins, Side Window**

Part No.	Description		
KB104	1947-51 Chrome	each	7.35
KB105	1952-53 Maroon	each	7.15

• **Top Cowl and Side Cowl Vent Knobs**

Part No.	Description		
KB106	1947-49 Side cowl vent knob and 1947-53 Top cowl vent knob. Maroon	each	7.15
KB107	1954-55 Top cowl vent knob. Black	each	7.15

• **Gear Shift Knobs**

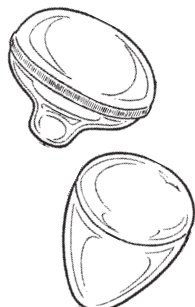
Part No.	Description		
KB128	1947 3-speed floor shift. Black	each	7.50
KB111	1948-53 3-speed column shift. Maroon	each	4.50
KB112	1954-55 3-speed column shift. Black	each	4.50
KB193	1948-53 3-speed column shift. Brown, not original color but otherwise identical to KB111	each	3.00
KB114	1936-66 4-speed floor shift. Black	each	7.35

• **Wiper Knobs**

Part No.	Description		
KB183	1947-51 Chrome	each	6.80
KB184	1952-53 Maroon	each	6.80
USKB183	1947-51 Chevrolet or GMC. Used, chrome assembly (will also fit 1952-53)	each	10.20
KB108	1954-55 Chevrolet, black	each	7.35
KB109	1954-55 GMC, light gray	each	7.35

• **Ash Tray Handle**

Part No.	Description		
KB185	1947-51 Chevrolet and GMC chrome plated as original (will also fit 1952-53 in place of maroon original)	each	7.35



KNOBS

5% Off online orders

MISCELLANEOUS KNOBS, HANDLES, ETC. (continued)



• **Factory "Fresh Air" Heater Knobs**

Part No.	Description		
KB147	1947-53 Stainless over maroon (included in KB187)	each	7.95
KB125	1954-55 Black with white dot (included in KBC102)	each	7.15



• **Brake Release Knob**

Round, black with white letter "B". (Paint gray for GMC.)

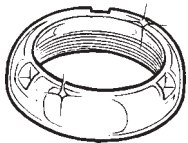
Part No.	Description		
KB144	1954-55 Chevrolet.....	each	6.80



• **Heater Valve Rod Knobs**

A more flat knob for adjusting water flow on the optional fresh air heater. White letters state "Warmer".


Part No.	Description		
KB130	1947-53 Maroon	each	6.95
KB146	1954-55 Black	each	6.95



• **Ignition Bezel**

Holds ignition switch in dash. Round with inside threads. Die cast and chrome plated.

Part No.	Description		
KB152	1954-55	each	5.65





Light Loads or Heavy . . . Good Roads or Bad
IT'S A CHEVROLET JOB!

Loaded with power, Chevrolet trucks with the great Loadmaster 163-h.p. engine have what it takes for rough ground and the long, hard pulls. Certified ratings prove that these Chevrolet trucks provide *more net horse-power*—power delivered at the clutch—than any of the five other leading standard equipped conventional trucks in this weight class, 13,000 to 16,000 lbs. G.V.W.* With this extra get-up-and-go, Chevrolet trucks serve you better . . . and cut your costs, too.

*Net Horse Power

You save time on the road, money on operations, and—with Chevrolet's built-for-the-load construction—spend less on maintenance. That all adds up to low cost per ton mile—on every mile of every job! It's one of the many reasons why Chevrolet trucks are the nation's biggest truck values, and the choice of more truck operators than any other make. But get the rest of the reasons for Chevrolet truck popularity before you buy any truck. See your Chevrolet dealer.

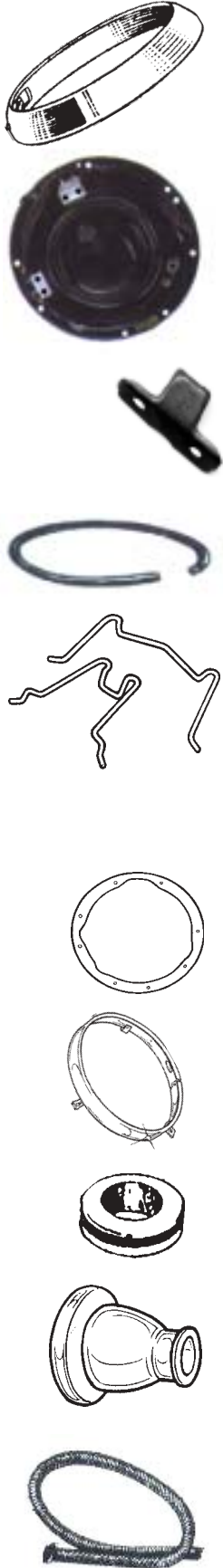


ADVANCE-DESIGN TRUCKS

CHEVROLET MOTOR DIVISION, GENERAL MOTORS CORPORATION
 DETROIT 2, MICHIGAN

LIGHTING

5% Off online orders



HEADLIGHTS

- **Headlight Ring or Door**
Part No. Description
 LG102 1947-55 Stainless steel each 12.50
- **Headlight Bucket**
 Includes seal beam bulb adjusting spring, wiring pigtail, and ring securing clip.
Part No. Description
 LGL102 1947-55 each 34.50
- **Headlight Ring Securing Clip**
Part No. Description
 LG605 1947-57 Fits on bottom of headlight bucket each 4.50
- **Headlight Ring Rubber Seals**
 Wire reinforced. Fits inside headlight bezel or ring.
Part No. Description
 LG161 1941-57 pair 5.95
- **Headlight Ring Rubber Seal Retaining Wire Clips**
Part No. Description
 LG203 1941-55 1st (per truck) set 4.50
- **Fastener Kit, Headlight Bucket to Fender**
 Consists of 16 "J" clips and correct clutch head screws for one truck.
Part No. Description
 FP166 1941-57 set 7.95
- **Headlight Bucket to Fender Gaskets**
Part No. Description
 LG205 1947-57 pair 3.95
- **Headlight Sealed Beam Retainer Ring**
Part No. Description
 LG104 1941-57 Stainless steel each 9.50
- **Headlight Wiring Loom Grommets**
Part No. Description
 LG106 1941-55 1st Fits in inner fender pair 2.10
- **Headlight Bucket Wiring Loom Rubber Plugs**
 Fits around LG112 wiring loom.
Part No. Description
 LG226 1941-57 pair 3.50
- **Headlight Wiring Loom**
 Black fabric loom to protect wiring that extends from headlight bucket to inner fender terminal block. Exact as original. Sold per foot.
Part No. Description
 LG112 Headlight wiring loom foot 1.35

LIGHTING

5% Off online orders

Headlights (continued)



• **Headlight Sealed Beam Socket**

Headlight plug and wires that attach to seal beam bulbs with 3 prongs.

Part No.	Description		
LG293	Headlight sealed beam socket	each	1.95



• **Headlight Adjusting Nut and Screws**

Part No.	Description		
LGH303	1941-57 Set of 4	set	9.95



• **Headlight Adjusting Spring**

The small coil springs that connects the headlight bucket to sealed beam retainer ring.

Part No.	Description		
LGH469	1947-59	each	3.75



PARKLIGHTS

• **Parklight Assembly**

Part No.	Description		
LGP215	1947-53 Chevrolet	pair	49.95

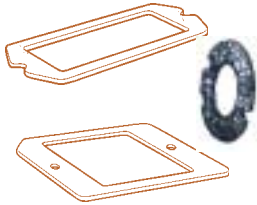
• **Parklight Lenses**

Part No.	Description		
LG219	1947-53 Chevrolet, clear glass	each	5.65
LGL607	1947-50 GMC, clear glass, 2-3/8" diameter	each	18.00
LG215	Mid 1951-53 GMC, clear glass, 2-3/4" diameter	each	23.60
LG222	1954-55 Chevrolet and GMC, clear plastic, as original	pair	16.95
LG221	1954-55 Chevrolet and GMC, amber plastic	pair	16.95



• **Parklight Lens Gaskets**

Part No.	Description		
LG220	1947-53 Chevrolet	pair	2.75
LG212	1947-50 GMC 2-3/8" diameter	pair	3.40
LG216	1951-53 GMC 2-3/4" diameter	pair	3.40
LG223	1954-55 Chevrolet and GMC	pair	2.75



• **Parklight Chrome Rings, Frames, and Housings**

Part No.	Description		
LG121	1947-53 Chevrolet, chrome frame around lens, plus chrome oval screws	each	11.05
LG164	1954-55 Chevrolet and GMC, new die cast and chromed parklight housing	each	22.60



• **Parklight Housing Gaskets**

Part No.	Description		
LG214	1947-50 GMC, housing to fender gaskets	pair	4.55
LG217	1951-53 GMC, housing to fender gaskets	pair	4.55

LIGHTING



5% Off online orders



• Double Contact Light Socket

Fits your 1154 six volt or 1157 twelve volt bulb. Universal style double contact light socket requires a 3/4" mounting hole. Will fit anywhere the mounting holes can be drilled.

Part No. Description

LG284 Fits 3/4" mounting hole each 4.00

TAILLIGHTS

• Complete Stop and Taillights for Stepside Pickups

Beautiful reproductions. Taillights are complete with wiring, sockets, housing, chrome ring, and lens less mounting bracket and fabric loom tube. Unless specified chrome, taillights are black with chrome ring as original.

Note: On the 1940-53 type taillights, a glass lens was used through 1948, however, the plastic lens gives a brighter light. After 1948 all lenses were plastic.

Part No. Description

LG154L 1940-53 Left, with red glass lens and license lens each 19.75

LG154R 1940-53 Right, with red glass lens only.
No license lens as original each 19.75

LG154LC 1940-53 Left, all chrome with red glass lens
and license lens each 21.90

LG154RC 1940-53 Right, all chrome with red glass lens only.
No license lens each 21.90

LG152L 1940-53 Left, with red plastic lens and license lens each 19.75

LG152R 1940-53 Right, with red plastic lens only.
No license lens each 19.75

LG155L 1940-53 Left, with red glass lens with blue dot and
license lens each 27.50

LG155R 1940-53 Right, with red glass lens with blue dot.
No license lens each 27.50

LG195L 1940-53 Left, with red plastic lens with blue dot
and license lens each 27.50

LG195R 1940-53 Right, with red plastic lens with blue dot.
No license lens each 27.50

LG157 1954-55 With red plastic lens (round 5") each 33.90

LG165 1954-55 Includes red plastic lens with blue dot each 38.45

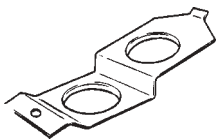

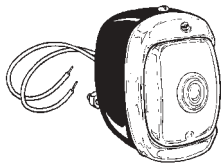
Note: The blue dot is a non-GM option popular if you want a more custom appearance.

• Taillight Bulb Changeover

The 1940-53 reproduction taillights produced during the past fifteen years are not designed to hold the original large 21 candle power stoplight bulb! We have created a bracket for inside your taillight bucket which eliminates the small three candle power bulb and allows the adding of the large 21cp bulb as was original. With this changeover, your stoplight will be seen easier and at a greater distance. Get the most out of your original style taillights and lessen accident potential. (Not included with LG152, LG154, LG155, or LG195.)

Part No. Description

LG290 1940-53 each 7.45



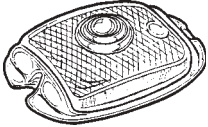
LIGHTING

5% Off online orders

STEPSIDE TAILLIGHT ITEMS

• Taillight Lenses

Part No.	Description		
LG1331	1940-53 Red glass lens.....	each	5.65
LG132	1940-53 Red plastic lens (a quality copy of LG1331)	each	5.10
LG134	1940-53 Red glass lens, with blue dot.....	each	14.15
LG196	1940-53 Red plastic lens, with blue dot.....	each	14.15
LG140	1954-55 Red plastic lens, round	each	6.25
LG141	1954-55 Red plastic lens, with blue dot, round	each	10.75



• Taillight Bezels or Doors

Part No.	Description		
LG156	1940-53 Chrome rectangular	each	9.00
LG320	1940-53 Stainless rectangular	each	14.00
LG281	1954-55 Stainless, round.....	each	5.65



• Taillight Lens Gaskets

Part No.	Description		
LG135	1940-53, rectangular.....	each	1.15
LG159	1954-55, round	each	1.15



• Taillight License Lens

Part No.	Description		
LG137	1940-53 Clear.....	each	6.80



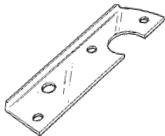
• Taillight License Lens Gaskets

Part No.	Description		
LG138	1940-53.....	each	1.90
LG139	1954-66.....	each	1.50



• Taillight Brackets

Part No.	Description		
LG145B	1947-53 Left, black, includes license bracket	each	9.00
LG147B	1947-53 Right, black	each	8.00
LG145C	1947-53 Left, chrome, includes license bracket	each	12.50
LG147C	1947-53 Right, chrome	each	11.50
LG149	1954-55 Left, black.....	each	7.50
LG163	1954-55 Right, black	each	7.50
LG405C	1954-55 Left, chrome	each	9.00
LG406C	1954-55 Right, chrome	each	9.00



• Taillight Brackets, Custom

For those that want a taillight bracket that is very different. The factory light remains in the correct position. A definite eye-catcher at any show. Brushed stainless with included attaching screws, taillight acorn nuts, and gaskets. A beautiful extra for that special truck!

Part No.	Description		
LGL204L	1940-53, Left	each	42.50
LGL204R	1940-53, Right	each	42.50



LIGHTING

5% Off online orders



• Taillight Wiring Loom - Black

Protects wiring and extends from inside light bucket to rear of bed.

Part No. Description

LG160 1934-53 Fabric as original foot 1.15

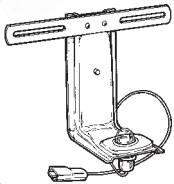


• Taillight Wire Conduit, Stainless

A dress-up item for taillight wire protection, 18" long. Plus polished ends.

Part No. Description

LGL100 1934-53 each 3.75



• License Plate Bracket and Lamp Assembly

Attaches to center of rear cross sill as original.

Part No. Description

LG283 1954-59 Stepside each 34.50



• Taillight Wiring Loom Grommets

Fits in truck frame hole near taillight to protect wiring.

Part No. Description

LG1061 1940-72 pair 2.65

PANEL TRUCK AND SUBURBAN TAILLIGHT ITEMS

• Taillights - Accessory

Finally, in stock! These GM accessories are for turn signals and extra brake lighting. Complete with mounting template, wiring, chrome bezel, and primed bracket. Show quality.

Part No. Description

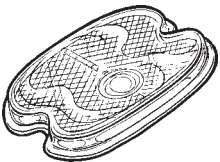
LGL203 1947-55 panel and suburban pair 175.00



• Taillight Lenses

Part No. Description

LG129 1934-55 Suburban and Canopy Express with tailgate.
Round red glass lens 4-1/2" diameter each 16.50
LG130 1947-55 Panel body style. Oval red lens on door each 10.20
LG131 1947-55 Panel body style. Oval red lens with blue dot each 15.00
LG400 1947-55 Panel and Suburban. Fits optional bullet style
turn signal light assemblies, round 1-5/8" diameter pair 18.10



• Taillight Lens Oval Ring, Chrome

Part No. Description

LG194 1947-55 Panel truck with double rear door.
Oval (for LG130 and LG131) each 11.75



• Taillight Lens Gasket

Part No. Description

LG168 1947-55 Panel truck with double rear door.
Oval (for LG130 and LG131) each 1.25



• Dome Light AND RELATED ITEMS

• Dome Light Assemblies

Part No. Description

LGD147 1947-55 painted each 34.95
LGD148 1947-55 chrome each 39.95



LIGHTING

5% Off online orders

DOME LIGHT AND RELATED ITEMS (continued)



• Dome Light Lens Gasket

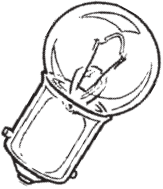
Part No.	Description		
LG191	1947-55	each	1.70

• Dome Light Lens

Part No.	Description		
USLG294	1947-53 Used glass with its metal frame. (Will also fit 1954-55.)	each	17.00

LIGHT BULBS, SIX VOLT

Proper 6 volt bulbs to replace originals.



• Stop Light Bulb

Part No.	Description		
LG172	21 candle power, as original	each	1.70
LG1721	32 candle power, same as LG172 but more lighting	each	1.85

• Park and Taillight Bulb

Part No.	Description		
LG173	3 candle power, clear	each	1.25
LGB299	6 candle power, single filament, amber	each	2.85



• Dash Bulb

Part No.	Description		
LG174	2 candle power	each	1.25

• High Beam Indicator, Ignition Switch, and Glovebox Light Bulb

Part No.	Description		
LG179	1 candle power	each	1.25



• Dome Light Bulb

Part No.	Description		
LG188	1947-53 15 candle power, for lights with glass lens	each	1.15
LG189	1954-55 6 candle power, for lights with plastic lens	each	1.15

• Turn Signal Stoplight Bulb

Special double filament for use with add-on directional signals. Eliminates need for a separate park light assembly. Also fits original taillights, etc.

Part No.	Description		
LG175	3 and 21 candle power, clear (front or rear)	each	2.00
LGB298	3 and 21 candle power, amber (front only)	each	3.15



• Headlight Bulb, Original

Part No.	Description		
LG184	1940-55 1st Seal beam	each	13.60

LIGHT BULBS, TWELVE VOLT

• Dash Bulb

Part No.	Description		
LG288	1940-55 1st 2 candle power	each	1.45



LIGHTING

5% Off online orders

NEW



LIGHT BULBS, TWELVE VOLT (continued)

• Headlight Halogen Replacement Light Assembly

This new high-tech headlight assembly looks very close to the original seal beam, however deep inside is a common H-4 halogen bulb. An easy replacement that even connects your original headlight socket. 12 volt only.

Part No.	Description		
LGB130	 pair	39.50

• Headlight Bulb

Part No.	Description		
LGB120	1940-72 seal beam each	6.00

• High Beam Indicator, Ignition Switch, and Glovebox


Part No.	Description		
LG289	1 candle power each	1.45

• Dome Light Bulb

Part No.	Description		
LG190	1947-53 15 candle power each	1.50


• Parklight, Taillight, and Brake Light

Part No.	Description		
LG285	3 to 32 candle power (double filament) each	.85
LGL600	3 to 32 candle power (double filament) amber each	.95



New Advance-Design
GMC Trucks
with the Cab that "Breathes"

Go by the Plain Hard Facts ...and SAVE!



(Continuation of standard equipment and trim illustrated is dependent on availability of material.)

They show why a Chevrolet truck costs less to own and operate

Just about two and a half million users of Chevrolet trucks are proving this fact every day: You can't buy a better truck to save your money.

You save when you buy. You save on operation and upkeep. You save on getting the job done fast and right. You save when you trade.

And along with these savings, you get a rugged dependable truck that's a real satisfaction to drive. Good

and comfortable cabs, Flexi-Mounted for extra quietness and long life. Seats with double-deck springs that a man can live with. Ball-Gear steering to take the arm-ache out of driving. Synchro-Mesh transmission for fast, safe downshifts on grades.

See your Chevrolet dealer and talk over your farm truck needs. . . . Chevrolet Division of General Motors, Detroit 2, Michigan.

MORE CHEVROLET TRUCKS IN USE THAN ANY OTHER MAKE!

Fact No. 1

Saves you money on purchase

Get yourself the price on a Chevrolet truck that's the right size, type and capacity for your work. You'll find it has a lower list price than any other make of truck of similar size and capacity. Here's an immediate, cash saving that Chevrolet offers.

Fact No. 3

Gives you the right truck for the job

You buy a truck to get a job done. Chevrolet trucks are factory matched to the job—tires, axles, frame, springs, engine, transmission, brakes. It's the Chevrolet idea to provide you with as much truck as you need: Not "too much truck," not "too little truck"—just right.

Fact No. 2

Cuts operating costs

A Chevrolet truck works for rock-bottom "wages." It brings you the proved economy of Valve-in-Head engine, with extra-rugged truck features: Hypoid rear axle, deep channel-type frame, Ball-Gear Steering, Synchro-Mesh Transmission, Flexi-Mounted cab.

Fact No. 4

Saves money through lower depreciation

Chevrolet trucks traditionally bring more money on the used truck market—and that can mean more money for you when you trade or sell. Add the savings of low first cost, low operating cost. You'll see why more truck users choose Chevrolet than any other make.

5% Off online orders



SHOP MANUALS

Exact reprints of the original factory shop manuals in full size. A must if you are restoring or just driving your truck. One of our best selling items.

• Chevrolet

Part No.	Description		
LI104	1948-51 With 52 supplement (also 1953)	each	25.45
LI105	1954-55	each	25.45
LI106	1955 1st Series supplement (addition to the 1954 manual)	each	5.75

• GMC

Part No.	Description		
LI111	1947-54	each	31.10
LI112	1955-59	each	31.10

ACCESSORY LISTINGS

These are a great help to identify NOS accessory parts for your year and model at swap meets. These numbers are not listed in most other books and cover all passenger cars and trucks models. Chevrolet only, but similar to GMC.

Part No.	Description		
LI500	1947	each	2.50
LI504	1948	each	2.50
LI505	1949	each	2.50
LI506	1950	each	2.50
LI507	1951	each	2.50
LI516	1952	each	2.50
LI513	1953	each	2.50
LI514	1954	each	2.50

ACCESSORY INSTALLATION MANUALS

Most average 200 pages in length and are printed full size. Detailed illustrations show all accessories and explain how they are installed. Great for installing used accessories from other trucks.

Part No.	Description		
LI114	1949	each	16.95
LI130	1950	each	11.30
LI140	1951	each	11.30
LI144	1952	each	11.30
LI131	1953	each	11.30
LI115	1954	each	16.95

FACTORY ASSEMBLY MANUAL

A Chevrolet reprint explaining sheet metal, body, and some mechanical assembly on new trucks. A must for an authentic restoration. Also good for GMC owners.

Part No.	Description		
LI121	1947-54	each	33.35

LITERATURE



5% Off online orders

OWNER'S MANUALS

Exactly as original. Explains operations, controls, maintenance, tire pressure, weights, load capacities, etc. Every truck had one of these in the glovebox when new. An item to always have with your truck.

• Chevrolet

Part No.	Description		
LI443	1947	each	7.50
LI444	1948	each	7.50
LI456	1949	each	7.50
LI445	1950	each	7.50
LI446	1951	each	7.50
LI447	1952	each	7.50
LI448	1953	each	7.50
LI449	1954	each	7.50
LI450	1955 1st Series	each	7.50

• GMC

Part No.	Description		
LI416	1947-48	each	9.65
LI417	1949	each	7.50
LI418	1950	each	7.50
LI419	1951	each	7.50
LI420	1952	each	7.50
LI421	1953	each	7.50
LI425	1954	each	7.50
LI422	1955 1st Series	each	7.50

SALES BROCHURES

Four color folder. Exact reprint of dealer's advertising foldout. Beautiful folders and foldouts to 19" x 27".

• Light Duty Chevrolet Trucks

Part No.	Description		
LI177	1947 Late body style	each	6.80
LI152	1948	each	6.80
LI178	1949	each	6.80
LI153	1950	each	6.80
LI179	1952	each	6.80
LI154	1953	each	6.80
LI147	1954	each	6.80
LI155	1955 1st Series	each	6.80

GMC TRUCKS

5% Off online orders

SALESMAN'S TRUCK DATA BOOKS



• 1947- 53

Excellent reprint of the book assigned to all Chevrolet truck sales people. Gives pictures, options, and detailed technical data. This 258 page booklet is 1949, but relates well to all 1947-53 GM trucks. Includes ring binding, cover, and 2 color printed pages. Dimensions 5"x7-1/4".

Part No. Description

LI141 1949 Chevrolet each 25.50



• 1954

Excellent reprint of the 304 page book assigned to all Chevrolet truck sales people. Gives pictures, options, and detailed technical data. A must for the perfectionist.

Part No. Description

LI180 1954 Chevrolet each 25.00

VIDEO TAPES

• Video Tape of Eight Original Chevrolet Promotional Films

Produced by the Chevrolet Division during the late 1940's and 1950's. Gives in depth descriptions and action of these trucks when new. Shows testing, advertising, technical data, etc. Includes original sound track. At the conclusion we are including three extra film strips showing the same type promotions for Dodge and Studebaker trucks. Very educational.

Part No. Description

LI168 8 original Chevrolet promotional films each 35.00

• Video Tape of Three Original Chevrolet Promotional Films

Three of the better black and white sound films used to help sell new Chevrolet trucks in the late 1940's and early 1950's. Titles include "It's Your Money", "Transportation Unlimited", and "The Most Important Connection". Total time approximately 32 minutes. Included in LI168.

Part No. Description

LIV195 3 original Chevrolet promotional films each 28.25

MISCELLANEOUS MANUALS

• Catalog, Chevrolet Master Parts

This large 700 page reference book is a must for the perfectionist. It is an excellent guide for restorers of Chevrolets. Shows factory part numbers, parts interchange, diagrams, original prices, etc. Master Parts Catalogs were originally printed about every six months. This book originally issued April 1, 1950 but also relates well for 1947-55.

Part No. Description

LI120 1929-50 each 49.00

• Servicing Chevrolet Truck Cabs

Describes and pictures the many service techniques of parts on the 1947-51 cabs. Includes door latches, hinges, window regulators, door remotes, handles, wiper installations, etc.

Part No. Description

LI540 1947-51 each 6.50



LITERATURE



5% Off online orders

MANUALS, MISCELLANEOUS (continued)

• Chevrolet Radio Service and Shop Manual

Detailed factory booklet on the car and truck radio. 50 pages of fine detail. Exact copy of the 1950 Chevrolet manual. Excellent for the 1947 to 1953 radio owner.

Part No.	Description	Price
LI129	1950 Chevrolet	each 9.75

• Radio Installation Instruction Pamphlet

Furnished with all new GM radios installed by the dealer. Exact copy.

Part No.	Description	Price
LI169	1947-53 Chevrolet.....	each 2.30
LI127	1954-55 Chevrolet.....	each 2.30

• Bed Assembly Pamphlet

Manual giving details on assembling a GM factory stepside pickup bed from the ground up. Detailed descriptions, trivia, and sketches for the perfectionist.

Part No.	Description	Price
LIP123	GM Factory Stepside.....	each 3.95

• Dealer's Specification, Data, and Information Pamphlet

A very informative booklet telling and showing the dealers about the newly introduced "Advance-design" Chevrolet trucks for 1947. Much technical data for the perfectionist restoring a 1947-55 1st Chevrolet or GMC.

Part No.	Description	Price
LI126	1947-55 1st Chevrolet and GMC.....	each 3.40

• Paint Sheets

Lists the names and years of the various colors which were available from 1936 to 1966.

Part No.	Description	Price
LI124	1936-66 Chevrolet.....	each .15
LI142	1936-66 GMC	each .15

• Treasury of American Trucks




You can own a treasury of information on light duty American trucks. This large book puts a whole world of light trucks at your fingertips. Over 780 pages of useful facts, photos, and truck market values. Most all makes from 1900 to 1986.

Part No.	Description	Price
LI138	American Trucks	each 31.50

• Pin Striping Sheet

Gives pin striping details on trucks between 1939-55 1st. Sketches and technical data for the perfectionist. Included in PT603 pin stripe kits.

Part No.	Description	Price
LI158	Pin Striping Sheet.....	each 1.25



LITERATURE



5% Off online orders

MANUALS, MISCELLANEOUS (continued)

• Transmission Overhaul Manual - 3-Speed

An exact reprint of the original GM booklet showing step by step procedures on the disassembly and rebuilding of the 3-speed transmission GM trucks and Chevrolet cars.

Part No. Description

LI159 1948-54 each 6.80

• Rear Axle Overhaul Manual- 1/2 Ton

A General Motors reprint detailing the rebuilding of a closed driveshaft differential assembly.

Part No. Description

LI160 1941-54 1/2 ton each 6.80

• Mechanic's Study Guide Booklet

Available in the mid 1940's to Chevrolet mechanics. These 69 pages helped in preparing for the GM shop test. Hundreds of specialized questions with answers.

Part No. Description

LI161 Chevrolet each 6.25

• "The Official 12 Volt Conversion Guide"

A step by step, 20 page guide to everything you need to know about changing a 6 volt electrical system to 12 volts.

Part No. Description

LIP612 each 10.00

• GMC News Paper

A 4-page color advertising announcement in newspaper form but on heavier paper. Given out by GMC dealerships in 1954 explaining the many features of the 1954 GMC and how it is far ahead of the competition. Very informative!

Part No. Description

LI186 1954 GMC each 6.95

• GMC - The First 100 Years

This very detailed full color 192 page hard back book is the finest on GMC history ever printed. The author, John Gunnell, nicely follows the history of the GMC from 1911 through 2002. Included are trucks, buses, military vehicles, taxi's, motor homes, and special interest vehicles. Large 11 x 11 size with hundreds of full-color and black and white photos including rare images from the GM archives, original GMC advertisements, and pictures from current GMC truck owners. This large book is a must for any GM truck enthusiast!

Part No. Description



LI572 GMC each 29.95

• Booklet of GM Truck Illustrations

We have available, a collection of professional line illustrations of General Motors Trucks, between 1929-1972 by artist Bryant J. Stewart. The booklet includes thirteen pages of individual line drawings in print form on heavy paper and ring bound. It is a great addition for the GM Truck enthusiast. Bryant's works are shown on various pages throughout this catalog.

Part No. Description

LI531 Pen and ink drawings each 26.00



LITERATURE



5% Off online orders

MANUALS, MISCELLANEOUS (continued)

• Service Bulletins

We now stock "exact" copies of the original monthly Chevrolet Service Bulletins that were issued to all dealers. These pamphlets discuss problem areas on new trucks and cars that may need attention by the dealership. Very informative! These are priced much less than most rare shopworn originals. Sold in calendar years only. (Remember, the last months of each year often feature many of the next year's vehicles.)

Part No.	Description	Price
LI556	1947 12 issues per set	set 16.00
LI557	1948 12 issues per set	set 16.00
LI558	1949 12 issues per set	set 16.00
LI559	1950 12 issues per set	set 16.00
LI560	1951 12 issues per set	set 16.00
LI561	1952 12 issues per set	set 16.00
LI562	1953 12 issues per set	set 16.00
LI563	1954 12 issues per set	set 16.00
LI564	1955 12 issues per set	set 16.00

• Chevrolet and GMC Speed Manual

A reprint of Bill Fisher's (California Bill) original edition of the 1954 speed manual. Details how the GM inline six was built for performance in the 1950's. Covers Chevrolet 216 and 235 plus GMC 228, 248, 270, and 302 engines. This is how they did it 40 years ago!

Part No.	Description	Price
LI200	each 15.50

• Chevrolet and GMC - How To Paint Your Car

Author Pat Ganahl unveils dozens of secrets that will help anyone paint their own car. From simple jobs to full-on, door jambs and everything paint jobs. Ganahl covers everything you need to know to get a great looking coat of paint on your car.

Part No.	Description	Price
LI202	128 page color 8 1/2" x 11"	each 39.95




• Rebuilding The Small Block Chevy

One of the best books on rebuilding the 265, 283, 327, and 350 small block V-8. Includes 650 photos and a two hour DVD to make your rebuilding a success.

Shows performance upgrades, engine removal and instillation, how to avoid costly mistakes, tips from master mechanics, selecting the correct parts, and getting quality machine work.

A must if you will be restoring a small block Chevy. The detailed 150 pages will simplify your job and make communication with your mechanic much easier.

Part No.	Description	Price
LI574	each 19.95



MECHANICAL

5% Off online orders

AIR CONDITIONING - NOW AVAILABLE (12 VOLT ONLY)

We now have custom systems designed just for the 1947-53 Chevrolet and GMC trucks. If you've wondered how to add this accessory and still keep a nice appearing dash, this system is for you. It even includes a high efficiency heater for winter driving! We provide the inside cab components only OR the complete system (less refrigerant) including the under hood compressor and mounting brackets, condenser, A/C hose kit, etc. **See page in MECHANICAL section for additional data.**

When ordering, we must know the following:

1. If you need a complete kit, are you using an original type 6 cylinder or Chevrolet small block V-8?
2. Is the length of your small block V-8 water pump 5-5/8" or 7"?
3. Is your refrigerant preference R-12 or the newer EPA approved R134-A?
4. Under dash or hidden behind speaker grille kit?
5. Is the alternator on the driver or passenger side of your small block V-8?

• Air Conditioning Kits, Inside Cab

Includes plenum, A/C, heater, defroster combo, under dash lines, and switches.

Part No.	Description		
MEA050	Under dash unit	kit	465.00
MEA051	Speaker grille hidden unit	kit	465.00

• Complete Air Conditioning Systems

Less refrigerant.

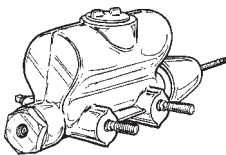
Part No.	Description		
MEA063	6 cylinder with under dash unit	kit	948.00
MEA062	6 cylinder with speaker grille hidden unit	kit	948.00
MEA065	Small block V8 with under dash unit	kit	948.00
MEA064	Small block V8 with speaker grille hidden unit	kit	948.00

BRAKE PARTS

• Master Cylinders - New

Not remanufactured. No core charge. Includes rubber boot.

Part No.	Description		
ME164	1936-47 Chevrolet only 3/4, 1, 1-1/2, and 2 ton (1-1/4" diameter)	each	142.00
ME162	1947-50 1/2 ton (1" diameter)	each	79.50
ME163	1951 1/2 ton (1-1/8" diameter)	each	79.50
ME165	1952-55 1/2 ton and 1953-55 3/4 and 1 ton (1-1/8" diameter)	each	74.50
ME166	1948-51 3/4 ton, 1948-52 1 ton, and 1947-55 1st 1-1/2, 2, and 2-1/2 ton (1-1/4" diameter)	each	99.50
ME313	1952 3/4 ton (1-1/4" diameter)	each	84.75



5% Off online orders

BRAKE PARTS (continued)

• **Master Cylinder Repair Kits**

Part No.	Description		
ME169	1936-50 1/2 ton (1" bore)	kit	13.00
ME319	1937-52 3/4 ton, 1938-52 1 ton, 1936-59 1-1/2 ton, and 1947-59 2 ton (1-1/4" bore)	kit	16.95
ME315	1951-59 1/2 ton and 1953-59 3/4 and 1 ton (1-1/8" bore)	kit	14.70

• **Master Cylinder Filler Caps**

Part No.	Description		
ME178	1947-59 1-1/4" thread diameter	each	6.80

• **Master Cylinder Boot**

Part No.	Description		
ME103	1947-59	each	4.75

• **Hydrovac Power Brake Unit - Rebuilt**

Plus core charge. **Exchange only.** (Please keep your brackets and fittings.)

Part No.	Description		
REME121	1947-55 Totally cleaned, painted, and rebuilt. As used on larger GM trucks (frame mounted).....	each	275.00
ME122	Core charge for REME121	core	175.00

• **Wheel Cylinders, New - Front**

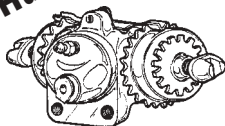
Part No.	Description		
ME130	1938-50 1/2 ton, 1937-52 3/4 ton, 1937-42 1 ton, 1936-50 1-1/2 ton, and 1947-50 2 ton, left or right (1-1/4" diameter)	each	33.50
ME132	1951-59 1/2 ton, left (1-1/8" diameter)	each	28.25
ME321	1951-59 1/2 ton, right (1-1/8" diameter)	each	28.25
ME330	1953-59 3/4 and 1 ton, left or right (1-1/8" diameter)	each	35.00
ME131	1946-52 1 ton, left or right (1-3/8" diameter)	each	49.50
MEB613	1953-54 1-1/2 ton and 1951-Early 54 2 ton, left or right (1" diameter)	each	45.00

• **Wheel Cylinders, New - Rear**

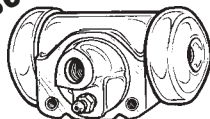
Part No.	Description		
ME322	1936-50 1/2 ton, left or right (1-3/16" diameter)	each	33.50
ME323	1951-55 1/2 ton, left or right (1" diameter)	each	28.25
ME131	1946-52 3/4 ton, left or right (1-3/8" diameter)	each	49.50
ME330	1953-59 3/4 ton, left or right (1-1/8" diameter)	each	35.00
MEW326	1936-50 1 1/2 and 2 ton, left or right, (1-1/2" diameter)	each	79.00
ME773	1946-52 1 ton, left or right (1-3/8" diameter)	each	56.95
MEB609	1951-Early 53 1-1/2 and 2 ton, left or right, front of rear (1-1/2" diameter)	each	92.00
MEB610	1951-Early 53 1-1/2 and 2 ton, left or right, rear of rear (1-1/2" diameter)	each	92.00
MEB612	Late 53-59 1-1/2 and 2 ton, left or right, front of rear (1-1/2" diameter)	each	65.00
MEB611	Late 53-59 1-1/2 and 2 ton, left or right, rear of rear (1-1/2" diameter)	each	65.00




Huck



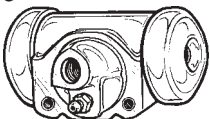
Bendix



Huck



Bendix



MECHANICAL

5% Off online orders

BRAKE PARTS (continued)

• Wheel Cylinder Repair Kits

Part No.	Description	
ME134	1936-50 1/2 ton and 1936-52 3/4, 1, 1-1/2, and 2 ton front (1-1/4" bore).....	kit 14.00
ME335	1936-50 1/2 ton rear, with 11" brakes (1-3/16" bore)	kit 14.00
ME336	1951-70 1/2 ton front and 1953-70 3/4 ton front or rear (1-1/8" bore)	kit 5.50
ME337	1951-72 1/2 ton rear (1" bore)	kit 5.50
ME338	1946-52 3/4 and 1 ton rear and 1946-52 1 ton front (1-3/8" bore)	kit 15.00
ME935	1936-50 1-1/2 and 2 ton rear (1-1/2" bore)	kit 15.00
MEB600	1951-62 1-1/2 and 1951-65 2 ton rear (1-1/2" bore) also includes pistons	kit 23.85

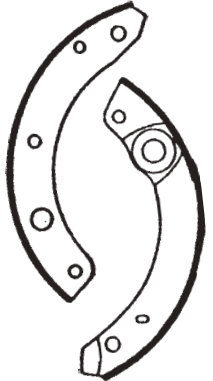


• Wheel Cylinder Bleeder Screws

Part No.	Description	
ME135	Steel, as original	each 1.60
ME339	Stainless steel, will never rust	each 3.60

• Brake Shoes with New Linings

We stock a complete line of the older style Huck brake shoes used on 1936-50 1/2 ton and 1936-52 larger trucks, as well as, the later Bendix style shoes. If you have a larger truck measure the shoes to be sure of the correct size you need. Measurements below relate to width and length of shoe facing. Plus core charge.



Part No.	Description	
ME138	1-3/4" x 11" 1936-50 1/2 ton front and rear plus 1936-52 3/4 ton fronts (plus core charge)	set 39.75
ME1431	2" x 12" 1946-52 3/4 ton rear and 1946-52 1 ton front (plus core charge)	set 84.75
ME513	2" x 14" 1946-52 1 ton rear and 1946-52 1 1/2 ton front (plus core charge)	set 96.05
ME1331	2" 1951-64 1/2 ton front (no core charge)	set 39.75
ME413	1-3/4" 1951-59 1/2 ton rear (no core charge)	set 39.75
ME2981	2" 1953-59 3/4 ton front or rear (no core charge)	set 45.20
ME2982	2" 1953-59 1 ton front (plus core charge)	set 45.20
ME418	2-1/2" 1953-59 1 ton rear (plus core charge)	set 62.15
MEB514	2-1/2" x 14" 1952 and older (plus core charge)	set 84.75
MEB515	3" x 16" 1952 and older (plus core charge)	set 84.75

• Brake Shoe Core Charges

Part No.	Description	
ME140	Core charge for ME138, ME1331, and ME413	core 10.00
ME144	Core charge for ME1431, ME513, and MEB514	core 75.00
ME299	Core charge for ME2981, ME2982, and ME418	core 20.00
MEC516	Core charge for MEB515	core 100.00

5% Off online orders


BRAKE PARTS (continued)

• **Brake Hoses - Front**

Two required per truck.

Part No. Description

ME136	1938-50 1/2 ton		
	1946-55 1st 3/4 and 1 ton		
	1951-55 1st 1-1/2 ton		
	1947-55 1st 2 ton	each	12.95
MEB138	1951-59 1/2 ton	each	14.95



• **Brake Hoses - Rear**

One required per truck.

Part No. Description

ME136	1938-56 1/2 ton		
	1946-59 3/4 and 1 ton		
	1951-59 1-1/2 ton		
	1947-57 2 ton	each	12.95

• **Brake Hose Securing Clip**

Part No. Description

MEB100	each	.50
--------	-------	------	-----

• **Brake Lines**

Formed and flared with fittings. 100% authentic in application and appearance. These are complete metal line kits from master cylinder to wheel cylinder. Chevrolet and GMC 1/2 ton short bed.

Part No. Description

MEE228	1947-49 OE steel, 7 piece set all 1/4" diameter	set	145.00
MEE227	1947-49 Stainless, 7 piece set all 1/4" diameter	set	170.00
MEE230	1950 OE steel, 7 piece set all 1/4" diameter	set	145.00
MEE229	1950 Stainless, 7 piece set all 1/4" diameter	set	170.00
MEE232	1951 OE steel, 7 piece set 3/16" rear axle lines	set	145.00
MEE231	1951 Stainless, 7 piece set 3/16" rear axle lines	set	170.00
MEE234	1952 OE steel, 6 piece set 3/16" rear axle lines	set	145.00
MEE233	1952 Stainless, 6 piece set 3/16" rear axle lines	set	170.00
MEE236	1953 OE steel, 6 piece set all 1/4" diameter	set	145.00
MEE235	1953 Stainless, 6 piece set all 1/4" diameter	set	170.00
MEE238	1954 OE steel, 6 piece set all 1/4" diameter	set	145.00
MEE237	1954 Stainless, 6 piece set al l1/4" diameter	set	170.00

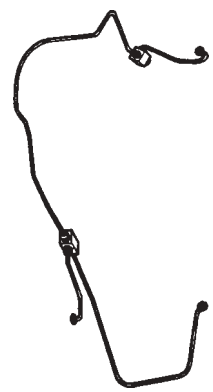
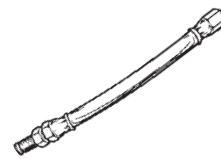
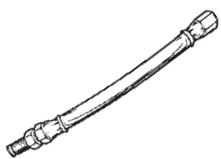
NOTE: The 1950 and older, 1/2 ton pickups (Huck brakes) use all 1/4" brake lines. With the change to Bendix brakes in 1951 the rear axle line diameter was reduced to 3/16" however in 1953 most all 1/2 tons returned to being 1/4" diameter throughout.

• **Brake Pedal Return Spring**

A long "C" shaped wire and coil spring make up this pair. Originals are often rusted beyond use.

Part No. Description

MEB113	1947-55	pair	12.50
--------	---------------	------	-------



MECHANICAL

5% Off online orders



BRAKE PARTS (continued)

Division Blocks

We now stock the more in demand brass blocks used on your early GM truck brake system. These are usually found where metal brake lines changed diameters or connected to rear wheel cylinders.



• **Brake Line Division Blocks**

Attaches to right rear axle housing where rubber brake hose meets two metal lines.

Part No. Description

MEE249	1936-50 all and 1951-65 3/4 thru 2 ton (for 1/4" lines).....	each	19.50
MEE248	1951-66 1/2 ton (for 3/6" lines)	each	19.50



• **Frame Rail Divider Block With Retaining Nut**

This brake line "T" attaches to right frame rail. Receives master cylinder line and divides it to front and rear wheel cylinders. Includes retaining nut.

Part No. Description

MEE247	1947-50 All, 1951-57 3/4, 1, 1 1/2 and 2 ton	each	23.00
--------	----------------------------------------------------	------	-------



• **Rear Wheel Cylinder Block**

Fits between rear wheel cylinder and axle brake line. Two per truck. Use your original securing hollow bolt that transfers brake fluid from line to wheel cylinder.

Part No. Description

MEE246	1936-50 All and 1951-55 3/4 thru 2 ton		
	1960-63 3/4 and 1 ton	each	18.00
MEE245	1951-55 1/2 ton (inlet 3/8 x 24)	each	18.00



• **Wheel Cylinder Block Attaching Bolt, (Beside rear backing plate.)**

Part No. Description

MEE244	1936-50 All (Hollow bolt plus 2 washers for MEE246)	each	2.75
--------	-----------------------------------------------------------	------	------

GMC sets a new high in truck performance




BRAKE PARTS (continued)

• **Brake Shoe Return Springs**

For original "Huck" type brakes.

Part No. Description

ME146	1936-50 1/2 ton front or rear and 1937-52 3/4 ton front (9/16"x6")	each	2.50
ME148	1946-52 3/4 ton rear and 1936-52 1, 1-1/2, and 2 ton front and rear (5/8"x7")	each	7.95



• **Brake Shoe Pin Retaining "Warped Washers"**

Part No. Description

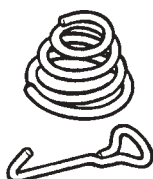
MEB324	1936-50 Small	each	1.75
MEB325	1936-50 Large	each	1.95



• **Brake Shoe Retaining Cone Springs**

Part No. Description

ME340	1936-48 1/2 ton, with retaining "J" hooks (per wheel)	set	4.55
-------	-------------------------------------------------------------	-----	------



• **Brake Shoe Hold Down Springs, Clips, Etc.**

Consists of three types of springs, retainers, and related hardware.

Part No. Description

ME341	1951-66 1/2 ton front or rear (per axle)	set	8.95
-------	------------------------------------------------	-----	------

• **Brake Adjustment Hole Plugs**

Fits in small retangler hole in backing plate.

Part No. Description

MEB146	Metal type, exact as original	each	1.90
ME145	Rubber push in type	each	.40



• **Brake Drum - Front**

Part No. Description

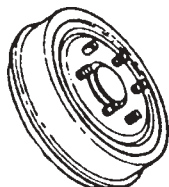
MEB125	1936-50 1/2 ton (includes 6 wheel studs)	each	85.00
ME151	1951-70 1/2 ton	each	49.50
ME153	1953-59 3/4 and 1 ton	each	84.50



• **Brake Drum - Rear**

Part No. Description

MEB130	1936-50 1/2 ton	each	85.00
ME151	1951-70 1/2 ton	each	49.50
MEB126	1947-52 3/4 ton	each	139.00
ME154	1953-59 3/4 ton	each	119.50



• **Wheel Bearing with Race - Front**

Inner Bearing

Part No. Description

ME170	1941-59 1/2 ton	each	47.50
ME390	1936-52 3/4, 1, and 1-1/2 ton	each	63.95
ME745	1953-59 3/4 and 1 ton	each	58.95
MEB992	1946-Mid 49 2 ton, 1-9/16" inside diameter	each	135.00
MEB998	Late 1949-53 2 ton, 1-3/4" inside diameter	each	98.00



MECHANICAL

5% Off online orders

BRAKE PARTS (continued)

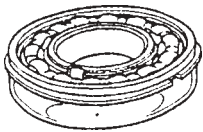


• Wheel Bearing with Race - Front (continued)

Outer Bearing

Part No. Description

ME171	1929-59 1/2 ton	each	26.90
ME391	1936-52 3/4, 1, and 1-1/2 ton	each	39.55
ME746	1953-59 3/4 and 1 ton	each	45.50
MEB993	1946-Early 1949 2 ton 15/16" inside diameter	each	64.50
MEB997	Late 1949-53 2 ton approx: 1 1/32" inside diameter	each	65.00



• Wheel Bearing with Race - Rear

Part No. Description

ME172	1933-62 1/2 ton outer	each	44.10
ME392	1946-72 3/4 and 1 ton outer	each	37.50
ME435	1946-72 3/4 and 1 ton inner	each	35.00
MEB994	1936-57 1-1/2 ton outer (single speed axle)	each	60.55
MEB995	1937-57 1-1/2 ton inner (single speed axle)	each	79.50

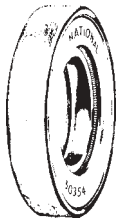


• Spindle Castellated Nut

Threads on spindle and secures wheel bearings. Allows use of required cotter pin.

Part No. Description

ME504	1946-55 1/2 ton 3/4" x 20 threads	each	2.90
-------	-----------------------------------------	------	------



• Wheel Seal - Front

Part No. Description

ME343	1941-59 1/2 ton	each	7.95
ME309	1935-59 3/4, 1, and 1-1/2 ton	each	10.20
ME798	1940-Early 49 2 ton	each	10.50
ME799	Late 1949-53 2 ton	each	11.50

• Wheel Seal - Rear

Part No. Description

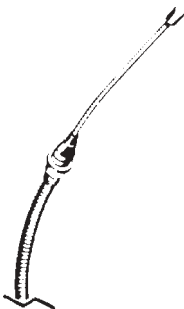
ME149	1933-62 1/2 ton and without positraction differential (o.d. 2 3/4")	each	16.85
ME304	1946-72 3/4 and 1 ton (o.d. 3 15/16")	each	7.95
ME677	1937-59 1-1/2 ton and 1937-53 2 ton (o.d. 4 5/8")	each	14.95
ME997	1954-59 1-1/2 and 2 ton with 2 speed axle (o.d. 4 7/8")	each	29.90

• Park Brake Cable

Part No. Description

ME156	1947-55 1/2 ton short bed	each	28.00
ME290	1947-55 3/4 ton and long bed GMC 1/2 ton (48 3/4" long). each	45.00	
MEB291	1947-52 1 ton (64" long)	each	59.95

NOTE: Use your old clip at rear of 1947-50 1/2 ton, 1947-52 3/4, and 1 ton cable or obtain our new clip ME168 on next page. Your clips spread apart to remove!



BRAKE PARTS (continued)

• **Brake Rod - Park Brake**

This 51 inch rod connects the foot operated park brake with the cross shaft under the vehicle's frame. Produced in stainless. Includes: the main spring, hardware, and curved clevis.

Part No.	Description	
MEB299	1948-55 All GM trucks with foot operated park brake.....	kit 85.00

• **Park Brake Rod Return Spring**

The 3/4"x 6 1/2" inch spring that helps release the park brake under floor.

Part No.	Description	
MEB355	1948-55 1/2,3/4,1, 1 1/2 and 2 ton	each 4.90

• **Park Brake Floor Bracket**

We ran out of used ones, so it was a natural to have it reproduced! This vertical plate reinforces the left side of the toe board where the foot brake lever passes through. It is very susceptible to years of bad weather. Includes the small coil spring that holds tension on park brake release plate.

Part No.	Description	
MEB114	1948-55 1/2 and 3/4 ton	each 39.75

• **Park Brake Floor Bracket Spring**

Holds tension on park brake release plate. Included in MEB114 above.

Part No.	Description	
MEB115	1948-55 1/2 and 3/4 ton	each 3.95

• **Park Brake Cable Boots**

Keeps water out of cable interior.

Part No.	Description	
ME159	1936-59	pair 3.75

• **Park Brake Cable Clevis or Yolk**

Part No.	Description	
ME160	1947-55 With pin. Attaches to front of ME156. It is a shorter 2-1/2" length, but will fit your system!	each 5.75

• **Park Brake Cable to Backing Plate Felt Gaskets**

Part No.	Description	
ME161	1937-55 1st.....	pair 3.40

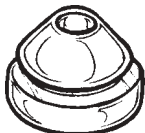
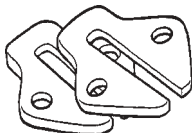

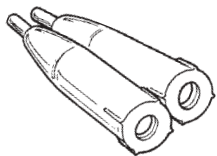
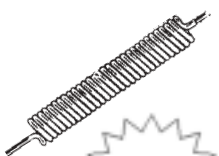
• **Park Brake Release Rod Grommet**

Under dash.

Part No.	Description	
FL143	1952-55	each 2.95

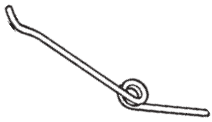
• **Park Brake Cable Clip**

Part No.	Description	
ME168	1936-50 1/2 ton and 1947-52 3/4 and 1 ton. Fits on rear of cable in drum	each 6.25



MECHANICAL

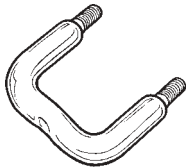
5% Off online orders



BRAKE PARTS (continued)

• **Park Brake Lever Squeeze Handle Spring**

Part No.	Description		
ME436	1929-59 All models with vertical hand brake in floor	each	4.50



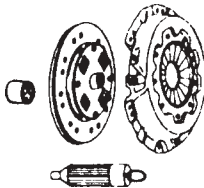
• **Foot Brake Release Lock Guide U-Bolt**

Part No.	Description		
ME494	1948-55 1/2 and 3/4 ton	each	9.20

CLUTCH AND TRANSMISSION

• **Clutch Kits - New**

For those wanting all new parts, we offer a complete kit for your older truck. Includes pressure plate, clutch disc, throw-out bearing, alignment tool, pilot bushing, and spline lube. No core charge. (Pilot bearing not included for GMC. See ME717.)

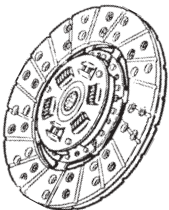


Part No.	Description		
MEE102	9" Normally with 3-speeds, 1938-53 1/2 ton	set	190.00
MEE104	10" Normally with 3-speeds, 1954-72 1/2 ton	set	180.00

• **Clutch Discs - New**

No core charge.

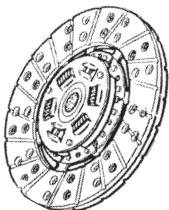
Part No.	Description		
MEE256	9" Normally with 3-speeds, 1938-53 1/2 ton	each	59.00
MEE255	10" Normally with 3-speeds, 1954-72 1/2 ton	each	70.00



• **Clutch Discs - Rebuilt**

Plus core charge.

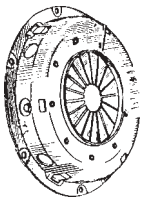
Part No.	Description		
ME104	9" Normally with 3-speeds, 1938-53 1/2 ton	each	47.50
ME105	10" Normally with 3-speeds 1954-69, 1/2 ton	each	35.00
ME405	10-3/4" Normally with 4-speeds, 1938-53 1/2, 3/4, 1, 1-1/2, and 2 ton (for 9 bolt pressure plate)	each	57.50
ME406	11" Normally with 4-speeds 1954-62, 3/4 ton and larger (for 6 bolt pressure plate)	each	53.15
ME106	Core charge for ME104, ME105, ME405, and ME406	core	20.00



• **Clutch Pressure Plates - New**

Diaphragm type. No core charge.

Part No.	Description		
MEE258	9" Normally with 3-speeds, 1938-53 1/2 ton	each	110.75
MEE280	10" Normally with 3-speeds, 1954-72 1/2 ton	each	98.00



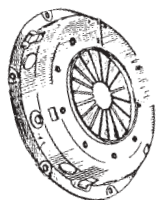
**At this sign
FRIENDS
MEET
FREINDS**

CLUTCH AND TRANSMISSION (continued)

• **Clutch Pressure Plates - Rebuilt**

Diaphragm type. Plus core charge.

Part No.	Description		
ME109	9" Normally with 3-speeds, 1938-53 1/2 ton	each	55.40
ME110	10" Normally with 3-speeds 1954-69, 1/2 ton	each	53.15
ME407	10-3/4" Normally with 4-speeds, 1938-53 1/2, 3/4, 1, 1-1/2, and 2 ton (9 bolts holding it to flywheel)	each	58.40
ME408	11" Normally with 4-speeds 1954-69, 3/4 ton and larger (6 bolts holding it to flywheel)	each	62.15
ME111	Core charge for ME109, ME110, and ME408	core	25.00
MEC365	Core charge for ME407	core	60.00



• **Clutch Release Bearing with Housing**

For diaphragm type pressure plates.

Part No.	Description		
ME113	1938-72 Throwout bearing, 1-7/8 inch long, 6 cylinder and some V-8	each	28.25



• **Clutch Pedal Pull-Back Springs**

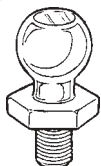
Part No.	Description		
ME760	1947-59	each	6.80



• **Clutch Release Fork Balls**

Threads into bell housing as original.

Part No.	Description		
ME518	1938-59 Six cylinder, 7/16" x 20" male thread	each	9.50



• **Clutch Release Fork Ball Retaining Spring Clip**

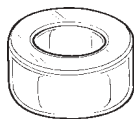
Part No.	Description		
ME458	1938-72 Fits in clutch release fork	each	1.45



• **Clutch Pilot Shaft Bushings and Bearings**

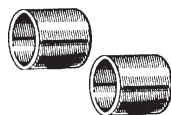
Presses into back of crankshaft.

Part No.	Description		
ME479	1940-72 Chevrolet, bushing	each	3.95
ME717	1931-39 Chevrolet and 1939-59 GMC, bearing	each	24.75



• **Clutch and Brake Pedal Shaft Bushings**

Part No.	Description		
ME409	1947-55	pair	17.95



• **Transmission Mount Pads**

Part No.	Description		
ME115	1948-55 3-speed	pair	7.95


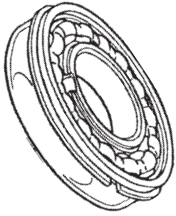
• **Transmission Overhaul Gasket Sets**

Part No.	Description		
ME118	1938-54 3-speed	set	12.45
ME120	1955-66 3-speed	set	12.45
MEE121	1939-47 4-speed	set	18.00
ME119	1948-65 4-speed	set	10.20

MECHANICAL

5% Off online orders

CLUTCH AND TRANSMISSION (continued)



• Transmission Bearings

Part No.	Description	each	Price
ME301	1938-67 3-speed. Front main input shaft bearing	each	39.55
ME302	1937-54 3-speed. Rear main shaft bearing	each	39.55
ME543	1948-67 4-speed. Front main input bearing	each	50.85
ME7521	1948-67 4-speed. Main output bearing 32 spline	each	49.95

• Transmission Needle Bearings

Part No.	Description	set	Price
ME729	1940-54 3-speed. Between cluster gear and countershaft . set	set	10.20
ME741	1937-62 3-speed. Between input shaft and front of main shaft (set of 16)	set	5.65
ME7523	1948-67 4-speed. For input shaft. (set of 20)	set	11.30

• Transmission Countershaft

Part No.	Description	each	Price
MET100	1941-59 7-1/8" long (use only with needle bearings)	each	39.55

• Transmission Shift Fork

For second and third gear slider. Chevrolet and GMC.

Part No.	Description	each	Price
MET103	1948-65 3-speed	each	19.50

• Transmission Small Parts Kit

Includes needle bearings, thrust washers, snap rings, etc.

Part No.	Description	each	Price
MET150	1940-63 3-speed only, without synchronized low gear	each	35.00

• Transmission Main Shaft Pilot Bearing

Fit between front drive gear shaft and main shaft.

Part No.	Description	each	Price
MET109	1931-47 4 speed	each	14.00

• Transmission Front Bearing Retainer

Part No.	Description	each	Price
MET107	1940-54 3 Speed only	each	45.50
MET110	1946-47 4 Speed (casting #591605)	each	45.50

• Transmission Rear Seal

Part No.	Description	each	Price
ME469	1948-67 4-speed with open drive line	each	13.00
ME505	1955-72 3-speed	each	7.35
ME730	1955-62 Hydramatic 1/2, 3/4, and 1 ton	each	13.00

• Transmission Rear Support, 3 Speed

Attaches between u-bolt ball collar flange and 3 speed transmission crossmember. This support bracket even has the rubber pads riveted in place like the original.

Part No.	Description	each	Price
MET119	1948-54, 3 speed	each	60.00

5% Off online orders

COOLING SYSTEM

We provide high quality all copper original factory type. Our supplier has over 30 years in providing cooling systems worldwide. When your old radiator is tired or leaking or you need an upgrade due to air conditioning, these new units are a perfect replacement. Our base radiators are the 3 row type as original. Optional, are the 4 row units or "Desert Coolers". All are available with or without automatic transmission cooler in the lower tank.

• Radiators - Original Transmission, Six Cylinder With 3 rows of tubes as original.

Part No.	Description		
ME194	1947-55 Chevrolet	each	269.50
ME353	1947-55 GMC	each	299.50

• Heavy Duty with 4 rows of tubes (Good for V-8's and air conditioning). Without transmission cooler in lower tank.

Part No.	Description		
ME355	1947-55 Chevrolet	each	303.50
ME356	1947-55 GMC	each	325.50

• Heavy Duty Automatic Transmission with 4 rows of tubes(Good for V-8's& Air). With transmission cooler in lower tank.

Part No.	Description		
ME355A	1947-55 Chevrolet	each	316.40
ME356A	1947-55 GMC	each	339.00

• Radiator Support Mount Pads

Part No.	Description		
ME195	1947-55 Chevrolet, fits at lower sides	pair	1.70
ME732	1947-55 GMC, fits at lower center	each	1.70

• Radiator Cap

Part No.	Description		
ME196	1947-59 4 pound rating	each	7.95
ME545	1947-72 7 pound rating	each	7.95

• Radiator Hose Clamps

Original flat type, very close to those used by GM.

Part No.	Description		
ME197	1937-55 1st 216 engine, upper	each	2.00
ME1981	1937-53 216 engine, lower and 1954-62 235 engine, upper	each	2.00
ME499	1954-62 235 engine, lower and V8 engine	each	2.25

• Radiator Hoses - Upper

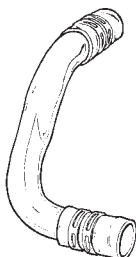
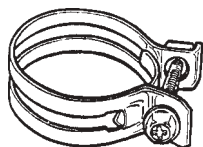
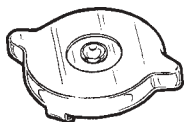

New black reinforced rubber to perfectly fit your truck.

Part No.	Description		
ME199	1947-55 Chevrolet six cylinder, formed	each	9.45
ME608	1947-55 GMC six cylinder, formed	each	9.65

• Radiator Hoses - Lower

New black reinforced rubber to perfectly fit your truck.

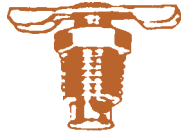
Part No.	Description		
ME200	1947-55 Six cylinder, formed	each	15.95
ME201	1947-49 Double metal angle pipe with two straight hoses on the ends as original	set	39.00
ME239	1947-53 Formed. Is expanded on water pump connection end. Used when installing a later model 235 engine in place of an original 216 engine in the 1947-53 Chevrolet	each	20.00



MECHANICAL

5% Off online orders

COOLING SYSTEM (continued)



• Radiator Petcock

Part No. Description

ME740 With brass 1/4" pipe thread each 4.75




• Temperature Gauge Reduction Bushing

For reducing size of hole in head when placing a 1955 and newer 235 engine in a 1954 and older truck. Accepts the small mechanical heat tube.

Part No. Description

ME275 1954 and older Chevrolet only each 5.85



• Water Pumps - New

No core charge.

Part No. Description

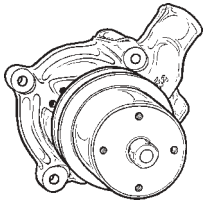
ME280 1941-52 Chevrolet with 5/8" groove pulley each 84.75

ME361 1953-55 Chevrolet with 3/8" groove pulley each 84.75

ME360 1939-59 GMC with 5/8" groove pulley each 84.75

MEE364 1939-59 GMC with 3/4" groove pulley each 84.75

ME363 1939-59 GMC without pulley each 79.50



• Water Pump With Short Shaft

Used when installing a 1955-62 235 engine in a 1937-55 Chevrolet truck. Eliminates the need to move the radiator forward. Includes proper narrow pulley with 3/8" groove to match your 235 harmonic balancer. Plus core charge.

Note: Requires ME239 lower radiator hose for proper fit.

Part No. Description

REME205 1937-55 1st Chevrolet each 79.50

ME207 Core charge for REME205 core 30.00



• Water Pump Adapter Plate

When placing a 1955-62 in-line six cylinder in a 1954 and older truck some do not want a modified short shaft low position water pump. If you prefer the high position 216 water pump in the stock location, this adapter plate is for you.

Note: Requires drilling two 5/16" diameter holes in front engine block 3/4" deep and then tap new threads.

Part No. Description

MEE390 each 40.00



• Fan - Correct Flat Back Style

Part No. Description

MEE243 216 Engine(also required on the REME205 short shaft pump) each 29.00



• Fan Belts

Part No. Description

ME208 1937-52 Chevrolet. For 5/8" groove pulley each 10.95

ME209 1953-62 Chevrolet. For 3/8" groove pulley each 17.55

MEE241 1939-59 GMC. For 3/8" groove pulley each 17.55

MEE240 1939-59 GMC. For 5/8" groove pulley each 17.55

ME755 1939-59 GMC. For 3/4" groove pulley each 17.55

ME875 1937-55 Chevrolet. For short shaft water pump REME205 each 11.50

5% Off online orders

DRIVESHAFT AND DIFFERENTIAL PARTS

• Carrier Bearings, Etc.

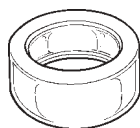
Part No.	Description		
ME397B	1940-56 1/2 ton, inner axle carrier bearing	each	39.50
ME397R	1940-56 1/2 ton, inner axle carrier bearing race	each	11.90
MEB272	1946-72 3/4 and 1 ton, inner axle carrier bearing and race	each	39.50
ME399	1946-53 3/4 ton, drive shaft carrier bearing	each	39.50



• Driveshaft Carrier Bearing Rubber Cushions

Surrounds carrier bearing in drive line.

Part No.	Description		
ME467	1941-53 3/4 ton	each	10.20
ME4671	1941-55 1 1/2 and 2 ton 1948-55 1 ton, and 1954-55 3/4 ton	each	11.00



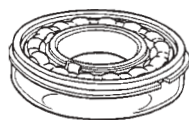
• Pinion Seal For Differential Housing

Part No.	Description		
ME427	1946-65 3/4, 1, and 1-1/2 ton	each	13.00
ME400	1955-62 1/2 ton open drive shaft	each	13.60



• Pinion Bearing and Race

Part No.	Description		
ME395	1940-54 1/2 ton. Front pinion (double roller)	each	62.15
ME396	1936-54 1/2 ton. Rear pinion	each	49.50
MEP397	1946-72 3/4 and 1 ton. Front pinion *	set	195.00
ME806B	1955-63 1/2 ton. Front bearing	each	45.20
ME806R	1955-63 1/2 ton. Front race	each	22.60
ME807B	1955-63 1/2 ton. Rear bearing	each	45.20
ME807R	1955-63 1/2 ton. Rear race	each	22.60



* MEP397 1947-72 3/4 and 1 ton front pinion assembly consists of a pair of bearings and matching race.

• Pinion Shaft Speedi-Sleeve

A stainless repair sleeve that covers pinion shaft surface where the seal has created a groove. Stops leaks!

Part No.	Description		
ME808	1955-63 1/2 ton	each	19.95



• Differential Cover (Inspection plate) Chrome

This new 10 bolt cover includes gasket and metal drain plug. For a little extra "flash" it has been polished and chrome plated. It will be quickly noticed by following traffic!

Part No.	Description		
HP245	1937-62 1/2 ton	set	49.95



Chrome

• Differential Inspection Plate Bolt Washers

Special copper coated "crush" washers used under bolt heads that secure inspection plate. These were often used by GM to prevent leakage of differential grease.


Part No.	Description		
MEE550	1/2 ton copper plated	each	.95



MECHANICAL

5% Off online orders

DRIVESHAFT AND DIFFERENTIAL PARTS (continued)



• Differential Housing Cover Gaskets

Part No.	Description		
ME292	1933-62 1/2 ton (with 10 bolt holes)	each	7.35
ME549	1946-72 3/4 and 1 ton	each	8.50

• Universal Joint Repair Kit

Part No.	Description		
ME453	1940-54 1/2 ton only, 3 and 4-speed	set	41.85



• Universal Joint Lock Clip

Replaces the parts between the 2 yorks.

Part No.	Description		
ME690	1940-54 1/2 ton only, 3 and 4-speed (included in ME453)	each	2.30



• Universal Joints - 1/2 Ton Only, Complete

Part No.	Description		
ME1231	1940-47 3-speed only	each	110.75
ME123	1948-54 3-speed only	each	110.75
ME1233	1948-54 4-speed	each	116.75
ME288	1955-59 3-speed front plus 3 and 4-speed rear	each	22.05
ME680	1955-59 4-speed front	each	25.45

NOTE: ME1231, Me123 and ME1233 fit the original closed drive shaft system.

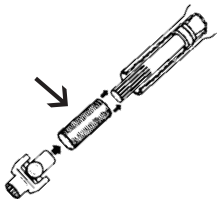
• Universal Joint Housing and Bell Gasket Sets

Stops the u-joint leaks on your driveway!

Part No.	Description		
ME124	1935-54 1/2 ton, short bed	set	11.50
ME820	1937-54 GMC only, 1/2 ton long bed	set	27.15

• Drive Shaft Bushing and Seal Assemblies

Stop drive shaft and U-joint whip and leaking rear end grease without replacing drive shaft or tearing down differential. Just drive in this new assembly after removing the old front bushing and seal. Invented in the 1960's to save repair time. If your old front bushing is difficult to remove a special puller is available. Contact Vintage Auto Parts at www.vapinc.com.

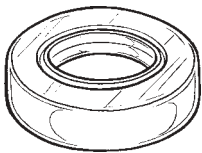


Part No.	Description		
ME125	1940-50 1/2 ton	each	79.95
ME128	1951-54 1/2 ton	each	79.95

• Drive Shaft Torque Tube Seals Only

Part No.	Description		
ME126	1940-50 1/2 ton (included in ME125)	each	10.75
ME797	1951-54 1/2 ton (included in ME128)	each	10.75
*ME468	1937-54 3/4 and 1 ton (beside carrier bearing)	each	10.75

*Fits in end of short tube extension beside carrier bearing.

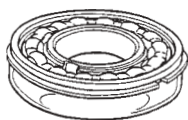


• Drive Shaft Extension, GMC Only.

Finally, an exact heat-treated replacement of the approximate 8-inch drive shaft used on the GMC extended 1/2 tons. Made in the USA!

Part No.	Description		
ME470	1937-54 GMC 1/2 ton, long bed	each	169.75





• **Drive Shaft Extension Bearing**

Part No.	Description		
ME470B	1939-54 GMC 1/2 ton, long bed (use with ME470)	each	52.95


ENGINE ELECTRICAL

• **Starters - Rebuilt**

Ready to install. Plus core charge.

Part No.	Description		
REME425	1938-55 1st 6 volt. With foot switch on top	each	115.00
REME428	*1938-55 1st 6 volt. Solenoid style from car	each	125.00
MEC536	Core charge for REME425 and REME428	core	50.00

*NOTE: Use if you want a car style push button starter instead of the original floor foot style.



• **Starter Drive**

Part No.	Description		
ME763	1938-55 1st For 6 volt starter	each	18.50



• **Starter Solenoids and Foot Switches - See Electrical Section!**

• **Starter Pedal Return Spring**

Part No.	Description		
ME401	1938-59 six cylinder	each	6.80

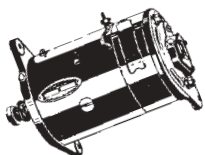


• **Generators - Rebuilt Chevrolet**

Ready to install. Plus core charge. (Specify 7" or 8" length.)

Part No.	Description		
REME449	1940-52 6 volt. With 5/8" groove pulley	each	115.00
REMEE451	1953-55 1st 6 volt. With 3/8" groove pulley	each	120.00
USME536	Core charge for REME449 and REMEE451	core	35.00


NOTE: If for a GMC, keep your pulley to put on your generator!



• **Distributors - Rebuilt**

Plus core charge.


Part No.	Description		
REME227C	1937-53 Chevrolet and 1939-53 GMC	each	110.00
REME226C	1954-62 Chevrolet and 1954-59 GMC	each	53.50
ME268	Core charge for above distributors	core	30.00



• **Distributor Vacuum Advance**

Attractive zinc plated. (On trucks, these remain the same all through the 1950's)


Part No.	Description		
REME253	1937-62 Inline six cylinder	each	39.50



• **Distributor Vacuum Advance - Used**

Checked used units available. May need cleaning to improve appearance.

Part No.	Description		
USME253	1940-62 Inline six cylinder	each	14.50



MECHANICAL

5% Off online orders

ENGINE ELECTRICAL (continued)

• Vacuum Advance Lines

From vacuum advance to original carburetor. 100% authentic in appearance, application, and fit! Six cylinder.

Part No.	Description		
MEE198	1937-50 Chevrolet, OE steel	each	22.50
MEE199	1937-50 Chevrolet, stainless	each	28.00
MEE155	1951-55 1st Chevrolet, OE steel	each	22.50
MEE154	1951-55 1st Chevrolet, stainless	each	28.00

• Spark Plugs

Part No.	Description		
ME451	1941-48 Chevrolet, 10 mm	each	2.15
ME452	1949-62 Chevrolet and 1939-59 GMC, 14 mm	each	2.15

• Distributor Caps

Part No.	Description		
ME293	1933-53 Chevrolet 216 engine and 1939-59 GMC (2" tall)	each	16.30
ME294	1954-62 Chevrolet and 1954-59 GMC (2 3/4" tall)	each	11.30

• Distributor Rotors

Part No.	Description		
ME381	1933-53 Chevrolet and 1939-59 GMC in line six cylinder	each	5.10
ME382	1954-62 Chevrolet and 1954-59 GMC	each	5.10

• Distributor Point Sets

Part No.	Description		
ME384	1933-53 Chevrolet and 1939-59 GMC in line six cylinder	each	10.20
ME385	1954-62 Chevrolet and 1954-59 GMC	each	10.20

• Distributor Condensers

Part No.	Description		
ME387	1933-62 Chevrolet in line six cylinder	each	5.65
ME389	1937-59 GMC in line six cylinder	each	7.95

ENGINE COMPONENTS

• Engine Hand Crank


An original option that was used to start engine when battery was low.

Part No.	Description		
MEE506	1932-52 pickup and big truck	each	65.00

• Motor Mount Shield

This sheet metal cover protects the front rubber mount, ME216, from engine oil. An original item that is usually missing from older engines.

Part No.	Description		
ME533	1932-55 Chevrolet and 1939-55 GMC six cylinders	each	9.50



ENGINE COMPONENTS (continued)



• **Motor Mounts - Front**

For six cylinder engines, fits in original cast iron housing. Rubber and metal.

Part No. Description

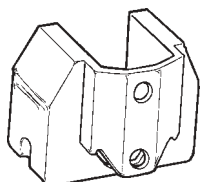
ME216	1932-55 1st.....	each	9.65
-------	------------------	------	------

• **Motor Mounts - Rear (per side)**

For six cylinder engines. Rubber and metal.

Part No. Description

ME217	1937-47, 1947-53 3/4, 1, 1-1/2 and 2 ton, and 1952-53 GMC Hydramatic transmission	each	16.95
ME218	1948-53 1/2 ton only	each	16.95
ME219	1954-59 (upper and lower) six cylinder and V-8 and, 1960-62 non-powerglide (for one side only)	pair	16.95



• **Valve Cover Stud Top Seals**

Part No. Description

ME214	1934-53 Chevrolet 216 engine and 1939-59 GMC	pair	2.00
-------	-------------------------------------------------------	------	------



• **Valve Cover Acorn Nuts**

For securing cover to head. Non-polished stainless steel.

Part No. Description

ME213	1934-53 Chevrolet 216 engine and 1939-59 GMC	pair	3.40
-------	-------------------------------------------------------	------	------



• **Engine Gasket Sets**

American made quality gaskets.

Overhaul Sets

Part No. Description

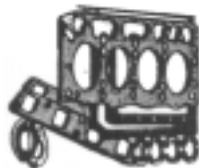
ME210C1	1937-53 Chevrolet 216 engine and 1941-49 Chevrolet 235 low pressure engine	set	67.25
ME210C4	1950-53 Chevrolet 235 low pressure engine	set	67.25
ME210C3	1954-62 Chevrolet 235 high pressure engine	set	67.25
ME210C5	1954-62 Chevrolet 261 engine	set	67.25
ME210G1	1939-62 GMC 228, 236, 248, and 270 engine	set	67.25
ME210G2	1952-59 GMC 302 engine	set	67.25



Valve Job Sets

Part No. Description

ME211C1	1937-53 Chevrolet 216 engine and 1941-49 Chevrolet 235 engine	set	49.20
ME211C2	1950-52 Chevrolet 235 engine	set	49.20
ME211C3	1953 Chevrolet 235 engine	set	49.20
ME211C4	1954-62 Chevrolet 235 engine	set	49.20
ME211C5	1954-62 Chevrolet 261 engine	set	49.20
ME211G1	1939-62 GMC 228, 236, 248, and 270 engine	set	49.20
ME211G2	1952-59 GMC 302 engine	set	49.20



MECHANICAL

5% Off online orders

ENGINE COMPONENTS (continued)

Side Cover Sets

Includes spark plug seals in ME3651.

Part No.	Description		
ME3651	1937-53 Chevrolet 216 engine and 1941-49 Chevrolet 235 engine	set	9.25
ME3652	1954-62 Chevrolet 235 engine and 261 engine	each	8.50
ME366	1939-62 GMC 228, 236, 248, 270, and 302 engine	set	8.50




Timing Cover Sets

Includes front crankshaft seal.

Part No.	Description		
ME734	1940-53 Chevrolet 216 engine, 1941-62 Chevrolet 235 engine, and 1954-62 Chevrolet 261 engine	set	16.95
ME7341	1939-62 GMC 228, 236, 248, and 270 engine and 1952-59 GMC 302 engine	set	16.95


Oil Pan Sets

Part No.	Description		
ME116C1	1937-53 Chevrolet 216 engine, 1941-55 1st Chevrolet 235 engine, and 1954-55 1st Chevrolet 261 engine	set	9.65
ME116G1	1939-62 GMC 228, 236, 248, 270, and 302 engine	set	9.65



Valve Cover Sets

Part No.	Description		
ME212C1	1937-53 Chevrolet 216 engine and 1941-53 Chevrolet 235 engine	each	9.65
ME212C2	1954-62 Chevrolet 235 and 261 engine	each	9.65
ME212G1	1939-62 GMC 228, 236, 248, 270, and 302 engine	each	9.65



Manifold (Between Head and Manifold) Sets

Part No.	Description		
ME255C1	1937-53 Chevrolet 216 engine and 1941-49 Chevrolet 235 engine	set	9.25
ME255C2	1954-62 Chevrolet 235 and 261 engine	set	8.50
ME255G1	1939-60 GMC 228, 236, 248, and 270 engine, except 1950-54 GMC 270 engine	set	8.50
ME255G2	1950-54 GMC 270 engine and 1952-59 GMC 302 engine	set	8.50



Manifold (Between Intake and Exhaust)

Part No.	Description		
ME367	1937-53 Chevrolet 216 engine, 1941-49 Chevrolet 235 engine, 1939-59 GMC 228 and 248 engine, 1942-46 GMC 236 engine, and 1939-62 GMC 270 engine	each	4.00
ME3671	1950-62 Chevrolet 235 engine and 1954-62 Chevrolet 261 engine	each	4.00





5% Off online orders

ENGINE COMPONENTS (continued)

Carburetor to Manifold

Part No.	Description		
ME446	1934-36 Chevrolet 207 engine, 1937-53 Chevrolet 216 engine, 1939-59 GMC 228, 236, 248, and small port 270 engine.....	each	2.30
ME447	1950-62 Chevrolet 235 and 261 engine and 1956-59 GMC large port 270 engine.....	each	2.30

Thermostat

Part No.	Description		
MEE490	180 Degree temperature (inline six cylinder)	each	7.20

Thermostat Gaskets

Part No.	Description		
HP536	1937-62 Housing to head.....	each	2.00
MEE325	1937-62 Thermostat cover to housing.....	each	1.95

Crankshaft Rear Seals

Part No.	Description		
ME683	1940-53 Chevrolet 216 engine, 1941-62 Chevrolet 235 engine, and 1954-62 Chevrolet 261 engine, original rope type	set	9.65
ME6831	1940-53 Chevrolet 216 engine, 1941-62 Chevrolet 235 engine, and 1954-62 Chevrolet 261 engine, neoprene replacement	set	16.95
ME6832	1939-62 GMC 228, 236, 248, 270, and 302 engine, original rope type	set	9.65

• Valve Stem Oil Seals

Oil burning in your Chevrolet engine is often due to deteriorated valve stem seals. These seals are inexpensive and not difficult to install. Set includes umbrella and O-rings.

Part No.	Description		
ME5521	1941-72 216, 235 and 250 six cylinder engine (set of 12)	set	6.80

• Rocker Arm Shaft - Chevrolet

Two required per truck.

Part No.	Description		
ME242	1940-62 216, 235, and 1954-62 261 engine	each	14.15



ADVANCE-DESIGN TRUCKS

MECHANICAL

5% Off online orders

ENGINE COMPONENTS (continued)

• Push Rods

Solid lifter type for truck engines.




Part No. Description

ME243	1940-53 Chevrolet 216 engine, 10-7/16" long	each	5.50
ME2441	1941-59 Chevrolet 235 and 261 engine and 1941-63 GMC 248, 270, and 302 engine, 10-9/16" long	each	4.55
ME412	1955-62 Chevrolet 235 and 261 engine, 11-1/4" long	each	4.55

• Lifters - Mechanical

Part No. Description



ME507	1940-53 Chevrolet 216 engine, 1941-55 Chevrolet 235 engine, 1954-55 Chevrolet 261 engine, 1940-53 GMC 228 engine, and 1941-59 1st GMC 248 and 270 engines	each	13.50
-------	-----------------------------------------------------------------------------------------------------------------------------------------------------------------------------	------	-------

• Camshafts

Six cylinder with mechanical lifters.



Part No. Description

ME510	1937-53 Chevrolet 216 engine	each	134.50
ME656	1954-55 Chevrolet 235 engine and 1958-62 Chevrolet 235 engine	each	134.50
ME657	1956-58 Chevrolet 235 engine and 1954-62 Chevrolet 261 engine	each	134.50

• Camshaft Thrust Plate

Fits between camshaft and gear.



Part No. Description

ME727	1937-62 Chevrolet six cylinder	each	13.60
ME990	1939-59 GMC six cylinder	each	10.75

• Camshaft Bushings

Part No. Description



ME658	1937-53 Chevrolet 216 engine, 1941-54 Chevrolet 235 engine (with small journals), 1954 Chevrolet 261 engine (with small journals), 1939-59 GMC 228 and 248 engine, 1939-62 GMC 270 engine, and 1952-59 GMC 302 engine	set	22.50
ME673	1955-62 Chevrolet 235 and 261 engine (with large journals)	set	20.35

ENGINE COMPONENTS (continued)

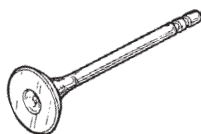
• Valves - Intake

Part No.	Description		
ME246	1941-53 Chevrolet 216 engine and 1941-49 Chevrolet 235 engine	each	15.30
MEE128	1950-52 Chevrolet 235 engine (1.94" diameter head)	each	15.30
ME2461	1954-62 Chevrolet 235 high pressure engine and 1954-62 Chevrolet 261 engine (1.88" diameter head)	each	15.30
ME247	1939-53 GMC 228 and 248 engine and 1954-63 GMC 270 small port engine	each	20.35



• Valves - Exhaust

Part No.	Description		
MEE125	1941-49 Chevrolet 216 and 235. 30° face	each	16.40
ME249	1939-53 GMC 228 and 248 engine and 1954-63 GMC 270 small port engine	each	16.40
ME2492	1954-55 GMC 248 engine and 1954-63 270 large port engine	each	16.40
MEE412	1954-63 GMC 302 only engine	each	16.95
ME248	1950-53 Chevrolet 216 engine, 1950-62 Chevrolet 235 engine, and 1954-62 Chevrolet 261 engine	each	16.40



• Valve Seats - Exhaust, Hardened

Note: When you have a concern of wearing down the original valve seats due to lack of lead in modern gasoline.

Part No.	Description		
MEE126	1937-53 Chevrolet 216 and 235 engine	each	3.95
MEE127	1954-62 Chevrolet 235 engine	each	3.95



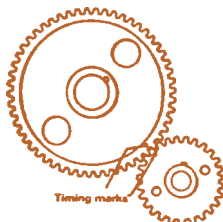
• Valve Guides

Part No.	Description		
ME524	1941-62 Chevrolet, intake	each	4.00
ME525	1941-62 Chevrolet, exhaust	each	4.00
MEE124	1939-59 GMC, intake and exhaust, specify engine (special order)	each	4.50

• Timing Gears - Camshaft

Choose either fiber or aluminum.

Part No.	Description		
ME439F	1937-62 Chevrolet and 1939-59 GMC. Fiber, for quieter operation	each	30.55
ME439A	1937-62 Chevrolet and 1939-59 GMC. Aluminum, as original on trucks	each	33.90



• Timing Gears - Crankshaft

Part No.	Description		
ME512	1937-39 Chevrolet and 1939-59 GMC six cylinder	each	49.00
ME440	1940-62 Chevrolet six cylinder	each	22.60

MECHANICAL

5% Off online orders

ENGINE COMPONENTS (continued)

• **Piston Sets, Six Cylinder**

When replacing pistons, **always add new piston rings.** Includes pins.



Part No.	Description		
ME448S	STD 1941-53 Chevrolet 216 engine	set	162.90
ME44802	.020 1941-53 Chevrolet 216 engine	set	162.90
ME44803	.030 1941-53 Chevrolet 216 engine	set	162.90
ME44804	.040 1941-53 Chevrolet 216 engine	set	162.90
ME44806	.060 1941-53 Chevrolet 216 engine	set	162.90
ME659S	STD 1941-62 Chevrolet 235 engine	set	162.90
ME65902	.020 1941-62 Chevrolet 235 engine	set	162.90
ME65903	.030 1941-62 Chevrolet 235 engine	set	162.90
ME65904	.040 1941-62 Chevrolet 235 engine	set	162.90
ME65906	.060 1941-62 Chevrolet 235 engine	set	162.90
ME660S	STD 1954-62 Chevrolet 261 engine. (Special order only!)	set	198.00
ME660O	Oversize 1954-62 Chevrolet 261 engine. (Special order only, specify size!)	set	198.00

Note: For GMC 4 ring Pistons, we need the casting number off the block, engine size, piston size, and the ring groove dimensions.

Part No. Description

ME484S	STD 1939-59 GMC inline six cylinder. (Special order only!)	set	350.00
ME484O	Oversize 1939-59 GMC inline six cylinder. (Special order only, specify size!)	set	350.00

• **Piston Ring Sets**

Part No. Description

ME368S	STD 1937-53 Chevrolet 216 engine	set	50.85
ME36802	.020 1937-53 Chevrolet 216 engine	set	50.85
ME36803	.030 1937-53 Chevrolet 216 engine	set	50.85
ME36804	.040 1937-53 Chevrolet 216 engine	set	50.85
ME36806	.060 1937-53 Chevrolet 216 engine	set	50.85
MEE367S	STD 1941-62 Chevrolet 235 engine	set	50.85
MEE36702	.020 1941-62 Chevrolet 235 engine	set	50.85
MEE36703	.030 1941-62 Chevrolet 235 engine	set	50.85
MEE36704	.040 1941-62 Chevrolet 235 engine	set	50.85
MEE36706	.060 1941-62 Chevrolet 235 engine	set	50.85
MEE661S	STD 1954-62 Chevrolet 261 engine (Special order only!)	set	60.85
MEE661O	Oversize 1954-62 Chevrolet 261 engine. (Special order only, specify size!)	set	60.85

NOTE: Rings for replacement aluminum pistons. Specify if you are using original cast iron pistons.



ENGINE COMPONENTS (continued)



• **Piston Ring Sets (continued)**

For GMC Piston Rings, we need the casting number off the block, engine size, piston size, and the ring groove dimensions.

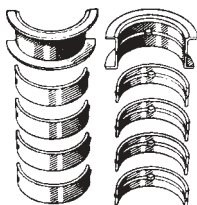
Part No. Description

ME369S	STD 1939-59 GMC inline six cylinders. (Special order only!)	set	Inquire
ME369O	Oversize 1939-59 GMC inline six cylinders. (Special order only, specify size!)	set	Inquire

• **Engine Crankshaft Main Bearing Inserts**

Part No. Description

ME429S	STD 1948-53 Chevrolet 216 and 235 engine	set	180.00
ME429U1	.010 1948-53 Chevrolet 216 and 235 engine	set	180.00
ME429U2	.020 1948-53 Chevrolet 216 and 235 engine	set	180.00
ME429U3	.030 1948-53 Chevrolet 216 and 235 engine	set	180.00
MEE408S	STD 1954-55 1st Chevrolet 235 engine	set	152.55
MEE40801	.010 1954-55 1st Chevrolet 235 engine	set	152.55
MEE40802	.020 1954-55 1st Chevrolet 235 engine	set	152.55
MEE40803	.030 1954-55 1st Chevrolet 235 engine	set	152.55
ME306S	STD 1955-62 Chevrolet 235 engine	set	98.50
ME306U1	.010 1955-62 Chevrolet 235 engine	set	98.50
ME306U2	.020 1955-62 Chevrolet 235 engine	set	98.50
ME306U3	.030 1955-62 Chevrolet 235 engine	set	98.50
ME516S	STD 1939-62 GMC inline 6 (Special order only!)	set	250.00
ME516U	Undersize 1939-62 GMC inline 6 (Special order only, specify size!)	set	250.00
NOME428S	STD 1940-47 NOS Chevrolet 216 engine (when available)	set	180.00
NOME428U	Undersize 1940-47 NOS Chevrolet 216 engine (when available)	set	180.00



• **Engine Connecting Rods - Babbit Type**

Rebuilt with new poured babbit bearings. We must have your rod-forging numbers. Plus core charge. **Exchange only.**

Part No. Description

REME307S	STD 1937-47 Chevrolet 216 engine and 1941-47 Chevrolet 235 engine	set	235.00
REME307U	Undersize 1937-47 Chevrolet 216 engine and 1941-47 Chevrolet 235 engine	set	235.00
REME725	STD 1948-53 Chevrolet 216 and 235 engine	set	235.00
REME725U	Undersize 1948-53 Chevrolet 216 and 235 engine	set	235.00
ME308	Core charge for connecting rods, per set. All nuts and bolts must be sent in with cores	core	90.00



MECHANICAL

5% Off online orders

ENGINE COMPONENTS (continued)



• Engine Connecting Rods - Insert Type

Specifically machined to accept insert bearings. Your rods are no longer the original babbitt type and can better withstand the demands of high speed driving. Plus core charge. **Exchange only.**

Part No. Description

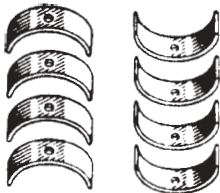
REME3711	1937-47 Chevrolet 216 engine	set	235.00
REME3712	1948-52 Chevrolet 216 engine	set	235.00
REME3713	1953 Chevrolet 216 engine	set	235.00
ME308	Core charge for connecting rods, per set. All nuts and bolts must be sent in with cores	core	90.00

• Engine Connecting Rod Insert Bearings - For Machined Rods Above

For use with REME3711, REME3712, and REME3713 machined insert type rod.

Part No. Description

ME372S	STD 1937-53 Chevrolet 216 engine and 1941-53 Chevrolet 235 engine	set	113.00
ME372U1	.010 1937-53 Chevrolet 216 engine and 1941-53 Chevrolet 235 engine	set	113.00
ME372U2	.020 1937-53 Chevrolet 216 engine and 1941-53 Chevrolet 235 engine	set	113.00
ME372U3	.030 1937-53 Chevrolet 216 engine and 1941-53 Chevrolet 235 engine	set	113.00

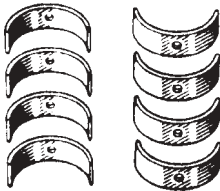


• Engine Connecting Rod Insert Bearings - Original

Insert bearings as original.

Part No. Description

ME370S	STD 1954-62 Chevrolet 235 engine	set	42.40
ME370U1	.010 1954-62 Chevrolet 235 engine	set	42.40
ME370U2	.020 1954-62 Chevrolet 235 engine	set	42.40
ME370U3	.030 1954-62 Chevrolet 235 engine	set	42.40
ME370U4	.040 1954-62 Chevrolet 235 engine	set	42.40
ME517S	STD 1939-55 2nd GMC (Special order only!)	set	250.00
ME517U	Undersize 1939-55 2nd GMC (Special order only, specify size!)	set	250.00



• Plastigage

For accurately measuring the clearance of main and rod bearings in the 216 engines. Necessary when setting bearing clearances. Use at the workbench or in the truck. Clearance range .001 to .003

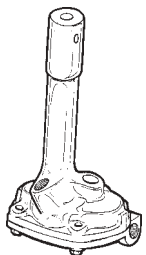
Part No. Description

ME661	12 strips	set	13.95
-------	-----------------	-----	-------

• Oil Pumps - Chevrolet

Part No. Description

ME250	1940-53 216 engine and 1941-53 235 low pressure engine	each	50.85
ME251	1954-55 235 and 261 engine	each	44.10
ME252	1955-62 235 and 261 engine	each	41.85



5% Off online orders

ENGINE COMPONENTS (continued)

• Oil Pump Repair Kits

Part No.	Description		
ME2912	1938-53 Chevrolet 216 and 1941-53 235 engine	each	22.60
ME2911	1939-63 GMC 228, 248, 270, and 302 engine	each	24.30

• Oil Line Tube

Contains copper line and soldered brass fittings necessary for installation. Carries pressured oil inside engine from pump to rocker arms.

Part No.	Description		
MEO199	1937-53 Chevrolet 216 engine	each	23.50

• Oil Pan Drain Plug, Original

Part No.	Description		
MEO208	1938-72	each	2.50

• Oil Pan Plug Repair

When your oil pan drain threads are damaged and leaking, don't replace or remove the pan. This patented winged drain plug saves time and money. No special tools.

Part No.	Description		
MEO207	1938-72	each	15.50

• Engine Block Freeze Plug Kit

Part No.	Description		
MEE254	1937-62 Chevrolet 216, 235, and 261 engine	kit	6.75

• Engine - Rebuilt Short Blocks

With only minor modifications, the 235 engine will fit in the 1953 and older GM trucks. These full insert higher oil pressure engines provide more horsepower and easily withstand the higher speeds of highway driving. If you don't feel comfortable with the original low oil pressure babbit bearing 216 engine, the 235 is a "natural". Its reputation for durability and ease of maintenance makes it one of the "greats" among General Motor's engines. Short block assemblies are rebored with new pistons, rings, all bearings, timing gears, and have a complete overhaul gasket kit. Includes reground camshaft and lifters. Plus core charge.

235 Short Blocks

Part No.	Description		
REME560	1954-55 1st 235 engine	each	1485.00
REME561	1955-59 235 engine (Good for 1937-53)	each	1385.00
ME563	Core charge for REME560 and REME561	core	150.00

For those who won't compromise on originality, we also provide rebuilt 216 short blocks for the 1953 and older trucks. They are given complete rebuilding, as are our 235 units. They are also given more modern insert rod bearings, which hold up better at higher highway speeds. (Uses the REME371 type rods.) Plus core charge.

Note: Main bearings for the 1940-47 REME652I are very difficult to find. Therefore, the 1948-53 (REME653I) may be the only 216 six cylinder available. Its outward appearance is the same as the earlier style. Please let us know if it is acceptable to substitute.

216 Short Blocks

Part No.	Description		
REME652I	1940-47 216 engine	each	1595.00
REME653I	1948-53 216 engine	each	1595.00
ME654	Core charge for REME652I and REME653I	core	150.00



MECHANICAL

5% Off online orders

ENGINE COMPONENTS (continued)

• Reconditioned Heads

With valves installed. Check on availability! Cores are rare!

Part No. Description

REME716	Chevrolet 216 engine. Specify year and casting #	each	385.00
REME735	Chevrolet 235 engine. Specify year and casting #	each	385.00



• Reconditioned Heads With Hardened Exhaust Valve Seats

With valves installed. Check on availability! Cores are rare!

Part No. Description

REME716H	Chevrolet 216 engine. Specify year and casting #	each	535.00
REME735H	Chevrolet 235 engine. Specify year and casting #	each	535.00

NOTE: The low compression of 216 and 235 engines do not make modern hardened exhaust seats a necessity. The head operate well either way.

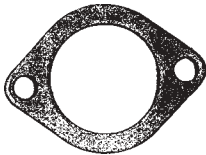
EXHAUST PARTS

• Exhaust Pipe Gaskets

We stock the following gaskets (between manifold and exhaust pipes) Specify your style.

Part No. Description

ME526	2" donut gasket.....	each	2.30
ME5261	3" donut gasket.....	each	7.95
ME527C	2 hole flat gasket	each	2.30
ME527G	3 hole flat gasket-GMC	each	2.30



• Heat Riser Spring

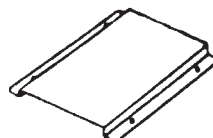
Fits on or beside exhaust manifold six cylinder

Part No. Description

ME188	1937-65	each	14.50
-------	---------------	------	-------



EXHAUST PARTS (continued)



• **Tailpipe Heat Shield**

Protects bed wood from tailpipe heat.

Part No. Description

BP152 1947-72 Chevrolet and GMC each 7.00



• **Tailpipe Hangers**

Part No. Description

ME234 All years. Universal type each 4.00
 ME540 1941-55 1st Formed with flat steel, as original each 6.50



• **Exhaust Manifold Stud**

Holds pipe to cast iron manifold.

Part No. Description

MEE344 1938-62 each 1.85

• **Exhaust Manifold Filler**

Hi temp paste fills rust pit holes.

Part No. Description

MEE324 1936-52 each 10.75



• **Muffler**

We had these round heavy duty aluminized units reproduced so you could have them with the factory dimensions.

Part No. Description

ME232 1934-62 Chevrolet and GMC each 49.50



• **Muffler Clamps**

Part No. Description

ME528 All years. Rear 1-7/8" outlet, fits on ME232 above each 1.95
 ME529 All years. Front 2" inlet, fits on ME232 above each 1.95



• **Muffler Hanger**

Original band type that wraps around ME232 above.

Part No. Description

ME233 Chevrolet and GMC each 10.00

FRONT END AND STEERING PARTS



• **Kingpins With Bushings**

Part No. Description

ME1731 1941-55 1st 1/2 ton and
 1941-45 3/4 and 1 ton, STD set 44.65
 ME1761 1941-55 1st 1/2 ton, .010 oversize set 62.15
 ME1741 1946-52 3/4 and 1 ton and
 1941-50 1-1/2 ton, STD set 73.45
 ME1742 1953-55 3/4 and 1 ton, STD set 73.45

MECHANICAL

5% Off online orders

FRONT END AND STEERING PARTS (continued)



• Kingpins With Bushings (continued)

ME1771	1946-52 3/4 and 1 ton and 1941-50 1-1/2 ton, .010 oversize	set	84.45
ME1772	1953-55 1st 3/4 and 1 ton, .010 oversize	set	67.80
ME663	1951-59 1-1/2 ton and 1947-59 2 ton, STD	set	73.45

• Drag Links, Complete With Ends



Part No. Description

ME181	1947-52 1/2, 3/4, and 1 ton (after March 2006)	each	79.00
ME182	1953-55 1/2, 3/4, and 1 ton	each	66.70

NOTE: Most 1947-52 drag links can be repaired with our ME180DL kit. The actual link usually gets limited wear.

• Drag Link Repair Kit

The wearing parts in the original drag link ends. Included in ME182.

Part No. Description

ME180DL	1929-52 1/2, 3/4, 1, and 1-1/2 ton. Both ends	kit	26.00
---------	-----------------------------------------------------	-----	-------

• Tie Rods



Part No. Description

ME437	1937-55 (approximately 43-1/4" long)	each	42.40
-------	--------------------------------------------	------	-------

• Tie Rod Ends

Note: The modern 1/2 ton tie rod end assemblies were introduced in the 1960's to replace the original multi-piece system. They attach to the tie rod as a one piece unit. Makes steering easier.

Part No. Description

ME347L	1934-59 Left, 1/2 ton, left, modern type * (replaces multi-piece end)	each	39.50
ME347R	1934-59 Right, 1/2 ton, right, modern type * (replaces multi-piece end)	each	39.50
ME348L	1934-59 Left, 1 and 1-1/2 ton, left	each	40.70
ME348R	1934-59 Right, 1 and 1-1/2 ton, right	each	40.70
ME537L	1948-59 Left, Cab Over Engine (COE) and other 2 tons, left	each	49.75
ME537R	1948-59 Right, Cab Over Engine (COE) and other 2 tons, right	each	49.75

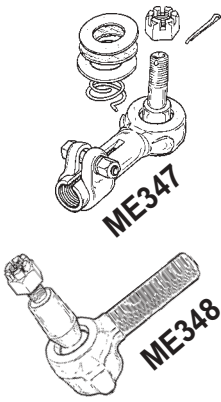
***Note:** These replacement 1/2 ton tie rod ends (ME347L & R) are a 1/2-inch shorter than original. This allows the use of some wider aftermarket wheels.

• Tie Rod End Repair Kit

Rebuilds the original style multi-piece ends.

Part No. Description

ME180TR	1929-59 1/2, 3/4, and 1 ton. Both ends	kit	32.00
---------	----------------------------------------------	-----	-------



FRONT END AND STEERING PARTS (continued)

• **Tie Rod And Drag Link Replacement Balls**

Hardened steel. Replace egg shape worn balls which makes steering difficult. (1/2 ton unless stated.)

Part No.	Description		
ME265N	1934-59 For tie rods only. Non-threaded as original.		
	Straight shaft. (set of 2)	set	23.75
ME265T	1934-59 For tie rods only. Like ME265N except threaded		
	for easy installation. Straight shaft. (set of 2)	set	26.75
ME664	1946-59 3/4 ton. For tie rods only. Threaded ends and tapered shaft for easy installation. (set of 2)	set	45.00
ME6911N	1947-52 For drag link only. Non-threaded as original. (set of 2)	set	23.75
ME6911T	1947-52 For drag link only. Like ME6911N except threaded for easy installation. (set of 2)	set	26.75
ME264N	1947-52 Non-threaded as original. (set of 4)	set	47.50
ME264T	1947-52 Like ME264N except threaded for easy installation. (set of 4)	set	47.50

• **Sway Bar Bushings For Front Sway Bar, Panel and Suburban**

Note: Some early 1951's still used the 6 piece set system. Count the rubber bushings on your vehicle.(These sway bars were an option on pickups.)

Part No.	Description		
ME349	1947-Early 51 1/2 ton (set of 6)	set	44.95
MEB349	1951-55 1/2 ton (set of 8)	set	49.95

• **Steering Box Gear Assemblies - Rebuilt**

Plus core charge. We ship these to a specialized company that only builds steering boxes. Includes long steering shaft. (The 3 speed have two holes in the upper mast jacket for shift knuckle.) We may have to have your core!

Part No.	Description		
REME104C	1947-53 3 Speed	each	235.00
REME104	1947-53 4 Speed	each	235.00
REME105C	1954-55 3 Speed	each	235.00
REME105	1954-55 4 Speed	each	235.00
MEC600	Core charge for REME104, REME104C REME105 and REME105C	core	125.00

• **Steering Box Overhaul Kit**

This kit includes bearings, bushings, ball bearings, adjuster bolts, gaskets, and instruction booklet. Everything you need to rebuild your steering box except the worm!

Part No.	Description		
ME514	1947-55	kit	79.95

• **Steering Sector Seal and Two Sector Bushings**


Tightens the horizontal sector shaft that extends from steering box. Included in ME514.

Part No.	Description		
ME297	1937-72	set	24.00

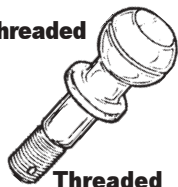
• **Steering Mast Bearings**

Fits at top of steering column. Made from GM tooling.

Part No.	Description		
EL109	1947-59 With horn wire	each	65.95



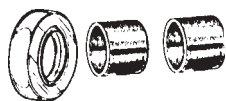

Non-Threaded



Threaded

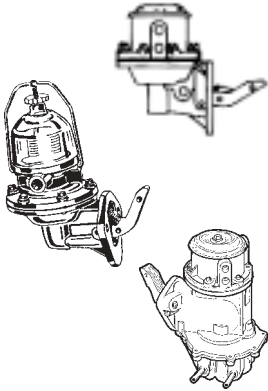


ME664



MECHANICAL

5% Off online orders



FUEL SYSTEM

See CAB RELATED PARTS for Gas Filler Neck Grommets, Filler Hose, Clamps, Etc.

• Fuel Pumps

For 1937-62 Chevrolet and 1939-59 GMC six cylinder engines.

Part No.	Description		
ME221	"Metal top" type, single action	each	24.30
ME737	"Glass top" type, single action as original	each	39.50
ME222	"Double action" metal top type. Designed to also act also as a vacuum booster to help stop slow down of wiper motor	each	65.50

• Fuel Pump Rebuilding Kit

For reconditioning the original single action "glass top" units.

Part No.	Description		
ME228	1937-62	kit	19.80

• Fuel Lines - Chevrolet

100% authentic in appearance, application, and fit!

From fuel pump to original carburetor.

Part No.	Description		
MEE200	1941-49 OE steel (with original iron Carter W-1)	each	22.50
MEE201	1941-49 Stainless (with original iron Carter W-1)	each	28.00
MEE204	1950-55 1st OE steel (with original die-cast Rochester) ..	each	22.50
MEE205	1950-55 1st Stainless (with original die-cast Rochester) ..	each	28.00



• Main fuel line, tank to fuel pump.

Part No.	Description		
MEE132	1947-48 Chevrolet and 1947-55 Suburban, OE steel	each	87.50
MEE133	1947-48 Chevrolet and 1947-55 Suburban, stainless	each	107.50
MEE111	1949-53 Chevrolet, OE steel	each	60.00
MEE110	1949-53 Chevrolet, stainless	each	85.00

• Carburetors - Rebuilt

For six cylinder Chevrolet engines.

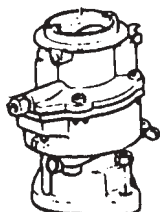
Plus core charge. Includes base gasket.

Part No.	Description		
REME223	1941-48 Chevrolet. (Carter W-1) 216 engine	each	147.00
REME761	1949 Chevrolet. (Carter W-1) 216 engine	each	147.00
REME519	1937-53 Chevrolet. (Carter Y-F) 216 engine. A popular after market unit during those years	each	147.00
REME520	1954-62 Chevrolet. (Carter Y-F) 235 engine. A popular after market unit during those years	each	147.00
REME377	1950-53 Chevrolet. (Rochester) 216 engine	each	147.00
REME378	1954-59 Chevrolet. (Rochester) 235 and 261 engine	each	147.00
REME377A	1950-53 Chevrolet. (Rochester) 216 engine	each	147.00
REME378A	1954-59 Chevrolet. (Rochester) 235 and 261 engine	each	147.00
ME267	Core charge for rebuilt Chevrolet carburetors, above	core	50.00

Note: The 216 carbs have 2 1/2" mounting hole separation and the 1954 and newer carbs have 3" separation.

Note: REME377A and REME378A are from Chevrolet cars which used an automatic choke system. If you want an automatic choke on your truck, this carb is for you!





FUEL SYSTEM (continued)

• **Carburetors - Rebuilt (continued)**

For six cylinder GMC engines.

Plus core charge. Includes base gasket.

Part No. Description

REME7621	1939-46 GMC. (Zenith) With smooth upper top. We must have your core	each	160.00
REME762	1947-59 GMC. (Zenith) With horizontal ridge on top to better hold air filter. We must have your core	each	160.00
ME638	Core charge for GMC unit REME762, REME7621	core	60.00

• **Carburetor Repair Kits**

Please remember many of these carburetors are interchangeable. Thus, during the last 50 years the exact unit was not always used as a replacement. For example, the GMC Zenith carbs were often replaced with units from Chevrolet 216 engines. Therefore, it is very important to check your carburetor before ordering a repair kit. **Sorry, we can't take back kits once they have been opened.**

Part No. Description

ME2822	1941-48 Chevrolet (Carter W-1)	kit	29.40
ME2823	1949 Chevrolet (Carter W-1)	kit	29.40
ME224	1950-62 Chevrolet (Rochester) six cylinder	kit	16.95
ME473	1937-62 Chevrolet and GMC (Carter Y-F) aftermarket unit	kit	22.05
ME225	1939-59 GMC (Zenith) six cylinder one barrel	kit	30.55
ME379	1939-55 GMC Cab Over Engine (COE) (Zenith)	kit	39.55
ME530	1939-60 Chevrolet Cab Over Engine (COE) (Carter)	kit	30.55

• **Carburetor Float**

Part No. Description

ME839	1939-49 Chevrolet Carter w-1, six cylinder	each	19.75
ME827	1950-62 Chevrolet Rochester, six cylinder	each	11.00

• **Carburetor Insulator Plates**

Slows heat transfer from intake manifold to carburetor.

Part No. Description

ME273	1937-53 Chevrolet 216, 1941-49 Chevrolet low pressure 235, 1939-59 GMC 228, 236, 248, and 1941-62 GMC small port 270, six cylinder engine (1-1/2" throat, 2-3/4" center to center)	each	9.50
ME259	1950-62 Chevrolet 235 and 261 six cylinder engine (1-3/4" throat, 3" center to center)	each	9.50

• **Carburetor Fuel Line Inlet Fitting**

The intermediate brass fitting that allows the fuel line to attach to carburetor inlet.

Part No. Description

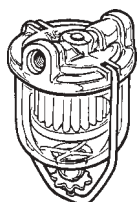
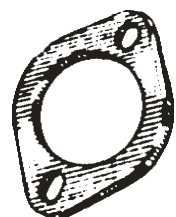
MEE608	1934-62	each	4.95
--------	---------------	------	------

• **Carburetor Gas Filter**

An authentic GM option which helps in removing dirt particles and water before entering the carburetor. Almost identical to original. Includes metal top, glass bowl, and internal filter. Attaches to side of carburetor.

Part No. Description

ME668	Carburetor gas filter assembly	each	22.05
-------	--------------------------------------	------	-------



MECHANICAL

5% Off online orders

FUEL SYSTEM (continued)

• **Carburetor Gas Filter Element**

Part No.	Description		
ME669	Replacement element for ME668 above	each	7.35

• **Accelerator Linkage Return Spring Lower Clip**

Secures to an oil pan bolt and attaches to the lower end of the vertical linkage return spring.

Part No.	Description		
MEE295	1941-53	each	3.90

• **Accelerator Vertical Linkage Return Spring**

Part No.	Description		
ME459	1941-53	each	5.00

• **Throttle Cable Brass Wire Stop**

Attaches to end of cable wire beside carburetor.

Part No.	Description		
ME403	1937-59	each	1.45

• **Air Filter Element, Non Oil-Bath Type**

When using the original standard flat type GM air filter on top of carburetor.

Part No.	Description		
ME238	1941-55 6" diameter Copper mesh, exact original	each	23.50
ME2381	1941-55 6" diameter hi-tech modern paper style	each	7.50

Note: ME238 is the "oil-wetted" type originally used. Requires a light coating of motor oil to be effective. Show quality.

• **Engine Intake Rings**

Fits between head and manifold. Prevents most intake air leaks. Set of 3.

Part No.	Description		
ME236	1934-53 Chevrolet 207 and 216 engine, 1941-49 Chevrolet 235 engine, and 1939-59 GMC engine	set	5.65
ME237	1950-62 Chevrolet 235 engine and 1954-62 Chevrolet 261 engine six cylinder	set	5.65

• **Gas Tanks - New (Original Style)**

Our new reproductions are shaped and formed just like GM. The reconditioned used units are bead blasted and coated inside. Securing straps are below.

Part No.	Description		
MEG150	1949-55 1/2 ton Pickup (fits behind seat), new, galvanized	each	190.00

NOTE: MEG150 has been given the correct "pipe threads" in the fuel outlet hole. These correct threads are needed for a proper gasoline seal. Warning! This has not been done to 1949-55 reproduction new tanks sold by many vendors.



5% Off online orders

FUEL SYSTEM (continued)

• Gas Tanks Sealer

“The best on the market” see our PAINT SECTION for our POR-15 gas tank sealer.

• Gas Tank Straps (Original Style)

Part No.	Description		
MEG130	1947-48 1/2 ton Pickup and 1947-55 1/2 ton Suburban and Panel (under bed)	pair	34.50
MEG131	1949-55 Pickup (behind the seat)	pair	32.50

• Gas Tank Sending Units

Including float and gasket.

Part No.	Description		
ME635	1949-53 6 or 12 volt (will also fit the 1947-48 under bed tank, but not totally accurate)	each	34.00
ME487	1954-59 6 or 12 volt	each	29.00

• Gas Tank Sending Unit Wire Grommet

Fits in floor under tank where wire passes through. Protects wire insulation.

Part No.	Description		
FP1831	1949-59	each	.95

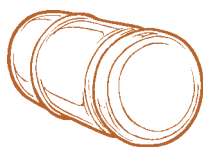
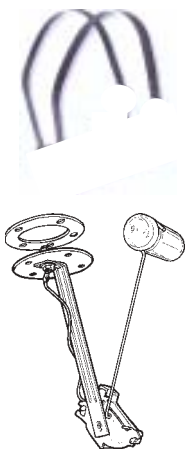
• Gas Tank Sending Unit “Filter Screen”

Fits on pickup tube. An excellent addition to keep rust particles from old tanks out of the fuel system.

Part No.	Description		
ME754	1954-66	each	12.90

• Gas Tank Sending Unit Float

Part No.	Description		
ME489	1947-72 Brass as original	each	4.90



MECHANICAL

5% Off online orders

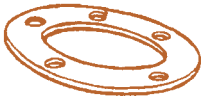
FUEL SYSTEM (continued)

• **Gas Tank Sender Gasket**

Fits on top of tank.

Part No. Description

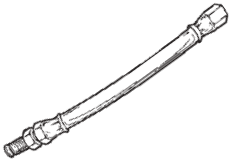
ME490	1936-66 Improved replacement of original, cork and rubber blend	each	1.70
-------	-----------------------------------------------------------------------	------	------



• **Gas Tank Lower Flex Hoses**

Part No. Description

ME456	1947-53	each	12.40
ME607	1954-60	each	13.75



• **Gas Tank Installation Pads**

Protects tank from contacting the securing straps. Chevrolet and GMC.

Part No. Description

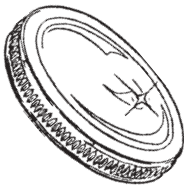
MEG125	1947-48 Pickup and 1947-55 Panel and Suburban 4 piece	set	6.00
MEG126	1949-59 Pickup 9 piece	set	12.00

• **Gas Cap - Non-locking Type**

Appears just as the original chrome plated cap, not like the current replacement sold by many suppliers.

Part No. Description

ME496	1938-71	each	7.35
-------	---------------	------	------



• **Gas Caps - Locking Type**

Part No. Description

ME497	1938-66 Chrome, 2 keys. With Chevrolet Bowtie	each	34.50
MEE101	1938-66 Stainless, 2 keys. Without Chevrolet Bowtie	each	9.50

Note: See "Cab Related Parts" section for gas filler neck grommet, filler hose, clamps, and etc.

HEATING SYSTEM


• **Heater Valve, For Fresh Air Unit**

Replace the leaking firewall mounted heater valve with a cleaned and rebuilt unit including new rubber seals. Ranco, and Harrison all original equipment thermostatic type. Plus core charge.

Note: This valve is only for the factory "fresh air" heater.

Part No. Description

REME202	1947-55 1st.....	each	54.00
ME203	Core charge for REME202. Must have heat tube attached	core	35.00



HEATING SYSTEM (continued)

• **Heater Valve, For Recirculator Unit**

A manual water shut off valve. Fits in water pump outlet as original when using a recirculator heater.

Part No.	Description		
ME364	1937-62	each	29.95

• **Heater Hose Water Shut Off Valve**

Fits in heater hose. Not original, but works excellent. Can be connected to a wire to operate from inside cab.

Part No.	Description		
ME792	All Years. Heater valve	each	39.40

• **Thermostat, 180 Degree**

Part No.	Description		
MEE490	1937-66 inline six cylinder	each	7.20

• **Heater Hoses**

Part No.	Description		
ME769	5/8"	foot	1.00
ME770	3/4"	foot	1.00

• **Heater Hoses Connectors**

Connects heater hose 1/2" to water pump and / or thermostat housing.

Part No.	Description		
MEH153	2 3/4" long	each	7.50
MEH154	1 1/2" long	each	6.50

• **Heater Hose Clamp**

Part No.	Description		
ME204	1947-55 original flat type as used by GM	each	1.70

• **Heater Gaskets**

For deluxe airflow heater. Three piece set.

Part No.	Description		
MEH200	1947-54	set	11.50

• **Heater Hose Firewall Grommets**

Part No.	Description		
ME258	1947-55 For the GM factory fresh air heater. Protects hoses as they pass through firewall	pair	3.25

• **Heater Defroster Outlet**

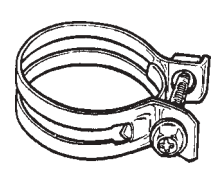

Fits under dash.

Part No.	Description		
MEH198	1947-55	each	15.85

• **Heater Defroster Tubing**

Connects heater to defroster duct under dash. Cut length to fit.

Part No.	Description		
ME284	1947-53 2" with rubber heater attaching rings	set	18.00
ME285	1954-66 2"	set	18.00



1947-55 CHEVY AND GMC PICKUP

Continued from Air Conditioning at the beginning of the MECHANICAL section.



CUSTOM A/C, HEAT AND DEFROST COMBO 12 Volt


Unit mounts directly to firewall, where all A/C and heater lines route through the factory blower motor hole with a neat rubber grommet and trim plate.

Choose from under dash custom molded plenum as per picture above OR our new hidden system that blows through the factory speaker grille.

Designed for ease of installation, with custom condenser mounting, neat aluminum lines, and step-by-step instructions. Retains top cowl vent assembly and majority of glovebox. Has floor heat, and dehumidified defrost.

Both straight 6 or V-8 compressor and alternator mounting brackets available.

See 1st page of Mechanical Section for details!

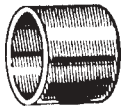


Hidden system behind speaker grille with lever style switches.



5% Off online orders

MISCELLANEOUS MECHANICAL



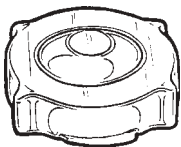
• Crankshaft Pulley Sleeve

Metal sleeve fits over original crankshaft pulley. Eliminates unwanted worn groove on crankshaft pulley created by timing cover seal which usually causes oil leaks. Includes bonding agent. Pulley must be removed to install.

Part No.	Description		
ME256	1937-72 Chevrolet six cylinder, and 1939-59 GMC six cylinder	each	6.25

• Oil Dip Stick Tube

Part No.	Description		
MEE321	1941-62 Presses into block.....	each	5.75



• Oil Caps

Part No.	Description		
ME271	1937-48 Chevrolet and most GMC's. Fits on top of side breather pipe	each	6.50
ME215	1949-54 Chevrolet. Fits on valve cover and seals	each	4.00

• Oil Filter Cartridges

Disposable cartridge inside canister type filter assembly. Not late model spin on type.


Part No.	Description		
ME289	1937-62 Chevrolet 4-1/2" diameter	each	11.30
ME756	1937-62 Chevrolet 4-1/8" diameter	each	11.80
ME373	1939-59 GMC 3-5/8" diameter	each	11.40



MECHANICAL

5% Off online orders

MISCELLANEOUS MECHANICAL (continued)



• **Oil Filter Lines With Fittings, Chevrolet**

For optional external type oil filter assembly that attaches to intake manifold. Chevrolet 216 or 235 engine.

Part No.	Description		
ME739	Both upper and lower lines	pair	30.95

• **Oil Filter Pressure Lines, GMC**

These correct formed metal and flexible lines are used in the factory oil filter system beside engine. Includes special brass fittings. Kit includes the two combination lines. While supplies last!

Part No.	Description		
MEB141	1939-59 with fittings	pair	42.75

• **Oil Filter Assembly**

When you haven't found an original. We now stock an attractive remote filter that is equal or better than GM. Attaches to firewall not to intake manifold. You provide oil lines to the factory pre-drilled holes in your block.

Part No.	Description		
MEO255	1941-62 216, 235 and 261 six cylinder	each	49.50

• **Speedometer Cables - With Metal Housing**

Exact as original.

Part No.	Description		
ME2722	1947-55 Chevrolet and GMC	each	25.00
ME812	1939-59 COE (cab over engine)	each	32.25

• **Speedometer Cables - With Vinyl Housing**

Excellent replacement.

Part No.	Description		
ME2272	1937-72 Chevrolet and GMC	each	17.75
ME811	1939-59 COE (cab over engine)	each	29.50

• **Wheel Studs**

Part No.	Description		
MEW200	1936-50 1/2 ton front	each	2.30
ME1551	1951-62 1/2 ton front	each	1.00
ME1552	1936-62 1/2 ton rear	each	1.75
ME344	1946-70 3/4 ton front 2wd 1 3/4" long	each	1.75
ME521	1940-55 1st 1-1/2 and 2 ton, front	each	2.75

• **Lug Nuts**

For attaching wheels.

Part No.	Description		
ME141	1934-72 1/2 ton (7/16 x 20 threads)	each	.60
ME345	1946-72 3/4 ton and 1934-72 1 ton (1/2 x 20 threads)	each	1.65

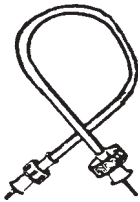
• **Lug Nut Covers, Chrome Acorn Type.**

Dress up your wheels without hub caps. Press over lug nuts.

Part No.	Description		
MS341	1/2 ton style	each	.75
MS272	1 1/2 and 2 ton (diameter 1 1/16")	each	.80



Not Exact Shape!



5% Off online orders


SHIFT BOXES, ETC.



• Shift Boxes

Rebuilt to operate like new. Fits on lower steering column. Tightens shifting pattern on 3-speed. Plus core charge.

Part No.	Description		
REME103	1948-53	each	47.50
REME404	1954-55	each	47.50
ME107	Core charge for REME103 and REME404	core	50.00



• Shift Bellows

Keeps dirt out of shift box.

Part No.	Description		
ME108	1948-59	each	3.40



• Shift Lever Bushings

Column shift. Help tighten shift pattern.

Part No.	Description		
ME101	1948-53 3-speed (set of 2)	set	2.30
ME102	1954-55 3-speed (set of 6)	set	5.40

• Shift Knuckle or Joint And Screws

Fits at the top of steering column to hold 3-speed shift linkage. (Will work on 1955-59 if you use a 1948-54 inner threaded bushing. Call us if you need one.)


Part No.	Description		
ME266	1948-54 3-speed (see above for 1955-59)	each	14.15
ME2661	The correct screws to secure shift knuckle to steering column mast jacket	pair	2.95



• Shift Lever Spring Plus Two Securing Pins

Part No.	Description		
ME300	1948-59 3-speed column shift	each	5.10

SUSPENSION PARTS



• Leaf Springs, 1-3/4" Wide

As original. Not re-arched, but freshly made new assemblies ready to install on your truck.

Part No.	Description		
MES102	1947-55 Front, 1/2 and 3/4 ton	each	109.50
MES103	1947-54 Rear, 1/2 ton (Not 1955 1st)	each	175.50
MES129	1955 1st Rear, 1/2 ton (top of axle housing.)	each	195.50
MES106	1934-55 Leaf spring center bolt with nut	each	1.75


• Spring Shackles - Front

Part No.	Description		
ME184	1947-55 1st 1/2 and 3/4 ton	each	28.10
ME493	1955 2nd-59 1/2 and 3/4 ton front and rear, and 1947-55 1st 1, 1-1/2, and 2 ton with 2" spring, front	each	29.25



MECHANICAL

5% Off online orders



SUSPENSION PARTS (continued)

• Spring Shackles - Rear

Part No.	Description		
ME186	1934-55 1st 1/2 ton	each	31.50
MEP995	1933-68 3/4 and 1 ton and 1933-59 1-1/2 and 2 ton	each	45.00

• Spring Shackle Neoprene Seals

Part No.	Description		
ME187	Replaces original round cork type. (included in spring shackle kits)	each	.75

• Spring U-Bolt

Holds leaf spring to axle. Includes proper attaching nuts. (Two per spring required.)

Part No.	Description		
ME276	1940-54 1/2 ton front, 1947-54 1/2 ton rear (without auxiliary springs), and 1947-54 3/4 ton front, 1-3/4" spring	each	8.00

• Spring Bolt and Bushings

Part No.	Description		
ME260	1934-55 1st 1/2 ton front & rear, 3/4 front (1-3/4" spring) includes nut, washer, and bushing bolt	each	15.00
ME805	1941-55 1st 1 and 1-1/2 ton (2" spring)	each	15.50

• Spring Pins and Bushings, Rear Springs

Part No.	Description		
ME432	1937-55 1st 3/4 and 1 ton. For 2" rear spring	pair	27.15
ME433	1937-62 1-1/2 ton. For 2-1/2" rear spring	pair	27.15
ME675	1947-59 2 ton. For 2-1/2" rear spring	pair	29.40

• Shock Absorbers

Name brand, made in the USA. Heavy duty.

Part No.	Description		
ME189F1	1950-55 1/2 and 3/4 ton, front	each	19.80
ME189R2	1950-55 1/2 ton, rear	each	19.80
ME189R3	1950-55 3/4 ton, rear (use your lower sleeve, bolt, and nut) .	each	19.80
ME833	1950-54 1 ton, front	pair	54.95

• Shock Mounts

We have these "heat forged" and stamped as original. We were not satisfied with bent and welded get-by reproductions. The result is: The best quality at a lower price!

Part No.	Description		
MES134	1950-55 Front and rear upper	each	29.00
MES135	1950-55 Rear lower	each	24.50
MES133	1950-55 Front lower, right and left	pair	31.50



MES134




MES135



MES133

5% Off online orders



• **Shock Absorbers - "Single Action" Lever Type**

Original lever action type. Units are totally rebuilt to operate like new. Equal to new in quality and long life! Painted and ready to install. Should outlast the modern telescoping style 4 to 1. Plus core charge.

Part No.	Description		
REME815	1934-46 Left front and 1947-49 Right front, 1/2 and 3/4 ton	each	119.50
REME816	1934-46 Right front and 1947-49 Left front, 1/2 and 3/4 ton	each	119.50
REME817	1934-49 Left, rear	each	119.50
REME818	1934-49 Right, rear	each	119.50
ME819	Core charge for REME815, REME816, REME817, and REME818	core	30.00

• **Sway Bar Bushings For Front Sway Bars - Panel and Suburban**

See Front end ans Steering Section.

• **Shock Absorber Bolt Kit**

Includes stud, nut, and rubber bushings.

Part No.	Description		
ME900	1955-72 Lower rear	set	11.05

• **Shock Absorber Link - Single Action Shocks**

Complete with bushings, pins, brass sleeves, etc.

Part No.	Description		
ME411	1947-49 Front and 1937-49 Rear	each	20.35

• **Shock Absorber Link Rubber Bushings With Sleeves and Pins**

Included in ME411. Set of 2. Single action type only!

Part No.	Description		
ME262	1930-49	set	9.95

• **Shock Absorber Link Bushings - For Double Action Shocks**

Part No.	Description		
MES110	1937-49	each	9.95

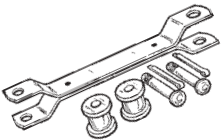
• **Shock Absorber Fluid**

A proper replacement when adding fluid to the original 1949 and older lever action shock absorbers.

Part No.	Description		
ME672	32 ounce can	each	7.35

• **Grease Fittings**

Part No.	Description		
ME190	Straight fitting	each	1.00
ME191	Angled fitting	each	1.00
ME192	Steering kit for tie rods and kingpins	each	9.05
ME193	1940-59 Spring kit for 4 springs	each	9.05



MECHANICAL

5% Off online orders



• Axle Bumpers

Part No.	Description	
ME758	1940-55 1st Front rectangular, fits on axle above spring...	each 9.05
ME759	1947-53 Rear, fits under hump in frame.....	each 13.50
ME444	1954-59 Rear, fits to the side of hump in frame.....	each 10.00



An all - round
value.....

All around the
farm.



A Truck with a Cab that "Breathes"

In today's new Advance-Design Chevrolet trucks, the driver's compartment almost literally "inhales" fresh air and "exhales" used air—keeps glass fog-free and clear—far safer—far more comfortable! Other new features and innovations make these the trucks to see *first*, no matter what your hauling needs! See them at your Chevrolet dealer's.



Yes, they're **ADVANCE-DESIGN** trucks, new from roof to road—from headlight to tail light, with performance that will give you better and more profitable results on any delivery or hauling job.



Talk about truck engines—for dependability, power and economy, your Chevrolet's **VALVE-IN-HEAD ENGINE** is the "king" of its capacity! . . . And those Chevrolet **HYDRAULIC TRUCK BRAKES** have positive-action, an exclusive design for greater brake-lining contact that makes them sure stoppers!

More **LOAD SPACE** in panels and pick-ups . . . more efficient loading in stake and high rack bodies. . . . And stronger, sturdier **FRAMES**, designed to carry greater loads greater distances for a longer time. The **LONGER WHEELBASE** means more room in the cab—better load distribution in the carrier.



There's power on the pull, with Chevrolet's **FULL-FLOATING HYPOID REAR AXLES!** They're geared for the load and the road!

**Fresh-air heating and ventilating system optional at extra cost.*



New Advance-Design **CHEVROLET TRUCKS**

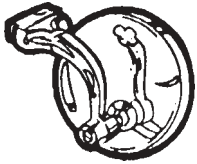
FOR TRANSPORTATION UNLIMITED
CHEVROLET MOTOR DIVISION, General Motors Corporation, DETROIT 2, MICHIGAN

MIRROR PARTS

5% Off online orders

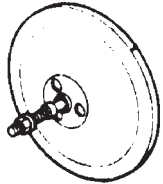
• Mirrors, Peep Type

Attractive era option. Attaches to door edge. Complete with bracket and attaching screws. Fits all years.



Part No.	Description		
MI101	Left, short curved chrome arm with 4" stainless head	each	19.95
MI102	Right, short curved chrome arm with 4" stainless head	each	19.95
MI148L	Left, straight chrome arm with 4" stainless head.....	each	19.95
MI148R	Right, straight chrome arm with 4" stainless head	each	19.95

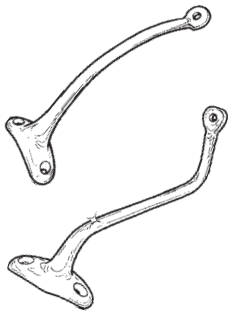
• Mirrors, Outside



Part No.	Description		
MI103	Black 5" round	each	9.65
MI125	Chrome 5" round.....	each	10.50
MI104	Black rectangular type to replace MI103. Gives slightly more viewing area (5 1/2" x 7 1/2")	each	11.30
MI149	Stainless rectangular type to replace MI125. Gives slightly more viewing area (5 1/2" x 7 1/2")	each	16.95

• Mirror Arms, Outside

Yes, there is a difference in the 1947-50 and the 1951-55 left side mirror arms!




Part No.	Description		
MI108	1947-50 Left, paintable as original	each	15.00
MI109	1951-55 Left, paintable as original	each	15.00
MI111	1947-55 Right, paintable as original.....	each	15.00
MI110	1951-55 Left, chrome (will fit 1947-50)	each	21.75
MI126	1947-55 Right, chrome	each	21.75

• Mirror Arm Gasket, (For exterior mirror arm)



Part No.	Description		
MI118	1947-55	each	.75

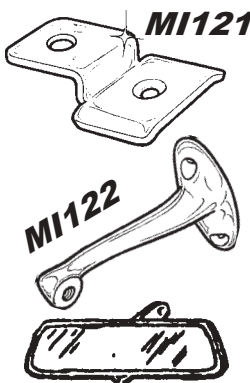
• Mirror Arm Screws, (For exterior mirror arm)



Part No.	Description		
MI120	1947-55 Two stainless screws with nuts	pair	3.70
MI150	1947-55 Two paintable steel screws with nuts, as original	pair	2.20

• Mirror Brackets, Inside

Allows you to have the optional inside rear view mirror.



Part No.	Description		
MI121	1947-53 Ready for painting	each	6.80
MI122	1954-55 Ready for painting	each	9.50
MI160	1954-55 Chrome	each	15.95

• Mirror, Inside

With stainless backing.

Part No.	Description		
MI124	1947-59	each	19.25

MIRROR PARTS

5% Off online orders



• **Vanity Mirror**

A nice GM accessory that attaches to inside sunvisor. Also provides places to pencil-in your mileage at oil changes, lubrication, plus vacation start times.

Part No.	Description	each	Price
MS320	1947-55		29.50



**Chevrolet Trucks are ahead of all others in what
you get for what you pay**

MISCELLANEOUS



5% Off online orders



GM Restoration Parts

• Door Lubrication Stickers

Chevrolet. Blue, yellow, and white, as original. With stick-on waterless back.

Part No.	Description		
MS101	Lube sticker	each	.50
MS501	Lube stickers (set of 5)	set	2.25

• Advertising Sales and Service Signs

For garage, recreation room, shop, etc. White enamel metal signs with vinyl decals. Approximately 14" x 17" in original three colors, as always displayed in dealerships. Punched right angle edge and ready to be secured to a vertical board or post. Double sided. Exterior or interior use. An excellent gift!

Part No.	Description		
MS102	Chevrolet	each	31.50
MS103	GMC	each	31.50

• "Decals Only", From Above Advertising Sales and Service Sign

The same decals used on our MS102 and MS103 signs. Use on windows, your own signs, etc. Weatherproof vinyl approximately 11-3/4" diameter. Much like displayed in dealerships.

Part No.	Description		
DE101	Chevrolet	each	8.75
DE102	GMC	each	8.75

• Decals, Miniature Service Sign

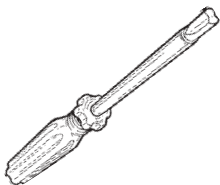
A copy of each, DE101 and DE102. Both are waterproof, approximately 3" diameter. Use on windows, your own signs, etc.

Part No.	Description		
DE103	Miniature decals	set	1.70

• Clutch Head Drivers

Hard to find, high quality drivers to complete your Chevrolet tool collection. A "must" when installing this unique bolt head. We stock the three that are used on GM trucks.

Part No.	Description		
MS110	5/32"	each	6.80
MS111	1/4"	each	6.80
	5/16" not sold separately	set only	
MS313	Full set of three	set	16.95



MISCELLANEOUS



5% Off online orders



NEW

• Outside Metal Sun Visor

A great copy of the classic "Fulton Model 800" visor. This was by far the most in demand model during the 1950's. Comes in primer ready for your final paint.

Part No. Description

MSV098	1947-53 Steel	each	449.00
MSV099	1947-53 Hardened Aluminum	each	449.00



• Accessory Traffic Light Viewer

An attractive option for helping driver to better sees overhead stoplight. Especially nice if you use an outside sunvisor.

Part No. Description

MS159	1947-56	each	34.25
-------	---------------	------	-------



• Tires

Excellent 6.50 x 16 four ply rated blackwall commercial tires for the 1955 and older 1/2 ton truck. Keep your tire diameter as original to give better vehicle speed and lower engine RPMs. Only slightly larger than the original 6.00 x 16. (Will ship by UPS!)

Part No. Description

MS125	1937-55 1st 1/2 ton truck	each	88.75
-------	---------------------------------	------	-------

• Inner Tube

Part No. Description

MS204	1937-55 1st For original 16 inch tires	each	11.95
-------	----------------------------------------------	------	-------



• Wheels (Painted or Chrome)

Very close to the original 1/2 ton wheel. 6 bolt, 15"x5".

Part No. Description

MST150	1936-59 Bare steel(hub caps listed below)	each	59.50
MST149	1934-59 All chrome including one baby moon hubcap	each	72.50

• Hub Caps - Stainless Steel

Designed to fit only the above reproduction wheels, MST150.

Part No. Description

MST155	1936-59 Without logo, 4 pieces	set	85.00
MST156	1936-59 With Chevrolet Bowtie logo, 4 pieces	set	110.00

• Spare Tire Under Bed Assembly

Includes the long and short cross arm, plus "J" hook and long nut. This new USA reproduction looks almost like the original when installed. Very complicated part to reproduce! Heavy steel like GM. This places your 15" or 16" spare tire and wheel under the truck where it belongs.

Part No. Description

MST273	1941-50 1/2 ton Pickup	set	289.50
MST274	1941-50 1/2 ton Suburban and Panel truck	set	289.50



Short Arm
Not Shown

MISCELLANEOUS

5% Off online orders



• Spare Tire Hook

Holds up factory tire rack by attaching into rear cross sill. Includes special long retaining nut. (Included in MST273.)

Part No.	Description		
MS107	1937-50 1/2 and 3/4 ton	each	14.15



• Spare Tire Hook Locking Nut

This special long brass nut fits MS107, however, it has a groove for use with your factory spare tire lock. Hand made in the USA!

Part No.	Description		
MS275	1937-50 1/2 and 3/4 ton	each	18.75

• Panel Truck Cargo Protection Oak Rail Assembly

Originally in all panel trucks to protect the inside metal body panels from cargo damage.

Part No.	Description		
MS600	1947-55 1/2 ton Chevrolet and GMC	pair	39.50

• Factory Tool Bag

An exact copy of the original canvas tool bag that was placed in new GM trucks during the 1940s and 1950s. Made with proper color material and snaps. Inside are cardboard sheets with scale artist's drawings of each tool. You will know which tools to look for at swap meets, secondhand stores, garage sales, etc.

Part No.	Description		
MS151	Factory tool bag.....	set	17.75



• Key Blank, General Motors Style


Part No.	Description		
MS120	Authentic key for ignition, doors, and glovebox. Ready to be cut	each	1.70



• Blue Dots

An after-market option. Very popular during prior years. Cut glass with chrome over brass ring. The best quality made! Don't confuse these with the plastic lens, chrome over steel. Easy to install in all plastic taillight lenses.

Part No.	Description		
MS225	Blue dot lens	pair	8.95



• Reflector License Plate Fasteners

An inexpensive extra accessory to go with that older truck. Adds the final detail to an otherwise plain area. Quality reflective jewels with aluminum back, long bolt, and nut.

Part No.	Description		
MS157	Red plastic lens (Not aluminum).....	pair	2.00
MS158C	Clear glass lens	pair	9.05
MS158O	Orange glass lens.....	pair	9.05
MS158G	Green glass lens	pair	9.05
MS158B	Blue glass lens	pair	9.05
MS158R	Red glass lens	pair	9.05



MISCELLANEOUS

5% Off online orders



• **Hood Center Strips**

Fits 1/2, 3/4, and 1 ton. Covers the two hood halves as original.

Part No. Description

MSS471	1947-55 1st Chevrolet, metal, paint body color.....	each	69.00
MSS470	1947-55 1st Chevrolet, polished stainless	each	110.00
MSS472	1947-55 1st GMC, polished stainless	each	110.00



• **Bed Roll Custom Lights**

For the custom non-original stepside pickup. Fits in the bed roll and is a great addition to the original taillights. A pair of double filament units are extra stop and turn signal lights. You run your wire forward through bed roll, down a stake pocket and connects to your harness. Complete with lens, housing, sockets, wiring, and instructions. A great extra.

Part No. Description

SMC120	1940-72 Stepside 1 3/4" diameter roll	pair	78.00
--------	---------------------------------------------	------	-------

• **Scratch Pads**

For jotting down your important notes. Edges are bordered and have four truck fronts at bottom. Logo states: "Old Chevy Trucks".

Part No. Description

MS149	About 50 sheets (7" x 7-1/4").....	each	1.50
-------	------------------------------------	------	------



NEW

• **Chevrolet Charm, Sterling Silver**

Part No. Description

MS500	1954-55 1/2 ton (7/8"long)	each	11.75
-------	----------------------------------	------	-------

• **Truck Covers, Custom Fit**

The patterns create a nice custom fit that follows the contour of your truck. The construction is a 3 layer nonwoven gray breathable light weight material almost totally dust proof. The soft flannel like inner layer protect your truck's finish. Great for inside use. Excellent outside on a limited basis. Fabric is breathable so moisture and condensation can evaporate. Extra UV resistance.

Part No. Description

MST184	1947-53 Chevrolet/GMC shortbed	each	295.00
MST185	1954-55 Chevrolet/GMC shortbed	each	295.00



• **Truck Covers, Universal Truck Fit**

A great light weight single layer cover designed for protecting your truck during inside storage. Very close to a custom fit. Clean with a garden hose. Not designed for longterm outside storage.

Part No. Description

MST179	1947-55 Chevrolet/GMC shortbed (Universal)	each	69.50
MST196	1947-55 Chevrolet/GMC Suburban and Panel	each	89.50



MISCELLANEOUS



5% Off online orders

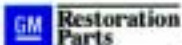


• Identification Tag

Exact copies of the oval etched plate used on the generator, starter, and distributor. Includes two threaded drive rivets.

Part No. Description

MS128	Black etching on aluminum. Correct for 1941-62 distributor and 1941-55 generator and starter	each	7.50
-------	----------------------------------------------------------------------------------------------------	------	------



• Identification Tags For Left Door Post

The final authentic detail on your restored Chevrolet or GMC 1/2 ton! Etched ink over silver tag showing the vehicle manufacturer, gross weight, horsepower, etc. (You stamp your serial number on spot provided.)

Part No. Description

TR106	1947-49 Chevrolet 1/2 ton	each	16.90
TR107	1950 Chevrolet 1/2 ton	each	16.90
TR108	1951-52 Chevrolet 1/2 ton	each	16.90
TR109	1953 Chevrolet 1/2 ton	each	16.90
TR110	1954-55 Chevrolet 1/2 ton	each	16.90
TR111	1947-52 GMC- All gross weights	each	16.90
TR112	1953-55 GMC- All gross weights	each	16.90



• Coffee Mug

Quality 11-ounce cobalt blue porcelain mug with white drawings of three early Chevrolet trucks. (Showing 1941-46, 1947-53, and 1955-56.) Red lettering states: "Old Chevy Trucks - An American Legend".

Part No. Description


MS240	Coffee mug	each	7.00
-------	------------------	------	------

• Clock Retaining Plate, GMC

An exact replica of the chrome circular notched disc which allows you to install an in dash factory clock. Instructions include the type of more common passenger car clock you will need which was originally used by GMC in this application. A GM dealer option on the 1954-55 GMC but can also be used in the clock position of the 1955-59 dash.

Part No. Description

MS253	1954-55 GMC	each	39.00
-------	-------------------	------	-------



MISCELLANEOUS

5% Off online orders



BASEBALL CAPS

We challenge you to find a better quality heavy weight baseball cap. These are embroidered with official GM registered logos and come in low profile brushed cotton twill. One size fits all due to adjustable rear band. Available in either black, tan with medium blue bill or tan with black bill. For great colored view of these attractive caps, click the miscellaneous section of our website 1947-55 catalog at www.oldchevytrucks.com.

Chevrolet

Part No.	Description	
MST430	Black (Bowtie\Chevy Trucks)	each 11.95
MST432	Tan with blue bill (Bowtie\Chevy Trucks)	each 11.95
MST431	Tan with black bill (Bowtie\Chevy Trucks)	each 11.95
MST433	Visor Black with Bowtie and flames on bill	each 14.95
MST434	Black with Bowtie and flames on bill	each 14.95

GMC

Part No.	Description	
MST435	Black (GMC Trucks)	each 11.95
MST436	Tan with black bill (GMC Trucks)	each 11.95



MISCELLANEOUS



5% Off online orders



T-SHIRTS

The "Haulin' Heartland" is one of the most popular Chevrolet truck T-shirts. This colorful 100% pre-shrunk cotton shirt is just right for those that like the full range of Chevy trucks on the front and back. This shirt features such great trucks as 1941-46, 1947-53, 1955-56, Cameo's, 1967-68, 1969-70, 1971-72, and late 1990's. For a great view of this attractive double sided shirt check the "miscellaneous" section of our website 1947-55 catalog at www.oldchevytrucks.com.

Part No.	Description		
MST423	Large	each	17.00
MST424	X Large	each	17.00
MST425	XX Large	each	19.00



*On the Back of
"Haulin' Heartland"
T-Shirt above!*



CHEVROLET TRUCKS BUILT TO LAST!



1953 Chevrolet Advance-Design Trucks deliver more value!

4 powerful
reasons why
you get more
of what you
want...

Now—even more for your money with Chevrolet!

Advance-Design Chevrolet trucks for 1953 bring you new stamina and new safety with heavier, more rigid and durable construction. Heavy-duty models provide increased horsepower and higher compression ratio in an advanced and greatly improved Loadmaster engine. The new high compression power of this great valve-in-head engine gives you faster acceleration, greater hill-

climbing ability—and even greater economy than previous Chevrolet trucks world-famous for their thrifty ways.

These are the greatest Chevrolet trucks ever built. And with all their solid superiority, they list for less than any other trucks of comparable specifications.

Let your Chevrolet dealer show you how Chevrolet trucks offer more of what you want. Chevrolet Division of General Motors, Detroit 2, Michigan.

more engine power!

108-h.p. Loadmaster engine—standard on 5000 and 6000 Series heavy-duty and forward-control models, optional on 4000 Series trucks.

more staying power!

Heavier, stronger, more durable frames increase rigidity, add to ruggedness and stamina of all 1953 Chevrolet trucks.

more braking power!

Trucks up to 4000 Series heavy-duty models have big, powerful "Torque-Action" brakes. Series 4000 and above use "Torque-Action" brakes in front, "Twin-Action" in rear.

more economy!

New stamina plus extra gasoline economy in heavy-duty models with Loadmaster engine, reduces hauling costs per ton-mile.




MORE CHEVROLET TRUCKS IN USE
THAN ANY OTHER MAKE!

5% Off online orders

Triple Nickel Chrome!

BUMPERS AND RELATED ITEMS

Our triple nickel plated chrome or stainless bumpers provide a deep reflective finish that is unmatched by any other. By using the most advanced technology available today the non-stainless bumpers offer excellent chrome adhesion and added durability.



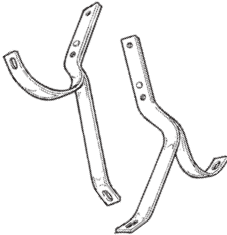
• Bumpers

For pickups unless otherwise stated.

Part No.	Description		
MS238	1947-55 Front, polished stainless	each	289.95
MSB238	1947-55 Front chrome	each	139.95
MSB238NC	1947-55 Front, non-chrome	each	89.95
MS238	1947-55 Front or rear Panel and Suburban, polished stainless	each	289.95
MSB238	1947-55 Front or rear Panel and Suburban, chrome.....	each	139.95
MS201	1947-53 Rear, polished stainless.....	each	289.95
MS201C	1947-53 Rear, chrome.....	each	139.95
MS131	1954-55 Rear, dip in middle as original, chrome.....	each	139.95

• Bumper Braces

Steel flat bars formed as original.



Part No.	Description		
MSB211	1947-55 1/2 and 3/4 ton front	set	79.95
MS105	1947-55 1/2 ton, rear.....	set	74.95
MSB210	1947-55 3/4 and 1 ton, rear	set	97.00

• Bumper Brace Mounting Fasteners

Bumper brace to frame fasteners. Includes 4 large bolts, washers and nuts.

Part No.	Description		
MSB118	1947-55.....	set	6.00



• Bumper Guards

Finally an exact reproduction of one of the most popular truck options. Specifically formed for use on all 1947-55 pickups. Quality chromed heavy steel forging.

Part No.	Description		
MS126	1947-55.....	pair	56.50

RUNNING BOARDS, ETC.

• Fiberglass Reproductions

Top quality to perfectly fit your special truck. Made from new old stock patterns so they are correct in dimensions. Excellent for use with the step plates or safety treads in our miscellaneous section. Strongly reinforced.



Part No.	Description		
MS168	1947-55 Left, 1/2 ton shortbed	each	167.80
MS169	1947-55 Right, 1/2 ton shortbed.....	each	167.80
MS179L	1947-55 Left, 3/4 ton	each	248.05
MS179R	1947-55 Right, 3/4 ton	each	248.05

NOTE: Modify rear brackets for 1/2 ton longbed GMC.

MISCELLANEOUS

5% Off online orders

RUNNING BOARDS, ETC. (continued)

• **Metal Reproductions - 1/2 Ton**

Tooling has been made to stamp these new running boards just like the originals.

Part No.	Description		
MS203	1947-55 Left and right, fits Chevrolet and GMC short bed	pair	495.00
MSR203L	1947-55 Left, fits Chevrolet and GMC short bed	each	267.50
MSR203R	1947-55 Right, fits Chevrolet and GMC short bed	each	267.50

• **“Smoothie” Reproductions, Metal**

An excellent running board particularly popular with those not wanting originality. Great for use with the aluminum step plates in our miscellaneous section. Fits Chevrolet and GMC 1/2 ton short bed. Smooth surface. No ridges.

Part No.	Description		
MS404	1947-55 Metal	pair	450.00
MS250	1947-55 Black fiberglass	pair	322.05

• **Running Board Reinforcing Brackets**

Perfectly replaces rusted-out welded on brackets between the two brace securing units. Cut these 30” units to your exact needs.

Part No.	Description		
MS189	1934-55 (2 required per truck).....	each	9.95

• **Running Board to Brace Brackets**

Weld to the underside of your boards as original. Has proper slots for bolts for securing to frame braces.

Part No.	Description		
MS2291	1936-55 5-3/4” long (4 required per truck).....	each	8.95
MS2292	1936-55 9” long (2 required per truck)	each	8.95

• **Running Board Tread Patch Panel**


Replaces the rusted out section on your original GM running board. Dimensions approximately 7” x 22”.

Part No.	Description		
MS228	1947-55	each	26.00

• **Running Board Step Plates**

Beautiful polished aluminum. Protects your painted metal or fiberglass boards.

Part No.	Description		
MS220	Chevrolet with toe kick 5” x 8 3/4”	pair	42.50
MS215	Chevrolet with blue Bow-tie emblem 5-1/4” x 11”	pair	39.50
MS215G	GMC with attractive early style letter design 5” x 10 5/8”.....	pair	39.75
MSR222	GMC as MS215G except non-polished 5” x 10 5/8”.....	pair	25.50



MS220



MS215



MS215G

RUNNING BOARDS, ETC. (continued)

• Running Board Safety Treads

These are the ultimate in authentic GM truck accessories. The original step plates offered only by GM through their dealerships. For the perfectionist who won't compromise! Black with non-slip finish. We also offer replacement non-slip adhesive strips if yours become worn! Made in the USA!



Part No. Description

MS122	1947-55 Dimensions 9" x 21" metal	pair	73.75
MS122T	1947-55 Replacement non-slip adhesive sheets.....	pair	14.95

• Running Board Rubber Plugs

Used on panel trucks and Suburbans. Fills the unused holes on rear upper edge normally filled by splash apron bolts on pickups.



Part No. Description

MS2771	1947-55 1/2 ton	set	3.55
MS2772	1947-55 1 ton	set	4.55

• Cab Over Engine (COE) Running Board Mats

The patterns were made from NOS mats so the top ribbed appearance is like original. An excellent black copy that glues to your metal cab flat step plates.



Part No. Description

MS267	1947-55 Set of 4	set	187.50
-------	------------------------	-----	--------

• Cab Over Engine (COE) Front Fender Rubber Pads

Now available since discontinued by GM over 50 years ago. Appears just like the original when installed. Glue to your fender.



Part No. Description

MS264	1947-55	pair	194.00
-------	---------------	------	--------

• Rear Valance Seal

Fits between body and rear bumper.

Part No. Description

MSS235	1947-59 Chevrolet and GMC Panel, Suburban, and Canopy Express	each	14.00
--------	---------------------------------------------------------------------	------	-------

• Fender Braces

Part No. Description

MS191	1947-55 Front fender, rod type as original	pair	14.15
MS192	1947-55 Rear fender, 1/2 ton only, rod type as original	pair	14.15
MSB104	1947-55 Rear fender, left or right, crown brace	each	21.00

• Radiator Overflow Tank

An original GM accessory. Exact as added by the dealer. Includes instructions, hose, fasteners, and the quality hand built gray firewall mounted tank.

Part No. Description

MER815	1937-53	each	125.00
--------	---------------	------	--------



MS191

MSB104





MS652

WE USE GENUINE PARTS



MS654

RED BOW TIE



MS653

CHEVROLET RACING



MS655

OK USED CARS



SUPER SERVICE
MS651



MS656



GMC TRUCKS
MS650

We provide seven "GM" counter or bar stools. Great for your shop or rec. room. Their colorful 14" cushions swivel on chrome legs. 30" high. Sold each \$89.50



PAINT

5% Off online orders

PAINT COLOR IDENTIFICATION

We are often asked, "What are the specific shades of the paint colors?" "Is Transport blue or Swifts red light, medium, or dark?" The following will help you identify the more popular 1947-55 colors.

To see the original paint on your truck, check the engine side of the firewall. Even if the truck was repainted, this area is usually given less preparation and thus old paint can be uncovered. Remember, during these Advance Design years, GM did not stamp paint color codes on its trucks. Therefore, any of the approximate 12 factory colors are correct in an authentic restoration.

• Green

Forester, Juniper, and Brewster:

These were the darker of the greens. They were usually the standard color if you did not specify one of the other non-extra cost color options. Thus, many dark green trucks exist.

Ocean, Seacrest, Apple, and Narva:

Lighter greens, also very popular on automobiles at that time.

• Blue

Boatswain, Mariner, and Ferrera:

These were the darker shades of blues. Very popular when the trucks were new!

Transport, Export, and Windsor:

Medium blue. Not sky or powder blue.

• Red

Swifts, Pimpernel Scarlet, Flame, and Commercial:

A bright shade used less in the conservative early years. Now a very popular choice!

Permanent, Burgundy Maroon, and Cape Maroon:

A dark red. Popular then and now.

• Orange

Omaha:

A bright color once more popular with commercial buyers than individual retail owners.

• Yellow

Armour:

An almost Canary yellow seen on fewer early trucks unless ordered by commercial buyers for their business.

PAINT, EXTERIOR

To date, most of our customers have found no supplier for the proper colors for vintage GM trucks. The only choice was to have paint mixed to approximate the original. We can now correct that problem. We have obtained a source for the more popular exterior colors for Chevrolet and GMC, 1936 and up. 1/2 and 3/4 ton pickups usually require 1-1/2 gallons for good paint coverage. These are mixed in fresh acrylic enamel.

Note: Quantity limited to two gallons total volume per package. No paint shipped out of the 48 Continental United States.

• Paint Sheets

Lists the names and years of the various colors, which were available from 1936 to 1966.

Part No.	Description		
LI124	1936-66 Chevrolet.....	each	.15
LI142	1938-66 GMC	each	.15

PAINT



5% Off online orders

PAINT, EXTERIOR (continued)

• **Basic Colors - Chevrolet**

*See page 135 for paint color descriptions!

Part No.	Description		
PT401Q	1936-48 Boatswain Blue	quart	45.00
PT401G	1936-48 Boatswain Blue	gallon	132.50
PT402Q	1936-48 Brewster Green	quart	45.00
PT402G	1936-48 Brewster Green	gallon	132.50
PT403Q	1936-48 Export Blue	quart	45.00
PT403G	1936-48 Export Blue	gallon	132.50
PT404Q	1936-52 Armour Yellow	quart	49.70
PT404G	1936-52 Armour Yellow	gallon	149.50
PT406Q	1936-55 1st Cream Medium	quart	45.00
PT406G	1936-55 1st Cream Medium	gallon	132.50
PT408Q	1947-49 Channel Green	quart	45.00
PT408G	1947-49 Channel Green	gallon	132.50
PT410Q	1947-52 Forester Green	quart	45.00
PT410G	1947-52 Forester Green	gallon	132.50
PT411Q	1947-52 Seacrest Green	quart	45.00
PT411G	1947-52 Seacrest Green	gallon	132.50
PT412Q	1947-52 Sun Beige	quart	45.00
PT412G	1947-52 Sun Beige	gallon	132.50
PT413Q	1947-52 Windsor Blue	quart	45.00
PT413G	1947-52 Windsor Blue	gallon	132.50
PT414Q	1947-55 1st Mariner Blue	quart	45.00
PT414G	1947-55 1st Mariner Blue	gallon	132.50
PT416Q	1952-59 Yukon Yellow	quart	49.70
PT416G	1952-59 Yukon Yellow	gallon	149.50
PT418Q	1953-54 Autumn Brown	quart	45.00
PT418G	1953-54 Autumn Brown	gallon	132.50
PT420Q	1953-55 1st Juniper Green	quart	45.00
PT420G	1953-55 1st Juniper Green	gallon	132.50
PT421Q	1953-55 1st Transport Blue	quart	45.00
PT421G	1953-55 1st Transport Blue	gallon	132.50
PT422Q	1953-57 Ocean Green	quart	45.00
PT422G	1953-57 Ocean Green	gallon	132.50

• **Basic Colors - GMC**

Part No.	Description		
PT801Q	1938-50 Ferrara Blue	quart	45.00
PT801G	1938-50 Ferrara Blue	gallon	132.50
PT802Q	1938-52 Morat Green	quart	45.00
PT802G	1938-52 Morat Green	gallon	132.50
PT803Q	1938-52 Narva Green	quart	45.00
PT803G	1938-52 Narva Green	gallon	132.50
PT806Q	1939-53 Brewster Green	quart	45.00
PT806G	1939-53 Brewster Green	gallon	132.50



PAINT



5% Off online orders

PAINT, EXTERIOR (continued)

• **Basic Colors - GMC (continued)** *See page 1 35 for paint color descriptions!



Part No.	Description		
PT807Q	1951-53 Mahogany Brown	quart	45.00
PT807G	1951-53 Mahogany Brown	gallon	132.50
PT808Q	1951-53 Polar Gray	quart	45.00
PT808G	1951-53 Polar Gray	gallon	132.50
PT809Q	1954 Cascade White	quart	45.00
PT809G	1954 Cascade White	gallon	132.50
PT810Q	1954 Cocoa Brown	quart	45.00
PT810G	1954 Cocoa Brown	gallon	132.50
PT811Q	1954 Cumberland Blue	quart	45.00
PT811G	1954 Cumberland Blue	gallon	132.50
PT812Q	1954 Huron Green	quart	45.00
PT812G	1954 Huron Green	gallon	132.50
PT813Q	1954 Neptune Green	quart	45.00
PT813G	1954 Neptune Green	gallon	132.50
PT814Q	1954 Sahara Tan	quart	45.00
PT814G	1954 Sahara Tan	gallon	132.50
PT815Q	1954 Teal Blue	quart	45.00
PT815G	1954 Teal Blue	gallon	132.50
PT816Q	1954-63 Chrome Yellow	quart	49.70
PT816G	1954-63 Chrome Yellow	gallon	149.50

• **Red and Maroons - Chevrolet**



Part No.	Description		
PT405Q	1936-52 Swifts Red	quart	49.70
PT405G	1936-52 Swifts Red	gallon	149.50
PT407Q	1936-72 Omaha Orange	quart	49.70
PT407G	1936-72 Omaha Orange	gallon	149.50
PT409Q	1947-52 Cape Maroon	quart	49.70
PT409G	1947-52 Cape Maroon	gallon	149.50
PT415Q	1952-55 1st Commercial Red	quart	49.70
PT415G	1952-55 1st Commercial Red	gallon	149.50
PT417Q	1953-54 Burgundy Maroon	quart	49.70
PT417G	1953-54 Burgundy Maroon	gallon	149.50

• **Red and Maroons - GMC**



Part No.	Description		
PT804Q	1938-52 Pimpernel Scarlet	quart	49.70
PT804G	1938-52 Pimpernel Scarlet	gallon	149.50
PT805Q	1938-53 Permanent Red	quart	49.70
PT805G	1938-53 Permanent Red	gallon	149.50
PT407Q	1954-72 Omaha Orange	quart	49.70
PT407G	1954-72 Omaha Orange	gallon	149.50
PT818Q	1954-66 Flame Red	quart	49.70
PT818G	1954-66 Flame Red	gallon	149.50

PAINT

5% Off online orders

PAINT, EXTERIOR (continued)

• Pin Striping Tape for Cabs

A final detail for the perfectionist. Furnished in the original width and most of the factory colors. Location and technical instructions included for 1947-55 1st. (Example: Cream Medium stripe was used over Forester and Juniper Green plus Mariner and Windsor Blue. Argent Silver stripe was used over Swifts Red and Black.)

Part No.	Description		
PT603AG	Apple Green	kit	13.00
PT603CM	Cream	kit	13.00
PT603LG	Light Green	kit	13.00
PT603SC	Scarlet.....	kit	13.00
PT603SI	Argent Silver	kit	13.00
PT603WH	White.....	kit	13.00

• Striping Tape

When you want to paint or spray your own cab stripe and not use the above colored tape. Once applied, the tape center can be pulled away to expose the paintable stripe surface. See LITERATURE section for pin striping sheet, LI158.

Part No.	Description		
PT217	15 Yards per roll	each	15.90

PAINT, INTERIOR

• Interior Paint

For cab, doors, dash, seat frame, etc. Formulated to exact color. Two quarts normally required.


Part No.	Description		
PT107E	1947-53 Chevrolet and GMC pickups and larger trucks. Semi- flat Gray-Brown enamel with slight metallic	quart	39.00
PT109	1947-55 Panel truck, Medium Gray, as original.....	quart	49.75
PT849*	1953 Chevrolet pickups, semi-flat Charcoal enamel with slight metallic	quart	49.75
PT110	1954-55 Standard cab, Pearl Beige	quart	49.75
PT900	1954-55 Standard cab, Pearl Beige vinyl headliner paint.....	quart	59.95
PT900P	1954-55 Standard cab, Pearl Beige vinyl headliner paint.....	pint	29.95

***Note:** The charcoal interior color for 1953 (PT849) appears to have changed in many cabs that year.

• Interior Paint, Suburban

For the proper placement of these two original colors, check the 1947-53 Suburban technical article on our website at www.oldchevytrucks.com.

Part No.	Description		
PT200	1947-53 Suburban, Dark Red Brown enamel	pint	34.75
PT200Q	1947-53 Suburban, Dark Red Brown enamel	quart	49.75
PT140	1947-53 Suburban, Light Red Brown enamel	quart	49.75



PAINT

5% Off online orders



PAINT, INTERIOR (continued)

• **1954-55 Deluxe Cab Colors**

This year was the beginning of several more harmonizing interior schemes with the deluxe cab. We have most of these available in enamel only.

Note: The two-tone colors, of course, require one quart of each shade to complete the job. Check our web-site for proper painting of these colors.

Part No. Description

PT211	Deluxe cab, two-tone green, optional, light Green	quart	49.75
PT213	Deluxe cab, two-tone green, optional, dark Green	quart	49.75
PT212	Deluxe cab, two-tone blue, optional, light Blue	quart	49.75
PT214	Deluxe cab, two-tone blue, optional, dark Blue	quart	49.75
PT113	Deluxe cab, Pulsar Gray, optional	quart	49.75

• **Heater Paint**

A silver brown "Hammered Paint" was used on fresh air and recirculating cab heaters. Gives a cloud or "fish eye" appearance. Painting instruction sheet included.

Part No. Description

PT137	1947-55	quart	34.50
-------	---------------	-------	-------

• **Steering Wheel and Column Paint**

During 1947-53, steering column, horn button, 3-speed shift lever, and steering wheel paint for pickups and larger trucks was a different shade than the interior sheet metal and has very slight metallic.

Part No. Description

PT108	1947-53	pint	35.30
-------	---------------	------	-------



PAINT, ENGINE AND TRANSMISSION

• **Engine Paint**

The best high-temperature engine enamel available anywhere. Exact factory colors to give your engine that "final touch". Fast drying. Can be brushed or sprayed.

Part No. Description

PT115	1929-62 Chevrolet six cylinder, gray	quart	35.00
PT1441	1954-63 Chevrolet 261 six cylinder, medium green, spray can	each	9.95
PT116	1954-62 Chevrolet six cylinder blue	quart	35.00
PT117	1939-48 GMC six cylinder, olive	quart	35.00
PT118	1949-59 GMC six cylinder orange	quart	35.00
PT1181	1955-56 GMC V8 red-orange	quart	35.00



• **Transmission Paint**

Gives the appearance of new cast iron. A must for the perfect restoration.

Part No. Description

PT138	12 ounce spray can	each	6.50
-------	--------------------------	------	------

• **Paint, Stainless Exhaust Manifold**

A special blend of stainless steel high temperature engine paint. Gives the appearance of new metal. Excellent on cast iron.

Part No. Description

PT139	Exhaust manifold paint	pint	14.70
-------	------------------------------	------	-------



PAINT



5% Off online orders



• **Engine Accessory Paint**

For generator, starter, distributor, frame, etc. High temperature. Black.

Part No.	Description		
PT119	Black paint	quart	11.75

PAINT, HUB CAP, BUMPER, AND GRILLE

• **Gray Paint**

As used on the non-chrome trim, Korean War Era trucks. Proper enamel light gray color.

Part No.	Description		
PT131	1952-53 Chevrolet.....	quart	28.25

• **White Paint**

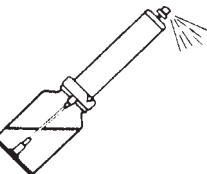
Used on the standard trucks. Exact enamel shade.

Part No.	Description		
PT132	1952-55 GMC	quart	28.25

• **Paint Sprayer, Portable**

Can be used to spray over 1,001 products. With this self-powered unit you can make your own sprayer for quality paints. Particularly good in spraying our lacquer interior paints or doing smaller touch-up jobs. Sprays 12 to 16 ounces of liquid.

Part No.	Description		
PT124	Complete sprayer	set	5.80
PT125	Extra power unit	each	4.70
PT126	Extra product container	each	1.15



New Advance-Design
Chevrolet
Trucks
 with the Cab
 that "Breathes"



PAINT

5% Off online orders



Most everyone has heard about POR-15.

We were so impressed with what this product can do for you in your restoration, we became a dealer! Whether you are painting the frame on a body-off restoration or just protecting your battery tray from acid chemicals, this “one time” application will do the job. Even great on farm machinery and underwater marine items. It’s proven reputation is unequalled!!

• Metal Ready

Provides the best adhesion on any metal surface including aluminum and polished surfaces. It gently etches the metal and gives an ideal surface for coatings such as POR-15 after thoroughly degreasing, “Metal Ready” will neutralize rust and etch any clean bare metal. (This is not needed for the POR-15 coating below if the surface is grease free.)

Part No. Description

POR15D20MR	20oz spray bottle	each	12.95
------------	-------------------------	------	-------

• POR-15 Coating

This is what its all about !! Chemically combines with rust as you paint. No need to remove rust first. Great on truck and car parts such as frames, suspension, floor pans, corroded battery trays, and even engines. This is not just paint. It is so tough you will be surprised how little the chassis is effected by rocks on gravel roads.

Part No. Description

POR15DPSG	Semi gloss black	pint	22.00
POR15DPQB	Semi gloss black	quart	33.00
POR15DPB	Black	pint	22.00

• Chassis Top Coat Gloss Black

This sunlight resistant coating is just right for metal that will be exposed to the sun. Its UV additives prevent sun fading and keeps that new high shine appearance. Paint over the POR-15 for the toughest, most permanent protection against rust, corrosion, and sunlight ever developed.

Part No. Description

POR15DQCHB	quart	38.00
------------	-------	-------	-------

• Fuel Tank Sealer

This high-tech sealer is formulated to not only stop pin hole leaks but resists all fuels including those with higher alcohol content. Stops rust corrosion, and leaks permanently. Chemically bonds to the inside tank metal surface. Seals up to a 25 gallon tank.

Part No. Description

POR15DQFTS	quart	26.00
------------	-------	-------	-------

• Marine-Clean

Cleans and degreases in one application without leaving residues, noxious fumes or flammable solvents.

Part No. Description

POR15DQMC	quart	10.00
-----------	-------	-------	-------

• POR-15 Solvent

Specially formulated for easy cleanup or thinning of POR-15 Rust Preventive Paint.

Part No. Description

POR15QSLV	quart	10.00
-----------	-------	-------	-------

RADIOS

• Restored Factory 6 Volt Radios. Looks Great!

Check on availability. We are often out of cores!

Part No. Description

RERA122C	1947-53 Chevrolet, complete, less antenna.	each	475.00
RERA122G	1947-53 GMC, complete, less antenna.	each	475.00
RERA123C	1954-55 Chevrolet, less antenna.	each	495.00
RERA123G	1954-55 GMC, less antenna.	each	495.00

Note: We can offer you a nice price if you sell us your old unit needing repairs.

• AM-FM Cassette Radios

For those wanting a more modern 100 watt radio. Fits nicely in original dash opening without cutting. 12 volt only. Speaker not included (see RADIO SPEAKERS AND GASKETS section). Sorry, doesn't fit in the dash on 1954-55.

Part No. Description

RA140	1947-53 Chevrolet.....	each	237.30
RAR141	1947-53 GMC	each	237.30

• New Reproduction Radios

These are great! Just introduced! Looks like the original radio in the factory dash opening, however behind the dash is a small light weight 12 volt box with new modern controls. You have to look under the dash to know is not pure GM. Push the tuner dial and it even changes from AM to the FM stereo band! These radios support from one to four 45 watt, 4 ohm speakers.

Part No. Description

RA499C	1947-53 Chevrolet.....	each	499.95
RA500C	1954-55 Chevrolet.....	each	499.95
RA500G	1954-55 GMC	each	499.95

TUNING KNOBS, PUSH BUTTONS AND FLIPPERS

• Tuning Knobs, Push Buttons, and Flippers

Chevrolet or GMC. Proper color and shape to exactly fit these rare radios.

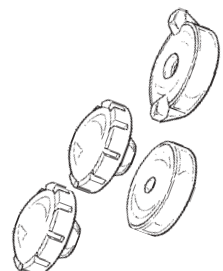
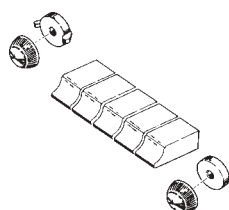

Part No. Description

RA101	1947-53 Push buttons	each	3.00
RA102	1947-53 Tuning knob or volume knob	each	3.00
RA103	1947-53 Flipper with ears	each	3.00
RA105	1947-53 Flipper without ears	each	3.00
RA902	1947-53 Set of 9 (2 tuning knobs, 2 flippers, and 5 push buttons)	set	25.95

• Tuning Knobs and Flippers


Part No. Description

RA407	1954-55 Chevrolet, black, set of 4	set	28.25
RA408	1954-55 GMC, gray, set of 4	set	28.25



RADIO

5% Off online orders



RADIO TUBES

• Vibrator Tubes

We have available the three most requested tubes.

Part No. Description

RA109	1947-55 Chevrolet, 6 volt (4 prong) negative ground	each	38.10
RA125	1947-55 GMC, 6 volt (4 prong) positive ground	each	38.10
RA110	OZ4 Tube	each	16.95

RADIO ANTENNAS AND SPACERS

• Radio Antennas

Part No. Description

RA111	1947-55 Exact reproduction of the original 4-segment cowl mounted antenna. Includes spacers, brackets, template, and instructions	each	59.95
RAA108	1947-72 Fits well on original body or fender hole. Close to the original	each	14.50

• Radio Antenna "Cowl Mounted Spacers"

Part No. Description

RA205	1947-55 As original 2 piece, black	pair	12.45
-------	------------------------------------------	------	-------

RADIO SPEAKERS AND GASKETS

• Radio Speakers

Part No. Description

RA112	1950-54 Chevrolet and 1950-53 GMC (6 x 9) 4 ohm	each	18.00
RA144	1947-53 Dual front, two 80 watt speakers in one unit for stereo (excellent for RA140, RA141, and RA499C)	pair	39.55

• Radio Speakers Covers

Now for the first time in over 50 years! A US company is hand making a very limited number of the 1954-55 GMC speaker covers. Not Chevrolet. Looks just like the real thing. Over 300 holes precisely cut to be in the correct position. Edges formed for the speaker. Fits in headliner between sunvisor.

Part No. Description

RAS120	1954-55 GMC speaker cover	each	77.50
--------	---------------------------------	------	-------

• Speaker Gasket

Fits around speaker opening on original radio case and extends to dash. Thick molded one piece rubber as original.

Part No. Description

RA106	1947-53	each	8.50
-------	---------------	------	------

RADIO MANUALS AND PAMPHLETS

• Chevrolet Radio Service and Shop Manual

Detailed factory booklet on the car and truck radio. 50 pages of fine detail. Exact copy of the 1950 Chevrolet manual. Excellent for the 1947 to 1953 radio owner.

Part No. Description

LI129	Radio Service and Shop Manual	each	9.75
-------	-------------------------------------	------	------



RADIO



5% Off online orders




• Radio Installation Instruction Pamphlets

Furnished with all new GM radios installed by the dealer. Exact copy.

Part No. Description

LI169	1947-53 Chevrolet.....	each	2.30
LI127	1954-55 Chevrolet.....	each	2.30

RADIO FACEPLATES



• Radio Faceplates - 1947-53

White or red letters under clear plastic face. Almost identical to original.

Part No. Description

RA134	1947-49 Chevrolet, white letters (with tapered back case) each	14.75
RA135	1950-53 Chevrolet, white letters (with flat back case)..... each	14.75
RA136	1947-49 GMC, red letters (with tapered back case)..... each	14.75
RA137	1950-53 GMC, red letters (with flat back case)..... each	14.75

• Radio Faceplates - 1954-59

Excellent white screen printed letters on glass plate, as original. A must for the perfect restoration.

Part No. Description

RA113	1954-55 Chevrolet.....	each	12.00
RA116	1954-59 GMC.....	each	12.00

MISCELLANEOUS RADIO ITEMS

• Teardrop Dash Spacers

Perfectly replaces the metal type. Molded maroon hardened plastic.

Part No. Description

RA203	1947-53.....	pair	14.15
-------	--------------	------	-------

• Radio Bezel

Surrounds dial.

Part No. Description

RA104	1947-53 Maroon.....	each	18.00
-------	---------------------	------	-------

• Radio Dash Trim Plate

An excellent metal reproduction that surrounds the 1954-55 Chevrolet radio bezel. Paint this casting interior color as original. Not for chrome plating.

Part No. Description

RA130	1954-55 Chevrolet.....	each	24.95
-------	------------------------	------	-------

• Radio Mounting Bracket

Exact copy of the original radio mounting bracket.

Part No. Description


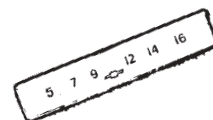
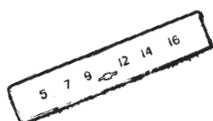
RAR105	1954-55 Chevrolet.....	each	29.95
--------	------------------------	------	-------

• Generator Warning Tag

Red tag, for GM vehicles with factory radios. Warns where not to install condenser. A must for the show vehicle.

Part No. Description

RA118	Generator warning tag.....	each	.60
-------	----------------------------	------	-----



RADIO

5% Off online orders

MISCELLANEOUS RADIO ITEMS (continued)



• Radio Wire Harness

Exact 2 wire harness including proper fuse holder for 1947-53 Chevrolet and GMC radio. For the perfectionist! Wire is even covered with braided cotton as original. (Included with our restored radios.)

Part No. Description

RA119 Radio wiring harness each 9.75



• Radio Mounting Spacers

Necessary for proper fit of original 1947-53 radios.

Part No. Description

RAR103 Fits between bottom of case and edge of lower dash pair 4.00

RAR102 Fits over tuning shafts between dash and case.

Angled for contour of upper dash pair 4.00




• Radio Noise Suppressors

On some applications annoying radio noise is picked up and heard through the speakers. This is usually due to original style copper spark plug wires. It can be eliminated with our suppressors. They originally were attached to three places on your truck's electrical system. Try one or all three to eliminate noise. Place on battery terminal of voltage regulator, battery side of coil, and armature side of generator..

Part No. Description

RA450 Radio suppressor each 11.50



SHEET METAL

5% Off online orders



CAB SHEET METAL

We provide a large selection of specially formed metal body panels. These excellent reproductions replace areas that are normally rusted out in these older trucks. Nice gauge, proper bends, etc. Recently introduced are larger metal panels that were not even available in the 1950's. They will replace damaged areas that restorers now want repaired. Much complicated tooling has been created to make these panels fit just right. To keep your freight charges lower, we may ship some of the larger panels from a central warehouse on the east or west coast.

• Top Cowl Panel

Replaces the cowl metal between the hood and bottom of windshield. About 56" side to side and stops at the factory side lead joints. Includes holes for wiper shafts, top cowl vent and several inches of the vertical firewall.

Part No. Description

SMC300 1947-53 each 249.50

• Cab Roof Panel Skin

Have people been standing on the top of your cab? We have new outer roof panels.

Part No. Description

SMC302 1947-53 each 299.00

• Cab Lower Back

Trucks seem to get much rust-out in this area! Replaces the panel between the door edges, mid-body upper seam, and frame rail. Includes outer cab corners.

Part No. Description

SMC303 1947-55 each 345.00

• Cab Outer Back

Part No. Description

SMC313 1947-55 standard (without corner windows) each 299.00

SMC304 1947-55 deluxe (with corner windows) each 299.00

• Cab Inner Back

Part No. Description

SMC305 1947-55 standard (without corner windows) each 319.00

SMC312 1947-55 deluxe (with corner windows) each 319.00

• Dash

When your dash has been badly cut and rusted. We provide the full panel from cowl to cowl including factory openings for gauges, ignition switch, radio, etc.

Part No. Description

SMC306 1947-53 each 324.50

• Complete Floor Pan, Original Style

A large one-piece assembly. Includes front floor, seat riser, under seat panel, gas tank straps, etc.

Part No. Description

SMC308 1949-55 each 499.50

• Complete Floor Pan, Modified

Like SMC308 above except does not have the gas tank hardware or riser for original seat. Excellent if you are using a modern seat and relocating the fuel tank.

Part No. Description

SMC309 1947-55 each 499.50



SHEET METAL

5% Off online orders



CAB SHEET METAL (continued)

Just Introduced! We have the new doors for the Advanced Design trucks. They are ready for your door hardware and upholstery panel.

• **Door**

Part No.	Description		
SM504L	1947-50 Left, no wing vent, for pull down handles	each	412.50
SM504R	1947-50 Right, no wing vent, for pull down handles	each	412.50
SM505L	1951 Left, wing vent, for pull down handles	each	434.50
SM505R	1951 Right, wing vent, for pull down handles	each	434.50
SM502L	1952-53 Left, wing vent, for push button handles	each	434.50
SM502R	1952-53 Right, wing vent, for push button handles	each	434.50


NOTE: The 1952-53 will fit and work perfectly on the 1954-55. However, the later door had push-in clips to secure the door panels, not the threaded holes as all 1947-53 units. To be authentic drill out the threads to hold 1954-55 push clips.

• **Door Bottom**

The 2" x 32" formed metal panel to replace the inner horizontal section often rusted out behind the rubber door seal on used doors. Made in USA!

Part No.	Description		
SMD120	1947-55 Left or right	each	18.75

**Your STANDOUT
for stamina and savings!**

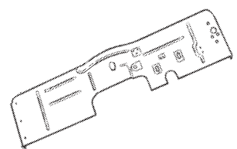
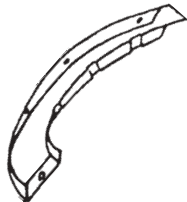
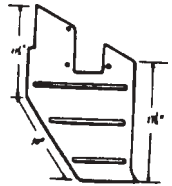


CHEVROLET

SHEET METAL

5% Off online orders

CAB SHEET METAL (continued)



• Outer Cowl Panels

Part No. Description

SM101	1947-55 Chevrolet and GMC, right (19" high)	each	32.75
SM102	1947-55 Chevrolet and GMC, left (19" high)	each	32.75
SM450R	1947-55 Chevrolet and GMC, right (with louvers for fresh air heater) (35" high)	each	92.50
SM450L	1951-55 Chevrolet and GMC, left Install side cowl vent hole on 1947-50 (35" high)	each	92.50

Note: SM450R and SM450L are full panels including part of the hood hinge indentation. SM101 and SM102 are shorter and replace the areas rusted out on most trucks.

• Inner Cowl Panels - Made in USA!

Part No. Description

SM103	1947-55 Chevrolet and GMC, right inner	each	32.75
SM104	1947-50 Chevrolet and GMC, left inner with louvers	each	32.75
SM105	1951-55 Chevrolet and GMC, left inner without louvers	each	32.75

• Inner to Outer Cowl Panels - Made in USA!

These high quality, complete panels replace those areas often showing bad rust behind the front wheel. Proper gauge and bends as original. Weld to the inner and outer cowl panels shown above. Chevrolet and GMC.

Part No. Description

SM106	1947-55 Right	each	51.95
SM107	1947-55 Left	each	51.95

• Lower Inner To Outer Cowl Panels

Use to repair, not replace the lower 12" in front of cab door post hinge. Stamped metal to weld over the rusted hole in your original behind the front tire. For total replacement use SM106 and SM107 above.

Part No. Description

SMC140L	1947-55 Left	each	28.50
SMC140R	1947-55 Right	each	28.50

• Door Post Pillar

Replaces the lower 8 inches of the rear cab door opening that often shows major rust.

Part No. Description

SMC141L	1947-55 Left	each	28.50
SMC141R	1947-55 Right	each	28.50

• Hinge Post Repair Panel

Replaces the badly rusted hinge attaching section on cab. Properly formed and includes necessary hinge mounting holes and stamped depression for hinge. 12" high.

Part No. Description

SMC139L	1947-55 Left	each	33.00
SMC139R	1947-55 Right	each	33.00

• Cab Toe Board

The tapered metal panel between firewall and floor boards. With proper holes, bends, and ridges. Dimensions 13-1/2" x 53-1/2".

Part No. Description

SM272	1947-55	each	166.90
-------	---------------	------	--------

SHEET METAL

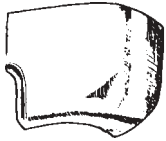
5% Off online orders

CAB SHEET METAL (continued)



• Hood Latch Upper Grill Panel With Receiver Plate

Part No.	Description		
FPH126	1947-55 Primed.....	each	134.50
FPH127	1947-55 Stainless	each	192.50



• Rear Cab Corners

Part No.	Description		
SM110L	1947-55 Left, approximately 12" high.....	each	25.45
SM110R	1947-55 Right, approximately 12" high	each	25.45



• Inner Rear Cab Corners

Connects lower edge of cab corner with body. Approximately 4" high. Made in USA!

Part No.	Description		
SMC196	1947-48 Left - gas tank under bed	each	30.25
SMC197	1947-48 Right - gas tank under bed	each	30.25
SMC198	1949-55 Left - gas tank behind seat	each	30.25
SMC199	1949-55 Right - gas tank behind seat	each	30.25

• Rear Cab Center Patch Panel

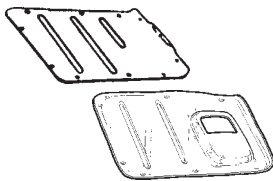
Welds to bottom of cab where major rust can occur. Fits side to side between cab corners. Dimensions 4 1/2" x 40 1/2". Original gauge stamped steel.

Part No.	Description		
SMC195	1947-55	each	12.50

• Rocker Panels

Dimensions 5-7/8" x 48". Weld in horizontally below floor edge.

Part No.	Description		
SM192L	1947-55 Left	each	27.15
SM192R	1947-55 Right	each	27.15



• Transmission Floor Cover Plates

Part No.	Description		
FL140	1947-55 3-speed only, exact metal duplicate. Cut shift hole on 1947	each	42.00
FL152	1948-55 4-speed, excellent copy in tough fiberglass.....	each	48.00

• Transmission Floor Plate Gaskets

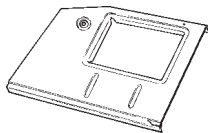
For 3 or 4-speed covers FL140 and FL152.

Part No.	Description		
FL441	1947-55 Set of 4	set	5.10



• Transmission Floor Cover Plate Screws

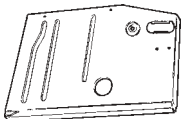
Part No.	Description		
FL142	1947-55 11 items	set	2.30



• Floorboard Sections - Stamped Metal

With proper bends, grooves, thickness, etc. Made in USA!

Part No.	Description		
SM141	1947-55 Front left section	each	55.00
SM142	1947-55 Front right section	each	55.00



SHEET METAL

5% Off online orders



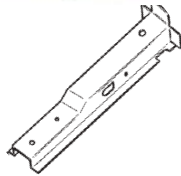
CAB SHEET METAL (continued)

• **Cab Floor Battery Cover**

This door includes the hardware for latching. Fits in right floor section.

Part No. Description

SMC310 1947-55 each 49.50



• **Cab Floor Supports**

Metal reinforcement bracket below floor sheet metal. These specially formed stamped steel brackets perfectly replace the important floor supports often rusted beyond use.

Part No. Description

SM197 1947-55 Front left each 27.75

SM198 1947-55 Front right each 27.75



• **Rear Cab Mounts**

Rear cab supports hold shackles and weld to cab bottom as original.

Part No. Description

SMC125 1949-55 Left or right each 29.00

BED SHEET METAL

• **Front Bed Panels**

Exact gauge, bends, welds, holes, etc., as original. Bolts between bedsides using factory stamped holes. On 1934-53 units, price includes the mounting rod and the bolts, nuts, and washers for securing the panel to the bed sides and cross sill.

Note: For front bed panels for the custom truck, see the BED SHEET METAL FOR THE CUSTOM TRUCK section.

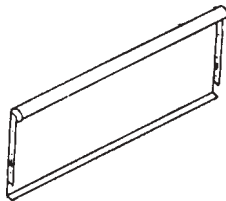
Part No. Description

SM115 1947-53 1/2 and 3/4 ton each 101.70

SM147 1947-51 1 ton only each 146.90

SM236 1951-53 1 ton only each 146.90

SM116 1954-59 Stepside each 94.95



• **Tailgates**

Formed steel, with ends. Ready for final sanding and painting. These quality tailgates are made to original specifications. In primer. Most are made in USA!

Note: For tailgates for the custom truck, see the BED SHEET METAL FOR THE CUSTOM TRUCK section.

Part No. Description

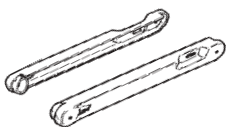

SM173 1947-53 Chevrolet, includes raised emblem, exact reproduction of the original each 226.00

SM174 1947-53 GMC, includes raised emblem, exact reproduction of the original each 226.00

SM122 1954-72 Chevrolet Stepside, includes block letters, exact as original, from factory GM dies each 269.50

SM123 1954-72 GMC Stepside, with late style small block letters .. each 220.50

SMB129 1954-56 GMC Stepside, with original style letters each 285.00



• **Tailgate Ends**

Part No. Description

SM226 1941-53 (included in complete gates) pair 27.15

SHEET METAL

5% Off online orders

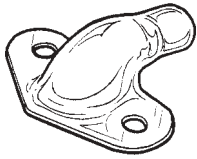
BED SHEET METAL (continued)

• Tailgate Hinge

Bolts to rear cross sill and secures the tailgate.

Part No. Description

SM175	1941-53 Primed metal	each	9.75
-------	----------------------------	------	------



• Tailgate Edge Protector-Stainless

A nice dress-up item that protects top edge of tailgate.

Part No. Description

TR232	1954-72 Stepside	each	26.00
-------	------------------------	------	-------



• Tailgate Hinge Trunnions

Part No. Description

SM227	1954-72 Stepside, with bolts	pair	9.95
-------	------------------------------------	------	------



• Tailgate Chains

Part No. Description

SM229	1932-53 Stepside, zinc plated	pair	33.90
SM228	1954-72 Stepside, exact as original, zinc plated	pair	20.00
SMT300	1932-53 Stepside, polished stainless steel	pair	45.00
SMT301	1954-72 Stepside, polished stainless steel	pair	45.00



• Tailgate Chain Covers

Protect the paint on your bed with these original type tubular covers. Includes water drain hole.

Part No. Description

SM246	1932-72 Stepside, black as original	pair	3.75
SM2461	1932-72 Stepside, clear to show off chains	pair	5.65



• Tailgate Chain Hook Protectors

Protect your newly painted tailgate from chips. This is always a problem where the chain enters the tailgate. These small clear vinyl covers are almost invisible!

Part No. Description

SM245	1932-53 Stepside	pair	1.25
-------	------------------------	------	------



• Running Board to Bed Aprons

Metal reproduction. Exact bends and gauge. (Inquire about 1 ton length.) Made in USA!

Left

Part No. Description

SM154	1947-53 1/2 ton	each	32.00
SM158	1947-53 3/4 ton	each	42.95
SM156	1954-55 1/2 ton	each	36.75
SM332	1954-55 3/4 ton	each	42.95



Right

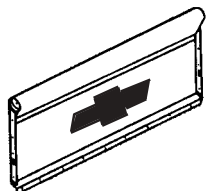
Part No. Description

SM153	1947-53 1/2 ton	each	32.00
SM157	1947-53 3/4 ton	each	42.95
SM155	1954-55 1/2 ton	each	36.75
SM333	1954-55 3/4 ton	each	42.95



5% Off online orders

BED SHEET METAL FOR THE CUSTOM TRUCK



• Front Bed Panels

With embossed large "Bowtie" for the custom Chevrolet truck. Stepside.

Part No.	Description		
SMB101	1947-53	each	140.00
SMB100	1954-59	each	140.00



• Roll Pan - Front

Nicely fits and fills the space under lower grille bar when splash pan and bumper are removed. An excellent final touch to the custom non-original truck. Looks almost as if it was designed by GM.

Part No.	Description		
SM340	1947-53 Chevrolet, fiberglass	each	120.00

• Roll Pans - Rear

Gives a rounded custom appearance when rear bumper is removed. For the non-original truck. Stepside.

Without License Plate Box, Metal

Part No.	Description		
SM3111	1947-53 Blank	each	84.75
SM3131	1947-53 With 4 rows of louvers	each	96.05
SM3112	1954-72 Blank	each	74.00
SM3132	1954-72 With 4 rows of louvers	each	84.00

With License Plate Box, Metal

Part No.	Description		
SM3121	1947-53 Blank	each	141.25
SM3141	1947-53 With 4 rows of louvers	each	152.55
SM3122	1954-72 Blank	each	124.50
SM3142	1954-72 With 4 rows of louvers	each	134.50

• License Plate Lights and Wiring

For use on roll pan with license plate box. Includes two lights with lens sockets and pigtailed. Use with SM3121, SM3141, SM3122, or SM3142.

Part No.	Description		
LGR300	1947-72 With license plate box	pair	14.95

• Rear Splash Apron or Gravel Shield

This rear metal filler pan fits between the factory bumper and bed. Looks like GM should have put it there! The "last detail" when making a mild custom on an otherwise original truck. Fills in the open space but does not interfere with the tailgate. Designed for 1/2 ton. Modifications needed if used on 3/4 ton due to different rear bumper braces.

Part No.	Description		
SM322	1947-53 Chevrolet or GMC	each	158.20

• Wheelwell Housing or Tub, Fiberglass

Four inch fiberglass wheel housings that attach to the inside of the stepped pickup. A great addition for the high performance stepped pickup that requires wider performance rear tires. A 3/4" horizontal edge fastens to the bedwood. An invisible edge bolts to the bedside and its fasteners are not visible. The finished product looks almost factory installed.

Part No.	Description		
SM530	All years Stepside	pair	189.00



SHEET METAL



5% Off online orders

BED SHEET METAL FOR THE CUSTOM TRUCK (continued)

• **Valance, Rear**

For Panel Truck, Suburban, and Canopy Express. Filler panel between rear bumper and body plus the four mounting brackets. Quality fiberglass. See MISCELLANEOUS section for Rear Valance Seal (MSS235).

Part No. Description

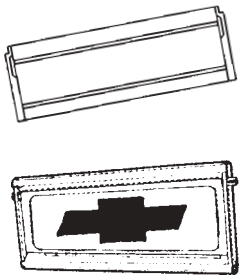
SM180	1947-55	set	90.40
-------	---------------	-----	-------

• **Non-Lettered Custom Tailgates - Stepside**

These units are made for the custom non-original pickup. To keep cost low, they do not have the Chevrolet or the GMC letters. They are however exact in all other areas such as being stamped from the original gauge sheet metal and include the tailgate ends for easy installation. Sealed in gray primer.

Part No. Description

SM184	1947-53	Blank	each	169.50
SM307	1947-53	With 7 rows of louvers	each	226.00
SMT200	1947-53	With large embossed "Bowtie"	each	200.00
SM176	1954-72	Blank	each	124.50
SM185	1954-72	With 7 rows of louvers	each	189.50
SM317	1954-72	With louvers in the shape of a "Bowtie"	each	209.50
SMT201	1954-72	With large embossed "Bowtie"	each	179.50




• **Tailgate Covers**

Fits over tailgate. For the custom truck. Stepside.

Part No. Description

SMT100	1947-53	Smooth surface	each	55.00
SMT101	1947-53	With embossed "Bowtie"	each	80.00
SM275	1954-72	Smooth surface	each	58.80
SM276	1954-72	With 7 rows of louvers	each	64.95



BED SIDES FOR STEPSIDE PICKUPS

Excellent metal reproductions. Includes stake pockets and corner bed strips. A few exceptions noted below are without these welded-on parts. (On these you use your own corners and stake pockets.)

• **Short Stepside Bed - 1/2 Ton**

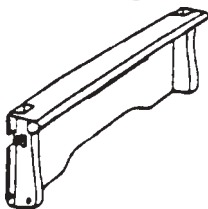
Part No. Description

SM159L	1940-53	Left, no stake pockets or corner strips	each	231.65
SM159R	1940-53	Right, no stake pockets or corner strips	each	231.65
SMB402	1947-53	Left, with fender holes	each	308.95
SMB403	1947-53	Right, with fender holes	each	308.95
SMB404	1954-55 1st	Left, no fender indentations	each	395.50
SMB405	1954-55 1st	Right, no fender indentations	each	395.50

• **Long Stepside Bed - 1/2 and 3/4 Ton**

Part No. Description

SM212L	1940-53	Left, no stake pockets or corner strips	each	276.85
SM212R	1940-53	Right, no stake pockets or corner strips	each	276.85
SM213L	1940-53	Left	each	418.95
SM213R	1940-53	Right	each	418.95



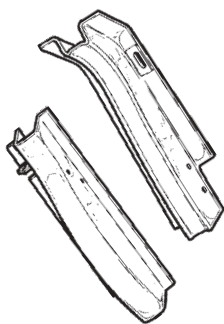
BED SIDES FOR STEPSIDE PICKUPS (continued)

• Stake Pockets

Contour and metal gauge as original. Weld to your bed sides.

Part No. Description

SM160F	1940-53	Front, left or right	each	39.55
SM160LR	1940-53	Left rear	each	39.55
SM160RR	1940-53	Right rear	each	39.55
SM170LF	1954-72	Left front	each	49.00
SM170RF	1954-72	Right front	each	49.00
SM179LR	1954-72	Left rear	each	59.00
SM179RR	1954-72	Right rear	each	59.00



• Bed Side Hole Caps

For the finishing touch on your modified truck. Polished aluminum. A rubber O-ring band surrounds the outside of the metal cap and holds it in place. Just press in bed side roll and the job is done!

Part No. Description

SMC100	1940-66	Smooth finish	pair	27.15
SMC101	1941-66	With Bowtie logo	pair	38.50



• Bed Roll Custom Lights

For the custom non-original stepside pickup. Fits in the bed roll and is a great addition to the original taillights. A pair of double filament units are extra stop and turn signal lights. Wiring runs forward through bed roll, down a stake pocket and connects to your harness. Complete with lens, housing, sockets, wiring, and instructions. A great extra.

Part No. Description

SMC120	1940-72	Stepside 1 5/8" diameter roll	pair	78.00
--------	---------	-------------------------------------	------	-------



FRONT SHEET METAL

• Front Splash Aprons

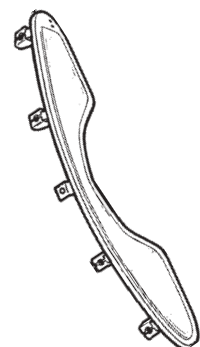
Fits between bumper and grille. Includes attaching brackets as necessary.

Part No. Description

SM144	1947-53	Chevrolet 1/2, 3/4, and 1 ton. Top quality fiberglass.....	each	85.80
SM145	1947-53	Chevrolet 1/2, 3/4, and 1 ton. Stamped meta, made in the USA!!.....	each	141.25
SM186	1954-55	Chevrolet 1/2, 3/4, and 1 ton. Top quality fiberglass.....	each	85.80
SM412	1954-55	Chevrolet 1/2, 3/4, and 1 ton. Stamped metal	each	141.25
SM190	1947-53	GMC 1/2, 3/4, and 1 ton. Top quality fiberglass.....	each	85.80
SM410*	1949-53	GMC 1/2, 3/4, and 1 ton. Metal	each	225.00
SM225	1954-55	GMC 1/2, 3/4, and 1 ton. Top quality fiberglass ...	each	85.80
SM413*	1954-55	GMC 1/2, 3/4, and 1 ton Metal	each	225.00
SM414**	1949-55	Front Splash Apron Mounting Brackets 1/2, 3/4, and 1 ton Metal (Set of 4 outers, not middle).....	set	55.00

*NOTE: Exact visible metal upper plate. You weld on your four attaching lower brackets to get the exact fit. Hand built in the USA! Excellent!

**NOTE: Slightly heavier than original. Weld to SM410 and SM413 or use your original.



SHEET METAL

5% Off online orders




FENDERS AND RELATED ITEMS

NOTICE: Though we try to protect our metal fenders with extra padding and custom boxes, sometimes minor dents do occur in shipping. Sorry but we can't be responsible for minor freight damage.

• Fenders, Metal

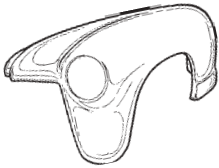
Now available, for the first time since discontinued by GM. These nice metal replacements fit just like the originals. In prime, ready for painting.



Part No.	Description		
SMF475L	1947-55 Rear, left 1/2, 3/4, and 1 ton	each	325.00
SMF475R	1947-55 Rear, right 1/2, 3/4, and 1 ton	each	325.00

• Fenders, Fiberglass

We offer fiberglass fenders which we feel are the best available. These molds have been formed from "New Old Stock" GM fenders. They are the state-of-the-art and will be an excellent replacement for those almost extinct good metal originals.



Front

Part No.	Description		
SM324L	1947-53 Left 1/2, 3/4, and 1 ton	each	292.10
SM324R	1947-53 Right 1/2, 3/4, and 1 ton	each	292.10
SOON	1947-53 1947-53 (COE) cab-over-engine		INQUIRE

Rear

Part No.	Description		
SM253L	1947-55 Pickup, left 1/2, 3/4, and 1 ton	each	231.00
SM253R	1947-55 Pickup, right 1/2, 3/4, and 1 ton	each	231.00
SMF403L	1947-55 Panel and Suburban, left 1/2, 3/4, and 1 ton	each	236.50
SMF403R	1947-55 Panel and Suburban, right 1/2, 3/4, and 1 ton	each	236.50



• Fender Protectors

Stop fender paint stars! Yes, sharp gravel points hitting under your fenders at high speed can put unsightly stars on the top painted surface. Protect your fiberglass and metal fenders. Deflect road gravel using specially developed "knobby" designed, flexible, SBR (Styrene/Butadiene) black panels that form and adhere to the underside of your fenders. Great insurance protection against paint stars. Guaranteed not to separate when applied properly. Each kit contains two 1/4" panels 10" x 42", adhesive, and instructions.

Part No.	Description		
SMP100	Fender protectors	pair	69.50

• Fender Braces

Part No.	Description		
MS191	1947-55 1st Front fender, rod type as original	pair	14.15
MS192	1947-55 1st Rear fender, 1/2 ton only, rod type as original	pair	14.15
MSB104	1947-55 Rear fender, crown brace, left or right	each	21.00



MS191

MSB104

SHEET METAL

5% Off online orders

FENDERS AND RELATED ITEMS

• Lower Rear Fender Patch Panels

Replaces the area often rusted out where running board bolts to front of rear fender. Shaped to nicely weld in place. 6" high.

Part No. Description

SMF400L	1947-55 Rear fender at running board, 1/2, 3/4, and 1 ton, left	each	24.50
SMF400R	1947-55 Rear fender at running board, 1/2, 3/4, and 1 ton, right	each	24.50



Suburban, Panel, and Canopy Express

These panels are now available. Produced in a small specialty shop in the USA!

• Quarter Patch Panels

Fits between rear fender and door.

Part No. Description

SM570L	1947-55 left	each	59.00
SM570R	1947-55 right	each	59.00



• Upper Wheelwell Exterior Patch Panel

Part No. Description

SM571L	1947-55 left	each	39.00
SM571R	1947-55 right	each	39.00



• Cab Corner

Finally, we have this needed part! Replaces bottom of body behind the rear fenders. Original heavy 18 gauge steel on outer skin and 16 gauge on reinforcement behind panel. Four 5/16 weld-on captive nuts included. All these components are ready to be welded on your Suburban or Panel truck.

Part No. Description

SM573L	1947-55 left	each	139.00
SM573R	1947-55 right	each	139.00



• Rear Body Repair Panel, Ridge Under Door or Tailgate

Fits below rear doors. Repairs ridge at bottom of door opening. Approx: 25" and 28 " long.

Part No. Description

SM575	1947-55	pair	79.50
-------	---------------	------	-------



Rear Body Repair Panel, Under Door or Tailgate

Fits under ridge (above) Repairs body panel under rear door or tailgate .Approx: 25" and 28 " long.

Part No. Description


SM574	1947-55	pair	89.50
-------	---------------	------	-------



SM574



SM575



For trucks that can take a beating



**ADVANCE-DESIGN
TRUCKS**

CHEVROLET MOTOR DIVISION, General Motors Corporation,
DETROIT 2, MICHIGAN

SPEEDOMETER AND GAUGE

5% Off online orders

SP175



SP103



RESP180W



RESP182



• Gauge Refacing Kits

Finally, a proper refacing kit for those otherwise good dash gauges. Many hours and much talent put into this project. If your gauges work, you can make them look like new with this kit. Custom waterless die cut stick-on decals perfectly cover those weathered gauges. Kit includes detailed instructions plus decals to do all instruments, speedometer, and odometer.

Part No.	Description		
SP175	1947-51 Chevrolet, brown. For 80 mph gauge	each	12.00
SP176	1947-51 GMC, cream. For 80 mph gauge	each	12.00
SP177	1952-53 Chevrolet and GMC, brown. For 90 mph gauge	each	12.00
SP103	1954-55 Chevrolet, black and light green. For 90 mph gauge	each	9.50
SP105	1954-59 GMC, black and white. For 80 and 100 mph gauge	each	15.00

• Speedometers - Rebuilt AC Delco

Professionally rebuilt and includes new chrome bezel, new odometer, needle, and face decal, as appropriate. Other items rebuilt or replaced. Show quality. We supply only original AC Delco units, not non-repairable imports now on the market.

Part No.	Description		
RESP186R	1947 Chevrolet, 80 mph, with red needle, new chrome bezel, and gasket (4 3/4" between lower tabs)	each	195.00
RESP187R	1948 Chevrolet, 80 mph, with red needle, new chrome bezel, and gasket (6" between lower tabs)	each	195.00
RESP180W	1949-51 Chevrolet, 80 mph, with white needle, new chrome bezel, and gasket	each	195.00
RESP188R	1947 GMC, 80 mph, with red needle, new chrome bezel, and gasket (4 3/4" between tabs)	each	195.00
RESP172	1948-51 GMC, 80 mph, with red needle, new chrome bezel and gasket (6" between tabs)	each	195.00
RESP173	1952-53 Chevrolet and GMC, 90 mph, with white needle, new chrome bezel and gasket	each	195.00
*RESP182	1954-55 Chevrolet, with new chrome bezel and gasket ...	each	225.00
RESP178	1954-55 GMC	each	195.00
SP187	Core charge for 1947-53 units listed above	core	60.00
SPC200	Core charge for 1954-55 units listed above,		
NOTE: Core charges refundable within two years! 1/2 price on cores without all parts or a missing needle hub			
		core	95.00

• Gauge Clusters - Professionally Rebuilt

Completed units appear new! Working, tested, repaired gauges have new decals, painted needles, glass and are surrounded with new chrome bezel and gasket. Ready to install. For the perfectionist!

Note: Temperature gauges in these clusters are the proper original style with gas filled capillary tube. Specify if you want the 6 volt electrical type used in some GMC's.

Note: We now offer an extended capillary tube for V8's (see next page).

Part No.	Description		
RESP213	1947 Chevrolet, brown with red needles (112 temp. and 30 lb. oil) 4-3/4" between lower mounting tabs (only on this first year of series)	each	225.00

SPEEDOMETER AND GAUGE



5% Off online orders



RESP215

• **Gauge Clusters - Professionally Rebuilt (continued)**

Part No.	Description		
RESP214	1948 Chevrolet, brown with red needles (212 temp. and 30 lb. oil) 6" between lower mounting tabs (as in 1948-53 clusters)	each	225.00
RESP215	1949-52 Chevrolet, brown with white needles (212 temp. and 30 lb. oil)	each	225.00
RESP216	1953 Chevrolet, brown with white needles (220 temp. and 30 lb. oil)	each	225.00
RESP217	1954-55 Chevrolet, black with green needles	each	240.00
RESP218	1947-51 GMC, tan with red needles (220 temp. and 60 lb. oil)	each	225.00
RESP219	1952-53 GMC, brown with white needles (220 temp. and 60 lb. oil)	each	225.00

• **Gauge Clusters - Professionally Rebuilt - Extended For V-8**

The V-8 units are extended to reach the more distant receiver position on the front of the engine.

Part No.	Description		
RESP213V	1947 Chevrolet, brown with red needles (Must have your core!) (212 temp. and 30 lb. oil) 4-3/4" between lower mounting tabs (only on this first year)	each	250.00
RESP214V	1948 Chevrolet, brown with red needles (212 temp. and 30 lb. oil) 6" between lower mounting tabs (as in 1948-53 clusters)	each	250.00
RESP215V	1949-52 Chevrolet, brown with white needles (212 temp. and 30 lb. oil)	each	250.00
RESP216V	1953 Chevrolet, brown with white needles (220 temp. and 30 lb. oil)	each	250.00
RESP217V	1954-55 Chevrolet, black with green needles	each	275.00
RESP218V	1947-51 GMC, tan with red needles (220 temp. and 60 lb. oil)	each	250.00
RESP219V	1952-53 GMC, brown with white needles (220 temp. and 60 lb. oil)	each	250.00
SP400	Core charge for 1947-53 clusters listed above	core	60.00
SPC210	Core charge for 1954-55 cluster listed above	core	95.00



RESP218V

• **Speedometer Ratio Adapter**

Corrects the error in your speedometer when your rear tires or total differential has been changed. Fits all GM applications. Simply follow a vehicle with a correct speedometer and tell us what correction you need. We will have a small ratio adapter custom built for your truck. Takes minutes to install to your transmission!

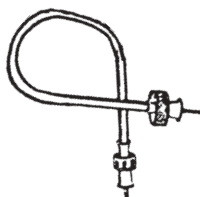
Part No.	Description		
SP249	All Chevrolet or GMC	each	62.50

SPEEDOMETER CABLES AND GROMMETS

• **Speedometer Cables with Metal Wrapped Housing**

Exact as original.

Part No.	Description		
ME2722	1947-55 Chevrolet or GMC	each	25.00
ME812	1947-59 COE (cab over engine)	each	32.25



SPEEDOMETER AND GAUGE

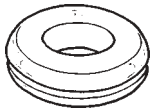


• **Speedometer Cables with Black Vinyl Housing**

Excellent replacement. Like found on current vehicles.

Part No. Description

ME2272	1947-72 Chevrolet or GMC	each	17.75
ME811	1939-59 Cab Over Engine (COE)	each	29.50



• **Speedometer Cable Firewall Grommet**

Prevents cable from contacting firewall.

Part No. Description

FP183	1947-59	each	1.45
-------	---------------	------	------

DASH FACE PLATES, BEZELS, NEEDLES, ETC.

• **Dash Glass Faceplates**

Part No. Description

SP211	1947-53 Chevrolet or GMC, speedometer or cluster circular glass discs	each	3.50
SP213	1954-55 Chevrolet, speedometer or cluster circular glass discs	each	3.90

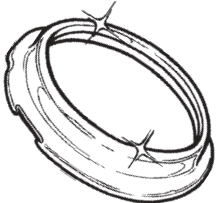


• **Bezels for Speedometer or Gauge Cluster**

Chrome rings that surround clusters.

Part No. Description


SP193	1947-53 Chevrolet or GMC	each	11.30
SP210	1954-55 Chevrolet only	each	13.60



• **Bezel to Glass Gaskets**

Part No. Description


SP294	1947-53 Use with SP193	pair	3.40
SP212	1954-55 Use with SP210	pair	3.40



• **Speedometer Needles, Chevrolet**

Part No. Description

SP186	1947-48 Chevrolet, and 1947-51 GMC. Red orange	each	6.70
SP185	1949-53 Chevrolet, and 1952-53 GMC. White	each	6.70



CHEVROLET



SPEEDOMETER AND GAUGE



5% Off online orders

GAUGES

We have new (or restored with a new face) gauges for the 1947-55 Chevrolet -GMC trucks. Let us know your specific needs if you don't require our complete restored clusters on page 159-160. **NOTE:** The 1947-53 Chevrolet gauges feature the brown face gauges. If you require cream color faces as used on 1947-51 GMC, our use the decal kit, SP176 at the beginning of this section.

• Oil Gauge

Part No. Description

RESP240	1947-48 30# red needle	each	30.00
RESP241	1947-48 60# red needle	each	37.50
RESP242	1949-53 30# white needle	each	30.00
RESP243	1949-53 60# white needle	each	37.50
RESP244	1954-55 60# white needle	each	39.50

•Amp Gauge

Part No. Description

RESP250	1947-48 Red needle.....	each	31.50
RESP251	1949-53 White needle.....	each	31.50
RESP252	1954-55 White needle.....	each	34.50

•Fuel Gauge

Part No. Description

RESP257	1947-48 Chevrolet red needle 6 volt	each	55.00
RESP258	1947-48 Chevrolet red needle 12 volt	each	55.00
RESP261	1947-51 GMC red needle 6 volt.....	each	55.00
RESP262	1947-51 GMC red needle 12 volt.....	each	55.00
RESP259	1949-53 Chevrolet & 1952-53 GMC white needle 6 volt	each	55.00
RESP260	1949-53 Chevrolet & 1952-53 GMC white needle 12 volt..	each	55.00

• Temperature Sending Units - Mechanical Six Cylinder and V-8


Complete recharged gas filled unit, including dash head, capillary tube, engine head sending unit, and new face decal. Plus core charge.

Note: The V-8 units are extended to reach the more distant receiver position on the front of the engine.

Part No. Description

REME925	1947-48 Chevrolet (brown face, red needle).....	each	49.00
REME926	1947-51 GMC (tan face, red needle)	each	49.00
REME927	1949-52 Chevrolet (brown face, white needle)	each	49.00
REME928	1953 Chevrolet and 1952-53,GMC (brown face, white needle) each	49.00	
REME929	1954-55 1st Chevrolet (black face, white needle).....	each	65.00
REME930	1954-55 1st GMC (black face, white needle)	each	49.00
REME925V	1947-48 Chevrolet (brown face, red needle) V-8	each	74.00
REME926V	1947-51 GMC (tan face, red needle) V-8	each	74.00
REME927V	1949-52 Chevrolet (brown face, white needle) V-8	each	74.00
REME928V	1953 Chevrolet and 1952-53,GMC (brown face, white needle) V-8.....	each	74.00
REME929V	1954-55 1st Chevrolet (black face, white needle) V-8	each	79.00
REME930V	1954-55 1st GMC (black face, white needle) V-8.....	each	74.00
ME671	Core Charge for above mechanical sending units. Unit must have dash head and engine sending unit. Tube not important.....	core	30.00






GMC's 1954 DE LUXE PICKUP - with great new 325-horsepower engine - creates a truly modern conception of truck beauty as well as work standards.



TRIM

5% Off online orders



EMBLEMS AND ORNAMENTS

• Hood Front Emblem

Top quality with chrome plating plus red and blue lettering. Originally on the nose of all 1947-53 Chevrolet hoods.

Part No. Description

TR150 1947-53 Chevrolet 1/2, 3/4, and 1 ton..... each 39.00

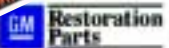


• Hood Emblem Pad

Not original, but protects paint from emblem.

Part No. Description

TRP151 1947-53 1/2, 3/4, and 1 ton. Use with TR150..... each 4.00



• Chevrolet Hood Side Emblem with Clips

Part No. Description

TR122 1947-Mid 49 Chevrolet and Thriftmaster letters, chrome with red letters. 1/2, 3/4, and 1 ton..... each 14.80

TR123 Mid 1949-52 Chevrolet letters, chrome with black background. 1/2, 3/4, 1, 1-1/2, and 2 ton..... each 13.60



• Chevrolet "3100", "3600", and "3800" Hood Side Emblems, Chrome

Part No. Description

TR125 Mid 1949-51 1/2 ton (small "3100")..... each 10.20


TRT4951 Mid 1949-51 3/4 ton (small "3600")..... each 45.50

TRT497 Mid 1949-51 1 ton (small "3800")..... each 45.50

TR124 1953-54 1/2 ton (large "3100")..... each 22.60

TRT498 Mid 1953-54 3/4 ton (large "3600")..... each 79.50

TR126 1955 1st 1/2 ton ("3100")..... each 39.95




• GMC Hood Side Emblems

Part No. Description


TRT496 1947-55 1/2 ton ("100") chrome..... each 45.50

TRT4755 1947-51 and 1954-55 1st Deluxe trucks, chrome and red. Will also fit 1952-53, but not original..... each 64.95

TRT5253 1952-53 White and red painted as original. Also correct on standard trucks 1954-55 1st..... each 40.00



TR153



• Hood Ornament - Chevrolet and GMC

These are dealer installed options. Attach to the top front of hood. Includes mounting instructions. Chrome die cast. Show quality.

Part No. Description

TR153 1947-53 Chevrolet..... each 113.00

TRT127 1947-55 GMC (Jet plane)..... each 269.00



TRT127

TRIM



5% Off online orders

IDENTIFICATION PLATES AND DECALS

• Factory Heater Identification Plates

For fresh air or recirculating heaters. Top quality. Aluminum 3" round dome plate. Almost identical to original.

Part No. Description

TR115	1947-52 Chevrolet, red and blue on silver	each	8.75
TR116	1947-52 GMC, red on silver	each	8.75

• Factory Heater Mylar Decals

Exact as original. Chevrolet red and blue on silver. GMC red on silver.

Part No. Description

DE209	1953 Chevrolet, for fresh air and recirculator heater	each	2.55
DE210	1954-55 Chevrolet, for fresh air heater	each	2.55
DE212	1954-55 Chevrolet, for recirculator heater	each	2.55
DE213	1953-55 GMC, for fresh air heater and recirculator heater	each	2.55

WHEEL RINGS

• Stainless Steel Wheel Rings

As used on deluxe pickups. Top quality! Looks great in combination with the chrome hub cap. (Does not need wheel attaching clips.) 1 3/4" wide.

Part No. Description

TR146	15"	each	20.95
TR147	16"	each	20.95

HUB CAPS

For Chevrolet and GMC pickups. Like original in shape, color, and lettering. A perfect addition to set off that special truck.

Except where noted, these caps are stainless steel and polished to a mirror finish. No rust!

Chevrolet or GMC 1/2 Ton - Baby Moon Style, No Logo

Part No. Description


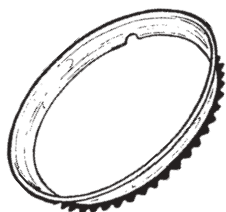

TR140NC	1936-60 Chevrolet or GMC 1/2 ton, non-chrome. No-logo rounded baby moon style. You chrome or paint.....	each	6.95
TR140NPS	1936-60 Chevrolet or GMC 1/2 ton, Non-Polished Stainless, no logo baby moon	each	9.95
TR140SS	1936-60 Chevrolet or GMC 1/2 ton, Polished Stainless, mirror finished.....	each	25.75

Chevrolet 1/2 Ton

Part No. Description

TR132	1947-53 Stainless with red block letters	each	28.50
TR155	1952-53 Also fits 1947-51. High shine gray with black block letters. As original for these Korean war years.....	each	39.55
TR137	1954-55 Stainless with blue Bowtie emblem	each	28.50


NOTE: The above 1/2 ton hub caps are the same except for their stamped logs.



TR132




TR137



TRIM

5% Off online orders


Hub Caps (continued)



GMC 1/2 Ton

Part No.	Description	each	Price
TR133	1947-55 Stainless with white letters	each	28.50
TR134	1947-55 Stainless with red letters	each	28.50
TR133U	1947-55 Stainless with stamped letters not painted	each	25.75
TR135	1952-53 Off-white with red block letters	each	30.75
TR136	1954-55 Off-white with black block letters	each	30.75

NOTE: The above hub caps are the same except for their stamped logs.



Chevrolet 3/4 and 1 Ton (Fits 15" or 17" original wheels)

Part No.	Description	each	Price
TR144	1946-51 Polished stainless with red letters, will fit up to 1955, (For the perfectionist. Prime and paint gray if you want them correct for the Koren war years 1952-53)	each	47.50



GMC 3/4 and 1 Ton (Fit 15" or 17" original wheels)

After thirty years, the 3/4 and 1 ton stainless GMC caps are now available in "limited quantities". Order yours now. Don't be disappointed!

Part No.	Description	each	Price
TR320	1947-55 Polished stainless with red letters (For the perfectionist. Prime and paint white if you want them correct for the Koren war years 1952-53)	each	59.50

MISCELLANEOUS TRIM ITEMS

• **Windshield Stainless Trim** - See WINDOW PARTS SECTION

• **Door Handle Trim Plates**

An attractive accessory to protect exterior paint from fingernail scratches. Chromed die cast, as original on 1955 2nd-59, but works well on 1952-55 1st. Includes templates, screws and instructions. Top quality.

Part No.	Description	pair	Price
TR103	1955 2nd-59 original. Will also fit 1952-55 1st	pair	20.35

• **Vent Shades**

We stock this famous brand of stainless air deflectors. Custom made to fit the contours of your truck. These attractive awnings extend over side windows about 2 inches. Allows for air flow in cab while wet weather stays out. Chevrolet and GMC.

Part No.	Description	pair	Price
TR162	1951-55	pair	34.95

• **Tailgate Edge Protector**


This narrow bright stainless band protects the top edge of your tailgate while adding extra flair.

Part No.	Description	each	Price
TR278	1954-72 Stepside, stainless	each	28.00

• **Hub Cap Wheel Clip**

Secures original hubcaps to factory wheels. Made with spring steel as original. Nicely replaces rusted and broken clips.

Part No.	Description	each	Price
ME150	1936-60 1/2 ton	each	1.25



5% Off online orders

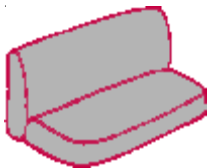


UPHOLSTERED SEAT KITS

Now Available! For The Perfectionist!

Much time and effort has been spent creating the original Spanish Grain Vinyl seat material and matching door panels. This is a special limited production run. These items will separate the men from the boys at the next show.

Even if you just love driving your truck and don't do shows, these products will give you many years of good service. These quality heavy duty seat kits are pre-made with correct piping, dimensions, and stitching. They are ready for you to install on your padding, springs, and frame. **NOTE: Padding is available as #UP100 installation kit (see next page).**



• Spanish Grain Maroon

As used on standard and deluxe 1947-53 GM trucks. Correct black and maroon vinyl color and texture!

Part No. Description

UP147	1947-49 Chevrolet with beaded seams	each	142.10
UP109	1950-53 Chevrolet with beaded seams	each	142.10
UP147FS	1947-49 With GMC french stitched seams	each	174.50
UP109FS	1950-53 With GMC french stitched seams	each	174.50



• Spanish Grain Brown

Used by GM on the original 1954-55 standard cab. This is the correct vinyl black and brown mix color. We also make these brown kits for the earlier 47-53 trucks.

Part No. Description

UP110	1947-49 Chevrolet with beaded seams	each	142.10
UP148	1954-55 Chevrolet with beaded seams (also 1950-53)	each	142.10
UP110FS	1947-49 With GMC french stitched seams	each	174.50
UP148FS	1954-55 With GMC french stitched seams	each	174.50



• French Stitching, Not Spanish Grain Material

GMC seats sewn with French stitching, as was original on 1947-55 1st.

Part No. Description

UP102BNFS	1947-49 Grain Brown french stitched seams	each	149.50
UP102BKFS	1947-49 Black with french stitched seams	each	149.50
UP107BNFS	1950-55 Grain Brown french stitched seams	each	149.50
UP107BKFS	1950-55 Black with french stitched seams	each	149.50

NOTE: French stitching is an attractive cross stitch that eliminates the small bead that is used in Chevrolet.



• Grained Vinyl

Similar to the Spanish material above but has a leather grain appearance seen on seats in the later years. Not original but what you see at most shows. Beaded seams.

Part No. Description

UP102BN	1947-49 Grain Brown	each	130.80
UP102BK	1947-49 Black	each	130.80
UP107BN	1950-55 Grain Brown	each	130.80
UP107BK	1950-55 Black	each	130.80

UPHOLSTERY

5% Off online orders

Upholstery Seat Kits (continued)



SUBURBAN

• **Suburban Seat Kits**

Available in Spanish Grain Maroon or Spanish Grain Brown, as original as well as spanish grain maroon. Also in black. These are special order. Requires at least three weeks delivery time.

Part No.	Description		
UP108SO	1947-55 Front large or middle seat.....	each	152.55
UP1081SO	1947-55 Front jump seat	each	118.65
UP1082SO	1947-55 Back seat	each	163.85

• **Seat Upholstery Installation Kit**

Part No.	Description		
UP100	Installation kit includes cotton padding, burlap, clips, and instructions	kit	34.50

• **Seat to Frame "C" Clips**

If your originals are broken, we have the replacements. Secures seat material to frame edges with no hog ring holes.



Part No.	Description		
UP220	1937-59 70 clips (included in UP100)	set	4.80

• **Trim Panels for Behind Seat Back**


Attaches to back of seat and covers springs. Matches seat cushion material (These were originally used in deluxe corner window cabs to hide springs. Edges are machine sewn as original.)

Part No.	Description		
UP222BN	1947-55 Brown with Spanish grain	each	25.75
UP222MR	1947-55 Maroon with Spanish grain	each	25.75
UP222BK	1947-55 Black	each	25.75

SEAT COVERS

• **Seat Slip-On Covers**

We provide nice quality seat covers for those wanting a pre-made easy to install unit. An alternative to re-upholstering but you must have the older upholstery to cover over. No special tools needed. Material is of a currently popular western saddle blanket style with interwoven major colors as listed below. **Note: This** is a one piece cover. You must untie the bottom if removing lower cushion.



Part No.	Description		
UPS2301	1947-72 Black	each	35.60
UPS2302	1947-72 Medium Brown	each	35.60
UPS2303	1947-72 Maroon	each	35.60
UPS2304	1947-72 Bright Blue	each	35.60

UPHOLSTERY

5% Off online orders

HEADLINERS

• Headliners - Fiberglass

In addition to the original cardboard type headliners, we now have one piece grained fiberglass copies for pickups and big trucks. These are easy to install and are already formed to the shape of your cab. Can be painted original color or even covered with upholstery material. These eliminate the center top bow.



Part No.	Description		
----------	-------------	--	--

UPH152	1947-53	each	145.00
UPH153	1954-55 1st.....	each	145.00

• Pickup and Larger Truck Headliners - Cardboard

Headliners from 1947-53 were originally Medium Brown to harmonize with the brown painted interior. During 1954-55, the original color was changed to Pearl Beige which blended with the change in interior color. Paint your 1954-55 headliner with PT900 to be correct.

Note: When ordering the headliner for 1949, state if the upper rubber windlace is attached to the cab with a visible metal strip (mid 1949 and older) or snapped into a hidden metal track (mid 1949 and later).

Part No.	Description		
----------	-------------	--	--

UP2081	1947-Mid 49 Medium Brown (see note)	set	30.55
UP2082	1947-Mid 49 Black (see note)	set	30.55
UP2084	1947-Mid 49 Gray (see note)	set	30.55
UPH156	Mid 1949 Medium Brown (see note above)	set	30.55
UPH157	Mid 1949 Black (see note above)	set	30.55
UPH158	Mid 1949 Gray (see note above)	set	30.55
UP2091	1950-53 Medium Brown	set	30.55
UP2092	1950-53 Black	set	30.55
UP2094	1950-53 Gray	set	30.55
UP2101	1954-55 Medium Brown	set	30.55
UP2102	1954-55 Black	set	30.55
UP2104	1954-55 Gray	set	30.55

NOTE: Mid 1949-55 uses rubber windlace that attaches to a hidden metal track.

• Headliners - Panel Truck

Panel truck headliners 1947-55 were originally Gray from the factory. Two cardboard cut pieces.

Part No.	Description		
----------	-------------	--	--

UPH2171	1947-49 Medium Brown	set	36.20
UPH2172	1947-49 Black	set	36.20
UPH2173	1947-49 Gray	set	36.20
UPH2181	1950-53 Medium Brown	set	36.20
UPH2182	1950-53 Black	set	36.20
UPH2183	1950-53 Gray	set	36.20
UPH2191	1954-55 1st Medium Brown	set	36.20
UPH2192	1954-55 1st Black	set	36.20
UPH2193	1954-55 1st Gray	set	36.20



UPHOLSTERY

5% Off online orders

HEADLINERS (continued)



• **Headliners - Suburban**

Cardboard, five pieces.

Part No. Description

UPH5121	1947-53 Medium Brown (as original)	set	64.50
UPH5122	1947-53 Black	set	64.50
UPH5123	1947-53 Gray	set	64.50
UPH5131	1954-55 1st Medium Brown	set	64.50
UPH5132	1954-55 1st Black	set	64.50
UPH5133	1954-55 1st Gray	set	64.50

• **Headliner Screws**

Secures rear top bow to cab.

Part No. Description

UP113	1947-55 Eleven items	set	1.50
-------	----------------------------	-----	------

SUNVISORS

• **Brackets Only**

Die cast attaching base and steel rod for pad as original.

Part No. Description

UPV131	1947-53 Left	each	15.50
UPV130	1947-53 Right	each	15.50
UPV133	1954-55 Left	each	15.50
UPV132	1954-55 Right	each	15.50



• **Sunvisor Pads Only**

Includes sewed edging, hinge, board and cover.

Note: If wanting original, request Brown for 1947-53; Pearl Beige for 1954-55.

Part No. Description

UPV136	1947-59 Black	each	27.15
UPV159	1947-59 Light Gray	each	27.15
UPV157	1947-59 Brown	each	27.15
UPV160	1947-59 Pearl Beige	each	27.15
UPV158	1947-59 Dark Gray	each	27.15
UPV161	1947-59 Tan	each	27.15



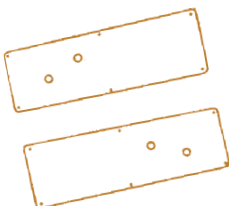
DOOR PANELS, ETC.

• **Standard Door Panels**

Proper thickness, cut to size and punched. An excellent substitute for the exact panels listed below.

Part No. Description

UP212	1947-55 Black cardboard with light grain	pair	12.45
UP213	1947-55 Medium Brown cardboard with light grain	pair	12.45
UP214	1947-55 Gray cardboard with light grain	pair	12.45



UPHOLSTERY

5% Off online orders

DOOR PANELS, ETC. (continued)

• Deluxe Door Panels

Deeper Spanish grained background as original. The best! Matches our seat kits.

Part No.	Description		
UP215	1947-55 Maroon, as original on 1947-53	pair	23.00
UP216	1947-55 Black	pair	23.00
UP217	1947-55 Medium Brown, as original on 1954-55.		
	Standard cab	pair	23.00

• Suburban Interior Cardboard Panels

For rear quarter sides of body. Originally brown. Also available in black and gray.

Part No.	Description		
UP4181	1947-55 Brown, four pieces	set	20.35
UP4182	1947-55 Black, four pieces	set	20.35
UP4184	1947-55 Gray, four pieces	set	20.35

• Door Panel Metal Frames

Surrounds cardboard door panels and protects edges from damage. *If an original restoration, paint frames the color of the door panel.

Part No.	Description		
UP121L	1947-55 Left paintable	each	14.00
UP121R	1947-55 Right paintable	each	14.00
UPD150	1947-55 Stainless steel with clips	pair	39.75

• Door Panel Metal Frame Clips

Part No.	Description		
UP122	1947-55 Holds bottom edge of frame in place	pair	2.50

• Door Panel Foam Spacers

Holds panels away from door mechanism as original. Also includes door and window handle protector discs.

Part No.	Description		
UP123	1947-55 Twelve items	set	7.50

• Door Panel Fastening Sets

For both door panels. We had these washers especially made to be just like GM.

Part No.	Description		
UP119	1947-53 Screws and original style special washers	set	8.75
UP120	1954-55 1st Push-in clips	set	4.55

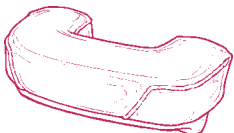

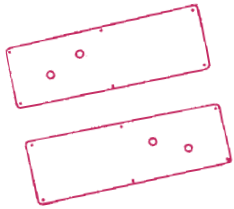
ARM RESTS

• Arm Rests

Beautiful quality reproductions to match the deluxe door panels above.

Note: Complete arm rests include templates and proper screws. (Also see Deluxe Cab Interior Items.)

Part No.	Description		
UPA138	1947-55 Black, for deluxe and standard door panels	each	49.50
UPA139	1947-55 Brown, for deluxe door panels	each	49.50
UPA140	1947-55 Maroon, for deluxe door panels	each	53.50
UPA248	1947-55 Gray, for standard door panels	each	45.20
UPA249	1947-55 Brown, for standard door panels	each	45.20



UPHOLSTERY

5% Off online orders

CARPETING

We use quality material to perfectly fit your truck. Though carpeting was not original, it is an excellent addition to the custom truck. Black is standard, however. We can provide a large number of colors to nicely harmonize with your trucks interior. Colors are special order items and therefore cannot be returned. We therefore request that you send us a color sample, ether cloth or paper, So you receive the exact shade carpet you need.

Note: Loop carpet was used during the 1950's and 1970's. The pile texture is as in factory new vehicles today.

• 3-Speed

Part No.	Description		
UP197B	1947-55 Black, loop	each	118.65
UP201B	1947-55 Black, pile	each	118.65

• 4-Speed

Part No.	Description		
UP199B	1947-55 Black, loop	each	118.65
UP203B	1947-55 Black, pile	each	118.65

DELUXE CAB INTERIOR ITEMS - 1954-55 1st

In mid-1954, General Motors Truck Division made available four different optional deluxe two-tone interior cab packages. We presently have almost all components reproduced for the Chevrolet in both the blue and green packages. The following is a breakdown of those interior items that are available for this deluxe 1954-55 1st Chevrolet.

For the Perfectionist: This unique two-tone deluxe cab package also includes: stainless outside windshield and side window trim, chromed wing vent frames, running boards painted lower body color, two inside sunvisors and arm rests, plus chrome grille, bumpers and hub caps. On Chevrolet, it was only available on the five window cab; however, on GMC, it could be purchased on either the three or five window cab.

• Cab Interior Paint

Originally on the most deluxe package on the 1954-55 Chevrolet five window cab. This lighter color is used on doors, cab, the seat frame assembly, lower dash, and seat riser. The darker color is placed on the inside window and lower windshield trim, door panel frames, top of dash, steering wheel and column.

Part No.	Description		
PT212	Light Blue	quart	49.75
PT214	Dark Blue	quart	49.75
PT211	Light Green	quart	49.75
PT213	Dark Green	quart	49.75




Chevrolet

UPHOLSTERY



5% Off online orders

DELUXE CAB INTERIOR ITEMS - 1954-55 1st (continued)



• Upholstery Seat Kits

Originally on the deluxe package on the 1954-55 Chevrolet. Consists of a limited production woven patterned checked cloth on the flat surface of the back and seat bottom. The boxing or edges are harmonizing lighter tone grained vinyl and sewn with proper beading, as original.

Part No.	Description		
UP224B	Two-tone Blue	set	440.70
UP224G	Two-tone Green.....	set	440.70

• Seat Upholstery Installation Kit

Part No.	Description		
UP100	Installation kit includes cotton padding, burlap, C-clips, and instructions	kit	23.75

• Cab Windlace 1954-55 Deluxe Cabs


The following two colors were originally available with specific two-tone interiors on 1954-55 Chevrolet and GMC deluxe cabs only. They matched top of dash, interior window frames, etc. Also nice when harmonizing colors on your non-original custom trucks. Presently produced in very limited quantities.



Part No.	Description		
CB177	Dark Green, upper	pair	44.10
CB180	Dark Green, lower	pair	18.10
CB179	Dark Blue, upper	pair	44.10
CB182	Dark Blue, lower	pair	18.10

• Headliners

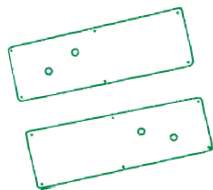
Two piece unit that secures to the top of the cab. We hand cut these from specially ordered sheets!



Part No.	Description		
UP226B	Light Blue	set	45.20
UP226G	Light Metallic Green.....	set	45.20

• Door Panels

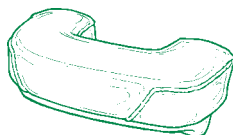
Spanish grain cardboard panels.




Part No.	Description		
UP227B	Dark Blue	pair	41.00
UP227G	Dark Green	pair	41.00

• Arm Rests

Beautiful quality reproductions that match door panels. Includes template and proper screws.



Part No.	Description		
UPA228B	Blue	each	49.50
UPA228G	Green	each	49.50





SEE THE EDNA SHORE SHOW
ON TELEVISION
Every Tuesday and Thursday Evenings,
NBC-TV Network

Here are a few "Brass Tack" advantages

VALVE-IN-HEAD ENGINES: Chevrolet Thriftmaster and Loadmaster engines combine power with economy. Chevrolet has built more valve-in-head truck engines than all other manufacturers combined.

4-WAY LUBRICATION: One of the reasons why Chevrolet trucks stay on the job with minimum care. Assures proper lubrication of Chevrolet engine at all times.

EASIER BALL-GEAR STEERING: Steering force is transmitted through ball-bearing balls to eliminate friction of metal sliding on metal. Reduced effort, cuts wear.

STURDY HYPOID REAR AXLE: Single unit housing with big husky ring gear and pinion gives truckers a rear axle they can depend on.

SYNCHRO-MESH TRANSMISSION: Here's quick, quiet, safe shifting that eliminates need for double clutching. Extra rugged for long life.

UNIT DESIGN BODIES: Chevrolet-built stake, platform, panel, and pick-up bodies are unit-designed for greater sturdiness. Standard, forward-control, and C.O.E. chassis for special bodies round out the Chevrolet line to meet every trucking need.



MORE CHEVROLET TRUCKS IN USE THAN ANY OTHER MAKE!

We are one of the leaders in sales of used truck parts for 1934-72. Chances are good we will find your needs in our large inventory. Inquire about items not listed here.

NOTE: The following items is just a few of the many we often stock. They are in good restorable condition. **Call us for availability and condition.**

• **Air Cleaner**

1941-53 Oil bath style. Attaches to top of carburetor

• **Ash Tray**

1947-53 or 1954-55 Chevrolet or GMC

• **Battery Floor Hole Cover**

1947-55 With latch, metal, needs bead blasting and painting

• **Brake Drums - Front or Rear**

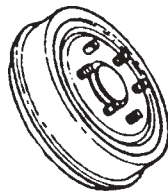
1/2 ton, turned, ready to install.

1938-50 Front with hubs

1938-50 Rear

1951-59 Front with hubs

1951-59 Rear




• **Bumper - Front**

1947-55 Ready for painting or chroming

• **Bumper Braces - Front**

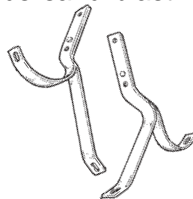
1947-55 Chevrolet or GMC. Needs sand blasting



• **Bumper Braces - Rear**

1947-55 Chevrolet 1/2 ton

1947-55 Chevrolet 3/4 and 1 ton



• **Cylinder Heads**

Chevrolet six cylinder, cleaned and checked for cracks, no valves or guides

GMC six cylinder, cleaned and checked for cracks, no valves

• **Defroster Duct**


Vent outlets on dash.

1947-53, 1954-55, or 1955-59 Specify left or right

• **Distributors**

1937-53 Chevrolet and GMC

1954-62 Chevrolet and GMC



• **Doors, Without Hardware**

1947-50, 1951, 1952-53, or 1954-55 No rust out.

• **Exhaust and Intake Manifold Combination**

Chevrolet 216 or 235 engine

• **Factory Fresh Air Heaters with Good Core and Motor**

1947-52 Core and motor checked, case needs painting

1953-55 Core and motor checked, case needs painting

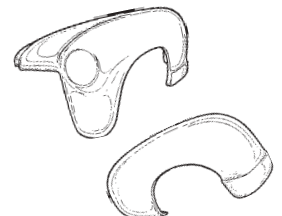
• **Factory Recirculator Heater with Good Core and Motor**

1947-55 Core and motor checked, case needs painting

• **Fender, Front or Rear**

Price depending on condition.

1947-55 As available



• **Fender Braces - Front**

Attaches to radiator support core.

1947-55 Chevrolet or GMC. Specify right or left

• **Gas Filler Pipe**

1949-55 Extends through cab side

• **Glovebox Door**

1947-51 Stainless steel, very minor ding

• **Glovebox Locks**

Nice appearance.

1940-53 With key

1954-72 Smooth button, no key position

1954-72 With key

• **Headlight Fender Bucket**

1947-55 No rust out, needs bead blasting

USED PARTS

5% Off online orders

- **Headlight Switch Assembly**
1947-55

- **Hood Side Emblem**
1947-55 GMC



- **Horns**
Original, 6 volt, works good, but needs cosmetics.
1937-52 Attaches to intake manifold
1953-55

- **Ignition Housings with Key and Cylinder**
1947-48
1949-53

- **Inner Fenders**
No rust out. Needs some surface rust removal.
1947-53
1954-55



- **Oil Filter Assembly**
The housing will need cleaning and painting.
Chevrolet, six cylinder, with new lines and new cartridge

- **Oil Gauge**
60#. Use when installing a higher pressure 235 engine in a 1947-53 Chevrolet. Perfectly fits and matches the original dash cluster.
1947-53 Chevrolet

- **Oil Pan**
Six cylinder, needs cleaning. Specify year

- **Radiator**
1947-59 Pressure checked, painted. When available

- **Radio Blank Out Plate**
1947-53 Plus two round threaded plugs


- **Running Boards**

- **Running Board Splash Apron**
1947-53 1/2 ton, left or right, less attaching tab

- **Shock Absorber**
1949 and older, lever action type with arm

- **Spindle**
1941-50 or 1951-59 1/2 ton, for front axle of 1/2 ton

- **Steering Column**
Complete with good box and shaft



- **Sunvisor Bracket - Inside**
1947-53 or 1954-55 Left side

- **Valve Cover Conversion Kits**
If you place a late model 235 engine in your 1937-53 Chevrolet truck, we can help you disguise its appearance. It will then look much like your trucks original 216 engine. Specify your year of truck.

1937-49 Chevrolet. This set includes a used valve cover with new gasket, attaching studs with seals and cap nuts, engine breather tube with oil cap

1950-53 Chevrolet. As above except valve cover is designed for an oil cap (included). Breather tube is the same as your 1954-59 235 (not included)

- **Wheels - Specify 15" or 16"**
Need sand blasting.
6 bolt holes with inside hub cap clips for 1/2 ton

- **Window Crank or Inside Door Handle**
1947-59

- **Windshield Stainless Center Divider Bar**
1947-53

- **Windshield Stainless Trim**
1947-53

- **Wing Vent Assembly**
1951-55 No rust out, specify left or right





DE LUXE CAB AND PANEL MODELS

Build Prestige for Any Business

WINDOW ITEMS




5% Off online orders

Attention!

No dealer supplies more different styles of glass for the 1947-55 Chevrolet GMC trucks! We not only have the clear as used originally but glass with tints of green and smoke are also part of our growing inventory. All windshields are made of safety glass.



1947-53



1954-55



1947-50



• Windshields

Part No.	Description		
WI4753	1947-53 Clear, (Two required per truck)	each	69.95
WI476	1947-53 Clear "one piece" for the custom truck	each	425.00
WI482	1947-53 Clear with blue upper band "one piece" for the custom truck	each	425.00
WI480	1947-53 Green tint "one piece" for the custom truck	each	425.00
WI481	1947-53 Green with upper blue shade "one piece" for the custom truck	each	425.00
WI151	1954-55 1st Green tint with upper blue shaded band	each	245.00
WI484	1954-55 1st Clear	each	425.00
WI485	1954-55 1st Clear with upper blue shaded band	each	425.00

NOTE: The custom 1947-53 one piece V windshields come with rubber perimeter seal.

• Door Window Glass

Part No.	Description		
WI4750	1947-50 Clear	each	46.00
WI4750S	1947-50 Smoke tint	each	46.00
WI4750G	1947-50 Green tint	each	46.00
WI5155	1951-55 Clear	each	35.95
WI5155S	1951-55 Smoke tint	each	40.95
WI5155G	1951-55 Green tint	each	40.95

• Wing Vent Glass

Part No.	Description		
WI102	1951-55 Clear	each	16.40
WI102S	1951-55 Smoke tint	each	16.40
WI102G	1951-55 Green tint	each	16.40

• Rear Window Glass

Part No.	Description		
WI478	1947-55 Clear	each	38.00
WI478S	1947-55 Smoke tint	each	44.00
WI478G	1947-55 Green tint	each	44.00

• Corner Window Glass (Deluxe Cab Only)

Part No.	Description		
WI479	1947-55 Clear	pair	125.95
WI479S	1947-55 Smoke tint	pair	134.95
WI479G	1947-55 Green tint	pair	134.95



• Window, Rear Sliding

Not original but a nice addition to your truck. Smoke tinted glass only. Comes complete, ready to install. (Less the rubber seal WI133 or WI134.)

Part No.	Description		
WI167	1947-55	each	120.00



WINDOW ITEMS

5% Off online orders




• Side Window Bumper Stops

Prevents lowered side window from touching metal. Per truck.

Part No. Description

WI235	1947-55	pair	2.50
-------	---------------	------	------

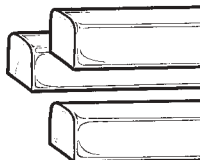


• Window Channels

Premium quality. Properly cloth coated and lined. Stop the rattling or breaking of your roll up door glass. Will give years of service.

Part No. Description

WI202	1947-50 Black. For doors without wing vents	pair	36.20
WI203	1951-55 Black. For doors with wing vents	pair	22.60




• Window Channels for Suburban Rear Quarter Windows

Part No. Description

WI207	1947-55 Per truck (use with WI142)	set	60.00
WI142	1947-55 Special lock strip or rounded wedge to hold rear side quarter windows channel in place. (Use with WI207)	set	46.00
WI487	1947-55 Rubber seal for four non-slide side windows	set	19.95
WI488	1947-55 Upper and lower quarter window retainer screws, two type 37 piece set	set	9.50

WI142



• Vertical Division Bar Channels

Fits in bar which is against roll up door window. Black padded cloth over formed metal.

Part No. Description

WI205	1951-55	pair	18.00
-------	---------------	------	-------



• Front Ventilator Weather Strips

"Wing Vent Rubber". As original, complete with vertical division bar rubber. Metal tabs inserted in vertical rubber. Set includes 4 molded pieces plus 2 hallow rivets. Surrounds vent window for like-new seal. Material specially treated to resist deterioration from sun's rays. The best available!

Part No. Description

WI208	1951-55	set	41.85
-------	---------------	-----	-------



• Glass Setting Tape

Secures glass in metal frame.

Part No. Description

WI101	For roll-up and wing vent glass	foot	.55
-------	---------------------------------------	------	-----



• Wing Vent Handles

Chrome handle for securing wing vent.

Part No. Description

WI111L	1951-55 Left	each	11.30
WI111R	1951-55 Right	each	11.30



• Window, Horizontal Seal

Beaded seal that secures to side window frame. Often referred to as "Catwhiskers".

Part No. Description

WI213	1947-50 For trucks without wing vents	pair	9.05
WI214	1951-55 For trucks with wing vents	pair	6.80

WINDOW ITEMS

5% Off online orders

• Window, Outer Seal

Rubber seal that slides into horizontal track on inside of door. Helps stop rattles and drafts. Identical to original.



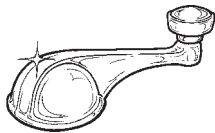
Part No. Description

WI217	1947-50 For trucks without wing vent assembly.....	pair	7.90
WI218	1951-55 For trucks with wing vent assembly.....	pair	6.80

• Window, Inside Handle

Part No. Description

WI120	1947-66 Chrome with black knob and set screw	each	10.95
-------	----------------------------------------------------	------	-------



• Window, Inside Handle Set Screw

US threads, not metric.

Part No. Description

WI121	1947-66 Included in WI120	each	2.50
-------	---------------------------------	------	------



• Window Crank Assembly Spring

Replaces the original.

Part No. Description

WI160	1947-66	each	5.00
-------	---------------	------	------



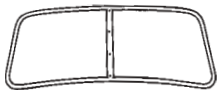
• Windshield Gaskets

New black rubber to equal original.

Note: Deluxe gaskets have a center cut to hold your optional stainless trim (not included) which surrounds glass. See TR460.

Part No. Description

WI124	1947-53 Standard.....	each	29.95
WI125	1947-53 Deluxe	each	29.95
WI126	1954-55 Standard.....	each	29.95
WI127	1954-55 Deluxe	each	29.95



1947-55



1954-55

• Windshield Inside Vertical Connectors

Fits at top and bottom of inside vertical trim. Covers meeting point of the two horizontal interior window trims. Dimensions about 3/4" x 2".

Part No. Description

WIC304	1949-53.....	pair	5.95
--------	--------------	------	------



• Windshield Stainless, Exterior Trim

Part No. Description

WIB203	1947-53 Vertical trim between windshield halves	each	40.00
TR460	1947-53 "C" shape trim, around windshield	pair	79.00



• Window Regulators

The side window crank up assembly.

Part No. Description

WIR202	1947-50 Left	each	74.50
WIR203	1947-50 Right	each	74.50
WIR204	1951-55 Left	each	74.50
WIR205	1951-55 Right	each	74.50



WINDOW ITEMS

5% Off online orders

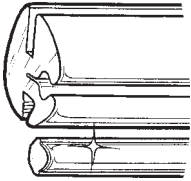


• Window Regulator Repair Kit

Replace the worn gear and gear retainer to give a smoother operation.

Part No. Description

WI301	1947-50	each	15.85
-------	---------------	------	-------



• Window, Rear Glass Rubber Kits

Part No. Description

WI133	1942-59 With black filler strip	kit	14.00
-------	---------------------------------------	-----	-------

WI134	1942-59 With chrome filler strip	kit	19.00
-------	----------------------------------------	-----	-------

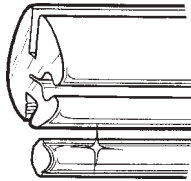
Note: The chrome filler strip (WI134) is not original but a nice addition to the custom truck.

• Window, Rear Glass Rubber Kits for Panel or Suburban

Part No. Description

WI1371	1939-59 Close to original style (for double doors)	pair	22.60
--------	----------------------------------------------------------	------	-------

WI139	1947-59 Single window in rear lift gate	each	22.60
-------	-----------------------------------------------	------	-------



• Window, Corner Glass Rubber Kits

Part No. Description

WI238	1947-55 With black filler strips	pair	16.00
-------	----------------------------------------	------	-------

WI239	1947-55 With chrome filler strips	pair	21.00
-------	-----------------------------------------	------	-------

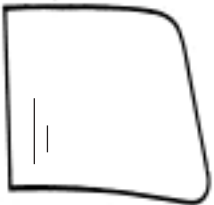
Note: The chrome filler in the corner rubber kit (WI239) was not originally offered but is an attractive option for the custom truck.

• Window, Rear and Corner Glass Filler Strip Installation Tool

Save glass shop installation fees. Is necessary when putting in lock strip.

Part No. Description

WI140	Glass filler installation tool	each	8.95
-------	--------------------------------------	------	------



• Window Glass Patterns

Set of patterns on heavy paper. A great help when you need to have new glass cut at your local shop. Includes all window patterns in cab except optional corners.

Part No. Description

WI171	1947-50	set	18.10
-------	---------------	-----	-------

WI172	1951-55	set	18.10
-------	---------------	-----	-------

WI250	1947-55 Suburban (rear quarter panel glass pattern only) ..	set	9.95
-------	-------------------------------------------------------------	-----	------



• Door Glass Lower Frame Screw Sets

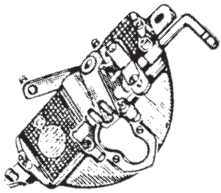
Includes the proper screws and barrel nuts for attaching upper to lower glass frame. Protects window channel. (per truck)

Part No. Description

WI226	1947-50	set	5.10
-------	---------------	-----	------

WIPER ITEMS


5% Off online orders



• **Wiper Motors, Reconditioned Originals**

Unit has been disassembled, lubricated and some parts replaced. Plus core charge.

Part No.	Description		
REWW123	1947-53	each	52.00
REWW124	1954-55	each	52.00
WW112	Core charge for REWW123 and REWW124	core	22.00



Fuel Pump

Vacuum Pump

• **Fuel Pump**

Double action type. To help stop wiper slow down, this combination fuel pump and vacuum pump may be appropriate. Keeps constant vacuum to the original wiper motor. Standard equipment on large commercial trucks. Optional on smaller trucks.

Part No.	Description		
ME222	1937-62 Chevrolet and 1939-59 GMC six cylinder	each	65.50

• **Wiper Motors, Electric 12 Volt**

Finally, a quality heavy duty two speed unit that is self parking, steel geared and specially made for the older trucks. Do not compare these with some light, nylon geared units currently on the market. Ours are all American made! Easy bolt-in application. Even uses your original wiper transmission arms. Includes in-dash switch.

Part No.	Description		
WW149	1947-53	each	180.00
WW150	1954-55	each	180.00

• **Wiper Cowl Bezels**

Fits below WW132.

Part No.	Description		
WW117	1947-53 Chrome	pair	9.95
WW118	1954-55 Chrome	pair	9.95



• **Wiper Bezel Nuts**

Secures wiper bezels to cowl.


Part No.	Description		
WW132	1947-59 Chrome	pair	2.95



• **Wiper Transmission Outer Gaskets**

Fits on cowl below bezel.

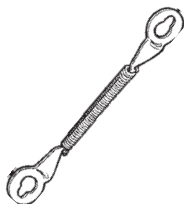
Part No.	Description		
WW206	1947-53	pair	2.50
WW207	1954-55	pair	2.50



• **Wiper Transmission Arm Spring Retainers**

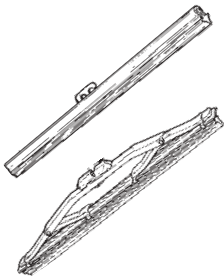
Secures the two transmission arms to vacuum wiper motor.

Part No.	Description		
WW116	1947-53	each	2.95
WW107	1954-59	each	2.95



WIPER ITEMS

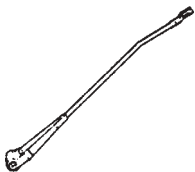
5% Off online orders



• Wiper Blades

Part No. Description

WW120	1947-53 Original flat blade type (approximately 10"). Must be used with original arms WW115	each	6.80
WW129	1947-53 Modern type (approximately 10"). Must be used with modern wiper arms WW406	each	8.50
WW130	1954-55 Modern type as original (approximately 11")	each	11.30



• Wiper Arms

As original. Stainless steel.

Part No. Description

WW115L	1947-53 Left, use with WW120 flat blade only	each	12.00
WW115R	1947-53 Right, use with WW120 flat blade only	each	12.00
WW406L	1947-53 Left, modern type used when installing WW129 ...	each	13.60
WW406R	1947-53 Right, modern type used when installing WW129 ..	each	13.60
WW113L1	1954-59 Left, used when installing WW130	each	12.00
WW113R2	1954-59 Right, used when installing WW130	each	12.00



• Wiper Vacuum Tubing

Connects wiper motor to intake manifold.

Part No. Description

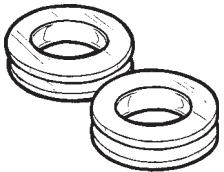
WW114	Vacuum tubing	foot	.95
-------	---------------------	------	-----

• Vacuum Line Firewall Grommet

Protects wiper vacuum line as it passes through firewall.

Part No. Description

FP104	1936-59	each	1.00
-------	---------------	------	------



• Wiper Transmission Arm Rubber Grommets

Small donut shaped grommets that fit into the end of the two transmission arms.

Part No. Description

WW205	1947-53	pair	.95
-------	---------------	------	-----




• Connecting Wire Rod

The wire rod between wiper switch and vacuum motor arm.

Part No. Description

WW111	1947-53	each	3.00
-------	---------------	------	------



• Connecting Wire Rod Grommets

Necessary to secure the connecting wire to wiper motor switch.

Part No. Description

WW212	1947-53	pair	.95
-------	---------------	------	-----



• Wiper Motor Attaching Screws

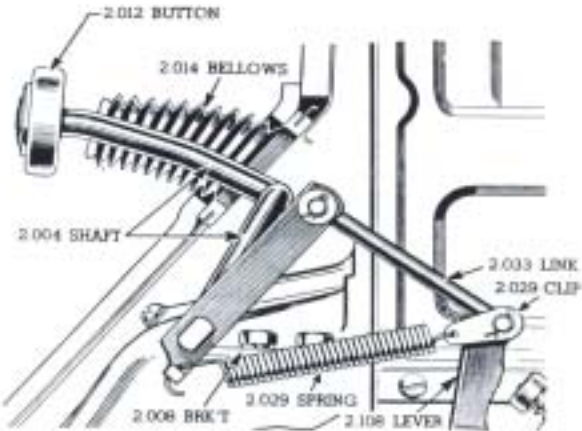
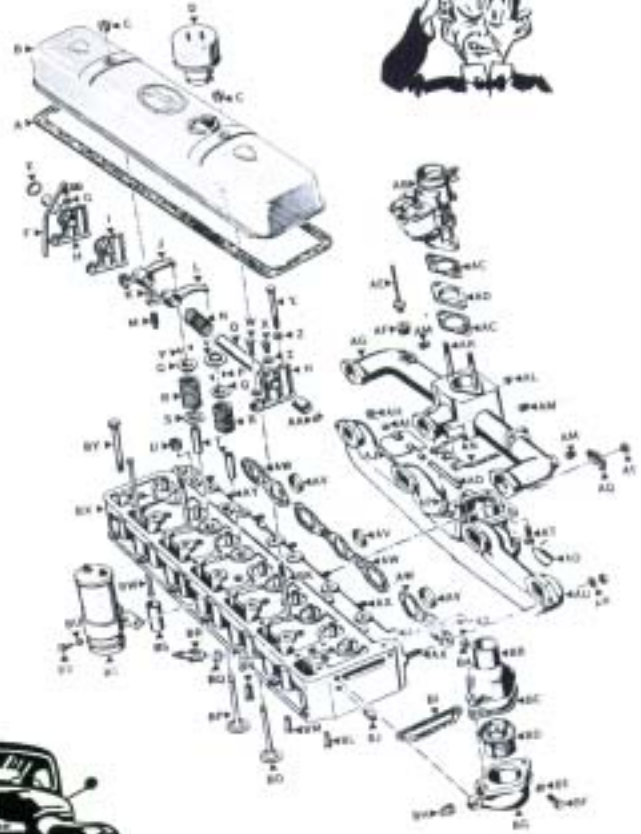
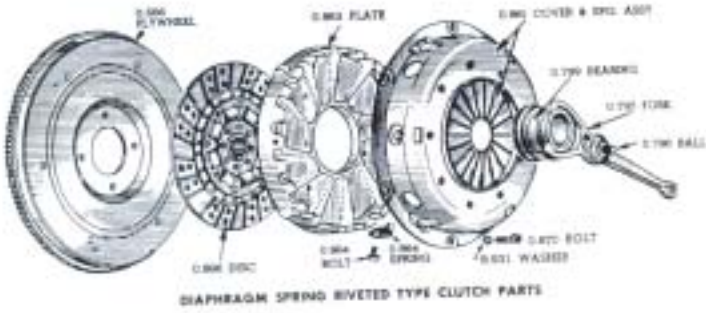
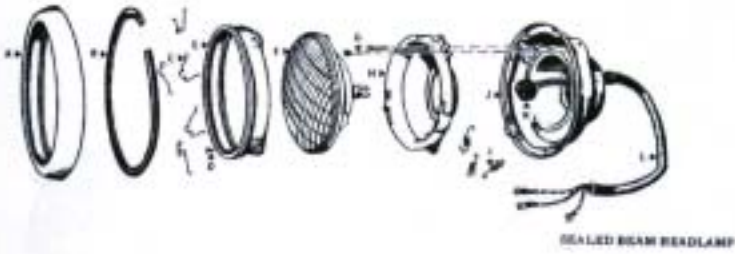
Secures original vacuum wiper motor to under dash brackets.

Part No. Description

WW103	1947-59	pair	1.15
-------	---------------	------	------

HELP PAGE

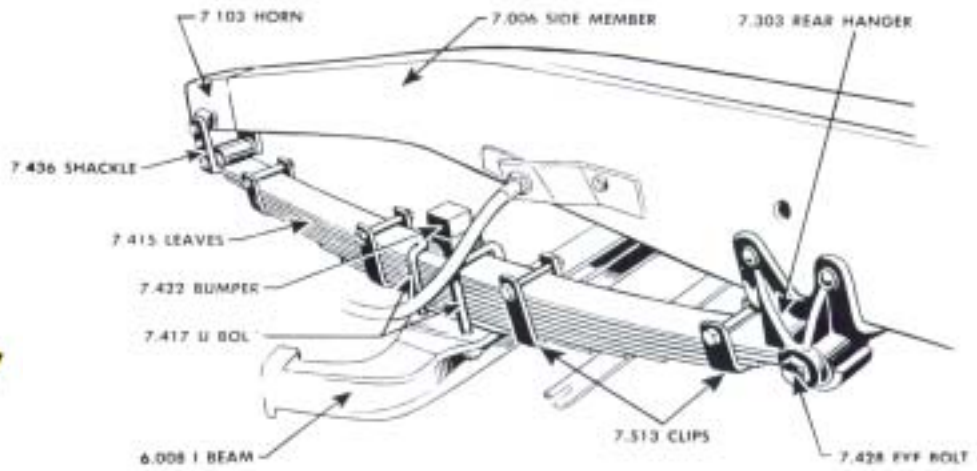
5% Off online orders



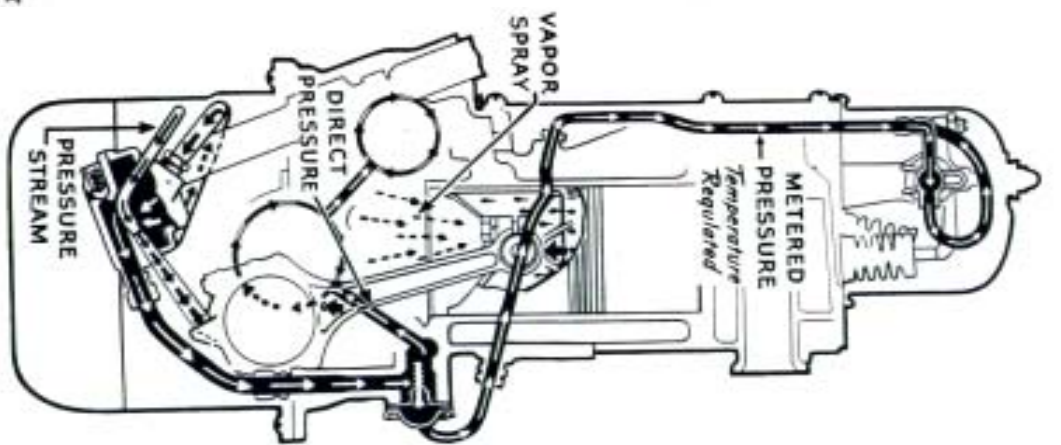
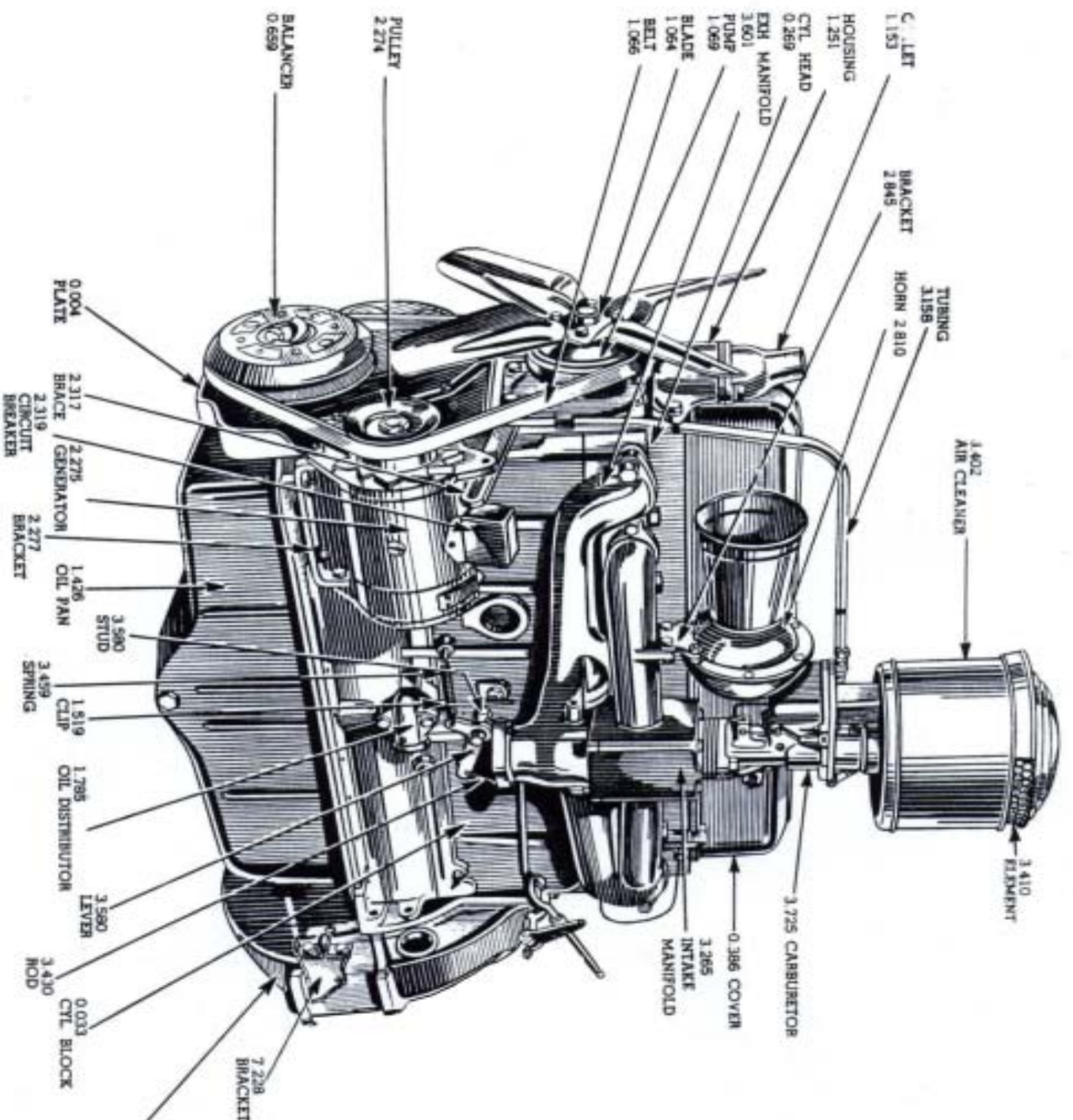
Mechanical Starter Linkage



ADVANCE-DESIGN TRUCKS



FRONT SPRING PARTS



216 OILING SYSTEM

'216" and Early "235" ENGINE ASSEMBLY - LEFT SIDE



5% Off online orders

1947-53 ENGINE SPECIFICATIONS

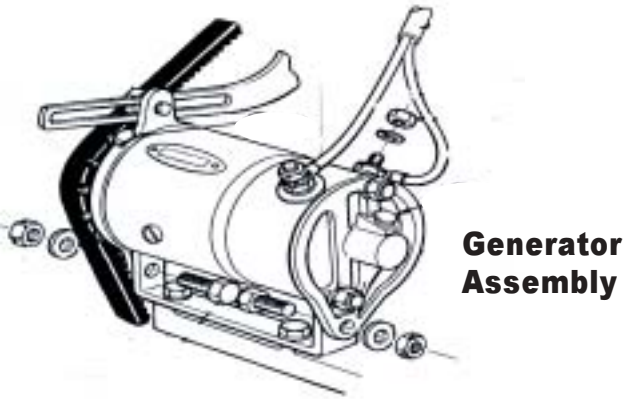
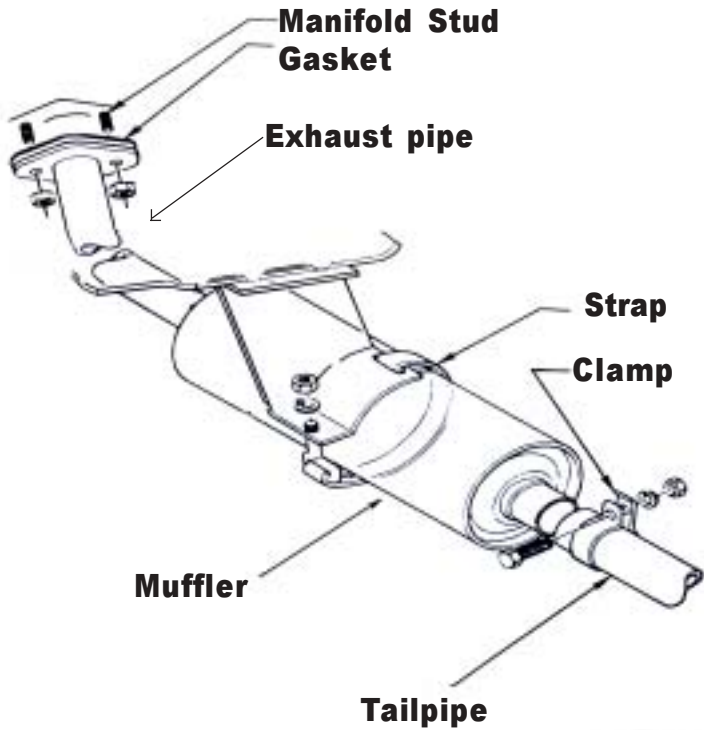
Type	Valve-in-Head
Number of Cylinders	6
Piston Displacement—	
216 Engine.....	216.5 cu. in.
235 Engine.....	235.5 cu. in.
Bore—	
216 Engine.....	3 $\frac{1}{2}$ "
235 Engine.....	3 $\frac{9}{16}$ "
Stroke—	
216 Engine.....	3 $\frac{3}{4}$ "
235 Engine.....	3 $\frac{13}{16}$ "
Compression Ratio—	
216 Engine.....	6.6:1
235 Engine.....	6.7:1
Horsepower (S.A.E.)—	
216 Engine.....	29.4
235 Engine.....	30.4
Firing Order	1-5-3-6-2-4
Cylinder Block	
Bore Size—	
216 Engine.....	3.4995"-3.5015"
235 Engine.....	3.5620"-3.5640"
Crankshaft—	
Number of Bearings	4
Bearing Journal Diameter—	
Front.....	2.6835"-2.6845"
Front—Intermediate	2.7145"-2.7155"
Rear—Intermediate	2.7455"-2.7465"
Rear.....	2.7765"-2.7775"
Thrust Taken.....	Rear Inter- mediate
End Clearance.....	.003"-.009"
Connecting Rod Journal	
Diameter.....	2.311"-2.312"
Journal Out-of-Round.....	.001" Max.
Runout—At Intermediate	
Journal.....	.002" Max.
Crankshaft Main Bearing—	
Bearing Clearance.....	Selective Fit
Undersize Bearings	
Available.....	.002"-.010"- .020"-.030"
Connecting Rod—	
Center to Center Length.....	6 $\frac{13}{16}$ "
Upper Bearing.....	Locked on Pin
Lower Bearing.....	Cast Babbitt
Bearing Bore Diameter.....	2.3135"-2.3140"
Connecting Rod Bearing—Lower	
Bearing Clearance.....	Selective Fit
Clearance Rod to Crankpin	
checked at upper half of	
bearing.....	.004"-.012"
Clearance Rod to Piston	
Pin Boss.....	.025" Minimum

Piston—	
Diameter Clearance at Skirt—	
Pass on.....	.0015" Feeler
Hold on.....	.003" Feeler
Oversize Pistons Available.....	.005"-.010"-.020"- .030"-.040"
Piston Pin—	
Diameter.....	.8645"-.8650"
Oversize.....	.003"-.005"-.010"
Piston Pin Fit.....	Thumb Push Fit
Compression Ring—	
Quantity.....	2
Type: 216 Engine.....	Both Taper-Face
(1948-49) 235 Engine.....	Both Taper-Face
(1950-51) 235 Engine.....	Upper, Twist- Type, Lower Taper-Face
Width: Taper-Face.....	.1235"-.1240"
Twist-Type.....	.093"-.0935"
Gap.....	.005"-.015"
Ring and Groove	
Clearance.....	.0015"-.003"
Oil Ring—	
Quantity.....	1
Type.....	Wide-Slot
Width.....	.1860"-.1865"
Gap.....	.005"-.015"
Ring and Groove	
Clearance.....	.002"-.0035"
Ring Gap Spacing.....	120°
Camshaft—	
Number of Bearings.....	4
Bearing Journal Diameter	
Front.....	2.0282"-2.0292"
Front—Intermediate	1.9657"-1.9667"
Rear—Intermediate	1.9032"-1.9042"
Rear.....	1.8407"-1.8417"
Runout at Intermediate	
Bearing.....	.002" Max.
Thrust Taken.....	By Thrustplate
Camshaft End Clearance.....	.001" to .005"
Camshaft Bearings	
Type.....	Steel Backed Babbitt Lined
Front.....	2.0307"-2.0317"
Front—Intermediate	1.9682"-1.9692"
Rear—Intermediate	1.9057"-1.9067"
Rear.....	1.8432"-1.8442"
Bearing Clearance.....	.002"-.004"
Camshaft End Plug	
Assemble in Crankcase	Flush to $\frac{1}{32}$ " Deep
Intake Valve—	
Lash—Hot—	
Normal Operation.....	.006"-.008"
Heavy Duty Operation.....	.010"
Seat Angle.....	30°
Diameter—Head	
216 Engine.....	1 $\frac{41}{64}$ "
(1948-49) 235 Engine.....	1 $\frac{41}{64}$ "
(1950-51) 235 Engine.....	1 $\frac{13}{16}$ "

HELP PAGE




5% Off online orders



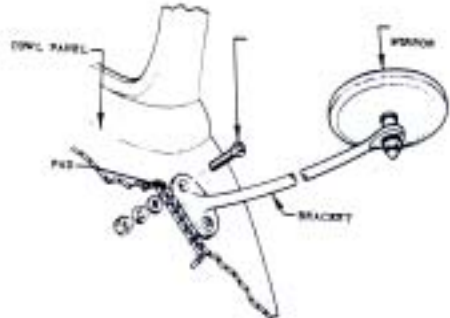
Generator Assembly



1947-53 Wiper Switch



1954-55 Wiper Switch



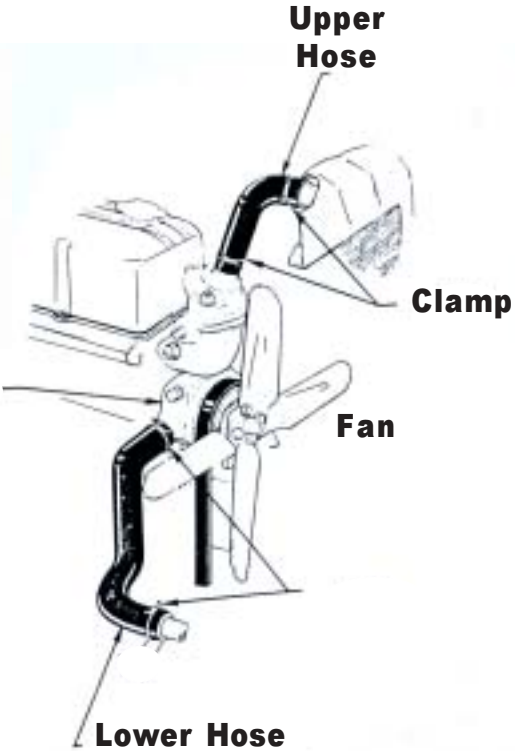
Mirror Assembly



High Beam Switch



Bryant Stewart



Water Pump



1/2 Ton Tie Rod Construction



3/4 Ton Tie Rod Construction

