



2017 Sun Devil Football Media Guide

Introducing college football's most dynamic training and teaching facility.



Rendering of the lobby of the state-of-the-art Student-Athlete Facility, opening this year.

Arizona State University SUN DEVIL Football 2017 Schedule

AUGUST

31

vs New Mexico State

SEPTEMBER

9

vs San Diego State

16

at Texas Tech

23

vs Oregon

30

at Stanford

OCTOBER

14

vs Washington

21

at Utah

28

vs USC

NOVEMBER

4

vs Colorado

11

at UCLA

18

at Oregon State

25

vs Arizona



2017 SEASON

SUN DEVIL FOOTBALL

MEDIA INFORMATION

PRACTICE POLICIES

Due to the nature of Arizona State game dates this season, practices schedules each week will vary dependent upon that week's game. The ASU media relations office will provide a practice schedule prior to each game week for the media. Viewing periods will operate under the same procedures as in 2016 for practices that occur at ASU's indoor facility, The Dickey Dome. Only members of the media will be allowed to view the open portions of those practices in the facility. Members of the media will enter the facility once the team has completely entered.

For those wishing to shoot still photography or video tape practices, ASU will allow you to shoot approximately 30 minutes of each practice, unless the drill is team-related and as long as the footage does not include play signals. This is the same policy that used in Spring drills, 2017 and Fall practices, 2016. This period will begin at approximately 9:35 a.m. and end at approximately 10:05 a.m.

Viewing periods are always subject to the discretion of the Sun Devil Football coaching staff and may change suddenly. Following that open viewing period, the members of the media will be escorted out of the facility and reconvene near the end of the practice period at southeast entrance of Sun Devil Stadium for post-practice interviews. Under no circumstances will Periscope technology be permitted.

INTERVIEWS

All interviews will be conducted post-practice at the new Student-Athlete Facility, located at the north end of Sun Devil Stadium. Additional information on this will come at a later date. Due to high demand, several players and members of the coaching staff might only be available on a limited basis each week. A full availability schedule will be provided to the media each week.

Special in-season interview policies for Head Coach Todd Graham, coordinators Billy Napier and Phil Bennett and selected players will follow at a later date.

All other interviews must be arranged through the Media Relations office. Under no circumstances are members of the media allowed to contact a student-athlete or member of the coaching staff without first contacting a member of the Media Relations staff. All coaches and student-athletes have been encouraged to check in with the Media Relations staff and not indulge any interview requests that have not been arranged through the proper channels. Every possible attempt will be made to accommodate all media requests.

Following home contests, Arizona State will bring several student-athletes to the Theater at the new Student-Athlete Facility in the North end zone for a post-game press conference. Head Coach Todd Graham will follow the student-athletes.

Any members who wish to contact a student-athlete or coach outside of the aforementioned interview periods should contact the Media Relations staff as follows:

Offensive/ST Player Interviews – Jeremy Hawkes – 520-403-0121 – jdhawkes@asu.edu

Defensive Player Interviews – Steve Rodriguez – 480-965-9780 – steve.rodriguez@asu.edu

Coach Interviews – Mark Brand – 480-965-6592 – mark.brand@asu.edu

Please note that there is a new NCAA rule in effect for 2017-18 that states that every NCAA athletic team must take one day off per week from all team-related activities, including practice, weight training, conditioning, meetings, interviews, etc. This means that one day per week (Monday for Sun Devil football) we will not be allowed to conduct interviews as per NCAA rule. Since this is an NCAA rule and will be monitored by compliance personnel there can be no exceptions made.

CREDENTIALS

Media credentials for Sun Devil football home games will be handled online through Sports Systems. For access to the online portal request system, please contact Doug Tammaro (tammaro@asu.edu). For road games, please contact Mark Brand (mark.brand@asu.edu).

Credentials are granted to authorized working press and Sun Devil Athletics game management and official personnel only.

With the exception of regular beat reporters covering the Sun Devils on a daily basis, all passes are approved and issued on a game-by-game basis. Media organization identification and the name of the media member covering the game for that outlet are required for every credential.

Passes are not transferable. Media members that need to alter their original request should do so by contacting Doug Tammaro. Media credential requests must be received 48 hours prior to that week's game to receive consideration.

Sun Devil Athletics and the NCAA prohibits the issuance of press credentials to representatives of any organization that regularly publishes advertising designed to encourage gambling on collegiate sporting events.

Further, Sun Devil Athletics will not grant press credentials to any media members that actively promote or encourage gambling on collegiate sporting events, including those that endorse or interview gambling organizations.

Space at Sun Devil Football events is limited. Working space and credentials will be allotted based on the following priority guidelines:

- 1.) Originating television and radio personnel involved in a live broadcast.
- 2.) Daily local newspapers/websites covering for same or next-day publication (based on circulation) and wire services/national publications who consistently cover practices and press conferences.
- 3.) National website reporters writing for postgame articles on television network or historically printed publication websites.
- 4.) Officially recognized Sun Devil Athletics and visiting university student newspapers, publications and news outlets
- 5.) Sun Devil Athletics-approved publications covering the Sun Devils on an exclusive basis
- 6.) Non-originating radio and television personnel reporting on the game.

MEDIA GUIDES/STATISTICS/ WEEKLY GAME NOTES

Members of the media may request a physical media guide from the Sun Devil Media Relations office. Weekly and seasonal statistics can also be found through the Sun Devil main page at www.TheSunDevils.com. Statistics will be available each week at Coach Graham's Monday press conference and in the press box of Sun Devil Stadium.

In order to receive the weekly notes package, please contact Jeremy Hawkes (jdhawkes@asu.edu) to request to be added to the weekly mailing list.

PHOTOGRAPHY/VIDEOGRAPHY

For home games, a photographer work area has been established inside the Carson Student-Athlete Center (first floor). Internet access to transmit files is available in the photography workroom. Credentials must be worn in plain view throughout the game while on the field and all photographers must adhere to painted lines and instructions given by security personnel and/or Arizona State staff members at all times.

WEEKLY MEDIA TELECONFERENCE

The Pac-12 Football Coaches Weekly Media Teleconference Call will take place each Tuesday during the season. A complete schedule of coaches will be made available following Pac-12 Media Day. The teleconferences will be recorded and available at Pac-12.com that same afternoon of the call. Members of the media may reach out to the Pac-12 (925-932-4411) for the media-only phone number for the teleconference.

IN-GAME STATISTICS

Media should utilize StatMontr live stats for all the latest statistical information during games. Visit asu.statbroadcast.com for live scoring of all home football games.

COLLEGEPRESSBOX.COM

CollegePressBox.com is the official media website for Division I football. Access and download weekly game notes, quotes, statistics, media guides, headshots, logos and more for the conference and each of its member schools.

MEDIA HIGHLIGHTS POLICY

Highlights include Pac-12 Networks/ESPN/FOX broadcasts and all home hosted non-televised competitions, including those that are live streamed.

LIVE BROADCASTS

It is not permissible for any non-rightsholder to broadcast over the air, stream over the internet (audio or video), or transmit in any other way, any live event without the consent of the Sun Devil Athletics Department. Live events include varsity contests, press conferences (including but not limited to weekly scheduled and postgame press conferences) and any other group media availability. Exceptions may be made for any major news-breaking event and will be communicated in the media advisory for the event.

THIRD-PARTY WEBSITE HIGHLIGHT POLICY

No third party organization may post competition footage of any Pac-12 game or any non-conference home game on its website without a license to the content from the Pac-12 Networks or its licensing partner (XOS Digital), with the exception of news window privileges described below. Third parties are permitted to post video on their websites through the use of the Pac-12 Digital embeddable video player (embed code available at <http://video.pac-12.com>).

NEWS OUTLET HIGHLIGHT POLICY

Certified news outlets may use a maximum of 3 minutes of Pac-12 event footage on their newscasts during the 48-hour news window following the conclusion of included events. If these highlights do not contain a Pac-12 mark, the news outlet must insert "Courtesy of the Pac-12 Conference" over the footage. Highlights may also be posted to certified news providers' websites, but must be removed 48 hours after the conclusion of any included event, unless a license for that footage is obtained from the Pac-12 Conference. Highlights may not be posted to YouTube, Facebook, or other social media properties. Beyond the 48 hour news window, certified news outlets are permitted to use a maximum of 1 minute of footage – on their television newscasts only – for 14 calendar days after the conclusion of the game in question. This policy pertains to the 2013-14 academic year only and is subject to change in subsequent years.



As partners of over 30 years, Arizona State University and Bonneville Phoenix (KTAR News 92.3 FM, Arizona Sports 98.7 FM, ESPN 620 AM) have one of the longest running flagship relationships in all of college athletics.

98.7 FM Arizona's Sports Station will once again serve as the flagship station for Arizona State football and men's basketball broadcasts and the Sun Devil Sports Network. In-season, the station will also host weekly 10 minute call in shows with football head coach Todd Graham and men's basketball coach Bobby Hurley.

Football game day broadcasts will consist of a two hour pregame show, along with a one hour postgame show featuring interviews and game analysis.

During the football season, 98.7 FM Arizona's Sports Station will also air the High Octane Hour with head coach Todd Graham. This unique program is hosted by The Voice of the Devils, Tim Healey, along with head coach Todd Graham. Coach Graham regularly invites his players and coaches on the air to share their thoughts on the season. This show will air on either 98.7 FM Arizona's Sports Station or ESPN Phoenix 620 AM depending on the schedule.

Men's basketball broadcasts offer a 30-minute pregame show and a 30-minute postgame program.

When scheduling conflicts occur on 98.7 FM Arizona's Sports Station, Sun Devil programming will be air on ESPN 620 AM or KTAR News 92.3 FM. All three of the aforementioned stations boast some of the strongest signals in the Southwest to provide tremendous coverage to Sun Devil fans.

98.7 FM Arizona's Sports Station provides live and local sports talk throughout the day with the following lineup:

6 A.M. – 10 A.M.:

Doug and Wolf (hosts Ron Wolfley and Doug Franz)

10A.M – NOON:

The Blitz with Bertrand Berry and Mike Jurecki

NOON – 2 P.M.:

Bickley and Marotta (hosts Dan Bickley and Vince Marotta)

2 P.M. – 6 P.M.:

Burns and Gambo (hosts Dave Burns and John Gambadoro)

In addition to ASU athletics, Arizona Sports 98.7 FM is also the flagship radio home to the Arizona Cardinals (NFL), Phoenix Suns (NBA), Arizona Diamondbacks (MLB) and Arizona Coyotes (NHL).

More information at ArizonaSports.com



TIM HEALEY

PLAY-BY-PLAY

The 2017-18 school year will mark Tim Healey's 45th year in broadcasting, as well as his 20th season as the legendary radio play-by-play voice of Arizona State University football and men's basketball, and 19th season as the radio voice of ASU baseball. Named the Arizona Sportscaster-of-the-Year by the National Sports Media Association for both 2015 and 2016, Healey replaced the late Tom Dillon as the radio voice of ASU football and men's basketball for the 1998-99 academic year and assumed the duties of the ASU baseball play-by-play broadcaster in the spring of 2000.

Healey's 200th Sun Devil football radio broadcast was marked by the October 4, 2014 ASU football game at USC, known best for the game ending 'Jael Mary' touchdown pass from Mike Bercovici to Jaelen Strong, giving ASU a 38-34 win over the Trojans. Coach Todd Graham later presented Healey with

a game ball to commemorate the milestone and the win. As Healey enters the 2016 season, his log stands at 233 Sun Devil football radio broadcasts and counting.

Healey spent 26 years (1973-99) in TV News & Sports, working as an anchor/ reporter at six different television stations around the country, including three and a half years (1983-87) as sports director of Channel 10 in Phoenix and 11 years (1988-99) at Channel 3.

Healey is a native of Washington, D.C. and a 1973 graduate (Magna Cum Laude) of Penn State University (B.A. Speech/Broadcasting). He has been married to his wife Margie for 44 years and together they have two children, Katie (38) and Joe (35), son-in-law Bryce Gerrich (who is the Sun Devil Radio Network's football spotter), and one granddaughter, Ella Celeste Gerrich, born May 1, 2016.



JEFF VAN RAAPHORST

COLOR ANALYST

Jeff Van Raaphorst joined the Sun Devil radio broadcast both in 1989 and the two-time Sun Devil alumni has never looked back.

He earned his B.S. in 1987, his MBA in 1997 and was the Rose Bowl MVP in 1987 as ASU beat Michigan 22-15. That year, Van Raaphorst led ASU to its first-ever Pac-10 regular season title and the program's first appearance in the Rose Bowl.

Van Raaphorst will enter the 2017 season ranked 7th all-time in Sun Devil history in passing yards (6,610), 9th in career TD passes (44) and 6th in career completions (503) as Arizona State's starting quarterback from 1984-86. His 532 passing

yards vs. Florida State in October 1984 rate as the third-highest single-game passing yards total in ASU history.

He attended Grossmont High School in La Mesa, Calif., and was inducted into the Rose Bowl Hall of Fame in 2006. He led ASU to a 10-1-1 record in 1986 and was 16-of-30 for 193 yards and two touchdowns in the Rose Bowl.

He first became a broadcast analyst for ASU Football in 1989, working on KTVK-TV (Channel 3)'s telecasts of Sun Devil Football from 1989-95. He became the Sun Devils' radio analyst in 1996 and has worked in that capacity ever since.



2017 SCHEDULE

Game 1

New Mexico State Aggies - August 31 - Tempe, Ariz.
Series Record: ASU leads, 21-7-1
Conference: Sun Belt
2016 Record/Conference: 3-9, 2-6 Sun Belt
Head Coach: Doug Martin
SID Contact: John Vu
SID Info: 575-646-4120 | jvu@nmsu.edu



Game 5

Stanford Cardinal - September 30 - Stanford, Calif.
Series Record: ASU leads, 17-13
Conference: Pac-12
2016 Record/Conference: 10-3, 6-3 Pac-12
Head Coach: David Shaw
SID Contact: Alan George
SID Info: 574-340-3977 | alan.george@stanford.edu



Game 9

Colorado Buffaloes - November 4 - Tempe, Ariz.
Series Record: ASU leads, 7-1
Conference: Pac-12
2016 Record/Conference: 10-4, 8-1 Pac-12
Head Coach: Mike MacIntyre
SID Contact: David Plati
SID Info: 303-492-5626 | david.plati@colorado.edu



Game 2

San Diego State Aztecs - September 9 - Tempe, Ariz.
Series Record: ASU leads, 10-0-1
Conference: Mountain West
2016 Record/Conference: 11-3, 6-2 Mountain West
Head Coach: Rocky Long
SID Contact: Mike May
SID Info: 619-594-5547 | mmay@mail.sdsu.edu



Game 6

Washington Huskies - October 14 - Tempe, Ariz.
Series Record: ASU leads, 18-16
Conference: Pac-12
2016 Record/Conference: 12-2, 8-1 Pac-12
Head Coach: Chris Petersen
SID Contact: Jeff Bechtold
SID Info: 574-340-3977 | bechtold@uw.edu



Game 10

UCLA Bruins - November 11 - Pasadena, Calif.
Series Record: UCLA leads, 19-13-1
Conference: Pac-12
2016 Record/Conference: 4-8, 2-7 Pac-12
Head Coach: Jim Mora
SID Contact: Steve Rourke
SID Info: 310-206-7870 | srouke@athletics.ucla.edu



Game 3

Texas Tech Red Raiders - September 16 - Lubbock, Texas
Series Record: ASU leads, 2-1
Conference: Big 12
2016 Record/Conference: 5-7, 3-6 Big 12
Head Coach: Kliff Kingsbury
SID Contact: Matt Dowdy
SID Info: 806-928-5190 | matthew.dowdy@ttu.edu



Game 7

Utah Utes - October 21 - Salt Lake City, Utah
Series Record: ASU leads, 20-8
Conference: Pac-12
2016 Record/Conference: 9-4, 5-4 Pac-12
Head Coach: Kyle Whittingham
SID Contact: Liz Abel
SID Info: 801-581-3511 | label@huntsman.utah.edu



Game 11

Oregon State Beavers - November 18 - Corvallis, Ore.
Series Record: ASU leads, 26-14-1
Conference: Pac-12
2016 Record/Conference: 4-8, 3-6 Pac-12
Head Coach: Gary Andersen
SID Contact: Steve Fenk
SID Info: 541-737-3720 | Steve.Fenk@oregonstate.edu



Game 4

Oregon Ducks - September 23 - Tempe, Ariz.
Series Record: Oregon leads, 19-16
Conference: Pac-12
2016 Record/Conference: 4-8, 2-7 Pac-12
Head Coach: Willie Taggart
SID Contact: Todd Miles
SID Info: 541-346-0962 | miles@uoregon.edu



Game 8

USC Trojans - October 28 - Tempe, Ariz.
Series Record: USC leads, 21-12
Conference: Pac-12
2016 Record/Conference: 10-3, 7-2 Pac-12
Head Coach: Clay Helton
SID Contact: Tim Tesselone
SID Info: 213-740-8480 | tesselon@usc.edu



Game 12

Arizona Wildcats - November 25 - Tempe, Ariz.
Series Record: Arizona leads, 49-40-1
Conference: Pac-12
2016 Record/Conference: 3-9, 1-8 Pac-12
Head Coach: Rich Rodriguez
SID Contact: Blair Willis
SID Info: (520) 621-0914 | bmw23@email.arizona.edu



2016 Sun Devil Football Results

Sept. 3	vs. NAU	W	44-13
Sept. 10	vs. Texas Tech	W	68-55
Sept. 16	at UTSA	W	32-28
Sept. 24	vs. California	W	51-41
Oct. 1	at USC	L	20-41
Oct. 8	vs. UCLA	W	23-20
Oct. 15	at Colorado	L	16-40
Oct. 22	vs. Washington State	L	32-37
Oct. 29	at Oregon	L	35-54
Nov. 10	vs. #15 Utah	L	26-49
Nov. 19	at #6 Washington	L	18-44
Nov. 25	at Arizona	L	35-56

2016 Season Records

South Division

School	Overall	Win%	Pac-12	Win%
Colorado	10-4	.714	8-1	.889
USC	10-3	.769	7-2	.778
Utah	9-4	.692	5-4	.556
Arizona State	5-7	.417	2-7	.222
UCLA	4-8	.333	2-7	.222
Arizona	3-9	.250	1-8	.111

North Division

School	Overall	Win%	Pac-12	Win%
Washington	12-2	.857	8-1	.889
Washington State	8-5	.615	7-2	.778
Stanford	10-3	.769	6-3	.667
California	5-7	.417	3-6	.333
Oregon State	4-8	.333	3-6	.333
Oregon	4-8	.333	2-7	.222

2017 DEPTH CHART

OFFENSE

QB	5	Manny Wilkins	6-3	197	R-Jr.
OR	8	Blake Barnett	6-5	200	R-So.
	15	Dillon Sterling-Cole	6-3	204	So.
INJ	2	Brady White	6-2	202	R-So.
R	7	Kalen Ballage	6-2	225	Sr.
	4	Demario Richard	5-10	220	Sr.
	22	Nick Ralston	6-0	210	R-So.
X	1	N'Keal Harry	6-4	220	So.
	21	Terrell Chatman	6-3	188	R-So.
OR	8	Frank Darby	6-0	203	R-Fr.
H	82	Jalen Harvey	6-1	200	R-Jr.
	86	Ryan Jenkins	5-11	201	R-Sr.
	3	Jack Smith	6-1	169	So.
Y	87	Tommy Hudson	6-5	255	R-So.
	94	Christian Hill	6-5	288	Sr.
F	9	Jay Jay Wilson	6-2	256	Jr.
	81	Jared Bubak	6-4	241	R-Fr.
Z	12	John Humphrey	5-11	173	R-So.
	10	Kyle Williams	5-10	178	So.
OR	17	Ryan Newsome	5-8	174	R-So.
LT	73	Cohl Cabral	6-5	288	So.
	79	Mason Walter	6-5	296	R-So.
OR	58	Tyson Rising	6-4	295	R-Jr.
LG	76	Sam Jones	6-5	297	R-So.
	54	Connor Humphreys	6-3	289	R-Jr.
C	65	A.J. McCollum	6-1	305	R-Sr.
OR	78	Tyler McClure	6-1	294	R-Sr.
	78	Marshal Nathe	6-3	288	R-Fr.
RG	71	Steve Miller	6-4	326	R-Fr.
	56	Alex Losoya	6-3	295	R-Jr.
RT	59	Quinn Bailey	6-5	307	R-Jr.
OR	51	Zach Robertson	6-5	325	R-So.

DEFENSE

D4	Koron Crump	6-3	222	Sr.	
44	A.J. Latu	6-2	252	R-Sr.	
96	Jalen Bates	6-4	261	R-So.	
T90	Tashon Smallwood	6-1	274	Sr.	
95	Renell Wren	6-5	297	R-Jr.	
55	Corey Smith	6-5	305	R-Sr.	
N45	George Lea	6-2	284	R-So.	
57	Jordan Hoyt	6-2	281	R-Jr.	
98	D.J. Davidson	6-5	310	Fr.	
E1	JoJo Wicker	6-3	263	Jr.	
99	Dougladson Subtyl	6-4	240	R-Jr.	
W	2	Christian Sam	6-1	240	R-Jr.
38	Deion Guignard	6-3	216	Jr.	
39	Malik Lawal	6-1	216	R-So.	
M	3	DJ Calhoun	6-0	229	Sr.
20	Khaylan Thomas	6-1	226	R-So.	
\$17	J'Marcus Rhodes	6-0	207	Sr.	
23	Tyler Whiley	6-0	210	R-Jr.	
BC	24	Chase Lucas	6-0	175	R-Fr.
16	Maurice Chandler	6-0	185	Sr.	
DS	30	Dasmond Tautalatasi	6-0	205	R-Jr.
31	Marcus Ball	6-2	218	R-Sr.	
26	Ty Thomas	6-1	226	Fr.	
FC	16	Maurice Chandler	6-0	185	Sr.
CS	31	Marcus Ball	6-2	218	R-Sr.
21	Chad Adams	5-9	190	Sr.	
15	Jeremy Smith	6-1	184	R-Fr.	

Bold Face - Starter

SPECIAL TEAMS

P	36	Michael Sleep-Dalton	6-2	208	R-So.
PK	43	John O'Brien	6-1	187	R-Jr.
LS	63	Mitchell Fraboni	6-2	223	Sr.
H	36	Michael Sleep-Dalton	6-2	208	R-So.

NEWCOMERS

QB	Ryan Kelley	6-4	190	Fr.
RB	Eno Benjamin	5-10	200	Fr.
RB	Trelon Smith	5-9	181	Fr.
TE	Ceejhay French-Love	6-4	246	Jr.
TE	Mark Walton	6-5	242	Fr.
WR	Curtis Hodges	6-7	220	Fr.
OL	Corey Stephens	6-3	299	Fr.
DB	Darien Cornay	5-11	184	So.
DB	Evan Fields	6-1	190	Fr.
DB	Langston Frederick	5-10	180	Fr.
DB	K.J. Jarrell	6-2	176	Fr.
DB	Demonte King	6-1	193	Jr.
DB	Alex Perry	5-11	169	Fr.
DB	Kobe Williams	5-10	162	So.
DL	Shannon Forman	6-1	299	Fr.
DL	Tyler Johnson	6-4	245	Fr.
LB	Loren Mondy	6-0	232	Fr.
LB	Kyle Soelle	6-4	207	Fr.
PK	Brandon Ruiz	5-10	171	Fr.

SUN DEVIL FOOTBALL COACHES

Sun Devil Football Coaching Staff

Todd Graham	Head Coach - 6th Year
Shawn Slocum	Assoc. Head Coach/Special Teams Coordinator (OLBs) - 3rd Year
Billy Napier	Offensive Coordinator (Quarterbacks) - 1st Year
Phil Bennett	Defensive Coordinator - 1st Year
Keith Patterson	Assistant Coach (LBs/Defensive Special Teams) - 5th Year
TJ Rushing	Assistant Coach (Defensive Backs) - 2nd Year
John Simon	Assistant Coach (Running Backs) - 2nd Year
Rob Sale	Assistant Coach (Offensive Line) - 1st Year
Rob Likens	Co-Offensive Coordinator (Wide Receivers) - 1st Year
Michael Slater	Assistant Coach (Defensive Line) - 1st Year
Tim Cassidy	Senior Associate AD of Football - 6th Year
Donnie Yantis	Associate AD for Recruiting - 2nd Year
Danny Phillips	Senior Defensive Analyst - 4th Year

Josh Martin	Senior Offensive Analyst - 4th Year
Jarred Holley	Defensive Analyst - 3rd Year
Sam Bennett	Graduate Assistant - Offense - 2nd Year
Graham Craig	Graduate Assistant - Offense - 2nd Year
Brandon Blackmon	Graduate Assistant - Defense - 1st Year
Trey Anderson	Graduate Assistant - Defense - 1st Year
Shawn Griswold	Head Coach Sports Performance - 6th Year
Markus Alleyne	Director of Player Development - 2nd Year
Kyle Gray	Football Operations - 2nd Year
Marcus Castro-Walker	Recruiting - 1st Year
Danny White	Football Consultant/SDC Ambassador - 1st Year
Dave Christensen	Non-Coaching Consultant - 1st year

2017 ROSTER

No.	Name	Ht.	Wt.	Pos.	Yr.	Hometown (Last School)
21	Chad Adams	5-9	191	DB	Sr.	Allen, Texas / Allen
59	Quinn Bailey	6-5	315	OL	R-Jr.	Gilbert, Ariz. / Higley
31	Marcus Ball	6-2	220	LB	R-Sr.	Westerville, Ohio / Westerville-South
7	Kalen Ballage	6-2	230	RB	Sr.	Peyton, Colo. / Falcon
8	Blake Barnett	6-5	201	QB	R-So.	Corona, Calif. / Santiago / Alabama
96	Jalen Bates	6-4	257	DL	R-So.	Kaplan, La. / Kaplan
	Matthew Bazarevitsch	6-3	198	P	Fr.	Pasadena, Calif. / Saint Francis
6	Eno Benjamin	5-10	200	RB	Fr.	Wylie, Texas / Wylie East
	Jordan Blake	6-3	175	DB	Fr.	Avondale, Ariz. / Saint Mary's
	Kyle Breed	6-8	283	DL	Fr.	Tucson, Ariz. / Ironwood Ridge
35	Jacom Brimhall	5-8	179	RB	Sr.	Mesa, Ariz. / Mountain View
	Kevin Brown	6-4	207	QB	Fr.	Mission Viejo, Calif. / Capistrano Valley
81	Jared Bubak	6-4	242	TE	R-Fr.	Lincoln, Neb. / Lincoln Christian
73	Cohl Cabral	6-5	291	OL	So.	Rancho Cucamonga, Calif. / Los Osos
46	Kordell Caldwell	5-11	189	CB	Fr.	Houston, Texas / Pearland
3	DJ Calhoun	6-0	234	LB	Sr.	El Cerrito, Calif. / El Cerrito
16	Maurice "Mo" Chandler	6-0	188	DB	Sr.	Lawton, Okla. / Lawton / NE Oklahoma A&M
21	Terrell Chatman	6-3	192	WR	R-So.	Baton Rouge, La. / Central
5	Darien Cornay	5-11	184	DB	So.	Los Alamitos, Calif. / Los Alamitos / Cerritos College
22	Mark "Goose" Cosgrove	5-10	218	FB	Sr.	Mullica Hill, N.J. / Pennsville Memorial
72	Cade Cote	6-3	290	OL	R-So.	Gilbert, Ariz. / Williams Field
67	Jesse Cozens	6-4	328	OL	Fr.	Tempe, Ariz. / Home Schooled
4	Koron Crump	6-3	222	LB	Sr.	St. Louis, Mo. / Cleveland NJROTC / Fort Scott CC
8	Frank Darby	6-0	190	WR	R-Fr.	Jersey City, N.J. / Lincoln
98	D.J. Davidson	6-5	306	DL	Fr.	Mesa, Ariz. / Desert Ridge
93	Emanuel Dayries	6-3	297	DL	R-Jr.	New Orleans, La. / D. Perry Walker
	Duke Ochuko	6-0	210	LB	So.	Mesa, Ariz. / Mesa Community College.
6	Evan Fields	6-1	190	DB	Fr.	Oklahoma City, Okla. / Midwest City
97	Shannon Forman	6-1	299	DL	Fr.	Baton Rouge, La. / Southern Lab
63	Mitchell Fraboni	6-2	223	LS	Sr.	Phoenix, Ariz. / Mountain Pointe
	Jared Francis	6-0	215	LB	Jr.	Glassboro, N.J. / Glassboro / Lackawanna College
18	Langston Frederick	5-10	180	CB	Fr.	League City, Texas / Clear Springs
28	Cody French	5-11	199	DB	Jr.	Roswell, N.M. / Goddard
88	Ceejhay French-Love	6-4	246	TE	Jr.	Long Beach, Calif. / Long Beach Poly / Colorado Mesa / East Los Angeles
34	Trent Gilbert	6-2	192	WR	R-So.	Gilbert, Ariz. / Higley
	Michael Gombert	6-4	237	TE	Fr.	Scottsdale, Ariz. / Cactus Shadows
38	Deion Guignard	6-3	214	DB	Jr.	Eulless, Texas / Trinity / Tyler JC
1	N'Keal Harry	6-4	216	WR	So.	Chandler, Ariz. / Chandler
82	Jalen Harvey	6-1	203	WR	R-Jr.	El Cerrito, Calif. / El Cerrito
53	Parker Higgins	5-11	223	LB	R-Fr.	Honolulu, Hawaii / Kaiser
94	Christian Hill	6-5	288	DL	Sr.	Kansas City, Mo. / Staley / Glendale CC
86	Curtis Hodges	6-7	220	WR	Fr.	Mesa, Ariz. / Mountain View
55	Jordan Hoyt	6-2	284	DL	R-Jr.	Chandler, Ariz. / Chandler / UC Davis
87	Tommy Hudson	6-5	240	TE	R-So.	San Jose, Calif. / Archbishop Mitty
57	Bailey Huggins	6-1	230	LB	Fr.	Chandler, Ariz. / Basha
12	John Humphrey	5-11	174	WR	R-So.	League City, Texas / Clear Falls / Oklahoma
54	Connor Humphreys	6-3	291	OL	R-Jr.	Portland, Ore. / Central Catholic
32	Gil'Scott Jackson	5-10	188	RB	R-Fr.	Westlake Village, Calif. / Oaks Christian
19	K.J. Jarrell	6-2	176	DB	Fr.	Scottsdale, Ariz. / Saguaro
61	Daniel Jeffrey	6-6	288	OL	R-Fr.	Washington, D.C. / St. John's College
86	Ryan Jenkins	5-11	198	WR	R-Sr.	Marietta, Ga. / Lassiter / Tennessee
64	Riley John	5-11	219	LS	So.	Appleton, Wis. / Appleton East
41	Tyler Johnson	6-4	245	DL	Fr.	Gilbert, Ariz. / Highland
76	Sam Jones	6-5	290	OL	R-Jr.	Highlands Ranch, Colo. / ThunderRidge
14	Ryan Kelley	6-4	190	QB	Fr.	Chandler, Ariz. / Basha
28	Demonte King	6-1	193	DB	Jr.	Bellflower, Calif. / Los Alamitos / Long Beach City College
44	Alani "A.J." Latu	6-2	248	LB	R-Sr.	Rancho Cucamonga, Calif. / Rancho Cucamonga
39	Malik Lawal	6-1	221	LB	R-So.	Temecula, Calif. / Chaparral
45	George Lea	6-2	275	DL	R-So.	New Orleans, La. / Landry-Walker
56	Alex Losoya	6-3	290	OL	R-Jr.	Santa Ana, Calif. / Mater Dei / Orange Coast College
24	Chase Lucas	6-0	178	DB	R-Fr.	Chandler, Ariz. / Chandler
	Paul Lucas	5-11	172	WR	Jr.	Phoenix, Ariz. / Mountain Pointe / Oregon State
75	Tyler McClure	6-1	285	OL	R-Sr.	Chandler, Ariz. / Chandler
65	A.J. McColium	6-1	311	OL	Sr.	Beaverton, Ore. / Aloha
43	Caleb McShanag	6-0	180	DB	R-Fr.	Phoenix, Ariz. / Northwest Christian
71	Steven Miller	6-4	325	OL	R-So.	Gilbert, Ariz. / Gilbert
47	Loren Mondy	6-0	232	LB	Fr.	Mansfield, Texas / Lake Ridge
78	Marshal Nathe	6-3	284	OL	R-Fr.	Peoria, Ariz. / Centennial
17	Ryan Newsome	5-8	176	WR	R-So.	Aledo, Texas / Aledo / Texas

NUMERICAL ROSTER

No.	Name	Pos.
1	N'Keal Harry	WR
1	JoJo Wicker	DL
1	Brandon Ruiz	PK
2	Christian Sam	LB
2	Brady White	QB
3	DJ Calhoun	LB
4	Koron Crump	LB
4	Demario Richard	RB
5	Manny Wilkins	QB
5	Darien Cornay	DB
6	Eno Benjamin	RB
6	Evan Fields	DB
7	Kalen Ballage	RB
8	Blake Barnett	QB
8	Frank Darby	WR
9	Jay Jay Wilson	TE
10	Kyle Williams	WR
12	John Humphrey	WR
13	Jack Smith	WR
13	Kobe Williams	DB
14	Alex Perry	DB
14	Ryan Kelley	QB
15	Dillon Sterling-Cole	QB
15	Jeremy Smith	DB
16	Maurice Chandler	DB
17	Ryan Newsome	WR
17	J Marcus Rhodes	DB
18	Langston Frederick	CB
19	K.J. Jarrell	DB
20	Trelon Smith	RB
20	Khaylan Thomas	LB
21	Chad Adams	DB
21	Terrell Chatman	WR
22	Mark Cosgrove	FB
22	Nick Ralston	RB
22	Jacobi Taylor	DB
23	Tyler Whiley	DB
24	Chase Lucas	DB
26	Ty Thomas	S
28	Cody French	DB
28	Demonte King	DB
30	Dasmond Tautalatasi	DB
31	Marcus Ball	LB
32	Gil'Scott Jackson	RB
34	Trent Gilbert	WR
34	Kyle Soelle	LB
35	Jacom Brimhall	RB
35	Owen Rogers	S
36	Michael Steep-Dalton	P
38	Deion Guignard	DB
39	Malik Lawal	LB
41	Tyler Johnson	DL
43	Caleb McShanag	DB
43	John O'Brien	PK
44	Alani Latu	LB
45	George Lea	DL
46	Kordell Caldwell	CB
47	Loren Mondy	LB
48	Frank Ogas	TE
51	Zach Robertson	OL
53	Parker Higgins	LB

2017 ROSTER

No.	Name	Ht.	Wt.	Pos.	Yr.	Hometown (Last School)
	Anthony Nicastro	6-2	232	LB	Fr.	Tempe, Ariz. / Marcos de Niza
	Andrew Noble	5-8	157	WR	Fr.	Newbury Park, Calif. / Newbury Park
43	John D'Brien	6-1	197	PK	R-Jr.	New Braunfels / New Braunfels
48	Frank Ogas	6-0	239	TE	R-Sr.	Morenci, Ariz. / Morenci
84	Alexander Otero	6-4	263	TE	So.	Blauvelt, N.Y. / SUNY Rockland CC
14	Alex Perry	5-11	169	DB	Fr.	Las Vegas, Nev. / Bishop Gorman
82	Josh Pokraka	6-0	233	TE	Jr.	Honolulu, Hawaii / Kaiser
22	Nick Ralston	6-0	214	RB	R-So.	Argyle, Texas / Argyle
	Joseph Reeves	6-0	194	LS	Fr.	Buckeye, Ariz. / Verrado
80	Kyle Remo	6-3	198	TE	So.	Mahwah, N.J. / Mahwah
17	JMarcus Rhodes	6-0	214	DB	Sr.	Orange, Texas / West-Orange Stark / Kilgore JC
4	Demario Richard	5-10	219	RB	Sr.	Palmdale, Calif. / Palmdale
58	Tyson Rising	6-4	294	OL	R-Jr.	Ventura, Calif. / Buena / Ventura College
51	Zach Robertson	6-5	330	OL	R-So.	Bellflower, Calif. / Saint John Bosco
35	Owen Rogers	6-2	200	S	Jr.	Phoenix, Ariz. / Brophy
1	Brandon Ruiz	5-10	171	PK	Fr.	Gilbert, Ariz. / Williams Field
	Trevor Russell	5-10	186	WR	Fr.	Casa Grande, Ariz. / Casa Grande Union
2	Christian Sam	6-1	237	LB	R-Jr.	Allen, Texas / Allen
68	Jonathan Sanchez	6-3	255	OL	Fr.	Mesa, Ariz. / Westwood
85	Daniel Sanders-Effiong	6-0	186	WR	Fr.	Chicago, Ill. / Rochester
	Mason Schell	6-5	282	OL	Fr.	Vancouver, Wash. / Columbia River
36	Michael Sleep-Dalton	6-2	210	P	R-So.	Geelong, Victoria, Australia / St. Joseph's College / City College of San Francisco
90	Tashon Smallwood	6-0	279	DL	Sr.	Fresno, Calif. / Central
55	Corey Smith	6-5	300	OL	R-Sr.	New Orleans, La. / Perry Walker
13	Jack Smith	6-1	172	WR	So.	Phoenix, Ariz. / Mountain Pointe
15	Jeremy Smith	6-1	176	DB	R-Fr.	Missouri City, Texas / Fort Bend Marshall
20	Trelon Smith	5-9	181	RB	Fr.	Houston, Texas / Cy Ridge
34	Kyle Soelle	6-4	207	LB	Fr.	Scottsdale, Ariz. / Saguario
	James Sosinski	6-8	250	TE	Jr.	Chandler, Ariz. / Hamilton / South Mountain CC
74	Corey Stephens	6-3	299	OL	Fr.	Scottsdale, Ariz. / Saguario
15	Dillon Sterling-Cole	6-3	213	QB	So.	Houston, Texas / Westfield
99	Dougladson Subtyl	6-4	238	DL	R-Jr.	Bunnell, Fla. / Flagler-Palm Coast / Victory Valley College
70	Michael Tate	6-3	308	OL	R-Fr.	Gilbert, Ariz. / Higley
30	Dasmond Tautalatasi	6-0	203	DB	R-Jr.	Concord, Calif. / De La Salle
22	Jacobi Taylor	5-11	175	CB	So.	Buffalo, N.Y. / Mountain Ridge / North Central College
20	Khaylan Thomas	6-1	227	LB	R-So.	Rancho Cucamonga, Calif. / Etiwanda
26	Ty Thomas	5-11	190	S	Fr.	Lubbock, Texas / Cooper
	Abraham Thompson	6-2	230	LB	Jr.	Yuma, Ariz. / Cibola / Arizona Western CC
79	Mason Walter	6-5	300	OL	R-So.	Temecula, Calif. / Chaparral
80	Mark Walton	6-5	242	TE	Fr.	Yuma, Ariz. / Cibola
23	Tyler Whaley	6-0	210	DB	R-Jr.	Scottsdale, Ariz. / Chaparral
2	Brady White	6-2	193	QB	R-So.	Newhall, Calif. / Hart
1	JoJo Wicker	6-3	273	DL	Jr.	Long Beach, Calif. / Long Beach Poly
5	Manny Wilkins	6-3	200	QB	R-Jr.	Novato, Calif. / San Marin
13	Kobe Williams	5-10	162	DB	So.	Long Beach, Calif. / Long Beach Poly / Long Beach City College
10	Kyle Williams	5-10	180	WR	So.	Murrieta, Calif. / Murrieta
9	Jay Jay Wilson	6-2	247	TE	Jr.	Valencia, Calif. / Valencia
	Benjamin Winans	6-3	238	DL	Fr.	Murfreesbro, Tenn. / Blackman
95	Renell Wren	6-5	295	DL	R-Jr.	St. Louis, Mo. / Lutheran
	Christian Zendejas	5-8	161	PK	Fr.	Chandler, Ariz. / Williams Field

**Heights/weights updated as of August 1

No.	Name	Pos.
54	Connor Humphreys	OL
55	Corey Smith	OL
56	Alex Losoya	OL
57	Jordan Hoyt	DL
57	Bailey Higgins	LB
58	Tyson Rising	OL
59	Quinn Bailey	OL
63	Mitchell Fraboni	LS
64	Riley John	LS
65	A.J. McCollum	OL
67	Jesse Cozens	OL
68	Jonathan Sanchez	OL
70	Michael Tate	OL
71	Steven Miller	OL
72	Cade Cote	OL
73	Cohl Cabral	OL
74	Corey Stephens	OL
75	Tyler McClure	OL
76	Sam Jones	OL
78	Marshal Nathe	OL
79	Mason Walter	OL
80	Kyle Remo	TE
80	Mark Walton	TE
81	Jared Bubak	TE
82	Jalen Harvey	WR
82	Josh Pokraka	TE
84	Alexander Otero	TE
85	Daniel Sanders-Effiong	WR
86	Ryan Jenkins	WR
86	Curtis Hodges	WR
87	Tommy Hudson	TE
88	Ceejay French-Love	TE
90	Tashon Smallwood	DL
93	Emanuel Dayries	DL
94	Christian Hill	DL
95	Renell Wren	DL
96	Jalen Bates	DL
97	Shannon Forman	DL
98	D.J. Davidson	DL
99	Dougladson Subtyl	DL

2017 NOTABLES

FOOD FOR THOUGHT

ASU had 27 rushing touchdowns in 2016 after having 19 in the entirety of the 2015 season. ASU has reached 25 rushing touchdowns three times under Todd Graham. That total is notable as the Devils had just three previous seasons with at least 25 rushing touchdowns from 1980-2011 (1985, 1986 and 1996).

Since 2012, The Sun Devils have scored 70.3 percent of the time following an opponent turnover since 2012 (90 of 128) w/ 69 TDs (53.9 percent). Conversely, opponents have scored just 51.1 percent of the time following an ASU turnover since 2012 (48 of 94) w/ 37 TDs (39.4 percent).

For the fifth consecutive season under Todd Graham, the Sun Devils had at least two players that reached double digits in tackles for loss (Koron Crump, JoJo Wicker and DJ Calhoun). ASU has had 17 such occurrences under Graham (2012-present) after having just 17 TOTAL players reach the mark in 10 previous seasons (2002-11) with at least two players reaching double digits in the same season just six times in that span.

N'Keal Harry recorded 659 receiving yards last season – breaking Zach Miller's 2004 school record for a freshman of 552. He had 58 catches on the year, also breaking Miller's freshman record of 56. His five touchdown receptions last season were second in Sun Devil history as far as freshmen go, trailing only Miller's school record of six.

STRIKE FIRST

- Arizona State has scored first in 43 of the 65 games with Todd Graham at the helm and is 32-11 in the Graham era when getting on the scoreboard first.

STRIKE FAST

- 259 of the Devils' 367 offensive scoring drives under Todd Graham have come in three minutes or less (71.0 percent).
- Of ASU's 62 scoring drives last season, 40 came in under three minutes (64.5 percent).

GETTING STARTED ON THE RIGHT FOOT

- The Sun Devils have outscored their opposition 554-332 in the first quarter under Todd Graham.
- The Sun Devils are 24-4 under Graham when holding their opposition scoreless in the first quarter.
- ASU has posted an impressive 31-3 overall record under Graham when leading at halftime.

DON'T CROSS THAT LINE

- Last season, the Sun Devils forced 303 negative or no yardage plays of 884 run by the opposition (34.7 percent).
- Under Graham, ASU has forced 1,658 plays that have not resulted in positive yardage out of 4,644 (35.7 percent).

SERIOUSLY, DON'T CROSS IT

- ASU is first in the Pac-12 and second in the nation (Clemson) with an average of 7.89 TFL per game under Graham and one of three teams in the nation with more than 500 total tackles for loss. They rank third in that time with 3.13 sacks per game.
- For the fifth consecutive season under Todd Graham, the Sun Devils had at least two players who reached double digits in tackles for loss (Koron Crump, JoJo Wicker and DJ Calhoun). ASU has had 17 such occurrences under Graham (2012-present) after having just 17 TOTAL players reach the mark in 10 previous seasons (2002-11) with at least two players reaching double digits in the category just six times in that span.

LIGHT 'EM UP

- ASU has scored 50 or more points 16 times since Todd Graham arrived in Tempe for the 2012 season.

- To put that in perspective, ASU eclipsed 50 points 10 times total in the previous 10 years before the current coaching regime (2001-11).

- Against Pac-12 opponents, the Sun Devils have scored 50 or more points 10 times under Coach Graham, after only tallying nine in the conference era prior (since 1978).

- ASU went 86 games without scoring 60 from 2005-2011. Under Coach Graham it has scored 60 or more four times (*12-63 NAU, *12-62 Navy, *13-62 USC, *16-68 TTU).

- The Sun Devils have dropped 50 on Arizona twice in the last three years after doing so just three times in 86 previous contests.

- The Sun Devil offense is currently ranked 45th in the nation in scoring at 33.2 points per game.

GOLD RUSH

- The Sun Devils rushed for 27 touchdowns last season after having 19 in the entirety of 2015. The 26 touchdowns were good for 43rd among all FBS teams, despite not playing in a bowl game or a championship game.
- The Sun Devils have reached 25 rushing touchdowns three times under Graham in five seasons. That total is notable as the Devils had just three previous seasons with at least 25 rushing touchdowns from 1980-2011 (1985, 1986 and 1996).
- After having just two five-rushing touchdown games in nine previous seasons, the Sun Devils did it in back-to-back games to open the 2016 season, marking the fifth and sixth times in the Graham era that ASU had gone over five rushing touchdowns in a game. The Devils had three such games TOTAL from 1997-2011.

- The ASU trio of running backs (Demario Richard, Kalen Ballage and Nick Ralston) were been tough to bring down all year, logging 580 total yards after first contact out of their 1272 combined rushing yards (46.0 percent).

GOLD ZONE

- The Sun Devils scored on 43-of-47 trips to the red zone in 2016 (91.5 percent), a total that ranked 10th in the nation.
- The Devils scored a touchdown on 33 of those trips (70.2 percent). That percentage was ranked 22nd nationally and notable as ASU found the end zone on just 51.5 percent of its red zone trips in 2015 - a total that ranked 108th in the country.

SUPER DEMARIO

- Demario Richard is currently 15th in Sun Devil history with 2,148 career rushing yards and one of just 19 Devils to reach the 2,000-yard milestone.
- Richard now has nine 100-yard rushing games in his career, three shy of cracking the ASU top-five in the category.
- Of Richard's 1,697 rushing yards as a sophomore and junior, 780 have come after first contact (46.0 percent/2.1 yards per touch).
- In 2015, Richard became the fourth Sun Devil in history to have at least seven 100-yard rushing games in a single season, joining Freddy Williams and Art Malone (8) and Woody Green (7, 2 times).

CAME IN LIKE A WRECKING BALLAGE

- Kalen Ballage had 14 rushing touchdowns last season, making him just the fourth Sun Devil since 2000 to reach double digits in the category and moved him into a tie for the seventh most single season rushing touchdowns in ASU history.
- He finished 26th in the nation in rushing touchdowns (14) and 34th among all position players with 94 total points scored.
- Ballage was one of just nine players nationally to rush, throw and receive a touchdown last season and one of just three running backs to do so.

QUICK FACTS

Location: Tempe, Ariz. 85287-2505

Enrollment: 91,322

Nickname: Sun Devils

Colors: Maroon & Gold

Conference: Pac-12

President: Dr. Michael Crow

Vice President for University

Athletics/AD: Ray Anderson

Senior Associate Athletic

Director of Football: Tim Cassidy

Faculty Representative: Dr. Jeffrey Wilson

Stadium: Frank Kush Field/Sun Devil Stadium

All-Time Record: 595-387-24 (.603)

Capacity: 57,078

Playing Surface: Bermuda Grass

Head Coach: Todd Graham (East Central University '87)

Graham's Career Record: 88-55 (12th season)

Graham at ASU: 39-26 (6th season)

2016 ASU Record: 5-7

2016 Pac-12 Record (Finish): 2-7 (4th Pac-12 South)

Offensive Set: Multiple

Defensive Set: Multiple

Offensive Starters Returning/Lost: 7/4

Defensive Starters Returning/Lost: 6/6

- He averaged a touchdown once every 11.1 carries this season, a total that ranked fourth nationally.

- Ballage introduced himself to the world in a big way against Texas Tech in 2016, tying an FBS record with eight total touchdowns (7 rushing, 1 receiving). He also tied the FBS record for touchdowns in a quarter with four in the second quarter of the contest. Ballage had eight total touchdowns in his two previous seasons prior to his barrage against Texas Tech.

- Ballage returns with the highest receiving grade among all returning Power Five running backs in the country with 84.4 according to Pro Football Focus.

NO RUSH

- The Sun Devils have held 23 opponents under 100 rushing yards in the Todd Graham era (65 games/35.4 percent), including four of 12 games last year.
- ASU held three straight opponents under 100 rushing yards for the third time under Graham (2013, 2015, 2016). The Devils had limited opponents to under 100 rushing yards in three straight games in just five previous seasons dating back to 1986.

TAKING OFFENSE

- ASU ranks second in the Pac-12 and 13th in the nation at 36.7 points per game in the Graham era.

MAKE 'EM PAY

- Under Todd Graham, ASU has outscored opponents 536-287 in points off takeaways.

- Since 2012, The Sun Devils have scored 70.3 percent of the time following an opponent turnover since 2012 (90 of 128) w/ 69 TDs (53.9 percent). Conversely, opponents have scored just 51.1 percent of the time following an ASU turnover since 2012 (48 of 94) w/ 37 TDs (39.4 percent).

A HAND IN THE COOKIE JAR

- The Sun Devils have forced 128 turnovers under Todd Graham in the past five seasons, which is the 10th-highest total in the country in that span.

- ASU has 14 interception returns for touchdowns under Graham, compared to posting just four total in the three previous seasons prior to 2012. The total is second in the FBS for the most interception returns for touchdowns in that span. ASU has added four fumble returns as well for 18 defensive touchdowns since the 2012 season, tied for third in the country in that time span behind Ohio State (25) and Alabama (23).

TURNOVER FACTORY

- ASU ranks sixth in the nation with a .51 average turnover margin per game since Graham took over the helm and is seventh in the nation with a plus-33 total turnover margin.
- The Devils are first in the Pac-12 and tied for eighth in the nation with 80 total interceptions in that span.

WINNING THE BATTLE FOR FIELD POSITION

- Under Todd Graham, ASU has had an average starting yard line of its own 34.6 in 39 victories compared to a starting yard line of the 25.4 for their opponents in such contests.
- Conversely, opponents have an average starting field position of their own 31.3 yard line compared to ASU starting at its own 28.6 in ASU's 26 losses under Graham.

SEAL THE DEAL

- ASU has outscored other teams 684-529 in the fourth quarter and overtime under Todd Graham (10.5 points per fourth quarter and OT/+2.4 points per game) and averaged 12.8 points per fourth quarter last season (outscored opponents 155-125).
- Excluding FCS NAU, the Sun Devils finished seventh nationally in averaging 19.6 points per second half against FBS opposition and second in the country with 11.9 points per fourth quarter against FBS teams as well.
- The 19.6 second-half points per game were more than 13 teams were averaging PER GAME against FBS opposition last season.

ROAD WARRIORS

- The Sun Devils are winners of nine of the last 19 true road contests. ASU has 13 wins in the past 28 road games, including 10 Pac-12 Conference road wins in the past 23.
- Todd Graham has 10 Pac-12 road victories under his belt already, the second-most among all ASU coaches since 1980 behind only Bruce Snyder's 18 from 1992-2000. Graham is 10-12 in Pac-12 road games at ASU, notable as the Devils were 5-13 in four seasons prior.
- The Sun Devils are 4-4 in Pac-12 games in the State of California since 2012 after going just 3-23 from 1998-2011.

T.N.T, WE'RE DYNAMITE

- The Sun Devils have a classification of "explosive plays" that equal a run of 12 or more yards or a passing play of 16 or more yards. ASU had 97 such plays last season
- After having just eight total against Colorado and Washington State, ASU had 36 such plays in its final four games last season.
- ASU finished 30th nationally in plays over 10 yards in 2015 with 216 and 27th in 30+ yard plays at 35. ASU finished 24th nationally with 20 plays over 40 yards in 2014 after having just 16 total in 2013 and eight the year before. ASU was 26th nationally in plays of 20 or more yards with 71. The Sun Devils finished 2013 tied for seventh in the nation in plays longer than 20 yards with 86 after having 72 in 2012, which was good for 19th in the country in the category.

KEEP IT CLEAN

- In the Coach Graham era, ASU is averaging just 37.8 penalty yards per game, tied for fourth-best in the nation. While that is impressive,

what raises the eyebrows is who are the top three: Navy (25.2), Army (36.2) and Air Force (37.7).

- Since Todd Graham arrived at Arizona State, the Sun Devils have had just 295 penalties in 65 games (4.53 penalties per game).

PROTECT THIS HOUSE

- ASU is 25-8 at Sun Devil Stadium under Todd Graham.
- In 33 regular season home games under Todd Graham, the Sun Devils have averaged 39.7 points per game. Against non-conference Power Five teams, ASU is averaging 50.0 points per game at home under Graham.
- ASU has posted under 20 points in a regular home game just twice in Todd Graham's tenure - a 19-16 overtime victory over Utah in 2014 and a 42-14 loss to #19 USC in 2015.
- The Sun Devils are 282-103-3 (.734) all-time at Sun Devil Stadium since 1958, the 25th-highest active winning percentage in a stadium among all FBS schools.

USE THEM WISELY

- Since the start of the 2012 season, ASU has used 68 timeouts on defense in third down situations, and have not allowed a first down on the ensuing play and/or forced a turnover on 48 of those occasions (70.6 percent).

HOLD ON TO YOUR SEATS

- ASU has now gone 9-6 in games decided by a touchdown or less since the 2012 Arizona comeback in Tucson. ASU had gone 6-16 in such games since the 2007 season up until that moment. The Devils are 2-1 in games decided by less than a touchdown this year.
- In 2016, ASU went 4-4 in games it had been tied or trailed in the second half after going 8-19 in four previous seasons.
- ASU went 3-1 in 2013 in games decided by less than a touchdown, after going 4-13 in the previous four seasons in such games.. ASU was 3-1 in 2014 in games decided by less than a touchdown.

HOLD ON TO THAT BALL, ALSO

- In 2014, the Sun Devils had six games where they did not turn the ball over and went 6-0 in those contests. That number was notable because in the previous two seasons, ASU had just five combined games where it did not turn the ball over.
- ASU is now 12-3 under Todd Graham in games where it does not have a turnover.
- ASU earned its first victory in a game it turned the ball over three times against UTSA after going 0-6 in the Todd Graham era prior.

TAKING DOWN THE TOP

- The Sun Devils have gone 8-8 in the last 16 games against ranked teams.
- In four seasons at the helm, Todd Graham is 8-11 against AP-ranked opponents and the team was 4-2 in such teams in 2014.
- Graham has more than doubled the Top-25 win total of Dennis Erickson (3) and Dirk Koetter (2) during their tenures.
- In the previous 14 seasons, ASU was 5-40 in games against teams ranked in the AP poll. Other notable victories include the come-from-behind victory over Arizona in 2012, winning a game in the Coliseum last season for the first time since 1999 and defeating USC in back-to-back seasons for the first time since 1996-97. ASU also ended a four-game losing streak to Stanford.

SIGNATURE WINS UNDER TODD GRAHAM Since 2012

December 24, 2012 - @Arizona (#24 in BCS), 41-34
 September 14, 2013 - Wisconsin (#20 in AP), 32-30
 September 21, 2013 - USC, 61-41
 October 19, 2013 - Washington (#20 in AP), 53-24
 November 23, 2013 - @UCLA (#14 in BCS), 38-33
 October 18, 2014 - @USC (#16 in AP), 38-34
 October 25, 2014 - Stanford (#23 in AP), 26-10
 November 1, 2014 - Utah (#18 in AP), 19-16 (OT)
 November 8, 2014 - Notre Dame (#8 in AP), 55-31
 October 3, 2015 - UCLA (#7 in AP), 38-23

DIRTY HARRY

- N'Keal Harry became just the ninth true freshman in Arizona State history to start in a season opener this year.
- Harry was just the fourth Sun Devil ever to start on offense as a true frosh in the opener and he joined D.J. Foster as the only other Sun Devil in history to score in each of their first three games of the season as a true freshman.
- Harry recorded 659 receiving yards last season - breaking Zach Miller's 2004 school record for a freshman of 552. He had 58 catches on the year, also breaking Miller's freshman record of 56. His five touchdown receptions last season were second in Sun Devil history as far as freshmen go, trailing only Miller's school record of six.

THE FIRST OF MANNY

- Manny Wilkins returns as the Pac-12 leader as far as the highest percentage of throws of 20+ yards this season with at least 50 deep passes at 19.9 percent., according to Pro Football Focus.
- Wilkins became just the fourth quarterback since 1970 to go 4-0 in his first career starts, joining Danny White (10-0) and Todd Hons (8-0).
- The Sun Devils entered last season as one of just two teams in the nation without a quarterback on the roster that had officially completed a pass at a four-year college until Wilkins first attempt.


BRINGING THE WOOD

- Koron Crump was second on the Sun Devils with 10.5 tackles for loss last season and 9.0 sacks. He is averaging a tackle for loss just over once every three times he made a tackle and a sack for every four tackles. He also had a team-leading three fumbles forced last season.
- Four times in the Todd Graham era has a defensive player had at least 10 sacks in a season. ASU had just two players reach the milestone from 2003-2011.
- For the fifth consecutive season under Todd Graham, the Sun Devils had at least two players that reached double digits in tackles for loss (Koron Crump, JoJo Wicker and DJ Calhoun). ASU has had 17 such occurrences under Graham (2012-present) after having just 17 TOTAL players reach the mark in 10 previous seasons (2002-11) with at least two players reaching double digits in the same season just six times in that span.
- Crump leads all returning Pac-12 defensive players with 46 total QB pressures (sacks/hits/hurries) last season according to Pro Football Focus while JoJo Wicker is fifth among returning players with 36.

RETURNERS



Chad Adams



21 Chad Adams

Senior // Defensive Back
5-9 // 191 // Allen, Texas (Allen)

Overview

- Able to play multiple defensive back positions and will challenge for playing time at safety and corner on the season
- Has appeared in 36 games for the Sun Devils in his first three seasons, accounting for 46 tackles, three pass defenses and a fumble forced

Junior (2016)

- Started the season opener against NAU, recording three tackles and a forced fumble
- Recorded five tackles as a starter against Washington State (10/22)
- Saw action against Colorado, and finished with three tackles (10/15)

Sophomore (2015)

- Appeared in 12 games with two starts
- Finished with 21 tackles, including 17 solo and one for loss, and a pass break-up
- Made first career start against Washington (11/14) and recorded a career-high six tackles
- Started in the Motel 6 Cactus Bowl against West Virginia (1/2) and tied his career-high with six tackles
- Picked up his first career sack and tackle for loss on a seven-yard stop against Colorado (10/10)

Freshman (2014)

- Appeared in every game as a true Freshman reserve defensive back
- Finished with six tackles on the year and one pass breakup

High School

- Physical defensive back from one of the nation's elite High School football programs
- Helped guide Allen to back-to-back Texas 5A Division I State Championships
- Allen finished the year ranked as the second-best High School football program in America according to MaxPreps and Scout.com with a perfect 16-0 record
- Rated by Scout.com as the No. 47 cornerback prospect in the nation; Ranked by 24-7 Sports as the No. 68 cornerback recruit in the nation
- Named a 10-5A First-Team All-District selection as a Senior in 2013
- Totaled 98 tackles, nine pass breakups and two interceptions, as a Junior in 2012

	TACKLES	G	UA	A	TOTAL	TFL	TFLY	PD	FF	FR	BLK
2014	13	4	2	6	0.0	0	1	0	0	0	0
2015	12	17	4	21	1.0	7	1	0	0	0	0
2016	11	16	3	19	0.0	0	1	1	0	0	0
Total	36	37	9	46	1.0	7	3	1	0	0	0



59 Quinn Bailey

Redshirt Junior // Offensive Line
6-5 // 315 // Gilbert, Ariz. (Higley)

Overview

- Adds depth and a big body to the offensive line
- Great height and size and has the versatility to play at guard or tackle, having played both positions in his career

Redshirt Sophomore (2016)

- Started all twelve games and added depth to the offensive line

Redshirt Freshman (2015)

- Spent 2014 campaign on scout team; Redshirted

Freshman (2014)

- Spent 2014 campaign on scout team; Redshirted

High School

- Earned First-Team Arizona All-State Division III honors by the Arizona Republic after his Senior season
- Listed by Rivals.com as the No. 67 offensive tackle recruit in the country; Rated by Scout.com as the No. 81 offensive tackle prospect in the nation; Listed by 24-7 Sports as the No. 86 offensive tackle recruit in the nation
- His position coach at Higley High was former Arizona State lineman Jon Hargis, who lettered from 2007-10
- Coached by Eddy Zubey at Higley High

RETURNERS



31 Marcus Ball

Redshirt Senior – Linebacker
6-2 // 220- // Westerville, Ohio
(Westerville-South)

Overview

- A rangy and fearless tackler on defense
- Will compete for playing time at safety and possibly SPUR on the season and has been utilized at several positions in his career at ASU
- Has 78 career tackles to his credit, 62 of which are unassisted along with 4.0 tackles for loss, four passes defended, two fumble recovers and two interceptions

Redshirt Junior (2016)

- Finished second on the team in tackles, with 64 total, including three TFLs
- Led the team in tackles for four consecutive games (UCLA, Colorado, Washington State, Oregon)
- Recorded a career-best 14 tackles against Oregon (10/29)
- Had a season-high 10 unassisted tackles against UCLA (10/8) and a 22-yard interception return
- Had nine tackles and one 13-yard sack against Washington State (10/22)
- Posted 10 tackles against Colorado (10/15)
- Recorded seven tackles against UTSA (9/16)

Junior (2015)

- Struggled with injuries throughout the season, playing mostly in a reserve role and finishing with eight tackles and an interception

Sophomore (2014)

- Appeared in eight games for the Sun Devils, providing depth in the secondary
- Finished with six tackles on the season
- Recorded two tackles each against Weber State (08/28) and Oregon State (11/15)

Freshman (2013)

- Redshirted the season after injuring his right shoulder

High School

- One of the nation's most versatile athletes having played quarterback and safety in High School as well as linebacker and receiver/tight end
- Threw for 1,600 yards with 16 touchdowns, ran for 500 yards and intercepted seven passes as a Junior in 2011
- Rated the No. 24 all-purpose athlete in the country by Rivals.com; listed as the No. 46 safety prospect in the nation by Scout.com; ranked by ESPN as the No. 67 all-purpose athlete prospect in the nation
- An excellent basketball player in High School as well, scoring a school-record 43 points the night before signing with ASU
- Coached by Rocky Pentello at Westerville-South High



Marcus Ball

	TACKLES	G	UA	A	TOTAL	TFL	TFLY	PD	FF	FR	BLK
2014	10	4	2	6	0.0	0	0	0	0	0	0
2015	11	7	1	8	1.0	1	1	0	0	1	0
2016	11	51	13	64	3.0	15	3	0	0	1	0
Total	32	62	16	78	4.0	16	4	0	0	2	0

RETURNERS



7 Kalen Ballage

Senior // Running Back
6-2 // 230 // Peyton, Colo. (Falcon)

Overview

- Incredible physical specimen that combines power and speed as a runner
- A skilled pass receiver in addition to his intimidating talent in the run game.
- Named to Maxwell Award Watch List, the tenth time a Sun Devil has been on the list in the last six years

Junior (2016)

- Concluded the season with 14 rushing touchdowns (good for 26th nationally and second in the Pac-12) and one receiving while appearing in all 12 games and making six starts
- Was one of just nine FBS players to rush, receive and throw a touchdown on the season
- Finished second on the team with 536 rushing yards and accounted for over half of the team's 27 rushing touchdowns
- Became just the fourth Sun Devil since 2000 to reach double digit rushing touchdowns and averaged a touchdown once every nine carries – the third-best average on the season
- Matched the FBS record with his eight total touchdowns against Texas Tech (seven rushing, one receiving) and is the only player in history to do it against a Power Five opponent
- Tied the FBS record with four touchdowns in a quarter and broke the Pac-12 record for touchdowns accounted for in a regular season game, touchdowns scored in a game, rushing touchdowns and points scored
- Posted a season-high 118 reception yards against Utah (11/10)
- Tallied 263 all-purpose yards, two rushing touchdowns and his first career passing touchdown against Oregon (10/29)
- Had 82 yards on 12 carries against Washington State (10/22)
- Recorded a season-high 137 rushing yards on 13 attempts against Texas Tech (9/10)

Sophomore (2015)

- Made his first appearance of 2015 against USC (9/26), finishing with 30 yards rushing.
- Finished with a career-best 59 rushing yards against UCLA (10/3) on 11 carries, including an epic pile-moving 23-yard touchdown in which he ran backwards for about 17 yards in a rugby scrum
- Had the biggest game of his career with 127 rushing yards on 12 touches against Oregon (10/29), doubling his previous career high for yardage
- Had another solid game with 84 yards on 14 carries with a touchdown against Washington State (11/7)

Freshman (2014)

- Appeared in 12 of the 13 games as a true Freshman, primarily as a goal line back
- Carried the ball 42 times for 138 yards and added three touchdowns
- Added six catches for 64 yards and a touchdown
- Appeared as a true Freshman in the opener against Weber State (8/28), logging 36 yards on the ground and his first career touchdown
- Had a career high two touchdown rushes against UNM (9/6)
- Grabbed his first career touchdown reception on a 38-yard catch-and-run against Colorado (9/13)
- Had a 96-yard kick return in the Sun Bowl and added 15 rushing yards (12/27)

High School

- Rushed for 2,690 career yards on 318 carries (8.5 avg.) with 35 touchdowns in three varsity seasons
- Caught 40 passes for 671 yards (16.8 avg.) with 12 touchdowns and totaled 3,981 career all-purpose yards
- Carried 206 times for 1,943 yards (9.4 avg.) with 25 touchdowns as a Senior in 2013 and added 16 receptions for 360 yards (22.5 avg.) with six scores for 2,628 all-purpose yards in his final season
- Listed by Rivals.com as the sixth-best athlete prospect in the country and a four-star recruit; Ranked by 24-7 Sports as the No. 27 athlete recruit in the nation; Rated by Scout.com as the No. 52 running back recruit in the nation; Tabbed by ESPN as the No. 52 athlete prospect in the nation
- Coached by Brian Green and Terry Poirier at Falcon High

RUSHING	G	ATT	YARDS	TD	LONG	AVG/C	AVG/G
2014	12	42	126	3	12	3.0	10.5
2015	10	125	653	4	65	5.2	65.3
2016	12	126	536	14	75	4.3	44.7
Total	34	293	1315	21	75	4.5	38.7

RECEIVING	G	REC	YARDS	TD	LONG	REC/G	AVG/C	AVG/G
2014	12	6	64	1	38	0.5	10.7	5.3
2015	10	12	60	0	16	1.2	5.0	6.0
2016	12	44	469	1	71	3.7	10.7	39.1
Total	34	62	593	2	71	1.8	9.6	17.4



Kalen Ballage

RETURNERS



DJ Calhoun



96 Jalen Bates

Redshirt Sophomore // Defensive Line
6-4 // 257 // Kaplan, La. (Kaplan)

Overview

- Physical, versatile defender with the ability to play multiple roles in the front seven.

Redshirt Freshman (2016)

- Saw action against NAU (9/3) and California (9/24)

Freshman (2015)

- Redshirted

High School

- Listed by 24-7 Sports as the No. 20 weakside defensive end in the nation; Regarded by Rivals.com as the No. 29 strongside defensive end in the country; Ranked by ESPN as the No. 57 defensive end prospect in the nation.



35 Jacom Brimhall

Senior // Running Back
5-8 // 179 // Mesa, Ariz. (Mountain View)

Overview

- Entered the program as a walk-on before earning his scholarship during the 2016 season
- Atypical height for the position but brings a change of pace to a deep Sun Devil backfield

Junior (2016)

- Saw some action against Utah (11/10)

Sophomore (2015)

- Appeared in eight games as a Sophomore, picking up three carries for 11 yards

Freshman (2014)

- Joined the team after spending two years serving a Mormon mission
- A pivotal member of the scout team that earned playing time on special teams on the year

High School

- 2011 graduate of Mountain View High School
- Rushed for 3,119 yards and 35 touchdowns over his last two seasons for the Toros and was named the East Valley Offensive Player of the Year after his Junior season



81 Jared Bubak

Redshirt Freshman // Tight End
6-4 // 242 // Lincoln, Neb. (Lincoln Christian)

Overview

- Versatile tight end with a solid frame and natural pass catcher with the ability to split out wide
- Played quarterback in high school, but is projected to fit in at the 3-back position at ASU
- Tough and physical who is hard to bring down when the ball is in his hands

Freshman (2016)

- Redshirt the season and while getting himself prepared to contend for playing time in the weight room and on the scout team

High School

- Member of the West squad at the Semper Fi All American Bowl, which honors student-athletes with not only outstanding athletic ability, but also exemplary youth leadership and a commitment to building life skills both on and off the field
- Received Second Team All-Super State honors from the Lincoln Star Journal and was named to PrepStar's All-Midlands Region team. Omaha World Herald also named him to their Class C-1 All-State team
- Ranked by ESPN as the No. 10 tight end in the country; rated by Rivals as the No. 35 tight end in the country and No. 3 player in the state; tabbed as the nation's No. 32 tight end by 24/7; listed by Scout as the No. 41 tight end in the country



73 Cohl Cabral

Sophomore // Offensive Line
6-5 // 291 // Rancho Cucamonga, Calif. (Los Osos)

Overview

- Athletic lineman that has the ability to play every position on the offensive line.
- Known for utilizing his leverage with a low pad level and his quickness and footwork allows him to move well laterally.

Freshman (2016)

- Appeared in 11 games for the Sun Devils, giving the ASU offensive line depth off the bench

High School

- Participated in the Under Armour All-American Game as a member of Team Highlight.
- Earned Second Team All-State honors from USA Today and named to The Daily Bulletin and the San Bernardino Sun's All-Area First Team.
- Received All-American honors from PrepStar who listed him as the No. 292 player in the nation; rated as a four-star and ranked as the No. 199 player in the ESPN 300; ranked as the No. 2 center prospect in the country by ESPN; listed by Rivals as the No. 64 offensive tackle in the country; tabbed by Scout as the No. 37 offensive tackle in the country and No. 6 offensive tackle in the west region; listed in the annual Tacoma News-Tribune Western 100.
- Coached by Kevin Price at Los Osos High School.

RETURNERS



3 DJ Calhoun

Senior // Linebacker
6-0 // 234 // El Cerrito, Calif. (El Cerrito)

Overview

- Looks to compete for a starting spot at one of the linebacker positions
- Good strength and size for a player his age
- Has great range in pass coverage and physicality in run support
- Has 138 career tackles with 26.0 coming for a loss and 13.0 sacks, ranking as the team's top returner for a career in all three categories

Junior (2016)

- Concluded the season with a team-leading 77 tackles and 11.5 TFLs – leading the team in that category as well – and 4.5 sacks
- Had a season-high eight solo tackles against Arizona (11/25)
- Led the team with a season-high nine tackles and one TFL against Utah (11/10)
- Posted seven tackles, including three TFLs and two sacks, against Washington State (10/22)
- Sealed the victory over California (9/24) with his first career kickoff return, resulting in a 42-yard touchdown
- Led the Sun Devils with seven tackles with a tackle for loss and a QB hurry against NAU (9/3)

Sophomore (2015)

- His lone tackle came on his first sack of the season against UCLA (10/3)
- Of his 20 tackles, 5.5 were sacks
- Had a career high 1.5 sacks against Colorado (10/10) on six tackles and followed that effort with a new career best 2.0 sacks against Utah (10/17)

Freshman (2014)

- Became one of eight Sun Devils all-time to start the season opener as a true Freshman and recorded five tackles in his debut
- Named a Freshman All-American by the Football Writers Association of America
- All-Pac-12 Honorable Mention
- SCOUT 2014 All-America selection
- Calhoun appeared in all 13 games for the Sun Devils on the season, making six starts
- Finished with 35 tackles on the year
- Had 7.0 tackles for a loss, good for fifth on the team
- Had five tackles and a TFL in his first career start against Weber State (8/28)
- Topped his previous career-high with nine against USC, including his first career sack and a career high 2.5 tackles for loss
- Had two tackles for loss against Oregon State (11/15)
- Had a sack and three tackles against Washington State (11/22)

High School

- Unanimously regarded as a four-star prospect
- Participated in the 2014 U.S. Army All-American Game and was chosen to be a team captain for the West


- Listed by Rivals.com as the No. 12 linebacker recruit in the country; Ranked by Scout.com as the No. 145 overall prospect in the country and the No. 13 outside linebacker recruit in the nation; Also ranked by Scout.com as the No. 28 overall prospect in the west region and the region's third-best linebacker recruit; Listed by Rivals.com as the No. 12 outside linebacker prospect in the nation and the No. 183 overall recruit in the country; Rated by ESPN as the No. 16 outside linebacker prospect in the nation

- As a Junior in 2012 he was named League Defensive Player of the Year and unanimous First Team All-League as well as First-Team All-East Bay as a Junior

- Coached by Kenny Kahn at El Cerrito High

TACKLES	G	UA	A	TOTAL	TFL	TFLY	PD	FF	FR	BLK
2014	13	20	15	35	7.0	28	2	1	1	0
2015	13	18	8	26	7.5	51	1	0	0	0
2016	12	59	18	77	11.5	43	1	1	0	0
Total	38	97	41	138	26.0	122	4	2	1	0

SACKS	G	UA	A	TOTAL	YARDS
2014	13	2	0	2	15
2015	13	6	1	6.5	49
2016	12	4	1	4.5	28
Total	38	12	2	13.0	92



16 Maurice Chandler

Senior // Defensive Back
6-0 // 188 // Lawton, Okla. (Lawton/NE Oklahoma A&M)

Overview

- Physical at the line of scrimmage not allowing receivers a free release and will add immediate depth to the position.

Junior (2016)

- Concluded the season with 16 tackles, one TFL and two pass break-ups
- Recorded seven tackles against UCLA (10/8)
- Posted three tackles at Oregon (10/29)

Junior College (NE Oklahoma A&M)

- Part of the eight-man class that was rated as the No. 1 JUCO class in America.. Enrolled at ASU in January and will participate in spring practice. Comes to ASU with three years to play two.
- Received JUCO All-American honors from PrepStar.
- Rated as the No. 22 JUCO overall prospect in the nation and No. 2 JUCO cornerback as well as a four star prospect by ESPN; listed by Rivals as the No. 59 JUCO prospect in the country; ranked as the No. 44 JUCO prospect in the nation by Scout; rated by 24/7 as the No. 41 overall JUCO prospect and the No. 4 rated JUCO cornerback prospect.
- In two JUCO seasons, he recorded 35 tackles, seven pass breakups and an interception.
- Coached by Clay Patterson at Northeastern Oklahoma A&M. Coached by Randy Breeze at Lawton High School.

TACKLES	G	UA	A	TOTAL	TFL	TFLY	PD	FF	FR	BLK
2016	11	13	3	16	1.0	1	2	0	0	0
Total	11	13	3	16	1.0	1	2	0	0	0

RETURNERS



DJ Calhoun



21 Terrell Chatman

Redshirt Sophomore // Wide Receiver
6-3 // 192 // Baton Rouge, La. (Central)

Overview

- Talented receiver with a great frame
- Looks to compete for snaps at the wide receiver position in 2016

Sophomore (2016)

- Saw action against NAU (9/3), Texas Tech (9/10) and Washington (11/19)

Freshman (2015)

- Spent 2015 as a member of the scout team; Redshirted

High School

- Listed by ESPN as the No. 30 wide receiver prospect in the nation and the No. 245 overall recruit in the country; labeled by Scout.com as the No. 55 wide receiver prospect in the country; ranked the No. 86 wide receiver recruit in the nation by Rivals.com
- Coached by Sid Edwards at Central High



22 Mark Cosgrove

Senior // Fullback

5-10 // 218 // Mullica Hill, N.J. (Pennsville Memorial)

Overview

- Powerful blocking back who is equally adept as a bulldozing lead blocker or running/catching the ball out of the backfield
- A versatile athlete, Goose provides depth at fullback, running back, H-back and tight end
- Is considered a leader in the locker room and on the field despite being an underclassman
- Physical, tough and lowers his pads well to finish through contact
- Runs with good balance, leveraging his compact build and low center of gravity to stay on his feet after contact
- Has great hands and feet, and embraces a battering-ram mindset
- Trains in the offseason with former Minnesota Vikings fullback Ryan D'Imperio
- Nickname is "Goose"
- A member of the Dean's List and a two-time Scholar Baller, an honor given to student-athletes with a 3.0 or higher GPA in a given semester

Junior (2016)

- Saw some action at UTSA (9/16) and Arizona (11/25)

Redshirt Freshman (2015)

- Spent the 2015 campaign as a member of the scout team

Freshman (2014)

- Redshirted in his first season in Tempe and played a vital role on the scout team
- Scholar Baller in Fall '14 and Spring '15

High School

- Ranked #14 Fullback in New Jersey and #67 in the nation by Max Preps 2012
- Ran for 522 yards rushing on 97 carries and 5 touchdowns while serving as a lead blocker for a 1,000 yard rusher in an up-tempo, no huddle, spread-offense
- Registered 27 knockdown blocks
- Posted 28 tackles (14 solo) from his Will linebacker position
- Two-year MVP of Special Teams and three-year letterwinner/team captain for Coach Ryan Wood at Pennsville High School, Pennsville, New Jersey



72 Cade Cote

Redshirt Sophomore // Offensive Line

6-3 // 290 // Gilbert, Ariz. (Williams Field)

Overview

- Versatile local blocker able to play multiple line positions

RETURNERS

Sophomore (2016)

- Appeared in the season-opener against NAU (9/3)

Freshman (2015)

- Spent the 2015 campaign as a member of the scout team; Redshirted

High School

- Selected to the 2014 All-24-7Football.com Team and also selected by 24-7Football.com as an All-Division III selection
- Ranked by 24-7 Sports as the No. 46 offensive guard recruit in the nation; Regarded by ESPN as the No. 71 offensive guard prospect in the country; Listed by Rivals.com as the No. 73 offensive tackle recruit in the nation and the No. 7 overall prospect in the state of Arizona; Rated the No. 87 offensive tackle prospect in the country by Scout.com
- Coached by former Arizona State quarterback Steve Campbell



4 Koron Crump

Senior // Linebacker
6-3 // 222 // St. Louis, Mo. (Cleveland NJROTC/Fort Scott CC)

Overview

- Natural pass rusher with supreme athleticism
- Known for a quick first step and explosion off the edge and has a frame capable of adding weight and strength during the spring



Koron Crump

- 2017 Lott IMPACT Trophy Watch List
- Named to 2017 Bednarik Award Watch List, the third consecutive year a Sun Devil has been named to the watch list

Junior (2016)

- Recorded 37 tackles for the season and added 10.5 TFLs, nine sacks and three forced fumbles
- Named to the Pac-12 Second Team as well as Phil Steele's All-Pac-12 Team
- Crump led the team with nine sacks, a mark that tied for third amongst all players in the Pac-12 this season and averaging a sack once out of every four tackles he made on the season
- His nine sacks in 2016 are also represented the third highest sack totals at ASU in the last six seasons
- Had one tackle and a 42-yard fumble return against Arizona (11/25)
- Put up four tackles and one 59-yard interception against Washington (11/19)
- Finished second on the team in tackles, with 10, and added 1.5 TFLs and one sack at Oregon (10/29)
- Had four tackles, three sacks and a forced fumble against Washington State (10/22)
- Posted three tackles, two sacks, one forced fumble and a pass break-up against USC (10/1)
- Had two sacks against Cal (9/24) along with his first career forced fumble and a fumble recovery
- Had three tackles and a sack in his first career start against Texas Tech (9/10)

Junior College (Fort Scott CC)

- Played mostly defensive end at Fort Scott Community College but will also get a look at Devilbacker when he arrives at ASU
- Received All-Region and All-KJCCC after a breakout Sophomore campaign and is a member of a class that is rated as the No. 1 JUCO class in the country
- Enrolled at ASU in January and will participate in spring practice comes to ASU with three years to play two
- Ranked as the No. 39 overall JUCO prospect and No. 6 JUCO defensive end prospect in the nation by Rivals; listed as a four-star prospect as well as the No. 26 overall JUCO prospect in the country by Scout; ranked as the No. 24 overall JUCO prospect by 24/7; tabbed by ESPN as the No. 5 JUCO defensive end prospect in the nation; received All-Midwest Region honors from PrepStar
- Had a remarkable Sophomore season in 2015, recording 54 tackles, 16.5 TFL, 11 sacks and an NJCAA leading six forced fumbles. tallied 46 tackles, 15.5 TFL, 10 sacks and a pair of forced fumbles during his Freshman season in 2014
- Coached by Curtis Horton at Fort Scott Community College. Coached by Louis Findley at Cleveland NJROTC Academy

TACKLES	G	UA	A	TOTAL	TFL	TFLY	PD	FF	FR	BLK
2016	12	27	10	37	10.5	70	2	3	3	0
Total	12	27	10	37	10.5	70	2	3	3	0

SACKS	G	UA	A	TOTAL	YARDS
2016	12	9	0	9	68
Total	12	9	0	9.0	68



8 Frank Darby

Redshirt Freshman // Wide Receiver
6-0 // 190 // Jersey City, N.J. (Lincoln)

Overview

- Physical wide out whose game is built on toughness and plays with a competitive streak
- Has the ability to make difficult catches in traffic with his athletic frame and strength

RETURNERS

Freshman (2016)

- Named Co-Scout Team Player of the Year among offensive players along with Ryan Newsome while Redshirting the campaign.

High School

- As a Senior at Lincoln High School he picked up 957 receiving yards and 10 touchdowns on 35 receptions on the way to first-team all-state honors, Lincoln High's first recipient in four decades
- Rated by 247 Sports composite as a three-star recruit



93 Emanuel Dayries

Redshirt Junior // Defensive Line
6-3 // 297 // New Orleans, La.
(O. Perry Walker)

Overview

- Will look to expand his role on the defensive line in 2017

Redshirt Sophomore (2016)

- Spent the season on the scout team

Sophomore (2015)

- Had a vital role in adding depth to the defensive line on the scout team

Freshman (2014)

- Originally slated for a Redshirt, came off the bench against Notre Dame to become the 10th true Freshman to appear for the Devils on the season

High School

- A two-star recruit according to Scout.com and Rivals.com



63 Mitchell Fraboni

Senior // Long Snapper
6-2 // 223 // Phoenix, Ariz.
(Mountain Pointe)

Overview

- Athletic, accurate long snapper that's not afraid to get down the field and make plays on special teams, having posted 11 special teams tackles in his career and a fumble recovery
- Earned the starting long-snapper role midseason as a true Freshman in 2014

Junior (2016)

- Overcame injuries to finish the final eight games of the season and resume the mantle as one of the most accurate and athletic long snappers in the Pac-12

Sophomore (2015)

- Tied for the team lead in special teams tackles with five
- Earned a scholarship prior to the season after coming to the Sun Devils as a walk-on

High School

- Played multiple positions for Mountain Pointe including defensive end, tight end and long snapper
- Helped his team win its first Arizona state football title
- Finished with 49 solo tackles, 10 sacks and 68 total tackles in his high school career



34 Trent Gilbert

Redshirt Sophomore – Wide Receiver
6-2 // 192 // Gilbert, Ariz. (Higley)

Overview

- An athletic player that came to the Sun Devils as a punter but was able to transition to scout team receiver during his Redshirt Freshman season
- Passed on football scholarship offers from smaller Division I Colleges to walk-on at ASU

High School

- Played wide receiver in High School
- Averaged 65 receiving yards per game over three years and finished with 20 total touchdowns for the Knights
- Ended with 1,179 receiving yards alone his Senior year, amounting to 1,950 yards in his High School career



38 Deion Guignard

Junior // Defensive Back
6-3 // 214 // Euless, Texas
(Trinity/Tyler JC)

Overview

- Athletic prospect who played quarterback in High School, but switched sides of the ball his first year in JUCO
- Has impressive natural instincts when playing the ball despite just playing just one year at the position
- Adds tremendous size and good speed to the position and has the frame to add more weight and play at the linebacker level if needed

Sophomore (2016)

- Appeared in six games and had five tackles and was a valued addition on special teams
- Recorded two tackles at both Oregon (10/29) and Washington (11/19)

Junior College (Tyler Junior College)

- Excelled both on and off the field, graduating from Junior College in just one year
- Became the ninth JUCO signee of the class, adding to the original eight-man class that was rated the No. 1 JUCO class in the country

RETURNERS



N'Keal Harry

- Finished his only JUCO season with 83 tackles, three interceptions including one returned for a touchdown, two tackles for loss, and four pass breakups in just ten games played
- Received recognition from Scout as one of the top JUCO defensive back performances for the Week of Sept. 25 after recording 20 tackles
- Led Tyler JC to a 7-3 season, finishing 16th nationally in the final NJCAA rankings

High School

- A versatile athlete that saw time at receiver and quarterback



1 N'Keal Harry

Sophomore // Wide Receiver
6-4 // 216 // Chandler, Arizona (Chandler)

Overview

- Represented arguably the biggest signing since head coach Todd Graham arrived at Arizona State
- Top notch playmaker who can stretch the field vertically. Is extremely coordinated and athletic for his size, allowing him to high point the ball and make highlight reel catches
- Utilizes his hands well, which allows him to beat press coverage and has a quick step off the ball and improved route running allows him to get open frequently
- His game bears a resemblance to former Sun Devil All-American Jaelen Strong
- Is one of the top five returning wide receivers in the Pac-12 in receptions, receiving yards and receiving yards per game

Freshman (2016)

- Earned Freshman All-America honors from Scout, Campus Insiders and Pro Football Focus
- Harry's 58 catches led all Freshman receivers in the nation and he tied for fourth with five touchdowns as he flashed his downfield ball skills throughout the year on his way to the No. 2 grade among Freshman receivers by Scout

- Set ASU's Freshman record with 58 receptions, breaking Zach Miller's previous record of 56
- Started in all 12 games and finished the season second on the team in receiving yards (659), only trailing veteran Tim White, and led all receivers with five touchdowns and 58 catches on the year
- Posted a team-leading 114 yards on six receptions against Washington (11/19)
- Recorded 145 all-purpose yards, going for 114 yards on eight receptions while adding a 31-yard rushing touchdown and a 46-yard pass against Utah (11/10)
- Led the team with 78 receiving yards against Washington State (10/22)
- Became the second Sun Devil true Freshman in history to score in each of their three two starts to open a season with his one-handed snag against UTSA (9/16) en route to a team-leading five catches for 78 yards
- Had his first career touchdown reception against Texas Tech (9/10), leading the Devils with six catches for 72 yards
- Became just the ninth Sun Devil in history to start as a true Freshman in a season opener, doing so against NAU (9/3), catching four balls for 34 yards and scoring on a 34-yard touchdown rush as well

High School

- Participated in the Under Armour All-American game as a member of Team Highlight and played in the International Bowl on the U.S. U19 National Team where he led the team with 5 catches for 75 yards and two touchdowns in a victory over Team Canada
- Won the state title with current Sun Devil quarterback Bryce Perkins at Chandler in 2014
- Earned a five-star rating from Rivals.com, making him the second five-star recruit to sign with ASU under Coach Graham; tabbed as the No. 1 prospect in the state of Arizona, the highest rated Rivals.com local recruit to sign with ASU; listed by Rivals.com as the No. 18 overall prospect and No. 1 WR prospect in the country; Rivals named him the Freshman most likely to have an impact in the Pac-12 in 2016; rated as the nation's No. 22 overall prospect; No. 1 WR prospect and the No. 1 prospect in the state of Arizona by ESPN; ranked as the No. 1 prospect in state of Arizona as well as the No. 52 overall prospect in the country by 24/7 sports; listed as the No. 114 overall prospect in the country and No. 4 WR in the West region by Scout; No. 124 ranked prospect in the country, garnering him Top 150 Dream Team honors from PrepStar; listed in the annual Tacoma News-Tribune Western 100
- Finished his prolific High School career with 119 catches for 2,715 yards and 25 touchdowns
- Played in just 11 games as a Senior, catching 48 passes for 802 yards and seven touchdowns; caught 30 passes for 657 yards and 13 touchdowns for the Division I State Champions in his Junior season; made 41 receptions for 716 yards and five touchdowns in just nine games on varsity as a Sophomore

RETURNERS

- Averaged more than 21 points and 10 rebounds a game during his basketball career on Varsity

RECEIVING	G	REC	YARDS	TD	LONG	REC/G	AVG/C	AVG/G
2016	12	58	659	5	37	4.8	11.4	54.9
Total	12	58	659	5	37	4.8	11.4	54.9

RUSHING	G	ATT	YARDS	TD	LONG	AVG/C	AVG/G
2016	12	3	69	2	34	23.0	5.8
Total	12	3	69	2	34	23.0	5.8



82 Jalen Harvey

Redshirt Junior // Wide Receiver

6-1 // 203 // El Cerrito, Calif. (El Cerrito)

Overview

- Developed a reputation as a possession receiver with the ability to move the chains in his first significant action in 2016
- Plays the game with a mean streak, making him a tough and ferocious blocker on the outside

Redshirt Sophomore (2016)

- Caught 21 passes for 330 yards, a 15.7 yards per catch average that easily led the team among players with 15 or more receptions
- Had 14 of those receptions (66.7 percent) go for a first down, the highest percentage of catches for a first down on the team.
- Had a career game with five receptions (four for first down) and 83 receiving yards against Cal (9/24)
- Caught four passes against Texas Tech (9/10)

Redshirt Freshman (2015)

- Made five game appearances for the Sun Devils
- Scored one touchdown and averaged 18.2 yards per reception



Jalen Harvey

Freshman (2014)

- Redshirted

High School

- Rated by 24-7 Sports, ESPN and Rivals.com as a four-star prospect; Regarded by 24-7 Sports as the No. 147 overall recruit in the nation, the No. 22 wide receiver in the country and the No. 15 overall prospect in the state of California; listed by ESPN as the nation's No. 29 wide receiver and by Rivals as the country's No. 41 prospect at the position; Ranked by Scout.com as the No. 73 wide receiver recruit in the nation
- Mentioned on the Tacoma (Wash.) News Tribune's "Western 100" list after his Senior season
- Also played basketball in High School
- Coached by Kenny Kahn at El Cerrito High

RECEIVING	G	REC	YARDS	TD	LONG	REC/G	AVG/C	AVG/G
2015	5	4	73	1	41	0.8	18.3	14.6
2016	10	21	330	0	49	2.1	15.7	33.0
Total	15	25	403	1	49	1.7	16.1	26.9



53 Parker Higgins

Redshirt Freshman // Linebacker

5-11 // 223 // Honolulu, Hawaii (Kaiser)

Overview

- Versatile linebacker that will add depth as a walk-on

Freshman (2016)

- Redshirted

High School

- Played linebacker and running back at Kaiser High School, the same school as current Sun Devil tight end Josh Pokraka



94 Christian Hill

Senior // Defensive Lineman

6-5 // 288 // Kansas City, Mo. (Staley/Glendale CC)

Overview

- Physically gifted defensive lineman with a non-stop motor and surprising speed and athleticism for his size, allowing him to play anywhere across the defensive line
- Large frame and long arms allow him to get off blocks and bat down passes at the line of scrimmage
- Served in the Air Force out of high school before moving on to play at the junior college level

Junior (2016)

- Added depth along the ASU defensive front, finishing with two tackles on the season
- Had his biggest impact on offense, however, serving as the lead blocker in the Sun Devil "Sparky" formation that allowed Kalen Ballage to collect 14 rushing touchdowns on the season

RETURNERS

Junior College (Glendale CC)

- Missed a good portion of his sophomore season at Glendale CC due to a knee injury. Enrolled at ASU in January and will participate in spring practice. Comes to ASU with three years to play two
- Member of the class that is rated as the No. 1 JUCO class in the country and received JUCO All-American honors from PrepStar
- Rated as a four-star prospect by Rivals and the No. 27 overall JUCO prospect in the country; listed as a four-star prospect and the No. 11 overall JUCO prospect in the country by ESPN; ranked as the No. 2 JUCO defensive end prospect and No. 27 overall JUCO prospect in the nation by 24/7; tabbed by Scout as the No. 38 overall JUCO prospect in the country
- Played in only six games as a sophomore due to injury, making 12 tackles and one sack. Recorded 18 tackles and eight sacks in 10 games in his freshmen season at GCC



55 Jordan Hoyt
Redshirt Junior // Defensive Lineman
6-2 // 284 // Chandler, Ariz. (Chandler)

Overview

- Local All-State product returning to his hometown after two seasons at UC Davis
- Adds collegiate experience to the defensive line

Redshirt Sophomore (2016)


- Named the Sun Devil Scout Team Player of the Year on defense while sitting out the season following his transfer

UC Davis

- Played in 10 games as a true Freshman, starting six games, including opener at Stanford
- Finished with 11 tackles, getting a season-high three against Montana State
- Had two assisted stops versus the Cardinal, including a half-sack

High School

- Earned pair of varsity letters on the defensive line at Chandler
- Named Arizona All-State Div. I honorable mention last season after compiling 62 total tackles, including 43 solo
- Also forced a fumble and recovered two
- Had 25 total tackles, including a pair of sacks in 2011
- Selected as a team captain for his Senior season and received The Wolf Award at Chandler HS, considered one of the school's most prestigious honors. Also wrestled one year at Chandler



87 Tommy Hudson
Redshirt Sophomore // Tight End
6-5 // 240 // San Jose, Calif. (Archbishop Mitty)

Overview

- Physical blocker and capable receiver

Redshirt Freshman (2016)

- Saw some action against Texas Tech (9/10)

Freshman (2015)

- Redshirted

High School

- Ranked by ESPN as the No. 18 tight end recruit in the country; rated by Rivals.com as the No. 24 tight end prospect in the nation; listed by 24-7 Sports as the No. 25 tight end prospect in the country; rated by Scout.com as the No. 34 tight end recruit in the country
- Earned All-West Region honors by PrepStar
- Coached by Dave Brown at Archbishop Mitty High School



12 John Humphrey
Redshirt Sophomore // Wide Receiver
5-11 // 174 // League City, Texas (Clear Falls/Oklahoma)

Overview

- An explosive playmaker that has the ability to create separation at the line of scrimmage but still has the speed at the next level to break away
- Can change direction fluidly and make sharp cuts to create space in the receiving game
- Had one of the top performances of any Sun Devil player in the Spring season

Redshirt Freshman (2016)

- Sat out the 2016 season due the NCAA transfer regulations but played a pivotal role on the scout team

Oklahoma

- Redshirted the 2015 season where he was named the Oklahoma Scout Team offense Player of the Year

High School

- Rated a four-star receiver by ESPN and a three-star receiver by Scout, 247Sports and Rivals; labeled as the No. 191 recruit overall by ESPN; ranked as No. 23 wide receiver by ESPN, No. 61 wideout by Rivals and No. 83 by Scout; tabbed by 247Sports as No. 28 returner; rated as No. 24 player from state of Texas by ESPN, No. 54 by 247Sports and No. 65 by Rivals; ranked 32nd in Midlands Region by ESPN
- Selected for Semper Fidelis All-American Game
- Caught 88 passes in his career for 1,195 yards with eight touchdowns, rushed 16 times for 112 yards and another score and tallied 380 return yards
- Senior season saw him catch 12 passes for 195 yards and two scores; recorded 816 receiving yards and five touchdowns on 66 receptions as a Junior; made 10 grabs for 184 yards and a touchdown as a Sophomore
- Also a track standout in the 100-meter, 200-meter and relay team

RETURNERS



54 Connor Humphreys

Redshirt Junior // Offensive Line
6-3 // 291 // Portland, Ore. (Central Catholic)

Overview

- Good size and strength make him versatile along the offensive line after converting to that side of the ball during his Freshman campaign

Redshirt Sophomore (2016)

- Played on the offensive line on the scout team

Redshirt Freshman (2015)

- Played on the scout team and switched from the defensive line to the offensive line midway through the season

Freshman (2014)

- Redshirted

High School

- Selected as a Second-Team All-America pick by USA Today after his Senior season
- Participated in the 2014 U.S. Army All-American Bowl
- Guided Central Catholic to an undefeated 14-0 season in 2013 and the Oregon Class 6A state championship
- Listed by Rivals.com as the No. 108 overall prospect in the nation and the eighth-best strong side defensive end recruit in the country; rated by PrepStar as the No. 114 overall prospect in America; ranked by ESPN as the No. 23 defensive end recruit in the nation; regarded by Rivals and 24-7 Sports as a four-star prospect; listed by Scout.com as the No. 31 defensive tackle prospect in the nation; rated by 24-7 Sports as the No. 28 weak side defensive end prospect in the nation and the second-best overall recruit in the state of Oregon
- Totaled 43 tackles (16 solo) with five sacks and seven additional tackles for loss as a Senior in 2013
- Added four fumble recoveries, three pass deflections and two forced fumbles
- Coached by Steve Pyne at Central Catholic High



Sam Jones



32 Gil'Scott Jackson

Redshirt Freshman // Running Back
5-10 // 188 // Westlake Village, Calif. (Oaks Christian)

Overview

- A potential diamond-in-the-rough walk-on coming out of an exceptional Oaks Christian program
- Quick initial burst off the snap and the ability to pull away from defenders in open space

Freshman (2016)

- Redshirted

High School

- Rated a three-star running back by Scout
- Rushed for 1631 yards and 27 touchdowns as a Senior at Oaks Christian, averaging 9.3 yards per rush and over 130 yards per game
- Had 980 yards on the ground in just eight games as a Junior, posting 12 rushing touchdowns and an average of 122.5 yards per game



61 Daniel Jeffrey

Redshirt Freshman // Offensive Lineman
6-6 // 288 // Washington, D.C. (St. John's College HS)

Overview

- Walk-on offensive lineman will impressive size and surprising mobility

Freshman (2016)

- Redshirt the season, adding depth to the team's offensive scout team



86 Ryan Jenkins

Redshirt Senior // Wide Receiver
5-11 // 198 // Marietta, Georgia (Lassiter/Tennessee)

Overview

- Adds valuable depth to the wide receiver position with his coachability and efficient route-running
- Joined the team as a walk-on and saw action for the Devils in 2016

Redshirt Junior (2016)

- Appeared in four games for the Sun Devils

Tennessee

- Started in all 13 games in the 2014 season
- Redshirted his Freshman year

RETURNERS

High School

- Rated four-star recruit by 247Sports as the No. 28 wide receiver; Rated four-star recruit by ESPN as the No. 31 prospect in Georgia and No.47 wide receiver prospect in the nation
- Finished with 24 catches for 415 yards and six touchdowns in his Senior season for Lassiter
- His brother, Martin, was a cornerback at Clemson while his dad, Lee, was a defensive back at Tennessee



64 Riley John

Sophomore // Long Snapper
5-11 // 219 // Appleton, Wis. (Appleton East)

Freshman (2016)

- Saw some action against Texas Tech (9/10) and UTSA (9/16)



76 Sam Jones

Redshirt Junior // Offensive Line
6-5 // 290 // Highlands Ranch, Colo. (ThunderRidge)

Overview

- Has great frame and build for his position
- Can play multiple positions on the offensive line
- Good athleticism and feet make him a good run blocker

Redshirt Sophomore (2016)

- Started the first seven games but his impressive start to the season was derailed by an injury midway through the year

Redshirt Freshman (2015)

- Started three games at left guard in 2015
- Made his first career start at left tackle against Cal Poly (9/12) and followed with his first start at right tackle against UNM (9/18)

Freshman (2014)

- Redshirted

High School

- One of the top overall prospects in the state of Colorado
- Regarded by ESPN as a four-star prospect and the No. 23 offensive tackle recruit in the country; listed by Rivals.com as the No. 45 offensive tackle recruit in the country; rated by Scout.com as the No. 54 offensive tackle prospect in the nation; rated by 24-7 Sports as the No. 37 offensive tackle recruit in the nation and the fourth-best overall prospect in the state of Colorado
- Earned All-State honors as a Junior in 2012
- Coached by Joe Johnson at ThunderRidge High



44 Alani Latu

Redshirt Senior // Linebacker
6-2 // 248 // Rancho Cucamonga, Calif. (Rancho Cucamonga)

Overview

- Adds depth at linebacker for ASU and was perhaps one of ASU's most improved players during his Junior season
- Very physical player that has seen time at numerous linebacker positions in his career

Redshirt Junior (2016)

- Saw action in 12 games and made seven starts despite not starting a game prior to the season and finished the season with 22 tackles and recording his first 1.5 career tackles for loss
- Matched his season high five tackles against Utah (11/10)
- Had five tackles against Texas Tech (9/10)

Redshirt Sophomore (2015)

- Saw action in 12 games for the Sun Devils

Redshirt Freshman (2014)

- Finished with nine tackles
- Had five tackles against Weber State (08/28), tied for third most on the team

Freshman (2013)

- Redshirted due to injury

High School

- Key figure in one of California's better High School defenses
- Earned All-West Region honors by PrepStar in 2012; Included in the Tacoma (Wash.) News Tribune Western 100 List
- Rated by Scout.com as the No. 41 outside linebacker recruit in the nation; listed by Rivals.com as the No. 49 outside linebacker prospect in the country and the No. 78 overall recruit in the state of California; listed by Scout.com as the No. 8 outside linebacker in the West region after the 2012 season
- Recorded 94 tackles, two fumble recoveries, 1.5 sacks, one interception and one forced fumble
- Coached by Nick Baiz at Rancho Cucamonga High

	TACKLES	G	UA	A	TOTAL	TFL	TFLY	PD	FF	FR	BLK
2013	1	1	0	1	0.0	0	0	0	0	0	0
2014	8	6	3	9	0.0	0	0	0	0	0	0
2015	12	0	0	0	0.0	0	1	0	0	0	0
2016	12	16	6	22	1.5	10	2	0	0	0	0
Total	33	23	9	32	1.5	10	3	0	0	0	0



39 Malik Lawal

Redshirt Sophomore // Running Back
6-1 // 221 // Temecula, Calif. (Chaparral)

Overview

- Aggressive defender that adds quality to the Sun Devil front seven and is an exceptional asset on special teams

RETURNERS

Redshirt Freshman (2016)

- Appeared in 10 games for the Sun Devils
- Recorded two tackles against UCLA (10/8)

Freshman (2015)

- Spent the 2015 season as a member of the scout team; Redshirted

High School

- A four-star prospect according to 24-7 Sports; also listed by 24-7 Sports as the No. 23 outside linebacker recruit in the country; ranked by Rivals.com as the No. 57 outside linebacker in the nation; tabbed by ESPN as the No. 86 outside linebacker prospect in the country
- Earned All-West Region honors by PrepStar
- Recorded 61 tackles (40 solo) and 8.5 sacks as a Junior in 2013
- Coached by Ryan Tukua at Chaparral High



45 George Lea

Redshirt Sophomore // Defensive Line
6-2 // 275 // New Orleans, La. (Landry-Walker)

Overview

- Aggressive defensive lineman that played a prominent reserve role in his first season of action at ASU
- Has the potential to go from role player to a key starter as a Sophomore

Redshirt Freshman (2016)

- Appeared in 10 games for the Sun Devils with four starts and finished the season with 12 tackles, three TFLs and one fumble recovery
- Posted one TFL against Arizona (11/25)
- Had three tackles and a fumble return against Utah (11/10)
- Recorded a season-high five tackles at Oregon (10/29), including one TFL
- Had one TFL against Cal (9/24)

Freshman (2015)

- Redshirted

High School

- Listed by Rivals.com as the No. 49 defensive tackle recruit in the country; Regarded as the country's No. 50 defensive tackle recruit by 24-7 Sports; Ranked by ESPN as the nation's No. 53 defensive tackle prospect; Rated by Scout.com as the No. 51 defensive tackle prospect in the nation
- Coached by Emanuel Powell at Landry-Walker High



56 Alex Losoya

Redshirt Junior // Offensive Line
6-3 // 290 // Santa Ana, Calif. (Mater Dei/
Orange Coast College)

Overview

- A late signee last season that Redshirt and will look to bolster the offensive line in 2017

Junior (2016)

- Redshirted

Junior College (Orange Coast College)

- Offensive lineman out of Orange Coast College in Costa Mesa, Calif., who signed a grant-in-aid with Sun Devil Football in the spring
- The 10th Junior College signee in ASU's 2016 class, rated as the No. 1 JUCO class in the nation
- Chose Arizona State over Auburn, Arkansas and Colorado State. Also had interest from Colorado, Missouri, Baylor and Texas Tech



24 Chase Lucas

Redshirt Freshman // Defensive Back
6-0 // 178 // Chandler, Ariz. (Chandler)

Overview

- A unique prospect due to his athleticism and versatility and played both sides of the ball in High School but projects to play defensive back at ASU.
- Incredible ball skills and instincts make him a natural fit on the defensive side of the ball.

Freshman (2016)

- Redshirted

High School

- Participated in the U.S. Army All-American game.
- Teammates with fellow 2016 signee N'Keal Harry at Chandler High School. Both won the state title with current Sun Devil quarterback Bryce Perkins at Chandler in 2014.



Tyler McClure

RETURNERS

- Consensus four-star prospect throughout all major recruiting services; rated as the No. 197 overall prospect in the country and No. 3 prospect in the state by Rivals; ranked as the No. 232 overall prospect and No. 4 prospect in the state by 24/7; tabbed by ESPN as the No. 220 overall prospect and No. 4 prospect in the state by ESPN; listed as the No. 292 ranked overall prospect as well as the No. 10 athlete in the West by Scout; PrepStar tabbed him an All-American and ranks him as the No. 159 prospect nationally; listed in the annual Tacoma News Tribune Western 100.
- Rushed for 2219 yards and 25 touchdowns while tallying more than 1,000 receiving yards in his varsity career.
- Had 491 all-purpose yards his Senior year despite only playing seven games due to injury.
- Rushed for 1,126 yards on 155 carries with 13 touchdowns while adding 368 yards receiving as part of the 2014 Division I State Champions in his Junior season. Rushed for 883 yards and 11 touchdowns while accumulating 436 receiving yards in his first varsity season as a Sophomore.



75 Tyler McClure
Redshirt Senior // Offensive Line
6-1 // 285 // Chandler, Ariz. (Chandler)

Overview

- Came to the Sun Devils as a walk-on and earned a spot as the team's starting center for a stretch last season
- Named to the Dean's List in the Fall of 2013 while majoring in Biomedical Engineering
- Was awarded a scholarship prior to the season during offseason workouts

Redshirt Junior (2016)

- Saw action in five games last season with three starts

Redshirt Sophomore (2015)

- Provided depth on the offensive line

Redshirt Freshman (2014)

- Provided depth on the offensive line

True Freshman (2013)

- Redshirted

High School

- Graduated in 2013 from Chandler High School where he was coached by Shaun Aguano



65 A.J. McCollum
Senior // Offensive Line
6-1 // 311 // Beaverton, Ore. (Aloha)

Overview

- Low center of gravity allows him to gain leverage on his opponents and not particularly big in stature, but he makes up for it with his competitive edge and willingness to finish blocks
- Has good feet and the ability to get to the edge to lead block and can play multiple positions along the offensive line but figures as a center and is similar in style to former Sun Devil center Nick Kelly

Junior (2016)

- Appeared in nine games on the offensive line for the Sun Devils, starting seven games at center

Junior College (City College of San Francisco)

- Comes to ASU with three years to play two. Enrolled at ASU in January
- Voted First Team All-CCCAA by the coaches and received the most votes for an offensive lineman after leading the team to a 12-1 record and a state championship. Teammate of fellow 2016 signee Michael Sleep-Dalton at CCSF
- Member of the eight-man class that was rated as the No. 1 JUCO class in the country. Received PrepStar All-West Region honors
- Rated as the No. 1 JUCO Center in the country and No. 99 overall JUCO prospect by 24/7; ranked by Scout as the No. 1 JUCO Center prospect in the nation and No. 96 overall prospect; regarded as the No. 1 JUCO Center prospect by ESPN; listed as the No. 92 overall JUCO prospect nationwide by Rivals
- Coached by Jimmy Collins at City College of San Francisco and coached by William Volk at Aloha High School.



43 Caleb McShanag
Redshirt Freshman // Defensive Back
6-0 // 180 // Phoenix, Ariz. (Northwest Christian)

Overview

- Multi-sport prep standout that will add to ASU's secondary depth

Freshman (2016)

- Redshirted

High School

- Totaled 117 tackles his Senior year at Northwest Christian (9.0 per game) and added two interceptions, a fumble recovery and a fumble forced
- Had 224 career tackles, three interceptions and four pass breakups during his prep career while also rushing for 334 career yards and five touchdowns
- Also competed on his school soccer and track and field teams



71 Steven Miller
Redshirt Sophomore // Offensive Line
6-4 // 325 // Gilbert, Ariz. (Gilbert)

Overview

- Local product who adds quality depth to the Sun Devil offensive line

Redshirt Freshman (2016)

- Appeared in eleven games for the Sun Devils and made three starts

Freshman (2015)

- Redshirted

RETURNERS

High School

- Member of the American Family Insurance All-USA Arizona football team as a Senior
- Named to the 2014 preseason All-24-7 Team by 24-7Football.com
- Listed by Scout.com as the No. 62 offensive tackle in the country; ranked by ESPN as the No. 98 offensive tackle prospect in the nation; rated by Rivals.com as the No. 13 overall prospect in the state of Arizona.
- Coached by Tim Rutt at Gilbert High



78 Marshal Nathe

Redshirt Freshman // Offensive Lineman
6-3 // 284 // Peoria, Ariz. (Centennial)

Overview

- Plays with a passion and energy that is rare for his position
- Solid run blocker due to his flexibility and strong base and agile enough to move his feet to finish
- Rarely gets beat one-on-one because he is poised and composed as a blocker

Freshman (2016)

Redshirt the season, adding depth to the scout team

High School

- First commit of the Class of 2016, becoming the fifth local offensive lineman to sign with ASU under Coach Graham. Enrolled at ASU in January and will be with the team for spring practice
- Member of the 2015 Division I State Championship team his senior year and a member of the 2014 Division II State Championship team his junior season

- Named First Team All-Division II in 2014 and received All-West Region honors from PrepStar
- Regarded as the No. 1 guard prospect in the state by Scout; rated a three-star prospect by Rivals and the No. 12 prospect in the state; ranked by ESPN as the No. 6 overall prospect in the state and the No. 42 guard prospect in the country; listed as the No. 41 guard prospect in the country and No. 10 overall prospect in the state by 24/7



17 Ryan Newsome

Redshirt Sophomore // Wide Receiver
5-8 // 176 // Aledo, Texas (Aledo)

Overview

- A former four-star prospect that can immediately have an impact in the passing and return games for the Sun Devils
- Has plenty of top-end speed and short area quickness that makes him elusive and a threat out of the slot receiver position

Redshirt Freshman (2016)

- Sat out the season due to NCAA transfer regulations but was named Co-Most Valuable Player on the offensive scout team for the year

Texas:

- Played in seven games on offense and special teams as a Freshman and recorded four catches for 23 yards and six kick returns for 110 yards

High School

- Coached by Tim Buchanan at Aledo High School



AJ McCollum

RETURNERS

- A two-time All-State honoree and key member of back-to-back state title teams and was invited to play in the 2015 USA Football International Bowl
- Named first-team 5A All-State as both an all-purpose back and kick returner by the Texas Sports Writers Association, and honorable mention as a receiver by the Associated Press in 2014 ; unanimous first-team All-District 8-5A selection; tabbed area Offensive Player of the Year and first-team Super Team by the Fort Worth Star-Telegram; chosen first-team All-Texas as a returner and ranked No. 1 ATH in the state by Dave Campbell's Texas Football
- Ranked No. 189 (No. 22 WR) nationally and No. 23 in Texas by ESPN; rated No. 193 (No. 26 WR) nationally and No. 31 (No. 4 WR) in Texas by Scout; ranked No. 29 WR nationally and No. 34 overall in Texas by 247Sports; rated No. 47 WR nationally and No. 47 overall in Texas by Rivals; placed No. 34 on the Fab 55 by the Austin American-Statesman
- Made 54 receptions for 1,073 yards and 12 TDs, while rushing 54 times for 470 yards (8.7 ypc) and seven TDs as a Senior and also returned two punts for TD and was part of an offense that averaged 48.1 points per game, including four games of 60-plus and one of 73



43 John O'Brien

Redshirt Junior // Place Kicker
6-1 // 197 // New Braunfels, Texas (New Braunfels)

Overview

- Will compete for placekicking duties
- Former All-State High School soccer player

High School

- Attended Kohl's National Invitational Scholarship Camp, the largest special teams camp in the country
- First Team All-District Kicker 5A Texas
- Served as captain for the New York Olympic Development State team from 2006-2009
- Named to Texas Olympic Development State Team in 2010



48 Frank Ogas

Redshirt Senior // Linebacker
6-0 // 239 // Morenci, Ariz. (Morenci)

Overview

- Strong linebacker with the size to play in the middle or on the outside.
- Will look to compete for snaps during the 2017 season

Redshirt Junior (2016)

- Spent the 2016 season as a member of the scout team

Redshirt Sophomore (2015)

- Spent the 2015 season as a member of the scout team

Redshirt Freshman (2014)

- Redshirted

High School

- 2013 graduate of Morenci High School in Arizona where he played linebacker and running back
- 2009 Division II state wrestling champion
- 2013 Scholar-Athlete Award First-Team for Arizona



82 Josh Pokraka

Junior // Tight End
6-0 // 233 // Honolulu, Hawaii (Kaiser)

Overview

- Versatile player who saw time on offense and defense in High School

Sophomore (2016)

- Saw some action against UTSA (9/16)

Freshman (2015)

- Spent the 2015 season as a member of the scout team

High School

- Was a member of the 2013 State Champion football team out of Kaiser
- Team captain who was active in the community while holding a 3.8 GPA



22 Nick Ralston

Redshirt Sophomore // Running Back
6-0 // 214 // Argyle, Texas (Argyle)

Overview

- Powerful athlete who excelled as a hard-nosed runner after originally coming to ASU as a linebacker
- Will see time at fullback and on special teams in 2017

Redshirt Freshman (2016)

- Finished fourth on the team in rushing yards with 139 yards
- Recorded 54 yards on 10 carries against Oregon (10/29)
- Was ASU's most successful runner against USC (10/1), finishing with a then-career best 46 yards on the ground and his second career touchdown
- Made the most of his first career carry, taking it 12 yards to the house for his first career score in the opener against NAU (8/3)

Freshman (2015)

- Redshirted

High School

- Rated the No. 65 running back prospect in the nation; rated by ESPN as the No. 119 running back recruit in the nation; listed by 24-7 Sports as the No. 121 running back recruit in the country

RETURNERS



Nick Ralston

- Rushed for nearly 6,000 yards with 94 rushing touchdowns between his Sophomore, Junior and Senior seasons and also played a hybrid defensive end/linebacker
- Carried 337 times for 2,474 yards with 41 touchdowns for Argyle's undefeated 2014 team
- Rushed for 1,800 yards with 31 touchdowns on Argyle's 16-0 Texas 3A state championship squad in 2013
- Coached by Todd Rodgers at Argyle High

RUSHING	G	ATT	YARDS	TD	LONG	AVG/C	AVG/G
2015	4	0	0	0	0	0.0	0.0
2016	12	32	139	2	17	4.3	11.6
Total	16	32	139	2	17	4.3	8.7



17 J'Marcus Rhodes

Senior // Defensive Back
6-0 // 214 // Orange, Texas. (West-Orange Stark)

Overview

- Physical specimen with a rare blend of speed and physicality and versatile enough to match up with a wide range of receivers
- Known for top end closing speed and has the ability to play any position in the defensive backfield with his length and flexibility allowing him to tackle well in space

Junior (2016)

- Finished the season with 30 tackles and 1.5 TFLs
- Recorded a season-high 10 tackles against Oregon (10/29) and added one pass break-up
- Posted seven tackles against California (9/24)
- Had four tackles in the season-opener against NAU (9/3)
- Recorded three tackles against UTSA (9/16)

Junior College (Kilgore Junior College)

- Comes to ASU with three years to play two. Enrolled at ASU in January. Member of the eight-man class that is rated as the No. 1 JUCO class in the country and named a JUCO All-American by PrepStar
- Rated a four star prospect and the No. 2 JUCO cornerback prospect in the country by 24/7; four-star prospect ranked by ESPN as the No. 26 overall JUCO prospect and No. 3 JUCO cornerback prospect nationally; listed as the No. 42 overall JUCO prospect and No. 5 JUCO defensive back prospect in the nation by Rivals; tabbed by Scout as the No. 3 JUCO cornerback prospect and No. 30 overall prospect in the country
- Recorded 33 tackles, three interceptions and six pass breakups his Sophomore season at Kilgore in 2015 en route to being named Second Team All-Conference. Added 32 tackles, three interceptions, two forced fumbles and four pass breakups his Freshman season in 2014
- Coached by J.J. Eckert at Kilgore College. Coached by Cornel Thompson at West Orange-Stark High School

TACKLES	G	UA	A	TOTAL	TFL	TFLY	PD	FF	FR	BLK
2016	12	18	12	30	1.5	3	1	0	0	0
Total	12	18	12	30	1.5	3	1	0	0	0



4 Demario Richard

Senior // Running Back
5-10 // 219 // Palmdale, Calif. (Palmdale)

Overview

- One of the premier running backs in the West
- Possesses an excellent blend of strength, toughness and quickness.
- Has great acceleration and a strong lower body to go along with excellent hands out of the backfield
- Fast enough to dash to the sidelines and physical enough to run between the tackles
- Currently ninth in ASU history with nine career 100-yard rushing games

Junior (2016)

- Led the Sun Devils with 593 total rush yards and added 136 receiving yards for 729 all-purpose yards and three touchdowns
- Had six receptions for 64 yards and added 34 rushing yards against Arizona (11/25)
- Posted 62 rush yards and a touchdown against UCLA (10/8)
- Rushed for 95 yards on 22 carries against UTSA (9/16)
- Recorded 109 yards on 31 carries against Texas Tech (9/10) and added three catches for 31 yards
- Rushed for 78 yards and a touchdown on a team-leading 19 carries in the opener against NAU (9/3)

Sophomore (2015)

- Amassed 1,407 yards from scrimmage, 648 of which came after first contact (46.1 percent)
- Rushed for over 100 yards in seven of his appearances and had over 100 all-purpose yards in all but two of his complete games
- His seven 100+ yard rushing games put him in elite company as just three other players in history had accomplished the feat (Woody Green twice, Freddie Williams and Art Malone)
- Of his 1,407 yards from scrimmage, 648 came after first contact (46.1 percent)
- Was the leading Sun Devil rusher against Texas A&M (9/5) with 73 yards on 16 carries
- Had a big game against Cal Poly (9/12) with 121 yards on 25 rushes with two rushing touchdowns; Had his second consecutive 100+ yard rushing game against New Mexico (9/18), finishing with 104 yards on the ground but added 151 receiving yards on four receptions with two touchdowns, including a 93-yard catch-and-run to become the first running back since North Texas' Lance Dunbar in 2011 to have over 150 receiving yards and over 100 rushing yards in a single game
- Made it three straight games with over 100 rushing yards, rushing for 131 yards with two touchdowns against USC (9/26); Had his fourth 100+ all-purpose yard game of the year against UCLA (10/3), finishing with 134 total yards (79 rushing, 55 receiving)
- Had fourth 100-yard rushing game vs. Oregon (10/29), finishing with a career-best 135 yards and a touchdown
- Had his second straight 100+ yard game against Washington State (11/7), finishing with 111 yards and a touchdown



Demario Richard

RETURNERS

- Rushed for 105 yards and a touchdown against Arizona (11/21)
- Became the first player since Rudy Burgess in 2004 to have over 30 rushing attempts in a game, rushing 33 times for 131 yards and adding 36 receiving yards against California (11/28)

Freshman (2014)

- Ranked second on the team in rushing with 487 yards and four touchdowns.
- Led all Sun Devil backs in yards per carry with 5.7
- All Pac-12 Honorable Mention
- 2014 SOUTHERN All-American Honorable Mention
- Appeared as a true Freshman in the opener against Weber State (8/28) and finished with 24 yards on the ground and one reception for 22 yards
- Had the first touchdown rush of his career on a 49-yard scamper against UNM (9/6)
- Had outstanding game against Utah (11/1), leading the team in rushing with 116 yards on 14 carries
- Posted career highs with three receptions for 51 yards and a touchdown against Notre Dame (11/8) while adding 50 yards and a touchdown on the ground
- Led the team with 68 rushing yards against Arizona including a 27-yard dash (11/28)
- Was named the MVP of the Sun Bowl (12/27) after scoring a career-high four touchdowns (two rushing and two receiving)

High School

- A four-star recruit according to ESPN and Scout.com, listed by Scout.com as the No. 28 running back recruit in the nation; also ranked by Scout.com as the No. 51 overall prospect in the West Region and the region's fifth-best running back recruit; rated by Rivals.com as the No. 38 running back in the nation; listed by ESPN as the No. 43 running back recruit in the nation and rated by 24-7 sports as the No. 44 running back prospect
- Played in the 2014 Semper Fidelis All-American Bowl in Carson, California
- Product of the same High School that produced former ASU star Derek Hagan, the Pac-10 Conference's career leader in receptions at the conclusion of his Sun Devil career
- Carried 503 times for 4,251 yards (8.5 average) with 63 rushing touchdowns over his three-year varsity career and caught 29 passes for 563 yards (19.4 avg.) with five touchdowns with 5,469 career all-purpose yards
- Posted 153 carries for 1,180 yards (7.7 avg.) with 23 rushing touchdowns as a Senior in 2013 and added 11 receptions for 211 yards with two scores
- Had his top rushing season as a Junior, totaling 1,722 yards on 188 carries (9.2 avg.) with 24 touchdowns, while adding 11 receptions for 212 yards with two touchdowns, collecting 2,311 all-purpose yards
- Coached by Jeff Williams at Palmdale High

RUSHING	G	ATT	YARDS	TD	LONG	AVG/C	AVG/G
2014	13	84	478	4	46	5.7	36.8
2015	12	210	1104	7	61	5.3	92.0
2016	11	155	593	3	37	3.8	53.9
Total	36	449	2175	14	61	4.8	60.4

RECEIVING	G	REC	YARDS	TD	LONG	REC/G	AVG/C	AVG/G
2014	13	13	156	4	40	1.0	12.0	12.0
2015	12	31	303	3	93	2.6	9.8	25.3
2016	11	17	136	0	26	1.5	8.0	12.4
Total	36	61	595	7	93	1.7	9.8	16.5

ALL PURPOSE	G	RUSH	RCV	PR	KR	IR	TOTAL	AVG/G
2014	13	478	156	0	0	0	634	48.8
2015	12	1104	303	0	0	0	1407	117.3
2016	11	593	136	0	0	0	729	66.3
Total	36	2175	595	0	0	0	2770	76.9



58 Tyson Rising

Redshirt Junior // Offensive Line
6-4 // 294 // Ventura, Calif. (Buena/Ventura College)

Overview

- Imposing figure with a quick first step off the ball with solid leverage and balance to make him a prototypical tackle prospect
- Can play both tackle and guard and will have opportunities to play early in his career. A strong run blocker who will fit in well in the scheme ASU runs

Junior (2016)

- Redshirted

High School (Ventura College)

- Member of the eight-man class that was rated as the No. 1 JUCO class in the country
- Named to the First Team All-Southern California Football Association his Sophomore season in 2015 as a left tackle and received All-West Region recognition from PrepStar
- Ranked by Scout as the No. 68 overall JUCO prospect and No. 9 JUCO offensive tackle prospect in the nation; rated the No. 75 overall JUCO prospect and No. 9 JUCO offensive tackle prospect nationally by 24/7; tabbed as the No. 8 JUCO offensive tackle prospect in the country by ESPN; listed by Rivals as the No. 74 overall JUCO prospect in the nation.



Zach Robertson

RETURNERS



51 Zach Robertson

Redshirt Sophomore // Offensive Line
6-5 // 330 // Bellflower, Calif. (Saint John Bosco)

Overview

- An elite lineman hailing from one of the nation's most prominent High School programs
- Will look to compete for snaps at the left tackle position in 2017 after starting five games last season and being the first lineman off the bench in a number of games

Redshirt Freshman (2016)

- Appeared in nine games for the Sun Devils, adding depth to the offensive line

Freshman (2015)

- Spent the 2015 season as a member of the scout team; Redshirted

High School

- Named to the 2014 American Family Insurance All-USA California team
- Listed by 24-7 Sports as the No. 14 offensive guard prospect in the nation; Ranked by Rivals.com as the No. 16 offensive guard recruit in the country; Rated by ESPN as the No. 21 offensive guard recruit in the nation; Labeled by Scout.com as the No. 24 offensive guard prospect in the country; Also rated by Scout.com as the No. 5 offensive guard recruit in the West region
- Coached by Jason Negro at St. John Bosco High



35 Owen Rogers

Junior // Safety
6-2 // 200 // Phoenix, Ariz. (Brophy)

Overview

- Adds depth at safety

Sophomore (2016)

- Was a member of the scout team in 2016

Freshman (2015)

- Was a member of the scout team in 2015

High School

- Finished with 40 solo tackles in his two career seasons at Brophy
- Recorded 5.3 tackles per game during his Senior season
- Was also on the track and field team



Christian Sam



2 Christian Sam

Redshirt Junior // Linebacker
6-1 // 237 // Allen, Texas (Allen)

Overview

- Brings elite athleticism and leadership skills to the linebacker position
- Established himself as one of the top linebackers in the conference as a Sophomore and will build upon that as an upper classman

Junior (2016)

- Recorded one tackle in the season-opener against NAU (9/3) before falling victim to a season-ending chop block injury

Sophomore (2015)

- Finished second on the team in tackles after collecting 98 in his first season as a starter for the Sun Devils; also amassed 6.5 tackles for loss on the season
- Capped off a strong 2015 campaign with seven tackles against West Virginia (1/2) in the 2016 Cactus Bowl
- Registered consecutive 10-tackle outings against Washington (11/14) and Arizona (11/21)
- Had eight tackles against Utah (10/17)

RETURNERS

- Finished with seven tackles against UCLA (10/3)
- One-upped his first career start with a career best 12 tackles in his second outing against Cal Poly, including a career-best two sacks
- Had 11 tackles in his first career start against Texas A&M (9/5), forcing a fumble and logging 1.5 tackles for loss

Freshman (2014)

- Played in 12 games primarily as a reserve linebacker
- Saw playing time as SPUR linebacker in the absence of Laiu Moeakiola against Colorado (9/13) and answered to the tune of a career-high five tackles and his first career sack and interception - the latter all but sealing the game for the Sun Devils.
- Had a career high five tackles against USC (10/4)
- Finished with 16 tackles on the year

High School

- Helped guide Allen High School to back-to-back Texas 5A Division I State Championships. Allen High School finished the year ranked as the second-best High School football program in America according to MaxPreps and Scout.com with a perfect 16-0 season
- Named Defensive MVP of the 2013 state championship game after tallying 5.5 tackles, a sack and a forced fumble
- Rated as the No. 27 linebacker recruit in the nation by Rivals.com, ranked by Scout.com as the No. 47 outside linebacker recruit in the nation. Listed by ESPN as the No. 85 outside linebacker prospect in the country
- Coached by Tom Westerberg at Allen High



36 Michael Sleep-Dalton

Redshirt Sophomore // Punter
 6-2 // 210 // Geelong, Victoria, Australia (St. Joseph's College/City College of San Francisco)

Overview

- Multi-dimensional punter who is naturally right-footed, but can use either foot in certain situations
- Rugby-style punter, who can also punt traditionally
- Trained at Pro-Kick Australia with former Ray Guy award winners Tom Hackett (Utah) and Tom Hornsey (Memphis)

Redshirt Freshman (2016)

- Redshirt

Junior College (City College of San Francisco)

- Member of the class that was rated as the No. 1 JUCO class in the country
- Rated as a three-star prospect by Scout as well as the No. 1 JUCO punter in the nation
- Finished fourth in the California Community College Athletic Association (CCCAA) as a Freshman with an average of 41.7 yards a punt in 2015 as he booted 45 punts, 20 landing inside the 20-yard line with a long of 62 in his Freshman campaign
- Coached by Jimmy Collins at City College of San Francisco. Played Australian Rules football while at St. Joseph's College



Tashon Smallwood

RETURNERS



90 Tashon Smallwood

Senior // Defensive Line

6-0 // 279 // Fresno, Calif. (Central)

Overview

- Will be expected to be one of the team leaders on and off the field as a Senior, anchoring the defensive line
- Brings the physical skill-set necessary to contribute at a high level in ASU's attacking scheme
- A superb pass rusher with tremendous size and play-making ability
- Is ASU's most experience defender, having appeared in every game since arriving at ASU with 32 career starts to his credit – 10 more than any other Sun Devil

Junior (2016)

- Concluded the season with 28 tackles and nine TFLs, logging one nearly once every three tackles he made
- Had a season-high five tackles, two TFLs and one sack at Oregon (10/29)
- Had four tackles and one sack against Washington State (10/22)
- Posted two tackles and 1.5 TFLs against UCLA (10/8)
- Recorded four tackles against NAU (9/3)

Sophomore (2015)

- Led ASU's defensive linemen with 43 tackles last season, good for seventh overall on the team
- Made his two tackles count against Washington (11/14), as both came for a loss and included a sack
- Matched a career high with seven tackles against Utah (10/17)
- Had a career best two tackles for loss against UCLA (10/3)
- Had a career high seven tackles against Texas A&M (9/5)

Freshman (2014)

- Finished the season with 23 tackles, including 5.5 tackles for a loss
- Became one of eight Sun Devils to start a season opener as a true Freshman (08/28)
- Named to the 2014 SCOUT Freshman All-American squad
- Earned his first career sack against Notre Dame (11/08)
- Finished his Freshman year with six tackles in the Sun Bowl against Duke (12/27)

High School

- Registered 40 sacks over his Junior and Senior seasons
- A four-star recruit according to Scout and ESPN
- Rated by Scout.com as the No. 20 defensive tackle prospect in the nation, also ranked by Scout.com as the No. 38 overall prospect in the West Region and the region's third-best defensive tackle. Listed by Rivals.com as the No. 32 defensive tackle in the country

TACKLES	GP	UA	A	TOT	TFL	TFLY	PD	FF	FR	BLK
2014	13	17	6	23	5.5	31	0	1	1	0
2015	13	25	18	43	8.5	21	1	0	0	0
2016	12	21	7	28	9.0	28	0	0	0	0
Total	38	63	31	94	23.0	80	1	1	1	0

SACKS	G	UA	A	TOTAL YARDS



Jack Smith

2014	13	2	0	2	20
2015	13	2	0	2	12
2016	12	2	1	2.5	12
Total	38	6	1	6.5	44



55 Corey Smith

Redshirt Senior // Defensive Line

6-5 // 300 // New Orleans, La. (Perry Walker)

Overview

- Brings outstanding size and physical potential to ASU and uses hands well and has frame to be prominent lineman
- Has outstanding size and physical potential at the lineman position

Redshirt Junior (2016)

- Appeared in five games for the Sun Devils
- Assisted on a tackle against USC (10/1)

Redshirt Sophomore (2015)

- Saw action in four games on the season

Redshirt Freshman (2014)

- Recorded one tackle on the season, came against Weber State in the home opener (08/28)

RETURNERS



Dillon Sterling-Cole

Freshman (2013)

- Redshirted the year

High School

- Starred on defense at O. Perry Walker School
- Listed by Rivals.com as the No. 33 weak side defensive end recruit in the country and rated by Scout.com as the No. 109 defensive end prospect in the nation
- Coached by Emanuel Powell at O.Perry Walker School

- Led Mountain Pointe to an undefeated regular season and a 12-1 record as the team advanced to the state semifinals before the Pride lost to eventual state champion Centennial
- Finished his prep career with 6,396 yards passing and 65 touchdowns to go along with 1,573 yards rushing and 18 touchdowns
- Completed 63 percent of his passes and finished with 2,005 yards passing and 15 touchdowns and added 932 yards rushing (8.2 yards per carry) with nine touchdowns en route to earning All-Arizona Division I Second Team honors from AZCentral sports as a Senior
- Recorded 1,861 passing yards and 20 touchdowns in addition to 426 rushing yards and five touchdowns as a Junior in 2014
- In his first year as a starter his Sophomore season, Smith threw for 2,530 yards and 30 touchdowns in 2013
- MaxPreps awarded him with the 2015 Mountain Pointe Football Overall Player of the Year after an outstanding Senior season; three-star recruit according to Rivals, which ranked him as the No. 13 player in the state; listed as the No. 18 player in the state by ESPN; three-star prospect according to PrepStar; Scout tabbed him the No. 9 quarterback prospect in the state; rated by 24/7 as the No. 20 prospect in the state
- Coached by Norris Vaughan at Mountain Pointe High School



3 Jack Smith

Sophomore // Wide Receiver
6-1 // 172 // Phoenix, Ariz. (Mountain Pointe)

Overview

- One of the top all-around athletes in the state in High School
- Exclusively played quarterback throughout his High School career, but signed with ASU as an athlete
- Son of current Sun Devil Baseball Head Coach Tracy Smith

Freshman (2016)

- Made six appearances on the season
- Had one pass for 40 yards against Washington State (10/22)

High School

- A three-year varsity starter at two different schools across two states



15 Jeremy Smith

Redshirt Freshman // Defensive Back
6-1 // 176 // Missouri City, Texas (Fort Bend Marshall)

Overview

- Played quarterback in high school, but projects as a wide receiver at ASU with a long, lanky frame and long arms

RETURNERS

- His versatility allows him to play a number of positions, prompting the switch to defensive back in the offseason

Freshman (2016)

- Utilized his versatile and athleticism on the scout team, moving to scout team quarterback following injuries to the position group

High School

- Three-sport athlete at Fort Bend Marshall High School as he competed in track and basketball. Member of the 2015 Boys 5A state champion track and field squad
- Rated as a three-star prospect and the No. 50 ATH prospect in the country by ESPN; ranked as the No. 21 wide receiver prospect in Texas and a three-star prospect by Scout; listed as a three-star prospect by Rivals; tabbed as a three star prospect by 24/7 and the No. 115 wide receiver prospect nationally; received PrepStar All-Midlands Region recognition
- Threw for 791 yards and 13 touchdowns, rushed for more than 100 yards and two touchdowns, and caught 18 passes for 303 yards and three touchdowns as a junior in 2014
- Threw for 286 yards and four touchdowns while catching 15 passes for 207 yards and three touchdowns as a sophomore in 2013



Dasmond Tautalatasi



15 Dillon Sterling-Cole

Sophomore // Quarterback

6-3 // 213 // Houston, Texas (Westfield)

Overview

- Highly rated quarterback coming out of high school with vast potential and elite pocket presence with the ability to deliver every type of throw accurately
- Known for his quick release and good decision-making

Freshman (2016)

- Appeared in 11 games for the Sun Devils and finished the season with 388 passing yards
- Made his first career start at Oregon (10/29), becoming just the fifth true Freshman quarterback in program history to start for the Sun Devils
- Recorded 302 yards and his first career touchdown pass, as well as his first career rushing touchdown against Oregon (10/29)
- Threw for 86 yards against Washington State (10/22)

High School

- Played in the Semper Fi All-American Game, which honors student-athletes with not only outstanding athletic ability, but also exemplary youth leadership and a commitment to building life skills both on and off the field
- Competed at the prestigious Elite 11 camp over the summer
- Tabbed as the co-offensive MVP of District 15 – 6A
- Rated as a four-star recruit by multiple major publications; ranked as the No. 267 player in the nation, receiving All-American honors from PrepStar; listed as the No. 345 overall prospect and No. 13 pro style quarterback in the country by 24/7; rated by Scout as the No. 3 pro style quarterback prospect in Texas and No. 16 pro style passer in the country; ranked as the No. 205 player in the ESPN 300 and No. 8 pro style quarterback in the country; considered the No. 17 pro style quarterback prospect by Rivals.
- Three-year varsity starter at Westfield High School in Houston. Played in 6A, the highest division in Texas. Threw for 7,130 yards and 78 touchdowns in his High School career and added 913 rushing yards and 21 rushing touchdowns.
- Recorded 2,507 yards and 28 touchdowns through the air and added 176 yards and six touchdowns on the ground his Senior year in 2015; threw for 2,320 yards and 24 touchdowns as a Junior in 2014; passed for 2,303 yards and 26 touchdowns while adding 504 yards rushing and 11 rushing touchdowns in his first year on varsity as a Sophomore in 2013.

PASSING	G	CMP	ATT	INT	YDS	TD	LONG	%	AVG/P	AVG/G
2016	11	28	55	4	388	1	45	.51	7.1	35.3
Total	11	28	55	4	388	1	45	.51	7.1	35.3



70 Michael Tate

Redshirt Freshman // Offensive Line

6-3 // 308 // Gilbert, Ariz. (Higley)

Freshman (2016)

- Redshirted

RETURNERS



30 Dasmond Tautalatasi
Redshirt Junior // Defensive Back
6-0 // 203 // Concord, Calif. (De La Salle)

Overview

- Heady, attacking defensive back
- Will compete for snaps at the safety position in 2017 and could bolster the SPUR linebacking spot as well

Redshirt Sophomore (2016)

- Appeared in ten games for the Sun Devils and was a fixture on special teams
- Recorded one tackle against California (9/24)

Redshirt Freshman (2015)

- Saw action in 12 games on special teams
- A significant contributor on special teams while shoring up depth issues at SPUR and safety late in the season with injuries hurting the lineup

Freshman (2014)

- Redshirted his Freshman year

High School

- One of the top safety prospects in his region who helped guide De La Salle to a combined 29-1 record over his Junior and Senior seasons
- Rated by Scout.com as the No. 31 safety prospect in the nation, also ranked by Scout.com as the No. 88 overall prospect in the west region and the fourth-best safety recruit in the region. Rated by 24-7 Sports as the No. 168 safety recruit in the nation, listed by ESPN as the No. 184 athlete prospect in the country
- A standout two-way player as a defender and running back
- Posted 49 tackles (36 solo) as a Senior with three interceptions and two forced fumbles
- Registered 40 tackles (33 solo) as a Junior in 2012 with two interceptions, one forced fumble and one fumble recovery
- Coached by Justin Alumbaugh at De La Salle High



20 Khaylan Thomas
Redshirt Sophomore // Linebacker
6-1 // 227 // Rancho Cucamonga, Calif. (Etiwanda)

Overview

- Will look to add depth at the linebacker position in 2017
- Physical, intense defender

Sophomore (2016)

- Saw some action against USC (10/1)

Freshman (2015)

- Appeared in six games in 2015, primarily on special teams

High School

- A four-star prospect according to 24-7 Sports and Scout.com, earned All-West Region honors by PrepStar, ranked by Scout.com as the ninth-best middle linebacker prospect in the country, ranked No. 232 in the Scout 300 list and tabbed as the third-best middle linebacker in the West region, rated by 24-7 Sports as the No. 13 outside linebacker recruit in the country, listed by Rivals.com as the No. 16 inside linebacker recruit in the nation, ranked by ESPN as the No. 42 outside linebacker prospect in the nation
- A product of the same High School as former ASU basketball star Jeff Pendergraph (now Ayres)
- Totaled 68 tackles, two interceptions, two fumble recoveries and one sack in 10 games as a Senior in 2014
- Recorded 89 tackles, 5.0 sacks, three forced fumbles, one interception and one fumble recovery in 10 games as a Junior in 2013
- Appeared in five games as a Sophomore in 2012 and collected 33 tackles, 2.0 sacks, one forced fumble and one fumble recovery
- Coached by Brandon Rohrer at Etiwanda High



79 Mason Walter
Redshirt Sophomore // Offensive Line
6-5 // 300 // Temecula, Calif. (Chaparral)

Overview

- Tall, athletic lineman with excellent upside

Redshirt Freshman (2016)

- Saw action against Oregon (10/29), Washington (11/19) and Arizona (11/25)

Freshman (2015)

- Redshirted the 2015 season

High School

- Ranked by Rivals.com as the No. 52 offensive tackle recruit in the nation; Rated by 24-7 Sports as the No. 59 offensive tackle prospect in the nation; Labeled as the No. 65 offensive tackle prospect in the nation by Scout.com; Regarded by ESPN as the No. 79 offensive tackle recruit in the country
- Earned All-West Region honors by PrepStar
- Coached by Ryan Tukua at Chaparral High



23 Tyler Whiley
Redshirt Junior // Defensive Back
6-0 // 210 // Scottsdale, Ariz. (Chaparral)

Overview

- Played both wide receiver and defensive back in High School
- Will vie for snaps at corner and on special teams for the 2017 season

Redshirt Sophomore (2016)

- Appeared in four games for the Sun Devils and started against Texas Tech (9/10)

RETURNERS

- Had an impressive debut at SPUR linebacker against NAU (9/3) as he finished with three tackles and the team's only sack

Redshirt Freshman (2015)

- Provided depth in the secondary and on special teams

Freshman (2014)

- Redshirted

High School

- One of the best prospects in Arizona and a nationally elite recruit. Comes to ASU by way of one of the state's most prominent High School football programs in Chaparral High School
- Unanimously regarded as a four-star prospect that was a standout two-way player in High School that excelled equally at wide receiver and defensive back
- Played in the 2014 Semper Fidelis All-American Bowl in Carson, Calif.
- Rated by PrepStar as the No. 78 overall prospect in America, evaluated by ESPN as a cornerback and tabbed nationally as the No. 11 prospect at the position, listed by Rivals.com as the No. 18 athlete recruit in the country, rated by Scout.com as the No. 21 wide receiver prospect in the nation and also ranked by Scout.com as the No. 21 overall prospect in the west region and the region's fifth-best wide receiver, Rated by 24-7 Sports as the No. 55 wide receiver prospect in the nation and the No. 10 overall recruit in the state of Arizona
- Earned First-Team Arizona All-State Division I honors by the Arizona Republic after his Senior season in which he was one of the most dynamic athletes on a national scale
- Caught 41 passes for 587 yards (14.3 avg.) with seven touchdowns as a Senior in 2013, added 98 carries for 702 yards (7.2 avg.) with 12 scores
- Collected 1,654 all-purpose yards as a Senior. On defense he totaled 29 tackles (25 solo) with 16 pass deflections, six interceptions, four tackles-for-loss, one forced fumble and one fumble recovery
- Coached by Dave Huffine at Chaparral High



2 Brady White

Redshirt Sophomore // Quarterback
6-2 // 193 // Newhall, Calif. (Hart)

Overview

- The highest rated quarterback signee for Arizona State out of High School in the era of Internet recruiting evaluation service

Redshirt Freshman (2016)

- Had his first meaningful snaps against USC (10/1), throwing his first career touchdown pass to Raymond Epps and finishing with 80 yards
- Made his first career start against UCLA and threw for 179 yards and one touchdown (10/8) before being knocked out for the season with an injury

Freshman (2015)

- Redshirted

High School

- Unanimously rated a four-star recruit and a top-10 national quarterback prospect by every major publication



Brady White

- Selected to participate in the U.S. Army All-American Bowl and was the starting quarterback for the West
- Was one of 16 nominees for the U.S. Army National Player of the Year in 2014
- Was one of the top performers at the prestigious Elite-11 quarterback event in 2014
- Listed by Rivals.com as the second-best pro style quarterback in the nation and the No. 54 overall recruit in the country; Ranked by ESPN as the No. 8 pocket quarterback in the country and the No. 106 overall prospect in the nation; Rated by Scout.com as the No. 10 quarterback prospect in the country and the No. 143 overall recruit in the nation
- Passed for 10,835 yards over three years as a varsity quarterback
- Added 101 touchdown passes and ran for 19 scores at Hart High
- Threw for 3,725 yards with 45 passing touchdowns in 12 games as a Senior in 2014
- Also ranked second on his team with 433 rushing yards and seven touchdowns
- Totaled 4,535 passing yards with 41 touchdowns in 15 games as a Junior in 2013

RETURNERS

- Added 320 rushing yards and nine touchdowns on the ground
- Earned Second-Team All-America honors by MaxPreps as a Junior
- Coached by Mike Herrington at Hart High

PASSING	G	CMP	ATT	INT	YDS	TD	LONG	%	AVG/P	AVG/G
2016	3	25	49	1	259	2	41	.51	5.3	86.3
Total	3	25	49	1	259	2	41	.51	5.3	86.3



1 JoJo Wicker

Junior // Defensive Line
6-3 // 273 // Long Beach, Calif. (Long Beach Poly)

Overview

- Tenacious, active lineman with excellent pass rush abilities
- Is the second most seasoned Sun Devil on the roster, having started 22 career games - all coming consecutively
- Has 18.5 career tackles for loss on 60 total tackles
- The fifth player from Long Beach Poly to sign with ASU under Todd Graham
- Named to the 2017 Bronko Nagurski Trophy watch list, awarded annually to the nation's best defensive college football player

Sophomore (2016)

- Posted 39 tackles for the season and finished second on the team in TFLs, with 11.0
- Put up four tackles, three TFLs, one sack and two pass break-ups at Oregon (10/29)
- Recorded four tackles, 1.5 TFLs and a fumble recovery against UCLA (10/8)
- Had two tackles for loss and 1.5 sacks against UTSA (9/16)
- Had four tackles and a pass breakup against Texas Tech (9/10)
- Led all defensive linemen with five tackles against NAU (9/3)
- Earned All-Pac-12 Second Team honors at the conclusion of the season
- Garnered second team placement in Phil Steele's 2016 Postseason All Pac-12 teams publication

Freshman (2015)

- Was named a Freshman All-American by several media outlets
- Finished with 21 tackles as a freshman, of which 7.5 were for a loss.
- Had a sack against Arizona (11/21)
- Had a sack and a fumble forced against Washington State (11/7)
- Made his first career start against USC (9/26), finishing with two tackles - both for loss - while forcing the first fumble of his career on a sack
- Had his first career sack against New Mexico (9/18)
- Saw his first career action against Texas A&M (9/5), finishing with three tackles

High School

- Rated the sixth-best strongside defensive end in the nation and the No. 72 overall prospect by 24-7 Sports
- Tabbed by Scout.com as the No. 11 defensive tackle recruit in the country and the No. 93 overall prospect in the nation; ranked by Rivals.com as the No. 12 defensive tackle prospect in the nation and the No. 95 overall recruit

JoJo Wicker



- Totaled 138 tackles (112 solo) with 26.0 tackles for loss including 17.5 sacks in 12 games as a Senior in 2014
- Coached by Antonio Pierce at Long Beach Poly High School

TACKLES	G	UA	A	TOTAL	TFL	TFLY	PD	FF	FR	BLK
2015	13	13	8	21	7.5	44	0	2	0	0
2016	12	27	12	39	11.0	36	3	1	1	0
Total	25	40	20	60	18.5	80	3	3	1	0

SACKS	G	UA	A	TOTAL	YARDS
2015	13	4	0	4	38
2016	12	2	1	2.5	13
Total	25	6	1	6.5	51



5 Manny Wilkins

Redshirt Junior // Quarterback
6-3 // 200 // Novato, Calif. (San Marin)

Overview

- One of the most prominent quarterback prospects to come to ASU
- Brings elite athleticism and unparalleled leadership to the quarterback position
- Joined Danny White and Todd Hons as the only other Sun Devil quarterbacks since 1970 to go 4-0 in their first career starts

Redshirt Sophomore (2016)

- Earned the starting quarterback position for 2016
- Started 10 games for the Sun Devils and finished the season with 12 passing touchdowns and five rushing touchdowns

RETURNERS

- Finished with 2,329 passing yards and rushed for 246 yards for the season
- Recorded a career-high 372 passing yards and three touchdowns on career-high 43-58 pass completions at Arizona (11/25)
- Recorded 227 yards and two touchdowns on 20-32 passing against Washington (11/19)
- Made his first career start in the season-opener against NAU (9/3), going 20-27 for 180 yards and rushing for 89 yards and one touchdown
- Threw a season-high 351 yards and two touchdowns against Texas Tech (9/10)
- Went 21-30 for 290 yards and one touchdown while leading the team with 72 rushing yards and three rushing touchdowns against California (9/24)
- Went 19-31 and posted 309 yards and one touchdown against Utah (11/10)

Redshirt Freshman (2015)

- Saw limited action as a Freshman in 2015, rushing for 55 yards on seven carries (7.9 ypc)

Freshman (2014)

- Redshirted, did not see game action

High School

- A consummate team-leader with a tireless work ethic
- Incredibly coachable and a spectacular student of the game
- Dynamic on the football field and able to beat opponents in a multitude of ways - with either his arm or legs

- Regarded as one of the best football players in the history of his county, Played in the Semper Fidelis All-American Bowl in Carson, Calif.
- Competed in the illustrious Elite-11 quarterback camp in 2013
- Labeled as a four-star prospect by Scout.com, ESPN, and 24-7 Sports, rated as the ninth-best dual-threat quarterback in the nation by 24-7 Sports and listed by ESPN as the No. 13 dual-threat quarterback recruit in the country. Rated by Scout.com as the No. 14 quarterback prospect in the nation, also ranked by Scout.com as the No. 41 overall prospect in the west region and the region's third-best quarterback recruit. Listed by Rivals.com as the No. 20 quarterback recruit in the country
- Threw for 2,195 yards with 21 touchdowns and rushed 155 times for 811 yards with 15 scores
- Passed for 2,335 yards with 19 touchdowns and rushed 152 times for 567 yards with seven scores as a Junior in 2012
- Coached by Steve Stanfel at San Marin High

PASSING	G	CMP	ATT	INT	YDS	TD	LONG	%	AVG/P	AVG/G
2015	4	0	0	0	0	0	0	.00	0.0	0.0
2016	10	197	311	9	2329	12	71	.63	7.5	232.9
Total	14	197	311	9	2329	12	71	.63	7.5	166.4

RUSHING	G	ATT	YARDS	TD	LONG	AVG/C	AVG/G
2015	4	7	55	0	26	7.9	13.8
2016	10	128	246	5	28	1.9	24.6
Total	14	135	301	5	28	2.2	21.5



Manny Wilkins

RETURNERS



Jay Jay Wilson



10 Kyle Williams

Sophomore // Wide Receiver
5-10 // 180 // Murrieta, Calif. (Murrieta)

Overview

- Dynamic with the ball in his hands and has the unique ability to make people miss
- Played both quarterback and wide receiver in High School
- Has a high-level burst that allows him to separate from defenders and is a versatile athlete with natural athleticism that can play multiple positions
- A dangerous special teams player that can be utilized as a return man at ASU

Freshman (2016)

- Appeared in 11 games for the Sun Devils
- Recorded 30 yards on two catches against Washington (11/19)
- Had three receptions for 21 yards at Oregon (10/29)

High School

- Named the Southwestern League's Most Outstanding Player as a Junior after leading his team to the California Interscholastic Federation state championship game in 2014 and named to The Press Enterprise's All-Inland First Team
- Ranked as the No. 42 athlete prospect in the country and No. 70 overall prospect in the state of California by Rivals; listed by 24/7 as the No. 45 athlete prospect nationally; rated by Scout as the No. 14 wide receiver prospect in the West region and No. 72 wide receiver prospect in the nation; received All-West Region recognition by PrepStar; tabbed by ESPN as the No. 76 wide receiver prospect in the nation
- Racked up 1,487 passing yards, 1,845 rushing yards, and 1115 receiving yards and tallied 59 total career touchdowns during his illustrious varsity career
- Primarily a wide receiver as a Senior, Williams caught 53 passes for 849 yards and seven touchdowns to go along with 516 yards rushing and 10 rushing touchdowns and added four punt return and four kick return touchdowns to cap off a remarkable 2015 campaign
- Playing quarterback his entire Junior season because of depth issues, Williams threw for 1296 yards and 10 touchdowns, rushed for 1,329 yards rushing and 18 rushing touchdowns and added two punt return touchdowns in 2014
- Played sparingly as a Sophomore in 2013, making 15 catches for 229 yards and two touchdowns.
- Coached by Coley Candaele at Vista Murrieta High School in California

RETURNERS



9 Jay Jay Wilson

Junior // Tight End
6-2 // 247 // Valencia, Calif. (Valencia)

Overview

- Incredibly versatile athlete that figures to play prominently at tight end for the Sun Devils
- Known for his blocking ability both downfield and in the run game

Sophomore (2016)

- Appeared in nine games for the Sun Devils and finished with three touchdowns
- Had two receptions for 27 yards and two touchdowns against Washington (11/19)
- Scored his first touchdown on his first career catch on a 30-yard reception against Cal (9/24)

Freshman (2015)

- Saw action in 11 games playing an integral role on special teams

High School

- A four-star prospect according to 24-7 Sports, Rivals.com and Scout.com, labeled by 24-7 Sports as the No. 10 athlete recruit in the nation and the No. 166 overall prospect in the country, ranked by Rivals.com as the No. 204 overall prospect in the nation and the No. 14 safety recruit in the country. Listed by Scout.com as the No. 33 outside linebacker recruit in the nation and the seventh-best outside linebacker prospect in the West region. Listed by ESPN as the No. 72 athlete prospect in the country
- Appeared in 45 career games, catching 165 passes for 2,538 yards (15.4 avg.) with 19 touchdowns
- Ran for 714 career yards with 18 touchdowns and registered 3,286 career all-purpose yards
- Totaled 56 tackles and two interceptions as a Senior and caught 50 passes for 981 yards with 10 touchdowns and carried 73 times for 534 yards with 13 scores in 2014
- Caught 54 passes for 738 yards with eight touchdowns and rushed 39 times for 176 yards with three touchdowns as a Junior in 2013
- Totaled 40 receptions for 568 yards with one touchdowns and added two rushing touchdowns as a Sophomore in 2012
- Coached by Larry Muir at Valencia High

RECEIVING	G	REC	YARDS	TD	LONG	REC/G	AVG/C	AVG/G
2015	11	0	0	0	0	0.0	0.0	0.0
2016	9	4	81	3	30	0.4	20.3	9.0
Total	20	4	81	3	30	0.2	20.3	4.1



95 Renell Wren

Redshirt Junior // Defensive Line
6-5 // 295- // St. Louis, Mo. (Lutheran)

Overview

- High-impact defender with great height and versatility.
- Capable of playing multiple defensive positions along the defensive line
- Will vie for time along the defensive line during the 2017 season

Redshirt Sophomore (2016)

- Saw his first significant action against NAU (9/3) in the opener, leading the team with two tackles for loss and four tackles overall.
- Finished with 6.0 tackles for loss on the season and 1.5 sacks

Redshirt Freshman (2015)

- Saw action in four games as a reserve defensive lineman

Freshman (2014)

- Redshirted his Freshman season

High School

- Rare signee from the state of Missouri for ASU and one of the state's best players.
- Earned First-Team All-State honors as a Senior
- Rated by Scout.com as a four-star prospect and the No. 36 defensive end recruit in the nation, regarded by Scout.com as the top defensive lineman in the state of Missouri and the state's sixth-best overall recruit, listed by ESPN as the No. 106 defensive end recruit in the country
- Earned All-Midlands Region honors by PrepStar after his Senior season
- Runs a 4.65 40-yard dash, bench presses 305 pounds and squats 505
- Coached by Brian Simmons at Lutheran North High

TACKLES	G	UA	A	TOTAL	TFL	TFLY	PD	FF	FR	BLK
2015	4	1	0	1	1.0	1	0	0	0	0
2016	12	11	5	16	6.0	20	3	1	0	0
Total	16	12	5	17	7.0	21	3	1	0	0

SACKS	G	UA	A	TOTAL	YARDS
2015	4	0	0	0	0
2016	12	1	1	1.5	7
Total	16	1	1	1.5	7



Renell Wren

NEWCOMERS

Blake Barnett



R.S. Sophomore // Quarterback
6-5 // 201 // Corona, Calif. (Santiago/Alabama)

Overview

- Prototypical size, strength, and build for a pocket passer
- Possesses great footwork, allowing him to move around in the pocket and extend plays
- Proved he can make every throw thanks to a big arm and a gunslinger mentality
- Enrolled at ASU in January and participated in spring practice
- Transfer from the University of Alabama

University of Alabama (2016)

- In his only appearance of the season, started and completed 5-of-6 passes for 100 yards and a touchdown in a 52-6 victory against USC
- Competed for the starting quarterback job throughout fall camp

Freshman (2015)

- Redshirted

High School

- Earned MVP honors at the Elite 11 Camp in 2014, the most prestigious High School quarterback competition in the country
- Competed amongst other elite High School prospects in the 2015 Under Armour All-American game, where he completed 5-of-10 passes for 66 yards and a touchdown
- Rated as the nation's No. 1-ranked quarterback as a pocket passer in the class of 2015 according to ESPN; Listed as Rivals' No. 1-rated dual-threat quarterback prospect and Scout's No. 2 dual-threat quarterback prospect; Ranked as the No. 14 (ESPN), No. 21 (24/7), No. 30 (Scout) and No. 41 (Rivals) overall prospect in the country by the major recruiting services
- Member of the Prepstar Magazine Dream Team
- Threw for 3,404 yards and 23 touchdowns while adding 479 rushing yards and seven rushing touchdowns during his senior season
- Compiled 2,332 passing yards and 22 touchdowns in addition to 695 yards rushing and 13 rushing touchdowns during his first year as the starter on varsity as a junior

Matt Bazarevitsch



Freshman // Punter
6-3 // 198 // Pasadena, Calif. (St. Francis)

High School

- Received First Team All-Angelus League honors as a punter in 2015 and 2016
- Named to the First Team All-Pasadena Area team as a senior
- Allowed only 18 total punt return yards total during his senior season
- Averaged 40.2 yards per punt in 2015 as a junior

Eno Benjamin



Freshman // Running Back
5-10 // 200 // Wylie, Texas (East Wylie)

Overview

- Great vision and footwork help him change direction quickly making him difficult to square up
- Built low to the ground with tremendous lower body strength giving him great balance and leg drive, creating plenty of yards after contact
- Dynamic playmaker with the ball in his hands, making him a weapon out of the backfield and in the return game
- Enrolled at ASU in January and participated in spring practice

High School

- Selected as a member of the West roster in the 2017 U.S. Army All-American Bowl (carried the ball three times for 24 yards, including a 17-yard run), where he was a teammate of fellow signees Brandon Ruiz and Kaelib Jarrell
- Texas AP Sports Editors awarded him the AP Class 5A Offensive Player of the Year after a monster senior season
- Named to the 2016 Texas AP Sports Editors 5A All-State First Team
- Slotted at No. 9 in the Dallas Morning News Sports Day's Class of 2017 Top 100 High School players
- Consensus four-star prospect classified in the top-10 at his position
- Ranked as the No. 71 overall prospect, the No. 5 running back prospect in the country, and the No. 9 prospect in the state by Rivals; Tabbed by Scout as the No. 106 overall prospect, No. 10 running back prospect in the nation and the second highest

rated running back in the state; 24/7 sports composite ranking lists him as the No. 143 overall prospect and No. 8 running back prospect nationally; ESPN rates him as a four-star prospect, coming in at No. 280 in the ESPN 300

- Totaled 7,546 rushing yards and scored 111 total touchdowns during his spectacular four-year varsity career
- Rushed for 2,604 yards and 32 touchdowns as a senior on his way to being named 5A state Offensive Player of the Year
- Compiled 2,652 rushing yards to go along with 232 receiving yards and 43 total touchdowns in a First Team All-State campaign as a junior
- Tallied 1724 rushing yards and 25 rushing touchdowns as a sophomore in his first season as the feature varsity back

Jorden Blake



Freshman // Defensive Back
6-3 // 175 // Avondale, Ariz. (St. Mary's)

High School

- Received First Team All-Region honors as a defensive back after his junior and senior season
- Recorded 1442 all-purpose yards during his three-year varsity career
- Compiled eight touchdowns, four receiving, two interception returns, one rushing and one fumble return for a touchdown
- Finished with 186 total tackles, eight interceptions, 3.0 tackles for loss, 2.0 sacks, two forced fumbles and 15 pass deflections

Kyle Breed



Freshman // Offensive Line
6-8 // 283 // Tucson, Ariz. (Ironwood Ridge)

High School

- Received All-Conference honors after an outstanding senior season
- Became the first offensive lineman in Ironwood Ridge history to not allow a sack during the 2013 season

NEWCOMERS

Kevin Brown



Freshman // Quarterback
6-4 // 207 // Mission Viejo,
Calif. (Capistrano Valley)

High School

- Had a decorated senior season that culminated in postseason recognition
- Received All-League honors and was named League MVP after an outstanding senior campaign
- Named to the All-County team after setting school records for passing yards, passing attempts, completions and completion percentage
- Led his school to its first CIF championship in 27 years
- Finished his two-year varsity career completing 416 of 729 passes for 4,983 yards and 46 touchdowns while rushing for 310 yards and 5 touchdowns

Kordell Caldwell



Freshman // Defensive Back
5-11 // 189 // Houston,
Texas (Pearland)

High School

- Had 23 total tackles and two interceptions, one of which he returned for a touchdown during his senior season
- Also played soccer at Pearland High School

Darien Cornay



Sophomore // Defensive Back
5-11 // 184 // Los Alamitos,
Calif. (Los Alamitos/
Cerritos College)

Overview

- Tenacious JUCO transfer defensive back that has continuously overcome adversity
- Excellent body positioning allows him to get position on opposing receivers
- Relies on his preparation with a detail-oriented approach to the defensive game plan

- His advanced technique gives him a chance to match up with a variety of receivers
- Comes to ASU with four years to play three

Junior College (Cerritos College)

- Played in 10 games as a freshman in his only season at Cerritos College, recording 31 total tackles, eight pass breakups, one interception and one fumble recovery in 2016

High School

- Named to the First-Team All-Sunset League and was tabbed as the Los Alamitos High School Defensive Back of the Year as a senior in 2015
- Ranked by Scout as the No. 125 cornerback prospect in the nation and the No. 23 cornerback in the West region for the Class of 2016
- Compiled 18 tackles, seven pass deflections and two interceptions in 10 games during his senior season in High School

Jesse Cozens



Freshman // Offensive Line
6-4 // 328 // Tempe,
Ariz. (Tempe Prep)

High School

- Finished his High School career with 76 tackles in 20 games played
- Posted 37 tackles during his senior season, plus one fumble recovery and two pass deflections
- Recorded two sacks in his junior season

D.J. Davidson



Freshman // Defensive Line
6-5 // 306 // Mesa,
Ariz. (Desert Ridge)

Overview

- Immediately boosts depth along the defensive line
- Contains a blend of physicality and agility rare for someone his size
- Frequently sheds blocks thanks to his excellent length and hand placement
- Massive upside at several positions along the defensive line.
- Known to have a never-ending motor that produces major challenges for those blocking him

- Able to create pressure up the middle in the face of the quarterback with his size and power, leading to tipped passes and collapsed pockets
- Enrolled at ASU in January and participated in spring practice

High School

- 2015 First Team All-State selection by the Arizona Republic after anchoring one of the state's strongest defenses
- Lead his team to the state championship game his senior season
- Played in 13 games as a senior, recording 67 total tackles, 19.5 tackles for loss, 5.5 sacks, four forced fumbles, and two fumble recoveries, including one returned for a touchdown against Chandler High School
- Rated as a three-star prospect by Scout
- Recorded 57 tackles, four sacks, and two forced fumbles as a junior

Ochuko Duke



Junior // Linebacker
6-0 // 210 // Allen,
Texas (Plano East)

Junior College (Southwestern College)

- Recorded 71 total tackles and four sacks in 10 games in his sophomore season
- Received 2015 Honorable Mention All-KCAC honors after his sophomore season
- Finished with 14 tackles in four games during his freshman season

Evan Fields



Freshman // Defensive Back
6-1 // 190 // Oklahoma
City, Okla. (Midwest City)

Overview

- Physically gifted prospect with size and a frame already prepared for the next level
- Reputation as a big hitter that closes on the ball extremely well
- Capable of playing multiple safety positions thanks to his versatility
- Athletic blitzer from the secondary

NEWCOMERS

- Tough-minded and fearless player not afraid of any situation
- Has a nose for the ball only enhanced by his desire to win
- Great at shedding blocks helping him come up in run support
- Has the speed and quickness in space to cover receivers
- Intelligent on and off the field, acting as the quarterback of the defense from his safety position
- Maintained a 3.9 grade-point average in High School, making him a candidate for ASU's Barrett Honors College

High School

- Selected to the Oklahoma Coaches Association's West Class of 2017 First Team All-State
- Four-star prospect according to Scout who ranks him as the No. 27 safety nationally and the No. 1 safety in Oklahoma; Tabbed by Rivals as the No. 47 safety prospect in the country and the No. 9 overall prospect throughout Oklahoma; 24/7 sports listed him as the No. 43 safety prospect in the nation and the No. 10 prospect out of Oklahoma
- Recorded 81 total tackles and two interceptions despite playing in just seven games as a senior

Shannon Forman II



Freshman // Defensive Line
6-1 // 299 // Baton Rouge, La. (Southern Lab)

Overview

- Disruptive interior force who frequently penetrates the opposing backfield
- Attracted the attention of the blocking schemes for the opposing offensive lines causing them to double team him
- Uses his large frame and powerful lower body to stop the run
- Played basketball his first two years in High School, helping him with his footwork and mobility

High School

- Under-the-radar prospect whose recruitment picked up after a breakout senior year
- Key member of the Southern Lab program that won back-to-back Division IV State Championships in his final two seasons
- Received First Team All-District 6-1A honors in each of his four seasons in High School
- Named the Defensive MVP of Class 1-A by the Louisiana Football Coaches Association
- Awarded honorable mention Class 1-A All-State honors from the Louisiana Sports Writers Association as a senior
- Part of a dominating defense as a senior in 2016 that allowed

just 4.67 points per game

- Had 55 tackles, eight sacks and 10 forced fumbles as a senior
- Recorded 45 tackles, four sacks and five forced fumbles during his junior season
- Compiled 45 tackles, five sacks and six forced fumbles as a sophomore
- Three-star prospect according to 24/7 sports; Listed by 24/7 sports composite rankings as the No. 104 defensive tackle prospect in the nation and the No. 4 defensive tackle prospect in the state of Louisiana

Langston Frederick



Freshman // Defensive Back
5-10 // 180 // League City, Texas (Clear Springs)

Overview

- Lock-down corner that plays with toughness and intense mentality
- Excels in man-to-man coverage when he is left on an island
- Uses his advanced technique and solid fundamentals to get good positioning
- Extremely good balance thanks to a strong lower body, reportedly squatting up to 440 pounds

High School

- A member of the 6A Region III District 24 championship team that went 7-0 against district opponents
- Selected to the 2016 All-District 24-6A First Team after his senior year
- Named to the 2015 All-District 24-6A Second Team as a junior
- Three-year varsity starter
- Four-star prospect and the No. 35 cornerback prospect in the country according to ESPN; Three-star prospect and ranked as the No. 126 cornerback prospect nationally by 24/7 sports; Rivals tabbed him as a three-star prospect
- Totaled 62 tackles, seven pass deflections, and an interception in nine games during his senior season
- Played in just four games as a junior, making 10 tackles and intercepting a pass
- Recorded 47 tackles, three tackles for loss, four pass deflections and an interception as a sophomore in his first varsity season

Cody French



Junior // Defensive Back
5-11 // 199 // Roswell, N.M. (Goodard)

High School

- Three-sport athlete at Goodard, playing for the school's baseball, basketball and football teams

Ceejay French-Love



Junior // Tight End
6-4 // 246 // Long Beach, Calif. (LB Poly/East Los Angeles College)

Overview

- Productive JUCO transfer tight end with reliable hands and the ability to split out wide
- Adds another threat in the red zone because of his size and athleticism
- Not afraid to give up his body in the middle of the field to make contested catches
- Comes to ASU with three years to play two

Junior College

(East Los Angeles College)

- Named to the First Team All-Metro League American Division after an outstanding sophomore campaign
- Collected 25 receptions for 403 yards and nine touchdowns in nine games as a sophomore
- Recorded multiple touchdowns in four consecutive games stretching from September 24th - November 5th

Colorado Mesa (2015)

- Began his collegiate career at Colorado Mesa, playing in 10 games and starting in four as a freshman
- Caught two passes for 27 yards and made four tackles and forced a fumble in 2015

High School

- Logged 10 receptions for 241 yards and three touchdowns as a senior in High School

NEWCOMERS

Michael Gombert Jr.



Freshman // Tight End
6-4 // 237 // Scottsdale, Ariz. (Cactus Shadows)

High School

- Named to the Blue-Grey All-American watch list during his senior season
- Caught six passes for 83 yards and two touchdowns in five games as a senior

Curtis Hodges



Freshman // Wide Receiver
6-7 // 220 // Mesa, Ariz. (Mountain View)

Overview

- Unique size and frame for his position, creating difficult matchup for opposing defenses
- Long arms and reach allow him to reach high throws
- Quick release off the ball and a quick change of direction unusual for someone his height
- Has a solid frame that makes him a huge asset in the run game blocking on the perimeter
- A valuable weapon in the red zone

High School

- Multi-sport athlete at Mountain View High School, playing basketball as well
- Scout tabbed him as a three-star prospect and the No. 4 wide receiver prospect in the state; Ranked as a three-star prospect and the No. 17 overall prospect in the state in 24/7 sports' composite rankings; ESPN rated him as a three-star prospect and the No. 10 overall prospect in the state; Three-star prospect according to Rivals
- Caught 50 passes for 733 yards and seven touchdowns for the Toros as a senior
- Received All-Section honors as a wide receiver during his senior year
- Recorded 51 receptions totaling 556 yards and six touchdowns during a breakout junior campaign
- Saw his first varsity action as a sophomore, playing in eight games, catching 13 passes for 157 yards and two touchdowns

Bailey Huggins



Freshman // Linebacker
6-1 // 230 // Chandler, Ariz. (Basha)

High School

- Local Valley player from Basha High School in Chandler
- Appeared in four games for the Bears and finished his senior season with 17 tackles, including nine solo tackles

K.J. Jarrell



Freshman // Defensive Back
6-2 // 176 // Scottsdale, Ariz. (Saguaro)

Overview

- Athletically gifted prospect who is capable of moving around and playing multiple positions in the defensive backfield
- Ball-hawking defensive back prospect with a tendency to play his best in the biggest moments
- Plays with a toughness and a winning mentality which makes him a great teammate
- Fearless tackler who loves to play near the line of scrimmage
- Has no trouble diagnosing plays despite playing multiple safety positions in High School
- Able to ward off blockers with size advantage with his unique combination of length and quickness

High School

- One of three signees in the 2017 class that were a part of the 2016 AIA Division 4A State Championship team at Saguaro High School
- Saguaro finished No. 13 in the final MaxPreps National Xcellent 25 poll
- Mentioned in the 2017 The News Tribune (Tacoma) Western Top-100 list
- 2016 First-Team All-State selection as a defensive back by the Arizona Republic
- Recorded two tackles as a member of the West roster of the 2017 U.S. Army All-American game, where he was a teammate of fellow signees Eno Benjamin and Brandon Ruiz

- Consensus top-10 prospect in the state of Arizona amongst the major recruiting services; Rated as a four-star prospect by Scout and the No. 28 safety prospect in the country; PrepStar Magazine named him an All-American and tabbed him a four-star prospect and the No. 279 overall player nationally; Listed as the No. 28 safety prospect nationwide and the No. 2 safety prospect in Arizona; Ranked by Rivals as the No. 36 safety prospect in the nation and the No. 1 defensive back prospect in Arizona; The No. 34 safety prospect in the country and the No. 1 safety prospect in Arizona according to ESPN
- Totaled 56 tackles, 4.5 tackles for loss, four interceptions and six pass deflections in addition to 10 receptions for 215 yards and four touchdowns during a standout senior season
- Recorded 56 total tackles and an interception while adding 13 receptions for 192 yards and two touchdowns as a junior
- Made 13 total tackles, two interceptions, and two pass deflections in his first varsity season as a sophomore

Tyler Johnson



Freshman // Defensive Line
6-4 // 245 // Gilbert, Ariz. (Highland)

Overview

- Gifted athlete that can play almost anywhere on the field
- Has great open-field quickness and agility for a player his size in addition to brilliant instincts and awareness
- Excelled on both sides of the ball in High School, playing defensive end as well as tight end
- High end potential thanks to his combination of athleticism and awareness
- Quick first step and strong lower body allow him to create leverage and create pressure off the edge

High School

- 2015 First-Team All-State tight end according to the Arizona Republic after a breakout junior campaign
- Mentioned in the 2017 The News Tribune (Tacoma) Western Top-100 list; Consensus four-star prospect and top-5 player in the state of Arizona among major recruiting publications; Listed by Rivals as the No. 164 overall prospect and the No. 14 athlete prospect nationally; The No. 252 overall prospect and No. 7 tight end prospect in the 24/7 sports' composite ranking; Rated as a four-star prospect and received All-American honors from PrepStar Magazine; ESPN ranked him as the No. 281 prospect in the ESPN 300 and the No. 20 athlete prospect in the country; The No. 13 tight end prospect and the No. 4 overall prospect in the state according to Scout
- Accumulated 2,228 all-purpose yards in his 27 career varsity games

NEWCOMERS

- Recorded a rushing, receiving, punt return, and kick return touchdown in his varsity career
- Had five catches for 172 yards and two touchdowns while adding four sacks and six tackles for loss despite playing in only seven games his senior season due to injury
- Caught 20 passes for 462 yards with five touchdowns in addition to 202 rushing yards and six touchdowns on just 24 carries en route to All-State honors as a junior
- Made 20 receptions totaling 332 yards and eight touchdowns in his first season on varsity as a sophomore

Ryan Kelley



Freshman // Quarterback
6-4 // 190 // Chandler, Ariz. (Basha)

Overview

- Has the tools to become one of the most talented quarterbacks in the country
- Possesses the arm strength and confidence to make every throw
- Throws a beautiful deep ball
- Utilizes his mobility to extend plays, adding another dimension to an offense
- Keeps his eyes downfield in the face of pressure thanks to advanced pocket presence and field awareness

High School

- Selected as to the U.S. Army All-American game as a member of the West roster
- Received All-State and All-Region honors the three years he was the varsity starting quarterback
- Mentioned in the 2017 The News Tribune (Tacoma) Western Top-100 list; Consensus four-star prospect according to major recruiting publications; Listed as the No. 132 overall prospect and received All-America honors from PrepStar Magazine; Scout rated him as the No. 284 overall prospect and the No. 1 quarterback prospect in the state of Arizona (first time since Scout starting its recruiting rankings in 2002 that ASU signed the No. 1 rated quarterback prospect in the state); Rivals tabbed him as the No. 11 dual-threat quarterback prospect in the country and the No. 4 overall prospect in the state; Ranked as the No. 14 pro-style quarterback prospect in the country and the No. 4 overall prospect in the state by 24/7 sports' composite rankings; Identified as the No. 11 dual-threat quarterback prospect and the No. 4 overall prospect in the state according to ESPN
- Accumulated 8,356 passing yards and 71 passing touchdowns while rushing for 1,208 yards and 13 touchdowns in 32 career games at the varsity level

- Totaled 2,642 passing yards and 21 touchdowns with a 65% completion percentage during his senior season
- Threw for 2,606 yards and 20 touchdowns as a junior
- Completed 254 of 396 passes for 3,108 yards and 30 touchdowns as a sophomore

DeMonte King



Junior // Defensive Back
6-1 // 193 // Bellflower, Calif. (Los Alamitos/Long Beach City College)

Overview

- Versatile defensive back prospect with the ability to fit in at any position in the secondary
- Has the size and athleticism to matchup with a variety of receivers
- Brings a high football IQ to the program
- Comes to ASU with three years to play two

Junior College

(Long Beach City College)

- Played in seven games in his one season at Long Beach City College, compiling 19 tackles, 1.5 tackles for loss and 0.5 sacks

Montana State (2015)

Began his collegiate career at Montana State

High School

- Two-year varsity starter in High School at cornerback, earning team defensive MVP honors at Los Alamitos in his senior year
- Recorded 33 tackles, 10 pass deflections and two fumble recoveries while adding 55 carries for 278 yards and five touchdowns with seven receptions for 101 yards out of the backfield during his breakout senior season
- Named to the First-Team All-Sunset League and Third Team All-Orange County after an outstanding senior campaign

Loren Mondy



Freshman // Linebacker
6-0 // 232 // Mansfield, Texas (Lake Ridge)

Overview

- Physical prospect that plays with toughness

- Offers versatility due to his ability to play inside or outside linebacker
- Plays mostly inside the box as an effective run stopper
- Diagnoses plays quickly allowing him to slip blockers
- Played mostly defensive end in High School

High School

- Rated as a three-star prospect and the No. 40 inside linebacker prospect in the nation by 24/7 sport's composite rankings; Scout tabbed him as a three-star prospect and the No. 57 outside linebacker in the country; Listed as a three-star prospect and the No. 39 inside linebacker nationally by ESPN; Three-star prospect according to Rivals
- Received All-Midlands region honors from PrepStar Magazine
- Compiled 30 tackles after playing in just six games due to injury his senior year
- Recorded 41 tackles, seven sacks, six tackles for loss, and two fumble recoveries during a breakout junior season

Anthony Nicaastro



Freshman // Outside Linebacker
6-2 // 232 // Tempe, Ariz. (Marcos de Niza)

High School

- Received All-State Second-Team honors as a senior
- Named to the All-City, All-Section and All-Conference First Team after his senior season
- Recorded 130 tackles, two tackles for loss, three pass deflections and three forced fumbles as a senior
- Scored two touchdowns during his senior season, one rushing and one fumble recovery
- Compiled 40 tackles, 16 sacks and two forced fumbles as a junior

Andrew Noble



Freshman // Wide Receiver
5-8 // 157 // Newbury Park, Calif. (Newbury Park)

High School

- Honored as the Male Athlete of the Year for Newbury High School
- Received the Triple-Threat Award all four years of High School for participating in three or more sports

NEWCOMERS

- Lettered in football, basketball, lacrosse and track his junior year in High School
- Caught 36 passes for 615 yards and four touchdowns during his senior season
- Finished with 40 receptions for 756 yards and 13 touchdowns as a junior

Alexander Otero



Sophomore // Tight End
6-4 // 263 // Blauvelt,
N.Y. (XXXX)

Alex Perry



Freshman // Defensive Back
5-11 // 169 // Las Vegas,
Nev. (Bishop Gorman)

Overview

- Has the flexibility to play both boundary and field corner as well as field safety
- Great footwork and agility allow him to cover quicker receivers
- Displays the required instincts of elite-level corners
- Utilizes his hands and hips to disrupt receivers off the line of scrimmage
- No major weaknesses in his game, excelling in both zone and man coverage
- Aggressively attacks the ball and ball carrier in space
- Embraces the challenge of one-on-one matchups
- Adds a spark to the return game with his explosiveness
- Highly competitive athlete who will look to compete for playing time immediately

High School

- Selected as to the U.S. Army All-American game as a member of the West roster
- Participated in Nike's The Opening, a prestigious camp and 7-on-7 tournament featuring the most prominent High School prospects in the nation
- Two-time First Team All-State selection by the Las Vegas Review Journal
- Attended national-powerhouse Bishop Gorman High School in Las Vegas, Nevada
- Bishop Gorman went undefeated (15-0) on its way to a High School national championship determined by the final USA

Today Super 25 Computer ranking

- Defeated elite High School programs Cedar Hill (Texas), St. John Bosco (California), and St. Thomas Aquinas (Florida) during his senior season on the way to a No. 1 national ranking by MaxPreps in the last 2016 Xcellent Top-25 of the season
- Member of a Bishop Gorman program that won at least a share of the last three High School national titles
- A key component of the four-straight Nevada Division I state championships won by the Gaels
- Consensus four-star prospect according to major recruiting services; Mentioned in the 2017 The News Tribune (Tacoma) Western Top-100 list; Listed as the No. 128 overall prospect and the No. 16 corner prospect nationally by PrepStar, receiving All-America honors from the Magazine; Tabbed as the No. 144 overall prospect and the No. 16 corner prospect in the country by Scout; Ranked as the No. 149 overall prospect in the ESPN 300 and the No. 13 corner prospect nationally; Rivals rated him as the No. 213 overall prospect and the No. 17 corner prospect in the country; No. 156 overall prospect and the No. 21 corner prospect nation-wide in the 24/7 Sports composite rankings
- Rarely targeted in the passing game throughout his standout four-year varsity career
- Recorded 24 tackles, two tackles for loss, six pass deflections and returned both a punt and kickoff for a touchdown in 15 games played as a senior
- Accumulated 27 tackles, 4.5 tackles for loss, and three interceptions, returning one for a touchdown during his junior season
- Compiled 106 total tackles, 14 pass deflections, four interceptions, and accounted for seven total touchdowns in his varsity career

Joe Reeves



Freshman // Long Snapper
6-0 // 194 // Buckeye,
Ariz. (Verrado)

High School

- Received All-State recognition as a long snapper after his senior season
- Saw action on defense in his two varsity seasons recording 16 tackles, 2.5 sacks and a tackle for loss in 18 games

Kyle Remo



Sophomore // Tight End
6-3 // 198 // Mahwah,
N.J. (Mahwah)

High School

- Recorded 13 receptions for 130 yards in addition to 22 total tackles in six games his senior season

Brandon Ruiz



Freshman // Kicker
5-10 // 171 // Gilbert,
Ariz. (Williams Field)

Overview

- Elite-level kicking prospect
- An extremely strong leg allows him to get exceptional height on the ball
- Was widely considered the best kick-off specialist in High School football
- Has an ultra-competitive personality on the field and is known to perform his best under pressure
- Top-notch work ethic

High School

- Named a 2016 First Team All-American by Max Preps
- Received the Chris Sailer Placekicker of the Year Award, awarded to the most outstanding kicker in the country by Chris Sailer Kicking
- Selected as a member of the West roster of the 2017 U.S. Army All-American game, where he was a teammate of fellow signees Eno Benjamin and Kaelib Jarrell
- Received 2016 First-Team All-State honors from the Arizona Republic
- Served as both the kicker and punter for the 2016 5A State Championship team at Williams Field that finished 14-0
- Tied the Arizona High School record for most field goals in a game, going 5/5
- Set the Arizona High School record for the longest field goal (58 yards)
- PrepStar Magazine included him as the lone kicker on its All-West Region team
- Five-star kicking prospect and the No. 1 kicker in the country according to the Chris Sailer, among the foremost authorities in the country rating High School football specialists;

NEWCOMERS

Mentioned in the 2017 The News Tribune (Tacoma) Western Top-100 list; Tabbed by Scout as the No. 2 kicking prospect in the country and the No. 1 kicker in Arizona; Ranked as the No. 2 kicking prospect in the nation and the No. 1 kicking prospect in Arizona by 24/7 sports composite rankings; Listed as the No. 3 kicking prospect nationally and the No. 1 kicker in Arizona by Rivals; Rated as the No. 5 kicking prospect in the country by ESPN

- Recorded a touchback on 189-of-223 (84.8 percent) of his kickoffs over the three years he served as the kick-off specialist on varsity
- Made 17-of-20 field goals with a long of 58 yards while converting on 66-of-67 PATs during an outstanding senior season
- Nailed 12-of-17 field goals with a long of 51 yards while making 37-of-38 PATs in his first season as the main kicker on varsity as a junior

Trevor Russell



Freshman // Wide Receiver
5-10 // 186 // Casa Grande, Ariz. (Casa Grande Union)

High School

- Received All-State First-Team honors as a junior and senior
- First-Team All-Division selection his final three seasons on varsity
- Recorded 59 receptions for 1,032 yards and 14 touchdowns in nine games as a senior
- Finished with 64 receptions for 1,214 yards and 20 touchdowns in 11 games during his junior season
- Made 70 receptions for 1061 yards and 12 touchdowns in 10 games as a sophomore
- Broke the school record for receiving touchdowns in a season with 20 in his junior season
- Also holds the school record for receiving yards in a season (1,214 in 2015) and in a career (3,468)

Daniel Sanders-Effiong



Freshman // Wide Receiver
6-0 // 186 // Chicago, Ill. (Rochester)

Mason Schell



Freshman // Offensive Lineman
6-5 // 282 // Vancouver, Wash. (Columbia River)

High School

- Received the 2017 Hunter Pearson Memorial Award, given in honor of his former High School teammate
- Also honored by his High School with the Bob Hech All Heart Award
- Exceled on and off the field, earning his IB certificate and becoming a member of the National Honors society

Trelon Smith



Freshman // Running Back
5-9 // 181 // Houston, Texas (Cy Ridge)

Overview

- Highly regarded running back prospect
- All-purpose back with the explosiveness to score on any play
- Accelerates quickly allowing him to avoid contact and get to the second level of the defense
- Extremely difficult to square up
- Combines strong lower body and great balance to break tackles and extend runs
- Also possesses great ability to catch the ball out of the backfield

High School

- Named the MVP of District 17-6A, the highest division in the state of Texas, after both his junior and senior season
- Received honorable mention All-State honors in 2015 from the Texas Sports Writers Association
- Led Cypress Ridge High School to its first Regional Final in school history

- One of five members of the 2017 recruiting class from the state of Texas
- Received All-Midlands region honors as a running back from PrepStar
- Consensus three-star prospect according to major recruiting services; Tabbed by 24/7 sports composite rankings as the No. 10 all-purpose back in the country; Scout listed him as the No. 36 running back in the nation and the No. 6 running back in the state of Texas; Ranked as the No. 31 running back nationally and the No. 6 running back in the state of Texas by Rivals; Regarded as the No. 43 running back in the country by ESPN
- Totaled over 4,400 rushing yards and over 500 receiving yards while 2017 adding 52 total touchdowns in his varsity career
- Rushed for 2,270 yards with 29 rushing touchdowns while adding 23 receptions for 327 yards and four receiving touchdowns during his outstanding senior season
- Carried the ball 228 times for 1,807 yards and 17 touchdowns in his first year as the featured back on varsity as a junior

Kyle Soelle



Freshman // Linebacker
6-4 // 207 // Scottsdale, Ariz. (Saguaro)

Overview

- Quick first step off the line of scrimmage
- Excellent at generating pressure off the edge with his speed
- Played both sides of the ball in High School, but projects to play one of the linebacker positions in ASU's defense
- High motor that assists him in relentlessly pursuing the ball carrier
- Extremely flexible for his frame allowing him to get leverage on offensive tackles
- Created havoc for opposing offenses for arguably the state's most intimidating defense

High School

- One of three signees in the 2017 class that were a part of the 2016 AIA Division 4A State Championship team at Saguaro High School
- Named Second Team All-State and was First Team All-Section after his junior season
- Saguaro finished No. 13 in the final MaxPreps National Xcellent 25 poll
- Consensus three-star prospect amongst the major recruiting services; Ranked as the No. 17 tight end prospect nationally and the No. 5 overall prospect in Arizona by 24/7 sports rankings; Scout tabbed him as the No. 21 tight end in the

NEWCOMERS

West region and the No. 4 tight end in Arizona; Listed by ESPN as the No. 63 outside linebacker prospect in the country and the No. 16 overall prospect in Arizona

- Named to PrepStar Magazine's All-West region team at tight end
- Totaled 53 tackles, 16.5 tackles for loss, and nine sacks while adding two forced fumbles and three pass deflections as a senior in his first season primarily playing defense
- Compiled 59 tackles, four tackles for loss, and 3.5 sacks while adding 258 rushing yards on 54 carries and 37 receptions for 334 receiving yards with seven total touchdowns as a junior, putting him on the radar of college coaches

Corey Stephens



Freshman // Offensive Line
6-3 // 299 // Scottsdale, Ariz. (Saguaro)

Overview

- Technically sound prospect with tremendous intangibles
- Physically imposing and stout making it hard to push him backwards
- Expected to immediately add depth to the interior offensive line
- Possesses advanced maturity and a tremendous football I.Q.
- Anchored arguably the state's most dominant offensive line which paved the way for 59 total rushing touchdowns, the most in the state

High School

- Maintained above a 4.0 GPA making him a candidate for ASU's Barrett Honors College
- NFF Scholar Athlete of the Year in the state of Arizona
- Received 2016 First-Team All-State honors from the Arizona Republic
- Selected as the region player of the year as a senior, a rare honor for an offensive lineman
- One of three signees in the 2017 class that were a part of the 2016 AIA Division 4A State Championship team at Saguaro High School
- Saguaro finished No. 13 in the final MaxPreps National Xcellent 25 poll
- MaxPreps Second Team All-American
- PrepStar Magazine named him to their All-West Region team
- Mentioned in the 2017 The News Tribune (Tacoma) Western Top-100 list; Consensus three-star prospect amongst the major recruiting services; Tabbed by Scout as the No.

46 offensive guard prospect in the country and the No. 1 offensive guard prospect in Arizona; Ranked as the No. 64 offensive guard prospect nationally and the No. 1 offensive guard prospect in Arizona; Rated as the No. 69 offensive guard prospect and the No. 2 offensive guard in Arizona by 24/7 sports composite rankings

Dougladson Subtyl



R.S. Junior // Defensive Line
6-4 // 238 // Bunnell, Fla. (Flagler-Palm Coast/Victor Valley College)

Overview

- Possesses a rare blend of speed, mobility and power
- Remains fluid and loose while utilizing his tall frame and long arms
- Great timing and utilizes his arsenal of pass rushing moves that gives him the ability to become a top pass rusher at the collegiate level
- Started playing football only a few years ago as a teenager after his family moved to the United States from Haiti

Junior College (Victor Valley College)

- Consensus four-star prospect among all the major recruiting services; ESPN ranked him the No. 9 overall JUCO prospect and No. 2 JUCO defensive end prospect in the nation for the class of 2016; Listed by 24/7 as the No. 14 overall JUCO prospect and No. 1 JUCO weak-side defensive end prospect nationally in the class of 2016; Tabbed by Scout as the No. 15 overall JUCO prospect and No. 2 JUCO defensive end prospect in the country; Rated by Rivals as the No. 21 overall JUCO prospect and No. 2 JUCO defensive end prospect in the country
- Led his team with 52 tackles, 22.5 tackles for loss and a CCCAA leading 18 sacks in just 11 games
- Named to the First Team All-CCCAA as a defensive end
- Recorded 45 tackles, 16.5 tackles for loss and nine sacks in nine games

High School

- Attended Flagler-Palm Coast High School, where he began playing football after moving from Haiti

Jacobi Taylor



Sophomore // Defensive Back
5-11 // 175 // Peoria, Ariz. (Mountain Ridge)

Junior College

(North Central College)

- Spent time at cornerback and on special teams
- Recorded two tackles and recorded two pass break-ups

High School

- Played defensive-back for Mountain Ridge and also participated on the track and field team

Ty Thomas



Freshman // Safety
5-11 // 190 // Lubbock, Texas (Cooper)

Overview

- Offers excellent versatility that allows him to play either safety position in ASU's defensive scheme
- Powerful athlete that can provide support in the run game
- Fundamentally sound with his positioning and has demonstrated a high football I.Q.
- Highly competitive athlete who will look to earn playing time right away
- Enrolled at ASU in January and participated in spring practice
- Nephew of former NFL linebacker and seven-time Pro Bowl selection Zach Thomas

High School

- Received First-Team All-State honors from Lone Star Varsity after his senior season
- Ranked by 24/7 sports as the No. 56 safety prospect in the nation; Tabbed by scout as a three-star prospect and the No. 6 safety prospect out of Texas; Three-star prospect and the No. 58 safety prospect in the country according to ESPN
- Earned All-Midlands Region honors from PrepStar Magazine
- Recorded 48 tackles and an interception despite playing in just seven games during his senior season

NEWCOMERS

Mark Walton



Freshman // Tight End
6-5 // 242 // Yuma, Ariz. (Cibola)

Overview

- Possesses the size and frame to present mismatches for opposing defenses
- Under-the-radar prospect whose recruitment blew up after he completed his senior season
- Utilizes his exceptional length to high point the ball and come down with passes that might be out of reach for other players
- Improved route-running and his body positioning allow him to create separation from defenders
- Played both sides of the ball in High School, but projects to play on the offensive side of the ball at tight end

High School

- Two-star prospect according to Scout
- Caught 39 passes for 690 yards and 10 touchdowns while adding 42 total tackles, 7.5 tackles for loss and four sacks on defense during a breakout senior campaign
- Received First-Team All-Region honors for his senior season
- Recorded 294 receiving yards on 19 receptions and caught six touchdown passes playing exclusively on offense as a junior

Kobe Williams



Sophomore // Defensive Back
5-10 // 162 // Long Beach, Calif. (LB Poly/Long Beach City College)

Overview

- Quick defensive back prospect that changes speeds well
- Great acceleration that allows him to make up ground and rapidly close space on the ball carrier
- A playmaker from his defensive backfield position
- Comes to ASU with four years to play three

Junior College (Long Beach City College)

- Started at cornerback for Long Beach City College as a 17-year old freshman
- Earned First-Team All-CCCAA National Division Central League honors in his only season at the JUCO level
- Played in 11 games as a freshman at Long Beach City College, recording 21 tackles, five pass breakups and two tackles for loss and one interception

High School

- Collected 31 tackles, 3.5 tackles for loss, six pass deflections, three interceptions and two forced fumbles in 10 games during a breakout senior season
- Compiled 38 tackles, six pass deflections, two tackles for loss and four interceptions in 12 games as a junior

Christian Zendejas



Freshman // Kicker
5-8 // 161 // Chandler, Ariz. (Perry)

High School

- Received 6A First Team All-Region honors as a kicker after his senior season
- Recognized with All-Premier Region First Team honors as a senior
- Made 10-of-11 field goals with a long of 47 yards while knocking through 67 of 70 extra points during his senior season
- Converted 99 of 105 extra point attempts in his two seasons on varsity



COACHES & STAFF

SUN DEVIL FOOTBALL

COACHES & STAFF

HEAD COACH





TODD GRAHAM

HEAD COACH

2013 PAC-12 COACH OF THE YEAR

From the moment he was introduced as Arizona State University's head football coach on December 14, 2011, Todd Graham made it clear he was a visionary. A throwback. A teacher who truly believes in the virtues of hard work, dedication and giving back.

He had a plan to infuse the program with a culture that was about winning in all facets of a student-athlete's life. Graham referred to it simply as, 'The Sun Devil Way.'

"Our goal as a program is that we are going to first and foremost bring out the best in every single person's character that's involved in our program," Graham said. "I'm not only interested in winning on Saturday... I want to win every day in every way. We will compete in the classroom as we compete on the field.

"On the field we're going to be passionate and disciplined. Discipline is the key to winning football games. We're going to be involved in the community. The greatest joy that I've had in my life is to learn to be a giver. . . I want our players to understand that family and character and bringing out the best and being a giver, that's what I call unique character, is giving every day."

Graham, the 2013 Pac-12 Coach of the Year, enters his sixth season at the helm of the Arizona State University football program. Under Graham's leadership, every phase of the Sun Devil football program has excelled.

On the field, Graham has led ASU to a Pac-12 South title, four bowl games and distinguished himself as one of three coaches in the history of the program (Frank Kush, Darryl Rogers) to have won 30 or more games (34) in his first four seasons.

Individually, Sun Devil football players have accounted for 51 All-Pac-12 awards, numerous All-American awards – including a pair of consensus All-Americans in Will Sutton and 2016 Lou Groza Award winner Zane Gonzalez – and more than 30 student-athletes have either been selected in the annual NFL Draft or signed NFL free agent contracts.

In the classroom, the Sun Devils have had an impressive 208 student-athletes receive academic honors, including 34 Pac-12 All-Academic citations under Graham. That total includes seven student-athletes who have garnered All-Pac-12 Academic First-Team honors. In 2015, ASU became the first school to have consecutive winners – quarterback Taylor Kelly in 2014 and quarterback Mike Bercovici in 2015 – of the Pac-12's Football Scholar-Athlete of the Year, awarded to senior student-athletes that are standouts both academically and in their sports discipline.

"Our team's academic performance and the honors they have earned are a reflection of how hard they have worked in the classroom," Graham said. "The fact we are accomplishing things that have never been done here is a testament to them as well as our academic support staff."

Graham's resolute commitment to help Sun Devil football be the best can also be seen in the recent reinvention of Sun Devil Stadium, a project which Graham has invested in both figuratively and literally. In September 2014, Graham and his wife, Penni, and

Vice President for University Athletics Ray Anderson and his wife, Buffie, each gave \$500,000 in personal funds to the Sun Devil Athletics Momentum fundraising campaign.

"I am out there every day asking our student-athletes, our student body, our fans and financial supporters to use their own initiative and to make a commitment to help build what brings us together as a Sun Devil community," Graham said. "Penni and I are just doing our part, and we couldn't be more pleased than to support all Sun Devil Athletics by giving back."

The three phases of the \$256 million project are set to be finished in 2018. The most recent stage of the reinvention to be completed – what Graham calls a 'game-changer' for the program – is the 118,669-square-foot student-athlete facility that the Sun Devil football team moved into in July 2017. The new building, which includes a 5,750-square-foot locker room, set a new standard for such facilities in excellence and innovation in fulfilling all the daily needs of student-athletes.

"It's a once-in-a-lifetime opportunity to get a chance to (build a facility like this)," Graham said. "A lot of great donors and supporters have provided this for us. We wanted to put ourselves in a position where we could build something special and build a championship-caliber program."

HEAD COACH

Throughout his time at ASU, Graham has been steadfast when stating his ultimate goal: to bring championships to Tempe. During Graham's tenure in Tempe, the Sun Devils have been close to fulfilling that vision on multiple occasions.

In 2014, Graham's Sun Devil squad posted a 10-3 record, including a 6-3 mark in Pac-12 play, a second-place finish in the Pac-12 South Division and a 36-31 victory over Duke in the Sun Bowl.

Tasked with replacing nine starters on defense, Graham led a unit that ranked near the top in the nation in sacks and tackles for loss, forced 27 turnovers and scored five touchdowns during the season.

On the other side of the ball, ASU finished the season ranked 16th in the nation in scoring offense and averaged more than 440 yards per game behind record-breaking quarterback and Pac-12 Scholar-Athlete of the Year, Taylor Kelly, 1,000-yard rusher, D.J. Foster, and 1,000-yard receiver, Jaelen Strong.

In 2013, Graham's Sun Devils brushed aside the prognostications from skeptics who felt that an early-season string of games against Wisconsin, Stanford, USC and Notre Dame would be a little bit too much

to overcome. Then, sitting with a 5-2 record after seven games and still very much in the race for the Pac-12 South crown, the Sun Devils would have their endurance and desire questioned again as they had to navigate their way through a stretch of three of their next four games on the road. In a hard-fought, 20-19 win at Utah, the Sun Devils dug deep and proved they had the toughness and resilience to fight through any challenge that lay before them.

That belief would serve them well two weeks later in a winner-take-all showdown at No. 14 UCLA. At stake: a trip to the Pac-12 Championship game. There would be no hesitation to seize the moment, as the Sun Devils ambushed the Bruins, jumping out to a 35-13 halftime lead. Despite its early dominance, ASU could not leave UCLA's Rose Bowl Stadium with a win until having to overcome yet another test.

A furious rally by the Bruins got them to within one score. Down 38-33 and with 3:21 remaining, the Bruins took over possession of the ball at their own 35. In a similar situation one year earlier, UCLA responded by taking the ball down the field for the game winning field goal. Despite Hollywood

being a short distance away, the Sun Devil defense ensured there would be no sequel on this day as a pair of critical sacks forced the UCLA offense into submission. And just like that, the Sun Devils were champions of the Pac-12 South.

One week later, ASU would keep possession of the Territorial Cup after blitzing Arizona 58-21. With the win, the Sun Devils clinched a berth in the 2013 Pac-12 Championship Game.

ASU outscored its opponents 146-42 on points off turnovers while posting a +15 takeaway number in 2013. ASU put points on the board following 75.8 percent of opponent turnovers (25-of-33) compared to just the 33.3 (6-of-18) percent clip ASU opponents scored off of Sun Devil turnovers.

The duo of defensive tackle Will Sutton and linebacker Carl Bradford combined to give ASU the most dynamic defensive tandem in the country as the two combined for 24.5 sacks and 44.0 tackles for loss in 2012. Their collective average of 1.92 sacks per game was the highest in the country by two players on the same team since the 2006 season. Bradford racked up 40.5 tackles for loss in two years under

Graham, tied for the fourth most by any player in the nation in that time.

Sutton became ASU's sixth winner of the Morris Trophy and the 18th consensus All-American and first since 2007. Sutton also became the fifth ASU player to win the Pac-10/12 Conference Defensive Player of the Year award. After accomplishing all of that as a junior, Sutton returned for his senior season and repeated as the Pac-12 Defensive Player of the Year and Morris Trophy Winner while adding numerous All-American accolades.

Although the 2013 Sun Devils would come up short of their ultimate goal of getting to and winning the annual Rose Bowl Game, they proved they had the right people on board. And leading that ship a captain in Graham, who was named the 2013 Pac-12 Coach of the Year.

"The honor says, 'Coach of the Year,' but it really should say 'Team of the Year,' because none of this would be possible without the work of our outstanding coaches – I'm very blessed to have tremendous teachers, men of great character that do a tremendous job – and the trust of our kids to believe what we are teaching them is going to take us where we want to go," said Graham.

In his first season at Arizona State, Graham guided the team to an 8-5 record as the program recorded its first winning regular season since going 10-2 in 2007. ASU ended the season with three straight wins for the first time since 1978 and just the 14th time in school history.

That season, ASU used a dramatic fourth-quarter comeback to defeat Arizona in Tucson and reclaim the Territorial Cup. The Sun Devils would go on to win a bowl game for the first time since 2005 and the 13th time in school history. Additionally, ASU was one of just four Pac-12 teams to win at least three conference road games (3-2) in 2012, doing so for just the fifth time in the program's Pac-10/12 history.

While known for leading programs that have annually been among the nation's leaders in offensive production, Graham gained national acclaim for his coaching prowess on the other side of the ball after leading defenses that helped West Virginia (2002) and Tulsa (2003) engineer two of the top single-season turnarounds in recent memory. With head-turning accomplishments like those, it is easy to see why Graham believes that defense wins championships.



HEAD COACH

Employing an approach that emphasizes excellent fundamentals and hard and disciplined play, the Sun Devils' extraordinary improvement on defense played a paramount role in the team's improvement in 2012. After finishing at or near the bottom of the Pac-12 in several defensive categories in 2011, the Sun Devils experienced an amazing reversal in 2012 as they led the conference in tackles for loss (No. 1 in the nation), pass defense (No. 3 in the nation), and pass efficiency defense (No. 10 in the nation) and finished second in the league in sacks (No. 2 in the nation), interceptions (No. 4 in the nation) and total defense.

Graham was named the 23rd head football coach in program history on December 14, 2011, arriving in Tempe from the University of Pittsburgh.

Graham became well-known on the national scene following a four-year stint at Tulsa (2007-2010), where he led the Golden Hurricane to a 36-17 mark, which included three bowl wins and three seasons of 10-plus wins. Tulsa was one of just 11 schools to post back-to-back 10-win seasons in 2007 and 2008.

The native of Mesquite, Texas, had seasons at Tulsa which included records of 10-4 (2007), 11-3 (2008) and 10-3 (2010) and in his final season, the Golden Hurricane won games at Notre Dame and then topped No. 24 Hawaii 62-35 in its own bowl game. The Notre Dame win was dubbed the biggest upset of the 2010 college football season by ESPN's Kirk Herbstreit.

One distinguishing characteristic of Graham-coached teams has been their propensity for lighting up the scoreboard. On two occasions, Tulsa led the nation in total offense (2007 at 543.9 yards per game and 2008 at 569.9 yards per game) and ranked fifth in 2010. His 2010 Tulsa team also led the nation in interceptions (24) and was third in turnovers gained (36). His 2007 squad not only led the nation in total offense at 543.9 yards per game, it set 29 school records, 15 conference marks and four NCAA records. Tulsa routed Bowling Green 63-7 in the GMAC Bowl, the largest bowl margin of victory in NCAA history.

Graham's 2008 team again led the nation in total offense (569.9 yards per game) while ranking second in scoring (47.2 points per game), fifth in rushing (268 ypg) and ninth in passing (301.9 ypg). His team finished 11-3, capped by another large bowl win, a 45-13 victory over No. 22 Ball State in the GMAC Bowl.

Including ASU's 62-28 win over Navy in the 2012 Kraft Fight Hunger Bowl, Graham's offense has enabled



three different teams (two at Tulsa) to score 60-plus points in a bowl game, making him the only coach to accomplish the feat multiple times.

Prior to taking the head job at Tulsa, Graham led Rice to its first bowl game in 45 seasons in 2006 and earned Conference USA Coach of the Year honors that same season.

Graham began his coaching career in 1988 as an assistant at Poteet High School/Middle School in Mesquite (1988-90) and then helped lead East Central University from a .500 program to NAIA national champions in his third year as he served as defensive coordinator from 1991-93. One year later, he was at Carl Albert High School in Midwest City, Okla., and then spent time from 1995-2000 at Allen High School in Allen, Texas. While at Allen, north of Dallas, he also served as athletic director and led a program that had no district wins in the year prior to his arrival to five playoff berths in six seasons (1995-2000).

Graham was hired as the linebackers coach at West

Virginia in 2001, and one year later he was promoted to defensive co-coordinator as the Mountaineers went from 3-8 to 9-4, the top turnaround in the country in 2002.

In 2003, Steve Kragthorpe hired Graham as the defensive coordinator at Tulsa. For the second time in as many years, a Graham-led defense proved instrumental in helping a program post the nation's best turnaround, as the Golden Hurricane went from 1-11 in 2002 to 8-5 in 2003. Graham's defenses would help lead Tulsa to a pair of bowl games before he moved on to take over the head job at Rice.

Graham was an all-state defensive back at North Mesquite High School and, after graduating in 1983, he played for East Central University in Ada, Okla., where he was a two-time NAIA All-American defensive back.

Born Dec. 5 1964, Graham earned his bachelor's and master's degrees in education from East Central University. He and his wife, Penni, have six children: Bo, Natalie, Hank, Haylee, Dakota and Michael Todd Jr.



SHAWN SLOCUM

ASSOCIATE HEAD COACH | SPECIAL TEAMS COORDINATOR/OLBS

Former NFL assistant and long-time college assistant coach Shawn Slocum was named Associate Head Coach/Special Teams Coordinator/Outside Linebackers Coach at Arizona State University in March 2015.

"Shawn has 25 years of coaching experience to his credit, with almost all of that coming at the elite college level." ASU head coach Todd Graham said when he announced Slocum's appointment. "We have enjoyed a high level of success, both offensively and defensively, and I have wanted to take our special teams play to a championship level. Shawn comes from a football family and he has coached and recruited at the highest competitive level."

After posting a number of impressive accomplishments in 2015, Slocum's special teams units performed at an even higher level in 2016. Leading the way was placekicker and 2016 Lou Groza Award winner Zane Gonzalez. Last season, Gonzalez became just the third player in the history of the Sun Devil football program to receive unanimous All-American honors after setting numerous NCAA records during his illustrious career. Last season, Gonzalez, who was selected by the Cleveland Browns in the seventh round of the 2017 NFL Draft, was fourth in the nation and first in the Pac-12 in field goals (23) and seventh in the nation and first in the Pac-12 in field goal percentage (92.0). Gonzalez made an FBS-leading 14 field goals from at least 40 yards and was a remarkable 7-for-9 on attempts from 50 yards or more. That mark, the second-most ever from long distance in an FBS season, includes the longest FG of the year, a 59 yarder that was also the kick to give him the all-time record for career points by a kicker.

Matt Haack turned in a brilliant campaign in 2016 as he finished 18th in the nation and third in the Pac-12 in punting (43.9). As a unit the Sun Devils finished fifth in the nation and second in the Pac-12 in net punting (42.0). Also contributing to ASU's outstanding special teams play last season was Tim White, who finished 10th in the nation in combined kick return yards (963/709 on kickoffs and 254 on punts). In addition, White (punt return) and DJ Calhoun (kickoff) both scored touchdowns on returns.

On the defensive side of the ball, Slocum's outside linebackers were led by Koron Crump, who led the Sun Devils in sacks in 2016 (nine for minus 68 yards) while recording three forced fumbles and three fumble recoveries. Crump, who was named to the Lott IMPACT Trophy Watch List for the 2017 season, also added an interception to go along with his 37 tackles (28 solos stops).

In 2015, Gonzalez continued to be among the best in the country as he finished the season second in the nation in field goals per game (2.0) and 10th in scoring (10.0 ppg). Also turning in a standout season was White, who finished second in the Pac-12 in kick return average (27.0). In addition, White was one of only five Pac-12 players to return a kickoff for a touchdown in 2015 and his 210 combined punt/kickoff return yards vs. West

Virginia in the Motel 6 Cactus Bowl were the most in a game by a Pac-12 player last season.

Slocum's coaching also helped Sun Devil linebacker Antonio Longino post an outstanding senior campaign that culminated with Longino earning Pac-12 Honorable Mention recognition. A two-time Pac-12 Defensive Player of the Week in 2015, Longino led the Pac-12 with 22.5 tackles for and 11 sacks, and ranked third in the FBS in tackles for loss and 11th in sacks. His 22.5 tackles for loss ranked as the sixth-highest single-season total in school history.

Slocum started his coaching career as a volunteer assistant at Texas A&M, under his father R.C. Slocum. In 1990, he served as a graduate assistant at the University of Pittsburgh, where he coached the defense. He returned to Texas A&M, coaching tight ends, linebackers, and special teams, from 1991 to 1997. From 1991 to 1993, Slocum helped the Aggies win three straight Southwest Conference championships. Between 1994-97, he coached two All-Americans – Shane Lechler and Lombardi Award winner Dat Nguyen – who both went on to play in the NFL.

During his seven-season coaching tenure at A&M, he was part of a staff that led the Aggies to five bowl games, including four Cotton Bowl Classic appearances. Texas A&M's record was 94-28-2 from 1991-1997. The 94 wins were the sixth-most in the country and also the most wins by any Texas Division I school in any decade.

From 1998-1999, Slocum coached at the University of Southern California, where he tutored Butkus Award winner Chris Claiborne, Zeke Moreno, and Markus Steele. He returned to A&M again and coached the secondary and special teams from 2000-02. In 2005, he became assistant head coach and linebacker coach at Ole Miss, where he coached star linebacker Patrick Willis.

On February 6, 2006, Slocum joined the Green Bay Packers, becoming the assistant special teams coach, and he was promoted to special teams coordinator in 2009. During his time in Green Bay, the Packers won Super Bowl XLV in 2010, 31-25 over the Pittsburgh Steelers in Arlington, Texas. The Packers also claimed five division championships (2007, 2011, 2012, 2013 and 2014), played in three NFC Championship games (winning one, 2010) and appeared in the NFL Playoffs seven times (2007, 2009, 2010, 2011, 2012, 2013 and 2014). Slocum also was invited to coach in three Pro Bowl games.

Shawn's father, R.C. Slocum, was head coach for Texas A&M from 1989 to 2002 and is the winningest coach in Texas A&M football history.



Born in Monticello, Arkansas, on February 21, 1965, Slocum graduated from Bryan High School in Bryan, Texas, in 1983 and attended Texas A&M University, where he played football as a linebacker. Slocum earned one letter with the team in 1984. He graduated with a B.S. in construction management in 1987 from the Texas A&M College of Architecture.

Slocum is currently married to the former Michelle Biehl and the couple has four children.

DEFENSIVE COORDINATOR

PHIL BENNETT

DEFENSIVE COORDINATOR



Phil Bennett, one of the most experienced defensive coordinators in college football today, joined Todd Graham's coaching staff as defensive coordinator on Jan. 11, 2017.

Bennett brings nearly 40 years of coaching experience to Tempe, including six seasons as the head coach at SMU (2002-2007) and eight stints as defensive coordinator at eight different schools. ASU's appointment as defensive coordinator is his ninth. Throughout his career, Bennett has overseen the growth of 54 different players that have gone on to NFL careers.

"Phil Bennett is a 39-year coaching veteran who brings a wealth of defensive knowledge to our staff," Graham said. "He's been a defensive coordinator at eight schools, including Baylor, Pittsburgh, Kansas State, TCU, Texas A&M, LSU, Purdue and Iowa State. He was the head coach at SMU for six seasons, so he knows first-hand what it takes to run a program. With that amount of experience in conferences such as the SEC, the Big 12, the Big Ten and the Big East he has had to game plan to defend every offense imaginable. He has been associated with successful defenses everywhere he's been. We are very fortunate to have him bring his level of experience to the Sun Devil program."

"I've known Todd Graham for a long time and I love his passion for the game of football," Bennett said. "It's like any situation in that I think I can help get ASU back to championship football. I've watched them play and I know ASU is not far away. The program has great support from its administration and fan base. I'm very excited to begin this part of my life."

From 2011-16, Bennett directed Baylor's defense that was a catalyst to the Bears' 57 wins in that span, including Big 12 titles in 2013 and 2014. Ten defensive players earned All-Big 12 honors for BU's 2015 squad that finished 10-3 and Russell Athletic Bowl champions, led by first-team All-American defensive tackle Andrew Billings and NFL draftee Xavien Howard (Dolphins). Billings was named Co-Big 12 Defensive Player of the Year and drafted by the Cincinnati Bengals.

Baylor's 2014 defense ranked among the top 10 nationally in turnover margin (seventh, 1.0/game), rushing yards-per-play (seventh, 3.15) and fourth-down conversions (fourth, .250) en route to a second straight Big 12 title. Led by NFL Draftee Bryce Hager (Rams), six Bears earned All-Big 12 honors and two were named Freshmen All-Americans.

The improved 2013 Baylor defense stepped up as a catalyst for the march to BU's first Big 12 championship. The Bears led the nation in three-and-outs (6.38 per game) and finished ninth in yards allowed per-play (4.75). They also led the Big 12 in two other categories: lowest completion percentage (48.2 percent) and fourth down conversions (.250).

Bennett's 2013 defense had seven players earn All-Big 12 honors, including All-American safety and NFL Draft pick Ahmad Dixon (Cowboys). Cornerback Demetri Goodson was also an NFL

Draft selection (Packers). Bennett was named a finalist for 2013 Defensive Coordinator of the Year by FootballScoop.

Baylor's 2012 defense, which featured five All-Big 12 honorees, played a huge role in BU winning five of its final six games. Over the final five regular-season games, Bennett's defense averaged 2.6 takeaways per contest. In its final game, a dominating 49-26 Holiday Bowl win over No. 17 UCLA, Baylor allowed just 33 yards on 28 rushing attempts and held the Bruins' offense to 1-of-17 on third-down conversions.

In his first season in Waco, Bennett's 2011 defense produced seven All-Big 12 performers, including second-team nose tackle Nicolas Jean-Baptiste. The Bears finished 10-3 and won the 2011 Alamo Bowl en route to a No. 12 final ranking. During a six-game winning streak to end the season, Bennett's defense accounted for 19 takeaways.

A native of Marshall, Texas, Bennett joined Baylor's staff in January 2011, following three seasons as defensive coordinator at Pittsburgh. In his final game at Pitt, Bennett led the Panthers as interim head coach to a victory in the 2011 BBVA Compass Bowl, a 27-10 win over Kentucky.

Pittsburgh finished 8-5 in 2010 and ranked eighth nationally in total defense under Bennett; 17th against the run and 22nd against the pass. Four members of Bennett's defense earned 2010 All-Big East honors, including defensive end Jabaal Sheard, who was selected as the league's Defensive Player of the Year. It marked the third consecutive year a Panther was tabbed as the Big East's top defender.

Pitt played in bowl games all three seasons during Bennett's tenure (2010 BBVA Compass, 2009 Meineke Car Care and 2008 Brut Sun). The Panthers' defense ranked 23rd nationally in 2009 (319.31 ypg) and 27th nationally in Bennett's first season in 2008 (317.2 ypg).

In 2009, Pitt led the nation in sacks (3.62 spg, 47 total), ranked 17th in rushing defense (106.31 ypg) and 19th in scoring defense (19.77 ppg). Six members of Pitt's defense were named to the 2009 All-Big East Team, including the Co-Defensive Players of the Year in defensive end Greg Romeus and defensive tackle Mick Williams.

Bennett joined the Panthers after serving as head coach at SMU from 2002-07. While rebuilding the program at SMU, Bennett improved the Mustangs' win total for three straight seasons, including his 2006 team that reached bowl eligibility and achieved the program's highest win total in a decade. That squad also received the American Football Coaches Association's (AFCA) 2006 Academic Achievement Award after SMU earned a 100-percent graduation rate for its freshman class of 2000-01.

Prior to SMU, Bennett was the defensive coordinator and secondary coach at Kansas State for three years (1999-2001) under Bill Snyder. During his tenure, the Wildcats finished among the nation's top five in total defense each season, including second in 1999 (235.0 ypg), fourth in 2000 (270.54) and third in 2001 (262.36).

Bennett's secondary units were equally impressive, finishing in the top 10 in pass efficiency defense each year. The 1999 Wildcats led the entire country in pass efficiency defense with an impressive 65.7 rating. They also topped the nation in turnover margin (1.55), collecting 21 interceptions and 17 fumbles. Two of his standouts in the secondary, Dyshod Carter and Jerametrious Butler, became just the second pair of KSU teammates to record 10 or more career interceptions. Both went on to play in the NFL.

In 1998, Bennett served as secondary coach and co-recruiting coordinator at Oklahoma as he helped the Sooners finish sixth nationally in total defense. In 1997, he was the defensive coordinator at TCU and helped the Horned Frogs earn their highest defensive rankings in five years.


Bennett was the defensive coordinator at Texas A&M from 1995-96 under R.C. Slocum. American Football Quarterly named him its 1995 "Defensive Coordinator of the Year" after the Aggies ranked in the nation's top 10 in every major defensive category, including total defense (third), scoring defense (third) and pass efficiency defense (second).

From 1991-94 Bennett coached at LSU, including his final three seasons as assistant head coach. In 1994, he was the Tigers' defensive coordinator. That season, LSU led the Southeastern Conference in every major defensive category and finished eighth nationally in total defense. Bennett's positional focus was the outside linebackers his first three seasons and the secondary his final year in Baton Rouge.

Prior to LSU, Bennett held defensive coordinator posts at Purdue (1987-90) and Iowa State (1984-86). In 1983, he coached linebackers at MacArthur High School in Irving, Texas, and in 1982 he coached TCU's tight ends and tackles. Bennett began his career at Texas A&M as a part-time defensive ends coach from 1979-80 before assuming a full-time position in 1981.

Bennett is a 1978 graduate of Texas A&M with a B.S. in education. He was an All-SWC defensive end for the Aggies, helping them earn invitations to the Sun, Bluebonnet and Liberty bowls during his career.

He and his wife Julie are the parents of four children, Sam (a football graduate assistant at ASU since 2016), Maddie, Katie (Baylor graduate and soccer letterwinner) and Megan.



BILLY NAPIER

OFFENSIVE COORDINATOR | QUARTERBACKS

Billy Napier, who spent the past five seasons as the wide receivers coach at the University of Alabama and is widely respected in the coaching profession as one of the most talented recruiters in college football, was named offensive coordinator/quarterbacks coach at Arizona State University on January 31, 2017.

Billy Napier, who spent the past five seasons as the wide receivers coach at the University of Alabama and is widely respected in the coaching profession as one of the most talented recruiters in college football, was named offensive coordinator/quarterbacks coach at Arizona State University on January 31, 2017.

Napier served an integral role in achieving national championships in 2011 and 2015 as part of the Alabama coaching staff and also coached in the 2016 National Championship game. He was instrumental in helping Nick Saban and Alabama achieve a 63-7 record in five seasons at Alabama (2011, 2013-2016) and was part of the great run of 26 consecutive wins from 2015-2016. In 70 games at Alabama, the Crimson Tide offense averaged 6.27 yards per play and 36.4 points per game.

As the youngest offensive coordinator in the country under Dabo Swinney at Clemson, Napier helped Clemson to an ACC Atlantic Division title in 2009. That season, the Clemson offense set the school record for most points in a season.

Known as one of the nation's most effective recruiters, Napier helped Clemson sign the No. 2 overall recruiting class in the nation in 2008.

Napier joined the Crimson Tide after serving as the assistant head coach and quarterbacks coach at Colorado State in 2012 for former Tide offensive coordinator Jim McElwain. Napier was an offensive analyst for the Crimson Tide in 2011.

In 2016, Napier's wide receiver corps were paced by ArDarius Stewart (selected by New York Jets in third round of 2017 NFL Draft) and Calvin Ridley. Ridley led the way with 72 receptions while Stewart had a team high 864 yards. Ridley added 769 yards and seven scores while Stewart caught 54 passes with eight scores. Graduate transfer Gehrige Dieter caught 15 passes for 214 yards and four scores while Cam Sims also hauled in 14 receptions for 152 yards.

Napier had to replace Amari Cooper in 2015 after the Tide's career receptions leader was taken No. 4 overall in the NFL Draft by the Oakland Raiders. Stewart, senior transfer Richard Mullaney and Ridley emerged as the Tide's go-to receivers after Robert Foster was lost in the third game to injury. Ridley led the team with a freshman-record 89 catches for 1,045 yards and seven touchdowns. Stewart added 63 catches for 700 yards and four touchdowns, while Mullaney had 38 catches for 390 yards and five scores.

Napier's 2014 unit was led by Alabama's first Biletnikoff Award winner in Cooper, who caught a school- and SEC-record 124 passes for a UA-record 1,727 receiving yards and 16 touchdowns. Cooper led the country in receptions (124), was second nationally in receiving yards (1,727), receiving touchdowns (16) and catches per game (8.9) while ranking third in yards per game (123.4). A Heisman Trophy finalist and



unanimous first-team All-American, Cooper smashed all of the Tide's career receiving marks with 228 receptions, 3,463 yards and tied the SEC record with 31 receiving touchdowns. Senior DeAndrew White (played for the San Francisco 49ers in 2015 and the New England Patriots in 2016) provided Alabama with a dangerous and reliable target opposite Cooper with 40 receptions for 504 yards and four scores.

In his first season as the Crimson Tide's receivers coach in 2013, Napier built a deep and talented group of wide outs. Alabama had four players with at least 32 receptions, led by Cooper's 45 catches for 736 yards. The wide receivers accounted for 72.1 percent of the passes caught in 2013 and 20 of the 30 passing touchdowns.

Kevin Norwood (with the New York Giants as of 2017) produced a career year with seven touchdowns and 568 receiving yards on 38 grabs. Jones also caught 36 balls for 349 yards and White hauled in 32 catches for 534 yards and four scores.

Napier spent the 2011 season on the Alabama staff as an offensive analyst, helping the Crimson Tide win the 2011 BCS national championship. The Tide ranked 16th in scoring offense, 30th in total offense and 17th in rushing offense in 2011.

Prior to Alabama, Napier spent seven of the previous eight years in two different stints at Clemson. During Napier's final two seasons at Clemson, he was the offensive coordinator and quarterbacks coach. At the age of 29, he became the youngest coordinator in the nation and in Clemson history. In his first season as Clemson's coordinator, the 2009 Tigers scored a school-record 436 points and collected 54 touchdowns (third-most in school history), averaged 5.73 yards per play (fourth best) and finished as the ACC Atlantic Division champions. Quarterback Kyle Parker was named a Freshman All-American and nine players Napier coached from 2009-10 went on to have careers in the NFL.

Napier also served as Clemson's recruiting coordinator from 2006-08. In those three seasons, he compiled two top-25 recruiting classes, according to Rivals.com, and in 2008, his class was tabbed as the second-best in the nation by ESPN.com. Known to his peers as a top recruiter, Napier signed several players

who went on to the NFL, including Kavell Conner, Crezdon Butler, Brandon Thompson and Marcus Gilchrist.

Napier was the 2007-08 tight ends coach at Clemson, helping lead the Tigers to two bowl games and a prolific offense. The 2007 season featured a 9-4 record and the ACC's highest-scoring offense. In his first year back with Clemson (2006), Napier worked primarily with the Tigers' tight ends but also was responsible for the punt team and assisted in several special-teams capacities. The 2006 Tigers led the ACC in total offense, rushing and scoring offense, advancing to the Music City Bowl.

Clemson averaged 410.9 yards per game and 32.7 points, more than doubling its opponent's totals. Tight end Hunter Thomas started all 11 games for the Tigers, averaging 19.1 yards per reception. Michael Palmer, who Napier coached for three seasons, went on to the NFL. He also worked with the special teams units, helping develop one of the most talented players in Clemson history, C.J. Spiller.

In 2005, Napier spent one season as the quarterbacks coach and play caller at South Carolina State. The Bulldogs finished the year 9-2 and ranked among the nation's best in several offensive categories, including rushing (12th), passing efficiency (15th) and scoring offense (17th). S.C. State also had the country's fourth-best turnover margin, committing only 11 turnovers, roughly one-third of the total from the previous season (32). Napier developed Cleve McCoy and molded him into the MEAC Player of the Year. He also recruited offensive tackle Johnny Culbreath, who became a unanimous All-America selection and was drafted by the Detroit Lions.

Napier began his coaching career as an offensive graduate assistant at Clemson in 2003-04, during which the Tigers won nine games, including the Peach Bowl against Tennessee. The following season, Napier served as a graduate assistant on defense, and gained his first experience with recruiting off the field.

As a player, Napier was a four-year letterwinner and two-time All-Southern Conference selection as the starting quarterback at Furman. The Paladins won two conference championships and in 2001, Napier's junior year, advanced to the Division I-AA national championship game, losing to Montana. He completed 64.8-percent of his career passes, setting a school record. As the team captain during a record-setting senior season, Napier amassed 2,475 passing yards, also a Furman record, and was a finalist for the Walter Payton Award, given annually to the nation's most outstanding FCS offensive player.

Napier grew up in Chatsworth, Ga., and graduated from Murray County High School in 1998. He is married to the former Ali Gunn and the couple has a daughter, Annie, and sons, Sammy Nelson and Charlie. He earned his bachelor's degree in health & exercise science from Furman in 2002.

ASSISTANT COACH

KEITH PATTERSON

ASSISTANT COACH | LINEBACKERS/DEFENSIVE SPECIAL TEAMS

Long-time coaching veteran Keith Patterson enters his fourth year on the Sun Devil coaching staff. In 2017 Patterson's role will be more concentrated on working with the Sun Devil linebackers and defensive special teams after serving as defensive coordinator from 2014-16.

Last season, Patterson's guidance was instrumental in the standout performances turned in by linebackers Koron Crump and DJ Calhoun. Crump led the Sun Devils in sacks in 2016 (nine for minus 68 yards) while recording three forced fumbles and three fumble recoveries. Crump, who was named to the Lott IMPACT Trophy Watch List for the 2017 season, also added an interception to go along with his 37 tackles (28 solos stops). Calhoun was the team leader with 77 tackles, was tied for the team lead in tackles for loss and was second to Crump in sacks with 4.5.

Patterson also had a big hand in the Sun Devils special teams success last season as ASU finished fifth in the nation and second in the Pac-12 in net punting (42.0).

Patterson's defense helped the Sun Devils post 111 tackles for loss in 2015, with an average of 8.5 tackles per loss per game that ranked third nationally and first in the Pac-12. ASU averaged 3.54 sacks per game in 2015, a total that ranked first in all of the FBS. ASU forced 370 negative or no-yardage plays out of 967 run by the opposition (38.3 percent).

The 2015 season saw Patterson put together one of the elite linebacking groups in the Pac-12 with his starting trio of Salamo Fiso (99), Christian Sam (96) and Laiu Moeakiola (44) finishing first, second and sixth on the team in total tackles and accounting for over 30 percent of the team's tackles on the season.

Fiso would go on to earn All-Pac-12 accolades while racking up a career-best 20.0 tackles for loss, good for sixth nationally. He finished second in the Pac-12 and 12th nationally in averaging 6.0 solo tackles per game.

Under the direction of Patterson, the 2014 Sun Devil defense finished sixth in the nation in turnover margin at plus-14 and led the Pac-12 with 14 interceptions. Patterson mentored linebackers Calhoun, Fiso and Moeakiola to third-team All-Pac-12 honors, and Calhoun was named a freshman All-American. Patterson's linebacker group combined for 16 of the team's 39 sacks and also produced three of the team's top five tacklers.

Patterson came to ASU from West Virginia University, where he served as the defensive coordinator and linebackers coach in 2013 and as the co-defensive coordinator and linebackers coach in 2012. ASU head coach Todd Graham and Patterson have a professional and personal relationship that goes back to East Central University where they were college roommates.

Patterson, who has coached in nine college bowl games, mentored West Virginia linebacker Isaiah Bruce, who was named to three freshman All-America teams and two All-Big 12 teams in



2012 after ranking second on the team in tackles with 94, fourth in tackles for loss with 6.5 and first on the team in fumbles recovered with two. He also tied for the team lead in interceptions.

In 2011, Patterson served as Graham's defensive coordinator and linebackers coach at the University of Pittsburgh. That Pitt defense was ranked No. 3 nationally in quarterback sacks (3.31), tied for No. 12 in tackles for loss (98), No. 14 in defensive third-down efficiency (32.98), No. 21 in rushing defense (116.9), No. 35 in total defense (350.62) and No. 38 in scoring defense (22.4). The defense placed five players on the All-Big East Team and featured one All-American. Patterson served as the interim head coach for the BBVA Compass Bowl against SMU when Graham left for Arizona State.

Patterson coached at the University of Tulsa from 2003 until 2010, where he tutored some of the most productive and accomplished defenders in the school's football history. Patterson began by coaching linebackers in 2003 and then added the title of defensive coordinator from 2006 through 2010. In 2010, he helped mold a defense that led the country in interceptions (24) and ranked third in turnovers gained (36). Facing the nation's top passing offense in Hawai'i in the 2010 Hawai'i Bowl, Tulsa's defense forced five interceptions and six total turnovers en route to a victory over the No. 24 Rainbows.

The win was the Golden Hurricane's 36th over a four-year span and marked the program's third consecutive bowl triumph. His star pupils included first-team All-Conference USA performers Nick Bunting, Chris Chamberlain and Nelson Coleman. The three rank among the top 10 tacklers in school history, a list topped by Coleman who had an impressive 413 career stops. Bunting

finished his career as one of the most decorated linebackers ever at Tulsa. He was named the Conference USA Defensive Player of the Year in 2006 and the Western Athletic Conference (WAC) Newcomer of the Year in 2003. Chamberlain, who finished fifth in Tulsa history with 352 tackles, was drafted by St. Louis in 2008 and spent four seasons with the Rams.

Prior to his college coaching experience, Patterson spent 16 years coaching high school football in Oklahoma and Texas. He spent two years (2000 and '02) with Graham as linebackers, defensive backs and special teams coach at Allen (Texas) High School. He also coached at Allen High School from 1995-96. Before that, he was the head football coach at Ardmore (Okla.) High School for three seasons (1997-99). At Ardmore, Patterson led his team to the District 5A-1 Championship in 1999, while earning district coach of the year honors. In 1994, Patterson was the head coach at Edmond Santa Fe (Okla.) High School. Prior to that, he served as defensive secondary coach at Edmond Memorial High School for two seasons (1992-93). He began his high school coaching career in 1988 at Altus (Okla.) High School, where he coached the outside linebackers and defensive backs for four years. He helped lead Altus to a state runner-up finish in Class 4A, while helping Edmond Memorial to a Class 6A runner-up finish in 1993.

Patterson earned his bachelor's degree in health, physical education and recreation from East Central (Okla.) University in 1986. He was a four-year letterman at defensive back for ECU and later served his alma mater as a graduate assistant coach. He earned his master's degree in kinesiology and sport studies in 2003 from Texas A&M University-Commerce.

Patterson and his wife Melissa have three daughters and one son.



T.J. RUSHING

ASSISTANT COACH | DEFENSIVE BACKS

T.J. Rushing, a Stanford alum and Super Bowl champion with the Indianapolis Colts, joined Todd Graham's coaching staff as defensive backs coach on January 15, 2016.

"T.J. will be a great asset for us on the field, in recruiting, and around the community," ASU head coach Todd Graham said when he announced the hire of Rushing. "He understands the importance of being a well-rounded student-athlete, and knows what it takes to excel at the highest level as he was an all-conference-caliber player at Stanford and spent five years in the National Football League. He's also shown he's a proven winner by being a part of a Super Bowl championship team, two American Football Conference championships with the Indianapolis Colts and a Rose Bowl win with Stanford (in 2015)."

Rushing graduated from Stanford University in May 2006 with a Bachelor of Arts degree in Political Science.

Rushing rejoins the Sun Devils after he served on Coach Graham's staff for two seasons (2012-13), including one season as a defensive graduate assistant working with the secondary and one year in a defensive quality control role.

"I'm honored and excited for the opportunity to again work with Coach Graham and the Sun Devil Football program," Rushing said. "I'm a huge believer in the vision Coach Graham has for this program and it's always fun and exciting to be a part of a great defensive staff full of like-minded individuals striving for a common goal. Another reason I'm excited to be back in Tempe is the opportunity to work with the great group of student-athletes we have here. I'm excited for the future of these young men on and off the field."

Rushing was a part of an Indianapolis Colts team that won Super Bowl XLI and AFC championships in 2006 and 2009. He collected 1,290 return yards and a punt return for touchdown with the Colts from 2006-09. He also spent part of the 2010 season with the Detroit Lions.

Prior to his second stint at ASU, Rushing spent the 2015 seasons as a defensive assistant for Stanford. Rushing worked primarily with the cornerbacks where he mentored All-Pac-12 cornerback Ronnie Harris and helped the Cardinal to a 12-2 season and a Rose Bowl victory.

Rushing coached the cornerbacks at Northern Arizona University during the 2014 season. He mentored a pair of All-Big Sky Conference cornerbacks in Blake Bailey and Marcus Alford, who earned first-team recognition.

While at ASU in 2012, Rushing worked with a secondary that led the Pac-12 in passing defense and passing efficiency defense, ranking third in the nation in the former (167.92 yards per game) and 10th in the nation in the latter (105.45). All four starting defensive backs earned All-Pac-12 honors, including cornerbacks

Deveron Carr and Osahon Irabor and safeties Alden Darby and Keelan Johnson, who combined for eight interceptions on the year.

A two-time All-Conference honoree, including a first-team specialist as a junior, Rushing is one of the top kick returners in Cardinal history as he tallied 1,409 career return yards and 27.1 yards per return, the second and third, respectively, marks in school history.

Rushing played in 43 career games with 19 starts at cornerback and had three career kickoff returns for touchdowns, four interceptions, and 147 tackles, including 13.0 for loss and

4.0 sacks, as well as 14 passes defended, four forced fumbles, one fumble recovery and two blocked kicks.

Rushing was also a member of the Stanford track and field team from 2003-04 and competed in the 100m, 400m relay and 1600m relay. He ran the leadoff leg on Stanford's 400m relay team in 2004 that broke the long-standing school record with a time of 39.71 and posted a 10.68 in the 100m.

Rushing, who is from Pauls Valley, Oklahoma, and his wife, Taylor, have one daughter, Mora.



ASSISTANT COACH



JOHN SIMON

ASSISTANT COACH | RUNNING BACKS

John Simon, a veteran of the NFL, and former motivational speaker, high school coach and administrator, enters his second season as running backs coach at Arizona State University.

In Simon's first season working with ASU's ball carriers, the Sun Devils accounted for 27 touchdowns on the ground, eight more than the 2015 squad. Only three other times since 1996 did ASU rush for as many or more scores than last year's team. Kalen Ballage finished 26th in the nation and second in the Pac-12 with 14 rushing touchdowns. In an early season win over Texas Tech, Ballage tied an FBS record with eight total touchdowns (seven rushing, one receiving). He also tied the FBS record for touchdowns in a quarter with four in the second quarter of the contest. Ballage (44 receptions), and backfield mate Demario Richard (17 receptions), were also effective catching the ball as both backs tallied double-digit receptions totals.

"John has a familiarity with our system, knows what it takes to be successful, and has learned from the best coaches in our business, including Joe Gibbs, Steve Spurrier, Jeff Fischer, Hue Jackson, and Gary Crowton," ASU head coach Todd Graham said when he

announced Simon's appointment. "With his background as a high school coach and administrator, John understands the importance of developing the character of our young men, not only their athletic ability, and has shown a dedication to improving the communities around him."

Prior to arriving in Tempe, Simon spent three seasons at Southern Miss before he was hired as the wide receivers coach at Louisiana-Lafayette on Feb. 5, 2016.

Simon mentored a pair of 1,000-yard rushers at Southern Miss in 2015 and the Golden Eagles were one of just five programs in the Football Bowl Division to have two running backs collect at least 1,000 yards on the ground.

"I'm excited to be a part of the history and the culture here," Simon said. "What coach Graham stands for and what he has accomplished here in four years is what I want to be a part of. Coach

Graham believes in the complete student-athlete and that is what I believe in, both on and off the field. He believes in building relationships with recruits, parents and student-athletes. This is a natural fit for me, especially to be coaching running backs. I am so thankful for the opportunity."

Under Simon's tutelage, running backs Jalen Richard and Ito Smith combined for more than 3,000 total yards, including 2,200 yards on the ground, and 29 total touchdowns in 2015 en route to Conference USA first- and second-team honors, respectively. Smith ranked 18th in the nation with 134 all-purpose yards per game in 2015. Simon also had a knack for involving his running backs in the passing game as evidenced by the more than 800 combined receiving yards out of the backfield in 2015.

Simon was part of an offensive coaching staff that helped the Golden Eagles break five major offensive single-season school records in 2015, and notch a 10-win season that included a Conference USA West Division title and a berth in the Zaxby's Heart of Dallas Bowl against the University of Washington.

Simon spent three years in the National Football League, including the 2002 season with the Tennessee Titans and 2003-04 season with the Washington Redskins.

Following his professional football career, Simon worked as a motivational speaker geared toward at-risk youth through his non-profit organization I.M.A.G.E., which focused on improving minority areas.

Prior to his time at USM, Simon spent five years (2008-12) in a variety of roles at Franklin D. Roosevelt High School in Dallas, including position coach, coordinator, head coach, and athletics director. Simon began his coaching career as receivers coach at the school in 2008 before he moved to the other side of the ball as the defensive coordinator and secondary coach in 2009. He became the special teams coordinator, secondary coach, and assistant athletics director in 2010, and was the interim head coach and athletics director the following season. He made the move into administration full time in 2012 as the school's athletics director.

Simon has participated in the NFLPA Coaching Symposium and NFL-NCAA Coaches Academy, and is active at numerous seminars across the country, including the THSCA Coaches Convention and AFCA Coaches Convention.

Simon gained more than 4,800 all-purpose yards and caught a pass in a then-NCAA record 36 consecutive games as a four-year starter at Louisiana Tech University from 1998 through 2001. He helped lead the Bulldogs to the program's first Western Athletic Conference Championship and bowl appearance in 11 years as a senior in 2001. Simon, who moved to wide receiver as a senior, received the 2001 Humanitarian Award at the Humanitarian Bowl and was a recipient of the Louisiana Tech President's Award.

Simon and his wife, Cecelia, have two children, John IV and James.





ROB SALE

ASSISTANT COACH | OFFENSIVE LINE

Rob Sale, a veteran of 11 years of offensive line coaching, including stints at Georgia and Alabama, was named offensive line coach/running game coordinator at Arizona State University on February 15, 2017.

Sale arrived at ASU from Louisiana-Monroe, where he served as offensive line coach in 2016. Last year, the Warhawks ranked third in the Sun Belt Conference in rushing, averaging 181.3 yards per game, while finishing in the upper half of the 11-team league in fewest quarterback sacks allowed (19).

Sale previously served as offensive line coach at Georgia in 2015, where the Bulldogs averaged 375 yards total offense per game. Prior to his tenure in Athens, Sale also served as offensive line coach at McNeese State in 2012 and 2013, adding the duties of co-offensive coordinator in 2014. He also served as Strength and Conditioning Assistant and Offensive Analyst at Alabama for five seasons (2007-11).

In 2015 the Georgia offensive line – led by All-SEC First-Team offensive tackle John Theus – paved the way for more than 190 rushing yards per game as part of the overall 375 yards in total offense per game.

Before joining the staff at Georgia, Sale spent three seasons at McNeese State. In 2014, the Cowboys offense averaged 32.4 points per game, 396.5 total yards per game, 221.9 yards per game rushing and 174.6 yards per game passing.

In 2013, Sale help mold the offensive line into one of the best in the league despite having two players switch from the defensive side. Three of the five starting linemen earned All-Southland Conference honors - Arinze Agada (First Team), Quentin Marsh and Nick Gorman (Honorable Mention). Agada was named the Southland Conference's Offensive Lineman of the Year, earned Southland Conference All-Academic honors, was named a FCS ADA Academic All-Star, earned First Team All-Louisiana honors, and was named to four postseason All-America teams (Associated Press, Sports Network, College Sports Madness, Beyond Sports Network).

Sale began his coaching career in the high school ranks as the offensive line coach at Catholic High of Pointe Coupee in 2006. He then made his way to Alabama serving as a strength and conditioning assistant and offensive analyst (2007-11) before joining the staff at McNeese State.

Sale was a four-year letterwinner and two-time All-State selection (junior and senior seasons) as an offensive lineman at Neville High School. He played collegiately at LSU where he appeared in 35 career games with 25 starts, including 13 at right guard as a senior in 2002. As a junior he saw starting action at both center and guard when the Tigers won the SEC title. During his sophomore season, he appeared at left guard where he started the final five games of the regular season as well as the Peach Bowl.

Sale and his wife Amanda have two sons, Tripp and Briggs.



CO-OFFENSIVE COORDINATOR



**ROB
LIKENS**

CO-OFFENSIVE COORDINATOR | WIDE RECEIVERS



Rob Likens, a 25-year veteran of the college football coaching ranks and a former assistant coach in the Pac-12 Conference, enters his first season on Todd Graham's staff as wide receivers coach.

"Rob brings a wealth of experience and knowledge to our staff," Graham said. "Rob has developed a long list of wide receivers in his career, seven of which are currently in the NFL, and I look forward to him working with our special group. I'm excited about his Pac-12 Conference experience at Cal and his familiarity with the league."

"When I was at Cal, ASU was a school that I viewed as a place I would like to work someday," Likens said. "It's an elite program with great people, brand new facilities and its all part of a world-class university. When I met with Coach Graham and heard his vision for the program and especially for the development of young men I was completely on board. I can't wait to get there to begin recruiting and work with the players."

Likens currently has seven former players in the NFL at the wide receiver position, including Bryce Treggs (Philadelphia Eagles/California), Kenny Lawler (Seattle Seahawks/California), Chris Harper (New York Jets/California), Maurice Harris (Washington Redskins/California), Trevor Davis (Green Bay Packers/California), Quinton Patton (San Francisco 49ers/Louisiana Tech) and Myles White (New York Jets/Louisiana Tech).

A veteran orchestrator on the offensive side of the ball, Likens joined Kansas football head coach David Beaty's staff in the role of offensive coordinator in January 2015. Likens, who has 25 years of experience of collegiate coaching to his credit, served as the offensive coordinator at five different schools prior to arriving in Tempe.

Likens went to KU in 2015 after completing his second season as the assistant head coach and outside receivers coach at the University of California with Sonny Dykes in 2014, and his first with the additional responsibilities of passing game coordinator.

In 2014, Likens' Cal passing game, led by the 2016 NFL Draft No. 1 pick Jared Goff, ranked sixth in the NCAA in passing yards with 346.0 yards through the air per outing on its way to rewriting the Golden Bear single-season passing yardage record in 2014 with 4,152 yards. Additionally, three of Likens' top four receivers were Biletnikoff Award candidates in Chris Harper, Kenny Lawler and Bryce Treggs.

Cal's passing game during Likens' first season with the Golden Bears in 2013 set single-season school records for passing yardage (3,977), pass completions (368) and pass attempts (622), while also establishing new single-game marks during the campaign for passing yardage (521 vs. Washington State) and pass attempts (65 vs. Northwestern).

Treggs' 77 receptions in 2013 ranked fourth on the school's all-time list while Harper's 70 were seventh to give the duo 147 combined catches and make the duo the second-most productive single-season pass catchers in school history behind only the 160 recorded by current NFL players Keenan Allen (98) and Marvin Jones (62) in 2011.

Prior to his arrival in Berkeley, Likens served as an assistant head coach and wide receivers coach at Louisiana Tech from 2010-12, including a final campaign in Ruston in which Louisiana Tech posted a 9-3 record and led the nation in scoring offense and total offense by averaging 51.50 points and 577.92 yards of total offense per game.

Likens coached 2012 second-team AP All-American and Biletnikoff Award semifinalist Quinton Patton, who was a major contributor to the team's prolific scoring offense and currently a member of the San Francisco 49ers after being selected in the fourth round of the 2013 NFL Draft.

Likens directed one of the most potent wide receiver corps in the country in 2012 led by Patton, who paced the Western Athletic Conference in both per-game receiving yards (116.00 ypg) and receptions (8.67 rpg), while ranking fourth and fifth in the nation, respectively. He finished with totals of 104 receptions, 1,392 receiving yards and 13 touchdown catches.

In addition to leading the country in scoring offense and total offense with a unit that posted the fifth-highest per-game scoring average ever by a team in the Football Bowl Subdivision (FBS), Louisiana Tech was among the NCAA's top 20 in 2012 in passing offense (3rd, 350.75 ypg), fewest sacks allowed (7th, 0.83 spg), turnover margin (10th, +1.08 per game) and rushing offense (18th, 227.17 ypg). The Bulldogs scored more than 40 points in 11 of 12 games and over 50 points on eight occasions.

Likens coached a group of receivers in 2011 that registered 3,229 receiving yards with 21 touchdown catches during a campaign that included a stretch of seven consecutive wins and a WAC championship. Patton, a 2011 Biletnikoff Award Watch List member, finished the season with 1,202 receiving yards and 11 touchdown catches while becoming the first Bulldog receiver to reach 1,000 yards receiving since 2000.

In his first year at Tech in 2010, Likens oversaw a receiving corps that helped the Bulldogs improve from a No. 91 national ranking in passing offense in 2009 to No. 62 in 2010 despite a revolving door at quarterback through the first third of the season.

Prior to his three-year stint at Louisiana Tech, Likens served for four seasons as the offensive coordinator and quarterbacks coach at Central Connecticut State (2006-09) and led the Blue Devils to more wins than in any other four-year period in school history.

CCSU had winning records during each of Likens' four seasons, capped off with a 9-3 mark in 2009 that included a Northeast Conference title and an appearance in the Gridiron Classic, as he coached the ground game to a top-10 national ranking among Football Championship Subdivision (FCS) schools each year.

Under Likens' guidance, the Blue Devils led the conference in scoring offense two times, had three undefeated home records and averaged just under 30 points per game in four seasons (29.1

ppg). Likens coached a pair of 1,000-yard rushers, Walter Payton Award finalists, All-America running backs and NEC Offensive Players of the Year in Justise Hairston and James Mallory.

The Blue Devils averaged 239.18 yards per game on the ground in 2008 to rank seventh in the FCS when the team also paced the Northeast Conference in scoring offense, averaging 30.0 points per game. Mallory rushed for 1,520 yards and earned second-team All-NEC honors, becoming the second player in school history to crack the 1,500-yard mark in rushing.

In 2007, CCSU led the NEC in both per-game total offense (387.7 ypg) and rushing offense (257.6 ypg), ranking 10th nationally in the latter.

The Blue Devil offense set numerous school records in 2006, including single-season total yards (4,271) and rushing yards (3,150). CCSU led the nation in rushing yards per game (284.9 ypg) and finished 10th in total offense (386.8 ypg). As a team, CCSU set new single-season marks with 42 rushing touchdowns and 51 touchdowns overall in 11 games.

Hairston set the school's single-season record and was the nation's leading FCS rusher in 2006 with 1,847 yards. He earned AP All-America, AFCA All-America, Sports Network Mid-Major All-America and NEC Offensive Player of the Year honors that season. Hairston was eighth in the final Walter Payton Award balloting, played in the Hula Bowl and Texas vs. the Nation Game, and was a sixth-round pick of the New England Patriots in the 2007 NFL Draft.

In all, CCSU's offense produced eight team records and six individual and single-game marks under Likens. He coached four-first team All-NEC selections, four second-team All-NEC choices and five NEC Offensive Player of the Week honorees, giving him 13 all-conference picks in his four seasons.

Prior to joining Central Connecticut State, Likens spent two seasons as the offensive coordinator at Southeast Missouri State (2004-05), where he also worked specifically with the team's quarterbacks and wide receivers. He spent six campaigns at both Temple (1998-2003) as the wide receivers coach and North Alabama (1992-97), where he worked with the running backs for the first season of his tenure and the wide receivers for his final five. At North Alabama, he helped the Lions become the first program in NCAA scholarship football to win three consecutive national championships, a feat that no other Division II school has ever accomplished and that has only since been replicated by FCS schools Appalachian State (2005-07) and North Dakota State (2011-13).

Likens played collegiate football as a wide receiver at Mississippi State, earning his bachelor's degree and graduating cum laude in 1990 in math education. He earned his master's degree in math education from North Alabama in 1995.

Likens and his wife, Soni, have one son, Cutter.



MICHAEL SLATER

ASSISTANT COACH | DEFENSIVE LINE

Michael Slater was named defensive line coach at Arizona State University on February 15, 2017.

Michael Slater was named defensive line coach at Arizona State University on February 15, 2017.

Slater arrived at ASU from Kansas where he served as defensive line coach in 2016. Under Slater's tutelage, the Jayhawk defensive line helped Kansas' defense top the Big 12 Conference in pass defense (219.8 yards per game) and lowest opponent third-down conversion percentage (35.6). Slater coached defensive end Dorance Armstrong Jr., who, as a sophomore, became the first unanimous all-Big-12 Conference selection in KU Football history.

Slater joined the KU program after four-year stint as defensive line coach at Rice. In his time with the Owls, Slater saw his defensive front become a disruptive force that was instrumental in the Owls newfound success.

In April 2015, Slater saw Christian Covington selected by the Houston Texans, becoming the third Owls defensive line product to be drafted in his combined tenure on the Owls' staff. As a graduate assistant at Rice from 2008-10, Slater mentored future pros Cheta Ozougwu and Scott Solomon. In addition, 2014 Rice senior Zach Patt earned an invitation to the Arizona Cardinals rookie camp.

In 2014, Rice set a school record with 39 sacks, and Patt set a single-game mark with five vs. FIU. In his four seasons at the helm of the Rice defensive front, Slater's group combined for 84 of the Owls 103 sacks, forced 28 fumbles and recovered 18.

In his first stint with the Owls, Slater earned a Master's of Liberal Studies degree during his three-year tenure while working

with the defensive line. After his graduation in the spring of 2011, Slater spent one season as the defensive line coach at Angelo State before returning to Rice.

Slater coached at the high school level in the Houston area for 12 years, first at Alief Hastings for five seasons, before moving on to Alief Taylor for seven years. He coached the defensive line and also coordinated special teams. As the defensive line coach at Taylor, he coached future Rice player and Chicago Bear Cheta Ozougwu.

Slater, who has one son, Kyle, began his coaching career while attending Southwest Texas State (now Texas State), where he served as a student assistant coach in 1993 before graduating with a degree in agriculture/animal science.





SHAWN GRISWOLD

HEAD COACH OF SPORTS PERFORMANCE

Shawn Griswold enters his sixth season as the Arizona State University head coach of sports performance. Griswold came to ASU from the University of Pittsburgh, where he was one of Sun Devil head football coach Todd Graham's first hires upon taking over the ASU program. Graham has called Griswold "the best strength and conditioning coach in America."

Prior to joining the Pitt staff, Griswold spent three seasons as the Director of Strength and Conditioning at Tulsa under Graham. Griswold's efforts were instrumental in helping Tulsa field one of the country's most explosive teams over the past decade. The highly-conditioned Golden Hurricane averaged nearly 80 plays a game in 2010, ranking fifth nationally in total offense, sixth in scoring and 15th in rushing yards. Tulsa's mentally tough defense ranked third in turnovers forced.

Griswold had two stints at Tulsa (2004-06 and 2008-10) as Director of Strength and Conditioning. During that time, the

Golden Hurricane earned four bowl berths and captured the 2005 Conference USA championship. In addition to working with the football team, he also had oversight of the entire strength and conditioning program for Tulsa athletics. He spent the 2007 season in Louisville as an assistant strength and conditioning coach for the Cardinals.

Prior to Tulsa, Griswold spent five years as head strength and conditioning coordinator at his alma mater, Utah State. He oversaw the athletic development for 16 varsity sports and was directly responsible for designing

the strength and conditioning programs for football, basketball and volleyball.

A former football student-athlete at USU, Griswold's career began as a graduate assistant coach for the Aggies before he was promoted to Assistant Strength and Conditioning Coordinator.

Griswold earned both his bachelor's and master's degrees from Utah State. He received a bachelor's degree in exercise science in 1996 and a master's of science degree in 1998.



TIM CASSIDY

SENIOR ASSOCIATE ATHLETICS DIRECTOR OF FOOTBALL

Tim Cassidy joined the Arizona State University football program as the Senior Associate Athletic Director of Football in January 2012. Cassidy spent the previous four seasons as the Associate Athletic Director for football at Texas A&M University and is widely considered one of the top football administrators in the country.

Cassidy had 23 years of experience at Texas A&M rising from graduate assistant to recruiting coordinator, to assistant athletic director, to associate athletic director. During his career at Texas A&M, Cassidy was part of several championship teams including the 1985 and 1986 Southwest Conference Champions, the 1991, 1992 and 1993 Southwest Conference Championship squads, as well as the 1997, 1998 and 2010 Big 12 South title teams and the 1998 overall Big 12 Champion unit.

Cassidy coordinated travel, recruiting, budget and staffing for the football office, assisted with scheduling and oversaw the compliance, strength and conditioning, equipment and academic support units regarding football and he supervised the football support staffs.

Cassidy served as the associate athletic director for football at the University of Nebraska before his most recent stint with the Aggies. In addition to working with the football staff and assisting in recruiting efforts, Cassidy was a key member of the athletic administration with the Huskers.

With more than 30 years of experience working in college football, Cassidy was instrumental in the planning of the Tom and Nancy Osborne Athletic Complex that houses the Nebraska football team, coaches' offices, training room, weight room and administrative offices. He also assisted with the planning for the Texas A&M Bright Football Complex and the Nye Academic Center - a \$28 million venture. The Bright Complex houses all of the football areas while the Nye Academic Center is an

academic area for all Aggie student-athletes. Most recently, Cassidy was involved in the planning of the Sun Devil football team's new Student-Athlete Facility that opened in July 2017.

Cassidy had three tours of duty with the Aggies. He came to A&M from Morningside College where he was an assistant football coach from 1981-83. He joined Jackie Sherrill's Texas A&M staff as a graduate assistant in recruiting in 1983-84 and was promoted to recruiting coordinator in 1985-86. Cassidy was also the recruiting coordinator at the University of Florida from 1987-88.

Cassidy and his wife Nancy have three children: Ryan (32), Austin (29) and Danielle (27). His wife is a senior accounting lecturer at ASU's W.P. Carey School of Business.



DONNIE YANTIS

ASSISTANT ATHLETICS DIRECTOR, RECRUITING

Donnie Yantis was named Assistant Athletic Director for Recruiting in April 2016.

"I am very excited to work with Donnie in our recruiting efforts as I believe he will bring a special skill set to that position," ASU head coach Todd Graham said when he announced Yantis' hire.

Prior to joining the Sun Devil football program, Yantis was head football coach for two seasons at Arizona Christian University where he developed the program in its first season as a NAIA college football program. He was responsible for hiring an entire coaching staff, along with recruiting an entire football team in his first year.

Yantis' 14 seasons as the head coach at Paradise Valley High School in Phoenix also assisted him in building

relationships with Arizona high school football coaches, helping with the recruitment process.

In 2015, Yantis was named Central States Football League (CSFL) Coach of the Year as he led ACU to a CSFL Conference Championship, going undefeated in the conference. In his first season as a college coach, he was named the NAIA Independent Conference Coach of the Year.

Yantis started coaching at his alma mater Paradise Valley High shortly after concluding his playing career and earning his bachelor's degree from Southern Utah University. After serving as recruiting coordinator at Glendale Community College, he earned a Master's Degree from NAU and took his first high school head coaching job

at age 28 at Glendale High. The next year he moved to PV High, where he compiled a record of 94-70 and was the winningest coach in school history with nine playoff appearances in 13 seasons.

Under Yantis' direction at Paradise Valley, the offense broke every school record in both passing and rushing yards, first downs, and points scored. As a high school coach, Yantis produced 16 Division I athletes, 21 junior college athletes, and five Division II athletes.

As an athlete, Yantis played for Paradise Valley High as a quarterback, wide receiver, defensive back, linebacker, and a punter, and then moved on to play for Glendale Community College and Southern Utah University.



MARKUS ALLEYNE

DIRECTOR OF PLAYER DEVELOPMENT

Markus Alleyne is in his second season as Director of Player Development for the Sun Devil football program.

Prior to his appointment at ASU, Alleyne was at Iowa State where he had two separate stints working in football operations over a six-year period. Alleyne initially joined the Cyclone football program as assistant director of operations in 2009. In 2013, he came to the Valley to work for the Fiesta Bowl before returning to Iowa State later in the year as Assistant Athletics Director of Football Operations.

In his most recent position at Iowa State, Alleyne coordinated the daily, weekly and monthly schedules of the Iowa State coaching staff, players and support staff. He also oversaw the football budget and the Gridiron Club and arranged trade-out for a variety of different team functions.

Alleyne, a native of Montreal, served as director of player relations at Akron for two seasons prior to his arrival at Iowa State. He spent his initial two UA campaigns as a football operations assistant. Alleyne also coordinated the Zips' community service projects.

In his position at Akron, he helped with administrative duties, including coordination of team travel, summer camps and recruiting visits. Alleyne also served as the UA football program's liaison with the NFL. In addition, he was the school's academic support services contact.

Prior to joining the Akron staff, Alleyne was an intern under the assistant general manager for the Montreal Alouettes of the Canadian Football League. He also served an internship at the

McGill University Sports Complex and worked extensively with the YMCA Montreal.

Alleyne has a degree in recreation administration from Concordia University (Montreal), and a business administration degree from Vanier College (Montreal). In December of 2007, Alleyne received his master's degree in sport management from Akron.

SUPPORT STAFF

TREY ANDERSON

GRADUATE ASSISTANT – DEFENSE



After spending the 2016 season as a management intern, Trey Anderson transitions to the Sun Devil coaching staff as a defensive graduate assistant in 2017.

Anderson played quarterback at Pitt for three seasons before closing out his career at Florida International.

Before moving to the collegiate ranks, Anderson helped lead his Pearland High School team (Pearland, Texas) to a 16-0 record and the Texas Class 5A Division I state championship as a senior.

Anderson earned his B.A. in Media and Communication Studies from the University of Pittsburgh in 2015.

BRANDON BLACKMON

GRADUATE ASSISTANT - OFFENSE



Brandon Blackmon is in his first season as a graduate assistant on the Sun Devil coaching staff. In his role Blackmon will be working with the Sun Devil offense

with a focus on the tight ends.

Blackmon most recently served as assistant coach for three seasons at Orange Coast College where he worked with the defensive backs.

Blackmon began his coaching career at Augustana University as a defensive backs coach and moved on to McCutcheon HS as a co-offensive coordinator for two seasons. From there, Blackmon moved into Duarte HS as a defensive coordinator, followed by two seasons in the IFL as a defensive coordinator.

Following an outstanding collegiate career, Blackmon played in the Arena Football 2 League (Af2) for the Peoria Pirates and later on, with the Sioux Falls Storm, Sioux City Bandits and Omaha Beef of the Indoor Football League.

After a prep career at Fullerton HS, Blackmon moved on to play football at Mt. San Antonio College before transferring to Purdue University and Tennessee State University.

DAVE CHRISTENSEN

CONSULTANT



Former University of Wyoming head coach Dave Christensen, a veteran of 35 years of college football coaching, was named a non-coaching

consultant to the Sun Devil football program in March 2017.

Christensen spent 19 years as an assistant under head coach Gary Pinkel, first at Toledo (1992-2000) then at Missouri (2001-08). He served as offensive coordinator under Pinkel from 1997-2008. While at Missouri, Christensen devised a no-huddle attack that helped the Tigers advance to the Big 12 Championship Game in 2007 and 2008. For his efforts, Christensen was named 2007 National Offensive Coordinator of the Year by Rivals.com.

While at Wyoming, Christensen guided the Cowboys to two appearances in the New Mexico Bowl during his five seasons in Laramie (2009-2013). His last coaching assignment was as Offensive Line Coach and Run Game Coordinator at Texas A&M (2015). Christensen also served assistant coaching stints at Western Washington (1983), Eastern Washington (1986-87), Washington (1988-89, graduate assistant), Idaho State (1990-91) and Utah (2014).

As an undergraduate, Christensen played offensive line at Washington from 1980-82. He earned a bachelor's degree from Western Washington in 1985 and a master's degree from Eastern Washington in 1988.

SAM BENNETT

GRADUATE ASSISTANT – OFFENSE



Sam Bennett is in his second season as offensive graduate assistant after serving in a similar position at Rice University from 2014-16.

Bennett joined the Rice football program after working in private business for one year. He coached football, basketball and track at Scoggins Middle School in Frisco for one year after graduating from Texas Tech in December of 2010.

The son of former SMU head coach and current Sun Devil defensive coordinator Phil Bennett, Sam Bennett was a two-year letterman at SMU as a deep snapper, earning All C-USA Freshman honors in 2006.

He graduated from Highland Park High School in Dallas, Texas, where he was a starter on the Scots' 15-0 state championship squad. He played on the offensive line, blocking for future Detroit Lions quarterback Matthew Stafford as well as handling the deep snapping chores.

SUPPORT STAFF

JARRED HOLLEY

DEFENSIVE ANALYST



Jarred Holley enters his third season with the Sun Devil football program, his first as defensive analyst after serving as a graduate assistant

for two seasons following a productive playing career at Pitt.

Holley was a four-year starter at defensive back for the Panthers. Holley, who played for Todd Graham at Pitt, was a two-time All-Big East selection at safety and also a two-time Big East All-Academic selection.

Holley finished his career with 11 interceptions and more than 200 career tackles. He earned his bachelor's degree in communication and participated in the Pittsburgh Steelers rookie camp.

JOSH MARTIN

SENIOR OFFENSIVE ANALYST



Josh Martin is in his second year as a senior offensive analyst at Arizona State after serving two seasons on the Sun Devil coaching staff.

Martin spent the 2015 season as an assistant coach, working primarily with the running backs and tight ends, and was an offensive graduate assistant at ASU in 2014.

Martin worked closely with the offensive line in 2014, where he worked with First-Team All-Pac-12 left guard Jamil Douglas and Second-Team All-Pac-12 center Nick Kelly. The combination of Douglas and Kelly paved the way for D.J. Foster to record a 1,000-yard rushing campaign and played a pivotal role in the Sun Devil offense recording a 91-percent conversion rate on red zone trips (12th in the nation) and scoring 37 points per game (16th in nation.) Douglas would go on to be drafted by the Miami Dolphins in the fourth round of the 2015 NFL Draft.

Martin spent two years with Tarleton State University, his alma mater, as the offensive line coach prior to arriving at Arizona State. Tarleton State split the Division II Lone Star Conference championship in 2013 and finished third in the conference in 2012 with Martin on the staff.

Martin's offensive line at TSU helped post an impressive 222.0 yards per game in 2013, good for third in the Lone Star Conference and 176.10 yards per game in 2012 that was also third in the conference. The 2012 squad allowed just 1.5 sacks per game, also good for third in the conference.

Prior to that, he spent time at Texas Tech University as an assistant with the offensive and defensive lines.

Martin was a three-year starter at offensive guard and tackle at Tarleton State and graduated with a Bachelor's of Science in Exercise and Sports Studies.

DAN PHILLIPS

SENIOR SPECIAL TEAMS ANALYST



Danny Phillips enters his fifth year on head coach Todd Graham's staff. In his first four seasons Phillips has served in the roles of Defensive Analyst and On-Campus Recruiting Manager.

Phillips' defensive input contributed to ASU's back-to-back 10-win seasons and two bowl appearances in 2013-14.

Before his time with the Sun Devils, Phillips served as the Athletics Director and Head Football Coach at Central High School, located in Tulsa, Oklahoma. Phillips led the Braves to a 16-14 record over three seasons.

From 2008-10, Phillips was an assistant coach at Broken Arrow High School in Oklahoma. Phillips operated as the varsity linebackers coach and special teams coordinator.

In 2006, Phillips served as a special teams coordinator and defensive line coach at Rice University, helping the team achieve a 7-6 overall record and its first bowl appearance in 45 years. With the addition of Phillips, Rice's defensive national ranking improved from 109th in 2005 to 60th in 2006.

From 2003-06, Phillips operated as the defensive line coach at the University of Tulsa. During his three seasons at Tulsa, Phillips led the defensive line and helped the Golden Hurricane to a 29-22 overall record and a Conference USA Championship in 2005.

Prior to working at Tulsa, Phillips spent 2002 as a graduate assistant at West Virginia University, working directly with the linebackers.

From 1997-02, Phillips served as the special teams coordinator and linebackers coach at Allen High School (Allen, Texas). Phillips also operated as the head varsity wrestling coach and worked as a biology teacher during his time at Allen.

Prior to coaching at Allen High School, Phillips spent two years as the defensive coordinator and special teams assistant at Edmond Santa Fe High School. Phillips also served as a biology teacher while at Edmond Santa Fe.

From 1993-94, Phillips served as a linebackers coach at Edmond Memorial High School, located in Edmond, Oklahoma.

Phillips attended the University of Central Oklahoma from 1991 to 1994 where he received a Bachelor of Science degree in Health and Physical Education, as well as a minor in General Science and Biology.

Phillips graduated from Marlow High School, located in Marlow, Oklahoma, in 1988.

DANNY WHITE

FOOTBALL CONSULTANT/SDC



AMBASSADOR College Football Hall of Fame Inductee Danny White, who led Arizona State to three consecutive bowl games and led the NFL

Dallas Cowboys to five consecutive playoff appearances as their starting quarterback, returned to the Arizona State football program as a consultant and as an ambassador in conjunction with Sun Devil Athletics and the Sun Devil Club in 2017.

White was the Sun Devil starting quarterback from 1971-73. Playing for legendary head coach Frank Kush, White was part of three Western Athletic Conference Championship teams, compiling a combined record of 32-4. In addition, White led ASU to victories in the first three Fiesta Bowls. He was selected first-team All-America in 1973 by Time Magazine, Football Writers and NEA and second-team All-America the same year by United Press International and Associated Press.

While at ASU, White set seven NCAA passing records and was named the second highest rated college quarterback of all time by Sports Illustrated. White was a member of the inaugural class inducted into the ASU Sports Hall of Fame in 1975.

Following two seasons with the World Football League Memphis Southmen, White joined the Cowboys. He took over as Dallas' starting quarterback in 1980, establishing a then-franchise record for touchdown passes in a season (29). White guided the Cowboys to three consecutive appearances in the NFC Championship Game in his first three years as the starter.

Following his playing career, White was named the first head coach and general manager of the Arena Football League Arizona Rattlers. Under his leadership, the Rattlers earned five berths in the league's championship game (ArenaBowl), winning the championship in 1994 and 1997. He finished his coaching career with a 141-65 record, and was inducted into the Arena Football Hall of Fame in 2002.

Currently, White serves as an analyst for Cowboys games on Compass Media Networks.

SUPPORT STAFF



KYLE GRAY
Football Operations



LORA BORUP
Administrative Associate



JILL ADAMS
Administrative Associate



DR. ROGER MCCOY
Team Physician



DR. ANIKAR CHHABRA
Chief Orthopedic Consultant




GERRY GARCIA
Head Football Trainer



KENNY MCCARTY
Head Athletic Trainer



NICK KELLY
Graduate Student Assistant Coach



CHANS COX
Undergraduate Student Assistant Coach



CONOR DUBIN
Undergraduate Student Assistant Coach



PETE ALOSI
Assistant Head Coach of Sports Performance



ALEX HODGE
Director of Football Video



DAN WAYNE
Assistant Director of Football Video



JERRY NEILLY
Coordinator for Equipment Operations



ERIC BOWMAN
Assistant Coordinator for Equipment Operations



BRIAN JOHNSON
Athletic Ground Facility Manager



PETE WOZNIAK
Athletic Facilities Maintenance Manager



JEAN BOYD
Sr. Associate Athletic Director - Academics



COURTNEY SKIPPER
Academic Coach



ALONZO JONES
Associate Athletic Director,
Championship Life



BRENT GRAHAM
Director of On Campus Recruiting




CONOR DUBIN
Defensive Quality Control



CESAR OCHOA
Management Intern
Recruiting



MARCUS CASTRO-WALKER
Director of Player Personnel



TREY ANDERSON
Management Intern



MATT BERGERON
Management Intern



2016 REVIEW

SUN DEVIL FOOTBALL

STATISTICS

TEAM STATISTICS

	ASU	OPP
SCORING	400	478
Points Per Game	33.3	39.8
Points Off Turnovers	53	69
FIRST DOWNS	244	278
Rushing	88	93
Passing	134	163
Penalty	22	22
RUSHING YARDAGE	1578	1957
Yards gained rushing	1953	2323
Yards lost rushing	375	366
Rushing Attempts	475	399
Average Per Rush	3.3	4.9
Average Per Game	131.5	163.1
TDs Rushing	27	25
PASSING YARDAGE	3111	4289
Comp-Att-Int	257-425-14	310-485-9
Average Per Pass	7.3	8.8
Average Per Catch	12.1	13.8
Average Per Game	259.3	357.4
TDs Passing	16	33
TOTAL OFFENSE	4689	6246
Total Plays	900	884
Total Touchdowns	47	61
Average Per Play	5.2	7.1
Average Per Game	390.8	520.5
KICK RETURNS: #-Yards	56-1213	19-493
PUNT RETURNS: #-Yards	23-236	19-65
INT RETURNS: #-Yards	9-203	14-133
KICK RETURN AVERAGE	21.7	25.9
PUNT RETURN AVERAGE	10.3	3.4
INT RETURN AVERAGE	22.6	9.5
FUMBLES-LOST	15-7	21-8
PENALTIES-Yards	66-624	82-723
Average Per Game	52.0	60.2
PUNTS-Yards	69-3026	61-2399
Average Per Punt	43.9	39.3
Net punt average	42.0	35.1
KICKOFFS-Yards	79-5097	91-5687
Average Per Kick	64.4	62.5
Net kick average	39.2	39.8
TIME OF POSSESSION/Game	30:11	29:49
3RD-DOWN Conversions	74/194	62/173
3rd-Down Pct	38%	36%
4TH-DOWN Conversions	8/17	9/16
4th-Down Pct	47%	56%
SACKS BY-Yards	28-183	41-260
MISC YARDS	0	0
TOUCHDOWNS SCORED	47	61
FIELD GOALS-ATTEMPTS	23-25	18-25
ON-SIDE KICKS	0-3	0-1
RED-ZONE SCORES	(43-47) 91%	(44-48) 92%
RED-ZONE TOUCHDOWNS	(33-47) 70%	(29-48) 60%
PAT-ATTEMPTS	(39-40) 98%	(58-61) 95%

SCORE BY QUARTERS

	1st	2nd	3rd	4th	OT	Total
Arizona State	79	71	95	155	0	400
Opponents	76	172	105	125	0	478

INDIVIDUAL STATISTICS

RUSHING

	GP	Att	Gain	Loss	Net	Avg	TD	Long	Avg/G
Richard, Demario	11	155	616	23	593	3.8	3	37	53.9
Ballage, Kalen	12	126	571	35	536	4.3	14	75	44.7
Wilkins, Manny	10	128	493	247	246	1.9	5	28	24.6
Ralston, Nick	12	32	142	3	139	4.3	2	17	11.6
Harry, N'Keal	12	3	69	0	69	23.0	2	34	5.8
Sterling-Cole, D.	11	15	41	31	10	0.7	1	10	0.9
Haack, Matt	12	1	7	0	7	7.0	0	7	0.6
White, Brady	3	3	7	4	3	1.0	0	4	1.0
Gammage, Fred	12	1	0	0	0	0.0	0	0	0.0
White, Tim	12	5	7	11	-4	-0.8	0	4	-0.3
TEAM	7	6	0	21	-21	-3.5	0	0	-3.0
Total	12	475	1953	375	1578	3.3	27	75	131.5
Opponents	12	399	2323	366	1957	4.9	25	82	163.1

PASSING

	GP	Effic	Cmp-Att-Int	Pct	Yards	TD	Long	Avg/G
Wilkins, Manny	10	133.19	197-311-9	63.3	2329	12	71	232.9
Sterling-Cole, D.	11	101.62	28-55-4	50.9	388	1	45	35.3
White, Brady	3	104.81	25-49-1	51.0	259	2	41	86.3
Harry, N'Keal	12	243.20	1-2-0	50.0	46	0	46	3.8
Smith, Jack	6	436.00	1-1-0	100.0	40	0	40	6.7
Ballage, Kalen	12	220.50	3-4-0	75.0	30	1	24	2.5
Harvey, Jalen	10	121.40	1-2-0	50.0	17	0	17	1.7
Richard, Demario	11	116.80	1-1-0	100.0	2	0	2	0.2
Total	12	127.79	257-425-14	60.5	3111	16	71	259.2
Opponents	12	156.94	310-485-9	63.9	4289	33	87	357.4

RECEIVING

	GP	No.	Yards	Avg	TD	Long	Avg/G
Harry, N'Keal	12	58	659	11.4	5	37	54.9
White, Tim	12	56	713	12.7	2	44	59.4
Ballage, Kalen	12	44	469	10.7	1	71	39.1
Gammage, Fred	12	26	334	12.8	2	46	27.8
Harvey, Jalen	10	21	330	15.7	0	49	33.0
Richard, Demario	11	17	136	8.0	0	26	12.4
Smith, Cameron	8	11	183	16.6	0	39	22.9
Kohl, Kody	11	7	93	13.3	2	36	8.5
William, Kyle	11	6	56	9.3	0	23	5.1
Wilson, Jay Jay	9	4	81	20.2	3	30	9.0
Jefferson, Ellis	12	2	21	10.5	0	12	1.8
Jenkins, Ryan	4	2	13	6.5	0	9	3.2
Ralston, Nick	12	2	10	5.0	0	5	0.8
Epps, Raymond	11	1	13	13	1	13	1.2
Total	12	257	3111	12.1	16	71	259.2
Opponents	12	310	4289	13.8	33	87	357.4

PUNT RETURNS

	No.	Yards	Avg	TD	Long
White, Tim	20	254	12.7	1	70
Hayes, D.	1	0	0.0	0	0.0
Ballage, Kalen	1	-6	-6.0	0	0
TEAM	1	-12	-12.0	0	0
Total	23	236	10.3	1	70
Opponents	19	65	3.4	0	15

KICK RETURNS

	No.	Yards	Avg	TD	Long
White, Tim	33	709	21.5	0	41
Ballage, Kalen	18	409	22.7	0	36
Richard, Demario	1	0	0.0	0	0
Williams, Kyle	1	16	16.0	0	16
Calhoun, D.J.	1	42	42.0	1	42
Wilson, Jay Jay	1	7	7.0	0	7
Hayes, D.	1	30	30.0	0	30
Total	56	1213	21.7	1	42
Opponents	19	493	25.9	2	100

INDIVIDUAL STATISTICS

SCORING

	TD	FGs	PAT	DXP	Saf	Points
Gonzalez, Zane	0	23-25	39-40	0	0	108
Ballage, Kalen	15	0-0	0-0	0	0	94
Harry, N'Keal	7	0-0	0-0	0	0	42
Wilkins, Manny	5	0-0	0-0	0	0	30
Wilson, Jay Jay	3	0-0	0-0	0	0	20
Richard, Demario	3	0-0	0-0	0	0	18
White, Tim	3	0-0	0-0	0	0	18
Kohl, Kody	2	0-0	0-0	0	0	14
Ralston, Nick	2	0-0	0-0	0	0	12
Gammage, Fred	2	0-0	0-0	0	0	12
Epps, Raymond	1	0-0	0-0	0	0	6
Moeakiola, Laiu	1	0-0	0-0	0	0	6
Crump, Koron	1	0-0	0-0	0	0	6
Sterling-Cole, D.	1	0-0	0-0	0	0	6
Calhoun, D.J.	1	0-0	0-0	0	0	2
Total	47	23-25	39-40	0	0	400
Opponents	61	18-25	58-61	0	0	478

TOTAL OFFENSE

	GP	Plays	Rush	Pass	Total	Avg/G
Wilkins, Manny	10	439	246	2329	2575	257.5
Richard, Demario	11	156	593	2	595	54.1
Ballage, Kalen	12	130	536	30	566	47.2
Sterling-Cole, D.	11	70	10	388	398	36.2
White, Brady	3	52	3	259	262	87.3
Ralston, Nick	12	32	139	0	139	11.6
Harry, N'Keal	12	5	69	46	115	9.6
Smith, Jack	6	1	0	40	40	6.7
Harvey, Jalen	10	2	0	17	17	1.7
Haack, Matt	12	1	7	0	7	0.6
White, Tim	12	5	-4	0	-4	-0.3
TEAM	7	6	-21	0	-21	-3.0
Total	12	900	1578	3111	4689	390.8
Opponents	12	884	1957	4289	6246	520.5

FG SEQUENCE

	Arizona State	Opponents
NAU	(33),(53),(45)	(25),(23)
Texas Tech	(43)	-
UTSA	(54),(54),(53),(45),(26)	-
California	(35),(44),(23)	42,(20),(47)
USC	(40),(34)	(49),(46),53,37
UCLA	(35),(23),(46)	46,(38),49,(19)
Colorado	(51),(50),(59)	(20),26,(36)
Washington State	(29)	(29)
Oregon	-	(36),(37),(30),40,(23)
Utah	(24),(36)	-
Washington	(50)	(30),(22),(24)
Arizona	53	-

Numbers in parentheses indicate field goal was made.

FIELD GOALS

	Made-Att	Pct	01-19	20-29	30-39	40-49	50-99	Long	Blkd
Gonzalez, Zane	23-25	92.0	0-0	5-5	5-5	6-6	7-9	59	0

PUNTING

	No.	Yards	Avg	Long	TB	FC	I20	50+	Blkd
Haack, Matt	66	2897	43.9	76	3	24	21	16	0
Wilkins, Manny	3	129	43.0	43	0	0	3	0	0
Total	69	3026	43.9	76	3	24	24	16	0
Opponents	61	2399	39.3	60	1	20	19	8	0

KICKOFFS

	No.	Yards	Avg	TB	OB	Retn	Net	YdLn
Gonzalez, Zane	79	5087	64.4	60	0	25.9	39.2	25
Total	79	5087	64.4	60	0	26.8	40	25
Opponents	91	5687	62.5	34	2	21.7	39.8	25

ALL PURPOSE

	GP	Rush	Rcv	PR	KR	IR	Total	Avg/G
White, Tim	12	-4	713	254	709	0	1672	139.3
Ballage, Kalen	12	536	469	-6	409	0	1408	117.3
Richard, Demario	11	593	136	0	0	0	729	66.3
Harry, N'Keal	12	69	659	0	0	0	728	60.7
Gammage, Fred	12	0	334	0	0	0	334	27.8
Harvey, Jalen	10	0	330	0	0	0	330	33.0
Wilkins, Manny	10	246	0	0	0	0	246	24.6
Smith, Cameron	8	0	183	0	0	0	183	22.9
Ralston, Nick	12	0	160	0	0	0	160	12.3
Kohl, Kody	11	0	93	0	0	0	93	8.5
Wilson, Jay Jay	9	0	81	0	7	0	88	9.8
Hayes, De'Chavon	12	0	0	0	30	56	86	7.2
Williams, Kyle	11	0	56	0	16	0	72	6.5
Crump, Koron	12	0	0	0	0	59	59	4.9
Calhoun, D.J.	12	0	0	0	42	0	42	3.5
Moeakiola, Laiu	11	0	0	0	0	28	28	2.5
Fiso, Salamo	7	0	0	0	0	22	22	3.1
Ball, Marcus	11	0	0	0	0	22	22	2.0
Jefferson, Ellis	12	0	21	0	0	0	21	1.8
Orr, Kareem	11	0	0	0	0	13	13	1.2
Jenkins, Ryan	4	0	13	0	0	0	13	3.2
Epps, Raymond	11	0	13	0	0	0	13	1.2
Sterling-Cole, Dillon	11	10	0	0	0	0	10	0.9
Haack, Matt	12	7	0	0	0	0	7	0.6
White, Brady	3	3	0	0	0	0	3	1.0
Robinson, Robbie	10	0	0	0	0	3	3	0.3
TEAM	7	-21	0	-12	0	0	-33	-4.7
Total	12	1578	3111	236	1213	203	6341	528.4
Opponents	12	1957	4289	65	493	133	6937	578.1

2016 SEASON IN REVIEW

STATISTICS

DEFENSIVE LEADERS

	GP	Solo	Ast	Total	TFL	Yards	Sacks	Yards	Int	Yards	BU	PD	Fum. Rcv.	Yards	Fum. Force	Kick Block	Safety
Calhoun, D.J.	12	59	18	68.0	11.5	-43	4.5	-28	-	-	1	1	-	-	-	-	-
Ball, Marcus	11	51	13	57.5	3.0	-15	1.0	-13	1	22	2	3	1	45	-	-	-
Perry, Armand	10	50	9	54.5	3.0	-7	-	-	-	-	3	3	-	-	-	-	-
Orr, Kareem	11	47	6	50.0	1.0	-3	-	-	1	13	5	6	-	-	-	-	-
Moeakiola, Laiu	11	43	12	49.0	3.0	-6	-	-	1	28	9	10	1	0	-	-	-
Hayes, D.	12	35	7	38.5	3.0	-7	-	-	3	56	6	9	-	-	-	-	-
Wicker, JoJo	12	27	12	33.0	11.0	-36	2.5	-13	-	-	3	3	1	0	1	-	-
Fiso, Salamo	7	26	13	32.5	4.5	-12	-	-	1	22	1	2	-	-	-	-	-
Crump, Koron	12	27	10	32.0	10.5	-70	9.0	-68	1	59	1	2	3	42	3	-	-
Smallwood, T.	12	21	7	24.5	9.0	-28	2.5	-12	-	-	-	-	-	-	-	-	-
Rhodes, J.	12	18	12	24.0	1.5	-3	2.5	-12	-	-	1	1	-	-	-	-	-
Mendoza, Carlos	12	16	10	21.0	1.5	-7	1	-6	-	-	-	-	1	0	1	-	-
Latu, Viliani	10	16	8	20.0	7.0	-29	2.5	-20	-	-	-	-	-	-	-	-	-
Latu, Alani	12	16	6	19.0	-1.5	-10	-	-	-	-	2	2	-	-	-	-	-
Adams, Chad	11	16	3	17.5	-	-	-	-	-	-	1	1	-	-	1	-	-
Chandler, M.	11	13	3	14.5	1.0	-1	-	-	-	-	2	2	-	-	-	-	-
Wrenn, Renell	12	11	5	13.5	6.0	-20	1.5	-7	-	-	3	3	-	-	1	-	-
Lea, George	10	5	7	8.5	3.0	-6	0.5	-2	-	-	-	-	1	0	-	-	-
Boateng, Edmond	11	5	1	5.5	1.0	-6	1.0	-6	-	-	-	-	-	-	1	-	-
Guignard, Deion	6	5	-	5.0	-	-	-	-	-	-	-	-	-	-	-	-	-
Robinson, R.	10	4	1	4.5	-	-	-	-	1	3	-	-	-	-	-	-	-
Lawal, Malik	10	3	-	3.0	-	-	-	-	-	-	-	-	-	-	-	-	-
Sterling-Cole, D.	11	2	2	3.0	-	-	-	-	-	-	-	-	-	-	-	-	-
Echols, Bryson	4	3	-	3.0	-	-	-	-	-	-	-	-	-	-	-	-	-
Whiley, Ivler	4	3	-	3.0	1.0	-2	1.0	-2	-	-	-	-	-	-	-	-	-
Fraboni, M.	8	2	1	2.5	-	-	-	-	-	-	-	-	-	-	-	-	-
Johnson, James	1	2	-	2.0	-	-	-	-	-	-	1	1	-	-	-	-	-
Hill, Christian	9	2	-	2.0	-	-	-	-	-	-	-	-	-	-	1	-	-
Harry, N'Keal	12	2	-	2.0	-	-	-	-	-	-	-	-	-	-	-	-	-
Topps, Iramel	12	1	2	2.0	-	-	-	-	-	-	-	-	-	-	-	-	-
TEAM	7	2	-	2.0	2.0	-13	1.0	-6	-	-	-	-	-	-	-	-	1
Wilson, Jay Jay	9	1	1	1.5	-	-	-	-	-	-	-	-	-	-	-	-	-
Smith, Cameron	8	1	-	1.0	-	-	-	-	-	-	-	-	-	-	-	-	-
White, Tim	12	1	-	1.0	-	-	-	-	-	-	-	-	-	-	-	-	-
Epps, Raymond	11	1	-	1.0	-	-	-	-	-	-	-	-	-	-	-	-	-
McClure, Tyler	5	1	-	1.0	-	-	-	-	-	-	-	-	-	-	-	-	-
Tautalatasi, D.	10	1	-	1.0	-	-	-	-	-	-	-	-	-	-	-	-	-
Sam, Christian	2	1	-	1.0	-	-	-	-	-	-	-	-	-	-	-	-	-
Williams, Kyle	11	1	-	1.0	-	-	-	-	-	-	-	-	-	-	-	-	-
Smith, Corey	5	-	1	0.5	-	-	-	-	-	-	-	-	-	-	-	-	-
Total	12	541	170	626.0	85	-324	28	-183	9	203	41	50	8	87	10	-	1
Opponents	12	619	208	723.0	90	-367	41	-260	14	133	41	55	7	0	5	-	-

2016 OFFENSIVE STARTERS

Opponent	X	LT	LG	C	RG	RT	Y/TE	RB	QB	TB/Z/U	H
NAU	Harry	Goodman	Jones	McCray	Bailey	Robertson	Kohl	Richard	Wilkins	Ballage	White
Texas Tech	Harry	Goodman	Jones	McCollum	McCray	Bailey	Kohl	Richard	Wilkins	Ballage	White
UTSA	Harry	Goodman	Jones	McCollum	McCray	Bailey	Kohl	Richard	Wilkins	Ballage	Harvey
Cal	Harry	Goodman	Jones	McCollum	McCray	Bailey	Kohl	Richard	Wilkins	Ballage	Gammage
USC	Harry	Goodman	Jones	McCollum	McCray	Bailey	Kohl	Richard	Wilkins	Harvey	White
UCLA	Harry	Goodman	Jones	McCollum	McCray	Bailey	Kohl	Richard	White, B.	Epps	White
Colorado	Harry	Goodman	Jones	McCollum	McCray	Bailey	Kohl	Richard	Wilkins	Epps	White
Washington State	Harry	Goodman	McCray	McClure	Bailey	Robertson	Kohl	Richard	Wilkins	Ballage	Harvey
Oregon	Harry	Goodman	McCray	McClure	Robertson	Bailey	Kohl	Ballage	Sterling-Cole	Gammage	Harvey
Utah	Harry	Goodman	Miller	McClure	Bailey	Robertson	Kohl	Ballage	Wilkins	Harvey	Gammage
Washington	Harry	Goodman	Miller	McCollum	Robertson	Bailey	Wilson	Richard	Wilkins	Gammage	White
Arizona	Harry	Goodman	McCray	McCollum	Miller	Bailey	Kohl	Richard	Wilkins	Wilson	White

2016 DEFENSIVE STARTERS

Opponent	DEVIL/DL	TIGER	END	NT/LB	SAM	SPUR/NT	WILL/LB	BC	BS/NB	FS	FC
NAU	Latu, A.	Smallwood	Wicker	Crump	Calhoun	Ball	Sam	Orr	Adams	Perry	Hayes
Texas Tech	Latu, A.	Smallwood	Wicker	Lea	Calhoun	Latu, V.	Crump	Orr	Whiley	Perry	Hayes
UTSA	Latu, A.	Smallwood	Wicker	Latu, V.	Calhoun	Ball	Mendoza	Orr	Moeakiola	Perry	Hayes
Cal	Latu, A.	Smallwood	Wicker	Latu, V.	Calhoun	Moeakiola	Crump	Orr	Rhodes	Perry	Hayes
USC	Latu, A.	Smallwood	Wicker	Lea	Fiso	Moeakiola	Calhoun	Orr	Rhodes	Perry	Hayes
UCLA	Latu, A.	Smallwood	Wicker	Latu, V.	Fiso	Moeakiola	Calhoun	Orr	Ball	Perry	Chandler
Colorado	Crump	Smallwood	Wicker	Latu, V.	Fiso	Moeakiola	Calhoun	Orr	Ball	Perry	Chandler
Washington State	Crump	Smallwood	Wicker	Latu, V.	Fiso	Moeakiola	Calhoun	Orr	Ball	Adams	Hayes
Oregon	Lea	Smallwood	Wicker	Crump	Crump	Moeakiola	Calhoun	Chandler	Ball	Rhodes	Hayes
Utah	Lea	Smallwood	Wicker	Latu, V.	Calhoun	Moeakiola	Latu, A.	Orr	Ball	Perry	Chandler
Washington	Crump	Smallwood	Wicker	Latu, V.	Calhoun	Moeakiola	Wren	Orr	Adams	Perry	Hayes
Arizona	Crump	Smallwood	Wicker	Latu, V.	Fiso	Moeakiola	Calhoun	Orr	Ball	Perry	Hayes

2016 SEASON IN REVIEW

STATISTICS

POINTS OFF TAKEAWAYS

Opponent	Turnovers Forced by Arizona State								Turnovers Forced by Opponent								TO Margin
	FR	INT	TOT	TD	FG	TOT	PTS	Cv%	FR	INT	TOT	TD	FG	TOT	PTS	Cv%	
NAU	0	0	0	0	0	0	0	--	1	1	2	0	0	0	0	--	-2
Texas Tech	0	2	2	1	0	1	7	50.0	0	0	0	0	0	0	0	--	+2
UTSA	0	0	0	0	0	0	0	--	2	1	3	2	0	2	14	66.7	-3
Cal	1	2	3	1	1	2	10	66.7	0	1	1	0	0	0	0	0.0	+2
USC	0	0	0	0	0	0	0	--	0	1	1	1	0	1	7	100.0	-1
UCLA	1	3	4	0	3	3	9	75.0	1	2	3	0	0	0	0	0.0	+1
Colorado	2	0	2	1	1	2	10	100.0	0	1	1	0	1	1	3	100.0	+1
Washington State	0	0	0	0	0	0	0	--	1	0	1	0	0	0	0	0.0	-1
Oregon	1	0	1	1	0	1	7	100.0	0	3	3	2	0	2	14	66.7	-2
Utah	2	0	2	0	1	1	3	50.0	0	2	2	1	0	1	7	50.0	+0
Washington	0	2	2	0	0	0	0	0.0	0	2	2	1	1	2	10	100.0	+0
Arizona	1	0	1	1	0	1	7	100.0	1	1	2	2	0	2	14	100.0	-1
TOTAL	8	9	17	5	6	11	53	64.7	6	15	21	9	2	11	69	52.4	-4

2016 OFFENSIVE NUMBERS

SEASON HIGHS

Points Scored	68	vs. Texas Tech (9/10)
First Downs	34	vs. Texas Tech (9/10)
Total Plays	98	at Arizona (11/25)
Total Offense	652	vs. Texas Tech (9/10)
Rushing Attempts	53	vs. Texas Tech (9/10)
Net Rushing Yards	301	vs. Texas Tech (9/10)
Rushing Touchdowns	7	vs. Texas Tech (9/10)
Passing Attempts	60	at Arizona (11/25)
Passes Completed	43	at Arizona (11/25)
Passing Yards	372	at Arizona (11/25)
Passing Touchdowns	3	at Arizona (11/25)
Interceptions Thrown	3	at Oregon (10/29)
Fumbles	3	2x, last vs. UCLA (10/8)
Fumbles Lost	2	at UTSA (9/16)
Turnovers Committed	3	3x, last at Oregon (10/29)
Sacks Allowed	11	vs. Utah (11/10)
Penalties	9	at Washington (11/19)
Penalty Yards	75	2x, last vs. Utah (11/10)
Time of Possession	36:06	vs. Utah (11/10)

SEASON LOWS

Points Scored	16	at Colorado (10/15)
First Downs	7	at Colorado (10/15)
Total Plays	59	vs. WSU (10/22)
Total Offense	199	at Colorado (10/15)
Rushing Attempts	27	at Washington (11/19)
Net Rushing Yards	15	at Washington (11/19)
Rushing Touchdowns	0	at Washington (11/19)
Passing Attempts	24	vs. WSU (10/22)
Passes Completed	13	at Colorado (10/15)
Passing Yards	149	at Colorado (10/15)
Passing Touchdowns	0	2x, last vs. WSU (10/22)
Interceptions Thrown	0	2x, last vs. WSU (10/22)
Fumbles	0	6x, last at Arizona (11/25)
Fumbles Lost	0	7x, last at Arizona (11/25)
Turnovers Committed	0	vs. Texas Tech (9/10)
Sacks Allowed	1	2x, last vs. UCLA (10/8)
Penalties	2	at Colorado (10/15)
Penalty Yards	20	at Colorado (10/15)
Time of Possession	26:20	vs. UCLA (10/8)

2016 DEFENSIVE NUMBERS

SEASON HIGHS

Points Allowed	13	vs. NAU (9/3)
First Downs Allowed	16	2x, last at UTSA (9/16)
Total Plays	56	at Arizona (11/25)
Total Offense Allowed	322	at UTSA (9/16)
Rushing Attempts	19	vs. WSU (10/22)
Net Rushing Yards Allowed	-52	vs. WSU (10/22)
Rushing TDs Allowed	0	3x, last vs. UCLA (10/8)
Passing Attempts	8	at Arizona (11/25)
Passes Completed	3	at Arizona (11/25)
Passing Yards Allowed	77	at Arizona (11/25)
Passing TDs Allowed	0	at Colorado (10/15)
Passes ASU Intercepted	0	8x, last at Arizona (11/25)
Fumbles Forced	0	3x, last at Washington (11/19)
Fumbles Lost by Opp.	0	6x, last at Washington (11/19)
Turnovers Forced	0	4x, last vs. WSU (10/22)
Sacks Recorded	0	3x, last at Arizona (11/25)
Penalties on Opp.	3	2x, last vs. WSU (10/22)
Penalty Yards on Opp.	20	at Colorado (10/15)
Opp. Time of Possession	23:46	vs. Texas Tech (9/10)

SEASON LOWS

Points Allowed	56	at Arizona (11/25)
First Downs Allowed	30	at Oregon (10/29)
Total Plays	93	vs. Cal (9/24)
Total Offense Allowed	734	at Oregon (10/29)
Rushing Attempts	52	at Colorado (10/15)
Net Rushing Yards Allowed	511	at Arizona (11/25)
Rushing TDs Allowed	7	at Arizona (11/25)
Passing Attempts	56	vs. Cal (9/24)
Passes Completed	42	vs. Washington State (10/22)
Passing Yards Allowed	540	vs. Texas Tech (9/10)
Passing TDs Allowed	5	2x, last vs. Cal (9/24)
Passes ASU Intercepted	3	vs. UCLA (10/8)
Fumbles Forced	2	2x, last vs. UCLA (10/8)
Fumbles Lost by Opp.	2	2x, last vs. Utah (11/10)
Turnovers Forced	4	vs. UCLA (10/8)
Sacks Recorded	7	vs. Washington State (10/22)
Penalties on Opp.	11	vs. NAU (9/3)
Penalty Yards on Opp.	101	at Arizona (11/25)
Opp. Time of Possession	34:28	vs. Washington State (10/22)

2016 SEASON IN REVIEW

STATISTICS

ARIZONA STATE IN THE RED ZONE

Opponent	Times in RZ	TD	Run/Pass	TD Pct.	FG	Score Pct.
NAU	4	3	3/0	75.0	1	100.0
Texas Tech	7	7	6/1	100.0	0	100.0
UTSA	2	1	1/0	50.0	1	100.0
California	5	3	3/0	60.0	2	100.0
USC	3	2	1/1	66.7	1	100.0
UCLA	5	2	1/1	40.0	2	80.0
Colorado	1	1	0/1	100.0	0	100.0
Washington State	3	2	2/0	66.7	1	100.0
Oregon	6	5	3/2	83.3	0	83.3
Utah	5	4	1/1	40.0	2	80.0
Washington	3	2	0/2	66.7	0	66.7
Arizona	3	3	1/2	100.0	0	100.0
TOTAL	47	33	22/11	70.0	10	91.5

OPPONENTS IN THE RED ZONE

Opponent	Times in RZ	TD	Run/Pass	TD Pct.	FG	Score Pct.
NAU	3	0	0/0	0.0	2	66.7
Texas Tech	5	5	3/2	100.0	0	100.0
UTSA	2	2	0/2	100.0	0	100.0
California	3	2	0/2	66.0	1	100.0
USC	4	3	0/3	75.0	0	75.0
UCLA	3	1	0/1	33.3	2	100.0
Colorado	7	4	4/0	57.1	2	85.7
Washington State	4	3	1/2	75.0	1	100.0
Oregon	7	2	1/1	28.6	4	85.7
Utah	1	1	0/1	100.0	0	100.0
Washington	4	1	1/0	25.0	3	100.0
Arizona	5	5	5/0	100.0	0	100.0
TOTAL	48	29	15/14	60.4	15	91.7

ARIZONA STATE SCORING BY QUARTER

Opponent	1	2	3	4	OT	TOT
NAU	7	3	10	24	0	44
Texas Tech	9	28	14	17	0	68
UTSA	3	9	3	17	0	32
California	3	7	10	31	0	51
USC	6	0	0	14	0	20
UCLA	3	0	17	3	0	23
Colorado	7	3	3	3	0	16
Washington State	7	7	7	11	0	32
Oregon	14	0	8	13	0	35
Utah	13	7	6	0	0	26
Washington	0	0	3	15	0	18
Arizona	7	7	14	7	0	35
TOTAL	79	71	95	155	0	400

OPPONENTS SCORING BY QUARTER

Opponent	1	2	3	4	OT	TOT
NAU	0	3	3	7	0	13
Texas Tech	14	20	7	14	0	55
UTSA	14	0	14	0	0	28
California	7	17	3	14	0	41
USC	7	20	14	0	0	41
UCLA	0	3	10	7	0	20
Colorado	7	16	10	7	0	40
Washington State	0	17	14	6	0	37
Oregon	17	13	3	21	0	54
Utah	0	21	7	21	0	49
Washington	3	21	6	14	0	44
Arizona	7	21	14	14	0	56
TOTAL	76	172	105	125	0	478

2016 OFFENSIVE STATISTICS FOR ARIZONA STATE

Opponent	1st Downs			3rd Down		4th Down		Total Off.		Net Rush		Passing		Sacks by	Penalty	Fumbles	Time of
	T-R-P-PN	Cnv-Att	Pct.	Cnv-Att	Pct.	Plays	Yds	Att	Yds	Att-Cmp-INT-TD	Yds	#-Yds	#-Yds	#-Lost	Poss.		
NAU	27-18-8-1	8-14	57.1	0-1	0.0	73	456	46	276	27-20-1-0	180	1-2	5-40	1-1	26:26		
Texas Tech	34-11-18-5	9-16	56.3	2-2	100.0	90	652	53	309	37-28-0-2	351	2-9	6-60	0-0	36:14		
UTSA	25-12-11-2	7-15	46.6	0-0	0.0	79	469	48	205	31-15-1-2	264	4-24	3-10	3-2	30:07		
California	23-9-12-2	7-17	41.2	1-1	100.0	80	454	50	164	30-21-1-1	290	4-31	5-44	0-0	30:39		
USC	16-4-10-2	6-17	35.3	0-1	0.0	70	303	33	75	37-19-1-1	288	0-0	5-75	1-0	30:37		
UCLA	15-3-12-0	4-17	23.5	0-0	0.0	73	275	34	79	39-20-2-1	196	5-29	5-64	3-1	29:20		
Colorado	7-1-6-0	3-18	16.7	0-1	0.0	63	199	28	50	35-13-1-1	149	1-4	2-20	2-0	26:24		
Washington St.	12-4-7-1	7-15	46.7	1-1	100.0	59	280	35	113	24-14-0-0	167	7-54	4-40	1-1	25:32		
Oregon	22-8-14-0	4-13	30.8	0-1	0.0	76	468	36	139	40-23-3-2	329	4-33	6-49	0-0	27:08		
Utah	18-8-10-0	7-18	38.9	1-1	100.0	79	396	47	41	32-20-2-1	355	1-4	8-75	1-0	36:06		
Washington	14-1-10-3	1-14	7.1	2-2	100.0	60	254	27	15	33-21-1-2	230	0-0	9-66	1-1	27:50		
Arizona	31-9-16-6	11-20	55.0	1-6	16.7	98	492	38	120	43-60-1-3	372	0-0	8-61	2-1	35:56		
TOTAL	244-88-134-22	74-194	38.1	8-17	47.1	900	4689	475	1578	257-425-14-16	3111	28-183	66-624	15-7	30:18		

2016 OFFENSIVE STATISTICS FOR OPPONENTS

Opponent	1st Downs			3rd Down		4th Down		Total Off.		Net Rush		Passing		Sacks by	Penalty	Fumbles	Time of
	T-R-P-PN	Cnv-Att	Pct.	Cnv-Att	Pct.	Plays	Yds	Att	Yds	Att-Cmp-INT-TD	Yds	#-Yds	#-Yds	#-Lost	Poss.		
NAU	16-2-11-3	5-16	31.3	0-2	0.0	67	425	34	56	33-23-0-1	425	3-22	11-81	1-0	33:34		
Texas Tech	28-3-23-2	6-13	46.2	1-1	100.0	75	612	22	82	53-38-2-5	540	0-0	9-94	2-0	23:46		
UTSA	16-5-11-0	6-17	35.3	1-2	50.0	67	322	30	93	37-19-0-3	229	1-2	5-21	0-0	29:53		
California	29-8-20-1	10-20	50.0	2-2	100.0	93	637	37	159	56-32-2-5	478	4-17	8-60	2-1	29:21		
USC	23-7-12-4	3-13	23.0	1-2	50.0	69	523	33	157	36-24-0-3	366	3-25	7-68	3-0	29:33		
UCLA	18-2-14-2	5-19	26.3	0-0	0.0	77	443	23	-1	54-27-3-2	444	1-4	5-50	4-1	30:40		
Colorado	27-18-9-0	8-17	47.0	0-0	0.0	84	580	52	315	32-23-0-0	265	5-43	3-20	2-2	33:36		
Washington St.	24-1-21-2	4-13	30.7	1-1	100.0	72	346	19	-52	53-42-0-3	398	2-11	3-25	1-0	34:28		
Oregon	30-14-16-0	4-15	26.7	3-3	100.0	88	734	46	245	42-31-0-4	489	3-13	9-73	1-1	32:52		
Utah	22-6-12-4	5-10	50.0	0-1	0.0	59	497	22	201	37-21-0-4	296	11-80	7-60	2-2	23:54		
Washington	26-11-14-1	4-12	33.0	0-1	0.0	77	539	33	201	44-27-2-2	338	6-35	7-70	0-0	32:10		
Arizona	19-16-1-2	2-8	25.0	0-1	0.0	56	588	48	511	3-8-0-1	77	2-8	8-101	3-1	24:04		
TOTAL	278-93-163-22	62-173	36.4	9-16	56.3	884	6246	399	1957	310-485-9-33	4289	41-260	82-723	21-8	29:42		

STATISTICS

2016 GAME-BY-GAME KICKING - ARIZONA STATE

Opponent	Field Goals			PAT		Kickoffs				Punts				
	Kicking Series	Md-Att	Pct.	Md-Att	Pct.	#	Yds	TB	Avg	#	Yds	Avg	Lng	In20
NAU	33,53,45	3-3	100.0	3-4	75.0	9	585	8	65.0	2	69	34.5	36	0
Texas Tech	43	1-1	100.0	9-9	100.0	10	627	9	62.7	4	208	52.0	59	4
UTSA	54,54,53,45,26	4-5	80.0	2-2	100.0	8	511	6	63.9	3	134	44.7	49	1
California	35, 44, 23	3-3	100.0	6-6	100.0	10	650	7	65.0	5	237	47.4	57	5
USC	40, 34	2-2	100.0	2-2	100.0	5	323	1	64.6	7	296	42.3	49	0
UCLA	35, 23, 46	3-3	100.0	2-2	100.0	6	390	5	65.0	9	397	44.1	55	3
Colorado	51, 50, 59	3-3	100.0	1-1	100.0	5	325	5	65.0	10	521	52.1	76	2
Washington St.	29	1-1	100.0	3-3	100.0	6	390	5	65.0	6	251	41.8	52	2
Oregon	-	-	-	3-3	100.0	6	390	3	65.0	6	246	41.0	51	2
Utah	24, 36	2-2	100.0	2-2	100.0	6	390	5	65.0	7	275	39.3	47	1
Washington	50	1-1	100.0	1-1	100.0	3	140	2	46.7	8	329	41.1	48	3
Arizona	53	0-1	0.0	5-5	100.0	6	376	4	62.0	2	63	31.5	22	1
TOTAL		23-25	92.0	39-40	97.5	80	5097	60	63.7	69	3026	43.9	76	24

2016 GAME-BY-GAME KICKING - OPPONENTS

Opponent	Field Goals			PAT		Kickoffs				Punts				
	Kicking Series	Md-Att	Pct.	Md-Att	Pct.	#	Yds	TB	Avg	#	Yds	Avg	Lng	In20
NAU	25,23	2-2	100.0	1-1	100.0	4	216	0	54.0	7	213	30.4	47	4
Texas Tech	-	0-0	0.0	7-8	87.5	10	648	2	64.8	4	172	43.0	51	0
UTSA	-	0-0	0.0	4-4	100.0	5	315	1	63.0	9	377	37.4	--	3
California	42, 20, 47	2-3	66.6	5-5	100.0	7	421	4	60.1	5	248	49.6	60	1
USC	27, 42, 53, 37	2-4	50.0	5-5	100.0	8	518	4	64.8	3	109	36.3	43	1
UCLA	46, 38, 49, 19	2-4	50.0	2-2	100.0	5	322	3	64.4	8	291	36.4	52	2
Colorado	20, 26, 36	2-3	66.6	4-5	80.0	8	520	5	65.0	6	266	44.3	47	0
Washington St.	29	1-1	100.0	3-4	75.0	7	406	2	58.0	6	237	39.5	50	1
Oregon	36, 37, 30, 49, 23	4-5	80.0	6-6	100.0	11	693	4	63.0	3	110	36.7	45	1
Utah	-	-	-	7-7	100.0	8	499	2	62.4	4	193	48.2	59	3
Washington	30, 22, 24	3-3	100.0	5-5	100.0	9	567	5	63.0	2	77	38.5	39	1
Arizona	-	-	-	8-8	100.0	9	562	2	62.0	4	146	36.5	48	2
TOTAL		18-25	72.0	57-60	95.0	90	5687	34	63.2	61	2399	39.3	60	19

FG missed; b - blocked

INDIVIDUAL STATISTICS

RUSHING

BALLAGE, Kalen (TB)

OPP	RUSH	YDS	AVG	LNG	TD
NAU	10	56	5.6	30	1
TTU	13	137	10.5	75	7
UTSA	14	62	4.4	12	1
CAL	6	22	3.7	8	0
USC	6	9	1.5	4	0
UCLA	12	24	2.0	6	0
COLO	7	14	2.0	5	0
WSU	12	82	6.8	52	1
ORE	18	62	3.4	15	2
UTAH	15	46	3.1	14	1
UW	6	9	1.5	3	0
ARIZ	7	13	1.9	9	1
Total	126	536	4.3	75	14

RUSHING

RICHARD, Demario (TB)

OPP	RUSH	YDS	AVG	LNG	TD
NAU	19	78	4.1	17	1
TTU	30	104	3.6	17	0
UTSA	22	95	4.3	13	0
CAL	19	66	3.5	11	0
USC	7	26	3.7	10	0
UCLA	15	62	4.1	17	1
COLO	10	59	5.9	37	0
WSU	12	37	3.1	6	1
ORE	-	-	-	-	-
UTAH	6	2	0.3	6	0
UW	8	25	3.1	8	0
ARIZ	7	34	4.9	11	0
Total	155	593	3.8	37	3

RUSHING

RALSTON, Nick (TB)

OPP	RUSH	YDS	AVG	LNG	TD
NAU	1	12	12.0	12	1
TTU	-	-	-	-	-
UTSA	-	-	-	-	-
CAL	1	5	5.0	5	0
USC	12	46	3.8	10	1
UCLA	-	-	-	-	-
COLO	2	8	4.0	5	0
WSU	-	-	-	-	-
ORE	10	54	5.4	17	0
UTAH	5	15	3.0	8	0
UW	1	-1	-1.0	0	0
ARIZ	-	-	-	-	-
Total	32	139	4.3	17	2

RUSHING

WILKINS, Manny (QB)

OPP	RUSH	YDS	AVG	LNG	TD
NAU	14	89	6.4	28	1
TTU	10	55	5.5	12	0
UTSA	9	47	5.2	13	0
CAL	23	72	3.1	14	3
USC	7	-9	-1.3	7	0
UCLA	-	-	-	-	-
COLO	9	-31	-3.4	7	0
WSU	4	4	1.0	3	1
ORE	-	-	-	-	-
UTAH	17	-42	-2.5	17	0
UW	12	-18	-1.5	5	0
ARIZ	23	79	3.4	12	0
Total	128	246	1.9	28	5

RUSHING

STERLING-COLE, D. (QB)

OPP	RUSH	YDS	AVG	LNG	TD
NAU	-	-	-	-	-
TTU	-	-	-	-	-
UTSA	-	-	-	-	-
CAL	-	-	-	-	-
USC	-	-	-	-	-
UCLA	-	-	-	-	-
COLO	-	-	-	-	-
WSU	5	-2	0	3	0
ORE	8	23	2.875	10	1
UTAH	2	-11	0	0	0
UW	-	-	-	-	-
ARIZ	-	-	-	-	-
Total	15	10	0.67	10	1

RUSHING

HARRY, N'Keal (WR)

OPP	RUSH	YDS	AVG	LNG	TD
NAU	1	34	34.0	34	1
TTU	-	-	-	-	-
UTSA	1	4	4.0	4	0
CAL	-	-	-	-	-
USC	-	-	-	-	-
UCLA	-	-	-	-	-
COLO	-	-	-	-	-
WSU	-	-	-	-	-
ORE	-	-	-	-	-
UTAH	1	31	31.0	31	1
UW	-	-	-	-	-
ARIZ	-	-	-	-	-
Total	3	69	23.0	34	2

STATISTICS

INDIVIDUAL STATISTICS

PASSING

WILKINS, Manny (QB)

OPP	Comp	Att	Cmp%	Yds	Lng	TD	Int	Effic.
NAU	20	27	74.1	180	20	0	1	122.67
TTU	28	37	75.7	351	39	2	0	173.20
UTSA	15	31	48.4	264	45	2	1	134.80
CAL	21	30	70.0	290	30	1	1	155.53
USC	13	24	54.2	148	49	0	1	140.32
UCLA	-	-	-	-	-	-	-	-
COLO	13	35	37.1	149	44	1	1	76.60
WSU	5	6	83.3	39	16	0	0	137.90
ORE	-	-	-	-	-	-	-	-
UTAH	19	31	61.3	309	71	1	2	142.76
UW	20	32	62.5	227	37	2	1	136.5
ARIZ	43	57	74.1	372	33	3	1	144.12
Total	197	311	63.3	2329	71	12	9	133.19

RECEIVING

HARRY, N'Keal (WR)

OPP	REC	YDS	AVG	LNG	TD
NAU	4	31	7.8	20	0
TTU	6	72	12.0	19	1
UTSA	5	78	15.6	27	1
CAL	1	7	7.0	7	0
USC	4	27	6.8	18	0
UCLA	3	38	12.7	14	1
COLO	3	13	4.3	11	0
WSU	6	76	12.7	22	0
ORE	3	38	12.6	25	1
UTAH	8	114	14.3	27	0
UW	6	114	19.0	37	0
ARIZ	9	51	5.7	16	1
Total	58	659	11.4	37	5

RECEIVING

WHITE, Tim (WR)

OPP	REC	YDS	AVG	LNG	TD
NAU	9	95	10.6	20	0
TTU	6	40	6.6	29	0
UTSA	-	-	-	-	-
CAL	6	86	14.3	29	0
USC	7	84	12.0	41	0
UCLA	11	123	11.2	30	0
COLO	5	97	19.4	44	0
WSU	3	48	16.0	40	0
ORE	-	-	-	-	-
UTAH	2	50	25.0	38	1
UW	3	21	7.0	12	0
ARIZ	4	69	17.3	33	1
Total	56	713	12.7	44	2

RECEIVING

SMITH, Cam (WR)

OPP	REC	YDS	AVG	LNG	TD
NAU	3	21	7.0	12	0
TTU	2	23	11.5	17	0
UTSA	3	88	29.3	39	0
CAL	2	38	19.0	28	0
USC	-	-	-	-	-
UCLA	-	-	-	-	-
COLO	1	13	13.0	13	0
WSU	-	-	-	-	-
ORE	-	-	-	-	-
UTAH	-	-	-	-	-
UW	1	9	9.0	9	0
ARIZ	-	-	-	-	-
Total	11	183	16.6	39	0

RECEIVING

HARVEY, Jalen (WR)

OPP	REC	YDS	AVG	LNG	TD
NAU	-	-	-	-	-
TTU	4	39	9.8	14	0
UTSA	-	-	-	-	-
CAL	5	83	16.6	22	0
USC	3	67	22.3	49	0
UCLA	2	25	12.5	18	0
COLO	-	-	-	-	-
WSU	2	25	12.5	13	0
ORE	4	83	20.8	45	0
UTAH	-	-	-	-	-
UW	-	-	-	-	-
ARIZ	1	8	8.0	8	0
Total	21	330	15.7	58	0

RECEIVING

BALLAGE, Kalen (TB)

OPP	REC	YDS	AVG	LNG	TD
NAU	2	21	10.5	15	0
TTU	2	48	24.0	39	1
UTSA	5	41	8.2	21	0
CAL	4	29	7.3	9	0
USC	1	6	6.0	6	0
UCLA	1	2	2.0	2	0
COLO	1	3	3.0	3	0
WSU	1	8	8.0	8	0
ORE	6	105	17.5	35	0
UTAH	7	118	16.9	71	0
UW	4	24	6.0	9	0
ARIZ	10	64	6.4	15	0
Total	44	469	10.7	71	1

RECEIVING

WILSON, JAY JAY (TE)

OPP	REC	YDS	AVG	LNG	TD
NAU	-	-	-	-	-
TTU	-	-	-	-	-
UTSA	-	-	-	-	-
CAL	1	30	30.0	30	1
USC	-	-	-	-	-
UCLA	1	4	4.0	4	0
COLO	-	-	-	-	-
WSU	-	-	-	-	-
ORE	1	24	24.0	24	0
UTAH	-	-	-	-	-
UW	2	27	13.5	18	2
ARIZ	-	-	-	-	-
Total	4	81	20.3	30	3

RECEIVING

GAMMAGE, Fred (WR)

OPP	REC	YDS	AVG	LNG	TD
NAU	-	-	-	-	-
TTU	3	31	10.3	22	0
UTSA	2	57	28.5	45	1
CAL	-	-	-	-	-
USC	-	-	-	-	-
UCLA	1	4	4.0	4	0
COLO	-	-	-	-	-
WSU	2	10	5.0	7	0
ORE	3	45	15.0	20	0
UTAH	2	68	34.0	46	0
UW	1	3	3.0	3	0
ARIZ	12	116	9.7	22	1
Total	26	334	12.9	46	2

RECEIVING

KOHL, Kody (TE)

OPP	REC	YDS	AVG	LNG	TD
NAU	-	-	-	-	-
TTU	2	67	33.5	36	0
UTSA	-	-	-	-	-
CAL	1	5	5.0	5	0
USC	-	-	-	-	-
UCLA	1	8	8.0	8	0
COLO	1	5	5.0	5	1
WSU	-	-	-	-	-
ORE	1	3	3.0	3	1
UTAH	1	5	5.0	5	0
UW	-	-	-	-	-
ARIZ	-	-	-	-	-
Total	7	93	13.3	36	2

RECEIVING

RICHARD, Demario (TB)

OPP	REC	YDS	AVG	LNG	TD
NAU	2	12	6.0	11	0
TTU	3	31	10.3	14	0
UTSA	-	-	-	-	-
CAL	-	-	-	-	-
USC	2	22	11.0	20	0
UCLA	1	-4	-4.0	-	0
COLO	1	14	14.0	14	0
WSU	-	-	-	-	-
ORE	-	-	-	-	-
UTAH	-	-	-	-	-
UW	2	2	1.0	2	0
ARIZ	6	59	9.8	26	0
Total	17	136	8.0	26	0



HISTORY

SUN DEVIL FOOTBALL

ALL-TIME LETTERMEN

A

Aaron, Curtis, 1979
 Aaron, Oliver, 2008-09-10-11
 Abono, Cecil, 1965-66-67
 Aboussie, Joseph, 2003
 Ackerley, Chad, 1991-92-93
 Acuff, Guy, 1936-37
 Adams, Bob, 1931
 Adams, Chad, 2014-15-16
 Adams, Corey, 2009-10-11
 Adams, Ellis, 1915
 Adams, Leland, 1988-89
 Adams, Steve, 1942
 Adams, Vince, 1985
 Aguilar, Tony, 2000-01-02-03
 Aguirre, Mike, 1998-99-00
 Agwuenu, Alonzo, 2012-13
 Ah You, Junior, 1969-70-71
 Aiker, Wiley, 1937-38-39
 Ainsworth, Jesse, 2003-04-05-06
 Aitken, Jim, 1950-51-52

Allen, Dick, 1947-48
 Allen, Doug, 1981-82-83-84
 Allen, Eric, 1984-85-86-87
 Allen, John (Bat), 1924-25
 Allen, John, 1951-52-53-56
 Allen, Loren (Kike), 1924-25-27-28
 Allen, Paul, 1941
 Allen, Tom, 1978-79
 Allison, Robert, 1974, 1976-77-78
 Alonzo, Dick, 1947-48-49-50
 Altieri, Thomas, 2006-07
 Amey, Vince, 1994-95-96-97
 Amobi, Josh, 1999-00-01-02
 Amoia, Vince, 1984-85
 Anderson, Andy, 1926
 Anderson, Ben, 1955-56-57-58
 Anderson, Derrall, 2010
 Anderson, Earl, 1926, 1929
 Anderson, Ed, 1951-52
 Anderson, Jamall, 2000
 Anderson, Kevin, 2012
 Anderson, Kim, 1977-78

Arcoraci, Robert, 1986
 Arivizu, Al, 1936-37
 Armstrong, Trace, 1985-86-87
 Arons, Curt, 1983-84
 Arredondo, Dan, 1953-54-55-56
 Arrozqui, Mike, 1969-70
 Artis, Carlos, 1993
 Austin, Aaron, 2003
 Austin, Cedric, 1922-23
 Austin, Lawrence, 1914
 Ayala, Adrian, 2002-03
 Ayer, Fred, 1905
 Ayers, Kevin, 2011-12

B

Baccus, Bob, 1940
 Bacon, Barry, 1992-93
 Bailey, Quinn, 2015-16
 Baker, Anthony, 1978-80-81
 Baker, James, 1971-72-73
 Baker, Jon, 1993-94
 Baker, Lamar, 2001-03-04
 Baker, Stephen, 1998
 Baklarz, Johnny, 1941-42
 Baldock, Cutter, 2012
 Ballan, Mike, 1993-94
 Ball, Marcus, 2014-15-16
 Ball, William, 1933-34-35
 Ballage, Kalen, 2014-15-16
 Ballard, Deke, 1972-73
 Baloney, Chris, 2006-07
 Balsamo, Tony, 1947-48-49-50
 Balshor, John, 1939-40-41
 Bandura, Beau, 2005
 Banks, Connor, 2001-02-03-04
 Banks, Darrell, 1989-90
 Barbarick, Henry, 1948-49
 Barge, Brian, 1978
 Barkley, Ted, 1946
 Barnes, Mike, 1995-96
 Barnett, Garner, 1947-48-49
 Barney, James, 1926-27
 Barrett, Josh, 2004-05-06-07
 Barry, John, 1915-16
 Barry, Pat, 1973
 Barth, Mike, 1999-00-01-02
 Barthel, Dave, 1976, 1978
 Bartholomew, Mike, 1958-59-60
 Bass, Ryan, 2008
 Bates, 2016
 Bates, Kendrick, 1997-98-99
 Bates, Mario, 1991-1992-1993
 Bates, Solomon, 1999-00-01-02
 Battle, Albrely, 1995-96-97-98
 Battle, Greg, 1982-83-84-85
 Battle, Terry, 1994-95-96
 Baumgartner, Tim, 1976
 Baumgartner, Dave, 1996
 Baxter, Bill, 1931-32-33-34
 Baxter, Richard, 1916
 Beal, James, 2000-01
 Beall, Charley, 1947-48-49
 Bear, Richard, 1985-86
 Beard, Danny, 1955

Beatty, Charles, 2012
 Bell, Frank, 1953-55-56
 Bell, George, 2010-11
 Bell, Jerry, 1978-79-80-81
 Bellamy, Worthy, 1896
 Belland, Joe, 1956-57-58-59
 Benedetti, Cino, 2003
 Benedict, Allen, 1956-57-58-59
 Benton, Grady, 1992-93
 Bercof, Mike, 2011-13-14-15
 Bereuter, Jeff, 2007
 Berg, Stephen, 2003-04-05-06
 Berger, Curtis, 1993-94
 Berry, Eric, 1988
 Bertelson, Edward, 1916
 Beverly, Ed, 1970-71-72
 Biang, Brian, 2000
 Bigbee, Mike, 1972
 Bigler, Don, 1959-60-61
 Bilton, James, 1951-52-53
 Bishop, Ezekiel, 2011-12-13-14
 Bisnett, Stephen, 2003-04-05
 Black, Bob, 1952
 Black, John, 1993, 1995
 Black, Mike, 1979-80-81-82
 Blakes, Greg, 1977-78
 Blount, Howard (Curley), 1931
 Blount, Ralph, 1905
 Boateng, Edmond, 2014-15-16
 Boetto, Anthony, 1919
 Bolden, Omar, 2007-08-10
 Bonderud, Fred, 1955
 Bonner, Ron, 1975
 Booker, Phil, 1966-67
 Boring, Archie, 1923
 Bosch, Frank, 1914
 Bostrom, Kent, 1985-86-87
 Bouck, Gary, 1978-79
 Bourgeois, O'Jay, 1957-58
 Bowen, Frank, 1922
 Bowen, Keith, 1988
 Bowers, Tyrone, 2003
 Bowles, Mike, 1978-79
 Bowyer, Walt, 1979-80-81-82
 Boyd, Jean, 1991-92-93
 Boyd, Larry, 1991-92-93
 Boyd, Robby, 1985-86-87-88
 Boyer, Jeff, 1997
 Boyer, Ricky, 1995-96-97
 Boyle, Bill, 1932-33-34
 Bradford, Carl, 2011-12-13
 Bradford, Jesse, 1958-59-60-61
 Bradley, Wayne, 1972
 Brady, Hilbert, 1937-38
 Brady, Jim, 1972
 Bramlet, Jim, 1964-65-66
 Branch, Bruce, 1978, 1980-81
 Brandon, Jim, 1950
 Brandt, Thomas, 1914
 Brasher, Bob, 1989-90-91-92
 Brass, Adam, 1989-90-91-92
 Bratkowski, Steve, 1980-81
 Breckenridge, Jay, 2002
 Breunig, Bob, 1972-73-74
 Bridgman, Jerry, 1960

Brimhall, Jacom, 2014-15-16
 Brimhall, Stanford, 1936-37
 Britton, Ché, 1997-98-99-00
 Brooks, James, 2008-09-10
 Brown, Carroll, 1922
 Brown, Chad, 1996-97
 Brown, Dickie, 1966-67-68
 Brown, John, 1965
 Brown, Kweshi, 2014-15
 Brown, Mark, 1992-93
 Brown, Pete, 1922
 Brown, Phillip, 1997-98
 Brown, Rice, 1971
 Brown, Ron, 1979-80-81-82
 Brown, Zach, 2007-08
 Brumhall, Hale, 1926
 Brundage, Joe, 1924-25
 Brunson, Mike, 1968-69
 Bryant, Jarrid, 2011-12
 Buchanan, Dave, 1968-69
 Buck, Leo, 1915
 Buckles, Al, 1947-48
 Bunger, Art, 1942
 Buntz, Bob, 1934-35-36
 Burch, Fred, 1956
 Burfict, Vontaze, 2009-10-11
 Burgess, Rudy, 2004-05-06-07
 Burghgraef, Lee, 2002-03-04-05
 Burke, Jason, 2003-04-05-06
 Burke, Johnny, 1933
 Burks, Justin, 2003-04
 Burns, Leo, 1937-39
 Burnstein, Brent, 1993-94-95-96
 Burton, Leon, 1956-57-58-59
 Bush, Steve, 1992-93-95-96

C

Cabral, Cohl, 2016
 Cade, Eddie, 1992-93-94
 Cade, Mike, 1981-82-83
 Cahill, Dwight, 1970
 Cahoon, Victor, 1987-88-89-90
 Cajic, Joe, 1994
 Caldwell, Bryan, 1978-79-80-82
 Caldwell, Kyle, 2003-04-05-06
 Calhoun, D.J., 2014-15-16
 Callaghan, Mike, 2008-09-10
 Callahan, Lowell, 1930, 33
 Callahan, Mitch, 1982-83
 Callicott, Reid, 1931-32
 Campbell, Steve, 1995-96-97-98
 Campolo, Dominic, 1939-40-41
 Camut, Joe, 1956-57-59
 Canidate, Cornell, 2002-03-05
 Carbajal, Manuel, 1991
 Carl, Bob, 1976-77-78-79
 Carnahan, Andrew, 2003-04-05-06
 Carothers, Ron, 1967-68-69
 Carpenter, Rudy, 2005-06-07-08
 Carr, Al, 1955-56-57-58
 Carr, Deveron, 2009-10-11-12
 Carr, Frank, 1980-82-83
 Carr, Henry, 1963
 Carr, Terrell, 2008

Carrington, Lloyd, 2013-14-15
 Carter, Bob, 1972
 Carter, Kirk, 1975
 Carter, Noble, 1899-00-02-03
 Cartledge, Crantz, 1896-97
 Carunchio, Dennis, 1957
 Carver, Shante, 1990-91-92-93
 Casey, Leland, 1929
 Casey, Tim, 1984
 Castle, Lewis, 1914
 Catanese, Zach, 2005-06-07-08
 Caywood, Cleo, 1928-29-30
 Caywood, Wallace, 1927-28-29
 Cercone, Matt, 1997-98
 Cesta, Joe, 1997-98
 Chambers, Gary, 2012-13-14-15
 Chambers, Steve, 1975-76-78
 Chandler, Maurice, 2016
 Charles, Derrick, 1995
 Charles, Parnell, 1931-92-93-94
 Chase, Cal, 1915
 Chatman, Terrell, 2016
 Cherry, Demetrius, 2014-15
 Cherry, J'Juan, 1997-98
 Chowanick, Mike, 1966-67-68
 Christensen, Chad, 2002-03-04-05
 Christensen, Allen, 1952
 Chuhlantseff, Don, 1988
 Cislaghi, Guido, 1930-31
 Clack, Darryl, 1982-83-84-85
 Clapp, Nick, 2004-05
 Clark, Greg, 1984-85-86-87
 Clark, Jonathan, 2009-10
 Clark, Kareem, 1996-97-98-99
 Clay, Macthier, 1999-00
 Claypoole, Scott, 1987-88
 Clements, Norman, 1928-29-30-31
 Clevenger, Francis, 1935-36-37
 Clevenger, Pat, 1964
 Clupper, Mike, 1969-70-71
 Coffin, Edwin, 1915-16
 Coffinger, Mike, 1953-54-55-56
 Cole, Ben, 1928-29-31
 Cole, Lee, 1994-95
 Cole, Roy, 1922
 Colella, Sam, 1951
 Coleman, Cecil, 1946-47-48-49
 Coleman, Davon, 2011-12-13
 Coleman, Phil, 1940-41
 Collett, Randy, 1973
 Collins, Guy, 1896
 Collins, Roger, 1947
 Collins, Shane, 1988-89-90-91
 Comeaux, Darren, 1980-81
 Connolly, Joe, 1968-69-70
 Conrad, Brady, 2006-07
 Conway, Gannon, 2011-12-13
 Conway, Joseph, 1916, 1919
 Cooper, Anson, 1930-31-32-33
 Cooper, Harley, 1950-51-52
 Cooper, Matt, 2000-01-02
 Coor, Lattie, 1928
 Copeland, Mike, 1983-84
 Coppinger, Jim, 1948-49
 Corneal, George, 1965




Tight End Kendrick Bates, #85, played for ASU from 1995-1999.

Aja, Manuel, 1947-48-49-50
 Ajawara, Sil, 2011-12-13
 Alapa, Clifton, 1973-74-76
 Albrick, Ed, 1948
 Alden, Scott, 1973-74-75
 Alexander, Cecil, 1922
 Alexander, Ray, 1973-74
 Alexander, J.D., 2016
 Alford, B.J., 1994
 Alford, Bob, 1950-51-52

Anderson, Lance, 1993-94-95-96
 Anderson, Max, 1965-66-67
 Anderson, Oliver, 1928-29-30
 Anderson, Sidney, 1933
 Anderson, Ted, 1937-38-39
 Andrews, Sam, 1938-39-40
 Appulese, Pat, 1962-63-64
 Apuna, Ben, 1977-78-79
 Apuna, Wayne, 1979
 Archuleta, Adam, 1997-98-99-00



Omar Bolden



Bruce Branch



Mike Brunson



Victor Cahoon



Rudy Carpenter



Joe Cesta

ALL-TIME LETTLEMEN



Wide Receiver Paul Day, #22, played from 1982-1986.

Cornell, Nick, 1991
 Cosentino, Dom, 1942-46-47
 Cosentino, Frank, 1938-39-40-41
 Cosgrove, Mark, 2016
 Cosner, Arthur, 1950
 Cosner, Ron, 1959-60-61
 Cote, Cade, 2016
 Coughran, Wiley, 1899-1900
 Cours, Ray, 1942
 Cox, Aaron, 1984-85-86-87
 Cox, Chans, 2015
 Cox, Rodney, 2004-06-07
 Coyle, Christopher, 2010-11-12-13
 Coyle, Ken, 1968-69-70
 Craft, Ken, 1960
 Craig, William, 1919
 Crawford, Eric, 1987-88-90-91
 Crawford, Malchi, 1994-95-97
 Crawford, Mike, 1983-84-85
 Crawford, Paul, 2014
 Crawford, Regis, 2000-01-02-03
 Crowe, Larry, 1973
 Crunkleton, Grant, 2006-07
 Crump, Koron, 2016
 Cruz, Juan, 1972
 Cuie, Ron, 1973
 Culp, Curley, 1965-66-67
 Cupchak, Mike, 1959-60
 Capps, Tom, 1954
 Curnow, Murray, 1902
 Curran, Dick, 1952-53
 Carrier, Bob, 1973
 Curry, Howard, 1931
 Curry, John, 1923
 Curtis, Jim, 1936-37
 Czaplak, Ed, 1950

D
 Dains, Charley, 1914
 Dalmolin, Al, 1934-35-36
 Dana, Farrell, 1927-28
 Dana, Lorel, 1923-24
 Daniel, Willie, 1998-99-00-01
 Daniels, Vergie, 1926
 Darby, Alden, 2010-11-12-13
 Darley, Quency, 2004-05
 Davenport, Bob, 1968-69-70
 Davis, Alma, 1899-00-02
 Davis, Bennet, 1934-35-36
 Davis, Bill, 1938-39-40
 Davis, Dexter, 2006-07-08
 Davis, Jake, 1946
 Davis Jr., Mike, 2002-03-04-05
 Davis, Richard, 1989
 Davis, Rick, 1963-64-65
 Davis, Roger, 1970-71
 Davis, Troy, 1996-97-98
 Davison, Jerone, 1991-92
 Day, Paul, 1983-84-85-86
 Dayries, Emanuel, 2014-15
 Dean, Chip, 1975-76
 DeArmas, Christopher, 2010-11
 DeBono, Paul, 1990
 Decker, Jeff, 1991

DeClerco, Jack, 1928
 Dedrick, Doug, 1976-77
 DeFrance, Chris, 1977-78
 DeKellis, Tom, 1938-39
 Delbridge, Larry, 1970-71-72
 DeLeone, Dean, 2009-10
 Della Libera, Gino, 1955-56-57-58
 Delnoce, Ryan, 1999-00
 Delnoce, Tom, 1967-68-69
 Demery, Calvin, 1969-70-71
 Denets, Roderick, 1999-00
 Dennard, Glenn, 1984-85
 Dennard, Ryan, 1999-00-01
 Denton, Jim, 1975
 Derbis, Al, 1951-52-53
 DeRosa, Rudy, 1948
 DeWitty, Shaun, 2005-06-07-08
 DiBrell, Zack, 1975
 Dice, John, 1988
 Dick, Wilbur (Skipper), 1927-28-30-31
 Diggs, George, 1947-48
 Dillard, Rodney, 1985-86-87-88
 Dilley, Chuck, 1956
 Discarufino, Raul, 1960
 Dixon, David, 1990-91
 Dixon, Emilio, 1950
 Dixon, Ralph, 1979-80
 Dougherty, Clyde, 1942, 46
 Douglas, Jamil, 2011-12-13-14
 Dragon, Oscar, 1969-70-71
 Drago, Justin, 1991-92-93-95
 Drake, Joe, 1957-58-59-60
 Driscoll, Francis Patrick, 1947
 Duca, Sam, 1949-50-51
 Duckens, Mark, 1987
 Dudek, Tom, 1951
 Dugan, Mike, 1982-83
 Dumsch, Aaron, 1998
 Dunn, Dan, 1964-65-66
 Dunn, Jack, 1953
 Duvall, Claude, 1932-33-34
 Dyer, Ken, 1956-66-67
 Dykes, Frank, 1904
 Dykes, John, 1903-04-05

E
 Each, Jake, 1998-99
 Easley, Floyd, 1986, 88
 Easley, J.B., 1926
 Eason, Nijrell, 1999-00
 Easter, Brian, 1993
 Eberhard, Ray, 1960
 Echols, Bryson, 2016
 Edwards, Marshall, 1977-78
 Edwards, Mike, 1984-85
 Egloff, Dick, 1965-66-67
 Ehasz, Norm, 1976
 Ekstrand, Don, 1970-71
 Elder, Eddie, 2010-11
 Eley, Monroe, 1970-71
 Elko, Bill, 1979
 Ellingson, George, 1933-34-35-36
 Ellsworth, Ed, 1924-25

Emanuele, Nick, 2011
 Emery, Alonzo, 1971-72-73
 Enderton, Herbert, 1915
 Endres, George, 1971-72-73
 England, Cecil, 1928-29
 English, Jonathan, 2007-08
 Epps, Raymond, 2015-16
 Erhardt, Ron, 1955-56-57-58
 Ervin, Paul, 1974-75-76
 Eslinger, Jim, 1951
 Essley, Rod, 1978-79-80
 Estrada, Raphael, 1922
 Eubank, Michael, 2012-13
 Evans, Garland, 1973-74
 Evans, Wes, 2005-06-07

F
 Fa'aita, Tim, 2002-03
 Facchine, Larry, 1961-62-63
 Fadock, George, 1975-76-77
 Fair, Ron, 1987, 1989
 Falahola, Saia, 2008-09-10
 Falkner, Brandon, 1999-00-01
 Fallon, Tom, 1951-52-53
 Fanaika, Paul, 2005-06-07
 Fancher, Don, 1950, 1952
 Fanelli, Sam, 1962-63-64
 Fanning, Darwood, 1939
 Fanucci, Mike, 1968-69-70
 Farlow, Marlon, 1994-96-97
 Farmer, Paul, 1937
 Farrell, Dennis, 1967-68
 Fatouras, Bill, 1950
 Faust, Bill, 1959
 Fawley, Matt, 2002-03
 Fedorchak, Steve, 1961-62
 Felix, Brian, 1976-77-78-79
 Ferrara, Nick, 1969
 Fie, Bennie, 1939
 Fie, Willie, 1939-40
 Fields, Eric, 1998-99-00-01
 Fields, Floyd, 1987-88-89-90
 Figueroa, Humbert, 1942
 Figueroa, Steven, 2010
 Finch, Robert, 1915
 Finkenber, Evan, 2010-11-12-13
 Finley, Dick, 1928-29
 Finn, Chris, 1994-95-96
 Fireman, Bert, 1932-33-34
 Fisers, Adrian, 1980
 Fisher, Ed, 1969-70
 Fisher, Kelvin, 1988-89-90-91
 Fiso, Salamo, 2013-14-15-16
 Fitzgerald, C.N., 1904
 Fleming, Jesse, 1964-65-66
 Fletcher, Dick, 1954-55
 Fletcher, Tom, 1952
 Flint, George, 1959-60-61
 Florence, Eriquel, 2014
 Flowers, Delvon, 1999, 2001
 Flowers, Erik, 1998-99
 Flowers, O.J., 1997
 Floyd, Clint, 2008-09-10-11
 Fobbs-Valentino, A, 2005-06-07

Folmer, John, 1963-64-65
 Fonner, Dave, 1955-56-57-58
 Fonoti, David, 1983-84-85
 Ford, Daniel, 1986-87-88
 Ford, Derrick, 1996-97-98
 Ford, Tom, 1955-56-57-58
 Forrister, Dewey, 1964-65-66
 Forth, Brian, 1997-98-99-00
 Foster, D.J., 2012-13-14-15
 Foster, Gene, 1962-63-64
 Foster, Jack, 1915
 Foster Jeffrey, 1994
 Fox, Art, 1936-37
 Fox, Ben, 2000
 Fraboni, Mitchell, 2014-15-16
 Franklin, Emmanuel, 2001-03-04
 Franklin, Jason, 2015
 Frazier, Ben (Buttons), 1929-30
 Freedman, Mitchell, 1995-96-97-98
 Freeman, Vernon, 1923
 Freestone, Al, 1924-25-26
 Freney, Clay, 1959-60-61
 Fresh, Pat, 1991
 Frew, Jack, 1935-36
 Frick, Henry Clay, 1932
 Fridrich, Pat, 1979
 Fritsch, Warner, 1937-38-39
 Fry, Vomen, 1932-33-34
 Fulcher, David, 1983-84-85
 Fuller, Bob, 1948-49-50
 Fulton, Skyler, 2000-01-02-03
 Furrey, Meryl, 1931-32-33
 Futch, Tom, 1955

G
 Gabbidon, Earl, 1980
 Gable, Glen, 1994-95-96-97
 Gaddis, Earl, 1982-83
 Galbreath, Kevin, 1990-91-92
 Gallardo, Ed, 1968-69
 Gallimore, Jeff, 1983-84-85-86
 Gallon, Steve, 2011
 Galloway, Duane, 1981-82
 Gammage, Fred, 2013-14-15-16
 Garbarini, Henry, 1975
 Garcia, Andres, 2012
 Garcia, Ernie, 1954
 Garcia, Joe, 1940-41
 Garcia, Stephen, 1998-99
 Garoutte, Alex, 2011-12-13-14
 Garrett, Chris, 1985-86-87-88
 Garrison, Cliff, 1925
 Gaskell, Bob, 1963-64
 Gedman, Wayne, 1953-54-55-56
 Geldian, Gerry, 1973-74-75
 Gennicks, Elza, 1999
 Gerber, Tom, 1981-82-83-84
 Gerhart, Coltin, 2015-16
 Gerhart, Garth, 2008-09-10-11
 Giacomina, Pete, 1936
 Gibbons, Walter, 1946
 Gibson, Oscar, 1940-41
 Gieger, Jack, 1956-57
 Gill, Darrell, 1976-77-78


Gillette, Don, 1935-36
 Gipson, Mike, 1981
 Gittens, Willie, 1979-80-81-82
 Given, David, 1978
 Glass, Paul, 2000-01
 Glass, Uumoiya, 1994
 Glenn, Sid, 1947-48
 Goddard, Delbert, 1923-24-25-26
 Goddard, Russell(Runt), 1927-29-30
 Goethel, Travis, 2006-07-08
 Golden, Josh, 2002-03-04-05
 Gonzalez, Zane, 2013-14-15-16
 Good, Brent, 2008
 Goodfellow, Bob, 1950
 Goodman, Devin, 2012-13-14-15
 Goodman, Evan, 2012-14-15-16
 Goodman, Griffin, 1999-00
 Goodman, John, 1964-65-66
 Goodwin, Garfield, 1896, 98
 Goodwin, Gordon, 1919
 Goodwin, Johnny, 1922-23-27
 Gorczyca, Matt, 2001
 Gordon, Larry, 1973-74-75
 Gosselin, Bill, 1947-48-49-50
 Goulette, Fred, 1914
 Graham, John, 1946
 Graham, Maurice, 1933
 Grannell, Dave, 1973
 Grant Eddie, 1986-87-88-89
 Grasmoen, Ed, 1927
 Grassl, Karl, 1953-54-55-56
 Grassl, Tom, 1955-56-57-58
 Graven, Kevin, 1982-83-84
 Gray, Jeff, 2005-06-07
 Gray, Richard, 1969-70-71
 Graybill, Dave, 1953-54-55-56
 Greathouse, George, 1957
 Greaves, George, 1978
 Green, Bob, 1953
 Green, Chad, 2004-05-06
 Green, Gerald, 1998-99
 Green, Ray, 1939-40-41
 Green, Willie, 1981-83-84
 Green, Woody, 1971-72-73
 Gregory, Milne, 1937
 Grice, Marion, 2012-13
 Gridler, Buzz, 1976

Grier, John, 1984
 Griffin, Richard, 1967-68
 Griffith, Bill, 1926-27-28
 Griffith, Paul, 1928-29-30-31
 Groebner, Daniel, 2016
 Grow, Dan, 1967
 Guignard, Deion, 2016
 Guinn, Jeff, 1980
 Guliford, Eric, 1989-90-91-92
 Gumpf, John, 1954-55-56-57
 Gunville, Keith, 1949-50-51
 Gustavis, Robert, 2004-05-06-07
 Guthrie, Dane, 2006-07
 Guthrie, Harry, 1927
 Guthrie, Paul, 1936
 Gutierrez, Steve, 1951
 Guy, Lawrence, 2008-09-10


H
 Haack, Matt, 2013-14-15-16
 Haberman, Tom, 1981
 Hackett, O.J., 2001
 Hackleman, Randolph, 1932-34-35
 Hackworth, Carl, 1938
 Hagan, Derek, 2002-03-04-05
 Haigler, Charles, 1896-99-00-02
 Haines, Lewis, 1942
 Hale, Steve, 1973
 Hall, Reedy, 1971-72-73
 Hall, Windlan, 1969-70-71
 Hallman, Lou, 1952
 Hammer, Bill, 1949-50
 Hammit, Barton, 2001
 Hampton, Don, 1960
 Hampton, Jim, 1953
 Hangartner, John, 1955-56-57-58
 Hankins, Trevor, 2009-10
 Hanna, Herbert, 1899-1900-02
 Hanna, I., 1916
 Harbison, Doyle, 1926
 Hardesty, London, 1930-31-32-33
 Hardison, Marcus, 2013-14
 Hardy, Bruce, 1974-75-76-77
 Hargis, Jon, 2007-08-09-10
 Harkrader, Tommy, 1989-90-91-92
 Harlan, Stan, 1942



Darryl Clack



Curly Culp



Justin Drago



Kenneth Ford



Chris Garrett



John Goodman

ALL-TIME LETTERMEN



Matt Haack, #26, has been a Punter for the Sun Devils since 2013.

Harper, Elton, 1933-34
 Harper, Emery, 1950-51
 Harper, John, 1955
 Harris, Al, 1975-76-77-78
 Harris, Darryl, 1984-85-86-87
 Harris, Fenn, 1915
 Harris, Floyd, 1964
 Harris, John, 1975-76-77
 Harris, Mike, 1977-78
 Harrison, Herman, 1961-62-63
 Harry, N'Keal, 2016
 Hart, Charles, 1935
 Harvey, Emerson, 1937-38
 Harvey, Eric, 1993
 Harvey, Jalen, 2015-16
 Harvey, Stacy, 1984-85-86-87
 Hasting, Weldon, 1936-37-38
 Hatch, Genger, 1926
 Hatch, Merrill, 1924-25-26
 Hawes, Turner, 1924-25
 Hawkins, Ben, 1963-64-65
 Hawn, Jim, 1980-81-82
 Hayes, De'Chavon, 2015-16
 Hayes, Mark, 1988-89-90
 Haynes, Mike, 1972-73-74-75
 Heap, Todd, 1998-99-00
 Heffelman, Ralph, 1916
 Hellig, Jim, 1974-75
 Hellam, Duane, 1951-52-53
 Helton, John, 1966-67-68
 Hemminger, Robert, 1983
 Hendershot, Larry, 1966
 Hendricks, Bob, 1950-52-53
 Hendricks, Don, 1977-78-79
 Henness, Julie, 1922
 Henry, Bernard, 1978-79-80-81
 Henshaw, Hascall, 1938-39-40
 Hernandez, Joe, 1939-40
 Herring, Keegan 2005-06-07-08
 Herty, Hal, 1940-41
 Hewlett, Glen, 1947
 Hezmalhalch, Bob, 1930-31
 Hezmalhalch, Charles (Chil), 1931-32
 Hickman, John, 1952-53-54-55

Hicks, Ben, 1896-97
 Hicks, Hadley, 1956
 Hicks, Mark, 1980-81-82
 Hicks, Steve, 1977-78
 Hightower, Davaren, 1998-99-00-01
 Higley, Tom, 1905
 Hildreth, Don, 1947
 Hill, Alonzo, 1961-62-63
 Hill, Bruce, 1963-64-65-66
 Hill, Christian, 2016
 Hill, Gavin, 1990, 1992
 Hill, Hakim, 2002-03
 Hill, J.D., 1967-68-70
 Hill, Jordan, 2003-04-05-06
 Hill, Randy, 2003-04-05
 Hinton, Houston, 1932
 Hitchcock, Dan, 1922
 Hoban, Tim, 1969-70-72
 Hobbs, Charley, 1973-74
 Hodgdon, Drew, 2001-02-03-04
 Hoekstra, Joshua, 2015
 Hoffman, Jeff, 1996-97
 Hogan, John, 1950
 Hogansen, Jim, 1936
 Holden, Steve, 1970-71-72
 Holliday, Jeffery, 2010-11-12
 Holloway, Michael, 2001
 Hollyfield, DeWayne, 2004-05
 Holman, Jarrell, 2008
 Holt, Guy, 1916
 Hons, Todd, 1982-83
 Hood, James, 1983
 Hood, Jaxon, 2012-13-14
 Hooker, Fair, 1966-67-68
 Hooks, Bryan, 1988, 90-91-92
 Hoover, Darrell, 1963-64-65
 Hoover, Melvin, 1977-78-79-80
 Hopkins, Chris, 1992-93-94-95
 Hornbeck, Ken, 1966-67-68
 Houser, John, 1972-73-74
 Howard, Phil, 2001-02
 Hoverson, Buzzie, 1951

Howe, Andy, 2006
 Howe, Dewey, 1915
 Howell, Chad, 2000
 Huber, Albert, 1928-29
 Huber, Kenneth, 1930
 Hubley, Lawrence, 1988-89
 Hubner, Josh, 2011-12
 Hudgens, Bill, 1942
 Hudson, Brett, 2002-03
 Hudson, Greg, 1973-74
 Hudson, Tommy, 2016
 Huffley, Bernard, 1931
 Hugoboom, Cliff, 1947-48-49-50
 Hummer, George, 1966-67-68
 Humphreys, Connor, 2015
 Hurst, Grady, 1970-71
 Hutchins, Julius, 1977
 Hutchinson, 1903

I
 Iani, Lou, 1950-51-52-53
 Igono, Josiah, 1999-00
 Iguo, Brad, 1977-78-79
 Ingalis, Davis Everett, 1947
 Ioane, Junior, 1998-99
 Irabor, Osahon, 2010-11-12-13
 Irvin, Ivory, 1989-90-91
 Ivy, Archie, 1915-16


J
 Jackson, Courtney, 1996-97-98-99
 Jackson, Lenzie, 1995-96-97-98
 Jackson, Reggie, 1965
 Jackson, Ron, 1959-60
 Jacobs, John, 1961-62-63
 James, Lynn, 1987-88-89
 James, Robert, 2004-05-06-07
 Jankans, Bart, 1954-55-56-57
 Jankans, John, 1952-53-54-55
 Jarrett, Jamar, 2008-09-10-11
 Jeffcoat, Jim, 1979-80-81-82
 Jefferson, Ellis 2014-15-16
 Jefferson, John, 1974-75-76-77
 Jefferson, Randy, 1986
 Jenkins, Everett, 1935-36
 Jenkins, Ralph, 1953
 Jenkins, Ryan, 2016
 Jennings, Brian, 1997-98-99
 Jensen, Cliff, 1955
 Joelson, Greg, 1987-88
 John, Riley, 2016
 Johannesen, Jeff, 1997-98
 Johnson, Bobby, 1964-65
 Johnson, Bobby, 1967-68
 Johnson, Brandon, 2010-11-12
 Johnson, Brett, 1986-87
 Johnson, DeAndre, 2004
 Johnson, Ellis, 1923
 Johnson, Glenn, 1941, 47
 Johnson, Gordon, 1914
 Johnson, James, 2014-15-16
 Johnson, Johnathan, 2006-07
 Johnson, John Henry, 1952
 Johnson, Keelan, 2009-10-11-12

Johnson, Ken, 1983
 Johnson, Kyle, 2010-11-12
 Johnson, Larry, 1995-96-97
 Johnson, Nick, 2002
 Johnson, Sam, 1972-73
 Johnson, Steve, 1984-85
 Johnson, Terence, 1987-88-89-90
 Johnson, Tony, 1986-87-88
 Johnson, Traivon, 1994-95-96
 Jones, Alma, 1902-03-04-05
 Jones, Anthony, 1996-97
 Jones, Anthony, 2011-12-13
 Jones, Bernard, 1986-87
 Jones, Bryan, 1923-24
 Jones, Charley, 1956-57
 Jones, Dan, 1979-80
 Jones, Ed, 1922-23
 Jones, Ken, 1957
 Jones, Leon, 1933-34
 Jones, Levi, 1998-99-00-01
 Jones, Little, 2004-05-06-07
 Jones, Mark, 1974-75-76-77
 Jones, Mike, 2005-06-07-08
 Jones, Nolan, 1958-59-60-61
 Jones, Preston, 2004-05-06-07
 Jones, Sam, 2015-16
 Jones, Shane, 2002-03
 Jones, Shannon, 2005-06
 Jones, Wes, 1926
 Jononch, Tom, 1942-43-44-45-46
 Jordan, Josh, 2008
 Joseph, Jeff, 1984-86-88
 Judah, Garrett, 2007
 Julian, John, 1954-55
 Julian, Max, 1941
 Julian, Tom, 1969-70
 Justin, Paul, 1987-88-89-90

K
 Kajikawa, Bill, 1934-35-36
 Kalastro, Mark, 1937-38-39
 Kallis, Todd, 1984-85-86-87
 Kane, Jim, 1966-67-68
 Karasek, Chuck, 1962
 Karney, Mike, 2000-01-02-03
 Kastl, Cameron, 2010-11
 Kavinsky, Joe, 1953
 Kavzarich, Adolph, 1928
 Kealy, Ryan, 1997-98-99
 Kec, Bob, 1962-63-64
 Keegan, William E., 1904
 Kegans, Scott, 1981-82
 Keller, Dale, 1961-62
 Keller, Sam, 2003-04-05
 Kelley, Jim, 1970
 Kelly, Nick, 2013-14-15
 Kelly, Seanan, 1998
 Kelly, Taylor, 2011-12-13-14
 Kendall, Devin, 1995-96
 Kendrick, Bill, 1958
 Kennedy, Mike, 1967-68-69
 Kennedy, Ronald, 2012
 Kentera, Larry, 1947-48-49
 Kern, Don, 1982-83
 Kerr, Ken, 1956-57-58
 Keyton, James, 1980-81-82-83
 Kiburz, Brad, 1975-76
 Kiby, Bruce, 1970-71-72
 Kidd, Albert, 1983
 Kiefer, Karl, 1957-58-59
 Kikut, Aski, 1963
 Killingsworth, John R., 1946-47
 Kimball, Will, 1953-54
 Kimbrough, Nathan, 2005-06-07
 Kindig, Ed, 1972-73

King, Alex, 2004-05-06
 King, Clarence, 1922
 King, Ozzie, 1946-47
 King, Nate, 1981-82-83-84
 Kingsbury, Kyle, 2004
 Kirby, Scott, 1985-86-87-88
 Kirby, Tim, 1989-90-91
 Kleindorfer, Harry, 1953-54
 Kleinman, Heber, 1932-33-34
 Klepacki, John, 1963-64
 Knapp, Dan, 2008-09-10-11
 Knight, John, 1983-84-85
 Knudson, Gary, 1987-88
 Kochanski, Allen, 1984
 Kochanski, Mark, 1979-80
 Koebensky, Kody, 2010-11-12-13
 Kofe, Will, 2005-06
 Kohl, Kody, 2012-13-14-15-16
 Kohl, Trevor, 2009-10-11
 Kohrs, Robert, 1977-78-79
 Koisdowski, Dick, 1955-56-57-58
 Kolb, Chuck, 1963-64
 Komadina, Frank, 1942
 Konisetti, Kipeli, 2011-12-13
 Koontz, Craig, 1999-00
 Kordas, Greg, 1990-91-92
 Kosier, Kyle, 1999-00-01
 Koski, Wilbert, 1946
 Koss, Stein, 1983-84-85-86
 Kramer, Frank, 1985
 Krofchik, Charles, 1958-59
 Krofchik, Mike, 1960-61-62
 Krohn, Jeff, 2000-01
 Krula, Zach, 2003-04-05-07
 Kuzhi, Kani, 1977-78-79
 Kush, Dan, 1973-74-75-76
 Kush, Joe, 1961-62-63
 Kyle, Jason, 1993-94
 Kysar, Jeff, 1991-92-93-94


L
 LaBass, Eddie, 1947-48
 Lacey, Andre, 1990
 Lackey, Bob, 1939-40-41
 LaDuke, Nathan, 1987-88-89-90
 Lambeth, Jim, 1957-58-59-60
 Lambson, Marshall, 1973
 Land, Derrick, 1991
 Landers, Tim, 1988-89-90-91
 Landman, Brendan, 2014
 Landreth, Glenn, 1937-38
 Lane, Arthur, 1977, 1979
 Lane, J., 1916
 Langford, Larry, 1965-66-67
 Langridge, Mike, 1994-95
 Langston, Justin, 1994-95
 Langston, Mike, 1981-82
 Lancker, Glen, 1975
 Larson, Doug, 1986-87-88
 Larson, Winston, 1931-32
 Lasher, Kurt, 1989-90-91
 Lathrop, Kit, 1976-77
 Latu, Alani, 2013-14-15-16
 Latu, Mo, 2012-13-14-15
 Latu, William, 2013-14-15-16



Defensive Rush Tackle Junior Ioane, #92 played for ASU from 1998-1999.



Al Harris



Mike Haynes



Hascall Henshaw



Jeff Joseph



Paul Justin



Ryan Kealy

ALL-TIME LETTERMEN



Offensive Lineman Shawn Lauvao, #67, played for ASU from 2006-2009.

Laubach, Harry, 1948-49
 Lauderdale, Eric, 2015
 Lauffer, Mues, 1923
 Lauderdale, Eric, 2016
 Laughlin, Larry, 1966
 Lauvao, Shawn, 2006-07-08
 Law, Dick, 1949
 Lawal, Malik, 2016
 Laws, Arnold, 1989-90-91
 Lea, George, 2016
 Leaphart, Randy, 1995-96-97-98
 LeBaron, T., 1928
 Lee, Bob, 1964
 Lee, Tim, 1959-60-61
 Lee, Michael, 1977-78, 1980
 Leebriek, Karl C., 1905
 Leeck, Rick, 1969
 Leonard, John, 1999
 LeSueur, Bob, 1946
 Lewis, Danny, 2012
 Lewis, Deantre, 2010-12-13-14
 Lewis, Hal, 1964
 Lewis, Jamaal, 2003-04-05-06
 Lewis, Jason, 2016
 Lewis, LeQuan, 2009-10
 Lewis, Sammy, 1946-47-48
 Lewis, Scott, 1978-79-80
 Lewis, Ronald, 2014
 Leyva, Victor, 1997-98-99-00
 Lightfoot, Daryl, 2001-02-03
 Likio, Ali, 2003
 Lilloco, Tom, 1931-32-33
 Lindsey, Chad, 2005-07
 Lindsey, Frank, 1942
 Lingley, Bill, 1930
 Livingston, Terry, 1957-58
 Locke, Dick, 1959-60-61
 Locke, Lawrence, 1952
 Locke, Roger, 1960-61-62
 Lockling, Bert, 1916
 Loia, Tony, 1978-79-80-81
 Lombardi, Tony, 1980-81-82-84
 Lombard, Maurice, 2004-05
 Longino, Antonio, 2013-14-15

Lopez, Henry, 1904
 Lopker, Brian, 1983-84
 Lorenzen, Chris, 1974-75
 Lorrick, Tony, 1961-62-63
 Lou, Ron, 1970-71-72
 Lovas, Lee, 1953
 Love, Grayling, 2002-03-04-05
 Lovett, Mark, 1974-75-76
 Lowe, Obie, 1966
 Lucas, Dan, 1993-94
 Lucas, J.W., 2003
 Lucien, Devin, 2015
 Luckett, Lucien, 1941
 Ludden, Bill, 1938-39
 Lueck, Bob, 1963-64-65
 Lumpkin, Joey, 1978-79-80
 Lumpkin, Ron, 1970-71-72
 Lundie, Jim, 1954-55

Ron Lou, #51, was a Center for ASU from 1970-1972.




Lunebring, H., 1934
 Lusher, Lyle, 1932-33-34
 Luthcke, Bob, 1952-53-54
 Lynn, Brad, 1942
 Lyons, Shelly, 2008-09-10-11

M

MacDonald, Chris, 2004-05
 Mackey, Charlie, 1953-54-55-56
 Mackey, Dick, 1951-52-53-54
 Mackie, Dan, 1979-80-81
 MacLennan, Kenneth, 1914-15
 Madden, Dan, 1982-83-84
 Maddox, Frank, 2000-01-02-03
 Madrid, Ruben, 1953-54
 Magazzeni, Tom, 1983-84
 Magee, Angelo, 2011
 Magee, Brandon, 2008-09-10-12
 Mahlstede, Jeff, 1987-88
 Maier, Jeff, 1991
 Maier, Lewis, 1914-15-16
 Malamala, Stanley, 2008
 Malone, Art, 1967-68-69
 Malone, Ben, 1971-72-73
 Malone, James, 1983
 Malone, Mark, 1977-78-79
 Maloney, Mike, 1979-80
 Mann, Richard, 1966-67-68
 Manning, Ronald, 1952
 Mansperger, Dick, 1956-57
 Manutai, Beau, 2005-06
 Marcisz, Michael, 2010-11
 Marich, George, 1937
 Marich, Martin, 1940-41
 Markichevich, Mark, 1947-48-49-50
 Marmie, Larry, Jr., 1989-90-91
 Marquardt, Michael, 2006-07
 Marsh, Trent, 2011

Marshall, Cameron, 2009-10-11-12
 Marshall, Verling, 1926
 Martens, Rudy, 1932
 Martin, Jason, 1990
 Martin, Michael, 1995-96-97
 Martin, Steffon, 2012-13
 Martin, Steve, 1988
 Martinez, Mike, 1974-75-76
 Martinez, Tiff, 1923-33
 Martz, Troy, 1992-93-94
 Masanial, Danny, 2000-01
 Mason, Matt, 2002
 Mason, Olin, 1939-40
 Mason, Pat, 1989
 Mataali, Rocky, 1974-75
 Matesic, Andy, 1951
 Mathews, Brandon, 2016
 Matlock, Steve, 1971-72
 Maucieri, Nick, 1951-52-53
 Mauck, Ed, 1963-64
 Maxwell, Vernon, 1979-80-81-82
 Mazur, Scot, 1981-82
 Mbanefo, Chike, 2011
 McAllister, Brad, 1991
 McCann, Jim, 1969-70
 McCartney, Dedrick, 1994-95
 McCarty, Ossie, 1959-60-61
 McCarty, Tommy, 1927-28-29-30
 McClanahan, Brent, 1970-71-72
 McClendon, Skip, 1985-86
 McClure, Tyler, 2016
 McCollum, A.J., 2016
 McCombs, 1905
 McConnell, Bill, 1937-38-39
 McCook, Ron, 1994-95-96
 McCorvey, Jason, 1993
 McCoy, Clyde, 1991-92-93-94
 McCray, Prentice, 1970-71-72
 McCray, Stephen, 2013-14-15-16
 McCreary, Aaron, 1914
 McCullar, Cecil, 1928-29-30-31
 McCullar, Earl, 1930-31-32
 McCullen, Shane, 2010-11-12-13
 McDaniel, Randall, 1984-85-86-87
 McDonald, J.B., 1942
 McDonald, Joe, 1963-64
 McDonald, Jordan, 2011-12
 McDonald, Shaun, 2000-01-02
 McDonald, Tariq, 1997-98-99
 McDowell, Fred, 1929-30-31
 McEven, E., 1934
 McFalls, John, 1959-60-61
 McFoy, Ryan, 2006-07-08
 McGaha, Chris, 2006-07-08
 McGarth, Tom, 1936
 McGee, Garrick, 1992
 McGehee, William, 2013-14-15
 McGill, Lenny, 1990-91-92-93
 McGlothen, Larry, 1983-84-85-86
 McGray, Cornelius, 1950
 McGrew, John, 1896
 McIntyre, Jeff, 1977-78
 McKenzie, Chris, 2003-04
 McKey, Hase, 1962-63
 McKinney, Jermaine, 2001-02-03
 McNeely, Johnny, 1932-33



Dimitri Nance, #31, was a prolific receiver from 2007-2009 for ASU.

McNeill, Henry, 1929
 McReynolds, Ryan, 1987-88-89-90
 Means, Solomon, 2013-14-15
 Medigovich, Dave, 1946-47-48
 Mee, Hamilton, 1996-97
 Meitzler, Al, 1957
 Mendoza, Carlos, 2012-13-14-16
 Merriweather, Tashaka, 2006
 Meskimons, Irving, 1905
 Messenger, Mike, 1968-69-70
 Metcalf, Drew, 1987-88-89-90
 Meyer, Jim, 1983-84
 Meyer, John, 1979-80-81
 Meza, Henry, 1953
 Miceli, Rob, 2000
 Middlebrooks, Kyle, 2010-11-12-14
 Milazzo, Peter, 1993
 Miles, Jamal, 2009-10-11-12
 Miller, B.J., 2000-01
 Miller, Brent, 2004-05-06-07
 Miller, Frank, 1905
 Miller, Halbert, 1905
 Miller, Hamilton, 1916
 Miller, Matt, 2002-03-04-05
 Miller, Seth, 1967-68-69
 Miller, Steven, 2016
 Miller, Ted, 1935
 Miller, Zach, 2004-05-06
 Milliron, Jim, 1962-63
 Mills, Kellen, 2004-05-06-07
 Mills, Toby, 1990-91-92-93
 Mineah, Ralph D., 1916
 Miniefield, Kevin, 1989-90-91-92
 Miniti, Bob, 1960-61-62
 Mistler, John, 1978-79-80
 Mitacek, Frank, 1963-64
 Mitcham, Gene, 1951-52-55-56
 Mitchell, Ed, 1955-56-57-58
 Mitchell, Kenny, 1995-96-97-98
 Moeakiola, Laiu, 2012-16
 Moeur, Kelly, 1914-15
 Monago, Ted, 1992
 Montesanto, Brian, 2000-01-02-03
 Montgomery, George, 1990-91-92-93
 Montgomery, Jim, 1946-47
 Montgomery, Mario, 1981-82-83-84
 Moore, Alvin, 1978-79-81-82
 Moore, Dereck, 1989-90-91-92
 Moore, Jason, 1998-99-00
 Moore, Randy, 1973-74-75

Moos, Bo, 2009-10-11
 Mora, Jon, 2012
 Morales, Mike, 1996
 Morant, Tranell, 2006
 Moreland, John, 1978-79-80
 Meitzler, Al, 1957
 Morris, Cyrus, 1932-33-34
 Morris, Joseph, 2013
 Morrison, Duane, 1949-51-52
 Morrison, James, 2009-10-11-12
 Mortensen, Fred, 1975-76-77
 Moses, Glen, 1928-29-30
 Moss, Eric, 1990-91
 Moss, Speck, 1914
 Motes, Theo, 1923-24
 Mott, Chris, 1975-76-77-78
 Moyer, Paul, 1981-82
 Mucker, Larry, 1974-75-76
 Muder, Don, 1977
 Mueske, Daryl, 1978-79-80-81
 Muffley, Bernard, 1931
 Muldrow, Marquise, 2000-01
 Mulgado, Bobby, 1954-55-56-57
 Mullen, Bob, 1924-25-27
 Mullen, Oscar, 1896
 Muniz, Manuel, 1946-47-48-50
 Munns, Gerald, 2006-07-09-10
 Murphy, Jim, 1963-64
 Murphy, Kyle, 1994-95-96-97
 Murphy, Nick, 1999-00-01
 Murphy, Richard, 1995
 Mustafa, Isaiiah, 1995-96
 Mutz, Moey, 2003-04-05

N

Nance, Dimitri, 2006-07-08-09
 Napolitano, Dan, 1954-55-56-57
 Napolitano, Dick, 1954-55-56
 Nathe, Marshall, 2016
 Nelson, De'Mariya, 2013-14
 Nelson, Dornel, 1960-61-62
 Nelson, Matt, 1993-94
 Nelson, Robert, 2012-13
 Nenaber, Brett, 2005-06-07
 Nelson, Robert, 2012-13
 Nesbet, Jim, 1936-37
 Neumore, David, 1987-88
 Newsome, Craig, 1993-94
 Nguyen, Khoa, 2001-02
 Niko, Damien, 2001




Bob Kohrs



Mike Langston



Tony Lorrack



Ben Malone

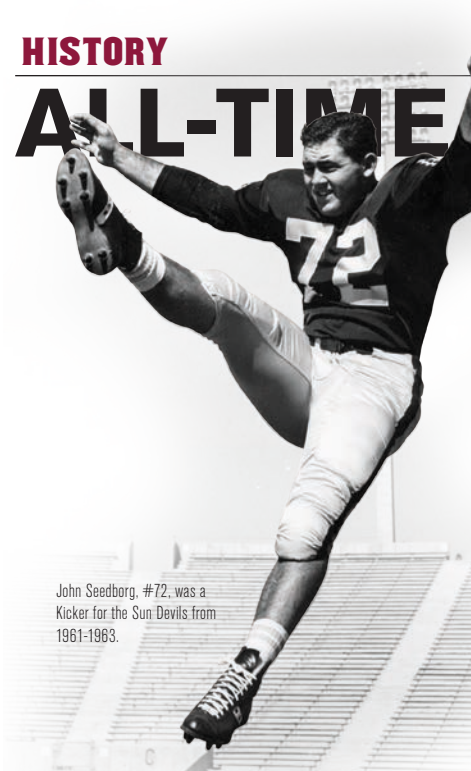


Beau Manutai



Randall McDaniel

ALL-TIME LETTERMEN



John Seedborg, #72, was a Kicker for the Sun Devils from 1961-1963.

N
 Nixon, Mike 2006-07-08-09
 Njunge, Tom, 2008
 Noble, Brian, 1983-84
 Noel, Bob, 1954-55
 Nolan, Troy, 2007
 Norris, Merle, 1939-40
 Northern, Al, 1934-35
 Nycz, Robert, 1995-96-97

O
 Ochoa, Juan, 1902-03-04
 Oden, Cleveland, 1951
 Odom, Art, 1951-52
 Ogas, Frank, 2016
 O'Grady, Sean, 2013
 Ohmart, Thomas, 2008-09-10
 Ohton, David, 1981-82
 Olea, Ted, 1941
 Olenick, Jim, 1953-54-55
 Oliver, R.J., 2001-02-03
 Olivo, Sal, 1972-73
 Olivo, Ted, 1968-69-71
 Olson, Clarence, 1951-52
 O'Neal, Donnie, 2000-01
 Onofrio, Al, 1941-42
 Onofrio, Tom, 1983-84
 Onyeali, Nduka, 2010-11-12
 Oriekwu, Julius, 2004-05-06-07
 Orr, Kareem, 2015-16
 Orzell, Dave, 1973-74
 Osborne, Chuck, 1965-66-67-68
 Osborne, Clarence, 1954-55-56-57
 Osiecki, Sandy, 1982-83
 Osthimer, Clinton, 1952
 Osweller, Brock, 2009-10-11
 Owens, Morris, 1972-73-74
 Ozier, Kevin, 2011-12

P
 Pace, Don, 1931-32-34-35
 Pace, Tom, 2000-01
 Padjen, Gary, 1976-77-78-79
 Pagel, Mike, 1978-79-80-81
 Pagnetti, Al, 1954-55-56
 Palmer, Brett, 2004-05
 Palmer, Marvin, 1935-36-37
 Palmer, Theron, 1922
 Palmore, Courtney, 1998
 Palumbo, Paul, 1964-65-66
 Papowski, James, 1956
 Parham, Joe, 1963
 Parker, Anthony, 1984-85-86-87
 Parker, Colin, 2008-09-10-11
 Parker, Tim, 2002-03
 Parrott, Carroll, 1947
 Parry, Bill, 1934-35-36
 Pascale, John, 1914-15
 Paschke, Dan, 1976
 Pate, Thomas, 1916
 Patella, Nick, 1955-56
 Patrone, Dom, 1949-50-51
 Patterson, 1919
 Patterson, Don, 1942
 Patterson, Pat, 1946-47-48
 Patterson, Shawn, 1984-85-86-87
 Paul, Arthur, 1990-91
 Paulk, Jeff, 1995-96-97-98
 Pavlich, Bob, 1952
 Payton, Jeremy, 2004-05-06-07
 Pearce, Zebulon, 1897
 Pease, Jess, 1949-50
 Peavler, Kyle, 1993-94
 Peckovich, Ralph, 1948
 Pellicino, Rocky, 1942
 Pennell, Mike, 2012
 Pentz, Dave, 1968-69-70

Perkins, Bruce, 1988-89
 Perkins, Jason, 2007
 Peroulis, J.R., 1999
 Perrino, Phil, 1947-48-49-50
 Perry, Armand, 2014-15-16
 Perry, Bill, 1942
 Perry, George, 1977
 Perry, John, 1965
 Perry, W., 1914
 Peru, Reynaldo, 1977-79-80-81
 Peters, Joel, 1978-79
 Peters, Scott, 1998-99-00-01
 Petersen, Rob, 1975-76
 Petersen, Tim, 1975-76-77
 Peterson, Arnie, 1949-50
 Peterson, Clayton, 1940
 Peterson, Scott, 1979
 Petrie, Jerry, 1947
 Petta, Vito, 1941
 Pettes, Andrew 2005-06-07-08

P
 Petty, Joe, 1970-71-72
 Pfister, Bob, 1975-76-77
 Pflugrad, Aaron, 2010-11
 Phair, Mike, 1991-92
 Phelps, Rex, 1946
 Phelps, W., 1897
 Phillips, Clyde, 1935-36-37
 Pickens, Andre, 2010-11-12
 Pickens, Wendell, 1933-34
 Pieratt, Greg, 2002
 Pierson, Lyle, 1951-52-53
 Pinkard, Mike, 1999-00-01-02
 Piper, Tom, 1951
 Pitts, John, 1965-66
 Planeta, Ray, 1946, 48
 Plummer, Jake, 1993-94-95-96
 Plummer, Wes, 1966-67-68
 Pohle, Shelby, 1937-38, 40
 Pollak, Mike, 2004-05-06-07
 Pollard, Henry, 1978
 Pollard, Marlon, 2013
 Pomeroy, Earl, 1924-25
 Pomeroy, Ed, 1951-52
 Pomeroy, Theron, 1923-24-25-26
 Poole, Keith, 1993-94-95-96
 Pottorff, Nathan, 1942
 Poulos, Gus, 1951-52-53-54
 Powell, Carl, 1953
 Powell, Paul Ray, 1967-68
 Power, Jim, 1896-97-98
 Powers, Bret, 1990-91
 Powers, Jack, 2014
 Preston-Curvey, Kevin, 1989-90
 Price, Cedric, 1973-74-75-76
 Price, Chris, 2008
 Price, Cody, 1998
 Pritchard, Ron, 1966-67-68
 Proby, Bryan, 1993
 Prohoroфф, Nick, 1942
 Province, Fritz, 1954-55-56
 Provotola, Armando, 1950
 Puente, Don, 1952
 Puryear, Steve, 1988
 Putman, Earl, 1951

Q
 Quilici, Al, 1947

R
 Radovich, Mark, 1974-75-76
 Ralston, Nick, 2015-16
 Ramsay, Kaleb, 1999
 Rance, Christon, 1997-98-99-00
 Randall, Damarious 2013-14
 Randle, Lenny, 1968-69
 Rappaport, Louis, 1938-39
 Rashada, Harlen, 1992-93-94
 Rauer, Troy, 1992-93
 Rausch, Steve, 1990-91-92
 Ready, Jamel, 1997-98-99
 Reaves, Larry, 1959-60-61
 Redden, C., 1896
 Redden, M., 1897
 Redenius, Eric, 1981
 Redmond, J.R., 1996-97-98-99
 Reed, Bob, 1949-50-51
 Reeves, Roloff, 1915
 Reilly, Ryan, 1997-98-99
 Reiningger, Gabe, 2003-04
 Relles, Ross, 1938-39-40
 Rembert, Bob, 1958-59-60
 Renshaw, John, 1991
 Reyes, Anthony, 2007
 Reynolds, Jason, 1994-95
 Reynolds, Paul, 1996-97
 Reynosa, Jim, 1983-84-85
 Rhoades, Fred, 1959-60-61
 Rhodes, J' Marcus, 2016
 Rhyme, Kendall, 1991-92-93-94
 Rice, Greg, 1987-88
 Rich, Henry, 1950
 Richard, Demario, 2014-15-16
 Richards, R.O., 1899-00-02-03
 Richardson, Damien, 1994-95-96-97
 Richardson, Ismael-Murphy, 2015
 Richardson, Mike, 1979-80-81-82
 Richardson, Terry, 2003-04-05-06
 Richey, Mike, 1989-90-91-92
 Riggs, Gerald, 1978-79-80-81
 Riggs, Johnny, 1925-26-27
 Riggs, Noble, 1937-38-39
 Ripple, Bob, 1947-48-49-50
 Rish, Chip, 1985
 Ritter, Craig, 1991-92
 Ritter, Mike, 1989-90-91
 Roberts, Jim, 1982-83
 Robertson, Bob, 1990-91
 Robertson, Kirk, 1994-95-96
 Robertson, Zach, 2016
 Robinson, Billy, 1981-82-83-84
 Robinson, Dale 2004-05
 Robinson, Gerrell, 2008-09-10-11
 Robinson, Harry, 1916
 Robinson, Jamar, 2007-08-09-10
 Robinson, John, 1967
 Robinson, R.J. 2010-11-13
 Robinson, Robbie, 2016
 Robinson, Stan, 1973-74-75-76

Rockwell, Henry, 1937-38
 Rodgers, Derrick, 1996
 Rodd, Brandon, 2004-05-06-07
 Roe, Pargess (Commanche), 1932
 Rogers, Darwin, 2012-13
 Rogers, Frank, 1951-52-53
 Rogers, Owen, 2016
 Rogge, Bud, 1942
 Rokita, Bob, 1965-66-67
 Rollins, D.I., 1926
 Romero, Zack, 1994-95-96-97
 Roque, Juan, 1994-95-96
 Rose, Jim, 1955
 Roseborough, Ed, 1967-68
 Rosette, Leo, 1978
 Ross, Rashad, 2011-12
 Rouse, Barney, 1940-41
 Rouse, John, 1934-35-36
 Ruck, Leo, 1915
 Rudd, Frank, 1916
 Rudolph, Frank, 1983-84-85-86
 Ruegamer, Grey, 1995-96-97-98
 Ruse, Robert, 1923
 Russell, Carl, 1974-75-76-77
 Russell, Cyrus, 1948
 Russell, Leonard, 1990
 Ruth, Walt, 1938-39-40
 Rutledge, Kevin, 1977-78
 Ryan, Mickey, 1954-55
 Ryder, Brian, 1990-91-92-93

S
 Saba, Norm, 1949
 Saleaumua, Dan, 1983-84-85-86
 Salem, Tim, 1984
 Sam, Christian, 2014-15-16
 Samilton, Jewell, 1999
 Sampson, Andrew, 2009-10-11-12
 Sampson, Demond, 1991
 Sanchez, Rudy, 2003
 Sanders, Eddie, 1977-78
 Sandell, Alan, 1956-57
 Sanserino, Albert, 1938-39-40
 Sanson, Tom, 1951
 Santana, Sam, 1992-93-94-95
 Sapolu, Saute, 1985-86-87-77
 Saulsberry, Antone 2004-05-06-07
 Saunders, Bill, 1947-48-49
 Savage, Virgil, 1950-51-52
 Scarfo, John, 1964
 Scavo, John, 1964
 Schaeffer, Glenn, 1934-35-36
 Schlink, Zach, 2008
 Schmidt, Czeslow, 1947-48-49
 Schmidt, Eric, 1994
 Schmidt, Thomas, 1998-99
 Schram, Jack, 1980, 1983
 Schuh, Mike, 1985-86-87-88
 Schuknecht, Kory, 1972-73-74
 Schuler, Ellis, 1931-32
 Schuljak, George, 1951
 Schuljak, Jake, 1951
 Schultz, Greg, 1978

Schwab, Bryce, 2010-12
 Schwartzburg, Jerry, 1999
 Scott, Ardell, 1982-83
 Scott, DeAndre, 2014-15
 Scott, Steve, 1975
 Scott, Tony, 1980
 Scott, Travis, 2001
 Scroggins, Willie, 1975-76
 Sedlar, Bob, 1952-53-54-55
 Seeborg, John, 1961-62-63
 Segalla, Chris, 1899-1900-02
 Seigward, Ed, 1975
 Seivert, Dan, 1953
 Seivert, Mike, 1977-78
 Self, Harold, 1949-50-51
 Sellchow, Harry, 1946
 Sellers, Ronnie, 2014
 Serginese, Herman, 1966-67-68
 Setka, Steve, 1936-37
 Sexton, Clarence, 1931-32-33-34
 Shafer, Barry, 1934
 Shafer, Shane, 1997
 Shamblee, Jep, 1939-40
 Shaughnessy, Jim, 1967-68-69
 Shaw, Rick, 1966-67
 Sheaffer, John, 2000
 Sheffield, Jake, 2012-13
 Sherman, Tony, 1989
 Shields, Donnie, 2014
 Shimkus, Mike, 1970-71
 Shirey, Ray, 1964-65-66
 Shively, Tom, 1955
 Shivers, Jason, 2001-02-03
 Shorty, Larry, 1971-72-73
 Shuck, F., 1916
 Shupe, Mark, 1982-83-84
 Shute, Eugene, 1904
 Shute, Walter, 1899-00-02
 Sibiry, Wali, 1995
 Sica, Rich, 1965-66-67
 Sidler, Vic, 1983
 Sieper, Tom, 1974-75
 Simmons, Aderious, 2011
 Simmons, Jason, 1994-95-96-97
 Simmons, Thomas, 1994-95-96-97
 Simone, Jordan, 2014-15
 Simone, Ron, 1985
 Simoneau, Jeff, 1989
 Simpkins, Ernest (Bally), 1924-25-26
 Simpson, Al, 1996
 Simpson, Bob, 1926-27
 Simpson, T.J, 2008-09-10
 Singfield, Pierre, 2008
 Singleton, Brian, 1995
 Siskowski, Mitch, 1961-62-63
 Skala, Mike, 1986
 Skarin, Neal, 1972-73
 Skorupka, Ryan, 2009-10
 Slabinski, Paul, 1991
 Slemmer, Gerald, 1972-73
 Slemmer, Harold, 1974
 Slonac, Steve, 1959-60
 Smallwood, Tashon, 2014-15-16
 Smith, Andre, 1997
 Smith, Bob, 1929-30-31



Tariq McDonald

Isaiah Mustafa

Brock Osweiler

Jeremy Staat

Thomas Weber

Darren Woodson

ALL-TIME QUARTERBACKS



Quarterback Dennis Sproul, #10, played from 1974-1977.

Smith, Brandon 2006-08-10
 Smith, Cameron, 2013-14-16
 Smith, Cecil, 1914
 Smith, Corey, 2014-15-16
 Smith, David, 2005-07
 Smith, Derek, 1995-96
 Smith, Dick, 1942
 Smith, Ed, 1970
 Smith, Gregory, 2009-10-11
 Smith, Harold, 1991
 Smith, Jack, 2016
 Smith, Jay, 1951-52-53-54
 Smith, Jerry, 1963-64
 Smith, Joe, 1925-26
 Smith, Joey, 2002
 Smith, Mark, 1988-89
 Smith, Marvel, 1997-98-99
 Smith, Maxfield, 2010-11
 Smith, Raythan, 1991
 Smith, Richard, 2012-13
 Smith, Sumner, 1956-57
 Smith, Terrelle, 1997-98-99
 Smith, Travis, 2007
 Smith, Vance, 1991
 Smith, Wilard, 1931-32
 Smitheran, Horace, 1928-29-30-31
 Smorin, Norb, 1953
 Snyder, Kevin, 1990-91-92
 Sorensen, George, 1924-25
 Sowers, Ron, 1979-80-81-82
 Soward, Marcus, 1992-93-94, '96
 Spagnola, Joe, 1968-69-70
 Spanko, Bill, 1956-57-58-59
 Spann, Creig, 1996-97-98
 Sparks, Phillippi, 1990-91
 Spezia, Ernie, 1942
 Sprein, John, 1980-81
 Sproul, Dennis 1974-75-76-77
 Spurling, Steve, 1986-87-88
 St. Clair, Jack, 1969
 Staat, Jeremy, 1996-97
 Stanhoff, Mike, 1954-55-56
 Stanley, Israel, 1988-89-90, '92
 Stanphill, Ennis, 1953-54
 Starnes, Howard, 1940-41
 Stelsriede, Jack, 1899-00, 02
 Stencel, Alex, 1973-74-75
 Stephen, Scott, 1983-84-85-86
 Stephenson, Jim, 1951-52
 Sterling-Cole, Dillon, 2016
 Stetzar, Chris, 1961-62
 Stevens, Mike, 1994-95
 Stevenson, Anthony, 1998
 Steverson, Norris, 1928-29-30-31
 Stewart, Ambrose, 1922-24
 Stewart, Clyde, 1896-97-05
 Stewart, Eric, 1980
 Stewart, Jack, 1948-49
 Stewart, John, 1950-51
 Stewart, Riccardo, 2001-02-03-04
 Stiefel, Val, 1938
 Stokes, Eddie, 1988-89
 Stovall, Jack, 1953-54-55-56
 Strangeland, Al, 1950-51-52
 Strangia, Mike, 1955

Strong, Jaelen, 2013-14
 Strong, Kenneth, 1922-23
 Strunk, Eugene, 1942
 Sturdivant, Jeff, 1990
 Suggs, Terrell, 2000-01-02
 Sulka, Tyler 2011-12-13-14
 Sullivan, Danny, 2006-08
 Sullivan, Robert, 1932
 Sullivan, Van, 1922
 Sund, Aaron, 1905
 Sutter, Bob, 1941
 Sutter, Wilbur, 1926-27-28
 Sutton, William, 2009-11-13
 Swanner, Jim, 1957-58
 Swayda, Shawn, 1993-94-95-96
 Switzenberg, Don, 1963-64
 Szakacsy, Samson, 2009-10

T
 Tabach, Max, 2008-09-10
 Talanoa, Ken, 1993-94
 Talavou, Leo, 2005-06
 Talbot, Mike, 2002-03-04-05
 Tanke, Adam, 1999-00
 Taplin, Justin, 1998-00-01-02
 Tarney, B., 1916

Tarwater, Bob, 1951-52-53
 Tassinari, Joe, 1947-48-49-50
 Tautalatasi, Desmond, 2015-16
 Taylor, Charles, 1961-62-63
 Taylor, Grandville, 2010-11-13
 Taylor, Kerry, 2007-08-09-10
 Taylor, Pat, 1984-85-86-87
 Te'i, Joita, 2011
 Tello, Adam, 2008-10-11
 Teofilo, Vi, 2012-13-14-15
 Terrell, Lawrence, 1926-27
 Teychea, Fred, 1936-37
 Thomas, Adrian, 2001-02
 Thomas, Bob, 1970
 Thomas, Dave, 1937-38
 Thomas, Johnny, 1993
 Thomas, Kevin, 1983-84-85-86
 Thomas, Khaylan, 2015
 Thomas, Mitchell, 1978, 80
 Thompson, Bill, 1953
 Thompson, Charles, 1926-27
 Thompson, Matthew, 2014-16
 Thompson, Pat, 1994, 1996
 Thompson, Tyrice, 2004-05-06-07
 Threet, Steven, 2010
 Thrower, Ishmael, 2003-04
 Thurston, Greg, 1992-93
 Tillman, Pat, 1994-95-96-97
 Timarac, Steve, 1965-66
 Tingstad, Mark, 1986-87-88-89
 Tisdell, David, 1990
 Todd, Larry, 1962, 1964
 Toggaj, Farrington, 1992-93
 Tomarelli, Nello, 1966-67-68
 Tomco, Mike, 1969-70-71
 Tommasini, Kevin, 1995-96-97

Topps, Tramel, 2015-16
 Torain, Ryan, 2006-07
 Torbert, Rick, 1974-75-76-77
 Torok, John, 1963-64
 Townsend, Tommie, 1999-00-01
 Tracy, Ronald, 1952
 Traversi, James (Jiggs), 1930-31
 Traylor, Manley, 1946
 Treguboff, Jim, 1947-48-49-50
 Trejo, Stephen, 1997-98-99-00
 Trimble, Lyle, 1932-33
 Tryon, Justin 2006-07
 Tucker, Marquis, 1991
 Tucker, Matthew, 2010-11
 Tuckey, Vernon, 1932-33
 Tuitea, Toa, 2010-11-12
 Tuitu'u Richard, 2006-07
 Tupper, Darin, 1983-84-85-86
 Turkovich, Steve, 1961-63-64
 Turner, Darrel, 1999-00-01
 Turner, Jesse, 1915-16
 Turner, John, 1922-23
 Turpin, Raenaud, 1993-94-95-96
 Tu'ua, Onosai, 1983, 86

U
 Unck, Mason, 1999-00-01-02
 Underwood, Chuck, 1992-93
 Underwood, Fedel, 1986-87-88-89
 Urba, Paul, 2007
 Ungan, Fran, 1955-56-57-59

V
 Valenzuela, Al, 1953
 Valenzuela, Pete, 1946, 48
 Valpredo, Gino, 1991-92
 Van Gorder, Marty, 1978
 Van Hazel, Al, 1942
 Van Hoorebeke, Clare, 1935-36-37
 Van Meter, Herbert, 1905
 Van Raaphorst, Jeff, 1983-84-85-86
 Vance, Virgil, 1936
 Vandevier, Mark, 1975-76
 Vardian, Carl, 1957
 Varvel, Daniel, 2003
 Vasquez, Luis, 2007
 Vaughn, Charles, 1926-27
 Vaughn, DeMario, 1991-93-94
 Vaughn, Milton, 1992-93
 Veach, Scott, 1987-88-89
 Ventura, Gary, 1968-69-70
 Verdon, Jimmy, 2001-02-03-04
 Verdugo, Jason, 1994-95
 Vest, Roy, 1922
 Villa, Danny, 1984-85-86
 Vincent, Adam, 2005-06
 Vitek, Bernard, 1940-41-42
 Vizzare, Dom, 2013
 Von der Ahe, Scott, 1995-96
 Vucochevich, John, 1957-58-59-60
 Vukcevic, George, 1941-42
 Vukcevic, Steve, 1940-41-42

W
 Waddell, Mike, 2000
 Wade, Loren, 2003
 Wade, Ty, 1994
 Waddoo, Rashad, 2011-12-13
 Wager, George, 1933-34
 Wagner, Harve, 1899-1900
 Wahlin, Marvin, 1950-51-52
 Wahlstrom, Easton, 2012-13-14
 Walbert, Bob, 1939-40
 Walden, Bill, 1977
 Walker, Bob, 1949
 Walker, John, 1984-85
 Walker, Scott, 1988-89
 Wallace, Bill, 1924-25-26
 Wallerstedt, Brett, 1989-90-91-92
 Wallin, Kurt, 1999-00-01
 Walsh, David, 1991
 Walsh, Dick, 1947
 Walter, Andrew, 2001-02-03-04
 Walter, Mason, 2016
 Walter-White, Keno, 2005-06
 Walton, Aubrey, 1919
 Walton, Dale, 1981-82-83-84
 Walton, Larry, 1967-68
 Ware, Dalen, 1999-00
 Ware, Derron, 2005-06
 Warne, Jim, 1984-85-86
 Warren, Bo, 1973-74
 Warren, Morrison (Dit), 1946-47
 Washington, Ainslie, 1974-75
 Washington, Marcus 2011-12-13-14
 Washington, Mark, 2003
 Washington, Ricky, 1976-77, 79
 Washington, Ron, 1976-77, 79-80
 Wasil, Alex, 1983
 Watts, Buss, 1936-37
 Watts, Irvine, 1929-30
 Watts, Marcus, 1977
 Way, Arthur, 1923-24-25
 Waybright, Bruce, 1949
 Weathers, Robert, 1978-79-80-81
 Weatherspoon, Jerome, 1981-82-83
 Weaver, Alva, 1922
 Webb, C. 1903-04-05
 Weber, Thomas, 2007-08-09-10
 Weigandt, Al, 1974-75-76
 Welker, Wayne, 1950-51-52
 Wendorf, Kirk, 1985-86-87-88

Westerman, Christian, 2013-14-15
 Westmore, Matt, 1993
 Westover, J., 1903
 Wetzel, Ron, 1979-80-81-82
 Whitley, Tyler, 2015-16
 White, Chaz, 2002-03-04-05
 White, Danny, 1971-72-73
 White, Jeff, 1990-91
 White, Mike, 1980, 82-83
 White, Tim, 2015-16
 White, Wilford (Whizzer), 1947-48-49-50
 Whitmer, Grant, 1950
 Whittenburg, Ray, 1986
 Wicker, Jojo, 2015-16
 Widmer, Bob, 1960-61-62
 Widmer, Paul, 1955-56-57-58
 Wilbur, E.R., 1902-03
 Wilkins, Manny, 2015-16
 Willard, Mercier, 1927-28-29-30
 Williams, Alfred, 1999-00-01-02
 Williams, Brad, 1989-90
 Williams, Brian, 1998
 Williams, Channing, 1983-85-86-87
 Williams, Dean, 1933
 Williams, Don, 1952
 Williams, Ebes, 1928
 Williams, Fred, 1973-74-75-76
 Williams, Jamar, 2002-03-04-05
 Williams, Jimmy, 1981-82-83-84
 Williams, Jovon, 2007-08
 Williams, Kendall, 1979-80-81
 Williams, Kenny, 1999-00
 Williams, Kyle 2006-07-08-09
 Williams, Kyle, 2016
 Williams, Luke, 2014
 Williams, L., 1916
 Williams, Marcus, 1994-95-96-97
 Williams, Mel, 1951
 Williams, Michael, 1990-91
 Williams, Mike, 2000-01-02-03
 Williams, Newton, 1978-79-80-81
 Williams, Norris, 1976-77-78-79
 Williams, Prentice, 1967-68-69-70
 Williams, Raye, 1976-77-78
 Williams, Richard, 1999-00
 Williams, Travis, 1965-66
 Williams, Kenneth, 1999-00
 Willie, Mike, 2011
 Willis, Chris, 1979
 Willis, Darren, 1983-84-85

Wilson, James, 1905
 Wilson, Jay Jay, 2015-16
 Wilson, Jimmie, 1977-78-79-80
 Wilson, Nate, 1975
 Wilson, Patrick, 1999-00-01-02
 Wilson, Ralph, 1949-50
 Winchester, Gary, 1976-77
 Winkelman, Elbert, 1919
 Winghamam, Jim, 1941, 1946
 Winsley, David, 1988-89-90
 Wolfgramm, Jared, 2002
 Wood, Ryan, 1994-95
 Woudeberg, Kevin, 1971
 Woodford, Scott, 1988-89-90
 Jerrell Woods, 2009
 Woods, Ryan, 2012
 Woodson, Darren, 1989-90-91
 Woolf, Arthur, 1899-00-02-03-04
 Woolf, Billy, 1896-97-99-00-02-03-04
 Wootan, T.K. 1939-40-41
 Wooten, Morris, 2007
 Worsley, Roger, 1955-56-57
 Wrenn, Renell, 2015-16
 Wright, Alante, 2013
 Wright, Dwaine, 1980, 82-83
 Wright, Taleni, 1983-84-85-86
 Wunderly, Ron, 1952-53-54-55
 Wyatt, Clary, 1947
 Wynn, Howard (Chief), 1934-35-36

Y
 Yancy, Quincy, 1997-98-99-00
 Ybarra, Ray, 1939-40-41
 Young, Chris, 2012-13
 Young, Ray, 1959-60, 62-63
 Yuss, Fred, 1959-60

Z
 Zazueta, Derek, 1989
 Zeiders, Steve, 1967-68-69
 Zendejas, Alan, 1987-88-89
 Zendejas, Luis, 1981-82-83-84
 Zeno, Ernie, 1949
 Zucco, John, 1947-48-49-50
 Zuger, Joe, 1959-60-61
 Zuhowski, Bill, 1957
 Zumwalt, Rick, 1986-87

THIS SPACE IS DEDICATED TO FRANK KUSH (JANUARY 20, 1929 – JUNE 22, 2017), A NAME SYNONYMOUS WITH SUN DEVIL FOOTBALL

After serving three years as an assistant coach under Dan Devine, Kush was named the 15th football Head Coach in school history in 1958. Over 21 and a half seasons, Kush won 176 games, took ASU to seven bowl games (posting a 6-1 record) and led the Sun Devils to a 12-0 season and number two national ranking in 1975.

He was inducted into the College Football Hall of Fame in 1995. Over his ASU coaching career, Coach Kush produced three College Football Hall of Fame and three Pro Football Hall of Fame members, as well as 10 NFL/AFL first-round draft picks, 17 Pro Bowl participants and 128 NFL players overall.



ALL-TIME NUMBERS

1

Scott Lewis (79)
 Michael Lee (80)
 Todd Hons (81-83)
 John Walker (84)
 Antonio Williams (85)
 Steve Martin (86-87)
 Phillip Sparks (88-91)
 Lance Anderson (92)
 Jason McCarvey (93)
 Traivon Johnson (94-96)
 Terrelle Smith (98-99)
 Solomon Bates (00-01-02)
 Jordan Hill (03-04, 06)
 Michael Jones (06-07)
 Deveron Carr (08-09 D)
 Michael Jones (08)
 Ryan Bass (09 D)
 Mike Willie (10-11 D)
 Deveron Carr (10-12 D)
 Marion Grice (12-13 D)
 Marcus Hardison (13-14 D)
 Jojo Wicker (15-16 D)
 N'Keal Harry (16 D)

2

Randy Ryskoski (79)
 Mitchell Thomas (80)
 Mike Gibson (81-82)
 Danny Williams (83-84)
 Steve Athanasoulis (85)
 Floyd Easley (86)
 Brett Johnson (87-88)
 Arnold Laws (89-91)
 Milton Vaughn (92-93)
 Lee Cole (94-95)
 Greig Spann (96-98)
 Machtier Clay (99)
 Monté Franks (99-00)
 Brett Hudson (02-03)
 Maurice London (04)
 Sam Keller (06)
 Ryan McFoy (06-09 D)
 Brandon Smith (08-10 D)
 Eddie Elder (10-11 D)
 Mike Bercovicci (11-12-13-14-15 D)
 Steffon Martin (12-13 D)
 Christian Sam (14-15-16 D)
 Brady White (16 D)

3

Tom Onofrio (82-84)
 Brett Johnson (85-86)
 Leland Adams (87)
 Kevin Miniefield (88-92)
 Keith Poole (93-96)
 J'Juan Cherry (97-98)
 Delvon Flowers (99-00)
 Mike Williams (01-02-03)
 Rudy Burgess (04, 06-07)
 Omar Bolden (08-11)
 Damarious Randall (13-14 D)
 Richard Smith (12-13 D)
 DJ Calhoun (15-16)

4

Paul Moyer (82)
 Darren Willis (83-86)
 Andy Ingram (87)
 Leland Adams (88-89)
 Lenny McGill (90-93)
 Marlon Farlow (94-97)
 Justin Taplin (98-00-01-02)
 Jamar Williams (03-04)
 Preston Jones (06-07 D)
 Justin Tryon (06 07 D)
 Chad Lindsey (08 D)
 Gerrell Robison (08)


Brian Mastumoto (09 D)
 LeQuan Lewis (09 D)
 Aaron Pflugrad (10-11 D)
 Alden Darby (10-12-13 D)
 Alonzo Agwenu (12-13 D)
 DJ Calhoun (14 D)
 Demario Richard (14-15-16 D)
 Koron Krump (16 D)

5

Jim Reynosa (82-86)
 Floyd Easley (87-88)
 Michael Williams (89-91)
 Vance Smith (92)
 Harlen Rashada (93-94, 96)
 Larry Montgomery (97-98)
 Kenny Williams (99-00)
 Griffin Goodman (99-00)
 Jeff Krohn (01)
 Jermaine McKinney (02-03)
 Justin Burks (03-04)
 Zach Catanese (06)
 Dimitri Nance (06)
 Chad Green (07 D)
 Kerry Taylor (07-10 D)
 Terrell Carr (08-09 D)
 LaQuan Lewis (10 D)
 Junior Onyeali (11-12 D)
 Deantre Lewis (11-12-14 D)
 Zane Gonzalez (13-14-15-16)
 Chris Young (13)
 Chad Adams (14 D)
 Manny Wilkins (15-16 D)

6

Kevin Graven (82-84)
 Mike Schuh (85-88)
 Darren Woodson (89-91)
 Garrick McGee (92)
 Johnny Thomas (93)
 Ty Wade (94)
 Derrick Charles (95)
 Stephen Trejo (96)
 Phillip Brown (97-98)
 Ryan Dennard (98)
 Donnie O'Neal (00-01)
 Randy Hill (03-04)
 Grant Crunkelton (06-08 D)
 Kyle Williams (06-09 D)
 Cameron Harkey (09 D)
 Shelly Lyons (10-11 D)



Mike Schuh wore #6 for ASU from 1985 to 1988.

Cameron Marshall (11-12 D)
 Cameron Smith (13-14-16 D)
 Chans Cox (15 D)
 Jay Jay Wilson (15 D)
 Robbie Robinson (16 D)

7

Mike Black (82)
 David Fulcher (83-85)
 Daniel Ford (86-88)
 Bret Powers (89-91)
 Craig Newsome (93-94)
 Isaiah Mustafa (95-96)
 Steve Campbell (97-98)
 Richard Williams (99-00)
 Riccardo Stewart (01-02-03-04)
 Jeremy Payton (06-07 D)
 Samson Szakacsy (07 D)
 Jack Elway (08)
 Vontaz Burfict (09-11 D)
 Jarrid Bryant (09 D)
 Kyle Middlebrooks (10-12-14 D)
 Kyle Mendoza (12-13-14 D)
 Solomon Means (15)
 Kalen Ballage (16)

8

Luis Zendejas (82-84)
 Michael Johnson (85-86)
 Alan Zendejas (87-89)
 Larry Boyd (90-93)
 Terry Battle (94-96)
 Ryan Kealy (97-98-99-00)
 Delvon Flowers (01)
 Andy Goodenough (02)
 Chris McKenzie (03-04)
 Keno Walter-White (06)
 Jarrell Holman (07-08 D)
 Chasen Stangel (07-08 D)
 Gerrell Robinson (09-11 D)
 Jarrell Holman (09 D)
 Brandon Magee (10-12 D)
 DJ Foster (12-13-14-15 D)
 Lloyd Carrington (14-15 D)
 De'Chavon Hayes (16 D)

9

Alvin Moore (82)
 Mike Copeland (83)
 Jeff Joseph (84-88)
 Israel Stanley (89-92)
 Darryl Gideon (94)
 Thomas Simmons (95-97)
 Davaren Hightower (98-99-00-01)
 Daryl Lightfoot (02-03)
 Sam Keller (04)
 Littlelle Jones (06-07 D)

Brandon Smith (06-07 D)
 A.J. Pickens (08-12 D)
 Clint Floyd (09-11 D)
 Michael Eubank (12-13 D)
 Robert Nelson (13 D)
 Kalen Ballage (14-15)
 Jay Jay Wilson (16 D)

10

Keith Gunville (50)
 Ed Roseborough (67-68)
 Grady Hurst (69-70)
 Kory Schuknecht (72-74)
 Dennis Sproul (76-77)
 Mike Pagel (79-81)
 Jeff Van Raaphorst (82-86)
 Paul Justin (87-90)
 Garrick McGee (91)
 Grady Benton (92-93)
 Steve Campbell (94)
 Jason Simmons (95-97)
 Eric Fields (98-99-00-01)
 Brian Biang (99-00)
 Chad Christensen (02-03-04)
 Jeff Gray (06-07)
 Samson Szakacsy (08-10 D)
 Keelan Johnson (09-12 D)
 Taylor Kelly (11-12-13-14 D)
 Kweshi Brown (14-15 D)
 Deion Guignard (16 D)
 Kyle Williams (16 D)

11 (RETIRED)

Dom Patrone (50)
 Ossie McCarty (58)
 Ron Cosner (59-61)
 Butch Brest (62)
 John Torok (63-64)
 Chuck Hunt (65-66)
 Joe Spagnola (68-70)
 Danny White (71-73)*
 Bill Kennedy (74-75)
 Ron Weaver (76)
 Steve Hicks (78)
 Sandy Osiecki (80-83)
 Kent Bostrom (84)
 John Walker (85-87)
 Bobby Valdez (88-91)
 Ted Monaco (92)
 Jon Baker (93-94)
 Steve Campbell (95-96)

12

Ralph Wilson (50)
 Jim Swanner (58-59)
 Steve Zeiders (67-68)
 Jim Brady (71-72)
 Ray Alexander (74)
 Fred Mortensen (76-77)
 Scott McKee (81)
 Stein Koss (82)
 Gordon Moss (83)
 Darryl Harris (84-87)
 Eric Guliford (88-92)
 Jason Kyle (93-94)
 Lamont Morgan (95-96)
 Brian Forth (97-98-99-00)
 Chad Christensen (01)
 Rudy Carpenter (06-08)
 Mathew Tucker (09-11 D)
 Danny Lewis (11-12 D)
 De'Mariya Nelson, (13-14 D)
 Ronnie Sellers (14 D)
 Tim White (15-16)



Ken Hornbeck wore #14 for ASU from 1967 to 1968.

13

Bob Fuller (50)
 Ed Gallardo (68-69)
 Don Ekstrand (70-71)
 Juan Cruz (72)
 John Mitchell (74)
 John Fouch (77-78)
 Kevin Turner (83)
 Ron Simone (85)
 Alan Zendejas (86)
 Bernard Jones (87)
 Lawrence Hubley (88-89)
 Gavin Hill (90-92)
 Ken Talanoa (93-94)
 Mitchell Freedman (95-98)
 Mike Barth (99-00-01-02)
 Emmanuel Franklin (03-04)
 Chris McGaha (06-09)
 Chris Price (06)
 Cameron Harkey (08 D)
 Shelly Lyons (09 D)
 George Bell (10-11 D)
 Rashad Waddoo (11-13 D)
 Armand Perry (14-15-16)

14

Jim Treguboff (50)
 Fred Lyddon (58)
 Raul Disarufino (60-61)
 Larry Todd (62,64)
 Ken Hornbeck (67-68)
 Lenny Randle (69)
 Ralph Nickerson (71)
 Fred Mortensen (72)
 Alex Stencel (73)
 Dan Kush (74-75)
 Tony Scott (78-80)
 Duane Galloway (81-82)
 Stein Koss (83)
 Tim Salem (84)
 Kent Bostrom (85-87)
 Kurt Lasher (88-91)
 Matt Westmore (92)
 Noel Prefontaine (93)
 Raenaud Turpin (94)
 O.J. Flowers (95)
 Ryan Kealy (96)
 Davaren Hightower (97)
 Matt Cooper (98-99-00-01)
 Dalen Ware (99-00)
 Troy Nolan (06-08 D)
 Tyler Schroeder (06)
 Clint Floyd (08)
 Steven Threart (09-10)
 Joe Eason (11-12 D)
 Ryan Woods (12 D)
 Marlon Pollard (13 D)
 Eric Lauderdale (15-16)


15

John Hogan (50)
 Tom Cupps (54)
 Dave Graybill (55-56)
 Clay Freney (58)
 Joe Zuger (59-61)
 Chuck Kolb (63-65)
 Rick Shaw (66-67)
 Lenny Randle (68)
 Jim McCann (69-70)
 Rick Brown (71-72)
 Bruce Hardy (74-77)
 Scott Peterson (83)
 Ron Simone (84)
 Ray Whittenburg (86)
 John Bonds (88-89)
 Keith Burke (90)
 Peter Marine (91)
 Dereck Moore (92)
 Jason Verdugo (93-95)
 Gus Farwell (96)
 Chad Elliott (97-98)
 John Leonard (99)
 Jamel Ready (99)
 Riccardo Stewart (00)
 Michael Holloway (01-02)
 Sam Keller (03)
 Ray Sanchez (04)
 Angelo Fobbs-Valentino (06-08 D)
 Danny Sullivan (06-09 D)
 Taylor Kelly (10)
 Rashad Ross (11-12)
 Solomon Means (13-14)
 Devin Lucien (15)
 Dillon Sterling-Cole (16 D)
 Bryson Echols (16 D)

16

Felipe Garcia (54)
 Allen Benedict (56-57)
 Nolan Jones (58-61)
 Quentin Gregory (62)
 Rick Davis (63-65)
 Dennis Sproul (74-75)
 Mark Malone (77-79)
 Steve Evans (81)
 Bob Frey (82)
 Jim Meyer (83-84)
 Chuck Essegian (85)
 Paul Justin (86)
 Bobby Valdez (87)
 Derrick Hart (88-89)
 Brad Williams (90)
 Grady Benton (91)
 Chris Finn (92)
 Jake Plummer (93-96)
 Stephen Baker (97-99)
 Rob Miceli (00)
 Andrew Walter (01-02-03-04)
 Nate Kimbrough (06-08)

ALL-TIME NUMBERS



Running Back and Punter Bobby Mulgado wore #27 from 1954 to 1957.

Aaron Pflugrad (09)
Raymond Abreu (10)
Angelo Magee (11)
Jarrid Bryant (12)
De'Chavon Hayes (15)
Maurice Chandler (16 D)

17

Marvin Wahlin (50)
Richard Fletcher (54)
Dave Copeland (55)
John Hangartner (56-58)
Sly O'Dell (74-75)
Greg Schultz (76)
Arthur Lane (77-79)
Ardell Scott (81-83)
Tony Rhynes (85)
Tony Johnson (87-88)
Steve Rausch (90-92)
Lance Anderson (93-96)
Scott Farison (97)
Courtney Hysaw (98-99)
Ruger Fontes (99)
Travis Cloyd (00)
Terry Richardson (03-04)
Brett Nenaber (04)
Terry Richardson (06)
Travis Smith (07-08 D)
Dustin Driscoll (08)
Brock Osweiler (09-11 D)
Gregory Smith (10-11 D)
Darwin Rodgers (12 D)
Daniel Auberry (12 D)
Lloyd Carrington (13 D)
Darwin Rogers (13 D)
Ronald Lewis (14)
Ismael Murphy-Richardson (15)
J'Marcus Rhodes (16 D)

18

Joe Tassinari (50)
Robert Brandel (54)
Gary Lasako (55)
Fran Urban (56-59)
Bob Minitti (60-62)
Ben Hawkins (63-65)
Kenny Hornbeck (66)
Marshall Edwards (76-79)
Wayne Harmon (82)
Vincent Adams (83-85)
Kent Kiefer (86-87)
Irvy Irvin (88-89)
Troy Rauer (91)
Harlen Rashada (92)
Matt Westmore (93)
Marcus Williams (94-97)
Aaron Dumsch (98)
Craig Koontz (99-00)
Jason Anderson (99)
Skyler Fulton (01-02-03)
Moey Mutz (04)
Brett Boon (06)
Oliver Aaron (07-11 D)
Michael Eubank (11-12 D)
Oliver Johnson (12 D)
James Johnson (14-15-16)

19

John Stewart (50)
Joseph Balland (55)
Roger Worsley (56)
O'Jay Bourgeois (57-58)
Henry Carr (63)
Brian Felix (77)
Steve Bratkowski (78-81)
Mike Dugan (82)
Steve Johnson (83-85)
Larry Marmie Jr. (88-91)
Troy Rauer (92-93-94)

Chad Brown (95-97)
Ryan Dennard (00)
Daryl Lightfoot (01)
Matt Fawley (02-03)
Josh Barrett (04)
Jeff Gray (04)
Josh Barrett (06-07)
Ryan Torain (06)
Kemonte Bateman (08)
Max Tabach (08 D)
Kipeli Koniseti (09 D)
Osahon Irabor (09-10 D)
Kevin Anderson (10-12 D)
Kevin Ayers (12 D)
Joseph Morris (13)
Ellis Jefferson (14-15-16)

20

Arnie Peterson (50)
Buzz Welker (52)
Ruben Madril (53-54)
Andy Hancharik (55)
Fred Bonderud (56)
Joe Drake (57-60)
John Jacobs (61-63)
John Goodman (64-65)
J.D. Hill (67-68, 70)
Ken Robinson (71-73)
Ron Cuis (74)
Chris DeFrance (78)
Tony Lombardi (81-84)
Linden Keiffer (85-86)
Kirk Wendorf (87)
Mickey Reeves (88-89)
Monty Peck (90)
Jean Boyd (91-93)
Mitchell Freedman (94)
Bryan Leinart (95)
Andre Smith (96-97)
Gerald Green (98-99)
Michael Holloway (00)
Emmanuel Franklin (01-02)
Jesse Ainsworth (03-04, 06)
Jonathan Clark (07-10 D)
Jarrell Woods (07-09 D)
Marcus Washington (10-13-14 D)
Khaylan Thomas (15)

21

Grant Whitmer (50)
Bob Sedlar (52-54)
Ben Anderson (55)
Ed Mitchell (56-58)
Ken Bryant (59)
Steven Turkovich (60-63)
Dick Brown (66-68)
Mike Clupper (69-71)
Mike Pennywell (73)
Mark Lovett (74-76)
George Graves (78)
Ralph Dixon (80)
Scott Kegans (81-82)
Rodney Dillard (84-87)
Demond Sampson (90-91)
Chris Hopkins (93-95)
J.R. Redmond (96-98-99)
Derrick Arnold (00-01)
AdrianThomas (01-02)
Chad Green (04, 06)
Rodney Glass (06-07 D)
Colin Parker (07-11 D)
Ryan Bass (08)
Chris Young (12)
Jaelen Strong (13-14)
Chad Adams (15-16 D)
Terrell Chatman (16 D)

22

Henry Rich (50)
Al Debris (52-53)
Ronnie Henry (54)
Leon Burton (55-58)
Jim Sturgeon (61)
Hal Lewis (63-64)
Max Anderson (65-67)
Dave Buchanan (68-70)
Woody Green (71-73)
Stan Robinson (74-76)
Kim Anderson (78)
Kendall Williams (80-81)
Paul Day (82-86)
Kelvin Fisher (87-91)
Kendall Rhyme (92-93-94)
Raenaurd Turpin (95-96)
Courtney Palmore (97-98-99)
Machtier Clay (00)
Jeff Krohn (00)
Hakim Hill (02-03-04)
Rodney Cox (06-08)
James Morrison (09-12 D)
Austin Williams (10 D)
Ezekiel Bishop (11 D)
Dwain Bradshaw (12 D)
Nick Ralston (15-16)
Mark Cosgrove (16)

23

Bob Reed (50)
Ed Anderson (52)
Ron Wunderly (53)
Kirk Wendorf (87)
Ernest Garcia (54)
Rudy Araza (55)
Karl Kiefer (56)
Roger Worsley (57-58)
Ossie McCarty (59-61)
Gene Foster (62-64)
Travis Williams (65-66)
Larry Walton (67-68)
Bob Thomas (69-70)
Bob Spelcher (71)
Garland Evans (74-76)
Paul Evans (74-76)
Don Hendricks (78-79)
Mike Cade (81-83)
Darrell Rosette (84-85)
Leland Adams (86)
George Montgomery (89-93)
Thomas Simmons (94)
Courtney Jackson (95-98-99)
Tom Pace (00-01)
Josh Golden (02-03-04)
Chris Baloney (06-07)
Josh Jordan (08-10 D)
Tony Simmons (08)
Austin Williams (11 D)
Daniel Masifil (11 D)
Ezekiel Bishop (12-13-14)
Tyler Whaley (15-16 D)
Jason Lewis (16)

24

Jim Bilton (52-54)
Ed Mitchell (55)
Hadley Hicks (56)
Ed Ellis (58-59)
Dalton Foster (60)
Larry Faccine (61-63)
Floyd Harris (64)
Joe Parham (65)
Phil Booker (66-67)
Mike Brunson (68-69)
Monroe Eley (70)
Morris Owens (72-74)
Julius Hutchins (76-77)
Robert Weathers (79-81)

Glenn Dennard (82-85)
Steve Athanasoulis (86)
Floyd Fields (87-90)
Mario Bates (91-93)
Brian Singleton (94)
Ricky Boyer (95-97)
Nijrell Eason (99-00)
Lamar Baker (01-02-03-04)
Keegan Herring (06-08)
Max Tabach (09-10)
Osahon Irabor (11-12-13)
DeAndre Scott (14-15)

25

Duane Hellam (52)
Jim Hampton (53)
Frank Michalske (54)
Dan Arredondo (55-56)
Mickey Flynn (58)
John McFalls (59-61)
Bob Lee (64)
Dennis Farrell (66)
Art Malone (67-70)
Steve Holden (71-72)
Glenn Crawford (73)
Gary Buri (74-75)
Jimmy Malone (76)
Mike Reed (78-79)
Mike Richardson (80-82)
Eric Allen (83-87)
Eddie Stokes (88-89)
Kendall Rhyme (90-91)
Eddie Cade (92-93-94)
Phillip Brown (95-96)
Larry Johnson (97)
Mike Aguirre (98-99-00)
O.J. Hackett (01-02)
Stephen Bisnett (04)
Mike Nixon (06-09)
Devan Spann (10-11 D)
Deantre Lewis (10-13 D)
Alex Garoutte (11-12-13-14 D)
Kareem Orr (15-16)

26

Bill Gosslin (50)
Ruben Madril (52)
Ennis Stanphill (53-54)
Joe Naunchik(56)
Ron Phifer (57)
Allen Benedict (58-59)
Tony Loric (61-63)
Reggie Jackson (65)
Bob Conley (66)
J.C. Polk (67)
Tom Julian (68-70)
Steve Hale (71-73)
Jimmy Malone (75)
Steve Mayer (76)
Chris Willis (78-79)
Alex Wasil (81-83)
Robby Boyd (84-87)
Adam Brass (88-92)
Peter Milazzo (93)
Jason Simmons (94)
Kareem Clark (95-98-99)
Jermaine McKinney (00)
R.J. Oliver (01-02-03)
Ryan Torain (07)
Keelan Johnson (08)
Cameron Marshall (09-10)
Matt Tucker (12)
Matt Haack (13-14-15-16)

27 (RETIRED)

Virgil Savage (50)
Marv Wahlin (52)
Dan Seivert (53)
Bobby Mulgado (54-57)*

28

Cornelius McGrady (50)
Wayne Gedman (53-54)
Dick Cosidowski (55-58)
Cecil Manning (60)
Gerald Szostak (64-65)
Pat Foley (66)
Raye Williams (77-78)
Mike Witherill (81-82)
Nate Redditt (83-84)
Mulu Fuaiamono (85)
Darrell Banks (87)
Harold Smith (88-91)
Reggie Riley (92)
Derrick Land (93)
B.J. Alford (94-96)
Kyion Grayes (98)
Patrick Wilson (99-00-01-02)
Travis Gimse (99)
Stephen Bisnett (03)
Alex King (06)
Thomas Weber (07-10)
Danny Clark (11-12 D)
Devan Spann (12 D)
Laiu Moeakiola (13-14-15-16)

29

Bob Alford (50-52)
Mike Coffinger (53-54)
Wayne Gedman (56)
George Greathouse (57)
John McFalls (58)
Ray Young (60-63)
Ron Elam (66)
Pokey Thomas (76)
Chris Willis (77)
Newton Williams (78-81)
Bruce Hill (82-86)
Nathan LaDuke (87-90)
Jerone Davison (91-92)
Michael Martin (93, 95-97)
Mike Gauthier (98)
Brandon Falkner (99-00-01)
Greg Pieratt (99-00)
Joseph Aboussie (03)
Robert James (04, 06-07)
Shane McCullen (09-12-13)
Joshua Hoekstra (15)

30

James Brandon (50)
Dick Mackey (52-54)
Fred Bonderud (55)
Richard Mann (66-68)
Cal Demery (69, 71)
Greg Hudson (73)

Chip Dean (74-76)
Brian Barge (79)
Ron Brown (80-82)
Mike Crawford (83-85)
Chad Burnett (86)
Jeff Simoneau (88-89)
Mark Brown (92-93)
Larry Johnson (94-96)
Stephen Trojo (97-98-99-00)
Jason Shivers (01-02-03)
Daniel Varvel (04)
Uriah Marshall (06)
Derrall Anderson (07-10)
Terrell Davis (12)
Dasmond Tautalatasi (15-16)


31

Mark Markichevich (50)
Jay Smith (52-54)
Bill Marsh (66-67)
Windlan Hall (69-71)
John Lyons (72-73)
Dan Paschke (74-76)
James Frieson (78)
Tim Durham (79)
John Lawson (80)
Billy Robinson (81-85)
Victor Cahoon (86-90)
Derrick Land (91-92)
Darrell LeBlanc (93-94)
Christon Rance (96-98-99-00)
Jermaine McKinney (01)
Tim Parker (02-03)
Mike Davis Jr. (04)
Dimitri Nance (07-09 D)
Pierre Singfield (08-09 D)
Anthony Jones (10-12-13)
Marcus Ball (14-15-16)

32

Harold Self (50)
Ronald Tracy (52)
Lee Lovaas (53)
Clovis Campbell (54)
Gene Mitcham (55-56)
Jim Williams (66)
Seth Miller (67-69)
Steve Hale (70)
Ben Malone (71-73)
Bill Walden (74-75)
David Green (77)
Jeff McIntyre (78)
James Malone (81-83)
Anthony Parker (84-87)
Tom Harkrader (88-92)
Marcus Soward (93-96)
James Dunn (97-98)
J.R. Peroulis (99)

ALL-TIME NUMBERS



Placekicker Robert Nycz wore #41 during his time at ASU from 1995 to 1997.

James Dunn (99)
 Skyler Fulton (00)
 Cornell Canidate (02-03)
 Littrele Jones (04)
 Travis Smith (06)
 Omar Bolden (07)
 Jamal Miles (09-12 D)
 Harrison Evens (10-11 D)
 Antonio Longino (13-14-15)

33 (RETIRED)

Wilford White (50)*

34

Manuel Aja (50)
 Bob Hendricks (52-53)
 Dick Napolitano (54)
 Charley Jones (56)
 Jerry Daniels (67)
 Mike Artzouzi (69-70)
 Reedy Hall (71-73)
 Mike Martinez (74-76)
 Kevin Rutledge (78-79)
 Ted Perkins (80)
 Mario Montgomery (81-84)
 Bernard Jones (85-86)
 Keith Bowen (87)
 Kevin Galbreath (88-92)
 Reggie Riley (93)
 Ryan Wood (94-95)
 Kareem Clark (96)
 Anthony Stevenson (98)
 Jerry Schwartzberg (99)
 John Sheaffer (00)
 Adrian Thomas (00)
 Loren Wade (03-04)
 Andy Howe (06)
 James Brooks (07-10)
 Matthew Rowe (12)
 Eriquel Florence (14)
 Jack Smith (16 0)

35

Jim Aitken (50)
 Bob Tarwater (52-53)
 Dave Graybill (54)
 Dick Napolitano (55)
 Joe Belland (56-58)
 Clay Freney (59-61)
 Ed Mauck (62-64)
 Dick Egluff (65-67)
 Joe Connolly (68)
 Ron Lumpkin (70-72)
 Garland Evans (74)
 Ron Bonner (76)
 Mitchell Thomas (78-79)
 Derrick Sperling (81-83)
 Greg Clark (84)

John Knight (85)
 Rich Zumwalt (86-87)
 Scott Walker (88-89)
 Raythan Smith (90-91)
 Joe Rupsplauk (92)
 Sam Santana (93-95)
 Darrin Ransom (96-98)
 Nick Murphy (99)
 Josiah Igono (99)
 Mike Williams (00)
 Courtney Sterling (01)
 Moey Mutz (02-03)
 Marques Robie (04)
 Jonathan Johnson (06-07)
 Ronald Kennedy, Jr. (10-12 D)
 R. J. Robinson (11-13 D)
 Jacom Brimhall (15-16)

36

Armando Provitola (50)
 Harley Cooper (52)
 Bill Thompson (53)
 Jerome Rajchel (54)
 Bob Sedlar (55)
 Kenneth Clark (56)
 Charley Jones (57-59)
 Barry Schmiedel (60)
 Tom Marron (61)
 John DiLorenzo (62-64)
 Nick Ferrara (67-68)
 Prentice McCray (70-72)
 Fred Williams (74-76)
 Franklin Rice (78)
 Dwayne Harmon (81)
 Stacey Harvey (83)
 Chris Frowner (84)
 Greg Clark (85-86)
 Greg Kordas (88-90)
 Parnell Charles (90-94)
 Derek Smith (95-96)
 Courtney Hysaw (97)
 Erik Flowers (98-99)
 Roderick Denetso (00)
 Steve Hoppe (01)
 Joey Smith (02-03)
 Alex King (04)
 Shaun DeWitty (06-09)
 Mike Ingrassia (11)
 CJ Overton (12)
 Luke Williams (14)

37

Buzz Welker (50)
 Bob Pavlich (52)
 Dan Arredondo (53-54)
 Steve Slonac (59)
 Charley Taylor (60-63)
 Mike Rebochak (67)
 Auzie Houchins (68)

Rich Tate (70)
 Bo Warren (72-74)
 Nat Wilson (76)
 Daryl Scott (78)
 Gerald Riggs (79-81)
 Greg Battle (82-85)
 David Winsley (86-89)
 Gino Valpredo (90-92)
 Darryl Gideon (93)
 Lamont Morgan (94)
 James Kelly (95)
 Paul Reynolds (96-97)
 Willie Daniel (98-99-00-01)
 Mike Davis Jr. (02-03)
 Preston Jones (04)
 Chris MacDonald (04)
 Mike Callaghan (07-10)
 Kevin Ayers (11)
 Dante Alexander (12)
 Jacom Brimhall (14)
 Coktin Gerhart (15-16)
 Don Fancher (50)
 Lyle Pierson (52)
 Ben McDaniels (54)
 Frank Falbo (56)
 Ron Washington (77)
 Rickey Washington (78-79)
 Willie Green (81-82)
 Kerry Threats (83)
 Dorsey Brown (84-87)
 Larry Boyd (88-89)
 Kevin Preston-Curvey (90)
 Dedrick McCartney (91)
 Raenaured Turpin (92)
 Dedrick McCartney (93-95)
 John Kashner (97)
 Joey Graves (98)
 Roderick Denetso (99)
 Josiah Igono (00-01)
 J.W. Lucas (03)
 Rodney Cox (04)
 Troy Osbourne (06)
 Trevor Hankins (09-10 K)
 Isreal Marshall (11-12)
 Jordan Simone (14-15)

39

Bill Hammer (50)
 Clarence Olson (52)
 John Jankans (53-54)
 Mike Coffinger (55-56)
 Manuel Averdano (66)
 George Perry (76-77)
 Rickey Washington (78-79)
 Frank Rudolph (82-83)
 Lawrence Moore (85-86)
 Eric Crawford (87-91)
 Marcus Soward (92)
 Raenaured Turpin (93)
 Damien Richardson (94-97)
 Al Williams (98-99-00-01-02)
 Daniel Varvel (03)
 Brett Nenaber (06-07)
 Ryan Skorupka (08, 10)
 Robert Nelson (12)
 Malik Lawal (16)

40 (RETIRED)

Emery Harper (50)
 John H. Johnson (52)
 Bob Green (53)
 Cliff Jensen (54)
 Dan Beard (56-57)
 Bill Kendrick (58-59)
 Don Hampton (60-61)
 Jim Milliron (62-63)
 Jesse Fleming (64-66)
 Jon Perry (67)
 Oscar Dragon (69-71)
 Alex Stencel (72)

Mike Haynes (74-75)*
 Mike Harris (76-78)
 John Sprein (80-81)
 Vyn Goodman (82)
 Mike Davies (83)
 Vince Amoia (85)
 Bryan Hooks (88)
 Brad Williams (89)
 David Tisdell (90)
 Nick Cornell (91)
 Barry Bacon (92-93)
 Mike White (94)
 Adam Archuleta (97-98-99-00)

41

Phil Perrino (50)
 Ronald Manning (52)
 Jim Olenick (53-54)
 John Helton (66)
 Paul Ray Powell (67-68)
 Kelcy Davidston (71)
 Eddie Smith (73)
 Tom Lee (74-75)
 John Harris (76-77)
 Harold Cephas (79-80)
 Dale Walton (81-84)
 Kevin McGill (86-87)
 Mark Smith (88-89)
 David Walsh (90-91)
 Tony Jackson (92)
 Sean Shepherd (93)
 Brian DeAngelo (94)
 Robert Nycz (95-97)
 Aaron Winterswyk (98)
 Solomon Bates (99)
 Jimmy Verdon (00)
 Greg Pieratt (01-02)
 Antone Sautsberry (04, 06-07)
 Shelly Lyons (08)
 Cameron Kastl (09-10 D)
 Anthony Jones (09 D)
 Cameron Kastl (11)
 Brock Haman (12)
 Villiam Latu (13-14-15-16)

42 (RETIRED)

Cliff Hugoboom (50)
 Tom Fletcher (52)
 Joe Kavinski (53)
 Michael Ryan (54)
 Joe Camut (56-57)
 Dornell Nelson (60-62)
 Joe Parham (63)
 Ike Mason (64)
 John Perry (65)
 Bob Davenport (68)
 Alonzo Emery (70-73)
 Ainslie Smith (74-75)
 Dave Barthel (76-78)
 Eric Stewart (82)
 Darryl Clack (82-85)
 Greg Rice (86, 88)
 Leonard Russell (90)
 Ivory Irvin (91)
 Sam Santana (92)
 Sammy Young (93)
 Pat Tillman (94-97)*
 Kyran Jones (98-99)
 Zach Mims (00)
 Connor Banks (02-03)

43

Bill Fatouras (50)
 Don Fancher (52-53)
 John Cumpfi (54)
 Fran Urban (55)
 George Greathouse (56)
 Issac Johnstone (58)
 Mitch Siskowski (60-63)

Jerry Bridgeman (60)
 Jim Bramlet (64-66)
 Dennis Farrell (67-68)
 Jeff Axel (69)
 Brent McClanahan (70-72)
 Alex Stencel (74-75)
 Darrell Gil (76-78)
 Mike Maloney (79-80)
 Nate King (81-84)
 Brett Matheson (85)
 Dwayne King (87)
 Bruce Perkins (88-89)
 Darrell Banks (90)
 Tim Smith (91)
 Chris Hopkins (92)
 George Slessman (93)
 Derrick Ford (94)
 Hamilton Mee (95)
 Mark Polchow (97)
 Jake Each (98-99)
 Eric Keefner (00)
 Mike Waddell (00)
 Jason Burke (03-04)
 Rudy Sanchez (03)
 Jason Burke (06)
 Anthony Reyes (07-08)
 Zach Richards (08 K)
 Bobby Wenzig (10)
 Davon Coleman (11-12-13)
 Carlos Mendoza (16)

44

Bob Goodfellow (50)
 Allen Strangeland (52)
 Lyle Pierson (53)
 Fritz Province (54)
 Dick Sica (65-66)
 Wes Plummer (67-68)
 Mickey Kwiatkowski (69)
 Wayne Bradley (71)
 Mike Person (73)
 Gerry Geldien (74-76)
 Willie Gittens (79-82)
 Channing Williams (83-87)
 Brett Wallerstedt (88-92)
 Jeff Paulk (94-98)
 Mike Karney (01-02-03)
 Dale Robinson (04)
 Travis Goethel (06-09)
 Taylor Walstad (10)
 Max Smith (11-12)
 Alani Latu (13-14-15-16)

45

John Zucco (50)
 Nick Maucier (52-53)
 John Hickman (54)
 Randy Wilson (65)
 Jim Shaughnessy (67-69)
 Dennis Diganti (70)
 John Mason (71)
 Mike Haynes (73)
 Larry Crowe (74)
 Frank Allen (74-75)
 Derrick Martin (76)
 Brian Felix (78-79)
 Jimmy Williams (81-84)
 Terence Johnson (86-90)
 Paul Reynolds (91)
 Jeff Foster (92)
 Brian Easter (93)
 Kevin Tommasini (95-97)
 Stephen Garcia (98)
 Adam Tanke (99-00)
 Zach Mims (01)
 Mike Talbot (03-04)
 Jamarr Robinson (06-07)
 Spencer Gasu (08-09 D)
 Trevor Kohl (09-11 D)
 George Lea (16)

46

Harley Cooper (50)
 Virgil Savage (52)
 Jack Dunn (53-54)
 Tom Shively (55)
 Ron Erhart (56-58)
 Ed Fasnaught (65)
 Bill Garrison (66)
 Frank Sweet (67)
 Hugh McKinnis (68-69)
 Mike Bigbee (72)
 Carl Russel (74-77)
 David Green (78)
 Ralph Dixon (79)
 Dwaine Wright (80-83)
 Kirk Wendorf (84-86)
 Greg Rice (87)
 Bob Brasher (88-92)
 Jeffrey Foster (93-94)
 Derrick Ford (95)
 Hamilton Mee (96-97)
 Stephen Garcia (99)
 Mike Karney (00)
 Tim Parker (01)
 Jeff Bereuter (06-09)
 Dean Deleone (10)
 Kipeli Konisetti (11-12-13)

47

Bob Hendricks (50)
 Art Odom (52)
 Dave Graybill (53)
 James Scott (54)
 Tom Grassl (56)
 Dave Fonner (55)
 Billy Hughes (71)
 Lonnie Grafel (72-73)
 Gregg Anderson (74-75)
 Norm Anders (76-77)
 Mike Lee (78-79)
 Wayne Apuna (80-82)
 Brian Noble (83-84)
 Drew Metcalf (86-90)
 Mike Phair (91-92)
 Chris Finn (93-96)
 Eric Fields (97)
 Darrel Turner (99-00-01-02)
 Matt Gorczyca (01)
 Nick Clapp (01)
 Gerald Munns (06-10)
 Josh Hubner (11-12)
 Matthew Thompson (14-16)

48

Czeslaw Schmidt (50)
 Don Puente (52)
 Ed Cano (53)
 Karl Grassl (54)
 Ron Jackson (58)
 John Moreland (78-81)
 Darin Tupper (82-86)
 Jeff Mahlstede (87-88)
 Lenny McGill (89)
 Justin Drago (90-93, 95)
 Jason Moore (96)
 Cody Price (97-98)
 Terrell Suggs (00-01-02)
 Chad Lindsey (06-07)
 Brandon Magee (08-09)
 Carl Bradford (10)
 Alex Bykovskiy (12)
 Frank Ogas (16)

49

Sam Duca (50)
 Gus Poulos (52-54)
 Rick McClelland (76)
 Greg Schultz (77-78)

ALL-TIME NUMBERS

Tobin Hood (80)
 Fred Stokes (81-82)
 John Grier (84)
 Kraig Caskey (85-86)
 Scott Woodford (88-90)
 Jeff Decker (91)
 Dave Leyva (92)
 Kyle Peavler (93-94)
 Mike Morales (96)
 Kyle Kosier (97)
 Ryan Ransom-Pittinger (98)
 Ben Fox (00)
 Brian Biang (01)
 Ishmael Thrower (03-04)
 Garrett Judah (06-07)
 Luis Vasquez (08)
 Dean DeLeone (09)
 Jordan McDonald (10-12)

50

Dick Alonzo (50)
 Gene Mitcham (52)
 Clarence Osborne (53-54)
 James Lundie (55)
 Fritz Province (56)
 Dave Fonner (57-58)
 John Vuichevich (59-60)
 Jim Murphy (62-64)
 Art Duncan (65-66)
 Dennis Knaggs (67)
 Mike Mess (69-70)
 Bob Bruning (72-74)
 Rod Erbe (76)
 Butch Vaughn (78)
 Bryan Caldwell (79-81)
 Kevin Thomas (82)
 Robert Hemminger (83-84)
 Scott Claypoole (86-88)
 Jason Martin (89-90)
 Dan Lucas (92-93-94)
 Scott Von der Ahe (95-96)
 Levi Jones (97)
 Tony Aguilar (00-01-02-03)
 Steve Hoppe (00)
 Kyle Caldwell (03-04, 06)
 Lawrence Guy (08-10)
 Aderious Simmons (11)
 Nick Kelly (13-14-15)

51

Ed Czaplak (50)
 John Allen (52-53)
 Charles Mackey (54)
 Tim Buchanan (66-67)
 Phil Pinotti (69)
 Ron Lou (70-72)
 Wayne Fonoimoana (74-75)
 Chris Mutt (76-78)
 Walt Bowyer (80-82)
 Pat Taylor (83-87)
 Jeff Johnson (88)
 Darrell Banks (89)
 Toby Mills (90-93)
 Greg Ruegamer (94-98)
 Jammal Anderson (99-00)
 Josh Brayer (01)
 Jamar Williams (02)
 Beau Manutai (06)
 Clay Davie (07, 09, 0)
 Otis Jones (08-10, 0)
 David Moala (11)
 Brandon Mathews (16, 0)
 Zach Robertson (16, 0)

52

Tony Balsamo (50)
 Jim Stephenson (52)
 Duane Hallam (53)
 Dick Prenevost (54)
 Fred Yuss (58)

Larry Hendershot (64)
 Ron Pritchard (66-68)
 Nick Ferrara (69)
 Jim Heilig (74)
 Marty Van Gorder (79)
 Darren Comeaux (80-81)
 Tim Casey (82-85)
 Dwayne King (86)
 Richard Davis (87-89)
 Troy Martz (90-94)
 Jeff Boyer (96-97)
 Kyle Siever (98)
 Mason Unck (99-00-01-02)
 Andrew Carnahan (03-04, 06)
 Garth Gerhart (07-11, 0)
 Morris Wooten (07-08, 0)
 Carl Bradford (11-12-13, 0)

53

Lou Iani (50)
 Jim Aitken (52)
 Jack Stoval (53-54)
 Dick Possanza (67)
 Bob Davenport (69-70)
 Bob Carter (71-72)
 Larry Gordon (74-75)
 Keith Melidoni (76)
 Norris Williams (77-79)
 Tom Haberman (80-83)
 Steve Spurling (84-88)
 David Walsh (89)
 Aurelius Seaberry (90)
 Glenn Steele (92)
 Ron McCook (93-96)
 Scott Peters (98-99-00-01)
 Drew Hodgdon (02-03-04)
 Jason Perkins (06-07)
 Brandon Johnson (10-12)

54

Allen Stangeland (50)
 Frank Rogers (52-53)
 Ron Wunderly (54)
 Jim Olenick (55)
 Alan Sandell (56-57)
 Fred Koory (58)
 Don Bigler (59)
 Bob Lueck (63-65)
 George Hummer (66-68)
 Prentice Williams (69-70)
 Todd Householder (71)
 Scott Alton (72-74)
 Joe Hillstock (74)
 Steve Rodrigues (75)
 Mike Seiwert (76-78)
 Vernon Maxwell (80-82)
 Willie Green (83-84)
 Mike Edward (85)
 Andre Lacey (86-90)
 John Renshaw (91)
 Clint Lager (93)
 Shane Shafer (96-97)
 Ryan West (98)
 Chad Rosson (02)
 Tyrone Bowers (02-03)
 Adam Vincent (06)
 Paul Unga (07-08)
 Tyler Sulka (10-13-14)
 Connor Humphreys (15)

55

Manuel Muniz (50)
 John Hickman (52-53)
 Bart Jankans (54)
 Geno Della Libera (55-58)
 Carl Vardian (59)
 Chris Stetzar (61-63)
 Dan Dunn (64-66)
 Mike Kennedy (67-69)
 Jeff Boland (70)

James Baker (71-73)
 Rob Peterson (74, 76)
 Tim Peterson (75)
 Chris Ruttinger (78)
 Joey Lumpkin (79-81)
 Bryan Caldwell (82)
 Kevin Thomas (83-86)
 Ted Friedli (87-88)
 Craig Torosian (89)
 Chad Ackerley (90-93)
 Ryan Reilly (95)
 Dave Baumgartner (96)
 Joe Cesta (97-98)
 Josh Amobi (99-00-01-02)
 Mark Washington (03-04)
 Wes Evans (06-07)
 Jamarr Robinson (08-10, 0)
 Chris De Armas (10-11, 0)
 Jason Franklin (12-15)
 Christian Westerman (13-14-15)
 Corey Smith (16)

56

Jess Pease (50)
 Lou Iani (52-53)
 Harry Kleindorfer (54)
 James Helig (72)
 Mark Radovich (74-75-76)
 Kani Kauihi (78-79)
 Kevin Patrick (81)
 Jim Roberts (82-83)
 Mike Copeland (84)
 Eddie Grant (85-89)
 Jim Freeland (91)
 Farrington Togiak (92-93)
 Kyle Murphy (94-95-96-97)
 Jay Breckenridge (99-00-01-02)
 DeAndre Johnson (01-03)
 Thomas Altieri (06-09)
 Grandville Taylor (11-13, 0)
 Devin Goodman (11-15, 0)

57

Bob Luthcke (52-53-54)
 Mike Mihalich (66)
 Rick Ammentorp (74)
 Ron Caldarelli (72-73)
 Ed Stegwart (76)
 Wayne Corrigan (78)
 Rod Essley (80)
 David Ohton (81-82)
 Mark Solomon (83)
 Stacy Harvey (84-87)
 Dwayne King (88-89)
 Gary Gibson (90)
 Kyle Murphy (93)
 Craig Sweasy (96-98)
 Frank Linden (00)
 Barton Hammit (01-02)
 Mike Meritet (04)
 Tranell Morant (06-07)
 Thomas Ohmart (08-10)
 Jason Franklin (11)
 Charles Beatty (12, 0)
 Evan Goodman (12-16, 0)

58

Bob Rippel (50)
 Ron Wunderly (52)
 Al Valenzuela (53-54)
 Nick Patella (55-56)
 Carl Vardian (57)
 John Vuichevich (58)
 Fred Rhoades (59-61)
 Jack Latimer (62)
 Jack Shiker (64-65)
 Rick Tolbert (74-77)
 Mike White (80-83)
 Larry McGlothen (84-86)
 Scott Woodford (87)

Dereck Moore (88-91)
 Drew Casani (93)
 Bill Slessman (95)
 Derrick Ford (96-98)
 Connor Banks (00-01-04)
 Dexter Davis (06-09)
 Sil Ajawara (10-12-13, 0)
 Salamo Fiso (12-13-14-15-16)

59


Emilio Dixon (50)
 Lou Hallman (52)
 Norb Smorin (53)
 John Julian (54)
 Terry Stoner (57-59)
 Ken Jones (62)
 Bob Johnson (63-65)
 Dan Peppler (66)
 Tom Sieper (74-75)
 Gary Padjen (77-79)
 Bruce Branch (81-82)
 John Knight (83-84)
 Mark Tingstad (85-89)
 Mike Phair (90)
 Aaron Franklin (91)
 Paul Longshore (92)
 Justin Langston (94-95)
 Derrick Rodgers (96)
 Terrelle Smith (97)
 Tommie Townsend (98)
 Kurt Wallin (99-00-01)
 Tim Fa'aita (02-03)
 Jon Hargis (06-10)
 Quinn Bailey (15-16)

60

Dick Curran (52-53)
 Merle Loken (54)
 Paul Widmer (55)
 Ken Kerr (56-58)
 Conrad Alfholter (61)
 Ed Young (62)
 Tom Flint (63)
 Paul Palumbo (64-66)
 Dan Grow (67)
 Mike Mess (68)
 Jake St. Claire (69)
 Larry Delbridge (70-72)
 Ed Vaughn (74)
 Zack Dibrell (76)
 Bob Carl (78-79)
 Phil Wong (81)
 Dan Saleaumua (82)
 Bela Lestar (83)
 Randy Jefferson (84-88)
 Chuck Underwood (91-92-93)
 Brian Williams (95-96-97-98)
 Geoff Van Loo (01-02-03)
 Chris Scott (09)

61

Tom Fallon (52-53)
 Dan Napolitano (54)
 Bob Karlowicz (56)
 Harold Saunders (59)
 Mike Krofchik (60-62)
 John Scavo (64)
 Obia Lowe (65)
 Gary Ventura (68-70)
 Sal Olivo (71-73)
 Rocky Mataalli (74-76)
 Jimmie Wilson (78, 80)
 Jim Slaughterbeck (81-82)
 Vic Sidler (84)
 Kerry Barker (85)
 Ted Friedli (86)
 Jeff White (87-91)
 John Black (93)
 Randy Leaphart (94)
 Geoff Black (95)



Scott Peters wore #53 during his time at ASU from 1998 to 2001.

Kaleb Ramsey (96)
 Josh Nicassio (97)
 Ryan Delnoce (98-99-00)
 Josh Brayer (02)
 Beau Bandura (04, 06)
 Bo Moos (07-11)
 CJ Ryan (12)

62

Allen Christenson (52)
 Ralph Jenkins (53)
 Michael Stanhoff (54)
 Bart Jankans (55)
 Phil Pastine (56)
 Ken Clark (57)
 Dennis Stanhoff (59)
 Bob Widmer (61-62)
 Sam Dempsey (64)
 John Brown (65)
 Mike Flemons (66)
 John Robinson (67)
 Ted Olivo (68-69, 71)
 Harold Steele (72)
 John Tyler (74-75)
 Greg Blakes (78)
 Dan Mackie (80-83)
 Craig Lashley (84)
 Randall McDaniel (85-87)
 Mike Alexander (88)
 Chris Lewis (89)
 Craig Torosian (90)
 Eric Ipock (91)
 Ray Porter (96)
 Brandon Rodd (04, 06-07)
 Evan Finkenberg (09-12-13)

63

Norb Smorin (52)
 Karl Grassl (53)
 Reynard Nichols (54)
 John Gumpf (55)
 John Mansperger (56)
 Jim Lambeth (57-58)
 Fred Yuss (59-61)
 Bob Kec (62-64)
 Larry Laughlin (65)
 Roy Francescutti (66)

Riggin McCowan (67)
 Mike Tomco (69-71)
 John Howser (72-74)
 Harry Garbarini (76)
 Leo Rossette (78)
 Jack Schram (81-83)
 Steve Rossoll (84)
 Chris Randall (85-86)
 Paul Debono (87-90)
 Eric Harvey (92-93)
 Troy Davis (94)
 Korey Ramsey (96-98-99)
 Thomas Brown (01)
 Paul Fanaika (06-08)
 Easton Wahlstrom (12)
 Mitchell Fraboni (14-15-16)

64

Mario d'Antonio (53)
 Perry Tsantilas (54)
 John Julian (55)
 Desi Sanchez (56)
 Al Carr (57-58)
 George Flint (60-61)
 Charles Karasek (62-64)
 Larry Widmer (65)
 Jim Kane (66-68)
 Tim Hoban (69-70)
 George Endres (71-73)
 Jerry Sturm (74)
 Doug Decker (76)
 Greg Strickland (78)
 Bubba Jones (79)
 Mark Shupe (81-84)
 Fedel Underwood (85-89)
 Travis Guiney (91)
 Randy Leaphart (95-98)
 Travis Scott (00-01)
 Djadjid Daffe (06)
 Nick Emanuele (09-11)
 Easton Wahlstrom (13-14)
 Bob Black (52)
 Will Kimball (53)
 Frank Bell (54-56)
 Dennis Carunchio (57)
 Charles Krofchik (58)
 Joe Camut (59)

ALL-TIME NUMBERS



Defensive Tackle Saia Falahola wore #71 from 2006 to 2007.

Ken Craft (60-61)
 Ron Scarfo (62-64)
 Cecil Abono (65-66)
 Tom Delnoce (67-69)
 Rich Smith (70)
 Wayne Devliegher (71)
 Tim Hoban (72)
 Chris Lorenzen (74-75)
 Jerry Shuck (78)
 Gary Bouck (79)
 Albert Kidd (81-83)
 Todd Kalis (84-87)
 Jay Gilliam (88-89)
 Manny Carbajal (90-91)
 Brad McAllister (92)
 Kirk Robertson (93-96)
 Jon Rohloff (98)
 Gino Benedetti (02-03)
 Ian Scheuring (07)
 David Bertrand (08-09)
 Taylor Kamitomo (11)
 A.J. McCollum (16)

66

Ray Evanski (54)
 Mickey Ryan (55)
 Dick Napolitano (56)
 Jack Gieger (57)
 Carl Cavallaro (58)
 Roy Moore (59)
 Larry Reaves (60-61)
 J.R. Pico (62-63)
 Vern Butcher (64)
 Mike Chowniac (66-68)
 Steve Matlock (70-72)
 Randy Collett (74)
 George Fadok (74-77)
 Jimmie Wilson (79)
 David Fototi (81-85)
 Ryan McReynolds (86)
 Scott Kirby (87-88)
 Tim Kirby (90-91)
 Mike Stevens (92-95)
 Dane Beem (96-98)
 Mike Whitesel (00)
 Brian Goggin (01)
 Stephen Berg (03-04, 06)
 Loren Howard (06)
 Matt Hustad (07-10)
 Donnie Shields (14)

67

Carl Powell (53)
 Robert Noel (54)
 Al Pagnetti (55-56)
 Harold Saunders (58)
 Dick Locke (59-61)
 Larry French (62)
 Ken Craft (63)
 Dan Boulware (64)

Larry Langford (65-67)
 Ken Coyle (68-70)
 Kevin Woudenberg (71)
 Larry Jochai (72)
 Mark Kennedy (74)
 Gary Winchester (74-77)
 Frank Carr (80-83)
 John Kline (84)
 Marc Oliver (85)
 Tony Sherman (87-89)
 Robert Robertson (90-91)
 Pat Thompson (92-96)
 Phil Howard (01-02)
 Shawn Lauvao (06-09)
 Kody Koebensky (11-12-13)

68

Henry Meza (53)
 Will Kimball (54)
 John Hickman (55)
 Ken Garst (56)
 Larry Reaves (58-59)
 Richard Cahill (66)
 Dave Pentz (68-70)
 Ed Kindig (71)
 Charles Brunk (72)
 Fialele Edra (74)
 Tim Peterson (76-77)
 Darryl Mueske (79-81)
 Brian Lopker (82)
 Steve Shepherd (83)
 Frank Kramer (84-85)
 Dave Santisi (87)
 Israel Stanley (88)
 Kerry McDaniel (89)
 Mike Balian (91-94)
 Marvel Smith (96)
 Kaleb Ramsay (97-98-99)
 Brian Goggin (00)
 Trent Marsh (09-11 D)
 Corey Adams (09-12 D)

69

Charles Mackey (53)
 Dave Markovich (54)
 John Gumpf (56)
 Sam Denillo (58-59)
 Steve Slanoc (60)
 Joe Kush (61-63)
 Larry Widmaer (64)
 Leo Rossi (65)
 Bob Stark (67)
 Pat Berry (71-73)
 Mark Vandevier (75-76)
 Mark Kochanski (79-80)
 Scott Mazur (81-82)
 Scott Kirby (84-86)
 Greg Joelson (88)
 Bill Doverspike (89-90)
 Jason Kyle (92)

Ken Westerhaus (95-97)
 Kyle Kosier (98-99-00-01)
 Kody Koebensky (09)
 Dan Knapp (10-11)

70

Harry Kleindorfer (53)
 Frank Boniface (54)
 Dan Napolitano (55-57)
 Mike Bartholomew (58-60)
 Steve Fedorchak (61-62)
 Frank Mitacek (63-64)
 John Hanson (65-66)
 Dan Peppler (67)
 Mike Shimkus (68, 70-71)
 Mike Rasch (72-73)
 Bill Steverson (58)
 Ernest Hegi (59)
 David Sampson (61)
 Bob Gaskell (62-64)
 Larry Hendershot (65-66)
 Cecil Abono (67)
 Gary Tolmachoff (70)
 Dave Granelli (71)
 Harold Slemmer (72-74)
 Jay Coffey (76)
 Marcus Watts (78)
 Ron Sowers (79-82)
 Danny Villa (83-86)
 Scott Veach (87)
 Mark Hayes (88-90)
 Greg Thurston (92-93)
 Thomas Schmidt (95-98-99)
 Paul Glass (00-01)
 Chaz White (02-03)
 Robert Gustavis (04, 06-07)
 Zach Schlink (08)
 Aderious Simmons (10)
 Vi Teofilo (11-13-14-15)

71

Kelly Pierson (53)
 James Lundie (54)
 George Flint (56)
 Bill Zuhowski (57)
 Ladd Mulleneaux (58-59)
 Tom Pavolin (62)
 John Folmer (63-65)
 Herman Serginese (66-68)
 Richard Gray (69-71)
 Dave Orzell (72-75)
 Glen Lanker (76)
 Russ Symmes (78)
 Dan Jones (79-82)
 Steven Wiley (83)
 Doug Larson (84-88)
 Derek Zazueta (89)
 Jeff Kysar (90-91)
 Kirk Robertson (92)
 Mike Hanson (93-94)
 Marvel Smith (97-98-99)
 Drew Hodgdon (00)
 Grayling Love (02-03-04)
 Saia Falahola (06-07)
 Brice Schwab (10-12)
 Steven Miller (16)

72

Clint Ostheimer (52)
 Gene Drost (53)
 Michael Strangio (54)
 Tom Ford (55-58)
 Bill Faust (59)
 John Seedborg (61-63)
 Joe Young (64-65)
 David Pendergrass (66)
 Rich Sica (67)
 Tom Lukachik (68)
 Jim Mroczka (69)
 Ed Smith (70)
 Larry Shorty (71-73)
 Al Weigandt (74-76)

Rod Essley (78)
 Joe Peters (79)
 Dan Madden (81-84)
 Andy Hayes (85)
 Mark Hayes (86)
 Tim Kirby (87-89)
 David Dixon (90-91)
 Danny Hunt (92)
 Brian Williams (94)
 Kevin Mastowski (95-96)
 Brandon Macias (01-02)
 Chaz White (03-04)
 Po'u Palelei (07)
 Andrew Sampson (08-12)
 Cade Cote (16)

73

Gene Laird (53)
 Ken Kerr (55)
 Summer Smith (56-57)
 Bill Steverson (58)
 Ernest Hegi (59)
 David Sampson (61)
 Bob Gaskell (62-64)
 Larry Hendershot (65-66)
 Cecil Abono (67)
 Gary Tolmachoff (70)
 Dave Granelli (71)
 Harold Slemmer (72-74)
 Jay Coffey (76)
 Marcus Watts (78)
 Ron Sowers (79-82)
 Danny Villa (83-86)
 Scott Veach (87)
 Mark Hayes (88-90)
 Greg Thurston (92-93)
 Thomas Schmidt (95-98-99)
 Paul Glass (00-01)
 Chaz White (02-03)
 Robert Gustavis (04, 06-07)
 Zach Schlink (08)
 Aderious Simmons (10)
 Vi Teofilo (11-13-14-15)

74

Robert Cepec (54)
 Ron Wunderly (55)
 Alfred Carr (56)
 Joe Camut (58)
 Jim Bycott (59)
 Ray Eberhard (60-61)
 Pat Appulese (62-64)
 Bob Rokita (65-67)
 Jim Kelly (68-70)
 Ralph Hernandez (71)
 Kirk Robertson (92)
 Dave Wander (72-73)
 Cedric Price (76)
 Brad Igou (78-79)
 Tom Magazzeni (81-84)
 Todd Kiesbuy (85)
 Michael Simmons (87-88)
 Joe Pennipelle (90)
 Tim Landers (91)
 Juan Roque (92-96)
 Damien Niko (00-01-02)
 Tom Njunge (08-09)
 Jamil Douglas (10-12-13-14)

75

John Jankans (52)
 Frank Bell (53)
 Paul Widmer (56-58)
 Charles Tribble (65)
 Nello Tomarelli (66-68)
 Pete Kubicki (69)
 Gerald Slemmer (72-73)
 Scott Alden (74-75)
 Fialele Edra (76)
 Eddie Sanders (78-79)

Darby Lewis (80)
 James Keyton (81-83)
 Chris Avii (84-85)
 Michael Simmons (86)
 Mike Ritter (87-91)
 Jeff Kysar (92-94)
 Al Simpson (95-96)
 Victor Leyva (97-98-99-00)
 Drew Hodgdon (01)
 Matt Mason (02-03)
 Richard Tutu'u (06-08)
 Zach Schlink (09-10)
 William McGehee (12-13-14-15)
 Tyler McClure (16)

76

Robert Noel (55-56)
 John Gumpf (57)
 Dick Locke (58)
 Jesse Brandford (59-61)
 Hase McKey (62-63)
 Ray Shirley (64-66)
 Diego Perez (67)
 Roger Davis (70-71)
 Neal Skarin (72-73)
 Billy Joe Winchester (74)
 Bob Pfister (76-77)
 Curtis Aaron (78-81)
 Brad Clark (82)
 Jim Wane (84-86)
 Pat Fresch (88)
 Steve Puryear (89)
 Ed Goodyear (90)
 DeMario Vaughn (91-94)
 Mike Barnes (95-97)
 Kenneth Williamson (99-00)
 Ricardo Carlos (01-02)
 Mike Pollak (04, 06-07)
 Patrick Jamison (08-09)
 Mo Latu (11-12)
 Sam Jones (15-16)

77

Mike Stanhoff (55-56)
 Fritz Province (57)
 Rockne Anderson (58)
 Charles Krofchik (59)
 Hase McKey (61)
 Sam Fannelli (62-64)
 Curley Culp (65-67)
 Rick Leek (69)
 Gary Shaw (70)
 Jim Hadeed (71)
 Deke Ballard (72-73)
 Jim Denton (74-76)
 Dan Muder (78)
 Mark Solomon (81-82)
 Richard Bear (83-87)
 Jim Watson (88-91)
 Manny Carbajal (92-93)
 Jeff Johannesen (96-98)
 Nick Johnson (99)
 Adrian Ayala (01-02-03)
 Michael Marquardt (06-07 D)
 Adam Tello (07-11 D)
 Saia Falahola (08-10 D)
 Stephon McClay (12-13-14-15-16)

78

Al Pagnetti (54)
 John Harper (55)
 Jim Lundie (56)
 Dick Mansperger (57)
 Al Meitzler (58)
 Mike Cupchak (59-60)
 George Corneal (65)
 Richard Griffin (67-68)
 Dwight Cahill (69-70)
 Steve Gunther (71-73)

Robert Allison (74-75)
 Buz Grider (76)
 Adrian Fisers (78)
 Tony Loia (79-81)
 Billy Cunningham (82-84)
 Fasi Ta'ase (85)
 Mike Rasp (86-88)
 Pat Fresch (89-91)
 Anthony Jones (93-96)
 Levi Jones (98-99-00-01)
 Zach Krula (03-04, 06-07)
 Kyle Johnson (08-12)
 Marshal Nathe (16)

79

John Jankans (55)
 Bart Jankins (56-57)
 Kenneth Jones (58)
 Jim Lambeth (59-60)
 Aski Kilkut (61-63)
 Tim Evans (64-65)
 Darryl Carter (66)
 Bobby Johnson (67-68)
 Ed Fisher (69-71)
 Ed Kindig (72-73)
 Randy Moore (74-75)
 Doug Dedrick (76-77)
 Bob Westbrook (78)
 Bruce Branch (79)
 Jim Hawn (80-82)
 Brian Lopker (83-85)
 Jeff Sturdivant (86-90)
 Craig Ritter (91-92)
 Joe Cajic (93-94)
 Troy Davis (95-98)
 Marquise Muldrow (99-00-01)
 Julius Oriekwu (04, 06-07)
 Brent Good (08-09)
 Chip Sarafin (11-12-14)
 Mason Walter (16)


80

Mike Stovall (55-56)
 Karl Kiefer (57-59)
 Alonzo Hill (60-63)
 Tom Haupt (64)
 Ed Hopkins (65)
 Wes Plummer (66)
 Ron Carothers (67-69)
 Ed Beverly (70-72)
 Larry Mucker (74-76)
 Henry Pollard (78)
 Bernard Henry (79-81)
 Curt Arons (82-84)
 Steve Rossell (83)
 J.J. Williams (85)
 Tony Johnson (86)
 Geoff Lord (87)
 Bryan Reeves (88)
 Vance Ross (89)
 Derrick Hart (90-92)
 Marcus Delgado (93-94)
 Jeff Hoffman (96-97)
 Todd Heap (98-99-00)
 Derek Hagan (02-03-04)
 Dane Guthrie (06-07)
 J.J. Holliday (09-12)
 Raymond Epps (15-16)

81

Ben Anderson (56-58)
 Chuck Osborne (65-68)
 Joe Donaher (69-71)
 Darion Gilbert (72-73)
 Glenn Crawford (75-76)
 Mike Bowles (78-79)
 Jerry Good (81)
 Don Kern (82-83)
 Bernard Johns (84)

ALL-TIME NUMBERS



Defensive Back John Pitts wore #82 when he played for ASU from 1965-1966.

Vito Maynes (85)
 Jeff Johnson (86-87)
 Andy Ingram (88-89)
 Richmond Vincent (90)
 Jason Birdsong (91-92)
 Uumoia Glass (93-94)
 Kenny Mitchell (95-98)
 Shaun McDonald (00-01-02)
 Tyrice Thompson (04, 06-07)
 Wes Evans (08)
 Ryan Skorupka (09)
 Gary Chambers (11-15)

82

Cliff Jensen (55)
 Tom Grassl (56-58)
 Jim Sardi (61)
 John Klepacki (62-64)
 John Pitts (65-66)
 John Helton (67-68)
 Junior Ah You (69-71)
 Dave Grannell (72-73)
 John Jefferson (74-75)
 Al Harris (76-78)
 Earl Gabbidon (80)
 Doug Allen (81-84)
 Chip Rish (85-86)
 Roy Hurd (87)
 Lynn James (88-89)
 Eric Moss (90-91)
 Steve Bush (92-96)
 Clifton Jones (97-98)
 Lorrion James (01)
 Nick Baker (02)
 Jamaal Lewis (03-04, 06)
 Lance Ebuomwan (07)
 Allente Battle (09)
 Kevin Ozier (10-12)
 Jalen Harvey (15-16)

83

Timothy Lee (58-61)
 Darrell Hoover (63-65)
 Fair Hooker (66-68)
 George Pelcher (70)
 John Hammer (71)
 Tom Sieper (72-73)
 Dave Hainlen (74-75)
 Sao Vaefaga (76)
 Ron Washington (79-80)
 Kevin Moffet (81)
 Terence Johnson (82-83)
 Stein Koss (84-86)
 Shane Collins (87-91)

Cornerback JJ Holliday wore #80 from 2009 to 2012.

Clyde McCoy (92-94)
 Lenzie Jackson (95-98)
 Jermaine McKinney (99)
 Mike Smith (00)
 Lee Burghgraef (02-03-04)
 Brady Conrad (06-07)
 Stanley Malamala (08-09)
 Randy Knust (10-11)
 Kody Kohl (12-16)

84

Charlie Mackey (55-56)
 Bob Rembert (57-60)
 Guy Hutchins (62)
 Brian Tyler (63)
 Barry Houser (64)
 Steve Timarac (65-66)
 Carl Kiral (67)
 Mike Fanucci (68-70)
 Bob Noble (71)
 Clifton Alapa (72-73)
 Greg Hudson (74)
 John Jefferson (76-77)
 Jerry Bell (78-81)
 David Fulcher (82)
 Aaron Cox (83-87)
 Kevin Snyder (88-92)
 Brian Proby (93)
 Tariq McDonald (96-98-99)
 Nick Murphy (00-01)
 Matt Cooper (02)
 Aaron Austin (03-04)
 Jovon Williams (06-09)
 Jarrid Bryant (10-11)
 Tevin Favor (12)
 JD Alexander (16)

85

Clancy Osborne (55-57)
 Ray Prokopchak (58)
 Ron Jackson (59)
 Bob Homering (61)
 Don Switzenberg (64)
 Tom Haubert (65)
 Jim Johnson (66)
 Bob McCormick (68)
 Bruce Kilby (70-72)
 Clifton Alapa (74, 76)
 Nolan Warren (79)
 Ron Wetzel (80-82)
 Art Ramsey (83)
 Chris Garrett (84-88)
 Brian Ryder (89-93)
 Matt Bertram (94)

Kendrick Bates (95-98-99)
 Frank Maddox (00-01-02-03)
 Kellen Mills (05-07)
 Max Smith (09-10)
 Karl Holmes (11-12)

86

Karl Grassl (55-56)
 Jim Poplawski (57)
 Terry Livingston (58-59)
 Herman Harrison (60-63)
 Art Duncan (64)
 Dan Grow (65-66)
 Mel Jenkins (67)
 Mickey Kwiatkowski (68)
 Joe Connolly (69-71)
 Sam Johnson (72-73)
 Harry Garbarini (74)
 Willie Scroggins (75-76)
 Melvin Hoover (78-80)
 James Hood (81-83)
 Robert Arcoraci (84-86)
 Scott Veach (88-89)
 Nickie Moore (90)
 Vance Smith (91)
 Marc Nevin (92)
 Zack Romero (93-97)
 Mike Pinkard (99-00-01-02)
 Ryan Jenkins (16)
 Zach Miller (04, 06)
 T.J. Simpson (07-11)
 Daniel Masifelo (12)

87

Bill Spanko (56-59)
 Roger Locke (60-62)
 Bill Daniels (63)
 Dewey Forrister (64-66)
 Lowell Grissom (67)
 Jake St. Claire (68)
 Donovan Daniels (70)
 Todd Householder (72-73)
 Brad Kiburz (74-76)
 Mike Brooks (79)
 Steve Garnett (80)
 Mike Dugan (81)
 Jeff Gallimore (82-86)
 Mike Everitt (87-88)
 Chad Burnett (89)
 Clyde McCoy (90-91)
 Keith Poole (92)
 Matt Nelson (93-94)
 Brian Jennings (95-98-99)
 B.J. Miller (00-01)
 Brent Miller (04, 06-07)
 Steven Figueroa (08)
 Christopher Coyle (09-12)
 Tommy Hudson (16 0)

88

Tom Fulch (55)
 John Allen (56)
 Wayne Hunsaker (58)
 Dale Keller (61-62)
 Jerry Smith (63)
 Ken Oyer (65-67)
 Joe Petty (70-72)
 Kirk Carter (75-77)
 John Mistler (78-80)
 Eric Redenius (81)
 Jim Meyer (81)
 Randall McDaniel (83-84)
 Skip McClendon (85-86)
 Ryan McReynolds (87-89)
 Richmond Vincent (91)
 Carlos Artis (92-94)
 Devin Kendall (95-96)
 Matt Cercone (97-98)
 Travis Gimse (00)

Ryan Dennard (01)
 Nick Johnson (02-03)
 Andrew Pettes (04, 06-08)
 Steven Figueroa (09-10)
 Josh Fulton (11)
 Josiah Blandin (12)
 Daniel Groebner (16)

89

Darnel Haney (56)
 Gordon Smith (57)
 Larry Livingston (58-59)
 Potas Newman (60)
 Joe McDonald (63-64)
 Rudy Hudson (67)
 Jim Hadeed (70)
 Charlie Hobbs (72-74)
 Tim Baumgarten (77-78)
 Jerome Witherspoon (80-82)
 Curt Arons (83)
 Andy Hayes (84)
 Robert Lewis (85-86)
 Ron Fair (87-89)
 Marquis Tucker (90-91)
 Curtis Berger (92-94)
 Dave Baumgartner (95)
 Victor Leyva (96)
 Jason Moore (97-98-99-00)
 Matt Miller (02-03-04)
 Lance Ebuomwan (06)
 Dan Knapp (07-09)
 Chike Mbanefo (11)
 Parker Rasmusson (12)
 Frederick Gammage (12-16)

90

Randy Moore (72-73)
 Mark Jones (74-77)
 Joe Peters (78)
 Mitch Callahan (81)
 Scott Stephen (82-86)
 Eric Caruth-Berry (87-90)
 Eric Schmidt (92-94)
 Kurt Wallin (95)
 Ché Britton (97-98-99-00)
 Josh Kirkwood (02)
 David Smith (06-08)
 William Sutton (09-12)
 Tashon Smallwood (14-15-16)

91

Maurice Basco (76)
 Ben Apuna (78-79)
 Roy Edwards (80-81)
 Fred Gaddis (82-84)
 Gary Knudson (86, 88)
 Mike Rasp (89)
 Mike Richey (90-92)
 Wali Sibirie (94-95)
 Quincy Yancy (96-98-99-00)
 Jimmy Verdon (01-02-03-04)
 Will Kofe (06)
 Leo Montt (08-09)
 Lee Adams (10)
 Cutter Baldock (11-12 D)
 Jake Sheffield (12 D)
 Corey Smith (14-15)

92

Kit Lathrop (76-77)
 Tom Allen (78-79)
 Bob Frey (81)
 Bela Lester (82)
 Ken Johnson (83-84)
 Roy Hurd (86)
 Kerry McDaniel (87-88)
 Brad McAllister (90-91)
 Marcus Williams (93)
 Brian Singleton (95)

Jeremy Staat (96-97)
 Junior Ioane (98-99)
 Danny Masaniani (00-01-02)
 Brett Palmer (04,06)
 Jamaar Jarrett (08-11)
 Jaxon Hood (12-13-14)
 Tramel Topps (15-16)

93

Robert Allison (77)
 Merton Van Fredenberg (78)
 Jim Jeffcoat (80-82)
 Larry McGlothen (83)
 Trace Armstrong (84-87)
 David Neumore (88)
 Arthur Paul (89-91)
 Malchi Crawford (93-97)
 Elza Gennicks (98-99-00)
 Daniel Pryor (01)
 Tashaka Merriweather (04, 06-07)
 Zeb Togliai (08-09)
 Sean O'Grady (11-12)
 Paul Crawford (14)

94

Clarence Ware (76-77)
 Mark Hicks (80-82)
 Todd Kalis (83)
 Christian Hill (16)
 Saute Sapolu (84-88)
 Pat Mason (89-91)
 Brent Burnstein (92-96)
 Leroy Hawkins (97-98)
 Chad Howell (00-01)
 Ali Likio (02-03)
 Alex Fa'agai (06)
 Alex Asi (07)
 Parker Flynn (11)
 Demetrius Cherry (14-15)

95

Robert Kohrs (78-79)
 Tom Gerber (81-84)
 Scott Camper (85)
 Bob Frenkel (86-88)
 Bryan Hooks (89-92)
 Mike Langridge (93-95)
 Ryan Reilly (96-98-99)
 Khoa Nguyen (01-02)
 Gabe Reininger (03-04)
 Leo Montt (06)
 Eric Tanner (07-08)
 Gregory Smith (09)
 Sean Buizer (11 0)
 Cannon Conway (11-12-13 D)
 Renell Wren (15-16)

96

Nolan Warren (78)
 Jeff Guinn (79-80)
 Taleni Wright (82-86)
 Mark Duckens (87)
 Don Chuhlantseff (88-89)
 Jeff Maier (90-91)

Rick Katt (92)
 Jason Reynolds (94-95)
 Jawell Samilton (98-99)
 Jared Wolgramm (01-02)
 DeWayne Hollyfield (04)
 Zach Niusulu (06-07)
 Toa Tuiteta (08-12)
 Jalen Bates (16)

97

Sisto Rosales (78)
 Anthony Baker (79-82)
 Shawn Patterson (83-87)
 Michael Thompson (88)
 Derek Zazueta (88)
 Michael Thompson (89)
 Greg Kordas (90-92)
 Jeremy Hammer (93)
 Albrecht Battle (94-98)
 Brian Montesanto (00-01-02-03)
 Luis Vasquez (07)
 Nduka Onyiali (10)
 Shaq Jenkins (11)
 Jon Mora (12)
 Edmond Boateng (14-15-16)

98

Mike Shrader (78)
 Adrian Fisers (79-80)
 Mike Langston (81-82)
 Dan Saleaumua (83-86)
 Bill Doverspike (87-88)
 Shante Carver (89-93)
 Vince Amey (94-97)
 James Beal (99-00-01-02)
 Kyle Kingsbury (04)
 Shannon Jones (06)
 Zach Brown (08-09)
 Lee Williams (10-11)
 Dillon Jackson (12)
 Mo Latu (14-15)

99

Reynaldo Peru (78-81)
 Mitch Callahan (82-83)
 Frank Rudolph (84-86)
 Tim Landers (87-90)
 Shawn Swayda (92-96)
 Seanan Kelly (97-98)
 Tommie Townsend (99-00-01)
 Shane Jones (02-03)
 Quency Darley (04)
 Martin Tevaseu (06)
 Jonathan English (07-09)
 Joita Te'i (10-11)
 Mike Pennell (12)
 Emmanuel Dayries (14-15)
 Cohl Cabral (16)

Years listed are years of competition (redshirt years not listed).

Players who changed jersey numbers are listed more than once with the years they wore each number.

NATIONAL HONORS

BILETNIKOFF AWARD

- 2014** Jaelen Strong (semifinalist)
- 2004-05** Derek Hagan (semifinalist)

CHUCK BEDNARIK AWARD

- 2012** Will Sutton (semifinalist)
- 2002** Terrell Suggs (finalist)

ROTARY LOMBARDI AWARD

- 2002** Terrell Suggs, defensive end (winner)
- 1998** Grey Ruegamer, center (semifinalist)

BRONKO NAGURSKI AWARD

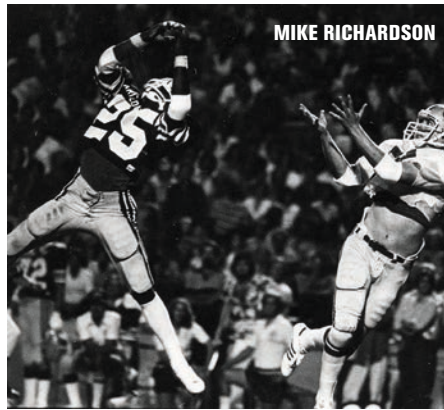
- 2002** Terrell Suggs, defensive end (winner)
- 1996** Derrick Rodgers, rush end (finalist)

TED HENDRICKS AWARD

- 2002** Terrell Suggs (winner)

HEISMAN TROPHY

- 1996** Jake Plummer, quarterback (third)
- 1973** Woody Green, tailback (eighth)
Danny White, quarterback (ninth)



MIKE RICHARDSON

JIM THORPE AWARD

- 2000** Nijrell Eason (semifinalist)
- 1991** Phillippi Sparks (semifinalist)
- 1990** Nathan LaDuke (finalist)
- 1989** Nathan LaDuke (finalist)

DICK BUTKUS AWARD

- 2000** Adam Archuleta (semifinalist)
- 1974** Bob Breunig (Silver Anniversary winner - awarded in 2001)

LOU GROZA AWARD

- 2016** Zane Gonzalez (winner)
- 2014** Zane Gonzalez (semifinalist)
- 2013** Zane Gonzalez (semifinalist)
- 2007** Thomas Weber (winner)



JUAN ROQUE

- 2001** Mike Barth (semifinalist)
- 2001** Nick Murphy (semifinalist)
- 2000** Nick Murphy (semifinalist)

JOHN MACKEY AWARD

- 2000** Todd Heap (finalist)

OTHER NATIONAL AWARDS

- 2005** Emmanuel Franklin, Pat Tillman Leadership Award (Gene Autry Courage Awards)
- 2002** Terrell Suggs, Columbus Touchdown Club Defensive Player of the Year
- 2000** Adam Archuleta, Football News Defensive Player of the Year finalist
- 1997** Michael Martin, Gene Autry Courage Award recipient
Damien Richardson, Woody Hayes National Scholar-Athlete Award
Pat Tillman, Burger King Scholarship Award winner, Sporting News Honda Scholar-Athlete of the Year




WOODY GREEN


CONSENSUS ALL-AMERICANS



DAVID FULCHER



MIKE HAYNES



RON PRITCHARD



WILL SUTTON



ZACH MILLER

2016

Zane Gonzalez

2012

Will Sutton

2007

Thomas Weber

2006

Zach Miller

2002

Terrell Suggs*

1996

Juan Roque

1987

Randall McDaniel

1986

Danny Villa

1985

David Fulcher

1984

David Fulcher

1983

Luis Zendejas

1982

Mike Richardson

1981

Mike Richardson

1978

Al Harris*

1977

John Jefferson

1975

Mike Haynes

1973

Woody Green

1972

Woody Green

1968

Ron Pritchard

* unanimous selections

AWARDS

ALL-AMERICA

- 2016** Zane Gonzalez K -- Sporting News (First team), Pro Football Focus (First team), USA Today (First team), Sports Illustrated (First team), Walter Camp (First team), Associated Press (First team), Phil Steele Magazine (First team), Football Writers Association of America (First team), Fox Sports (First team), American Football Coaches Association (First team)
N'Keal Harry WR -- Scout (freshman), Campus Insiders (freshman, First team)
- 2015** Kareem Orr, FS - USA Today (freshman, First team), ESPN.com (freshman, First team), FWAA (freshman, first team), Athlon (freshman, Second team), Campus Insiders (freshman, Honorable mention), College Football News, (freshman, Honorable mention)
JoJo Wicker, DL - Athlon, (freshman, Third team), Campus Insiders (freshman, Honorable mention), College Football News (freshman, Honorable mention)
- 2014** Jaelen Strong, WR - SI.com (Second team), Sporting News All-American (Second team), CBS Sports All-American (Second team), ESPN.com All-American
 Damarious Randall, DB - SI.com (Honorable mention)
DJ Calhoun, LB - Football Writers Association of America (freshman, First team), CollegeFootballNews.com (freshman, Second team)
Tashon Smallwood, DL - College Football News (freshman, Second team)
Demario Richard, RB - College Football News (freshman, Honorable mention)
- 2013** Will Sutton, DT - USA Today (First team)
 Zane Gonzalez, K - College Football News (freshman, Second team)
 Salamo Fiso, LB - College Football News (freshman, Third team)
- 2012** Josh Hubner, P - Lindy's (Third team)
 Jaxon Hood, DL - Fox Sports Net (freshman team)
 D.J. Foster, RB - Fox Sports Net (freshman team)
 Will Sutton, DT - Consensus - American Football Coaches Association, The Sporting News, Associated Press, Sports Illustrated, CBSSports.com, Lindy's, Athlon Sports, Walter Camp Football Foundation (second team), Fox Sports Next (second team)
- 2010** Vontaze Burfict, LB - The Sporting News (MVP, first), Scout.com (second)
 Evan Finkenberg, DT - CollegeFootballNews.com (HM freshman)
 Trevor Hankins, P - Scout.com (second)
 Junior Onyeali, DE - The Sporting News, Rivals.com, CollegeFootballNews.com, Football Writers Association of America (first-team freshman)
- 2009** Vontaze Burfict, LB - AON Insurance Football Writers Association of America (freshman); CollegeFootballNews.com first-team (freshman)
- 2008** Omar Bolden, CB - CollegeFootballNews.com (HM)
 Lawrence Guy, DT - AON Insurance Football Writers of America (freshman), CollegeFootballNews.com (freshman), Sporting News (freshman), PhilSteele.com (freshman)
 Thomas Weber, PK - CollegeFootballNews.com (second)
- 2007** Omar Bolden, CB - AON Insurance (freshman), Football Writers of America (freshman), Scout.com (freshman), Rivals.com & CollegeFootballNews.com (second, freshman)
 Thomas Weber, PK - Lou Groza Award, AP, Walter Camp (second), The Sporting News, CollegeFootballNews.com, Scout.com, Rivals.com (freshman)
- 2006** Dexter Davis, DE - The Sporting News (HM, freshman)
 Travis Goethel, LB - The Sporting News (HM, freshman)
 Zach Miller, TE - WalterCamp (first), NFCA (first), AP (second), Rivals.com (second), Pro Football Weekly (HM)

- 2005** Terry Richardson, KR - SI.com (second)
 Derek Hagan, WR - AP (third), Rivals.com (third), SI.com (HM)
 Rudy Carpenter, QB - Scout.com (second, freshman), Sporting News (HM, freshman)
 Keegan Herring, RB - Sporting News (HM, freshman)
- 2004** Derek Hagan, WR - Rivals.com (second)
 Chris MacDonald, P - Rivals.com (freshman), Football Writers Association of America (freshman), Sporting News (freshman)
 Zach Miller, TE - Sporting News (second), Rivals.com (second), Sporting News (freshman), Rivals.com (freshman), Football Writers Association of America (freshman)
- 2002** Terrell Suggs, DE - UNANIMOUS - Football News, Football Writers Association of America/Walter Camp, AP, American Football Coaches Association, Sporting News, CBS Sportsline.com, CNNSI.com, ESPN.com
 Shaun McDonald, WR - AP (third), Sporting News (third)
 Chaz White, LT - Sporting News (second, freshman)
- 2001** Levi Jones, DT - Football News (second)
 Shaun McDonald, WR - Football News (HM)
 Jason Shivers, FS - Sporting News (freshman)
 Terrell Suggs, DE - Football News (third)
- 2000** Adam Archuleta, LB - Gannett News Service, AP (second), Walter Camp (second)
 Todd Heap, TE - Gannett News Service, AP (second), Football News (third)
 Terrell Suggs, DE - Football News (freshman), Sporting News (freshman)
- 1999** Marvel Smith, OT - Football News, Sporting News (third)
 Todd Heap, TE - AP (third)
- 1998** Stephen Baker, P - Sporting News (freshman)
 Todd Heap, TE - Sporting News (third, freshman)
 Scott Peters, G - Sporting News (freshman)
 J.R. Redmond, TB - AP (second)
 Grey Ruegamer, C - Walter Camp, AP (second), Football News (second)
- 1997** Ryan Kealy, QB - Sporting News (freshman)
 Victor Leyva, G - Sporting News (freshman)
 Kyle Murphy, G - Football News (third), AP (third), Sporting News (second)
 Grey Ruegamer, C - Sporting News (third)
 Jeremy Staat, DT - Football Writers Association of America, AP (second), Sporting News (second)
 Pat Tillman, LB - AP (second), Football News (HM), Sporting News
- 1996** Terry Battle, TB - Sporting News, AP (second)
 Jake Plummer, QB - Football Writers Association of America, Sporting News (second), AP (second), All-American Football Foundation (second)
 Keith Poole, WR - AP (second)
 Derrick Rodgers, DE - Football Writers Association of America, AP, American Football Quarterly (second), All-American Football Foundation
 Juan Roque, LT - Consensus - Football News, Football Writers Association of America, Sporting News (second), AP, American Football Quarterly, Walter Camp (second), All-American Football Foundation
- 1995** Jake Plummer, QB - Football News (HM)
 Juan Roque, LT - Sporting News (second), Football News (HM)

- 1993** Shante Carver, DE - Football Writers Association of America, NEA (second), Football News (third)
- 1992** Shante Carver, DE - NEA, AP (third)
 Brett Wallerstedt, ILB - AP (third)
- 1990** Nathan LaDuke, FS - AP (second), Sporting News (second), Football News (second)
- 1989** Ron Fair, SE - AP (HM), Sporting News (second)
 Nathan LaDuke, FS - AP (HM), Sporting News (second), Football News (third)
- 1988** Scott Kirby, OT - AP (HM)
 Mike Schuh, P - AP (HM)
 Mark Tingstad, LB - AP (HM)
- 1987** Randall McDaniel, G - Consensus - UPI, Kodak, Football Writers Association of America, AP (second), Football News (second)
 Shawn Patterson, DT - Football News (third), AP (HM)
 Eric Allen, CB - AP (HM)
 Greg Clark, LB - AP (HM)
 Aaron Cox, SE - AP (HM)
 Darryl Harris, TB - AP (HM)
- 1986** Danny Villa, OT - Consensus - AP, Football Writers Association of America
 Randall McDaniel, G - Kodak, AP (HM)
 Aaron Cox, SE - AP (HM)
 Jeff Gallimore, TE - AP (HM)
 Darryl Harris, RB - AP (HM)
 Skip McClendon, DE - AP (HM)
 Scott Stephen, LB - AP (HM)
 Channing Williams, FB - AP (HM)
 Darren Willis, FS - AP (HM)
- 1985** David Fulcher, S - Consensus - AP, UPI, Football News, Sporting News, Kodak, Walter Camp
 Dan Saleaumua, NG - AP (HM)
 Aaron Cox, WR - AP (HM)
 Greg Battle, LB - AP (HM)
 Mike Schuh, P - AP (HM)
 David Fonoti, OT - AP (HM)
- 1984** David Fulcher, S - Consensus - AP Football Writers, Football News, Sporting News
- 1983** Luis Zendejas, PK - Consensus - AP UPI (HM), Football Writers Association of America, Football News (third), Walter Camp, Sporting News (HM)
 David Fulcher, S - Sporting News (second)
- 1982** Mike Richardson, S - Consensus - AP, UPI, Football News, Kodak, Walter Camp, Sporting News
 Vernon Maxwell, LB - AP (second), UPI, Football Writers, Football News, Kodak, Walter Camp, Sporting News
 Jim Jeffcoat, DE - AP (HM), UPI (HM), Football News (third), Sporting News (HM)
 Luis Zendejas, PK - AP (HM), UPI (HM)
 Mike Black, P - AP (HM), UPI (HM)
- 1981** Mike Richardson, S - Consensus - AP, UPI (second), Sporting News, Walter Camp
 Dan Mackie, C - Football News (second)
 Mike Pagel, QB - AP (HM), Sporting News (HM)
 Gerald Riggs, FB - AP (HM), Sporting News (HM)
 Luis Zendejas, PK - AP (HM)
 Vernon Maxwell, LB - AP (HM)
 Mike Black, P - AP (HM)
 John Meyer, OT - Sporting News (HM)
- 1980** John Mistler, WR - Pro Football Weekly, AP (HM)
 Willie Gittens, RB - AP (HM)

AWARDS

ALL-PAC-12 CONFERENCE

- Vernon Maxwell, LB - AP (HM)
Mike Richardson, S - AP (HM)
-
- 1979** Bob Kohrs, DE - Football News (second), AP (third), Sporting News (HM)
Mark Malone, QB - Sporting News (HM)
-
- 1978** Al Harris, DE - Consensus - AP, Coaches, Sporting News, UPI, Football Writers, Walter Camp- (ASU's first UNANIMOUS All-American)
-
- 1977** John Jefferson, WR - Consensus - AP, Coaches, UPI (HM)
Dennis Sproul, QB - AP (HM)
John Harris, S - AP (HM)
Tim Peterson, LB - AP (HM)
George Fadok, OT - AP (HM)
Al Harris, DE - AP(HM)
-
- 1976** John Harris, S - AP (HM)
-
- 1975** Mike Haynes, CB - Kodak, Sporting News, Time, AP, NEA, Football News, UPI (second)
Larry Gordon, LB - Time, AP (HM)
John Jefferson, WR - AP (HM)
Freddie Williams, FB - AP (HM)
Willie Scroggins, DE - AP (HM)
Randy Moore, DE - AP (HM)
Mike Martinez, CB - AP (HM)
-
- 1974** Bob Breunig, LB - Football Coaches of America, Sporting News, Time, AP (second), UPI (second)
John Houser, G - AP (HM), UPI (HM)
Freddie Williams, FB - AP (HM), UPI (HM)
Clifton Alapa, DE - AP (HM)
Kory Schuknecht, S - AP (HM)
Mike Haynes, CB - AP (HM), UPI (HM)
-
- 1973** Woody Green, HB - Consensus - Football Coaches of America, Sporting News, Time, UPI (second), AP (second), Walter Camp
Danny White, QB - Football Writers, Time, UPI (second) AP (second), NEA
-
- 1972** Woody Green, HB - Consensus - AP, UPI, NEA, Gridiron
Steve Holden, WR - Time, Football Writers, NEA (second)
-
- 1971** Windlan Hall, CB - UPI (second), AP(third), Football News
Junior Ah You, DE - UPI (second), AP (HM)
Woody Green, HB - UPI (HM), AP (HM)
Mike Tomco, C - AP (third)
-
- 1970** J.D. Hill, SE - Sporting News, Time, AP (third)
Gary Venturo, G - UPI (second)
Windlan Hall, CB - UPI (second)
-
- 1969** Art Malone, FB - NEA (second)
-
- 1968** Ron Pritchard, LB - Consensus - Time, Sporting News, NEA, AP (second), UPI (second)
-
- 1967** Curley Culp, middle guard - Time, Sporting News
Ron Pritchard, LB - AP (HM)
-
- 1966** Ron Pritchard, LB - AP (HM)
-
- 1965** Ben Hawkins, DB - Time
1960 Dick Locke, OL - AP (HM)
-
- 1950** Wilford "Whizzer" White, HB - AP (second)
-
- 1939** Wayne Pitts, FB - Little All-America (second)
1931 Norris Stevenson, HB - AP (HM)

- 2016** Zane Gonzalez, kicker
Koron Crump, linebacker (second)
Matt Haack, punter (second)
Jojo Wicker, defensive line (second)
N'Keal Harry, wide receiver (HM)
Laiu Moeakiola, linebacker (HM)
-
- 2015** Christian Westerman, offensive line (second)
Jordan Simone, defensive back (HM)
Antonio Longino, linebacker (HM)
Lloyd Carrington, defensive back (HM)
Vi Teofilo, offensive line (HM)
Salamo Fiso, linebacker (HM)
Tashon Smallwood, defensive tackle (HM)
-
- 2014** Jaelen Strong, wide receiver
Jamil Douglas, offensive line
Damarious Randall, defensive back
D.J. Foster, running back (second)
Zane Gonzalez, kicker (second)
Nick Kelly, center (second)
Marcus Hardison, defensive line (HM)
Lloyd Carrington, defensive back (HM)
Jordan Simone, defensive back (HM)
Vi Teofilo, offensive line (HM)
Christian Westerman, offensive line (HM)
Salamo Fiso, linebacker (HM)
Laiu Moeakiola, linebacker (HM)
DJ Calhoun, linebacker (HM)
Demario Richard, running back (HM)
-
- 2013** Will Sutton, defensive tackle (Defensive Player of the Year)
Chris Coyle, tight end
Evan Finkenberg, offensive line
Alden Darby, safety
Robert Nelson, defensive back
Zane Gonzalez, placekicker
Taylor Kelly, quarterback (second)
Marion Grice, running back (second)
Jaelen Strong, wide receiver (second)
Jamil Douglas, offensive line (second)
Carl Bradford, linebacker (second)
Chris Young, linebacker (second)
Osahon Irabor, defensive back (second)
Davon Coleman, defensive line (HM)
Gannon Conway, defensive line (HM)
D.J. Foster, special teams (HM)
De'Marieya Nelson, special teams (HM)
-
- 2012** Will Sutton, defensive tackle (Defensive Player of the Year)
Alden Darby, defensive back (Second)
Josh Hubner, punter (Second)
Brandon Magee, linebacker (Second)
Deveron Carr, defensive back (HM)
Evan Finkenberg, offensive line (HM)

- D.J. Foster**, running back (HM)
Marion Grice, running back (HM)
Jaxon Hood, defensive line (HM)
Keelan Johnson, safety (HM)
Oshan Irabor, cornerback (HM)
-
- 2011** Clint Floyd, safety (second)
Garth Gerhart, offensive line (second)
Jamal Miles, kick returner (second)
Jamaar Jarrett, defensive end (HM)
Dan Knapp, offensive line (HM)
Cameron Marshall, running back (HM)
Bo Moos, defensive line (HM)
Colin Parker, linebacker (HM)
Gerell Robinson, wide receiver (HM)
-
- 2010** Junior Onyeali, defensive end (Defensive Freshman of the Year)
Vontaze Burfict, linebacker (second)
Garth Gerhart, offensive line (HM)
Lawrence Guy, defensive tackle (HM)
Trevor Hankins, punter (HM)
Jamaar Jarrett, defensive end (HM)
Brandon Magee, linebacker (HM)
Cameron Marshall, running back (HM)
Jamal Miles, punt returner (HM)
Kerry Taylor, wide receiver (HM)
Omar Bolden, cornerback
Trevor Hankins, punter
-
- 2009** Vontaze Burfict, linebacker (Defensive Freshman of the Year)
Shawn Lauvao, offensive line (second)
Chris McGaha, wide receiver (second)
Kyle Williams, punt returner (second)
Dexter Davis, defensive end
Travis Goethel, linebacker (HM)
Lawrence Guy, defensive tackle (HM)
Dimitri Nance, tailback (HM)
Mike Nixon, linebacker (HM)
-
- 2008** Michael Jones, wide receiver (second)
Troy Nolan, safety (second)
Rudy Carpenter, quarterback (HM)
Dexter Davis, defensive end (HM)
Lawrence Guy, defensive tackle (HM)
Shawn Lauvao, offensive line (HM)
Mike Nixon, linebacker (HM)
Luis Vasquez, defensive end (HM)
Thomas Weber, kicker (HM)
Kyle Williams, kick returner (HM)

KEY: All are first team unless otherwise noted.
Bolded players are on the current team's roster
Abbreviations include AP - Associated Press; Time - Time Magazine; NEA - Newspaper Enterprise Association; UPI - United Press International

ASU COLLEGE FOOTBALL HALL OF FAMERS

Name	Time at Arizona State	Position	Year Inducted
Bob Breunig	1971-74	LB	2015
John Cooper	1986-87	Head Coach	2008
Dan Devine	1955-57	Head Coach	1985
Michael Haynes	1972-75	CB	2001
John Jefferson	1974-77	WR	2002
Frank Kush	1958-79	Head Coach	1995
Ron Pritchard	1966-68	LB	2003
Randall McDaniel	1984-87	OG	2008
Pat Tillman	1994-97	LB	2010
Danny White	1971-73	QB	1998

AWARDS

2007 Robert James, linebacker
 Mike Pollak, center
 Thomas Weber, placekicker
 Kyle Williams, punt returner
 Dexter Davis, defensive end (second)
 Troy Nolan, free safety (second)
 Justin Tryon, cornerback (second)
 Rudy Burgess, wide receiver (HM)
 Rudy Carpenter, quarterback (HM)
 Paul Fanaika, offensive guard (HM)
 Mike Jones, wide receiver (HM)
 Michael Marquardt, defensive tackle (HM)
 Chris McGaha, wide receiver (HM)
 Brandon Rodd, offensive tackle (HM)
 Luis Vasquez, defensive end (HM)

2006 Zach Miller, tight end
 Mike Pollak, center (second)
 Terry Richardson, kick returner (second)
 Ryan Torain, running back (second)
 Josh Barrett, safety (HM)
 Kyle Caldwell, defensive end (HM)
 Rudy Carpenter, quarterback (HM)
 Zach Catanese, safety (HM)
 Michael Marquardt, defensive tackle (HM)
 Brandon Rodd, offensive line (HM)
 Justin Tryon, cornerback (HM)

2005 Dale Robinson, linebacker
 (Defensive Player of the Year)
 Derek Hagan, wide receiver
 Terry Richardson, kick returner
 Grayling Love, offensive line (second)
 Rudy Burgess, TB/WR (HM)
 Andrew Carnahan, offensive tackle (HM)
 Zach Catanese, safety (HM)
 Jordan Hill, defensive tackle (HM)
 Zach Miller, tight end (HM)
 Brandon Rodd, offensive line (HM)
 Jamar Williams, linebacker (HM)

2004 Zach Miller, tight end
 (Freshman of the Year)
 Grayling Love, offensive line
 Riccardo Stewart, safety
 Andrew Carnahan, offensive line (second)
 Derek Hagan, wide receiver (second)
 Jimmy Verdon, defensive end (second)
 Andrew Walter, quarterback (second)
 Jesse Ainsworth, placekicker (HM)
 Justin Burks, linbacker (HM)
 Drew Hodgdon, offensive line (HM)
 Terry Richardson, wide receiver (HM)
 Dale Robinson, linebacker (HM)
 Jamar Williams, linebacker (HM)

2003 Regis Crawford, offensive line (second)
 Grayling Love, offensive line (second)
 Riccardo Stewart, safety (second)
 Jason Shivers, special teams (second)
 Skyler Fulton, wide receiver (HM)
 Derek Hagan, wide receiver (HM)
 Mike Karney, fullback (HM)
 Tim Parker, punter (HM)
 Andrew Walter, quarterback (HM)

2002 Terrell Suggs, defensive end
 (Defensive Player of the Year)
 Shaun McDonald, wide receiver
 Tim Parker, punter (second)
 Drew Hodgdon, offensive guard (HM)
 R.J. Oliver, cornerback (HM)
 Mike Pinkard, tight end (HM)
 Jason Shivers, free safety (HM)

Riccardo Stewart, safety (HM)
 Jimmy Verdon, defensive end (HM)
 Mason Unck, linebacker (HM)

2001 Levi Jones, offensive tackle
 Shaun McDonald, wide receiver
 Scott Peters, center
 Terrell Suggs, defensive end
 Nick Murphy, punter (second)
 Mike Barth, kicker (HM)
 Mike Karney, fullback (HM)
 Kyle Kosier, offensive tackle (HM)
 Tommie Townsend, defensive tackle (HM)
 Alfred Williams, safety (HM)

2000 Adam Archuleta, linebacker
 (Defensive Player of the Year)
 Todd Heap, tight end
 Victor Leyva, offensive tackle
 Scott Peters, center
 Terrell Suggs, rush end (Freshman of the Year)
 Levi Jones, offensive tackle (second)
 Solomon Bates, linebacker (HM)
 Nijrell Eason, cornerback (HM)
 Nick Murphy, punter (HM)
 Donnie O'Neal, wide receiver (HM)
 Alfred Williams, free safety (HM)

1999 Adam Archuleta, linebacker
 Erik Flowers, defensive end
 Todd Heap, tight end
 Courtney Jackson, cornerback
 J.R. Redmond, all-purpose
 Marvel Smith, offensive tackle
 J.R. Redmond, running back (second)
 Kendrick Bates, tight end (HM)
 Kareem Clark, cornerback (HM)
 Delvon Flowers, running back (HM)
 Junior loane, defensive tackle (HM)
 Victor Leyva, offensive tackle (HM)
 Scott Peters, offensive guard (HM)

1998 J.R. Redmond, tailback & specialist
 Grey Ruegamer, center
 Stephen Baker, punter (second)
 Albrey Battle, defensive tackle (HM)
 Mitchell Freedman, free safety (HM)
 Courtney Jackson, cornerback (HM)
 Lenzie Jackson, wide receiver (HM)
 Jeff Paulk, flyback (HM)
 Marvel Smith, left tackle (HM)

1997 Pat Tillman, linebacker
 (Defensive Player of the Year)
 Mitchell Freedman, free safety
 Kyle Murphy, left guard
 J.R. Redmond, specialist (first), tailback (HM)
 Grey Ruegamer, center
 Marcus Williams, placekicker
 Robert Nycz, placekicker (second)
 Damien Richardson, strong safety (second)
 Jason Simmons, cornerback (second)
 Jeremy Staat, right tackle (second)
 Vince Amey, rush end (HM)
 Courtney Jackson, cornerback (HM)
 Lenzie Jackson, wide receiver (HM)
 Michael Martin, tailback (HM)
 Hamilton Mee, linebacker (HM)
 Paul Reynolds, linebacker (HM)
 Zack Romero, tight end (HM)

1996 Jake Plummer, quarterback
 (Offensive Player of the Year)
 Terry Battle, tailback

Keith Poole, wide receiver
 Derrick Rodgers, rush end
 Juan Roque, left tackle
 Kyle Murphy, left guard (second)
 Pat Tillman, outside linebacker (second)
 Brent Burnstein, rush end (HM)
 Steve Bush, tight end (HM)
 Robert Nycz, placekicker (HM)
 Kirk Robertson, offensive center (HM)
 Grey Ruegamer, right tackle (HM)
 Jason Simmons, right cornerback (HM)
 Derek Smith, inside linebacker (HM)
 Shawn Swayda, rush tackle (HM)
 Scott Von der Ahe, inside linebacker (HM)

1995 Keith Poole, wide receiver
 Jake Plummer, quarterback
 Juan Roque, left tackle
 Mitchell Freedman, free safety (second)
 Pat Tillman, all-purpose specialist (second)
 Justin Drago, inside linebacker (HM)
 Chris Hopkins, tailback (HM)
 Robert Nycz, placekicker (HM)
 Jason Simmons, cornerback (HM)
 Scott Von der Ahe, inside linebacker (HM)
 Ryan Wood, flyback, (HM)

1994 Jon Baker, placekicker (second)
 Jeff Kysar, offensive tackle (second)
 Ken Talanoa, DT (second)
 Parnell Charles, flyback (HM)
 Jason Kyle, inside linebacker (HM)
 Clyde McCoy, wide receiver (HM)
 Matt Nelson, tight end (HM)
 Craig Newsome, cornerback, (HM)

1993 Mario Bates, tailback
 Craig Newsome, cornerback
 Shante Carver, rush end (second)
 Toby Mills, center (second)
 Farrington "Taco" Togiak, G (second)
 Brian Easter, inside linebacker (HM)
 Lenny McGill, cornerback (HM)
 George Montgomery, tailback (HM)

1992 Shante Carver, defensive end
 Kevin Miniefeld, cornerback
 Brett Wallerstedt, inside linebacker
 Bob Brasher, tight end (second)
 Eric Guliford, wide receiver (second)
 Toby Mills, center (second)
 Grady Benton, quarterback (HM)
 Adam Brass, free safety (HM)
 Jerone Davison, tailback (HM)
 Bryan Hooks, defensive tackle (HM)
 Israel Stanley, defensive tackle (HM)

1991 Shane Collins, defensive tackle
 Phillippi Sparks, cornerback
 Eric Guliford, split end (second)
 Adam Brass, free safety (HM)
 Shante Carver, outside linebacker (HM)
 Tim Landers, offensive guard (HM)
 Tody Mills, center (HM)
 Mike Richey, placekicker (HM)
 Jeff White, offensive guard (HM)
 Darren Woodson, outside linebacker (HM)

1990 Nathan LaDuke, free safety
 Mark Hayes, quick tackle (second)
 Leonard Russell, tailback (second)
 Phillippi Sparks, cornerback (second)
 Eric Guliford, split end (HM)
 Paul Justin, quarterback (HM)
 Ryan McReynolds, tight end (HM)

AWARDS

Mike Richey, placekicker (HM)
 Brad Williams, punter (HM)
 Darren Woodson, outside linebacker (HM)

1989 Ron Fair, split end
 Nathan LaDuke, free safety
 Eric Guliford, punt returner (second)
 Mark Hayes, quick tackle (second)
 Paul Justin, quarterback (second)
 Mark Tingstad, inside linebacker (second)
 Shane Collins, defensive tackle (HM)
 Richard Davis, nose guard (HM)
 Eddie Stokes, cornerback (HM)
 Scott Veach, tight end (HM)
 Darren Woodson, outside linebacker (HM)

1988 Scott Kirby, offensive tackle (second)
 Mike Schuh, punter (second)
 Mark Tingstad, inside linebacker (second)
 Shane Collins, defensive tackle (HM)
 Paul Justin, quarterback (HM)
 Nathan LaDuke, safety (HM)

1987 Eric Allen, cornerback
 Greg Clark, linebacker
 Aaron Cox, split end
 Darryl Harris, tailback
 Randall McDaniel, offensive guard
 Shawn Patterson, defensive tackle
 Channing Williams, fullback (second)
 Alan Zendejas, placekicker (second)
 Mike Schuh, punter (HM)

1986 Aaron Cox, split end
 Skip McClendon, defensive end
 Randall McDaniel, offensive guard
 Scott Stephen, linebacker
 Danny Villa, offensive tackle
 Jeff Gallimore, tight end (second)
 Darryl Harris, running back (second)
 Channing Williams, fullback (second)
 Darren Willis, free safety (second)
 Eric Allen, cornerback (HM)
 Greg Clark, linebacker (HM)
 Bruce Hill, flanker (HM)
 Kevin Thomas, center (HM)
 Jim Warne, offensive tackle (HM)

1985 David Fulcher, safety
 Mike Schuh, punter
 Greg Battle, linebacker (second)
 Dan Saleaumua, nose guard (second)
 Aaron Cox, receiver (second)
 David Fonoti, offensive tackle (second)
 Anthony Parker, kick returner (second)
 Danny Villa, offensive tackle (HM)
 Jeff Gallimore, tight end (HM)

1984 Darryl Clack, running back
 David Fulcher, safety
 Mark Shupe, offensive center
 Doug Allen, split end (second)
 Tom Magazzeni, offensive tackle (second)
 Jim Meyer, punter (second)
 Dan Saleaumua, nose guard (second)
 Luis Zendejas, placekicker (second)
 Greg Battle, inside linebacker (HM)
 Anthony Parker, cornerback (HM)
 Jeff Van Raaphorst, quarterback (HM)

1983 Luis Zendejas, placekicker
 David Fulcher, safety
 Darryl Clack, tailback (second)
 Mike White, offensive tackle (second)
 Jim Meyer, punter (second)
 Jimmy Williams, inside linebacker (HM)
 Don Kern, tight end (HM)

Mark Shupe, center (HM)
 James Keyton, offensive tackle (HM)

1982 Vernon Maxwell, linebacker
 Mike Richardson, safety
 Jim Jeffcoat, defensive end
 Mike Black, punter
 Luis Zendejas, placekicker (second)
 Paul Moyer, defensive back (second)
 Bryan Caldwell, defensive end (second)
 James Keyton, offensive tackle (second)
 Darryl Clack, tailback (second)
 Ron Sowers, offensive guard (second)
 Duane Galloway, cornerback (HM)
 Ron Wetzel, tight end (HM)
 Mark Hicks, linebacker (HM)
 Mike White, offensive tackle (HM)
 Willie Gittens, running back (HM)

1981 Mike Pagel, quarterback
 Gerald Riggs, running back
 Mike Richardson, safety
 Vernon Maxwell, linebacker
 Mike Black, punter
 John Meyer, offensive tackle (second)
 Luis Zendejas, placekicker (second)
 Robert Weathers, running back (second)
 Joey Lumpkin, linebacker (second)
 Kendall Williams, cornerback (second)
 Tony Loia, offensive tackle (HM)
 Bernard Henry, wide receiver (HM)
 Jerry Bell, tight end (HM)
 Willie Gittens, running back (HM)
 Jim Jeffcoat, defensive end (HM)
 Darren Comeaux, linebacker (HM)

1980 Vernon Maxwell, linebacker
 Mike Black, punter
 Willie Gittens, return specialist
 John Mistler, wide receiver (second)
 Willie Gittens, running back (second)
 Mike Richardson, safety (second)
 Joey Lumpkin, linebacker (HM)

1979 Bob Kohrs, defensive end
 Gary Padjen, linebacker (HM)
 Mike Richardson, safety (HM)

1978 Al Harris, defensive end
 Kim Anderson, safety
 Chris DeFrance, wingback (second)
 Chris Mott, center (HM)

ALL-WESTERN ATHLETIC
CONFERENCE

1977 John Jefferson, wide receiver
 Dennis Sproul, quarterback
 George Fadok, offensive tackle
 Al Harris, defensive end
 John Harris, safety
 Tim Peterson, linebacker
 Bruce Hardy, tight end (HM)
 Norris Williams, offensive guard (HM)
 Kit Lathrop, defensive tackle (HM)
 Bob Pfister, defensive tackle (HM)
 Darrell Gill, safety (HM)

1976 John Harris, safety
 John Jefferson, wide receiver (HM)
 Dan Kush, kicking specialist (HM)
 Al Harris, defensive end, (HM)
 Mike Martinez, cornerback (HM)

1975 John Jefferson, split end

Freddie Williams, fullback
 Willie Scroggins, defensive tackle
 Larry Gordon, linebacker
 Mike Haynes, cornerback
 Mike Martinez, cornerback
 Dan Kush, placekicker (HM)
 Chris Lorenzen, defensive tackle (HM)
 Larry Mucker, wingback (HM)
 Bruce Hardy, tight end (HM)

1974 John Houser, offensive guard
 Fred Williams, halfback
 Clifton Alapa, defensive end
 Bob Breunig, linebacker
 Mike Haynes, DB & return specialist
 Kory Schuknecht, defensive back
 John Jefferson, split end (HM)
 Charley Hobbs, tight end (HM)
 Rick Torbert, offensive tackle (HM)
 Randy Moore, defensive tackle (HM)
 Rocky Mataali, middle guard (HM)
 Larry Gordon, linebacker (HM)

1973 Steve Gunther, offensive tackle
 John Houser, offensive guard
 Danny White, quarterback-punter
 Woody Green, halfback
 Sam Johnson, defensive end
 Larry Shorty, defensive end
 Bob Breunig, linebacker
 Mike Haynes, defensive back
 Danny Kush, kicker (HM)
 Bo Warren, defensive back (HM)
 Kory Schuknecht, defensive back (HM)
 Morris Owens, return specialist (HM)
 Ed Kindig, center (HM)
 Deke Ballard, defensive tackle (HM)
 Neal Skarin, defensive tackle (HM)
 Sal Olivo, middle guard (HM)
 James Baker, linebacker (HM)

1972 Joe Petty, tight end
 Ron Lou, center
 Woody Green, halfback
 Brent McClanahan, fullback
 Steve Holden, wingback & return specialist
 Bob Breunig, linebacker
 Juan Cruz, (UPI & HM)
 John Houser, guard (UPI & HM)
 Danny White, quarterback (HM)
 Larry Shorty, defensive end (HM)
 James Baker, linebacker (HM)

1971 Junior Ah You, defensive end
 Windlan Hall, cornerback
 Joe Petty, tight end
 Steve Holden, wingback & return specialist
 Mike Tomco, center
 Woody Green, halfback
 George Endres, guard (second)
 Ted Olivo, middle guard (second)
 Mike Clupper, safety (second)

1970 Junior Ah You, defensive end
 Bob Davenport, defensive tackle
 Windlan Hall, defensive back
 J.D. Hill, split end
 Steve Holden, wingback
 Joe Spagnola, quarterback
 Mike Tomco, center
 Gary Venturo, guard
 Ed Beverly, split end (second)
 Ken Coyle, offensive guard (second)
 Mike Fanucci, defensive end (second)

AWARDS

Mike Mess, linebacker (second)
Bob Thomas, fullback (second)

1969 Junior Ah You, defensive end
Dave Buchanan, halfback
Calvin Demery, end
Mike Kennedy, linebacker
Art Malone, fullback
Seth Miller, defensive back
Joe Spagnola, quarterback
Mike Tomco, tackle
Gary Venturo, guard
Ron Carothers, end (second)
Ted Olivo, middle guard (second)

1968 John Helton, defensive tackle
George Hummer, center
Jim Kane, guard
Art Malone, fullback
Ron Pritchard, linebacker
Dickie Brown, defensive back (second)
Bobby Johnson, defensive tackle (second)
Wes Plummer, defensive back (second)
Paul Ray Powell, defensive back (second)

1967 Max Anderson, fullback
Curley Culp, middle guard
George Hummer, center
Wes Plummer, defensive back
Ron Pritchard, linebacker
Mike Chowaniec, guard (second)
Ken Dyer, end (second)
J.D. Hill, flanker (second)
Rick Shaw, defensive back (second)
Nello Tomarelli, tackle (second)

1966 Curley Culp, middle guard
Ron Pritchard, linebacker
Steve Timarac, end
Ken Dyer, end (second)
Ray Shirey, tackle (second)

1965 Ben Hawkins, defensive back
John Pitts, end (second)

1964 Jerry Smith, end (second)
Larry Todd, halfback (second)
John Torok, quarterback (second)

1963 Tony Lorick, fullback
Charley Taylor, halfback
Herman Harrison, end (second)
Joe Kush, guard (second)
John Seeborg, tackle & kicker (second)

1962 John Jacobs, quarterback
Roger Locke, end
Tony Lorick, halfback (second)
Charley Taylor, halfback (second)

ALL-BORDER CONFERENCE

1961 George Flint, tackle
Clay Freney, fullback
Nolan Jones, halfback
Dick Locke, guard
Roger Locke, guard
Larry Reeves, tackle
Fred Rhodes, center

1960 Jess Bradford, guard
George Flint, tackle
Clay Freney, fullback
Dick Locke, guard

Nolan Jones, halfback
Fred Rhodes, center

1959 Jess Bradford, tackle
Dick Locke, Guard
Nolan Jones, halfback
Bill Spanko, end

1958 Leon Burton, halfback
Bart Jankans, tackle
Bob Mulgado, halfback
Clancy Osborne, end

1957 Leon Burton, halfback
Dave Fonner, center
Ken Kerr, guard
Bill Spanko, end

1956 Charlie Mackey, end
Gene Mitcham, halfback, MVP

1955 Dave Graybill, quarterback
John Jankans, tackle
Charlie Mackey, end
Gene Mitcham, halfback

1954 John Jankans, tackle

1953 John Allen, end
John Jankans, tackle

1952 John Jankans, tackle
John Henry Johnson, halfback
Marvin Wahlin, halfback

1951 Dom Patrone, tackle
Marvin Wahlin, halfback

1950 Sam Duca, tackle
Wilford "Whizzer" White, halfback

1948 Wilford "Whizzer" White, halfback

1947 Jim Montgomery, end

1946 Jim Montgomery, end

1941 Ray Green, center

1940 Sam Andrews, end
Ray Green, center
Hascall Henshaw, halfback
Al Sanserino, guard

1939 Joe Hernandez, halfback
Wayne Pitts, fullback
Noble Riggs, guard
Al Sanserino, guard

1936 Al Dalmolin, guard

1935 Al Dalmolin, guard

1934 Bill Baxter, halfback
Clarence Sexton, end

1933 Bill Baxter, halfback

ALL-SOUTHERN CONFERENCE

1931 Paul Griffin, guard
Norris Steverson, halfback
Dick Wilburg, end

NATIONAL FOOTBALL FOUNDATION HALL NATIONAL SCHOLAR-ATHLETES

2015 Taylor Kelly, quarterback

2005 Grayling Love, offensive line

1989 Mark Tingstad, linebacker

1978 Chris Mott, center

NATIONAL FOOTBALL FOUNDATION HALL SCHOLAR-ATHLETES

2017 Matt Haack, Laiu Moeakiola, Fred Gammage

2016 Michael Bercovici, quarterback

2015 Taylor Kelly, quarterback

2014 Gannon Conway, defensive line

2013 Brandon Johnson, linebacker
Deveron Carr, cornerback

2012 Aaron Pflugrad, wide receiver

2011 Thomas Weber, kicker

2010 Mike Nixon, linebacker

2009 Troy Nolan, safety

2008 Michael Marquardt, defensive line

2007 Jason Burke, snapper

2006 Chad Christensen, quarterback

2005 Grayling Love, offensive line

2004 Skyler Fulton, wide receiver

2003 Mike Barth, placekicker

2002 Nick Murphy, punter

2001 Mike Aguirre, wide receiver

1997 Damien Richardson, strong safety

1996 Kirk Robertson, offensive center

1995 Justin Drago, inside linebacker

1993 Toby Mills, center

1992 Adam Brass, safety

1990 Drew Metcalf, linebacker

1989 Mark Tingstad, inside linebacker

1966 Ken Dyer, wide receiver

AWARDS

ACADEMIC ALL-AMERICA

- 2015** Matt Haack, CoSIDA Academic All-District
- 2009** Mike Nixon, ESPN The Magazine Academic All-District-VIII
- 2008** Mike Nixon, ESPN The Magazine Academic All-District-VIII
- 2007** Mike Nixon, ESPN The Magazine Academic All-District-VIII
Brandon Rodd, ESPN The Magazine Academic All-District-VIII (second)
- 2004** Jesse Ainsworth, CoSIDA Academic All-District VIII
Jason Burke, CoSIDA Academic All-District VIII
Grayling Love, CoSIDA Academic All-District VIII
- 2003** Skyler Fulton, CoSIDA Academic All-District VIII
Grayling Love, CoSIDA Academic All-District VIII (second team)
- 2001** Mike Barth, Verizon Academic All-District VIII
Mike Williams, Verizon Academic All-District VIII
- 2000** Mike Aguirre, GTE Academic All-District VIII
Brian Forth, GTE Academic All-District VIII (second team)
- 1997** Damien Richardson, GTE Academic All-District VIII
Pat Tillman, GTE District VIII All-Academic,
GTE Academic All-America (second team)
- 1996** Devin Kendall, GTE District VIII All-Academic,
GTE Academic All-America (second team)
Pat Tillman, GTE District VIII All-Academic,
GTE Academic All-America (second team)
- 1995** Justin Dragoo, inside linebacker (second)
Damien Richardson, strong safety (second)
- 1992** Justin Dragoo, inside linebacker (second)
- 1989** Mark Tingstad, inside linebacker (second)
- 1988** Mark Tingstad, inside linebacker
- 1966** Ken Dyer, wide receiver

ACADEMIC ALL-PAC-12

- 2016** Brady White (First)
Fred Gammage (First)
Cameron Smith (First)
Stephon McCray (First)
Matt Haack (First)
Mitchell Fraboni (HM)
Malik Lawal (HM)
Laiu Moeakiola (HM)
Tim White (HM)
- 2015** Michael Bercovici, Quarterback
(Pac-12 Scholar Athlete of the Year)
Chans Cox, Linebacker, (First)
Matt Haack, Punter, (First)
Michael Bercovici, Quarterback, (Second)
Nick Kelly, Offensive Line, (Second)
Kweishi Brown, Defensive Back, (Second)
Coltin Gerhart, Defensive Back, (HM)
Viliani Moeakiola, Linebacker (HM)
- 2014** Taylor Kelly, Quarterback
(Pac-12 Scholar Athlete of the Year)
Jamil Douglas, Offensive Line, (First)
Alex Garoutte, Kicker, (First)
Tyler Sulka, Offensive Line, (First)
Nick Kelly, Offensive Line, (Second)
De'Marieya Nelson, Tight End, (Second)
- Cameron Smith, Wide Receiver, (Second)
Marcus Ball, Defensive Back (HM)
Michael Bercovici, Quarterback, (HM)
Matt Haack, Punter, (HM)
Grant Martinez, Tight End, (HM)
Viliani (Laiu) Moeakiola, Linebacker, (HM)
- 2013** Marlon Pollard, Defensive Back (First)
Taylor Kelly, Quarterback (Second)
Mike Bercovici, Quarterback (HM)
Gannon Conway, Defensive End (HM)
Frederick Gammage, Wide Receiver (HM)
Jamil Douglas, Offensive Line (HM)
Viliani Moeakiola, Safety (HM)
Jake Sheffield, Defensive Line (HM)
Taylor Granville, Linebacker (HM)
- 2012** Brandon Johnson, linebacker (first)
Alex Garoutte, placekicker (HM)
Grandville Taylor, linebacker (HM)
Jamil Douglas, offensive line (HM)
Kody Koebensky, offensive line (HM)
- 2011** Aaron Pflugrad, wide receiver (second)
Colin Parker, linebacker (second)
Alex Garoutte, placekicker (HM)
Cameron Kastl, long snapper (HM)
Mike Marcisz, offensive line (HM)
Kyle Middlebrooks, wide receiver (HM)
Max Smith, tight end (HM)
- 2010** Steven Threet, quarterback
Dean DeLeone, defensive line
Brandon Johnson, linebacker (HM)
Cameron Kastl, snapper (HM)
Mike Marcisz, offensive line (HM)
Colin Parker, linebacker (HM)
Aaron Pflugrad, wide receiver (HM)
Grandville Taylor, linebacker (HM)
Thomas Weber, place kicker (HM)
- 2009** Mike Nixon, linebacker
(Pac-10 Scholar Athlete of the Year)
Matt Hustad, offensive line (HM)
Samson Szakacsy, quarterback (HM)
Thomas Weber, placekicker (HM)
- 2008** Mike Nixon, linebacker
Colin Parker, linebacker (second)
Anthony Reyes, linebacker (second)
Thomas Weber, kicker (second)
- 2007** Michael Marquardt, defensive line
Mike Nixon, linebacker
Thomas Weber, placekicker
Brandon Rodd, offensive line (second)
Jason Perkins, center (HM)
- 2006** Zach Miller, tight end
Jason Burke, snapper
Michael Marquardt, defensive line
Josh Barrett, safety
Chris Price, defensive back
Jesse Ainsworth, place kicker
Andrew Carnahan, offensive line (second)
Brandon Rodd, offensive line (second)
Brett Boon, quarterback (HM)
Brett Palmer, defensive tackle (HM)
- 2005** Jesse Ainsworth, place kicker
Jason Burke, snapper
Moey Mutz, wide receiver
Grayling Love, offensive line
Andrew Carnahan, offensive tackle (second team)

Chad Christensen, quarterback (second team)
Zach Miller, tight end (second team)
Lee Burghraef, tight end (HM)
Chris MacDonald, punter (HM)
Brandon Rodd, offensive line (HM)

- 2004** Grayling Love, offensive line
Chris MacDonald, punter
Jesse Ainsworth, place kicker (second team)
Jason Burke, long snapper (second team)
Andrew Carnahan, offensive line (HM)
Chad Christensen, quarterback (HM)
Brandon Rodd, offensive line (HM)
- 2003** Skyler Fulton, wide receiver
Chad Christensen, quarterback (second team)
Jason Burke, snapper (second team)
Andrew Carnahan, offensive line (HM)
Grayling Love, offensive line (HM)
- 2002** Mike Williams, tailback
Mason Unck, linebacker
Alfred Williams, safety
Skyler Fulton, (second team)
Mike Barth, placekicker (HM)
Chad Christensen, quarterback (HM)
Grayling Love, offensive line (HM)
Phil Howard, defensive tackle (HM)
- 2001** Mike Barth, placekicker
Eric Fields, linebacker
Phil Howard, defensive tackle
Mike Williams, tailback
Nick Murphy, punter (second)
Tom Pace, tailback (second)
Patrick Wilson, safety (second)
Skyler Fulton, wide receiver (HM)
B.J. Miller, snapper (HM)
- 2000** Brian Forth, wide receiver
Mike Aguirre, wide receiver (HM)
Mike Barth, placekicker (HM)
Griffin Goodman, quarterback (HM)
Adam Tanke, linebacker (HM)
Patrick Wilson, strong safety (HM)
- 1999** Craig Koontz, safety
Mike Aguirre, wide receiver (HM)
Jason Anderson, quarterback (HM)
Ruger Fontes, quarterback (HM)
Brian Forth, wide receiver (HM)
Griffin Goodman, quarterback (HM)
Ravis Gimse, wide receiver (HM)
John Leonard, quarterback (HM)
Kaleb Ramsay, offensive line (HM)
Adam Tanke, linebacker (HM)
- 1998** Mike Aguirre, wide receiver (HM)
Aaron Dumsch, wide receiver (HM)
Brian Forth, wide receiver (HM)
Levi Jones, defensive tackle (HM)
Kaleb Ramsay, offensive guard (HM)
Korey Ramsay, offensive guard (HM)
- 1997** Damien Richardson, strong safety
Zack Romero, tight end
Pat Tillman, linebacker
Brian Forth, wide receiver (HM)
Glen Gable, right guard (HM)
Kevin Tommasini, fullback (HM)
Stephen Trejo, inside linebacker (HM)
- 1996** Devin Kendall, tight end
Jake Plummer, quarterback

AWARDS

Derek Smith, inside linebacker
 Pat Tillman, outside linebacker
 Glen Gable, offensive guard (HM)
 Robert Nycz, placekicker (HM)
 Paul Reynolds, outside linebacker (HM)
 Zack Romero, tight end (HM)
 Kevin Tommasini, flyback (HM)

1995 Justin Dragoo, inside linebacker
 Damien Richardson, strong safety
 Devin Kendall, tight end (HM)
 Bryan Leinart, placekicker (HM)
 Isaiah Mustafa, wide receiver (HM)
 Jake Plummer, quarterback (HM)
 Zack Romero, tight end (HM)
 Brian Singleton, tailback (HM)
 George Slessman, flyback (HM)
 Derek Smith, inside linebacker (HM)
 Pat Tillman, outside linebacker (HM)

1994 Jason Kyle, inside linebacker
 Matt Nelson, tight end
 Curtis Berger, tight end (HM)
 Jeffrey Foster, rover (HM)
 Glen Gable, offensive tackle (HM)
 Jake Plummer, quarterback (HM)
 Zack Romero, tight end (HM)

1993 Jason Kyle, inside linebacker
 Toby Mills, center
 Matt Nelson, tight end
 Curtis Berger, tight end (HM)
 Raenaud Turpin, gunner (HM)

1992 Adam Brass, free safety
 Justin Dragoo, inside linebacker
 Toby Mills, center
 Farrington "Taco" Togia, offensive guard
 Jason Kyle, defensive line/snapper

1991 Adam Brass, free safety
 Toby Mills, center
 Bret Powers, quarterback
 Justin Dragoo, inside linebacker (HM)
 Kurt Lasher, quarterback (HM)

1990 Drew Metcalf, inside linebacker
 Adam Brass, free safety
 Kurt Lasher, quarterback (HM)
 Bret Powers, quarterback (HM)
 Ryan McReynolds, tight end (HM)
 Larry Marmie Jr., defensive back (HM)

1989 Ryan McReynolds, tight end
 Mark Tingstad, linebacker (only four-time selection)
 Drew Metcalf, linebacker (HM)

1988 Ryan McReynolds, tight end
 Mark Tingstad, linebacker
 Shane Collins, defensive tackle (HM)

1987 Mark Tingstad, linebacker
 Kirk Wendorf, fullback (HM)

1986 Mark Tingstad, linebacker

1984 Frank Rudolph, defensive end

1982 Scott Kegans, defensive back

ACADEMIC ALL-WAC

1977 Norris Williams, offensive guard
 Chris Mott, center
 Fred Mortensen, quarterback
 John Harris, safety

1976 Fred Mortensen, quarterback
 John Harris, safety
 Mike Martinez, defensive back

1975 Fred Mortensen, quarterback
 John Harris, safety

1974 Harold Stlemmer, tackle

1973 Neal Skarin, defensive tackle
 Gerald Stlemmer, tackle

PLAYBOY ALL-AMERICA

2009 Thomas Weber, place kicker

2008 Thomas Weber, place kicker

2006 Zach Miller, tight end

2004 Derek Hagan, wide receiver

1998 Grey Ruegamer, center

1997 Bruce Snyder, Coach of the Year

1996 Juan Roque, tackle

1994 Craig Newsome, defensive back

1993 Shante Carver, defensive end

1990 Nathan LaDuke, defensive back

1987 Randall McDaniel, offensive lineman

1985 David Fulcher, defensive back

1982 Vernon Maxwell, linebacker
 Mike Richardson, defensive back

1981 Mike Richardson, defensive back

1973 Woody Green, running back

1968 Ron Pritchard, linebacker

COACH AND CONFERENCE AWARDS

2013 **TODD GRAHAM**
 Pac-12 Conference Coach of the Year

2007 **DENNIS ERICKSON**
 Pacific-10 Conference Coach of the Year

1997 **FRANK KUSH**
 Football Writers Association Service Award

1996 **BRUCE SNYDER**
 Football News Coach of the Year; Paul "Bear" Bryant Coach of the Year; Walter Camp Foundation National Coach of the Year; Playboy National Coach of the Year; GTE-AFCA Region 5 Coach of the Year; American Football Coaches Association National Coach of the Year; Columbus Touchdown Club Coach of the Year; Downtown Athletic Club of Glenwood, Iowa Coach of the Year; American Football Quarterly National Coach of the Year; Sporting News Coach of the Year; Pacific-10 Conference Coach of the Year; The Maxwell Football Club's George Munger National Coach of the Year Award; Touchdown Club of Washington, D.C., Coach of the Year; ESPN Halftime Blitz West Coach of the Year; Sportsline USA National Coach of the Year

1986 **JOHN COOPER**
 Pacific-10 Conference Coach of the Year

1975 **FRANK KUSH**
 American Football Coaches Association National Coach of the Year

MORRIS TROPHY

Presented to the outstanding offensive and defensive linemen in the Pacific-10 Conference as voted on by the student-athletes.

2013 Will Sutton, defensive tackle

2012 Will Sutton, defensive tackle

2002 Terrell Suggs, defensive tackle

2001 Levi Jones, offensive tackle

1997 Jeremy Staat, rush tackle

1987 Randall McDaniel, offensive guard

1986 Danny Villa, offensive tackle

PAT TILLMAN DEFENSIVE PLAYER OF THE YEAR

Presented to the outstanding defensive player in the conference each season and named after Arizona State's legendary safety, Pat Tillman

2013 Will Sutton

2012 Will Sutton

2005 Dale Robinson

2002 Terrell Suggs

2000 Adam Archuleta

1997 Pat Tillman

PAC-12 SPORTSMANSHIP AWARD

2004 Grayling Love (inaugural winner)

RANKINGS AND STREAKS

ASU IN THE PRESEASON RANKINGS

Since the AP began a preseason poll, ASU has been ranked 19 times to begin the year. The Sun Devils were tabbed No. 3 in 1976, behind Nebraska and Michigan. Of the 21 times ASU has appeared in the AP preseason poll, 1976 and 1998 are the only times the Sun Devils were in the top 10.

1968	17	1979	18	1999	25
1970	19	1981	19	2003	20
1971	14	1982	20	2005	20
1972	12	1984	13	2006	24
1973	14	1987	14	2008	15
1974	15	1989	18	2014	19
1976	3	1996	20	2015	15
1977	17	1998	8		

ASU WINNING AND LOSING STREAKS

WINNING

W	Years	Breakdown of Years	Coach(es)
21	1969-71	1969(6), 1970(11), 1971(4)	Frank Kush
13	1974-75	1974(1), 1975(12)	Frank Kush
13	1956-58	1956(2), 1957(10), 1958 (1)	Dan Devine
		(1956-57), (1958)	Frank Kush
12	1972-73	1972(5), 1973(7)	Frank Kush
12	1963-64	1963(8), 1964(4)	Frank Kush

LOSING

L	Years	Breakdown of Years	Coach(es)
6	2016		Todd Graham
6	2009		Dennis Erickson
6	2008		Dennis Erickson
6	2001-02	2001 (0-5), 2002 (0-1)	Dirk Koetter
6	1929		Aaron McCreary
5	1990		Larry Marmie
5	1947		Ed Doherty
5	1941-42	1941(1), 1942(4)	Dixie Howell (1941), Hillman Walker (1942)
5	*1919, 1922	1919(0-2), 1922(0-3-1)	George Cooper (1919), Ernest Wills (1922)

ASU IN THE FINAL POLLS

Arizona State has been ranked nationally at season's end 17 times. The Sun Devils' highest ranking came in 1975 when they finished second nationally in both major polls (Associated Press-media, United Press International-coaches) behind national champion Oklahoma.

ASU's 10-1-1 team of 1986, which completed its Pac-10 title season by defeating Michigan 22-15 in the Rose Bowl, was ranked fourth and fifth nationally by AP and UPI, respectively. In 1996, ASU completed an undefeated (11-0) regular season before losing to Ohio State in the Rose Bowl, finishing ranked fourth in both major polls.

Here are ASU's final national rankings:

	Associated Press	Coaches	BCS
1957	12th	12th	
1967	-	20th	
1968	23rd	-	
1970	6th	8th	
1971	8th	6th	
1972	13th	13th	
1973	9th	10th	
1975	2nd	2nd	
1977	18th	18th	
1978	-	19th (Tied)	
1981	18th	-	
1982	6th	6th	
1986	4th	5th	
1987	20th	-	
1996	4th	4th	
1997	14th	14th	
2004	19th	20th	
2007	16th	13th	11th
2013	21st	20th	14th
2014	12th	14th	15th (CFP)



The 1914 Tempe Normal School Football team



The 1991 Sun Devil Coaching Staff



Coach Bruce Snyder and cornerback Kevin Minifiefield celebrate a 20-0 victory over UCLA in 1992.

2017 Sun Devil Football Yearbook Guide

OPENING DAY | HOMECOMING

OPENING DAY

75-27-2 (.721) / AT HOME: 57-15-1 (.781)

Yr.	Opponent	Score
1897	Phoenix Indians (h)	L, 0-38
1899	Phoenix Indians (h)	W, 6-0
1900	Phoenix HS (h)	L, 0-5
1902	Phoenix HS (h)	W, 39-0
1903	Phoenix HS (a)	W, 18-0
1904	Phoenix HS (h)	W, 15-0
1905	Phoenix Indians (h)	L, 8-17
1906	Phoenix Indians (h)	L, 6-17
1914	Tempe HS (h)	W, 12-6
1915	Arizona (a)	L, 0-7
1916	Phoenix Ind. Alumni (h)	L, 7-25
1919	Arizona (a)	L, 0-59
1922	Mesa HS (h)	L, 6-13
1923	Phoenix Indians (h)	W, 47-0
1924	Phoenix HS (a)	W, 24-0
1925	Sacaton Indians (h)	W, 55-0
1926	Sacaton Indians (a)	W, 35-0
1927	Loyola Marymount (a)	L, 3-25
1928	Gila JC (E. Ariz JC) (h)	W, 57-0
1929	UTEP (a)	L, 7-31
1930	Gila JC (E. Ariz JC) (h)	W, 39-0
1931	Sacaton Indians (h)	W, 66-0
1932	Whittier (h)	L, 0-26
1933	Whittier (a)	L, 0-27
1934	Cal Tech (h)	W, 25-7
1935	Arizona (a)	L, 0-26
1936	Whittier (a)	W, 12-0
1937	Arizona (a)	L, 6-20
1938	San Jose State (a)	L, 7-18
1939	San Diego State (a)	W, 20-0
1940	Cal-Poly (h)	W, 21-13
1941	Gonzaga (a)	W, 6-0
1942	San Francisco (a)	L, 6-54
1946	Williams AFB (h)	T, 6-6
1947	Cal-Davis (h)	W, 33-6
1948	Western State (h)	W, 23-0
1949	Pepperdine (a)	W, 33-13
1950	Brigham Young (a)	W, 41-13
1951	Utah State (a)	W, 33-27
1952	Hardin-Simmons (a)	W, 26-7
1953	San Diego Navy (h)	L, 14-19
1954	Hawaii (h)	W, 28-14
1955	Wichita State (a)	T, 20-20
1956	Wichita State (h)	W, 37-9
1957	Wichita State (a)	W, 28-0
1958	Hawaii (h)	W, 47-6
1959	West Texas State (h)	W, 43-22
1960	Colorado State (h)	W, 39-0
1961	Wichita State (h)	W, 21-7
1962	Wichita State (a)	W, 21-10
1963	Wichita State (h)	L, 13-33
1964	Utah State (h)	W, 24-8

HOMECOMING

(64-20-4, .727)

Yr.	Opponent	Score
1926	Phoenix Indians	T, 0-0
1927	Phoenix JC	W, 46-0
1928	Northern Arizona	L, 6-27
1929	Northern Arizona	L, 0-27
1930	Arizona Freshmen	W, 39-6
1931	Northern Arizona	L, 6-13
1932	Texas Western	W, 15-14
1933	New Mexico State	W, 19-7
1934	New Mexico	L, 12-18
1935	Northern Arizona	T, 0-0
1936	Northern Arizona	L, 7-13
1937	Whittier	T, 6-6
1938	Santa Barbara	W, 10-0
1939	New Mexico	W, 28-6
1940	Colorado State College	W, 41-0
1941	Northern Arizona	W, 33-0
1942	Albuquerque AFB	L, 0-13
1946	Arizona State College	T, 13-13
1947	New Mexico State	W, 33-12
1948	New Mexico	W, 28-17
1949	New Mexico State	W, 68-32
1950	San Diego State	W, 31-13
1951	West Texas State	W, 34-0
1952	Texas Western	W, 39-0
1953	Brigham Young	W, 26-18
1954	North Texas State	L, 13-20
1955	Hardin-Simmons	W, 69-14
1956	San Jose State	W, 47-13
1957	Montana State	W, 53-13
1958	Texas Western	W, 27-0
1959	Brigham Young	W, 27-9
1960	Texas Western	W, 24-0
1961	Oregon State	W, 24-23
1962	Utah State	W, 34-15
1963	Wyoming	W, 35-6
1964	Kansas State	W, 21-10
1965	Washington State	W, 7-6
1966	Oregon	W, 14-10
1967	Wyoming	L, 13-15
1968	Utah	W, 59-21
1969	Wyoming	W, 30-14
1970	Utah	W, 37-14
1971	Wyoming	W, 52-19
1972	New Mexico	W, 60-7

1973	Wyoming	W, 47-0
1974	North Carolina State	L, 14-35
1975	Pacific	W, 55-14
1976	Utah	L, 28-31
1977	Wyoming	W, 45-0
1978	Cal	W, 35-21
1979	West Virginia	W, 42-7
1980	UCLA	L, 14-23
1981	Colorado State	W, 52-7
1982	Oregon State	W, 30-16
1983	Oregon State	W, 38-3
1984	Florida State	L, 44-52
1985	Stanford	W, 21-14
1986	Cal	W, 49-0
1987	Oregon	W, 30-21
1988	Oregon State	W, 30-24
1989	Stanford	W, 30-22
1990	Oregon State	W, 34-9
1991	Oregon	W, 24-21
1992	Cal	W, 28-12
1993	Cal	W, 41-0
1994	Washington State	L, 21-28
1995	UCLA	W, 37-33
1996	Cal	W, 35-7
1997	Oregon	W, 52-31
1998	Cal	W, 55-22
1999	Stanford	L, 30-50
2000	Oregon (20T)	L, 55-56
2001	Washington State	L, 16-28
2002	Washington	W, 27-16
2003	Cal	L, 23-51
2004	Stanford	W, 34-31
2005	Washington	W, 44-20
2006	Stanford	W, 38-3
2007	Cal	W, 31-20
2008	Washington State	W, 31-0
2009	Cal	L, 21-23
2010	Washington State	W, 42-0
2011	Colorado	W, 48-14
2012	UCLA	L, 43-45
2013	Washington	W, 53-24
2014	Utah	W, 19-16
2015	Washington	W, 27-17
2016	Washington State	L, 32-37



TEAM CAPTAINS



1897 Walter Shute
 1899 Walter Shute
 1902 Arthur Woolf
 1903 E.R. Wilbur
 1904 Alma Jones
 1914 Gordon Johnston
 1915 Kelly Moeur
 1916 Archie Ivy
 1922 Pete Brown
 1923 John Turner
 1924 Delbert Goddard
 1925 Ed Ellsworth
 1926 Ernest Simpkins
 1927 Bill Griffith
 1928 Wilburn Dick
 1929 Dick Finley
 1930 Norris Stevenson
 1931 Horace Smitheran
 1932 Paul Griffin
 1933 Paul Griffin
 1934 Clarence Sexton
 1935 Dan Pace
 1936 John Rouse
 1937 Marvin Palmer
 C. Van Hoorebeke
 1938 Wes Hastings
 1939 Wiley Aker
 Noble Riggs
 1940 Al Sanserna
 Sam Andrews
 1942 Steve Vukceвич
 1946 Wendell Patterson
 1947 Jim Montgomery
 1948 Garner Barnett
 1949 Cecil Coleman
 1950 John Zucco
 1951 Harold Self
 1952 Virgil Savage
 1953 Dick Curran
 Tom Fallon
 1954 Dick Mackey
 1955 Bob Sedlar
 John Jankans
 1956 Charlie Mackey
 1957 Bob Mulgado
 Clarence Osborne
 1958 John Hangartner
 Tom Ford
 1959 Karl Kiefer
 Bill Spanko
 1960 Nolan Jones
 John Vucichevich
 1961 Dick Locke
 Fred Rhoades
 1962 Roger Locke
 1964 Jerry Smith
 Ron Scarfo

1965 Bobby Johnson
 John Folmer
 1966 Steve Timarac
 Ray Shirey
 1967 Max Anderson
 Curley Culp
 1968 Bobby Johnson
 George Hummer
 1969 Mike Kennedy
 Seth Miller
 Art Malone
 1970 Joe Spagnola
 Mike Fanucci
 Mike Tomco
 1971 Windlan Hall
 1972 Larry Delbridge
 Steve Matlock
 1973 Danny White
 Bob Breunig
 1974 Bob Breunig
 Morris Owens
 1975 Mike Haynes
 Jim Heilig
 1976 Mark Lovett
 1977 John Harris
 John Jefferson
 Chris Mott
 1978 Al Harris
 1979 Mark Malone
 Bob Kohrs
 1980 John Mistler
 1981 Mike Pagel
 Joey Lumpkin
 1982 Todd Hons
 Mike Richardson
 Ron Sowers
 1983 Todd Hons
 Mitch Callahan
 1984 Doug Allen
 Mark Shupe
 Jimmy Williams
 1985 David Fonoti
 Greg Battle
 1986 Jeff Gallimore
 Scott Stephen
 Jeff Van Raaphorst
 1987 Danny Villa
 Greg Clark
 1988 Aaron Cox
 Scott Kirby
 Mark Tingstad
 1989 Mark Tingstad
 David Winsley
 1990 Nathan LaDuke
 Paul Justin
 1991 Darren Woodson
 Kelwin Fisher

1992 Bob Brasher
 Eric Gulford
 Kevin Miniefield
 Brett Wallerstedt
 1993 Shante Carver
 Toby Mills
 George Montgomery
 1994 Parnell Charles
 Matt Nelson
 Ken Talanoa
 1995 Justin Drago
 Chris Hopkins
 Mike Langridge
 Ryan Wood
 1996 Jake Plummer
 Derek Smith
 Shawn Swayda
 Scott Von der Ahe
 1997 Michael Martin
 Kyle Murphy
 Damien Richardson
 Jason Simmons
 Pat Tillman
 1998 Albrecht Battle
 Steve Campbell
 Sean Kelly
 Grey Ruegamer
 1999 Adam Archuleta
 Erik Flowers
 J.R. Redmond
 Terrelle Smith
 2000 Adam Archuleta
 Nijrell Eason
 Todd Heap
 Scott Peters
 2001* Willie Daniel
 Scott Peters
 Alfred Williams
 2002* Mason Unck
 Andrew Walter
 Alfred Williams
 2003* Riccardo Stewart
 Andrew Walter
 Drew Hodgdon
 2004* Ishmael Thrower
 Jimmy Verdon
 Andrew Walter
 2005* Lee Burghgraef
 Derek Hagan
 Jordan Hill
 Sam Keller
 Grayling Love
 2006* Josh Barrett
 Kyle Caldwell
 Jordan Hill
 Zach Miller

2007 Mike Pollak
 Ryan Torain
 Michael Marquardt
 Josh Barrett
 2008 Rudy Carpenter
 Troy Nolan
 2009 Mike Nixon
 Shawn Lauvao
 Dexter Davis
 Omar Bolden
 2010 Jon Hargis
 Gerald Munns
 Thomas Weber
 Steven Threet
 Omar Bolden
 2011 Garth Gerhart
 Colin Parker
 Brock Osweiler
 Keelan Johnson
 Cameron Marshall
 Brandon Magee
 Andrew Sampson
 2013* Taylor Kelly

Evan Finkenberg
 Osahon Irabor
 Alden Darby
 Will Sutton
 Chris Coyle
 2014* Taylor Kelly
 Mike Bercovici
 Jamil Douglas
 Laiu Moeakiola
 Damarious Randall
 De'Marieya Nelson
 2015* Michael Bercovici
 D.J. Foster
 Jordan Simone
 2016* Manny Wilkins
 Zane Gonzalez

* Indicates single game captains were chosen weekly.



SERIES VS. CONFERENCES

PAC-12

		211	193	5
Arizona	1899-2015	40	49	1
California	1976-2015	16	18	0
Colorado	2006-2015	7	1	0
Oregon	1968-2015	16	19	0
Oregon State*	1961-2014	26	14	1
Southern California	1978-2015	12	21	0
Stanford	1978-2014	17	13	0
UCLA	1976-2015	13	19	1
Utah	1961-2015	20	8	0
Washington*	1975-2015	18	16	0
Washington State*	1960-2015	26	15	2

THE AMERICAN

		8	6	0
Central Florida	2002-2002	1	0	0
Cincinnati	1954-1976	0	2	0
Houston	1954-1990	5	4	0
Southern Methodist	1986-1986	1	0	0
Temple	2005-2005	1	0	0

ATLANTIC COAST

		8	10	0
Boston College	2000-2000	0	1	0
Florida State	1971-1984	1	3	0
Louisville	1992-1994	1	2	0
Miami (Fla.)	1994-1997	1	1	0
North Carolina	1970-2003	2	1	0
North Carolina State	1960-1976	1	1	0
Pittsburgh	1973-1973	1	0	0
Wake Forest	1999-1999	0	1	0
Duke	2014-2014	1	0	0

BIG 12

		14	5	0
Baylor	1990-1990	1	0	0
Kansas State	1964-1989	5	1	0
Oklahoma	1983-1983	1	0	0
Oklahoma State	1984-1993	2	1	0
Texas	2007-2007	0	1	0
Texas Christian	1974-1975	2	0	0
Texas Tech	1999-2016	2	1	0
West Virginia	1979-2015	1	1	0

BIG TEN

		20	13	0
Illinois	1987-2012	3	1	0
Iowa	1997-2004	2	1	0
Michigan	1986-1986	1	0	0
Michigan State	1985-1986	1	1	0
Minnesota	1969-1969	1	0	0
Nebraska	1975-1996	2	6	0
Northwestern	1977-2005	4	0	0
Ohio State	1980-1987	0	2	0
Penn State	1977-1977	0	1	0
Purdue	2004-2004	1	0	0
Rutgers	1978-2005	2	0	0
Wisconsin	1967-2013	3	1	0

SOUTHEASTERN

		3	10	0
Arkansas	1951-1985	0	2	0
Georgia	2008-2009	0	2	0
LSU	2005-2005	0	1	0
Missouri	1972-2011	3	4	0
Texas A&M	2015-2015	0	1	0

BIG SKY

		38	14	4
Cal Poly	1938-2015	4	0	0
Eastern Washington	2002-2002	1	0	0
Idaho State	2009-2009	1	0	0
Montana State	1957-1959	2	0	0
North Dakota	1940-1940	1	0	0
Northern Arizona	1915-2016	22	14	4
Northern Colorado	1940-1941	2	0	0
Portland State	2010-2010	1	0	0
Sacramento State	2013-2013	1	0	0
UC Davis	1940-2011	2	0	0
Weber State	2014-2014	1	0	0

CONFERENCE USA

		38	14	3
North Texas	1953-1998	4	1	0
Texas-El Paso	1925-2004	33	13	3
Texas-San Antonio	2016	1	0	0

INDEPENDENT

		22	10	0
Brigham Young	1935-1998	20	7	0
Navy	2012-2012	1	0	0
Notre Dame	1998-2014	1	3	0

MID-AMERICAN

		0	2	0
Miami (Ohio)	1950-1950	0	1	0
Toledo*	1979-1979	0	1	0

MOUNTAIN WEST

		105	34	2
Air Force	1971-1987	3	2	0
Boise State	1996-2011	1	1	0
Colorado State	1950-2000	20	1	0
Fresno State	1931-1941	3	0	0
Hawai'i	1954-2006	5	2	0
Nevada	1946-2006	1	2	0
New Mexico	1932-2015	24	5	1
San Diego State	1934-2007	10	0	1
San Jose State	1936-2007	19	11	0
UNLV	2008-2008	0	1	0
Utah State*	1948-2003	10	3	0
Wyoming	1951-1977	9	6	0

SUN BELT

		28	7	1
Idaho	1950-1975	5	0	0
Louisiana-Lafayette	2001-2001	1	0	0
Louisiana-Monroe	2009-2009	1	0	0
New Mexico State	1930-1999	21	7	1

OTHERS^

		102	69	9
Abilene Christian	1947-1947	0	1	0
Albuquerque AFB	1942-1942	0	1	0
Arizona All-Stars	1931-1931	1	0	0
Arizona Frosh	1924-1930	4	1	0
California Tech	1934-1936	2	0	0
Case Western Reserve	1940-1940	0	1	0
Catholic	1939-1939	0	0	1
California-Santa Barbara	1937-1938	1	1	0
Detroit	1958-1961	2	0	0
Eastern Arizona JC	1926-1930	4	0	0
Fullerton JC	1930-1930	1	0	0
Glendale HS	1914-1914	1	0	0
Gonzaga	1940-1941	1	0	1
Hardin-Simmons	1938-1961	8	13	0
Lamar	1988-1988	1	0	0
Loyola Marymount	1927-1949	0	6	0
Marquette	1958-1958	1	0	0
Mesa HS	1922-1923	1	1	0
Midwestern (Tex.) State	1953-1955	1	1	1
Northern Colorado	1940-1941	2	0	0
Pacific	1956-1992	8	1	0
Pepperdine	1946-1949	3	1	0
Phoenix Union HS	1899-1925	9	5	1
Phoenix College	1922-1928	5	3	0
Phoenix College Alumni	1924-1924	0	1	0
Phoenix Indians	1897-1928	11	6	1
Phoenix Indians Alumni	1915-1916	1	1	0
Portland	1946-1946	0	1	0
Prescott HS	1914-1916	1	1	0
Sacaton Indians	1924-1931	4	0	0
Sacramento JC	1930-1930	0	1	0
San Diego Marines	1933-1939	0	3	0
San Diego Navy	1952-1955	1	2	0
San Francisco	1942-1942	0	1	0
Santa Ana AFB	1942-1942	0	1	0
Sherman Indians	1924-1924	0	0	1
Tempe HS	1905-1914	1	2	0
Texas A&I	1941-1941	0	1	0
Wayne State	1951-1951	1	0	0
West Texas State	1939-1966	13	7	0
Western State	1948-1948	1	0	0
Whittier	1932-1939	3	2	1
Wichita State	1946-1986	9	2	1
Williams AFB	1946-1946	0	0	1
Xavier	1949-1949	0	1	0

*1979 Victory Subsequently Forfeited

^ Schools which have dropped football or do not play in an FBS or FCS subdivision are listed under others.

Arguably the greatest play in Sun Devil football history, John Jefferson made an extraordinary diving touchdown catch in the first half against the Arizona Wildcats in 1975.



ALL-TIME SERIES STANDINGS

Opponent	First-Last Mtg	W	L	T
Abilene Christian	1947-1947	0	1	0
Air Force Academy	1971-1987	3	2	0
Albuquerque AFB	1942-1942	0	1	0
Arizona	1899-2016	40	49	1
Arizona All-Stars	1931-1931	1	0	0
Arizona Frosh	1924-1930	4	1	0
Arkansas	1951-1985	0	2	0
Baylor	1990-1990	1	0	0
Boise State	1996-2011	1	1	0
Boston College	2000-2000	0	1	0
Brigham Young	1935-1998	20	7	0
California	1976-2016	16	18	0
California-Davis	1940-2011	2	0	0
California-Poly S. Luis Obispo	1938-2015	4	0	0
California-Santa Barbara	1937-1938	1	1	0
California Tech	1934-1936	2	0	0
Case Western Reserve	1940-1940	0	1	0
Catholic	1939-1939	0	0	1
Central Florida	2002-2002	1	0	0
Cincinnati	1954-1976	0	2	0
Colorado	2006-2016	7	1	0
Colorado State	1950-2000	20	1	0
Detroit	1958-1961	2	0	0
Duke	2014-2014	1	0	0
Eastern Arizona JC	1926-1930	4	0	0
Eastern Washington	2002-2002	1	0	0
Florida State	1971-1984	1	3	0
Fresno State	1931-1941	3	0	0
Fullerton JC	1930-1930	1	0	0
Georgia	2008-2009	0	2	0
Glendale HS	1914-1914	1	0	0
Gonzaga	1940-1941	1	0	1
Hardin-Simmons	1938-1961	8	13	0
Hawaii	1954-2006	5	2	0
Houston	1954-1990	5	4	0
Idaho	1950-1975	5	0	0
Idaho State	2009-2009	1	0	0
Illinois	1987-2012	3	1	0
Iowa	1997-2004	2	1	0
Kansas State	1964-2002	5	1	0
Lamar	1988-1988	1	0	0
Louisville	1992-1994	1	2	0
Louisiana-Lafayette	2001-2001	1	0	0
Louisiana State	2005-2005	0	1	0
Loyola Marymount	1927-1949	0	6	0
Marquette	1958-1958	1	0	0
Mesa HS	1922-1923	1	1	0
Miami (Fla.)	1994-1997	1	1	0
Miami (Ohio)	1950-1950	0	1	0
Michigan	1986-1986	1	0	0
Michigan State	1985-1986	1	1	0
Midwestern (Tex.) State	1953-1955	1	1	1
Minnesota	1969-1969	1	0	0
Missouri	1972-2012	3	4	0
Montana State	1957-1959	2	0	0
Navy	2012-2012	1	0	0
Nebraska	1975-2002	2	6	0
Nevada-Reno	1946-2006	1	2	0
New Mexico	1932-2015	24	5	1
New Mexico State	1930-1999	21	7	1
North Carolina	1970-2003	2	1	0
North Carolina State	1960-1976	1	1	0
North Dakota	1940-1940	1	0	0
North Texas	1953-1998	4	1	0
Northern Arizona	1915-2016	22	14	4
Northern Colorado	1940-1941	2	0	0
Northwestern	1977-2005	4	0	0
Notre Dame	1998-2014	1	3	0
Ohio State	1980-1997	0	2	0
Oklahoma	1983-1983	1	0	0
Oklahoma State	1984-1993	2	1	0
Oregon	1966-2016	16	19	0
Oregon State*	1961-2014	26	14	1
Pacific	1956-1992	8	1	0



#9 Kalen Ballage has been a running back for ASU since 2014.

#4 Lenny McGill was a Defensive Back for the Sun Devils from 1990-1993.

Opponent	First-Last Mtg	W	L	T
Penn State	1977-1977	0	1	0
Pepperdine	1946-1949	3	1	0
Phoenix Union HS	1899-1925	9	5	1
Phoenix College	1922-1928	5	3	0
Phoenix College Alumni	1924-1924	0	1	0
Phoenix Indians	1897-1928	11	6	1
Phoenix Indians Alumni	1915-1916	1	1	0
Pittsburgh	1973-1973	1	0	0
Portland	1946-1946	0	1	0
Portland State	2010-2010	1	0	0
Prescott HS	1914-1916	1	1	0
Purdue	2004-2004	1	0	0
Rutgers	1978-2005	2	0	0
Sacaton Indians	1924-1931	4	0	0
Sacramento JC	1930-1930	0	1	0
Sacramento State	2013-2013	1	0	0
San Diego Marines	1933-1939	0	3	0
San Diego Navy	1952-1955	1	2	0
San Diego State	1934-2007	10	0	1
San Francisco	1942-1942	0	1	0
San Jose State	1936-2007	19	11	0
Santa Ana AFB	1942-1942	0	1	0
Sherman Indians	1924-1924	0	0	1
Southern California*	1978-2016	12	21	0
Southern Methodist	1986-1986	1	0	0
Stanford	1978-2014	17	13	0
Tempe HS	1905-1914	1	2	0
Temple	2005-2005	1	0	0
Texas	2007-2007	0	1	0
Texas A&I	1941-1941	0	1	0
Texas A&M	2015-2015	0	1	0
Texas Christian	1974-1975	2	0	0
Texas-El Paso	1925-2004	33	13	3
Texas-San Antonio	2016	1	0	0
Texas Tech	1999-2016	2	1	0
Toledo*	1979-1979	0	1	0
UCLA	1976-2016	13	19	1
ULM	2009-2009	1	0	0
UNLV	2008-2008	0	1	0
Utah	1961-2016	20	8	0
Utah State*	1948-2003	10	3	0
Wake Forest	1999-1999	0	1	0
Washington*	1975-2016	18	16	0
Washington State*	1960-2016	26	15	2
Wayne State	1951-1951	1	0	0
Weber State	2014-2014	1	0	0
West Texas State	1939-1966	13	7	0
West Virginia	1979-2015	1	1	0
Western State	1948-1948	1	0	0
Whittier	1932-1939	3	2	1
Wichita State	1946-1986	9	2	1
Williams AFB	1946-1946	0	0	1
Wisconsin	1967-2013	3	1	0
Wyoming	1951-1977	9	6	0
Xavier	1949-1949	0	1	0
TOTALS (.603)		595	387	24

*1979 Victory Subsequently Forfeited

SERIES CHRONOLOGY

ABILENE CHRISTIAN (0-1)

Home: 0-1
 1947 L 7-13 (h)

AIR FORCE (3-2)

Home: 1-2 • Away: 1-0 • Neutral: 1-0
 1971 W 44-28 (h)
 1972 L 31-39 (h)
 1976 L 30-31 (h)
 1977 W 37-14 (a)
 1987 W 33-28 (n)
 (Freedom Bowl)

ALBUQUERQUE AFB (0-1)

Home: 0-1
 1942 L 0-13 (h)

ARIZONA (40-49-1)

Home: 21-18-1 • Away: 19-31
 1899 W 11-2 (a)
 1902 L 0-12 (a)
 1914 L 0-34 (a)
 1915 L 0-7 (a)
 1919 L 0-59 (a)
 1925 L 3-13 (a)
 1926 L 0-35 (a)
 1928 L 0-39 (a)
 1929 L 0-26 (a)
 1930 L 0-6 (a)
 1931 W 19-6 (h)
 1932 L 6-20 (a)
 1933 L 7-26 (h)
 1934 L 6-32 (a)
 1935 L 0-26 (a)
 1936 L 0-18 (h)
 1937 L 6-20 (a)
 1941 L 7-20 (h)
 1942 L 0-23 (h)
 1946 L 0-67 (a)
 1947 L 13-26 (h)
 1948 L 21-33 (a)
 1949 W 34-7 (h)
 1950 W 47-13 (a)
 1951 W 61-14 (h)
 1952 W 20-18 (a)
 1953 L 0-35 (h)
 1954 L 14-54 (a)
 1955 L 6-7 (h)
 1956 W 20-0 (a)
 1957 W 47-7 (h)
 1958 W 47-0 (a)
 1959 W 15-9 (h)
 1960 L 7-35 (a)
 1961 L 13-22 (h)
 1962 L 17-20 (a)
 1963 W 35-6 (h)
 1964 L 6-30 (a)
 1965 W 14-6 (h)
 1966 W 20-17 (a)
 1967 W 47-7 (h)
 1968 W 30-7 (a)
 1969 W 38-24 (h)
 1970 W 10-6 (a)
 1971 W 31-0 (h)
 1972 W 38-21 (a)
 1973 W 55-19 (h)
 1974 L 0-10 (a)
 1975 W 24-21 (h)
 1976 W 27-10 (a)
 1977 W 23-7 (h)
 1978 W 18-17 (a)
 1979 L 24-27 (h)
 1980 W 44-7 (a)
 1981 W 24-13 (h)

1982	L	18-28	(a)
1983	L	15-17	(h)
1984	L	10-16	(a)
1985	L	13-16	(h)
1986	L	17-34	(a)
1987	T	24-24	(h)
1988	L	18-28	(a)
1989	L	10-28	(h)
1990	L	21-24	(a)
1991	W	37-14	(h)
1992	W	7-6	(a)
1993	L	20-34	(h)
1994	L	27-28	(a)
1995	L	28-31	(h)
1996	W	56-14	(a)
1997	L	16-28	(h)
1998	L	42-50	(a)
1999	W	42-27	(h)
2000	W	30-17	(a)
2001	L	21-34	(h)
2002	W	34-20	(a)
2003	W	28-7	(h)
2004	L	27-34	(a)
2005	W	23-20	(h)
2006	W	28-14	(a)
2007	W	20-17	(h)
2008	L	10-31	(a)
2009	L	17-20	(h)
2010	W	30-29	(a)
2011	L	27-31	(h)
2012	W	41-34	(a)
2013	W	58-21	(h)
2014	L	35-42	(a)
2015	W	52-37	(h)
2016	L	35-56	(a)

ARIZONA ALL-STARS (1-0)

Home: 1-0
 1931 W 13-7 (h)

ARIZONA FRESHMEN (4-1)

Home: 3-1 • Away: 1-0
 1924 W 23-13 (a)
 1924 W 27-3 (h)
 1925 W 20-6 (h)
 1929 L 0-7 (h)
 1930 W 39-6 (h)

ARKANSAS (0-2)

Away: 0-1 • Neutral: 0-1
 1951 L 13-30 (a)
 1985 L 17-18 (n)
 (Holiday Bowl)

BAYLOR (1-0)

Home: (1-0)
 1990 W 34-13 (h)

BOISE STATE (1-1)

Home: 1-0 • Away: 0-1
 1996 W 56-7 (h)
 2011 L 56-24 (n)
 (Vegas Bowl)

BOSTON COLLEGE (0-1)

Neutral: 0-1
 2000 L 10-31 (n)
 (Aloha Bowl)

BRIGHAM YOUNG (20-7)

Home: 12-3 • Away: 8-4
 1935 L 0-13 (h)
 1948 L 25-27 (h)
 1949 W 49-21 (h)
 1950 W 41-13 (a)



#78 Levi Jones and #8 Delvon Flowers celebrate a touchdown in 2001.

1952	W	47-6	(h)
1953	W	26-18	(h)
1954	W	28-19	(a)
1959	W	27-8	(h)
1960	W	31-0	(a)
1965	L	6-24	(h)
1966	W	10-7	(a)
1967	W	31-22	(h)
1968	W	47-12	(a)
1969	W	23-7	(h)
1970	W	27-3	(a)
1971	W	38-13	(h)
1972	W	49-17	(a)
1973	W	52-12	(h)
1974	L	18-21	(a)
1975	W	20-0	(h)
1976	L	21-43	(a)
1977	W	24-13	(h)
1978	W	24-17	(h)
1994	W	36-15	(a)
1995	W	29-21	(h)
1997	L	10-13	(h)
1998	L	6-26	(a)

CALIFORNIA (16-18)

Home: 11-8 • Away: 5-10
 1976 L 22-31 (h)
 1978 W 35-21 (h)
 1979 L 9-17 (h)
 1980 W 34-6 (h)
 1981 W 45-17 (h)
 1982 W 15-0 (a)

1983	L	24-26	(a)
1984	L	14-19	(h)
1985	W	30-8	(a)
1986	W	49-0	(h)
1987	L	20-38	(a)
1990	L	24-31	(h)
1991	L	6-25	(a)
1992	W	28-12	(h)
1993	W	41-0	(h)
1994	L	21-25	(a)
1995	W	38-29	(a)
1996	W	35-7	(h)
1997	W	28-21	(a)
1998	W	55-22	(h)
1999	L	23-24	(a)
2000	W	30-10	(h)
2002	L	38-55	(h)
2003	L	23-51	(h)
2004	L	0-27	(a)
2006	L	21-49	(a)
2007	W	31-20	(h)
2008	L	14-24	(a)
2009	L	21-23	(h)
2010	L	17-50	(a)
2011	L	38-47	(h)
2012	W	27-17	(a)
2015	L	46-48	(a)
2016	W	51-41	(h)

CALIF.-DAVIS (2-0)

Home: 2-0
 1940 W 21-13 (h)
 2011 W 48-14 (h)

SERIES CHRONOLOGY

CALIFORNIA-POLY (4-0)

Home: 4-0

1938	W	13-0	(h)
1939	W	35-0	(h)
1947	W	33-6	(h)
2015	W	35-21	(h)

CALIF.-SANTA BARBARA (1-1)

Home: 1-0 • Away: 0-1

1937	L	7-27	(a)
1938	W	10-0	(h)

CALIF. TECH (2-0)

Home: 2-0

1934	W	25-7	(h)
1936	W	26-0	(h)

CASE WESTERN RESERVE (0-1)

Neutral: 0-1

1941	L	13-26	(n)
		(Sun Bowl)	

CATHOLIC (0-0-1)

Neutral: 0-0-1

1940	T	0-0	(n)
		(Sun Bowl)	

CENTRAL FLORIDA (1-0)

Home: 1-0

2002	W	46-13	(h)
------	---	-------	-----

CINCINNATI (0-2)

Home: 0-2

1954	L	7-34	(h)
1976	L	0-14	(h)

COLORADO (7-1)

Home: 4-0 • Away: 3-1

2006	W	21-3	(a)
2007	W	33-14	(h)
2011	W	48-14	(h)
2012	W	51-17	(a)
2013	W	54-13	(h)
2014	W	38-24	(a)
2015	W	48-23	(h)
2016	L	16-40	(a)

COLORADO STATE (20-1)

Home: 15-0 • Away: 5-1

1950	W	21-13	(h)
1952	W	40-14	(h)
1959	W	24-9	(a)
1960	W	39-0	(h)
1961	W	14-6	(a)
1962	W	35-0	(h)
1963	W	50-7	(a)
1964	W	34-6	(h)
1969	W	79-7	(h)
1970	W	38-9	(h)
1971	W	42-0	(a)
1973	W	67-14	(h)
1974	W	26-21	(h)
1975	W	33-3	(a)
1976	W	21-19	(h)
1977	L	14-25	(a)
1981	W	52-7	(h)
1984	W	45-14	(h)
1988	W	28-17	(h)
1990	W	31-20	(h)
2000	W	13-10	(h)

DETROIT (2-0)

Home: 1-0 • Away: 1-0

1958	W	27-6	(a)
1961	W	40-6	(h)

DUKE (1-0)

Neutral: 1-0

2014	W	36-31	(n)
		(Sun Bowl)	

EASTERN ARIZONA J.C. (4-0)

Home: 3-0 • Away: 1-0

1926	W	20-0	(h)
1927	W	14-0	(a)
1928	W	57-0	(h)
1930	W	39-0	(h)

EASTERN WASHINGTON (1-0)

Home: 1-0

2002	W	38-2	(h)
------	---	------	-----

FLORIDA STATE (1-3)

Home: 0-2 • Away: 0-1 • Neutral: 1-0

1971	W	45-38	(n)
		(Fiesta Bowl)	
1979	L	3-13	(a)
1983	L	26-29	(h)
1984	L	44-52	(h)

FRESNO STATE (3-0)

Home: 1-0 • Away: 2-0

1931	W	7-0	(a)
1933	W	21-7	(h)
1941	W	26-7	(a)

FULLERTON J.C. (1-0)

Home: 1-0

1930	W	21-0	(h)
------	---	------	-----

GEORGIA (0-2)

Home: 0-1 • Away: 0-1

2008	L	10-27	(h)
2009	L	17-20	(R)

GLENDALE H.S. (1-0)

Home: 1-0

1914	W	72-0	(h)
------	---	------	-----

GONZAGA (1-0-1)

Home: 0-0-1 • Away: 1-0

1940	T	7-7	(h)
1941	W	6-0	(a)

HARDIN SIMMONS (8-13)

Home: 4-7 • Away: 4-6

1938	L	7-12	(h)
1939	L	7-19	(a)
1940	L	0-17	(a)
1941	L	0-20	(h)
1942	L	Forfeit	(a)
1946	L	6-46	(a)
1947	L	0-42	(h)
1948	L	25-63	(a)
1949	L	13-34	(h)
1950	L	14-41	(a)
1951	L	14-39	(h)
1952	W	26-7	(a)
1953	L	20-27	(h)
1954	W	14-13	(a)
1955	W	69-14	(h)
1956	W	26-13	(a)
1957	W	35-26	(h)
1958	L	6-14	(h)
1959	W	14-8	(h)
1960	W	28-0	(a)
1961	W	47-0	(h)

HAWAII (5-2)

Home: 2-0 • Away: 3-1 • Neutral: 0-1

1954	W	28-14	(h)
1955	W	39-6	(a)
1958	W	47-6	(h)
1959	W	14-6	(a)
1974	W	26-3	(a)
1979	L	17-29	(a)
2006	L	24-41	(n)
		(Hawaii Bowl)	

HOUSTON (5-4)

Home: 3-2 • Away: 2-1 • Neutral: 0-1

1952	L	0-6	(h)
1953	L	20-24	(a)
1971	W	18-17	(h)
1972	W	33-28	(a)
1974	W	30-9	(h)
1980	W	29-13	(h)
1982	W	24-10	(a)
1989	L	7-36	(h)
1990	L	45-62	(n)

IDAHO (5-0)

Home: 4-0 • Away: 1-0

1950	W	48-21	(h)
1956	W	41-0	(a)
1957	W	19-7	(h)
1964	W	14-0	(h)
1975	W	29-3	(h)

IDAHO STATE (1-0)

Home: 1-0 • Away: 1-0

2009	W	50-3	(h)
------	---	------	-----

ILLINOIS (3-1)

Home: 2-0 • Away: 1-1

1987	W	21-7	(a)
1988	W	21-16	(h)
2011	L	14-17	(a)
2012	W	45-14	(h)

IOWA (2-1)

Home: 1-0 • Away: 0-1 • Neutral: 1-0

1997	W	17-7	(n)
		(Sun Bowl)	
2003	L	2-21	(a)
2004	W	44-7	(h)

KANSAS STATE (5-1)

Home: 5-0 • Neutral: 0-1

1964	W	21-10	(h)
1970	W	35-13	(h)
1972	W	56-14	(h)
1982	W	30-7	(h)
1989	W	31-0	(h)
2002	L	27-34	(n)
		(Holiday Bowl)	

LAMAR (1-0)

Home: 1-0

1988	W	24-13	(h)
------	---	-------	-----

LOUISIANA-LAFAYETTE (1-0)

Home: 1-0

2001	W	63-27	(h)
------	---	-------	-----

LOUISIANA STATE (0-1)

Home: 0-1

2005	L	31-35	(h)
------	---	-------	-----

LOUISVILLE (1-2)

Home: 1-1 • Away: 0-1

1992	W	19-0	(h)
1993	L	17-35	(a)
1994	L	22-25	(h)

LOYOLA MARYMOUNT (0-6)

Home: 0-2 • Away: 0-4

1927	L	3-25	(a)
1929	L	6-21	(h)
1934	L	0-43	(a)
1935	L	3-7	(a)
1948	L	12-16	(a)
1949	L	7-27	(h)

MARQUETTE (1-0)

Home: 1-0

1958	W	42-18	(h)
------	---	-------	-----

MESA H.S. (1-1)

Home: 0-1 • Away: 1-0

1922	L	6-13	(h)
1923	W	24-6	(a)

MIAMI, (OH.) (0-1)

Neutral: 0-1

1951	L	21-34	(n)
		(Salad Bowl)	

MIAMI, (FLA.) (1-1)

Home: 0-1 • Away: 1-0

1994	L	10-47	(h)
1997	W	23-12	(a)

MICHIGAN (1-0)

Neutral: 1-0

1986	W	22-15	(n)
		(Rose Bowl)	

MICHIGAN STATE (1-1)

Home: 1-0 • Away: 0-1

1985	L	3-12	(a)
1986	W	20-17	(h)

MIDWESTERN (TEX.) STATE (1-1-1)

Home: 1-0-1 • Away: 0-1

1953	T	12-12	(h)
1954	L	7-14	(a)
1955	W	28-7	(h)

MINNESOTA (1-0)

Home: 1-0

1969	W	48-26	(h)
------	---	-------	-----

MISSOURI (3-4)

Home: 2-1 • Away: 0-3 • Neutral: 1-0

1972	W	49-35	(n)
		(Fiesta Bowl)	
1974	L	0-9	(a)
1977	L	0-15	(h)
1989	W	19-3	(h)
1990	L	9-30	(a)
2011	W	37-30 (ot)	(h)
2012	L	20-24	(a)

MONTANA STATE (2-0)

Home: 2-0

1957	W	53-13	(h)
1959	W	31-14	(h)

NAVY (1-0)

Home: 0-0 • Away 0-0 • Neutral 1-0

2012	W	62-28	(n)
		(Kraft Fight Hunger Bowl)	

SERIES CHRONOLOGY

NEBRASKA (2-6)

Home: 1-2 • Away: 0-4 • Neutral: 1-0

1975	W	17-14	(n)
(Fiesta Bowl)			
1987	L	28-35	(h)
1988	L	16-47	(a)
1991	L	9-18	(h)
1992	L	24-45	(a)
1995	L	28-77	(a)
1996	W	19-0	(h)
2002	L	10-48	(a)

NEVADA-RENO (1-2)

Home: 1-0 • Away: 0-2

1946	L	2-74	(a)
1947	L	13-33	(a)
2006	W	52-21	(h)

NEW MEXICO (24-5-1)

Home: 13-1-1 • Away: 11-4

1932	W	43-0	(h)
1933	W	26-13	(a)
1934	L	12-18	(h)
1935	L	0-13	(a)
1936	W	7-6	(h)
1937	L	7-15	(a)
1938	L	0-21	(a)
1939	W	28-6	(h)
1940	W	13-6	(a)
1941	T	0-0	(h)
1942	L	7-35	(a)
1947	W	25-12	(a)
1948	W	28-17	(h)
1949	W	28-19	(a)
1950	W	41-6	(h)
1965	W	27-14	(h)
1966	W	28-7	(h)
1967	W	56-23	(a)
1968	W	63-28	(h)
1969	W	48-17	(a)
1970	W	33-21	(h)
1971	W	60-28	(a)
1972	W	60-7	(h)
1973	W	67-24	(a)
1974	W	41-7	(h)
1975	W	16-10	(a)
1976	W	31-15	(h)
1977	W	45-24	(a)
2014	W	58-23	(a)
2015	W	34-10	(h)

NEW MEXICO STATE (21-7-1)

Home: 15-4 • Away: 6-3-1

1930	L	0-7	(a)
1931	W	25-6	(h)
1932	W	7-6	(a)
1933	W	19-7	(h)
1934	T	7-7	(a)
1935	L	6-7	(a)
1936	L	6-20	(h)
1937	L	0-14	(a)
1938	L	12-14	(h)
1939	W	7-0	(a)
1940	W	42-6	(h)
1941	W	19-14	(a)
1942	W	20-0	(h)
1946	W	14-7	(a)
1947	W	33-12	(h)
1948	W	52-7	(a)
1949	W	68-32	(h)
1950	W	49-0	(h)
1951	W	46-0	(h)
1955	W	26-6	(h)
1956	W	28-7	(a)
1957	W	21-0	(h)
1958	W	23-19	(h)
1959	W	35-31	(h)
1960	L	24-27	(h)
1962	W	45-20	(h)
1963	W	14-13	(h)
1997	W	41-10	(h)
1999	L	7-35	(h)

NORTH CAROLINA (2-1)

Home: 0-1 • Away: 1-0 • Neutral: 1-0

1970	W	48-26	(n)
(Peach Bowl)			
2002	L	35-38	(h)
2003	W	33-31	(a)

NORTH CAROLINA STATE (1-1)

Home: 1-1

1960	W	25-22	(h)
1974	L	14-35	(h)

NORTH DAKOTA (1-0)

Home: 1-0

1940	W	30-12	(h)
------	---	-------	-----

NORTH TEXAS (4-1)

Home: 3-1 • Away: 1-0

1953	W	14-0	(a)
1954	L	13-20	(h)
1956	W	27-7	(h)
1996	W	52-7	(h)
1998	W	34-15	(h)

NORTHERN ARIZONA (22-14-4)

Home: 15-6-2 • Away: 7-8-2

1915	W	72-3	(a)
1916	L	6-20	(a)
1924	W	20-16	(h)
1925	W	3-0	(a)
1926	W	14-0	(h)
1927	L	0-19	(a)
1928	L	6-27	(h)
1929	L	0-31	(a)
	L	0-27	(h)
1930	T	0-0	(a)
	L	6-7	(a)
1931	W	20-6	(a)
	L	6-13	(h)
1932	T	6-6	(a)
	L	6-20	(h)
1933	L	0-13	(a)
	L	0-6	(h)
1934	W	21-0	(a)
	W	6-0	(h)
1935	W	6-0	(a)
	T	0-0	(h)
1936	L	0-19	(a)
	L	7-13	(a)
1937	L	0-7	(h)
1938	L	13-19	(a)
1939	W	41-6	(h)
1940	W	12-0	(a)
1941	W	33-0	(h)
1942	W	14-2	(a)
1946	T	13-13	(h)
1947	W	31-7	(h)
1948	W	40-0	(h)
1949	W	62-6	(h)
1950	W	63-0	(h)
2003	W	34-14	(h)
2006	W	35-14	(h)
2008	W	30-13	(h)
2010	W	41-20	(h)
2012	W	63-6	(h)
2016	W	44-13	(h)

NORTHERN COLORADO (2-0)


Home: 1-0 • Away: 1-0

1940	W	41-0	(h)
1941	W	6-0	(a)

NORTHWESTERN (4-0)

Home: 2-0 • Away: 2-0

1977	W	35-3	(h)
1978	W	56-14	(a)
2004	W	30-21	(a)
2005	W	52-21	(h)



Linebacker Derrick Rodgers tackles a Nebraska player during the historic 1996 game where the Sun Devils defeated the No. 1-ranked Cornhuskers 19-0.

NOTRE DAME (1-3)

Home: 1-1 • Away: 0-2

1998	L	9-28	(h)
1999	L	17-48	(a)
2013	L	34-37	(a)
2014	W	55-31	(h)

OHIO STATE (0-2)

Neutral: 0-1

1980	L	21-38	(a)
1996	L	17-20	(n)

OKLAHOMA (1-0)

Neutral: 1-0

1983	W	32-21	(n)
(Fiesta Bowl)			

OKLAHOMA STATE (2-1)

Home: 1-1 • Away: 1-0

1984	L	3-45	(h)
1991	W	30-3	(a)
1993	W	12-10	(h)

OREGON (16-16)

Home: 8-7 • Away: 8-9

1966	W	14-10	(h)
1973	W	26-20	(a)
1980	W	42-37	(h)
1981	W	24-0	(h)
1982	W	34-3	(a)
1984	W	44-10	(a)
1986	W	37-17	(a)
1987	W	37-13	(h)
1988	W	21-20	(a)
1989	L	7-27	(h)
1990	L	7-27	(a)
1991	W	24-21	(h)
1992	L	20-30	(a)
1993	L	36-45	(h)
1994	L	10-34	(a)
1995	W	35-24	(a)
1996	W	48-27	(h)
1997	W	52-31	(h)
1998	L	19-51	(a)
1999	L	17-20	(a)
2000	L	55-56 (20T)	(h)
2001	L	24-42	(a)
2002	W	45-42	(a)
2003	W	59-14	(h)
2004	W	28-13	(a)
2005	L	17-31	(h)
2006	L	13-48	(h)
2007	L	23-35	(a)
2008	L	20-54	(h)
2009	L	21-44	(a)
2010	L	31-42	(h)
2011	L	27-41	(a)

2012	L	21-43	(h)
2015	L	55-61 (30T)	(h)
2016	L	35-54	(a)

OREGON STATE (27-13-1)

Home: 20-4 • Away: 7-9-1

1961	W	24-23	(h)
1966	L	17-18	(h)
1967	L	21-27	(h)
1968	L	9-28	(a)
1969	L	7-30	(h)
1971	L	18-24	(a)
1972	W	38-7	(h)
1973	W	44-14	(h)
1977	W	33-31	(h)
1978	W	44-22	(a)
1979*	W	45-0	(a)
1980	W	42-14	(h)
1982	W	30-16	(h)
1983	W	38-3	(h)
1984	W	45-10	(h)
1987	W	30-21	(a)
1988	W	30-24	(h)
1989	T	17-17	(a)
1990	W	34-9	(h)
1991	W	24-7	(a)
1992	W	40-13	(h)
1993	L	14-30	(a)
1994	W	22-16	(h)
1995	W	20-11	(h)
1996	W	29-14	(a)
1997	W	13-10	(a)
1998	W	24-3	(h)
2001	W	41-24	(h)
2002	W	13-9	(h)
2003	L	17-45	(a)
2004	W	27-14	(h)
2005	W	42-24	(a)
2006	L	10-44	(a)
2007	W	44-32	(h)
2008	L	25-27	(a)
2009	L	17-28	(h)
2010	L	28-31	(a)
2011	W	35-20	(h)
2012	L	26-36	(a)
2013	W	30-17	(h)
2014	L	27-35	(a)

*Later forfeited

PACIFIC (8-1)

Home: 8-0 • Away: 0-1

1956	W	19-6	(h)
1957	W	41-0	(h)
1958	L	16-34	(a)
1975	W	55-14	(h)
1978	W	42-7	(h)
1980	W	37-9	(h)
1985	W	27-0	(h)
1987	W	31-12	(h)
1992	W	39-5	(h)

SERIES CHRONOLOGY

PENN STATE (0-1)

Neutral: 0-1

1977	L	30-42	(n)
(Fiesta Bowl)			

PEPPERDINE (3-1)

Home: 2-0 • Away: 1-1

1946	W	13-12	(h)
1947	L	6-27	(a)
1948	W	33-7	(h)
1949	W	33-13	(a)

PHOENIX UNION H.S. (9-5-1)

Home: 3-3-1 • Away: 6-2

1899	W	6-0	(a)
1900	L	0-5	(h)
	W	5-0	(a)
1902	W	39-0	(h)
1903	W	18-0	(a)
1904	W	15-0	(h)
	W	30-0	(a)
1905	L	0-5	(h)
1914	L	9-13	(a)
1915	W	14-7	(h)
1919	L	3-45	(a)
1922	T	13-13	(h)
1923	L	0-19	(h)
1924	W	24-0	(a)
1925	W	18-6	(a)

PHOENIX COLLEGE (5-3)

Home: 3-1 • Away: 2-2

1922	L	0-12	(h)
	L	12-36	(a)
1923	L	2-57	(a)
1924	W	30-6	(h)
1925	W	32-0	(a)
1926	W	28-7	(h)
1927	W	46-0	(h)
1928	W	51-0	(a)

PHOENIX COLLEGE ALUMNI (0-1)

Home: 0-1

1924	L	3-27	(h)
------	---	------	-----

PHOENIX INDIANS (11-6-1)

Home: 8-5-1 • Away: 3-1

1897	L	20-38	(h)
1899	W	6-0	(h)
1902	W	34-0	(h)
1903	W	15-0	(h)

1904	W	24-0	(h)
	W	47-0	(h)

1905	L	8-17	(h)
1906	L	6-17	(h)
1914	L	6-24	(h)
	W	34-7	(h)

1915	L	7-19	(h)
1923	W	47-0	(a)
	W	19-14	(h)

1924	W	13-10	(a)
1925	W	11-7	(a)
1926	T	0-0	(h)
1927	L	0-6	(a)
1928	W	19-6	(h)

PHOENIX INDIANS' ALUMNI (1-1)

Home: 1-1

1915	W	32-0	(h)
1916	L	7-25	(h)

PITTSBURGH (1-0)

Neutral: 1-0

1973	W	28-7	(n)
(Fiesta Bowl)			

PORTLAND (0-1)

Home: 0-1

1946	L	0-13	(h)
------	---	------	-----

PORTLAND STATE (1-0)

Home: 1-0

2010	W	54-9	(h)
------	---	------	-----

PRESCOTT H.S. (1-1)

Away: 1-1

1914	W	10-7	(a)
1916	L	0-6	(a)

PURDUE (1-0)

Neutral: 1-0

2004	W	27-23	(n)
(Sun Bowl)			

RUTGERS (2-0)

Neutral: 2-0

1978	W	34-18	(n)
(Garden State Bowl)			
2005	W	45-40	(n)
(Insight Bowl)			

SACATON INDIANS (4-0)

Home: 3-0 • Away: 1-0

1924	W	54-0	(h)
1925	W	55-0	(h)
1926	W	35-0	(a)
1931	W	66-0	(h)

SACRAMENTO J.C. (0-1)

Away: 0-1

1930	L	0-49	(a)
------	---	------	-----

SACRAMENTO STATE (1-0)

Home: 1-0

2013	W	55-0	(h)
------	---	------	-----

SAN DIEGO MARINES (0-3)

Away: 0-3

1933	L	0-26	(a)
1937	L	0-7	(a)
1939	L	0-18	(a)

SAN DIEGO NAVY (1-2)

Home: 1-2

1952	L	13-35	(h)
1953	L	14-19	(h)
1955	W	42-0	(h)

SAN DIEGO STATE (10-0-1)

Home: 4-0 • Away: 6-0-1

1934	W	14-6	(a)
1939	W	20-0	(a)
1950	W	31-13	(h)
1951	T	27-27	(a)
1955	W	46-0	(a)
1956	W	61-0	(h)
1957	W	66-0	(a)
2000	W	10-7	(a)
2001	W	38-7	(h)
2002	W	39-28	(a)
2007	W	34-14	(h)

SAN FRANCISCO (0-1)

Away: 0-1

1942	L	6-54	(a)
------	---	------	-----

SAN JOSE STATE (19-11)

Home: 14-5 • Away: 5-6

1936	L	6-33	(a)
1937	L	6-25	(h)
1988	L	7-18	(a)

1951	L	14-21	(h)
------	---	-------	-----

1953	W	35-20	(a)
------	---	-------	-----

1954	L	12-19	(h)
------	---	-------	-----

1955	L	20-27	(a)
------	---	-------	-----

1956	W	47-13	(h)
------	---	-------	-----

1957	W	44-6	(a)
------	---	------	-----

1958	L	20-21	(h)
------	---	-------	-----

1959	L	15-24	(a)
------	---	-------	-----

1960	L	7-12	(h)
------	---	------	-----

1961	L	26-32	(a)
------	---	-------	-----

1962	W	44-8	(h)
------	---	------	-----

1963	W	21-19	(a)
------	---	-------	-----

1964	W	28-16	(h)
------	---	-------	-----

1965	L	14-21	(a)
------	---	-------	-----

1967	W	27-16	(h)
------	---	-------	-----

1968	W	66-0	(h)
------	---	------	-----

1969	W	45-11	(a)
------	---	-------	-----

1970	W	46-10	(h)
------	---	-------	-----

1971	W	49-6	(a)
------	---	------	-----

1972	W	51-21	(h)
------	---	-------	-----

1973	W	28-3	(h)
------	---	------	-----

1981	W	31-24	(h)
------	---	-------	-----

1983	W	24-17	(h)
------	---	-------	-----

1984	W	48-0	(h)
------	---	------	-----

1989	W	28-21	(h)
------	---	-------	-----

2001	W	53-15	(h)
------	---	-------	-----

2007	W	45-3	(h)
------	---	------	-----

SANTA ANA AFB (0-1)

Home: 0-1

1942	L	0-13	(h)
------	---	------	-----

SHERMAN INDIANS (0-0-1)

Home: 0-0-1

1924	T	12-12	(h)
------	---	-------	-----

SOUTHERN CALIFORNIA (12-21)

Home: 7-10 • Away: 5-11

1978	W	20-7	(h)
------	---	------	-----

1980	L	21-23	(a)
------	---	-------	-----

1982	W	17-10	(h)
------	---	-------	-----

1983	W	34-14	(a)
------	---	-------	-----

1984	L	3-6	(h)
------	---	-----	-----

1985	W	24-0	(h)
------	---	------	-----

1986	W	29-20	(a)
------	---	-------	-----

1988	L	0-50	(h)
------	---	------	-----

1990	L	6-13	(h)
------	---	------	-----

1991	W	32-25	(a)
------	---	-------	-----

1992	L	13-23	(h)
------	---	-------	-----

1995	L	0-31	(a)
------	---	------	-----

1996	W	48-35 (20T)	(h)
------	---	-------------	-----

1997	W	35-7	(h)
------	---	------	-----

The 2002 Sun Devil football team celebrates their 39-28 victory over San Diego State.



SERIES CHRONOLOGY

1998	L	24-35	(a)
1999	W	26-16	(a)
2000	L	38-44 (20T)	(h)
2001	L	17-48	(a)
2002	L	13-34	(a)
2003	L	17-37	(h)
2004	L	7-45	(a)
2005	L	28-38	(h)
2006	L	21-28	(a)
2007	L	24-44	(h)
2008	L	0-28	(a)
2009	L	9-14	(h)
2010	L	33-34	(a)
2011	W	43-22	(h)
2012	L	17-38	(a)
2013	W	62-41	(h)
2014	W	38-34	(a)
2015	L	14-42	(h)
2016	L	20-41	(a)

SOUTHERN METHODIST (1-0)

Home: 1-0

1986	W	30-0	(h)
------	---	------	-----

STANFORD (17-13)

Home: 11-5 • Away: 6-8

1978	L	14-21	(h)
1979	L	21-28	(a)
1981	W	62-36	(a)
1982	W	21-17	(h)
1983	W	29-11	(h)
1984	W	28-10	(a)
1985	W	21-14	(h)
1988	L	3-24	(a)
1989	W	30-22	(h)
1993	W	38-30	(a)
1994	W	36-35	(h)
1995	L	28-30	(h)
1996	W	41-9	(a)
1997	W	31-14	(a)
1998	W	44-380T	(h)
1999	L	30-50	(h)
2000	L	7-29	(a)
2001	L	28-51	(a)
2002	W	65-24	(h)
2003	L	27-38	(a)
2004	W	34-31	(h)
2005	L	35-45	(a)
2006	W	38-3	(h)
2007	W	41-3	(a)
2008	W	41-17	(h)
2009	L	14-33	(a)
2010	L	13-17	(h)
2013	L	28-42	(a)
2013	L	14-38	(n)
2014	W	26-10	(h)

TEMPE H.S. (1-2)

Home: 1-2

1905	L	0-6	(h)
1906	L	0-5	(h)
1914	W	12-6	(h)

TEMPLE (1-0)

Home: 1-0

2005	W	63-16	(h)
------	---	-------	-----

TEXAS (0-1)

Neutral: 0-1

2007	L	34-52	(n)
------	---	-------	-----

(Holiday Bowl)

TEXAS A&I (0-1)

Home: 0-1

1941	L	7-35	(h)
------	---	------	-----

TEXAS A&M (0-1)

Neutral: 0-1

2015	L	17-38	(n)
------	---	-------	-----

TEXAS CHRISTIAN (2-0)

Home: 1-0 • Away: 1-0

1974	W	37-7	(h)
1975	W	33-10	(a)

TEXAS EL-PASO (33-13-3)

Home: 21-5 • Away: 12-8-3

1925	L	12-27	(a)
1927	T	0-0	(a)
1928	T	0-0	(a)
1929	L	7-31	(a)
1930	L	6-19	(a)
1931	L	13-27	(a)
1932	W	15-14	(h)
1935	W	14-0	(h)
1936	W	19-0	(a)
1937	L	0-19	(h)

1938	L	6-14	(a)
1939	W	27-7	(h)
1940	T	0-0	(a)
1941	L	0-28	(h)
1942	L	6-40	(a)
1946	L	20-34	(h)
1947	L	0-21	(a)
1951	W	23-13	(a)
1952	W	39-0	(h)
1953	L	27-28	(a)
1954	W	34-27	(h)
1955	W	20-13	(a)
1956	L	0-28	(h)
1957	W	43-7	(h)
1958	W	27-0	(h)
1959	W	20-7	(a)
1960	W	24-0	(h)
1961	W	48-28	(a)
1962	W	35-7	(h)
1963	W	27-0	(a)
1964	W	42-13	(h)
1965	W	28-20	(a)
1966	W	30-26	(h)
1967	W	33-32	(h)
1968	W	31-19	(h)
1969	W	42-19	(a)
1970	W	42-13	(a)
1971	W	24-7	(h)
1972	W	55-14	(a)
1973	W	54-13	(a)
1974	L	27-31	(h)
1975	W	24-6	(h)
1976	W	23-6	(a)
1977	W	66-3	(h)
1978	W	27-0	(h)
1982	W	37-6	(h)
1987	W	35-16	(h)
1995	W	45-20	(h)
2004	W	41-9	(h)

TEXAS SAN ANTONIO (1-0)

Away: 1-0

2016*	W	32-28	(a)
-------	---	-------	-----

TEXAS TECH (2-1)

Home: 2-0 • Neutral: 0-1

1999	W	31-13	(h)
2013	L	23-37	(n)
2016	W	68-55	(h)

TOLEDO (1-0)

Home: 1-0

1979*	W	49-0	(h)
-------	---	------	-----

UCLA (13-19-1)

Home: 6-10 • Away: 7-9-1

1976	L	10-28	(h)
1979	L	28-31	(a)
1980	L	14-23	(h)
1981	L	24-34	(a)
1983	T	26-26	(a)
1984	L	13-21	(h)
1985	L	17-40	(a)
1986	W	16-9	(a)
1987	L	23-31	(h)
1989	L	14-33	(a)
1991	L	16-21	(h)
1992	W	20-0	(a)
1993	W	9-3	(a)
1994	L	23-59	(h)
1995	W	37-33	(h)
1996	W	42-34	(a)
1999	W	28-27	(h)
2000	L	31-38	(a)
2001	L	42-52	(a)
2003	L	13-20	(a)
2004	W	48-42	(h)
2005	L	35-45	(a)
2006	L	12-24	(h)
2007	W	24-20	(a)
2008	W	34-9	(h)
2009	L	13-23	(a)
2010	W	55-34	(h)
2011	L	28-29	(a)
2012	L	43-45	(h)
2013	W	38-33	(a)
2014	L	27-62	(h)
2015	W	38-23	(a)
2016	W	23-20	(h)

ULM (1-0)

Home: 0-1

2009	W	38-14	(h)
------	---	-------	-----

UNLV (0-1)

Home: 0-1

2008	L	20-23	(h)
------	---	-------	-----

UTAH (20-8)

Home: 15-4 • Away: 5-4

1961	L	26-28	(h)
1962	W	35-7	(h)
1963	W	30-22	(h)
1964	L	3-16	(a)
1966	L	6-21	(h)
1967	W	49-32	(a)
1968	W	59-21	(h)
1969	L	23-24	(a)
1970	W	37-14	(h)
1971	W	41-21	(a)
1972	W	59-48	(h)
1973	L	31-36	(a)
1974	W	32-0	(h)
1975	W	40-20	(h)
1976	L	28-31	(h)
1977	W	47-19	(a)
1981	W	52-10	(h)
1982	W	23-10	(h)
1985	W	34-27	(h)
1986	W	52-7	(h)
1991	W	21-15	(h)
1993	W	38-0	(h)
2011	W	35-14	(a)
2012	W	37-7	(h)
2013	W	20-19	(a)
2014	W	19-16	(h)
2015	L	18-34	(a)
2016	L	26-49	(h)

UTAH STATE (11-2)

Home: 10-1 • Away: 1-1

1948	L	17-22	(a)
1949	W	27-12	(h)

1950	W	28-0	(h)
1951	W	33-27	(a)
1959	W	34-12	(h)
1962	W	34-15	(h)
1964	W	24-8	(h)
1965	L	0-13	(h)
1979*	W	28-14	(h)
1983	W	39-12	(h)
1985	W	42-10	(h)
2000	W	44-20	(h)
2003	W	26-16	(h)

WAKE FOREST (0-1)

Neutral: 0-1

1999	L	3-23	(n)
------	---	------	-----

(Aloha Bowl)

WASHINGTON (19-15)

Home: 12-7 • Away: 7-8

1975	W	35-12	(h)
1978	L	7-41	(a)
1979*	W	12-7	(h)
1980	L	0-25	(a)
1981	W	26-7	(a)
1982	L	13-17	(h)
1985	W	36-7	(h)
1986	W	34-21	(h)
1987	L	14-27	(a)
1988	L	0-10	(h)
1989	W	34-32	(a)
1990	L	14-42	(h)
1991	L	16-44	(a)
1992	L	7-31	(h)
1993	W	32-17	(h)
1994	L	14-35	(a)
1995	L	20-23	(a)
1996	W	45-42	(h)
1997	L	14-26	(a)
1998	L	38-42	(h)
1999	W	28-7	(a)
2000	L	15-21	(h)
2001	L	31-33	(h)
2002	W	27-16	(h)
2005	W	44-20	(h)
2006	W	26-23	(a)
2007	W	44-20	(h)
2008	W	39-19	(a)
2009	W	24-17	(h)
2010	W	24-14	(a)
2013	W	53-24	(h)
2014	W	24-10	(a)
2015	W	27-17	(h)
2016	L	18-44	(a)

WASHINGTON STATE (24-14-2)

Home: 17-5-2 • Away: 10-9

1960	W	24-21	(h)
1962	T	24-24	(h)
1965	W	7-6	(h)
1966	L	15-24	(a)
1967	W	31-20	(a)
1968	W	41-14	(h)
1970	W	37-30	(h)
1973	W	20-9	(h)
1978	L	26-51	(a)
1979*	W	28-17	(h)
1980	W	27-21	(h)
1981	L	21-24	(a)
1983	L	21-31	(h)
1985	W	21-16	(a)
1986	T	21-21	(h)
1987	W	38-7	(h)
1988	W	31-28	(a)
1989	W	44-39	(h)
1990	W	51-26	(a)
1991	L	3-17	(h)
1992	L	18-20	(a)
1993	L	25-44	(a)
1994	L	21-28	(h)

SERIES CHRONOLOGY

1997	W	44-31	(h)
1998	W	38-28	(a)
1999	W	33-21	(h)
2000	W	23-20 (OT)	(a)
2001	L	16-28	(h)
2002	L	22-44	(a)
2003	L	19-34	(a)
2004	W	45-28	(h)
2005	W	27-24	(a)
2006	W	47-14	(h)
2007	W	23-20	(a)
2008	W	31-0	(h)
2009	W	27-14	(a)
2010	W	42-0	(h)
2011	L	27-37	(a)
2012	W	46-7	(h)
2013	W	55-21	(a)
2014	W	52-31	(h)
2015	L	24-38	(a)
2016	L	32-37	(h)

WAYNE STATE (1-0)

Home: 1-0

1951	W	50-6	(h)
------	---	------	-----

WEBER STATE (1-0)

Home: 1-0

2014	W	45-14	(h)
------	---	-------	-----

WEST TEXAS STATE (13-7)

Home: 9-4 • Away: 4-3

1939	W	19-0	(h)
1940	W	19-13	(a)
1941	L	7-13	(h)
1942	L	0-28	(a)
1946	L	0-7	(h)
1947	L	7-35	(a)
1951	W	34-0	(h)
1952	W	48-14	(h)
1953	W	39-20	(h)
1954	W	21-14	(h)
1955	W	27-7	(h)
1958	W	16-13	(h)
1959	W	43-22	(h)
1960	W	14-3	(a)
1961	W	28-11	(a)
1962	L	14-15	(h)
1963	W	24-16	(h)
1964	W	34-8	(a)
1965	L	14-22	(a)
1966	L	20-21	(h)

WEST VIRGINIA (1-1)

Home: 1-0 • Neutral: 0-1

1979	W	42-7	(h)
2015	L	42-43	(n)

(Cactus Bowl)

WESTERN STATE (1-0)

Home: 1-0

1948	W	23-0	(h)
------	---	------	-----

WHITTIER (3-2-1)

Home: 1-1-1 • Away: 2-1

1932	L	0-26	(h)
1933	L	0-27	(a)
1936	W	12-0	(a)
1937	T	6-6	(h)
1938	W	21-0	(a)
1939	W	28-0	(h)

WICHITA STATE (9-2-1)

Home: 7-1 • Away: 2-1-1

1946	L	19-34	(a)
1955	T	20-20	(a)
1956	W	37-9	(h)
1957	W	28-0	(a)
1961	W	21-7	(h)
1962	W	21-10	(a)
1963	L	13-33	(h)
1964	W	24-18	(h)
1965	W	8-6	(h)
1981	W	33-21	(h)
1983	W	44-14	(h)
1986	W	52-6	(h)

WILLIAMS AFB (0-0-1)

Home: 0-0-1

1947	T	6-6	(h)
------	---	-----	-----

WISCONSIN (3-1)

Home: 2-0 • Away: 1-1

1967	W	42-16	(a)
1968	W	55-7	(h)
2010	L	19-20	(a)
2013	W	32-30	(h)

WYOMING (9-6)

Home: 7-2 • Away: 2-4

1951	L	7-20	(h)
1963	W	35-6	(h)
1965	W	14-10	(h)
1966	L	6-23	(a)
1967	L	13-15	(h)
1968	L	13-27	(a)
1969	W	30-14	(h)
1970	W	52-3	(a)
1971	W	52-19	(h)
1972	L	43-45	(a)
1973	W	47-0	(h)
1974	W	16-10	(a)
1975	W	21-20	(h)
1976	L	10-13	(a)
1977	W	45-0	(h)

XAVIER (0-1)

Neutral: 0-1

1950	L	21-33	(n)
------	---	-------	-----

(Salad Bowl)

*Later forfeited

#83 Kody Kohl leads the Sun Devils out onto the field before their 34-10 win over New Mexico in 2015.



HEAD COACHES



Fred Irish
1897-1906

W-L-T: 12-8-0
Pct.: .600

Year	W	L	T
1897	0	1	0
1898	-	-	-
1899	3	0	0
1900	1	1	0
1901	-	-	-
1902	2	1	0
1903	2	0	0
1904	4	0	0
1905	0	3	0
1906	0	2	0
1907-13	No Varsity		

Fred Irish served as Arizona State University's first head football coach, leading the team from 1897 to 1906. Also called "Cap" by students, he served as the school's first athletic director for 17 years.



George Schaeffer
1914-1916

W-L-T: 7-8-0
Pct.: .467

Year	W	L	T
1914	4	3	0
1915	3	2	0
1916	0	3	0
1917-18	No Varsity		

George Schaeffer served as head football coach during the early World War I era, beginning from 1914 and finishing his last season in 1916. During his tenure, he coached the Sun Devils to two winning seasons.

ARIZONA STATE CONFERENCE HISTORY

Years	Conference
1897-1930	Independent
1931-1961	Border Conference
1962-1977	Western Athletic Conference
1978-present	Pac-12 Conference

Conference championships in maroon
* - conference finishes not found records
^ - ASU was a member of the Western Athletic Conference but did not play enough conference games to appear in the league standings from 1962-64.



George Cooper
1919

W-L-T: 0-2-0
Pct.: .000

Year	W	L	T
1919	0	2	0
1920-21	No Varsity		

George Cooper led the Sun Devil football program during the breakout of the Jazz Age in 1919.



Ernest Wills
1922

W-L-T: 0-3-1
Pct.: .125

Year	W	L	T
1922	0	3	1

Ernest Wills' first and only tenure as head football coach came during the team's return to varsity status. He also was head coach for the Sun Devil basketball and baseball teams.



Aaron McCreary
1923-1929

W-L-T: 25-17-4
Pct.: .587

Year	W	L	T
1923	4	2	0
1924	6	1	1
1925	6	2	0
1926	4	1	1
1927	2	3	1
1928	3	2	1
1929	0	6	0

Aaron McCreary led the football program for seven seasons compiling a 25-17-4 record. He also was a former Sun Devil football, basketball and baseball player.




Ted Shipkey
1930-1932

W-L-T: 12-10-2
Pct.: .542

Ted Shipkey began his three-year tenure as head football coach at the height of the Great Depression era from 1930-32.

Year	Overall			Conference			
	W	L	T	W	L	T	Finish
1930	3	5	1	-	-	-	-
1931	6	2	0	2	2	0	1st
1932	3	3	1	2	2	1	*



Rudy Lavik
1933-1937

W-L-T: 13-26-3
Pct.: .345

Rudy Lavik's time as head coach saw the arrival of ASU's first African-American football player, Emerson Harvey.

Year	Overall			Conference			
	W	L	T	W	L	T	Finish
1933	3	5	0	1	3	0	*
1934	4	3	1	2	2	0	*
1935	2	5	1	2	2	1	*
1936	4	5	0	2	3	0	*



Dixie Howell
1938-1941

W-L-T: 23-15-4
Pct.: .595

Under Dixie Howell's career as head football coach, the Sun Devils made back-to-back appearances in the Sun Bowl (1939-40).

Year	Overall			Conference			
	W	L	T	W	L	T	Finish
1938	3	6	0	0	4	0	*
1939	8	2	1	4	1	0	1st
1940	7	2	2	3	1	1	1st
1941	5	5	1	1	4	1	*



Hilman Walker
1942

W-L-T: 2-8-0
Pct.: .200

Hilman Walker was promoted to head football coach after serving as assistant coach to Dixie Howell for four seasons.

Year	Overall			Conference			
	W	L	T	W	L	T	Finish
1942	2	8	0	1	4	0	*




Steve Couthie
1946

W-L-T: 2-7-2
Pct.: .273

Steve Couthie became head coach for the Sun Devils after varsity football resumed following World War II.

Year	Overall			Conference			
	W	L	T	W	L	T	Finish
1946	2	7	2	0	4	1	*



Ed Doherty
1947-1950

W-L-T: 25-17-0
Pct.: .595

As head football coach for 4 seasons, Ed Doherty led the team to back-to-back Salad Bowl appearances (1949-50). He was also given the nickname "The Brain" during his playing days at Boston College.

Year	Overall			Conference			
	W	L	T	W	L	T	Finish
1947	4	7	0	2	4	0	*
1948	5	5	0	2	2	0	*
1949	7	3	0	3	1	0	*
1950	9	2	0	3	1	0	*

HEAD COACHES



Larry Siemering
1951

W-L-T: 6-3-1
Pct.: .650

In his first and only season as head coach, Larry Siemering led the team to a 6-3 record. He was a former player for the Boston Redskins and was considered as the oldest surviving professional football player at the time of his death at age 98.

Year	Overall			Conference			
	W	L	T	W	L	T	Finish
1951	6	3	1	3	1	0	*



Clyde Smith
1952-1954

W-L-T: 15-13-1
Pct.: .534

Clyde Smith coached the Sun Devil football team from 1952-54 and finished with a 15-13-1 record. The player who has the highest GPA on the team is given an academic award in his name.

Year	Overall			Conference			
	W	L	T	W	L	T	Finish
1952	6	3	0	4	0	0	1st
1953	4	5	1	2	3	0	*
1954	5	5	0	3	1	0	*



Dan Devine
1955-1957

W-L-T: 27-3-1
Pct.: .887

During Dan Devine's three-year tenure as head football coach, the team never saw a losing record. Devine also served as the executive director of the Sun Angel Foundation for seven years.

Year	Overall			Conference			
	W	L	T	W	L	T	Finish
1955	8	2	1	3	1	0	*
1956	9	1	0	2	1	0	*
1957	10	0	0	3	0	0	1st



Frank Kush
1958-1979

W-L-T: 176-54-1
Pct.: .764

Frank Kush is considered as Arizona State University's most winningest head coach with 176 victories. In the 22 seasons under his helm, the team saw two undefeated seasons, 9 conference championships and a 6-1 bowl record.

Year	Overall			Conference			
	W	L	T	W	L	T	Finish
1958	7	3	0	3	1	0	*
1959	10	1	0	5	0	0	1st
1960	7	3	0	3	2	0	*
1961	7	3	0	3	1	0	1st
1962	7	2	1	1	1	0	^
1963	8	1	0	3	0	0	^
1964	8	2	0	0	2	0	^
1965	6	4	0	3	1	0	2nd
1966	5	5	0	3	2	0	3rd
1967	8	2	0	4	1	0	2nd
1968	8	2	0	5	1	0	2nd
1969	8	2	0	6	1	0	1st
1970	11	0	0	7	0	0	1st
1971	11	1	0	7	0	0	1st
1972	10	2	0	5	1	0	1st
1973	11	1	0	6	1	0	2nd
1974	7	5	0	4	3	0	3rd
1975	12	0	0	7	0	0	1st
1976*	4	7	0	3	2	0	3rd
1977	9	3	0	6	1	0	1st
1978	9	3	0	4	3	0	4th
1979	6	6	0	3	4	0	7th



Darryl Rogers
1980-1984

W-L-T: 37-18-1
Pct.: .670

Darryl Rogers served as head football coach for five seasons in which the team saw a Fiesta Bowl victory after defeating Oklahoma 32-21. Following his career as a Sun Devil, he became head coach of the Detroit Lions for three seasons.

Year	Overall			Conference			
	W	L	T	W	L	T	Finish
1980	7	4	0	5	3	0	4th
1981	9	2	0	5	2	0	2nd
1982	10	2	0	5	2	0	2nd
1983	6	4	1	3	3	1	6th
1984	5	6	0	3	4	0	6th




John Cooper
1985-1987

W-L-T: 25-9-2
Pct.: .722

Under John Cooper's leadership as head football coach, the Sun Devils appeared in their first Rose Bowl in which they would go on to defeat Michigan 22-15.

Year	Overall			Conference			
	W	L	T	W	L	T	Finish
1985	8	4	0	5	2	0	3rd
1986	10	1	1	5	1	1	1st
1987	7	4	1	3	3	1	4th



HISTORY

HEAD COACHES



Larry Marmie
1988-1991

W-L-T: 22-21-1
Pct.: .511

Year	Overall			Conference			
	W	L	T	W	L	T	Finish
1988	6	5	0	3	4	0	5th
1989	6	4	1	3	3	1	5th
1990	4	7	0	2	5	0	8th
1991	6	5	0	4	4	0	5th

Larry Marmie served as the head football coach at Arizona State University from 1988 to 1991. Marmie, who was elevated to the head-coaching job from defensive coordinator after John Cooper left, compiled a four-year record of 22-21-1. He is currently a defensive backs coach for the Tampa Bay Buccaneers of the National Football League and has been coaching in the professional ranks since 1996.



Bruce Snyder
1992-2000

W-L-T: 58-45-0
Pct.: .563

Bruce Snyder's nine seasons as head football coach is considered as the program's second longest tenure, only behind Frank Kush. He led the team to four bowl games including its second Rose Bowl.

Year	Overall			Conference			
	W	L	T	W	L	T	Finish
1992	6	5	0	4	4	0	6th
1993	6	5	0	4	4	0	6th
1994	3	8	0	2	6	0	10th
1995	6	5	0	4	4	0	7th
1996	11	1	0	8	0	0	1st
1997	9	3	0	6	2	0	3rd
1998	5	6	0	4	4	0	6th
1999	6	6	0	5	3	0	4th
2000	6	6	0	3	5	0	6th



Dirk Koetter
2001-2006

W-L-T: 40-34-0
Pct.: .541

Year	Overall			Conference			
	W	L	T	W	L	T	Finish
2001	4	7	0	1	7	0	9th
2002	8	6	0	5	3	0	3rd
2003	5	7	0	2	6	0	T8th
2004	9	3	0	5	3	0	T3rd
2005	7	5	0	4	4	0	T4th
2006	7	6	0	4	5	0	T5th

Dirk Koetter was Arizona State's head coach from 2001 to 2006. He compiled a 40-34 record, and led the Sun Devils to four winning seasons in six years. Under Koetter, the Sun Devils became known for a vertical passing attack.



HEAD COACHES



Dennis Erickson
2007-2011

W-L-T: 31-31-0
Pct.: .500

In Dennis Erickson's first season as head coach, he led the team to a 10-3 record and would go on to share the Pac-10 Champion title with USC. He was also named as the Pac-10 Coach of the Year.

Year	Overall			Conference		
	W	L	T	W	L	T Finish
2007	10	3	0	7	2	0 11st
2008	5	7	0	4	5	0 6th
2009	4	8	0	2	7	0 9th
2010	6	6	0	4	5	0 T5th
2011	6	7	0	4	5	0 T5th



Todd Graham
2012-NOW


W-L-T: 39-26-0
Pct.: .667

Todd Graham serves as Arizona State University's current head football coach. In his previous three seasons, the team has seen three consecutive bowl appearances, back-to-back 10-win seasons since 1973 and a 28-12 record.

Year	Overall			Conference		
	W	L	T	W	L	T Finish
2012	8	5	0	5	4	0 T5th
2013	10	4	0	8	1	0 1st
2014	10	3	0	6	3	0 3rd
2015	6	7	0	4	5	0 4th
2016	5	7	0	2	7	0 T4th




ASSISTANT COACHES



Hue Jackson spent four years at Arizona State as an assistant coach. Jackson was ASU's running backs coach from 1992 to 1994, and then handled the Sun Devil quarterbacks in 1995. Jackson has coached on multiple NFL teams that include the Washington Redskins, Atlanta Falcons, Baltimore Ravens, Oakland Raiders and Cincinnati Bengals. He was given the head-coaching job for the Raiders during the 2011-2012 season. He currently is the offensive coordinator for the Bengals.



Mike Martz was an assistant football coach for Arizona State. From 1983 to 1987 he coached the quarterbacks and receivers, then became the offensive coordinator from 1988 to 1991. Martz would become offensive coordinator and the mastermind of the St. Louis Rams' Greatest Show on Turf. After helping St. Louis earn a Super Bowl victory in 1999, he would become head coach for the next five seasons and would again take the team on another Super Bowl trip.



Lovie Smith began coaching linebackers on the college level in 1983. He joined the Sun Devil coaching staff as an assistant coach from 1988 to 1991. Smith would go on to the pros and serve as head coach of the Chicago Bears from 2004 to 2012. In 2006, he would lead the Bears to a Super Bowl appearance against the Indianapolis Colts in Super Bowl XLII. Currently, he serves as head coach of the Tampa Bay Buccaneers.



HISTORY

SEASON SUMMARIES

1897 (0-1)

Head Coach Fred Irish

L	20	Phoenix Indians	38
---	----	-----------------	----

Usual Lineup: M. Redden, C; C. Redden, G; W Phelps G; Crantz Cartledge, T; Jim Power, T; Bill Woolf, E; Ben Hicks, E; Clyde Stewart QB; Worthy Bellamy, HB.



The 1899 ASU Football Team

1898: NO VARSITY

1899 (3-0)

Head Coach Fred Irish

W	6	Phoenix Indians (h)	0
W	6	Phoenix HS (a)	0
W	11	Arizona (a)	2

Usual Lineup: Walter Shute, LH; Bob Richards, C; Chris Segala, RG; Noble Carter, RT; Alma David, LG; Harve Wagner, RE; Jim Powers, LT; Garce Goodwin, LE; Charles Haigler, RH; Jack Stelsreide, FB; Bill Woolf, QB; Arthur Woolf, Herb Hanna, Wiley Coughran, subs.

1900 (1-1)

Head Coach Fred Irish

L	0	Phoenix HS (h)	5
W	5	Phoenix HS (a)	0

Usual Lineup: Walter Shute, LH; Bob Richards, C; Chris Segala, RG; Noble Carter, RT; Alma David, LG; Harve Wagner, RE; Jim Powers, LT; Garce Goodwin, LE; Charles Haigler, RH; Jack Stelsreide, FB; Bill Woolf, QB; Arthur Woolf, Herb Hanna, Wiley Coughran, subs.

1901: NO VARSITY

1902 (2-1)

Head Coach Fred Irish

W	39	Phoenix HS (h)	0
W	34	Phoenix Indians (h)	0
L	0	Arizona (a)	12

Roster: Charles Haigler, Walter Shute, Bill Woolf, Arthur Woolf, Herb Hanna, Coughlin, Segala, Jack Stelsreide, Davis, Wilber, Carter, Ochoa, A. Jones, R. Jones.

1903 (2-0)

Head Coach Fred Irish

W	18	Phoenix HS (a)	0
W	15	Phoenix Indians (h)	0

Roster: Richards, Noble, Hutchinson, Jones, Webb, Dykes, Coughlin, Westover, Jones, Redden, Arthur Woolf, Juan, Wilbur, Bill Woolf.

1904 (4-0)

Head Coach Fred Irish

W	15	Phoenix HS (h)	0
W	24	Phoenix Indians (h)	0
W	30	Phoenix HS (a)	0
W	47	Phoenix Indians (h)	0

Roster: Dykes, Webb, Keegan, Fitzgerald, Walter Shute, Ochoa, Jones, Arthur Woolf, Bill Woolf.

1905 (0-3)

Head Coach Fred Irish

L	8	Phoenix Indians (h)	17
L	0	Phoenix HS (h)	5
L	0	Tempe HS (h)	6



Roster: Ayer, Blount, Cosner, Dykes, Highly, Jones, Leebrick, Meskimos, Miller, Murphy, McCombs, Stewart, Sund, Van Meter, Webb, Wilson.

1906 (0-2)

Head Coach Fred Irish

L	6	Phoenix Indians (h)	17
L	0	Tempe HS (h)	5

1914 (4-3)

Head Coach George Schaeffer

W	12	Tempe HS (h)	6
W	72	Glendale HS (h)	0
L	0	Arizona (a)	34
L	9	Phoenix HS (a)	13
L	6	Phoenix Indians (h)	24
W	34	Phoenix Indians (h)	7
W	10	Prescott HS (a)	7

Roster: Gordon Johnson, Kelly Moeur, Aaron McCreary, Speck Moss, Charlie Dains, Lewis Castle, Ken McLennan, Larry Austin, Cecil Smith, Lewis Maier, John Pascale, Frank Bosch, Thomas Brandt, Fred Goulette.

1915 (3-2)

Head Coach George Schaeffer

L	0	Arizona (a)	7
W	14	Phoenix HS (h)	7
W	32	Phoenix Indians Alumni (h)	0
W	72	Northern Arizona (a)	3
L	7	Phoenix Indians (h)	19

Roster: Kelly Moeur, Fenn Harris, Jesse Turner, Lewis Maier, Herbert Enderton, Carl Chase, Leo Ruck, John Pascale, Jack Foster, Ellis Adams, Robert Finch, Ken McLennan.

1916 (0-3)

Head Coach George Schaeffer

L	7	Phoenix Indians Alumni (h)	25
L	6	Northern Arizona (a)	20
L	0	Prescott HS (a)	6

1917-1918: NO VARSITY

1919 (0-2)

Head Coach George Cooper

L	0	Arizona (a)	59
L	3	Phoenix HS (a)	45

1920-1921: NO VARSITY

1922 (0-3-1)

Head Coach Ernest Wills

L	6	Mesa HS (h)	13
T	13	Phoenix HS (h)	13
L	0	Phoenix College (h)	12
L	12	Phoenix College (a)	36

Roster: Pete Brown, Ed Jones, Cecil Alexander, Joe Turner, Roy Cole, Raphael Estrada, Theron Palmer, Clarence King, Ambrose Stewart, Dan Hitchcock, Alva Weaver, Roy Vest, Carrol Brown, Cedric Austin, Franklin Bowen, Jule Henness.

1923 (4-2)

Head Coach Aaron McCreary

L	0	Phoenix HS (h)	19
W	47	Phoenix Indians (a)	0
W	61	Indians' 2nd Team (a)	6
L	2	Phoenix College (a)	57
W	18	Phoenix Indians (h)	14
W	24	Mesa HS (a)	6

Roster: John "Custer" Turner, Kenneth Strong, Cedric Austin, Delbert Goddard, John Curry, Ed Jones, Bryan Jones, Arthur Way, Loral Dana, Archie Boring, Thelo Motes, Robert Ruse, Theron Palmer, John Goodwin, Mugs Lauffer, Theone Pomeroy, Ellis Johnson, Vernon Friedman.

1924 (6-1-1)

Head Coach Aaron McCreary

W	24	Phoenix HS (a)	0
W	13	Phoenix Indians (a)	10
W	34	Phoenix College (h)	0
W	20	Northern Arizona (h)	16
W	30	Phoenix College (h)	6
W	23	Arizona Frosh (a)	13
L	3	Phoenix College Alumni (h)	27
T	13	Sherman Indians (h)	13

Roster: Delbert Goddard, Earl Pomeroy, Turner Hawes, Motos Johnson, Loral Dana, George Sorenson, Merle Hatch, Joe Brundage, Bally Simkins, Al Freestone, Ambrose Stewart, Kike Allen, Bat Allen, Bob Mullen, Bob Way, Bill Wallace, Theone Pomeroy, Ed Ellsworth.

1925 (6-2)

Head Coach Aaron McCreary

W	55	Sacaton Indians (h)	0
L	3	Arizona (a)	13
W	32	Phoenix College (a)	0
W	3	Northern Arizona (a)	0
W	20	Arizona Frosh (h)	6
W	11	Phoenix Indians (a)	7
L	12	Texas-El Paso (a)	27
W	18	Phoenix HS (a)	6

Roster: Ed Ellsworth, Earl Pomeroy, Delbert Goddard, George Sorenson, Al Freestone, Bob Mullen, Merle Hatch, Turner Hawes, Bill Wallace, John Riggs, Bally Simkins, Loren Allen, John Allen, Cliff Garrison, Joe Brundage, John Curry, Theone Pomeroy, Joe Smith.

1926 (4-1-1)

Head Coach Aaron McCreary

W	35	Sacaton Indians (a)	0
L	0	Arizona (a)	35
W	28	Phoenix College (h)	7
W	20	Gila JC (h)	0
W	14	Northern Arizona (h)	0
T	0	Phoenix Indians (h)	0

Roster: Bally Simkins, Will Griffen, Dell Rollins, Al Freestone, Merle Hatch, Earl Anderson, J.B. Easley, Theone Pomeroy, Delbert Goddard, Verling Marshall, Robert Simpson, Wes Jones, Doyle Harrison, Bill Wallace, Joe Smith, Genner Hatch, Charles Thompson, James Barney, Lawrence Terrill, John Riggs, Wilbur Sutter, Hale Brumhall, Vergie Daniels.

SEASON SUMMARIES

1927 (2-3-1)

Head Coach Aaron McCreary

L	3	Loyola Marymount (a)	25
L	0	Phoenix Indians (a)	6
L	0	Northern Arizona (a)	19
W	14	Gila JC (a)	0
W	46	Phoenix College (h)	0
T	0	Texas-El Paso (a)	0

Roster: Wilburn "Skipper" Dick, Russ Goddard, Wallace Caywood, Harry Guthrie, Kike Allen, Bob Mullen, Ferral Dana, Bob Simpson, Charles Thompson, Lawrence Terrill, John Goodwin, Wilbur Sutter, James Barney, Mercier Willard, Tom McCarty, Ed Grasmoen, John Riggs, Bill Griffith.

1928 (3-2-1)

Head Coach Aaron McCreary

W	57	Gila JC (h)	0
T	0	Texas-El Paso (a)	0
L	0	Arizona (a)	39
W	19	Phoenix Indians (h)	6
L	6	Northern Arizona (h)	27
W	51	Phoenix College (a)	0

Roster: A. Anderson, Claytie Caywood, Ben Cole, Lattie Coor, Jr., DeClerco, C. England, Dick Finley, Kauzlarich, C. McCullar, Glen Moser, Horace Smitheran, Norris Stevenson, E. Williams, A. Huber, T. LeBaron, Robert Harpham, Wallace Caywood, Wilburn "Skipper" Dick, Tom McCarty, Mercier Willard, Ferral Dana, Will Griffen, Wilbur Sutter, Loren Allen.

1929 (0-6)

Head Coach Aaron McCreary

L	7	Texas-El Paso (a)	31
L	0	Arizona Frosh (h)	7
L	0	Northern Arizona (a)	31
L	0	Arizona (a)	26
L	0	Northern Arizona (h)	27
L	6	Loyola Marymount (h)	21

Roster: Erwin Watts, McDowell, Robert Smith, Hank McNeil, Norman Clements, Button Frazier, E. Anderson, O. Anderson, Claytie Caywood, Norris Stevenson, Ben Cole, Horace Smitheran, Dick Finley, C. England, Cecil McCullar, A. Huber, Russ Goddard, Glen Moses, Wallace Caywood, Mercier Willard, Tom McCarty.

1930 (3-5-1)

Head Coach Ted Shipkey

W	39	Gila JC (h)	0
L	6	Texas-El Paso (a)	19
L	0	Arizona (a)	6
L	0	New Mexico State (a)	7
L	0	Sacramento JC (a)	49
T	0	Northern Arizona (a)	0
W	39	Arizona Frosh (h)	6
W	21	Fullerton JC (h)	0
L	6	Northern Arizona (a)	7

Usual Lineup: Offense - Bob Smith, LE: Claytie Caywood, T: Paul Griffin, G: Mercier Willard, C: Bob Hezmalbalch, G: Norman Clements, T: Anson Cooper, QB: Norris Stevenson, HB: Horace Smitheran, FB: Tom McCarty, HB.

1931 (6-2)

Head Coach Ted Shipkey

S 26	W	66	Sacaton Indians (h)	0
O 3	L	13	Texas-El Paso (a)	27
O 17	W	25	New Mexico State (h)	7
O 24	W	20	Northern Arizona (a)	6
O 31	W	19	Arizona (h)	6
N 7	W	7	Fresno State (a)	0
N 14	L	7	Northern Arizona (h)	13
N 21	W	13	Arizona All-Stars (h)	7

Usual Lineup: Offense - Dick Wilburn, LE: Cecil McCullar, T: Earl McCullar, G: Reid Calicoat, C: Paul Griffin, G: Don Pace, T: Curley Blount, QB: Bob Smith, RE: Norris Stevenson, HB: Horace Smitheran, FB: Bill Baxter, HB.



1932 (3-3-1)

Head Coach Ted Shipkey

O 8	L	0	Whittier (h)	26
O 15	T	6	Northern Arizona (a)	6
O 22	L	6	Arizona (a)	20
N 5	W	7	New Mexico State (a)	6
N 12	W	15	Texas-El Paso (h)	14
N 19	L	6	Northern Arizona (h)	20
D 3	W	43	New Mexico (h)	0

Usual Lineup: Offense - Landon Hardesty, LE: Anson Cooper, T: Clarence Sexton, T: Reid Calicoat, C: Paul Griffin, G: Don Pace, T: Vernon Tuckey, RE: Cyrus Morris, QB: Norris Stevenson, HB: Voman Fry, FB: Park Schuler, HB.

1933 (3-5)

Head Coach Rudy Lavik

S 30	L	0	Whittier (a)	27
O 7	L	0	San Diego Marines (a)	26
O 21	W	26	New Mexico (a)	13
O 28	L	0	Northern Arizona (a)	13
N 4	W	21	Fresno State (h)	7
N 11	W	19	New Mexico State (h)	7
N 18	L	7	Arizona (h)	26
N 25	L	0	Northern Arizona (h)	6

Assistant Coach: Earl Pomeroy
Usual Lineup: Offense - Landon Hardesty, LE: Anson Cooper, T: Clarence Sexton, G: William Boyle, C: Claude Duval, G: Elton Harper, T: Tom Lillico, RE: John McTeley, QB: Wendell Pickens, HB: William Baxter, FB: Cyrus Lusher, HB.

1934 (4-3-1)

Head Coach Rudy Lavik

S 28	W	25	California Tech (h)	7
O 6	L	0	Loyola Marymount (a)	43
O 20	L	12	New Mexico (h)	18
O 27	W	21	Northern Arizona (a)	0
N 3	T	7	New Mexico State (a)	7
N 10	L	6	Arizona (a)	32
N 17	W	6	Northern Arizona (h)	0
N 29	W	14	San Diego State (a)	6

Usual Lineup: Offense - John Rouse, LE: Don Pace, T: Bert Fireman, G: Ron Hackelman, C: William Boyle, G: Al Dalmolin, T: Claude Duval, T: Clarence Sexton, RE: Claude English, QB: Cyrus Lusher, HB: William Baxter, FB: Bill Parry, HB.

1935 (2-5-1)

Head Coach Rudy Lavik

S 28	L	0	Arizona (a)	26
O 5	L	3	Loyola Marymount (h)	7
O 19	L	6	New Mexico State (a)	7
O 26	W	6	Northern Arizona (a)	0
N 2	L	0	New Mexico (a)	13
N 9	W	14	Texas-El-Paso (h)	0
N 16	T	0	Northern Arizona (h)	0
N 23	L	0	Brigham Young (h)	13

Usual Lineup: Offense - Clare Von Hoorebeke, LE: Don Pace, T: Al Dalmolin, G: Robert Buntz, C: Howard Wynn, G: Al Northern, T: John Rouse, RE: Ted Miller, QB: Bill Parry, HB: Everett Jenkins, FB: Bill Kajikawa, HB.

1936 (4-5)

Head Coach Rudy Lavik

S 26	W	12	Whittier (a)	0
O 3	W	26	California Tech (h)	0
O 10	L	0	Arizona (h)	18
O 24	L	0	Northern Arizona (a)	19
O 31	W	7	New Mexico (h)	6
N 7	L	6	New Mexico State (h)	20
N 14	L	6	San Jose State (a)	33
N 21	L	7	Northern Arizona (h)	13
N 26	W	19	Texas-El Paso (a)	0

Usual Lineup: Offense - Paul Guthrie, LE: Al Dalmolin, T: Buss Watts, G: Robert Buntz, C: Howard Wynn, G: Steve Setka, T: John Rouse, RE: Bill Parry, QB: Howard Hooton, HB: Everett Jenkins, FB: Glenn Shafer, HB.

1937 (0-8-1)

Head Coach Rudy Lavik

O 2	L	6	Arizona (a)	20
O 9	L	7	California-Santa Barbara (a)	27
O 16	L	0	San Diego Marines (a)	7
O 23	L	0	Northern Arizona (h)	7
O 30	L	7	New Mexico (a)	15
N 6	T	6	Whittier (h)	6
N 11	L	0	Texas-El Paso (h)	19
N 20	L	6	San Jose State (h)	25
N 25	L	0	New Mexico State (a)	14

Assistant Coaches: John Allen, Earl Pomeroy, Ford Hoffman.

Usual Lineup: Offense - Emerson Harvey, LE: Steve Setka, T: Noble Riggs, G: Wes Hastings, C: Al Arvizi, G: Henry Rockwell, T: Glenn Landreth, RE: Clare Van Hoorebeke, QB: Warner Fritsch, HB: Shelby Phoele, FB: Marvin Palmer, HB.

1938 (3-6)

Head Coach Dixie Howell

S 19	L	7	San Jose State (a)	18
S 30	L	0	New Mexico (a)	21
O 8	W	13	California-Poly (h)	0
O 15	L	13	Northern Arizona (a)	19
O 22	L	12	New Mexico State (h)	14
O 29	W	10	California-Santa Barbara (h)	0
N 5	L	7	Hardin-Simmons (h)	12
N 19	L	6	Texas-El Paso (a)	14
N 24	W	21	Whittier (a)	0

Assistant Coaches: Hilman Walker, L: Earl Pomeroy, B.

Usual Lineup: Offense - Sam Andrews, LE: Mark Kalastro, T: Noble Riggs, G: Wes Hastings, C: Albert Sanserino, G: Henry Rockwell, T: Glenn Landreth, RE: Ross Relles, QB: Hascall Henshaw, HB: Rex Hopper, FB: Bill Davis, HB.

1939 (8-2-1)

Head Coach Dixie Howell

S 23	W	20	San Diego State (a)	0
S 30	W	19	West Texas State (h)	0
O 7	W	35	California-Poly (h)	0
O 14	W	28	Whittier (h)	0
O 20	W	7	New Mexico State (a)	0
O 28	W	27	Texas-El Paso (h)	7
N 4	L	7	Hardin-Simmons (a)	19
N 11	W	41	Northern Arizona (h)	6
N 18	W	28	New Mexico (h)	6
N 25	L	0	San Diego Marines (a)	18
J 1	T	0	Catholic U. (Sun Bowl)	0

Assistant Coach: Hilman Walker, L.

Usual Lineup: Offense - Bob Lackey, LE: Mark Kalastro, T: Albert Sanserino, G: Bob Walberg, C: Louis Rappaport, G: Ted Anderson, T: Sam Andrews, RE: Walt Ruth, QB: Wiley Aker, HB: Bill Davis, FB: Hascall Henshaw, HB.

1940 (7-2-2)

Head Coach Dixie Howell

S 21	W	21	California-Davis (h)	13
S 28	W	19	West Texas State (a)	13
O 5	L	0	Hardin-Simmons (a)	17
O 11	W	13	New Mexico (a)	6
O 19	W	42	New Mexico State (h)	6
O 26	T	0	Texas-El Paso (a)	0
N 2	W	12	Northern Arizona (a)	0
N 9	T	7	Gonzaga (h)	7
N 16	W	41	Northern Colorado (h)	0
N 23	W	30	North Dakota Univ. (h)	12
J 1	L	13	Case W. Reserve (Sun Bowl)	26

Assistant Coaches: Hilman Walker, L.

Usual Lineup: Offense - Sam Andrews, LE: Olin Mason, LT: Frank Consentino, LG: Ray Green, C: Clayton Peterson, RG: Barney Rouse, RT: Bob Lackey, RE: Walt Ruth, QB: Hascall Henshaw, HB: Wayne Pitts, FB: Albert Sanserino, HB.

SEASON SUMMARIES

1941 (5-5-1)

Head Coach Dixie Howell

S 20	W	6	Gonzaga (a)	0
S 26	L	7	Texas A&I (h)	35
O 4	L	7	West Texas State (h)	13
O 11	T	0	New Mexico (h)	0
O 18	W	19	New Mexico State (a)	14
O 25	L	7	Arizona (h)	20
N 1	W	6	Northern Colorado (a)	0
N 8	L	0	Texas-El Paso (h)	28
N 15	W	33	Northern Arizona (h)	0
N 20	W	26	Fresno State (a)	7
D 6	L	0	Hardin-Simmons (h)	20

Assistant Coaches: Hilman Walker, L.

Usual Lineup: Offense - Barney Rouse, LE; Glen Johnson, LT; Frank Consentino, LG; Ray Green, C; Lucion Luckett, RG; T.K. Wooten, RT; Bob Lackey, RE; Dominic Campolo, QB; James Winningham, HB; Bernard Bitek, FB; Al Onofrio, HB.

1942 (2-8)

Head Coach Hilman Walker

S 26	L	6	San Francisco (a)	54
O 3	L	0	West Texas State (a)	28
O 10	L	0	Arizona (h)	23
O 17	L	0	Forfeit to Hardin-Simmons (a)	1
O 24	W	20	New Mexico State (h)	0
O 31	L	0	Santa Ana AFB (h)	40
N 14	L	6	Texas-El Paso (a)	40
N 21	W	14	Northern Arizona (a)	2
N 28	L	0	Albuquerque AFB (h)	13
D 5	L	7	New Mexico (a)	35

1943-1945: NO VARSITY, WWII

1946 (2-7-2)

Head Coach Steve Couthie

S 21	T	6	Williams AFB (h)	6
S 28	L	0	Arizona (a)	67
O 5	W	13	Pepperdine (h)	12
O 12	L	2	Nevada-Reno (a)	74
O 19	L	0	Portland (h)	13
O 26	L	6	Hardin-Simmons (a)	46
N 2	W	14	New Mexico State (a)	7
N 9	L	20	Texas-El Paso (h)	34
N 16	T	13	Northern Arizona (h)	13
N 23	L	0	West Texas State (h)	7
N 30	L	19	Wichita State (a)	34

Assistant Coaches: Norris Steverson, L; Al Onofrio, B.

Usual Lineup: Offense - Tip Killingsworth, LE; Manuel Muniz, LT; Dom Consentino, LG; Wilbert Koski, C; Harry Selchow, RG; Wendell Patterson, RT; Cecil Coleman, QB; Morrison Warren, HB; Sam Lewis, FB; Clyde Dougherty, HB.

1947 (4-7)

Head Coach Ed Doherty

S 20	W	33	California-Poly (h)	6
S 27	W	25	New Mexico (a)	12
O 4	L	7	Abilene Christian (h)	13
O 11	L	6	Pepperdine (a)	27
O 18	W	31	Northern Arizona (h)	7
N 1	W	33	New Mexico State (h)	12
N 8	L	0	Texas-El Paso (a)	21
N 15	L	13	Arizona (h)	26
N 22	L	7	West Texas State (a)	35
N 29	L	13	Nevada (a)	33
D 6	L	0	Hardin-Simmons (h)	42

Assistant Coaches: Bill Quinn, L; Al Onofrio, B.

Usual Lineup: Offense - Al Buckles, LE; Jim Treguboff, LT; John Zucco, LG; Richard Allen, C; Joe Tassinari, RG; Wendell Patterson, RT; Jim Montgomery, RE; Cecil Coleman, QB; Morrison Warren, HB; Larry Kennera, FB; Wilford "Whizzer" White, HB.

1948 (5-5)

Head Coach Ed Doherty

S 25	W	23	Western State (h)	0
O 2	W	33	Pepperdine (h)	7
O 9	L	17	Utah State (a)	22
O 16	W	40	Northern Arizona (h)	0
O 30	L	21	Arizona (a)	33
N 5	W	52	New Mexico State (a)	7
N 12	L	12	Loyola Marymount (a)	16
N 20	L	25	Hardin-Simmons (a)	63
N 26	L	25	Brigham Young (h)	27
D 14	W	28	New Mexico (h)	17

Assistant Coaches: Bill Quinn, L; Al Onofrio, L and B.

Usual Lineup: Offense - Jim Coppinger, LE; Rudy DeRosa, LT; Bob Rippel, LG; Richard Allen, C; John Zucco, RG; Wendell Patterson, RT; Cliff Hugoboom, RE; Cecil Coleman, QB; Wilford "Whizzer" White, HB; Mark Markichevich, FB; Sammy Lewis, HB.

1949 (7-3)

Head Coach Ed Doherty

S 24	W	33	Pepperdine (a)	13
O 1	L	13	Hardin-Simmons (a)	34
O 8	W	62	Northern Arizona (h)	6
O 15	W	49	Brigham Young (h)	21
O 29	W	28	New Mexico (a)	19
N 5	W	68	New Mexico State (h)	32
N 12	W	34	Arizona (h)	7
N 26	L	7	Loyola Marymount (h)	27
D 3	W	27	Utah State (h)	12
J 2	L	21	Xavier (Salad Bowl)	33

Assistant Coaches: Bill Quinn, Walt Ruth, L; Al Onofrio, B.

Usual Lineup: Offense - Jim Coppinger, LE; Tony Balsamo, LT; Joe Tassinari, LG; Dick Alonzo, C; John Zucco, RG; Jim Treguboff, RT; Bob Rippel, TE; Cecil Coleman, QB; Wilford "Whizzer" White, HB; Larry Kennera, FB; Charles Beall, HB.

1950 (9-2)

Head Coach Ed Doherty

S 23	W	41	Brigham Young (a)	13
S 30	W	41	New Mexico (h)	6
O 7	W	63	Northern Arizona (a)	0
O 14	L	14	Hardin-Simmons (a)	41
O 21	W	28	Utah State (h)	0
O 28	W	49	New Mexico State (h)	0
N 4	W	31	San Diego State (h)	13
N 11	W	47	Arizona (a)	13
N 18	W	21	Colorado State (h)	13
N 25	W	48	Idaho (h)	21
J 1	L	21	Miami, Ohio (Salad Bowl)	34

Assistant Coaches: Bill Quinn, Walt Ruth, L; Bill Kajikawa, E; Al Onofrio, B.

Usual Lineup: Offense - Bill Gosselin, WR; Czeslaw Schmidt, LT; Joe Tassinari, LG; Dick Alonzo, C; John Zucco, RG; Jim Treguboff, RT; Bob Rippel, RE; Bob Hendricks & Harold Self, QB; Wilford White, HB; Mark Markichevich, FB; Manual Aja, WB.

1951 (6-3-1)

Head Coach Larry Siemerling

S 22	W	33	Utah State (a)	27
S 29	L	13	Arkansas (a)	30
O 6	W	50	Wayne State U. (h)	6
O 13	L	14	Hardin-Simmons (h)	39
O 20	T	27	San Diego State (a)	27
O 27	W	46	New Mexico State (h)	0
N 3	W	34	West Texas State (h)	0
N 10	W	61	Arizona (h)	14
N 17	W	23	Texas-El Paso (a)	13
N 24	L	7	Wyoming (h)	20

Assistant Coaches: Harold Brown, L; Bob White, B.

Usual Lineup: Offense - John Allen, LE; Gene Mitchum, RE; Robert Lutcke, LT; Dom Patrone, LG; Virgil Savage, C; Allan Strangeland, RG; Lee Olson, RT; Harold Self, QB; Marv Wahlin, HB; Duane Morrison, FB; Wayne Welker, RB.

1952 (6-3)

Head Coach Clyde Smith

S 20	W	26	Hardin-Simmons (a)	7
S 27	W	40	Colorado State (h)	14
O 4	L	14	San Jose State (h)	21
O 18	W	48	West Texas State (h)	14
O 25	L	0	Houston (h)	6
N 8	W	20	Arizona (a)	18
N 15	L	13	San Diego Navy (h)	35
N 22	W	39	Texas-El Paso (h)	0
N 29	W	47	Brigham Young (h)	6

Assistant Coaches: Harold Brown, L; Bob White, B.

Usual Lineup: Offense - John Allen, WR; John Jankans, LT; Gus Poulos, LG; Virgil Savage, C; Allan Strangeland, RG; Frank Rogers, RT; Gene Mitcham, TE; Bob Hendricks, QB; Dick Curran, HB; Harley Cooper, FB; Marv Wahlin, WB.

1953 (4-5-1)

Head Coach Clyde Smith

S 19	L	14	San Diego Navy (h)	19
S 26	W	14	North Texas State (a)	0
O 3	L	27	Texas-El Paso (a)	28
O 10	W	35	San Jose State (a)	20
O 17	W	39	West Texas (h)	20
O 24	L	20	Houston (a)	24
O 31	L	20	Hardin-Simmons (h)	27
N 14	W	26	Brigham Young (h)	18
N 21	T	12	Midwestern State (h)	12
N 28	L	0	Arizona (h)	35

Assistant Coaches: Bob White, B; Tom Fletcher, E.

Usual Lineup: Offense - John Allen, WR; Lou Iani, LT; John Jankans, LG; Nick Maucieri, C; John Hickman, RG; Robert Lutcke, RT; Jack Stovall, TE; Bob Hendricks, QB; Dick Curran, HB; Bob Sedlar, FB; Dan Seivert, WB.

1954 (5-5)

Head Coach Clyde Smith

S 18	W	28	Hawaii (h)	14
S 24	W	28	Brigham Young (a)	19
O 2	W	34	Texas-El Paso (h)	27
O 9	L	12	San Jose State (h)	19
O 16	L	7	Midwestern State (a)	14
O 23	W	21	West Texas State (h)	14
O 30	W	14	Hardin-Simmons (a)	13
N 6	L	7	Cincinnati (h)	34
N 13	L	13	North Texas State (h)	20
N 20	L	14	Arizona (a)	54

Assistant Coaches: Bob White, B; Gene Fetter, L; Tom Fletcher, E.

Usual Lineup: Offense - Charley Mackey, WR; Frank Bell, LT; John Hawkins, LG; Fritz Province, C; John Hickman, RG; Robert Lutcke, RT; Karl Grassl, TE; Dick Mackey, QB; Ruben Madril, HB; Bob Sedlar, FB; Jim Bilton, WB.

1955 (8-2-1)

Head Coach Dan Devine

S 17	T	20	Wichita State (a)	20
S 24	W	28	Midwestern State (h)	7
O 1	W	42	San Diego Navy (h)	0
O 8	L	20	San Jose State (a)	27
O 15	W	46	San Diego State (a)	0
O 29	W	69	Hardin-Simmons (h)	14
N 5	W	27	West Texas State (h)	7
N 12	W	20	Texas-El Paso (a)	13
N 19	W	26	New Mexico State (h)	6
N 26	L	6	Arizona (h)	7
D 2	W	39	Hawaii (a)	6

Assistant Coaches: Robert Carey, E; Frank Kush, L; Tom Fletcher, B; Al Onofrio, Frosh.

Usual Lineup: Offense - Charley Mackey, WR; John Jankans, LT; John Hickman, LG; Gino Della Libera, C; Frank Bell, RG; Robert Noel, RT; Karl Grassl, TE; Dave Graybill, QB; Bob Mulgado, HB; Bob Sedlar, FB; Gene Mitcham, WB.

SEASON SUMMARIES

1956 (9-1)

Head Coach Dan Devine

S 22	W	37	Wichita State (h)	9
S 29	W	27	North Texas State (h)	7
O 6	W	28	New Mexico State (a)	7
O 13	W	41	Idaho (a)	0
O 20	W	26	Hardin-Simmons (a)	13
O 27	W	47	San Jose State (h)	13
N 3	W	61	San Diego State (h)	0
N 10	L	0	Texas-El Paso (h)	28
N 17	W	20	Arizona (a)	0
N 24	W	19	Pacific (h)	6

Assistant Coaches: Tom Fletcher, B; Frank Kush, L; Al Onofrio, E; Gordon Serr, Frosh.

Usual Lineup: Offense - Charley Mackey, WR; Bart Jankans, LT; Ken Kerr, LG; Gino Della Libera, C; Tom Ford, RG; Mike Stanoff, RT; Clancey Osborne, TE; Dave Graybill, QB; Bobby Mulgado, HB; Joe Belland, FB; Gene Mitcham, WB.

1957 (10-0)

Head Coach Dan Devine

S 21	W	28	Wichita State (a)	0
S 28	W	19	Idaho (h)	7
O 5	W	44	San Jose State (a)	6
O 12	W	35	Hardin-Simmons (h)	26
O 26	W	66	San Diego State (a)	0
N 2	W	21	New Mexico State (h)	0
N 9	W	43	Texas-El Paso (a)	7
N 16	W	53	Montana State (h)	13
N 23	W	41	Pacific (h)	0
N 30	W	47	Arizona (h)	7

Assistant Coaches: Tom Fletcher, B; Frank Kush, L; Al Onofrio, E; Cecil Coleman, Frosh.

Usual Lineup: Offense - Bill Spanko, WR; Bart Jankans, LT; Art Carr, LG; Dave Fonner, C; Ken Kerr, RG; Tom Ford, RT; Clancey Osborne, TE; John Hangartner, QB; Bob Mulgado, HB; Joe Belland, FB; Leon Burton, WB.

1958 (7-3)

Head Coach Frank Kush

S 20	W	47	Hawaii (h)	6
S 27	L	16	Pacific (a)	34
O 4	W	16	West Texas State (h)	13
O 11	L	6	Hardin-Simmons (h)	14
O 18	L	20	San Jose State (h)	21
O 24	W	27	Detroit (a)	6
N 1	W	23	New Mexico State (h)	19
N 8	W	27	Texas-El Paso (h)	0
N 22	W	47	Arizona (a)	0
N 29	W	42	Marquette (h)	18

Assistant Coaches: Cecil Coleman, B; Chuck Fairbanks, WR and DB; Dick Tamburo, L; Paul Kemp, Frosh.

Usual Lineup: Offense - Bill Spanko, WR; Paul Widmer, LT; Mike Bartholomew, LG; Dave Fonner, C; Ken Kerr, RG; Tom Fort, RT; Karl Kiefer, TE; John Hangartner, QB; Nolan Jones, HB; Leon Burton, FB; Joe Belland, WB.

1959 (10-1)

Head Coach Frank Kush

S 19	W	43	West Texas State (h)	22
S 26	W	34	Utah State (h)	12
O 3	W	31	Montana State (h)	14
O 17	W	24	Colorado State (a)	9
O 24	L	15	San Jose State (a)	24
O 31	W	35	New Mexico State (h)	31
N 7	W	20	Texas-El Paso (a)	7
N 14	W	27	Brigham Young (h)	8
N 21	W	14	Hardin-Simmons (h)	8
N 28	W	15	Arizona (h)	9
D 4	W	14	Hawaii (a)	6

Assistant Coaches: Chuck Fairbanks, E; Gene Felker, frosh; Paul Kemp, B; Dick Tamburo, L.

Usual Lineup: Offense - Bill Spanko, WR; Jesse Bradford, LT; Mike Bartholomew, LG; John Vucichevich, C; Larry Reaves, RG; George Flint, RT; Karl Kiefer, TE; John Zuger, QB; Charley Jones, HB; Clay Freney, FB; Joe Drake, WB.

The 1965 ASU Football Team



1960 (7-3)

Head Coach Frank Kush

S 17	W	39	Colorado State (h)	0
S 24	W	14	West Texas State (a)	3
O 1	W	24	Washington State (h)	21
O 8	W	28	Hardin-Simmons (a)	0
O 15	W	31	Brigham Young (a)	0
O 22	L	7	San Jose State (h)	12
O 29	L	24	New Mexico State (h)	27
N 5	W	24	Texas-El Paso (h)	0
N 12	W	25	North Carolina State (h)	22
N 26	L	7	Arizona (a)	35

Assistant Coaches: Paul Kemp, B; Dick Tamburo, L; Gene Felker, E; Chuck Fairbanks, DB.

Usual Lineup: Offense - Tim Lee, WR; Jesse Bradford, LT; Dick Locke, LG; John Vucichevich, C; Larry Reaves, RG; Mike Cupchak, RT; Bob Rempert, TE; Ron Cosner & Joe Zuger, QB; Nolan Jones, HB; Joe Drake, WB; Clay Freney, FB.

1961 (7-3)

Head Coach Frank Kush

S 23	W	21	Wichita State (h)	7
S 30	W	14	Colorado State (a)	6
O 7	L	26	Utah (h)	28
O 14	W	28	West Texas State (a)	11
O 21	W	24	Oregon State (h)	23
O 28	W	47	Hardin-Simmons (h)	0
N 4	L	26	San Jose State (a)	32
N 11	W	48	Texas-El Paso (a)	28
N 18	W	40	Detroit (h)	6
N 25	L	13	Arizona (h)	22

Assistant Coaches: Dick Tamburo, L; Paul Kemp, B; Chuck Fairbanks, DB; Gene Felker, OE; Bill Kajikawa, Frosh.

Usual Lineup: Offense - Roger Locke, WR; Bob Widmer, LT; Dick Locke, LG; Fred Rhoades, C; Larry Reaves, RG; George Flint, RT; Herman Harrison, TE; Joe Zuger, QB; Nolan Jones, HB; Clay Freney, FB; John McFalls, WB.

1962 (7-2-1)

Head Coach Frank Kush

S 22	W	21	Wichita State (a)	10
S 29	W	35	Colorado State (h)	0
O 6	T	24	Washington State (h)	24
O 13	L	14	West Texas State (h)	15
O 20	W	44	San Jose State (h)	8
O 27	W	35	Texas-El Paso (h)	7
N 3	W	34	Utah State (h)	15
N 10	W	35	Utah (h)	7
N 17	W	45	New Mexico State (h)	20
N 24	L	17	Arizona (a)	20

Assistant Coaches: Dick Tamburo, L; Paul Kemp, B; Gene Felker, DB; Dick Mansperger, DL; Bill Kajikawa, Frosh.

Usual Lineup: Offense - Dale Keller, WR; John Seedburg, LT; Bob Widmer, LG; Steve Fedorchack, C; Joe Kush, RG; Mike Krofchick, RT; Roger Locke, TE; John Jacobs, QB; Tony Lorick, HB; Mitch Siskowski, FB; Charley Taylor, WB.

1963 (8-1)

Head Coach Frank Kush

S 21	L	13	Wichita State (h)	33
S 28	W	14	New Mexico State (h)	13
O 5	W	50	Colorado State (a)	7
O 12	W	24	West Texas State (h)	16
O 19	W	27	Texas-El Paso (a)	0
N 2	W	30	Utah (h)	22
N 9	W	21	San Jose State (a)	19
N 16	W	35	Wyoming (h)	6
N 23	L	Idaho (Cancelled) (h)		
N 30	W	35	Arizona (h)	6

Assistant Coaches: Dick Tamburo, L; Jack Stovall, E; Paul Kemp, B; Gene

Felker, DB; Bill Kajikawa, Frosh.

Usual Lineup: Offense - Alonzo Hill, WR; Frank Mitacek, LT; Bob Kec, LG; Chris Stetzar, C; Joe Kush, RG; John Seedburg, RT; Herman Harrison, TE; John Jacobs, QB; Gene Foster, HB; Tony Lorick, FB; Charley Taylor, WB.

1964 (8-2)

Head Coach Frank Kush

S 19	W	24	Utah State (h)	8
S 26	W	34	West Texas State (a)	8
O 3	W	24	Wichita State (h)	18
O 10	W	42	Texas-El Paso (h)	13
O 24	L	3	Utah (a)	16
O 31	W	34	Colorado State (h)	6
N 7	W	21	Kansas State (h)	10
N 14	W	28	San Jose State (h)	16
N 21	W	14	Idaho (h)	0
N 28	L	6	Arizona (a)	30

Assistant Coaches: Paul Kemp, DB; Dick Tamburo, L; Gene Felker, DB; Jack Stovall, E; Bill Kajikawa, Frosh.

Usual Lineup: Offense - Ben Hawkins, WR; Ray Shirey, LT; John Folmer, LG; Jim Murphy, C; Bob Johnson, RG; Frank Mitacek, RT; Jerry Smith, TE; John Torok, QB; Gene Foster, HB; Jesse Fleming, FB; Larry Todd, WB.

1965 (6-4)

Head Coach Frank Kush

S 18	L	6	Brigham Young (h)	24
S 25	L	0	Utah State (h)	13
O 2	L	14	West Texas State (a)	22
O 9	W	8	Wichita State (h)	6
O 16	L	14	San Jose State (a)	21
O 23	W	27	New Mexico (h)	14
O 30	W	28	Texas-El Paso (a)	20
N 13	W	7	Washington State (h)	6
N 20	W	14	Wyoming (h)	10
N 27	W	14	Arizona (h)	6

Assistant Coaches: Dick Tamburo, L; Paul Kemp, QB; Jack Stovall, WR; Dick Corrick, OL; Don Baker, DB; Bill Kajikawa, Frosh.

Usual Lineup: Offense - John Pitts, WR; Ray Shirey, LT; George Corneal, LG; Bob Lueck, C; Obie Lowe, RG; Bobby Johnson, RT; Dewey Forrister, TE; John Goodman, QB; Travis Williams, HB; Jim Bramlet, FB; Ben Hawkins, WB. Defense - Jesse Fleming, LE; John Hanson, LT; Curley Culp, MG; Bob Rokita, RT; Steve Timarac, RE; Leo Rossi, LB; John Folmer, LB; Reggie Jackson, LC; Ken Dyer, RC; John Pitts, S; Darrell Hoover, S. Specialists - Bob Rokita, PK and P.

1966 (5-5)

Head Coach Frank Kush

S 17	W	30	Texas-El Paso (h)	26
S 24	L	6	Wyoming (a)	23
O 1	L	20	West Texas State (h)	21
O 8	L	15	Washington State (a)	24
O 14	W	10	Brigham Young (a)	7
O 22	L	17	Oregon State (h)	18
N 5	L	6	Utah (h)	21
N 12	W	14	Oregon (h)	10
N 19	W	28	New Mexico (h)	7
N 28	W	20	Arizona (a)	17

Assistant Coaches: Dick Tamburo, DL; Paul Kemp, DB; Jack Stovall, OL; Don Baker, DB; Larry Kentera, WR; Bill Kajikawa, Frosh.

Usual Lineup: Offense - Ken Dyer, WR; Ray Shirey, LT; Jim Kane, LG; George Hummer, C; Obie Lowe, RG; Larry Langford, RT; John Goodman, QB; Max Anderson, HB; Travis Williams, FB; Fair Hooker, WB. Defense - Jesse Fleming, LE; Bob Rokita, LT; Curley Culp, MG; Larry Hendershot, RT; Steve Timarac, RE; Dick Eglhoff, LLB; Tim Buchanan, MLB; Ron Pritchard, RLB; John Pitts, LC; Ken Dyer, RC; Phil Booker, S. Specialists - Bob Rokita, PK and P.

SEASON SUMMARIES

1967 (8-2)

Head Coach Frank Kush

S 9	W	27	San Jose State (h)	16
S 23	L	21	Oregon State (h)	27
S 30	W	42	Wisconsin (a)	16
O 7	W	33	Texas-El Paso (h)	32
O 14	W	56	New Mexico (a)	23
O 21	W	31	Washington State (a)	20
O 28	L	13	Wyoming (h)	15
N 4	W	49	Utah (a)	32
N 18	W	31	Brigham Young (h)	22
N 25	W	47	Arizona (h)	7

Assistant Coaches: Don Baker, QB; Larry Kentera, DB; Jerry Thompson, DL; Bob Owens, WR; Chuck McBride, OL; Bill Kajikawa, Frsh.

Usual Lineup: Offense – Richard Mann, WR; Larry Langford, LT; Jim Kane, LG; George Hummer, C; Mike Chowanec, RG; Nello Tomarelli, RT; Ken Dyer, TE; Ed Roseborough, QB; Art Malone, HB; Max Anderson, FB; J.D. Hill, WB. Defense – Rich Griffin, LE; Bob Rokita, LT; Bobby Johnson, RT; Dennis Farrell, RE; Curley Culp, MG; Dick Egloff, LLB; Ron Pritchard, RLB; Dickie Brown, LC; Rich Shaw, RC; Paul Ray Powell, SS; Wes Plummer, WS. Specialists – Bob Rokita, PK; Ed Roseborough, P.

1968 (8-2)

Head Coach Frank Kush

S 21	W	55	Wisconsin (h)	7
S 28	W	31	Texas-El Paso (h)	19
O 5	L	13	Wyoming (a)	27
O 12	W	41	Washington State (h)	14
O 19	L	9	Oregon State (a)	28
N 2	W	63	New Mexico (h)	28
N 9	W	59	Utah (h)	21
N 16	W	47	Brigham Young (a)	12
N 23	W	66	San Jose State (h)	0
N 30	W	30	Arizona (a)	7

Assistant Coaches: Don Baker, QB; Larry Kentera, DB; Jerry Thompson, DL; Chuck McBride, OL; Bob Owens, LB; Bill Kajikawa, Frsh.

Usual Lineup: Offense – Fair Hooker, SE; Mike Chowanec, LT; Jim Kane, LG; George Hummer, C; Gary Venturo, RG; Nello Tomarelli, RT; Richard Mann, TE; Joe Spagnola, QB; Larry Walton, HB; Art Malone, FB; J.D. Hill, WB. Defense – Chuck Osborne, LE; Bobby Johnson, LT; Ted Olivo, MG; John Helton, RT; Dennis Farrell, RE; Mike Kennedy, LLB; Ron Pritchard, RLB; Dickie Brown, LC; Tom Julian, RC; Paul Ray Powell, WS; Seth Miller, SS. Specialists – Paul Ray Powell, PK and P.

1969 (8-2)

Head Coach Frank Kush

S 20	W	48	Minnesota (h)	26
S 27	L	7	Oregon State (h)	30
O 4	W	23	Brigham Young (h)	7
O 11	L	23	Utah (a)	24
O 18	W	45	San Jose State (a)	11
N 1	W	30	Wyoming (h)	14
N 8	W	48	New Mexico (a)	17
N 15	W	42	Texas-El Paso (a)	19
N 22	W	79	Colorado State (h)	7
N 29	W	38	Arizona (h)	24

Assistant Coaches: Don Baker, QB; Larry Kentera, DE and LB; Jerry Thompson, DL; Chuck McBride, OL; Bob Owens, DB; Joe McDonald, WR; Bill Kajikawa, Frsh.

Usual Lineup: Offense – Calvin Demery, SE; Ed Fisher, LT; Gary Venturo, LG; Tom Delnoce, C; Ron Coyle, RG; Mike Tomco, RT; Ron Carothers, TE; Joe Spagnola, QB; Dave Buchanan, HB; Art Malone, FB; Mike Brunson, WB. Defense – Mike Fanucci, LE; Richard Gray, LT; Ted Olivo, MG; Bob Davenport, RT; Junior Ah You, RE; Prentice Williams, LLB; Mike Kennedy, RLB; Windlan Hall, LC; Tom Julian, RC; Seth Miller, SS; Mike Clupper, WS. Specialists – Ed Gallardo, PK; Jim McCann, P.

1970 (11-0)

Head Coach Frank Kush

S 19	W	38	Colorado State (h)	9
S 26	W	35	Kansas State (h)	13
O 3	W	52	Wyoming (a)	3
O 10	W	37	Washington State (h)	30
O 17	W	27	Brigham Young (a)	3
O 24	W	42	Texas-El Paso (a)	13
N 7	W	46	San Jose State (h)	10
N 14	W	37	Utah (h)	14
N 21	W	33	New Mexico (h)	21
D 5	W	10	Arizona (a)	6
D 20	W	48	North Carolina (Peach Bowl)	26

Assistant Coaches: Don Baker, QB; Larry Kentera, LB and DE; Jerry Thompson, DL; Bob Owens, DB; Joe McDonald, WR; Al Tanara, OL; Bill Kajikawa, Frsh.

Usual Lineup: Offense – J.D. Hill, SE; Ed Fisher, LT; Gary Venturo, LG; Mike Tomco, C; Ken Coyle, RG; Roger Davis, RT; Joe Petty, TE; Joe Spagnola, QB; Monroe Eley, HB; Bob Thomas, FB; Steve Holden, WB. Defense – Mike Fanucci, LE; Bob Davenport, LT; Tim Hoban, MG; Richard Gray, RT; Junior Ah You, RE; Prentice Williams, LLB; Mike Mess, RLB; Windlan Hall, LC; Ron Lumpkin, SS; Mike Clupper, WS; Prentice McCray, RC. Specialists – Don Ekstrand, PK; Jim McCann, P.

1971 (11-1)

Head Coach Frank Kush

S 18	W	18	Houston (h)	17
S 25	W	41	Utah (a)	21
O 2	W	24	Texas-El Paso (h)	7
O 9	W	42	Colorado State (h)	0
O 16	L	18	Oregon State (a)	24
O 23	W	60	New Mexico (a)	28
O 30	W	44	Air Force (h)	28
N 6	W	38	Brigham Young (h)	13
N 13	W	52	Wyoming (h)	19
N 20	W	49	San Jose State (a)	6
N 27	W	31	Arizona (h)	0
D 27	W	45	Florida State (Fiesta Bowl)	38

Assistant Coaches: Don Baker, QB; Larry Kentera, LB and DE; Jerry Thompson, DL; Bob Owens, DB; Joe McDonald, WR; Al Tanara, OL; Bill Kajikawa, Frsh.

Usual Lineup: Offense – Calvin Demery, SE; Ed Fisher, LT; George Endres, LG; Mike Tomco, C; Steve Matlock, RG; Roger Davis, RT; Joe Petty, TE; Danny White, QB; Woody Green, HB; Ben Malone, FB; Steve Holden, WB. Defense – Larry Shorty, LE; Rich Gray, LT; Mike Shimkus, RT; Ted Olivo, MG; Junior Ah You, RE; James Baker, LLB; Larry Delbridge, RLB; Windlan Hall, LC; Ron Lumpkin, SS; Mike Clupper, WS; Prentice McCray, RC. Specialists – Don Ekstrand, PK; Danny White, P.

1972 (10-2)

Head Coach Frank Kush

S 16	W	33	Houston (a)	28
S 23	W	56	Kansas State (h)	14
S 30	L	43	Wyoming (a)	45
O 7	W	38	Oregon State (h)	7
O 14	W	59	Utah (h)	48
O 21	W	49	Brigham Young (a)	17
O 28	L	31	Air Force (h)	39
N 4	W	55	Texas-El Paso (a)	14
N 11	W	60	New Mexico (h)	7
N 18	W	51	San Jose State (h)	21
N 25	W	38	Arizona (a)	21
D 23	W	49	Missouri (Fiesta Bowl)	35

Assistant Coaches: Don Baker, QB; Larry Kentera, LB and DE; Jerry Thompson, DL; Al Luginbill, DB; Joe McDonald, WR; Al Tanara, OL; Bill Kajikawa, Frsh.

Usual Lineup: Offense – Ed Beverly, SE; Steve Gunther, LT; John Houser, LG; Ron Lou, C; Steve Matlock, RG; Ed Kindig, RT; Joe Petty, TE; Danny White, QB; Woody Green, HB; Brent McClanahan, FB; Steve Holden, WB. Defense – Larry Shorty, LE; Deke Ballard, LT; Tim Hoban, MG; Neal Skarin, RT; Bob Breunig, LLB; Larry Delbridge, RLB; Reedy Hall, LC; Prentice McCray, RC; Wayne Bradley, WS; Ron Lumpkin, SS. Specialists – Juan Cruz, PK; Danny White, P.

1973 (11-1)

Head Coach Frank Kush

S 15	W	26	Oregon (a)	20
S 22	W	20	Washington State (h)	9
S 29	W	67	Colorado State (h)	14
O 6	W	67	New Mexico (a)	24
O 13	W	28	San Jose State (h)	3
O 20	W	52	Brigham Young (h)	12
O 27	W	44	Oregon State (a)	14
N 3	L	31	Utah (a)	36
N 10	W	47	Wyoming (h)	0
N 17	W	54	Texas-El Paso (a)	13
N 24	W	55	Arizona (h)	19
D 21	W	28	Pittsburgh (Fiesta Bowl)	7

Assistant Coaches: Don Baker, QB; Larry Kentera, LB and DB; Jerry Thompson, DL; Bill Kajikawa, Frsh.; Al Luginbill, LB; Joe McDonald, WR; Al Tanara, OL; Fred Glick, DB.

Usual Lineup: Offense – Greg Hudson, SE; Steve Gunther, LT; John Houser, LG; Ed Kindig, C; Randy Collett, RG; Dave Orzell, RT; Charley Hobbs, TE; Danny White, QB; Woody Green, HB; Ben Malone, FB; Morris Owens, WB. Defense – Sam Johnson, LE; Deke Ballard, LT; Sal Olivo, MG; Neal Skarin, RT; Larry Shorty, RE; Bob Breunig, LLB; James Baker, RLB; Bo Warren, LC; Mike Haynes, RC; Kory Schuknecht, SS; Reedy Hall, WS. Specialists – Dan Kush, PK; Danny White, P.

1974 (7-5)

Head Coach Frank Kush

S 7	W	30	Houston (h)	9
S 21	W	37	Texas Christian (h)	7
S 28	L	0	Missouri (a)	9
O 5	W	16	Wyoming (a)	10
O 19	W	32	Utah (h)	0
O 26	W	41	New Mexico (h)	7
N 2	L	27	Texas-El Paso (h)	31
N 9	L	18	Brigham Young (a)	21
N 16	L	14	North Carolina State (h)	35
N 23	W	26	Colorado State (h)	21
N 30	L	0	Arizona (a)	10
D 7	W	26	Hawaii (a)	3

Assistant Coaches: Don Baker, QB; Fred Glick, DB; Bill Kajikawa, Frsh.; Larry Kentera, DC; Richard Mann, WR; Craig Millbranth, K; Bob Owens, Recruiting; Al Tanara, OL; Jerry Thompson, DL.

Usual Lineup: Offense – Larry Mucker, SE; Billy Joe Winchester, LT; John Houser, LG; Jim Helig, C; Rick Torbert, RG; Dave Orzell, RT; Paul Ervin, TE; Dennis Sproul, QB; Mark Lovett, HB; Freddie Williams, FB; Morris Owens, WB. Defense – Al Weigandt, LE; Tom Seiper, LT; Rocky Matalii, NG; Randy Moore, RT; Ed Vaughn, RE; Bob Breunig, LLB; Larry Gordon, RLB; Mike Martinez, LC; Mike Haynes, RC; Alex Stencel, SS; Kory Schuknecht, WS. Specialists – Dan Kush, PK; Kory Schuknecht, P.

1975 (12-0)

Head Coach Frank Kush

S 13	W	35	Washington (h)	12
S 20	W	33	Texas Christian (a)	10
S 27	W	20	Brigham Young (h)	0
O 4	W	29	Idaho (h)	3
O 11	W	16	New Mexico (a)	10
O 18	W	33	Colorado State (a)	3
O 25	W	24	Texas-El Paso (h)	6
N 1	W	40	Utah (a)	14
N 8	W	21	Wyoming (h)	20
N 14	W	55	Pacific (h)	14
N 29	W	24	Arizona (h)	21
D 27	W	17	Nebraska (Fiesta Bowl)	14

Assistant Coaches: Don Baker, QB; Fred Glick, DB; Bill Kajikawa, Frsh.; Larry Kentera, DC; Richard Mann, WR; Craig Millbranth, K; Bob Owens, DE and LB; Butch Metcalf, OL; Jerry Thompson, DL; Gary Horton, Recruiting.

Usual Lineup: Offense – John Jefferson, SE; Scott Alden, LT; George Fadok, LG; Jim Helig, C; Rick Torbert, RG; Steve Chambers, RT; Bruce Hardy, TE; Dennis Sproul, QB; Freddie Williams, HB; Mark Lovett, FB; Larry Mucker, WB. Defense – Al Weigandt, LE; Chris Lorenzen, LT; Zack DiBrell, MG; Randy Moore, RT; Willie Scroggins, RE; Tim Peterson, LLB; Larry Gordon, RLB; Mike Martinez, LC; Mike Haynes, RC; John Harris, WS; Alex Stencel, SS. Specialists – Dan Kush, PK; Fred Mortensen, P.

SEASON SUMMARIES

1976 (4-7)

Head Coach Frank Kush

S 7	L	10	UCLA (h)	28
S 25	L	22	California (h)	31
O 2	L	10	Wyoming (a)	13
O 9	L	0	Cincinnati (h)	14
O 16	W	23	Texas-El Paso (a)	6
O 23	W	31	New Mexico (h)	15
O 30	L	21	Brigham Young (a)	43
N 6	L	30	Air Force (h)	31
N 13	L	28	Utah (h)	31
N 20	W	21	Colorado State (h)	19
N 27	W	27	Arizona (a)	10

Assistant Coaches: Don Baker, QB; Fred Glick, DB; Gary Horton, TE; Bill Kajikawa, Frsh; Larry Kentera, DC; Richard Mann, WR; Butch Metcalf, DL; Bob Owens, DE and LB; Jerry Thompson, DL; Craig Millbranth, K.

Usual Lineup: Offense - John Jefferson, SE; Bob Pfister, LT; George Fadok, LG; Norris Williams, C; Rick Torbert, RG; Steve Chambers, RT; Bruce Hardy, TE; Dennis Sproul, QB Mark Lovett, HB; Freddie Williams, FB; Larry Mucker, WB. Defense - Al Harris, LE; Kit Lathrop, LT; Gary Padjen, MG; Brad Kiburz, RT; Willie Scroggins, RE; Harry Gabarini, LLB; Tim Peterson, RLB; Mike Martinez, LC; Derrick Martin, RC; John Harris, WS; Raye Williams, SS. Specialists - Dan Kush, PK; Fred Mortensen, P.

1977 (9-3)

Head Coach Frank Kush

S 17	W	35	Northwestern (h)	3
S 24	W	33	Oregon State (h)	31
O 1	L	0	Missouri (h)	15
O 8	W	45	New Mexico (a)	24
O 15	W	37	Air Force (a)	14
O 22	W	66	Texas-El Paso (h)	3
O 29	W	47	Utah (a)	19
N 5	W	45	Wyoming (h)	0
N 12	W	24	Brigham Young (h)	13
N 19	L	14	Colorado State (a)	25
N 25	W	23	Arizona (h)	7
D 25	L	30	Penn State (Fiesta Bowl)	42

Assistant Coaches: Don Baker, QB; Fred Glick, DB; Gary Horton, DL; Bill Kajikawa, Frsh; Bob Karmelowicz, OL; Larry Kentera, DC; Richard Mann, WR; Greg Mohns, DL; Bob Owens, LB; Craig Millbranth, K.

Usual Lineup: Offense - John Jefferson, SE; Doug Dedrick, LT; Greg Blakes, LG; Chris Mott, C; Rick Torbert, RG; George Fadok, RT; Bruce Hardy, TE; Dennis Sproul, QB; Arthur Lane, HB; Mike Harris, FB; Chris DeFrance, WB. Defense - Al Harris, LE; Kit Lathrop, LT; Gary Padjen, MG; Bob Pfister, RT; Bob Kohrs, RE; Tim Peterson, LLB; Dave Barthel, RLB; Carl Russell, RC; John Harris, WS; Darrell Gill, SS; Raye Williams, LC. Specialists - Steve Hicks, PK; Fred Mortensen, P.

1978 (9-3)

Head Coach Frank Kush

S 9	W	42	Pacific (h)	7
S 16	W	24	Brigham Young (h)	17
S 23	L	26	Washington State (a)	51
S 30	W	27	Texas-El Paso (h)	0
O 7	W	56	Northwestern (a)	14
O 14	W	20	Southern California (h)	7
O 28	L	7	Washington (a)	41
N 4	W	35	California (h)	21
N 11	L	14	Stanford (h)	21
N 18	W	44	Oregon State (a)	22
N 25	W	18	Arizona (a)	17
D 16	W	34	Rutgers (Garden State Bowl)	18

Assistant Coaches: Don Baker, RB; Gary Horton, Recruiting; Bill Kajikawa, Frsh; Bob Karmelowicz, OL; Larry Kentera, DC; Richard Mann, WR; Bill Maskill, DB; Greg Mohns, DL; Bob Owens, DE and LB; Craig Millbranth, K.

Usual Lineup: Offense - John Mistler, WR; Steve Chambers, LT; Greg Blakes, LG; Chris Mott, C; Norris Williams, RG; Kani Kauihi, RT; Marshall Edwards, TE; Mark Malone, QB; Roberts Weathers, HB; Gerald Riggs, FB; Chris DeFrance, WB. Defense - Al Harris, LE; Joe Peters, LT; Tom Allen, RT; Bob Kohrs, RE; Ben Apuna, LLB; Jeff McIntyre, MLB; Bob Carl, RLB; Raye Williams, LC; Mike Lee, RC; Kim Anderson, WS; Darrell Gill, SS. Specialists - Steve Hicks, PK; Kevin Rutledge, P.

1979 (6-6)

Frank Kush (3-2), Bob Owens (3-4)

S 8	L	9	California (h)	17
S 15	L	3	Florida State (a)	31
S 22	W	49	*Toledo (h)	0
S 29	W	45	*Oregon State (a)	0
O 13	W	12	*Washington (h)	7
O 20	W	28	*Washington State (h)	17
O 27	W	28	*Utah State (h)	14
N 3	L	21	Stanford (a)	28
N 10	L	28	UCLA (a)	31
N 17	W	42	West Virginia (h)	7
N 24	L	24	Arizona (h)	27
D 1	L	17	Hawaii (a)	29

*Victory later forfeited.

Assistant Coaches: Al Luginbill, LB; Richard Mann, WR; Bill Maskill, DB; Don Baker, QB; Gary Horton, Recruiting; Bob Karmelowicz, OL; Greg Mohns, DL; Bob Owens, DC; Craig Millbranth, K.

Usual Lineup: Offense - John Mistler, SE; Kani Kauihi, LT; Daryl Mueske, LG; Dan Mackie, C; Norris Williams, RG; Tony Loia, RT; Marshall Edwards, TE; Mark Malone, QB; Robert Weathers, HB; Gerald Riggs, FB; Ron Washington, WB. Defense - Bryan Caldwell, LE; Joe Peters, LT; Tom Allen, RT; Bob Kohrs, RE; Ben Apuna, LLB; Gary Padjen, MLD; Joey Lumpkin, RLB; Ralph Dixon, LCB; Ron Brown, RCB; Mike Richardson, SS; Kendall Williams, WS. Specialists - Scott Lewis, PK; Mike Black, P.

1980 (7-4)

Head Coach Darryl Rogers

S 13	W	29	Houston (h)	13
S 20	W	42	Oregon State (h)	14
S 27	L	21	Ohio State (a)	38
O 4	L	21	Southern California (a)	23
O 11	W	27	Washington State (h)	21
O 25	W	37	Pacific (h)	9
N 1	L	0	Washington (a)	25
N 8	W	34	California (h)	6
N 18	L	14	UCLA (A)	23
N 22	W	42	Oregon (h)	37
N 29	W	44	Arizona (a)	7

Assistant Coaches: Ron Chismar, OT and TE; Bob Baker, OC; George Dyer, DC; Mo Forte, WR; C.T. Hewgley, OG and C; Al Luginbill, ILB; Willie Shaw, DB; Dan Underwood, OLB; Craig Millbranth, K.

Usual Lineup: Offense - Ron Washington, WR; Tony Loia, LT; Rod Essley, LG; Dan Mackie, C; Bruce Branch, RG; John Meyer, RT; Jerry Bell, TE; Mike Pagel, QB; Willie Gittens, HB; Gerald Riggs, FB; John Mistler, FL. Defense - Walt Bowyer, LE; Jim Jeffcoat, NG; Bryan Caldwell, RE; Darren Comeaux, LOLB; Joey Lumpkin, LILB; John Sprein, RILB; Vernon Maxwell, ROLB; Ron Brown, DB; Mike Richardson, SS; Ralph Dixon, RR; Michael Lee, FS. Specialists - Scott Lewis, PK; Mike Black, P.

1981 (9-2)

Head Coach Darryl Rogers

S 12	W	52	Utah (h)	10
S 19	W	33	Wichita State (h)	21
S 26	L	21	Washington State (a)	24
O 3	W	26	Washington (a)	7
O 10	W	24	Oregon (h)	0
O 17	W	45	California (h)	17
O 24	W	62	Stanford (a)	36
N 7	W	31	San Jose State (h)	24
N 14	L	24	UCLA (a)	34
N 21	W	52	Colorado State (h)	7
N 28	W	24	Arizona (h)	13

Assistant Coaches: Bob Baker, OC; Ron Chismar, OL; Mo Forte, WR; C.T. Hewgley, OG and C; Al Luginbill, ILB; Bob Padilla, DL; Willie Shaw, DB; Dan Underwood, OLB; Craig Millbranth, K.

Usual Lineup: Offense - Bernard Henry, SE; Tony Loia, QT; Bruce Branch, OG; Dan Mackie, C; Daryl Mueske, SG; John Meyer, ST; Jerry Bell, TE; Mike Pagel, QB; Willie Gittens, TB; Gerald Riggs, FB; Jerome Weatherspoon, FL. Defense - Walt Bowyer, LE; Jim Jeffcoat, NG; Mike Langston, RE; Darren Comeaux, LOLB; John Sprein, LILB; Joey Lumpkin, RLB; Vernon Maxwell, ROLB; Duane Galloway, CB; Kendall Williams, CB; Paul Moyer, SS; Mike Richardson, FS. Specialists - Luis Zendejas, PK; Mike Black, P.

1982 (10-2)

Head Coach Darryl Rogers

S 4	W	34	Oregon (a)	3
S 11	W	23	Utah (h)	10
S 18	W	24	Houston (a)	10
S 25	W	15	California (a)	0
O 2	W	30	Kansas State (h)	7
O 9	W	21	Stanford (h)	17
O 16	W	37	Texas-El Paso (h)	6
O 30	W	17	Southern California (h)	10
N 6	W	30	Oregon State (h)	16
N 13	L	13	Washington (h)	17
N 27	L	18	Arizona (a)	28
J 1	W	32	Oklahoma (Fiesta Bowl)	21

Assistant Coaches: Bob Baker, OC; Ron Chismar, OT & TE; C.T. Hewgley, OG & C; Al Luginbill, DC; Bob Padilla, DL; Willie Shaw, DB; Dan Underwood, OLB; Ivy Williams, REC; Craig Millbranth, K.

Usual Lineup: Offense - Doug Allen, SE; Mike White, QT; Jim Hawn, QG; Mark Shupe, C; Ron Sowers, SG; James Keyton, ST; Ron Wetzel, TE; Todd Hons, QB; Willie Gittens, TB; Dwaine Wright, FB; Jerome Weatherspoon, FL. Defense - Jim Jeffcoat, DE; Mike Langston, NG; Bryan Caldwell, DE; Vernon Maxwell, OLB; Jimmy Williams, ILB; Greg Battle, ILB; Mark Hicks, OLB; Duane Galloway, CB; Mario Montgomery, CB; Paul Moyer, SS; Mike Richardson, FS. Specialists - Luis Zendejas, PK; Mike Black, P.

1983 (6-4-1)

Head Coach Darryl Rogers

S 10	W	39	Utah State (h)	12
S 17	T	26	UCLA (a)	26
S 24	W	44	Wichita State (h)	14
O 1	W	29	Stanford (h)	11
O 15	W	34	Southern California (a)	14
O 22	L	21	Washington State (h)	31
O 29	L	26	Florida State (h)	29
N 5	L	24	California (a)	26
N 12	W	38	Oregon State (h)	3
N 19	W	24	San Jose State (h)	17
N 26	L	15	Arizona (h)	17

Assistant Coaches: Carl Battershell, OL; Ron Chismar, OC; Al Luginbill, DC; Mike Martz, QB; Bob Padilla, DL; Willie Shaw, DB; Dan Underwood, OLB; Ivy Williams, RB; Craig Millbranth, K.

Usual Lineup: Offense - Doug Allen, SE; Mike White, QT; David Fonoti, QG; Mark Shupe, C; Dan Madden, SG; James Keyton, ST; Don Kern, TE; Todd Hons, QB; Darryl Clack, TB; Dwaine Wright, FB; Paul Day, FL. Defense - Frank Rudolph, DE; Mitch Callahan, NG; Fred Gaddis, DE; Brian Noble, OLB; Greg Battle, ILB; Jimmy Williams, ILB; Billy Robinson, OLB; Mario Montgomery, CB; Bruce Hill, CB; Kevin Graven, SS; David Fulcher, FS. Specialists - Luis Zendejas, PK; Jim Meyer, P.

1984 (5-6)

Head Coach Darryl Rogers

S 8	L	3	Oklahoma State (h)	45
S 15	W	48	San Jose State (h)	0
S 22	L	3	Southern California (h)	6
S 29	W	28	Stanford (a)	10
O 6	L	14	California (h)	19
O 20	W	45	Oregon State (h)	10
O 27	L	13	UCLA (h)	21
N 3	L	44	Florida State (h)	52
N 10	W	44	Oregon (a)	10
N 17	W	45	Colorado State (h)	14
N 24	L	10	Arizona (a)	16

Assistant Coaches: Carl Battershell, OL; Al Luginbill, DC; Mike Martz, QB; Greg Meyer, TE; Rex Norris, DL; Willie Shaw, DB; Ivy Williams, RB; Chip Wisdom, LB; Craig Millbranth, K.

Usual Lineup: Offense - Doug Allen, SE; David Fonoti, OT; Randall McDaniel, QG; Mark Shupe, C; Dan Madden, SG; Tom Magazzeni, ST; Steve Koss, TE; Jeff Van Raaphorst, QB; Darryl Clack, TB; Vince Amoia, FB; Paul Day, FL. Defense - Frank Rudolph, DE; Dan Saleaumua, NG; Taleni Wright, DE; Brian Noble, OLB; Greg Battle, ILB; Pat Taylor, ILB; Scott Stephen, OLB; Anthony Parker, CB; Jeff Joseph, CB; David Fulcher, SS; Darren Willis, FS. Specialists - Luis Zendejas, PK; Jim Meyer, P.

SEASON SUMMARIES

1985 (8-4)

Head Coach John Cooper

S 14	L	3	Michigan State (a)	12
S 21	W	27	Pacific (h)	0
S 28	W	24	Southern California (h)	0
O 6	L	17	UCLA (a)	40
O 12	W	34	Utah (h)	27
O 19	W	42	Utah State (h)	10
O 26	W	21	Washington State (a)	16
N 2	W	30	California (a)	8
N 9	W	36	Washington (h)	7
N 16	W	21	Stanford (h)	14
N 23	L	13	Arizona (h)	16
O 22	L	17	Arkansas (Holiday Bowl)	18

Assistant Coaches: Don Bocchi, Recruiting; Jim Colletto, OC; Tom Freeman, OL; Kirk Doll, OLB; Larry Marmie, DC; Mike Martz, QB and WR; Tommy Vaughn, RB; Bill Young, DL; Pat Henderson, DB; Craig Millbranth, K.

Usual Lineup: Offense – Aaron Cox, SE; David Fonoti, QT; Randall McDaniel, QG; Kevin Thomas, C; Todd Kalis, SG; Danny Villa, ST; Jeff Gallimore, TE; Jeff Van Raaphorst, QB; Mike Crawford, TB; Vince Annoia, FB; Paul Day, FL. Defense – Skip McClendon, DE; Shawn Patterson, DT; Dan Saleaumua, NG; Jim Reynosa, DE; Billy Robinson, R; Greg Battle, ILB; John Knight, ILB; Scott Stephen, DEV; Eric Allen, CB; Anthony Parker, CB; David Fulcher, FS. Specialists – Kent Bostrom, PK; Mike Schuh, P.

1986 (10-1-1)

Head Coach John Cooper

S 13	W	20	Michigan State (h)	17
S 20	W	30	Southern Methodist (h)	0
S 27	T	21	Washington State (h)	21
O 4	W	16	UCLA (a)	9
O 11	W	37	Oregon (a)	17
O 18	W	29	Southern California (a)	20
O 25	W	52	Utah (h)	7
N 1	W	34	Washington (h)	21
N 8	W	49	California (h)	0
N 15	W	52	Wichita State (h)	6
N 22	L	17	Arizona (a)	34
J 1	W	22	Michigan (Rose Bowl)	15

Assistant Coaches: Don Bocchi, Recruiting; Jim Colletto, OC; Kirk Doll, OLB; Tom Freeman, OC & G; Pat Henderson, DB; Larry Marmie, DC; Mike Martz, QB & REC; Tommy Vaughn, RB; Bill Young, DL; Craig Millbranth, K.

Usual Lineup: Offense – Aaron Cox, SE; Danny Villa, QT; Randall McDaniel, QG; Kevin Thomas, OC; Todd Kalis, SG; Jim Warne, ST; Jeff Gallimore and Stein Koss, TE; Jeff Van Raaphorst, QB; Channing Williams, FB; Darryl Harris, TB; Bruce Hill, FL. Defense – Skip McClendon, DE; Shawn Patterson, DT; Larry McClothen and Dan Saleaumua, NG; Frank Rudolph and Jim Reynosa, DE; Robby Boyd, ROV; Greg Clark, ILB; Stacy Harvey, ILB; Scott Stephen, DEV; Eric Allen, LC; Darren Willis, FS; Jeff Joseph and Anthony Parker, RC. Specialists – Kent Bostrom, PK; Mike Schuh, P.

1987 (7-4-1)

Head Coach John Cooper

S 12	W	21	Illinois (a)	7
S 19	W	31	Pacific (h)	12
S 26	L	28	Nebraska (h)	35
O 3	W	35	Texas-El Paso (h)	16
O 10	L	14	Washington (a)	27
O 17	W	38	Washington State (h)	7
O 24	W	30	Oregon State (a)	21
O 31	L	23	UCLA (h)	31
N 7	W	37	Oregon (h)	13
N 14	L	20	California (a)	38
N 28	T	24	Arizona (h)	24
D 30	W	33	Air Force (Freedom Bowl)	28

Assistant Coaches: Don Bocchi, Recruiting; Jim Colletto, OC; Kirk Doll, OLB; Frank Falks, RB; Tom Freeman, OC & G; Pat Henderson, DB; Gene Huey, REC; Larry Marmie, DC; Mike Martz, QB; Bill Young, DL; Rick Sang, K.

Usual Lineup: Offense – Aaron Cox, SE; Fedel Underwood, QT; Randall McDaniel, QG; Steve Spurling, C; Todd Kalis, SG; Scott Kirby, ST; Gary Knudson, TE; Daniel Ford, QB; Darryl Harris, TB; Channing Williams, FB; Tony Johnson, FL. Defense – Trace Armstrong, DE; Shawn Patterson, DT; Mark Duckens, NG; Pat Taylor, DE; Robby Boyd, ROV; Greg Clark, ILB; Drew Metcalf, ILB; Rodney Dillard, DEV; Eric Allen, LC; Jeff Mahlstede, FS; Anthony Parker and Eric Crawford, RC. Specialists – Alan Zendejas, PK; Mike Schuh, P.

1988 (6-5)

Head Coach Larry Marmie

S 10	W	21	Illinois (h)	16
S 17	W	28	Colorado State (h)	17
S 24	L	16	Nebraska (a)	47
O 1	W	24	Lamar (h)	13
O 8	L	0	Washington (h)	10
O 15	L	3	Stanford (a)	24
O 22	W	31	Washington State (a)	28
O 29	W	21	Oregon (a)	20
N 5	W	30	Oregon State (h)	24
N 12	L	0	Southern California (h)	50
N 26	L	18	Arizona (a)	28

Assistant Coaches: Mike Ackerley, DL; Don Bocchi, REC; Dennis Brown, DC; Frank Falks, Assistant Head Coach & RB; Tom Freeman, OC & G; Pat Henderson, DB; Mike Martz, OC & QB; Lovie Smith, OLB; Bill Stewart, TE & OT.

Usual Lineup: Offense – Leland Adams, SE; Fedel Underwood, QT; Doug Larson, QG; Steve Spurling, C; Scott Claypoole, SG; Scott Kirby, ST; Ryan McReynolds, TE; Paul Justin, QB; Bruce Perkins, TB; Kelvin Fisher, FB; Tony Johnson, FL. Defense – Saute Sapou, DE; Shane Collins, DT; Israel Stanley, NG; Greg Joelson, DE; Rodney Dillard, DEV; Mark Tingstad, ILB; Drew Metcalf, ILB; Robby Boyd, SS; Eddie Stokes, LC; Nathan LaDuke, FS; Lawrence Hubley, RC. Specialists – Alan Zendejas, PK; Mike Schuh, P.

1989 (6-4-1)

Head Coach Larry Marmie

S 9	W	31	Kansas State (h)	0
S 16	W	28	San Jose State (h)	21
S 23	L	7	Houston (h)	36
S 30	W	19	Missouri (h)	3
O 7	L	14	UCLA (a)	33
O 14	T	17	Oregon State (a)	17
O 21	L	7	Oregon (h)	27
O 28	W	44	Washington State (h)	39
N 4	W	34	Washington (a)	32
N 11	W	30	Stanford (h)	22
N 25	L	10	Arizona (h)	28

Assistant Coaches: Mike Ackerley, DL; Don Bocchi, WR; Dennis Brown, DC; Frank Falks, Assistant Head Coach & RB; Tom Freeman, OC & G; Pat Henderson, DB; Mike Martz, OC & QB; Lovie Smith, OLB; Bill Stewart, TE & OT.

Usual Lineup: Offense – Ron Fair, SE; Mark Hayes, QT; Tony Sherman, QG; Eddie Grant, C; Fedel Underwood, SG; Mike Ritter, ST; Ryan McReynolds, TE; Paul Justin, QB; Kelvin Fisher and Jeff Simoneau, FB; David Winsley, TB; Lynn James, FL. Defense – Shane Collins, DT; Richard Davis, NG; Tim Landers, DT; Terence Johnson, OLB; Mark Tingstad, ILB; Drew Metcalf, ILB; Darren Woodson, OLB; Floyd Fields, SS; Eddie Stokes, LC; Nathan LaDuke, FS; Lawrence Hubley, RC. Specialists – Mike Richey, PK; Brad Williams, P.

1990 (4-7)

Head Coach Larry Marmie

S 8	W	34	Baylor (h)	13
S 15	W	31	Colorado State (h)	20
S 29	L	9	Missouri (a)	30
O 6	L	14	Washington (h)	42
O 13	L	24	California (h)	31
O 20	L	7	Oregon (a)	27
O 27	L	6	Southern California (h)	13
N 3	W	34	Oregon State (h)	9
N 10	W	51	Washington State (a)	26
N 24	L	17	Arizona (a)	21
D 1	L	45	Houston (n)	62

Assistant Coaches: Mike Ackerley, DL; Don Bocchi, WR; Frank Falks, Assistant Head Coach & RB; Mel Foels, DC; Tom Freeman, OC & G; Jake Hallum, T & TE; Mike Martz, OC; Tom McMahon, DB; Lovie Smith, OLB.

Usual Lineup: Offense – Eric Guliford, SE; Mark Hayes, QT; Tim Kirby, QG; Toby Mills, C; Bob Roberston, SG; Mike Ritter, ST; Ryan McReynolds, TE; Paul Justin, QB; Leonard Russell, TB; Kelvin Fisher, FB; Kevin Snyder, FL. Defense – Israel Stanley, DT; Tim Landers, NG; Bryan Hooks, DT; Shante Carver, OLB; Brett Wallerstedt, ILB; Scott Woodford, ILB; Darren Woodson, OLB; Michael Williams, SS; Phillippi Sparks, LC; Nathan LaDuke, FS; Kevin Miniefield, RC. Specialists – Mike Richey, PK; Brad Williams, P.

1991 (6-5)

Head Coach Larry Marmie

S 14	W	30	Oklahoma State (a)	3
S 21	W	32	Southern California (a)	25
S 28	L	9	Nebraska (h)	18
O 5	W	21	Utah (h)	15
O 12	W	24	Oregon State (a)	7
O 19	L	3	Washington State (h)	17
O 26	L	16	UCLA (h)	21
N 2	L	16	Washington (a)	44
N 9	W	24	Oregon (h)	21
N 16	L	6	California (a)	25
N 23	W	37	Arizona (h)	14

Assistant Coaches: Mike Ackerley, DL; Don Bocchi, WR; Frank Falks, Assistant Head Coach & RB; Mel Foels, DC; Tom Freeman, OC & G; Jake Hallum, T & TE; Mike Martz, OC; Tom McMahon, DB; Lovie Smith, OLB.

Usual Lineup: Offense – Eric Guliford, SE; Craig Ritter, QT; Tim Landers, QG; Toby Mills, C; Jeff White, SG; Mike Ritter, ST; Bob Brasher, TE; Bret Powers, QB; Kelvin Fisher, FB; George Montgomery, TB. Defense – Shane Collins, DT; David Dixon, NG; Arthur Paul, DT; Bryan Hooks and Shante Carver, OLB; Brett Wallerstedt, ILB; Justin Drago, ILB; Darren Woodson, OLB; Michael Williams, SS; Phillippi Sparks, LC; Adam Brass, FS; Kevin Miniefield, RC. Specialists – Mike Richey, PK; Steve Rausch, P.

1992 (6-5)

Head Coach Bruce Snyder

S 5	L	7	Washington (h)	31
S 19	W	19	Louisville (h)	0
S 26	L	24	Nebraska (a)	45
O 3	L	20	Oregon (a)	30
O 10	W	39	Pacific (h)	5
O 17	W	40	Oregon State (h)	13
O 24	W	20	UCLA (a)	0
O 31	L	13	Southern California (h)	23
N 7	L	18	Washington State (a)	20
N 14	W	28	California (h)	12
N 21	W	7	Arizona (a)	6

Assistant Coaches: Dick Arbuckle, TE & Special Teams; Kent Baer, DC & ILB; Don Bocchi, WR; Dan Cozzetto, OC & OL; Donnie Henderson, ROV; GUN: Hue Jackson, RB; Rod Marinelli, AHC & DL; Bob Petrino, QB; Phil Snow, DB.

Usual Lineup: Offense – Eric Guliford, WR; Greg Thurston, LT; Farrington "Taco" Toggia, LG; Toby Mills, C; Craig Ritter, RG; Jeff Kysar, RT; Bob Brasher, TE; Grady Benton, QB; Mario Bates, Jerone Davison, Kevin Galbreath, TB; George Montgomery, Gino Valpredo, FB; Clyde McCoy, WR. Defense – Kendall Rhyne, ROV; Gavin Hill, DE; Bryan Hooks, DT; Israel Stanley, DT; Shante Carver, DE; Justin Drago, Mike Phair, ILB; Brett Wallerstedt, ILB; Dereck Moore, Mark Brown, GUN; Kevin Miniefield, LC; Adam Brass, FS; Lenny McGill, RC. Specialists – Mike Richey, PK; Steve Rausch, P.

1993 (6-5)

Head Coach Bruce Snyder

S 4	W	38	Utah (h)	0
S 18	L	17	Louisville (a)	35
S 25	W	12	Oklahoma State (h)	10
O 2	L	14	Oregon State (a)	30
O 9	L	25	Washington State (a)	44
O 16	L	36	Oregon (h)	45
O 23	W	38	Stanford (a)	30
O 30	W	32	Washington (h)	17
N 6	W	41	California (h)	0
N 13	W	9	UCLA (a)	3
N 26	L	20	Arizona (h)	34

Assistant Coaches: Dick Arbuckle, TE & Special Teams; Kent Baer, DC & ILB; Don Bocchi, WR; Dan Cozzetto, OC & OL; Donnie Henderson, ROV; GUN: Hue Jackson, RB; Rod Marinelli, AHC & DL; Bob Petrino, QB; Phil Snow, DB.

Usual Lineup: Offense – Johnny Thomas, WR; Jeff Kysar, LT; Farrington "Taco" Toggia, LG; Toby Mills, C; Chuck Underwood, RG; DeMario Vaughn, RT; Matt Nelson, TE; Jake Plummer, QB; Mario Bates, TB; Parnell Charles, FB; Clyde McCoy, WR. Defense – Harlen Rashada, ROV; Ken Talanoa, RE; Larry Boyd, RT; Brian Proby, RT; Shante Carver, RE; Brian Easter, ILB; Dan Lucas, ILB; Mark Brown, GUN; Craig Newsome, LC; Eddie Cade, FS; Lenny McGill, RC. Specialists – Jon Baker, PK; Lance Anderson, P.

SEASON SUMMARIES

1994 (3-8)

Head Coach Bruce Snyder

S 3	W	22	Oregon State (h)	16
S 10	L	10	Miami (h)	47
S 17	L	22	Louisville (h)	25
S 24	L	21	California (a)	25
O 8	W	36	Stanford (h)	35
O 15	L	14	Washington (a)	35
O 22	L	21	Washington State (h)	28
O 29	W	36	Brigham Young (a)	15
N 5	L	10	Oregon (a)	34
N 12	L	23	UCLA (h)	59
N 25	L	27	Arizona (a)	28

Assistant Coaches: Dick Arbuckle, TE & Special Teams; Kerit Baer, DC & ILB; Dan Cozzetto, OC & OL; Karl Dorrell, WR; Donnie Henderson, ROV - GUN; Dan Henson, QB; Hue Jackson, RB; Rod Marinelli, AHC & DL; Phil Snow, DB.

Usual Lineup: Offense - Clyde McCoy, WR; Jeff Kysar, LT; Juan Roque, LG; Troy Martz, C; Pat Thompson, RG; DeMario Vaughn, RT; Matt Nelson, TE; Jake Plummer, QB; Chris Hopkins, TB; Parnell Charles, FB; Keith Poole, WR. Defense - Harlen Rashada, ROV; Ken Talanoa, RE; Eric Schmidt, RE; Shawn Swayda, DRT; Brent Burnstein, RE; Jason Kyle, ILB; Dan Lucas, ILB; Kendall Rhyne, GUN; Craig Newsome, LC; Eddie Cade, FS; Marcus Soward, RC. Specialists - Jon Baker, PK; Lance Anderson, P.

1995 (6-5)

Head Coach Bruce Snyder

S 2	L	20	Washington (a)	23
S 9	W	45	UTEP (h)	20
S 16	L	28	Nebraska (a)	77
S 23	W	20	Oregon State (h)	11
S 30	L	0	Southern California (a)	31
O 7	L	28	Stanford (h)	30
O 14	W	29	Brigham Young (h)	21
O 28	W	35	Oregon (a)	24
N 4	W	37	UCLA (h)	33
N 11	W	38	California (a)	29
N 24	L	28	Arizona (h)	31

Assistant Coaches: Dick Arbuckle, TE & Special Teams; Dan Cozzetto, OC & OL; Donnie Henderson, DB; Hue Jackson, QB; John Pettas, RB; Robin Pflugrad, WR; Lyle Setencich, ILB; Phil Snow, DC; Kevin Wolthausen, DL.

Usual Lineup: Offense - Keith Poole, WR; Juan Roque, LT; Kyle Murphy, LG; Kirk Robertson, C; Pat Thompson, RG; Glen Gable, RT; Steve Bush, TE; Jake Plummer, QB; Chris Hopkins & Michael Martin, TB; Ryan Wood, FB; Kenny Mitchell, WR. Defense - Brent Burnstein, RE; Shawn Swayda, DRT; Jason Reynolds, DRT; Malchi Crawford & Mike Langridge, RE; Derek Smith, OLB; Justin Drago, ILB; Scott Von der Ahe, ILB; Damien Richardson, SS; Jason Simmons, RCB; Lee Cole, LCB; Mitchell Freedman, FS. Specialists - Robert Nyce, PK; Lance Anderson, P; Marcus Williams, KO.

1996 (11-1)

Head Coach Bruce Snyder

S 7	W	45	Washington (h)	42
S 14	W	52	North Texas (h)	7
S 21	W	19	Nebraska (h)	0
S 28	W	48	Oregon (h)	27
O 5	W	56	Boise State (h)	7
O 12	W	42	UCLA (a)	34
O 19	W	48	Southern California (h)	35 20T
O 26	W	41	Stanford (a)	9
N 2	W	29	Oregon State (a)	14
N 9	W	35	California (h)	7
N 23	W	56	Arizona (a)	14
J 1	L	17	Ohio State (Rose Bowl)	20

Assistant Coaches: Dick Arbuckle, TE & Special Teams; Dan Cozzetto, OC & OL; Donnie Henderson, DB; Cornell Jackson, RB; John Pettas, QB; Robin Pflugrad, WR; Lyle Setencich, ILB; Phil Snow, DC; Kevin Wolthausen, DL.

Usual Lineup: Offense - Lenzie Jackson, WR; Juan Roque, LT; Kyle Murphy, LG; Kirk Robertson, C; Pat Thompson, RG; Grey Ruegamer, RT; Steve Bush, TE; Jake Plummer, QB; Michael Martin & Terry Battle, TB; Jeff Paulk, FB; Keith Poole, WR. Defense - Brent Burnstein, RE; Shawn Swayda, DRT; Vince Amey, DRT; Derrick Rodgers, RE; Pat Tillman, OLB; Scott Von der Ahe, ILB; Derek Smith, ILB; Damien Richardson, SS; Jason Simmons, RCB; Marcus Soward, LCB; Mitchell Freedman, FS. Specialists - Robert Nyce, PK; Lance Anderson, P; Marcus Williams, KO.

1997 (9-3)

Head Coach Bruce Snyder

A 30	W	41	New Mexico State (h)	10
S 13	W	23	Miami (Fla.) (a)	12
S 20	L	10	Brigham Young (h)	13
S 27	W	13	Oregon State (a)	10
O 4	L	14	Washington (a)	26
O 11	W	35	Southern California (h)	7
O 18	W	31	Stanford (a)	14
N 1	W	44	Washington State (h)	31
N 8	W	28	California (a)	21
N 15	W	52	Oregon (h)	31
N 28	L	16	Arizona (h)	28
D 31	W	17	Iowa (Sun Bowl)	7

Assistant Coaches: Dick Arbuckle, TE & Special Teams; Johnny Barr, ILB; Dan Cozzetto, OC & OL; Donnie Henderson, DB; Cornell Jackson, RB; John Pettas, QB; Robin Pflugrad, WR; Phil Snow, DC; Kevin Wolthausen, DL.

Usual Lineup: Offense - Lenzie Jackson, WR; Marvel Smith, LT; Kyle Murphy, LG; Grey Ruegamer, C; Victor Leyva, RG; Glen Gable, RT; Kendrick Bates, TE; Ryan Kealy, QB; Michael Martin & J.R. Redmond, TB; Jeff Paulk, FB; Kenny Mitchell, WR. Defense - Hamilton Mee, RE; Jeremy Staat, RT; Albrecht Battle, RT; Vince Amey, RE; Pat Tillman, OLB; Paul Reynolds, ILB; Larry Johnson, ILB; Damien Richardson, SS; Jason Simmons, RCB; Courtney Jackson, LCB; Mitchell Freedman, FS. Specialists - Robert Nyce, PK; Marcus Williams, P & KO.

1998 (5-6)

Head Coach Bruce Snyder

S 5	L	38	Washington (h)	42
S 12	L	6	Brigham Young (a)	26
S 19	W	34	North Texas (h)	15
S 26	W	24	Oregon State (h)	3
O 3	L	24	USC (a)	35
O 10	L	9	Notre Dame (h)	28
O 22	W	44	Stanford (h)	380T
O 31	W	38	Washington State (a)	28
N 7	W	55	California (h)	22
N 14	L	19	Oregon (a)	51
N 27	L	42	Arizona (a)	50

Assistant Coaches: Dick Arbuckle, TE & Special Teams; Johnny Barr, ILB; Dan Cozzetto, OC & OL; Ron English, DB; Cornell Jackson, RB; John Pettas, QB; Robin Pflugrad, WR; Phil Snow, DC; Kevin Wolthausen, DL.

Usual Lineup: Offense - Lenzie Jackson, WR; Marvel Smith, LT; Scott Peters, LG; Grey Ruegamer, C; Victor Leyva, RG; Thomas Schmidt, RT; Kendrick Bates, TE; Ryan Kealy, QB; J.R. Redmond, TB; Jeff Paulk, FB; Tariq McDonald, WR. Defense - Albrecht Battle, RE; Junior Ioane, DRT; Ryan Reilly, DRT; Erik Flowers, RE; Adam Archuleta, LB; Joe Cesta, LB; Eric Fields, LB; Christon Rance, SS; Courtney Jackson, CB; JJuan Cherry, CB; Mitchell Freedman, FS. Specialist - Stephen Baker, P, PK & KO.


1999 (6-6)

Head Coach Bruce Snyder

S 6	W	31	Texas Tech (h)	13
S 18	L	7	New Mexico State (h)	35
S 25	L	23	California (a)	24
O 2	W	28	UCLA (h)	27
O 9	L	17	Notre Dame (a)	48
O 16	W	28	Washington (a)	7
O 23	W	33	Washington State (h)	21
O 30	L	17	Oregon (a)	20
N 6	W	26	USC (a)	16
N 13	L	30	Stanford (h)	50
N 27	W	42	Arizona (h)	27
D 25	L	3	Wake Forest (Aloha Bowl)	23

Assistant Coaches: Dick Arbuckle, TE & Special Teams; Johnny Barr, LB; Dan Cozzetto, OC & OL; Ron English, DB; Cornell Jackson, RB; John Pettas, QB; Robin Pflugrad, WR; Phil Snow, DC & CB; Kevin Wolthausen, DL.

Usual Lineup: Offense - Richard Williams, WR; Marvel Smith, LT; Levi Jones, LG; Kenneth Williamson, C; Scott Peters, RG; Victor Leyva, RT;



The 1995 ASU Football Team

Todd Heap, TE; Ryan Kealy, QB; J.R. Redmond, TB; Terrelle Smith, FB; Tariq McDonald, WR. Defense - Quincy Yancy, RE; Junior Ioane, DRT; Ryan Reilly, DRT; Erik Flowers, RE; Mason Unck, OLB; Solomon Bates, MLB; Adam Archuleta, OLB; Willie Daniel, SS; Kareem Clark, CB; Courtney Jackson, CB; Alfred Williams, FS. Specialists - Stephen Baker, PK; Nick Murphy, P; Mike Barth, KO.

2000 (6-6)

Head Coach Bruce Snyder

A 31	W	10	San Diego State (a)	7
S 16	W	13	#NR/25 Colorado State (h)	10
S 23	W	44	Utah State (h)	20
S 30	L	31	UCLA (a)	38
O 7	W	30	California (h)	10
O 14	L	15	#11/10 Washington (h)	21
O 21	W	23	Washington State (a)	20 OT
O 28	L	55	#7/10 Oregon (h)	56 20T
N 4	L	38	USC (h)	44 20T
N 11	L	7	Stanford (a)	29
N 24	W	30	Arizona (a)	17
D 25	L	17	Boston College (Aloha Bowl)	31

Assistant Coaches: Dick Arbuckle, TE & Special Teams; Johnny Barr, LB; Ron English, DB; John Pettas, OC & QB; Robin Pflugrad, WR; Phil Snow, DC & CB; Vincent White, RB; Kevin Wolthausen, DL; George Yarno, OL.

Usual Lineup: Offense - Richard Williams, WR; Levi Jones, LT; Marquise Muldrow, LG; Scott Peters, C; Kyle Kosier, RG; Victor Leyva, RT; Todd Heap, TE; Jeff Krohn, QB; Mike Williams & Tom Pace, TB; Stephen Trejo, FB; Donnie O'Neal, WR. Defense - Quincy Yancy, RE; Kurt Wallin, DRT; Danny Masaniai, DRT; Terrell Suggs, RE; Eric Fields, OLB; Solomon Bates, MLB; Adam Archuleta, OLB; Willie Daniel, SS; Kenny Williams, CB; Nijrell Eason, CB; Alfred Williams, FS. Specialists - Mike Barth, PK; Nick Murphy, P; Mike Barth, KO.

2001 (4-7)

Head Coach Dirk Koetter

S 8	W	38	San Diego State (h)	7
S 22	L	28	Stanford (a)	51
S 29	W	53	San Jose State (h)	15
O 6	W	63	Louisiana-Lafayette (h)	27
O 13	L	17	USC (a)	48
O 20	W	41	Oregon State (h)	24
O 27	L	31	#13/11 Washington (h)	33
N 3	L	24	#8/9 Oregon (a)	42
N 10	L	16	#11/12 Washington State (h)	28
N 23	L	21	Arizona (h)	34
D 1	L	42	UCLA (a)	52

Assistant Coaches: Tom Osborne, Asst. Head Coach, TE & Special Teams; Ron English, CB; Dan Fidler, S; Jeff Grimes, DL; Brent Guy DC & LB; Mark Helfrich, QB; Darryl Jackson, WR; Ted Monachino, DL; Tom Nordquist, RB.

Usual Lineup: Offense - Donnie O'Neal, WR; Levi Jones, LT; Marquise Muldrow, LG; Scott Peters, C; Regis Crawford, RG; Kyle Kosier, RT; Mike Pinkard, TE; Jeff Krohn, QB; Delvon Flowers, TB; Mike Karney, FB; Shaun McDonald, WR. Defense - Brian Montano, DE; Tommie Townsend, DT; Kurt Wallin, DT; Terrell Suggs, DE; Mason Unck, LB; Solomon Bates, LB; R.J. Oliver, CB; Willie Daniel, S; Alfred Williams, S; Jason Shivers, FS; Lamar Baker & Emmanuel Franklin, CB. Specialists - Mike Barth, PK; Nick Murphy, P; Mike Barth, KO.

2002 (8-6)

Head Coach Dirk Koetter

A 24	L	10	#10/8 Nebraska (a)	48
A 31	W	38	Eastern Washington (h)	2
S 7	W	46	Central Florida (h)	13
S 14	W	39	San Diego State (a)	28
S 28	W	65	Stanford (h)	24
O 5	L	35	North Carolina (h)	38
O 12	W	13	Oregon State (h)	9
O 19	W	45	#6/6 Oregon (a)	42
O 26	W	27	Washington (h)	16
N 2	L	22	#8/9 Washington State (a)	44
N 9	L	38	California (h)	55
N 16	L	13	#8/8 USC (a)	34
N 29	W	34	Arizona (a)	20
D 27	L	27	#6/6 Kansas State (Holiday Bowl)	34

Assistant Coaches: Tom Osborne, Asst. Head Coach, TE & Special Teams; Ron English, CB; Dan Fidler, S; Jeff Grimes, DL; Brent Guy DC & LB; Mark Helfrich, QB; Darryl Jackson, WR; Ted Monachino, DL; Tom Nordquist, RB.

Usual Lineup: Offense - Daryl Lightfoot, WR; Regis Crawford, LT; Tim Fa'aita, LG; Tony Aguilar, C; Drew Hodgdon, RG; Chaz White, RT; Mike

HISTORY

SEASON SUMMARIES

Pinkard, TE; Andrew Walter, QB; Mike Williams/Cornell Canidate, TB; Mike Karney, FB; Shaun McDonald, WR. Defense - Jimmy Verdon, DE; Brian Montesanto, DT; Khoa Nguyen/Shane Jones, DT; Terrell Suggs, DE; Mason Unck, LB; Josh Amobi, LB; R.J. Oliver, CB; Riccardo Stewart, S; Alfred Williams, S; Jason Shivers, FS; Brett Hudson, CB. Specialists - Mike Barth, PK; Tim Parker, P.

2003 (5-7)

Head Coach Dirk Koetter

S 6	W	34	Northern Arizona (h)	14
S 13	W	26	Utah State (h)	16
S 20	L	2	#18/14 Iowa (a)	21
S 27	L	17	Oregon State (a)	45
O 4	L	17	#10/10 USC (h)	37
O 11	W	59	Oregon (h)	14
O 18	W	33	North Carolina (a)	31
O 25	L	13	UCLA (a)	20
N 1	L	23	California (h)	51
N 8	L	27	Stanford (a)	38
N 15	L	19	#8/8 Washington State (a)	34
N 28	W	28	Arizona (h)	7

Assistant Coaches: Tom Osborne, Asst. Head Coach, TE & Special Teams; Dan Fidler, S; Jeff Grimes, OL; Brent Guy DC & LB; Mark Helfrich, QB; Darryl Jackson, WR; Ted Monachino, DL; Tom Nordquist, RB; Kevin Ramsey, CB.

Usual Lineup: Offense - Derek Hagan, WR; Andrew Carnahan, LT; Tim Fa'aita, LG; Drew Hodgdon, C; Regis Crawford, RG; Grayling Love, RT; Lee Burghgraef, TE; Andrew Walter, QB; Loren Wade/Hakim Hill, TB; Mike Karney, FB; Skyler Fulton, WR. Defense - Jimmy Verdon, DE; Brian Montesanto, DT; Shane Jones, DT; Ishmael Thrower, DE; Jamar Williams, LB; Justin Burks, LB; R.J. Oliver, CB; Riccardo Stewart, S; Brett Hudson, S; Jason Shivers, FS; Chris McKenzie, CB. Specialists - Jesse Ainsworth, PK; Tim Parker, P.

2004 (9-3)

Head Coach Dirk Koetter

S 2	W	41	UTEP (h)	9
S 11	W	30	Northwestern (a)	21
S 18	W	44	#16/12 Iowa (h)	7
S 25	W	27	Oregon State (h)	14
O 2	W	28	Oregon (a)	13
O 16	L	7	#1/1 USC (a)	45
O 23	W	48	UCLA (h)	42
O 30	L	0	#7/8 California (a)	27
N 6	W	34	Stanford (h)	31
N 13	W	45	Washington State (h)	28
N 26	L	27	Arizona (a)	34
D 31	W	27	Purdue (Sun Bowl)	23

Assistant Coaches: Tom Osborne, Asst. Head Coach, TE & Special Teams; Mark Carrier, CB; Dan Fidler, S; Brent Guy DC & LB; Mark Helfrich, QB; Darryl Jackson, WR; Ted Monachino, DL; Brent Myers, OL; Tom Nordquist, RB.

Usual Lineup: Offense - Derek Hagan, WR; Chaz White/Grayling Love, LT; Stephen Berg, LG; Drew Hodgdon, C; Zach Kula/Love, RG; Andrew Carnahan, RT; Zach Miller, TE; Andrew Walter, QB; Loren Wade/Hakim Hill, TB; Lee Burghgraef, HB; Terry Richardson, WR. Defense - Kyle Caldwell, DE; Jimmy Verdon, DT; Jordan Hill, DT; Ishmael Thrower, DE; Dale Robinson, SLB; Justin Burks, MLB; Jamar Williams, DLB; Josh Golden, CB; Riccardo Stewart, S; Emmanuel Franklin, S; Chris McKenzie, CB. Specialists - Jesse Ainsworth, PK; Chris MacDonald, P.

2005 (7-5)

Head Coach Dirk Koetter

S 1	W	63	Temple (h)	16
S 10	L	31	#5/5 LSU (h)	35
S 17	W	52	Northwestern (h)	21
S 24	W	42	Oregon State (a)	24
O 1	L	28	#1/1 USC (h)	38
O 8	L	17	#25/RV Oregon (h)	31
O 22	L	35	Stanford (a)	45
O 29	W	44	Washington (h)	20
N 5	W	27	Washington State (a)	24
N 12	L	35	#14/14 UCLA (a)	45
N 25	W	23	Arizona (h)	20
D 27	W	45	Rutgers (Insight Bowl)	40

Assistant Coaches: Tom Osborne, Asst. Head Coach, TE & Special Teams; Mark Carrier, CB; Dan Fidler, S; Bill Miller DC & LB; Mark Helfrich, QB; Darryl Jackson, WR; Ted Monachino, DL; Brent Myers, OL; Tom Nordquist, RB.

Usual Lineup: Offense - Derek Hagan, WR; Chaz White/Brandon Rodd, LT; Stephen Berg/B. Rodd LG; Grayling Love/Mike Pollak, C; Zach Kula/Leo

Talavou/Robert Gustavus/S. Berg, RG; Andrew Carnahan/C. White, RT; Zach Miller, TE; Sam Keller/Rudy Carpenter, QB; Rudy Burgess, TB; Lee Burghgraef, HB; Terry Richardson, WR. Defense - Kyle Caldwell/Mike Talbot, DE; Jordan Hill, DT; Quincy Darley/DeWayne Hollyfield, DT; Will Kofe, Q; Darley DE; Jamar Williams/Jeremy Payton, SLB; Dale Robinson, MLB; Robert James/J. Williams, WLB; Josh Golden, CB; Maurice London, S; Zach Catanese, S; Mike Davis Jr., CB. Specialists - Jesse Ainsworth, PK; Chris MacDonald, P.

2006 (7-6)

Head Coach Dirk Koetter

A 31	W	35	Northern Arizona (h)	14
S 9	W	52	Nevada (h)	12
S 16	W	21	Colorado (a)	3
S 23	L	21	#21 California (a)	49
S 30	L	13	#14 Oregon (h)	48
O 14	L	21	#3 USC (a)	28
O 21	W	38	Stanford (h)	3
O 28	W	26	Washington (a)	23 OT
N 4	L	10	Oregon State (a)	44
N 11	W	47	Washington State (h)	14
N 18	L	12	UCLA (h)	24
N 25	W	28	Arizona (a)	14
D 24	L	24	Hawai'i (Hawai'i Bowl)	41

Assistant Coaches: Tom Osborne, Asst. Head Coach, TE & Special Teams; Bill Miller DC & LB; Roy Wittke DC & QB; Dan Fidler, S; Darryl Jackson, WR; Brent Myers OL; Al Simmons, CB; Grady Stretz, DL; John Wrenn, RB.

Usual Lineup: Offense - Mike Jones, WR/Nate Kimbrough/Chris McGaha, WR; Brandon Rodd, LT; Robert Gustavus, LG; Mike Pollak, C; Paul Fanaika, RG; A. Carnahan, S. Berg, J. Oriekwu, RT; Z. Miller, TE; B. Miller, HB; Rudy Carpenter, QB; Ryan Torain, TB.

Defense - Dexter Davis, DE; Michael Marquardt/Jordan Hill, DT; Kyle Caldwell, DE; Ryan McFoy, SLB; Beau Manutai, MLB; Derron Ware, WLB; Keno Walter-White/Justin Tryon, CB; Josh Barrett/Zach Catanese, S.

Specialists - Jesse Ainsworth, PK; Johnathan Johnson, P.

2007 (10-3)

Head Coach: Dennis Erickson

S1	W	45	San Jose State (h)	3
S8	W	33	Colorado (h)	14
S15	W	34	San Diego State (h)	13
S22	W	44	Oregon State (h)	32
S29	W	41	Stanford (a)	3
O6	W	23	Washington State (a)	20
O13	W	44	Washington (h)	20
O27	W	31	#18/20 California (h)	20
N3	L	23	#4/4 Oregon (a)	35
N10	W	24	UCLA (a)	20
N22	L	24	#11/12 USC (h)	44
D1	W	20	Arizona (h)	17
D27	L	34	#17/17 Texas (Holiday Bowl)	52

Assistant Coaches: Rich Olson, OC & QB; Craig Bray DC & LB; Dan Cozzetto TE; Grady Stretz, DL; Al Simmons, CB. Special Teams: Gregg Smith, OL; Jamie Christian, RB. Special Teams: Eric Yarber, WR; Matt Lubick, S and Recruiting Coordinator.

Usual Lineup: Offense - Mike Jones, WR; Brandon Rodd, LT; Robert Gustavus/Shawn Lauvao, LG; Mike Pollak, C; Paul Fanaika, RG; Zach Kula/Julius Oriekwu, RT; Brent Miller, TE; Kyle Williams/Rudy Burgess, WR; Rudy Carpenter, QB; Ryan Torain/Keegan Herring, TB; Chris McGaha, WR. Defense - Dexter Davis, DE; Michael Marquardt, DT; David Smith, DT; Luis Vasquez, DE; Travis Goethel, SLB; Morris Wooten, MLB; Robert James, WLB; Justin Tryon, CB; Josh Barrett S; Troy Nolan, S; Chris Baloney/Omar Bolden, CB.

Specialists - Thomas Weber, PK; Weber & Johnathan Johnson, P.

2008 (5-7)

Head Coach: Dennis Erickson

A30	W	30	Northern Arizona (h)	13
S6	W	41	Stanford (h)	17
S13	L	20	UNLV (h)	23 OT
S20	L	10	#3/3 Georgia (h)	27
O4	L	14	California (a)	24
O11	L	0	#8/9 Southern California (a)	28
O25	L	20	Oregon (h)	54
N1	L	25	Oregon State (a)	27
N8	W	39	Washington (a)	19
N15	W	31	Washington State (h)	0
N28	W	34	UCLA (h)	9
D6	L	10	Arizona (a)	31

Assistant Coaches: Rich Olson, OC & QB; Craig Bray DC & LB; Dan Cozzetto TE; Grady Stretz, DL; Greg Burns, DB; Gregg Smith, OL; Jamie Christian, RB, Special Teams; Eric Yarber, WR; Matt Lubick, S and Recruiting Coordinator.

Usual Lineup: Offense - Mike Jones, WR; Jon Hargis, LT; Shawn Lauvao, LG; Thomas Altieri, C; Paul Fanaika, RG; Adam Tello/Tom Njunge/Shawn Lauvao RT; Andrew Pettus/Wes Evans TE; Kyle Williams/Kerry Taylor, WR; Rudy Carpenter, QB; Shaun DeWitty/Dimitri Nance, TB; Chris McGaha, WR.

Defense - Dexter Davis, DE; Saia Falahola/Lawrence Guy, DT; David Smith, DT; Luis Vasquez, DE; Travis Goethel, SLB; Morris Wooten, MLB; Mike Nixon, WLB; Terrell Carr, CB; Rodney Cox, S; Troy Nolan, S; Omar Bolden, CB.

Specialists - Thomas Weber, PK; Weber, P.

2009 (4-8)

Head Coach: Dennis Erickson

S5	W	50	Idaho State (h)	3
S19	W	38	ULM (h)	14
S26	L	17	Georgia (a)	20
O3	L	17	Oregon State (h)	28
O10	W	27	Washington State (a)	14
O17	W	24	Washington (h)	17
O24	L	14	Stanford (a)	33
O31	L	21	California (h)	23
N7	L	9	#12/13 Southern California (h)	14
N14	L	21	#14/16 Oregon (a)	44
N21	L	13	UCLA (a)	23
N28	L	17	Arizona (h)	20

Assistant Coaches: Rich Olson, OC & QB; Craig Bray DC & LB; Grady Stretz, DL; Greg Burns, CB; Gregg Smith, OL; Jamie Christian, TE, Special Teams; Eric Yarber, WR; Matt Lubick, S and Recruiting Coordinator; Bryce Erickson, RB.

Usual Lineup: Offense - Kerry Taylor, WR; Shawn Lauvao, LT; Jon Hargis, LG; Thomas Altieri, C; Garth Gerhart/Brent Good, RG; Tom Njunge, RT; Dan Knapp, TE; Kyle Williams, WR; Danny Sullivan, QB; Dimitri Nance, TB; Chris McGaha, WR.

Defense - Dexter Davis, DE; Lawrence Guy, DT; Saia Falahola, DT; James Brooks, DE; Travis Goethel, SLB; Vontaze Burfict, MLB; Mike Nixon, WLB; Terrell Carr, CB; Jarrell Holman S; Ryan McFoy, S; Pierre Singfield, CB.

Specialists - Thomas Weber, PK; Trevor Hankins, P.

The 2009 ASU Football Team



SEASON SUMMARIES

2010 (6-6)

Head Coach: Dennis Erickson

S4	W	54	Portland State (h)	9
S11	W	41	NAU (h)	20
S18	L	19	#11 Wisconsin (a)	20
S25	L	31	#5 Oregon (h)	42
O2	L	28	Oregon State (a)	31
O9	W	24	Washington (a)	14
O23	L	17	California (a)	50
O30	W	42	Washington State (h)	0
N6	L	33	Southern California (a)	34
N13	L	13	#7 Stanford (h)	17
N26	W	55	UCLA (h)	34
D2	W	30	Arizona (a)	29

Assistant Coaches: Noel Mazzone, Offensive Coordinator; Craig Bray, Defensive Coordinator/Safeties; Jamie Christian, Tight Ends/ST; Grady Stretz, DL; Greg Burns, CB; Gregg Smith, OL; Bryce Erickson, Running Backs; Steve Broussard, WR; Trent Bray, Linebackers; Alex Hamill, Graduate Assistant-Offense; Alvin Smith, Graduate Assistant- Defense.

Usual Lineup: Offense - Gerrell Robinson/Kerry Taylor, WR; Evan Finkenbergl/Dan Knapp, LT; Mike Marcisz, LG; Garth Gerhart, C; Andrew Sampson, RG; Brice Schwab/Aderious Simmons, RT; Trevor Kohl, TE; Steven Threet, QB; Cameron Marshall, TB; Jamal Miles/T.J. Simpson, WR; Mike Willie, WR.

Defense - James Brooks/Jamaar Jarrett, DE; Lawrence Guy, DT; Saia Falahola/Bo Moos, DT; Junior Onyeali/Jamarr Robinson, DE; Oliver Aaron/Shelly Lyons/Colin Parker, LB; Vontaze Burfict, LB; Brandon Magee, LB; Omar Bolden, CB; Eddie Elder, FS; Clint Floyd/Max Tabach, SS; Deveron Carr/Osahon Irabor, CB.

Specialists - Thomas Weber, PK; Trevor Hankins, P.

2011 (6-7)

Head Coach: Dennis Erickson

S1	W	48	UC Davis (h)	14
S9	W(ot)	37	#19 Missouri(h)	30
S17	L	14	Illinois (a)	17
S24	W	43	#23 USC (h)	22
O1	W	35	Oregon State (h)	20
O8	W	35	Utah (a)	14
O15	L	27	#9 Oregon (a)	41
O29	W	48	Colorado (h)	14
N5	L	28	UCLA (a)	29
N12	L	27	Washington State (a)	37
N19	L	27	Arizona (h)	31
N25	L	38	California (h)	47
D22	L	24	#6 Boise State	56

Assistant Coaches: Noel Mazzone, Offensive Coordinator; Craig Bray, Defensive Coordinator/Safeties; Jamie Christian, Tight Ends/ST; Scott Brown, DL; Greg Burns, CB; Gregg Smith, OL; Bryce Erickson, Running Backs; Steve Broussard, WR; Trent Bray, Linebackers; Taylor Mazzone, Graduate Assistant-Offense; Alvin Smith, Graduate Assistant- Defense.

Usual Lineup: Offense - Pflugrad, WR; Finkenbergl/Knapp, LT; Marcisz/Tello, LG; Gerhart, C; Sampson, RG; Simmons/Knapp, RT; Robinson, WR; Miles, WR; Osweller, QB; Marshall, TB

Defense - Onyeali, DE; Moos, DT; Sutton, DT; Jarrett, DE; Lyons/Aaron, LB; Burfict, LB; Parker, LB; Irabor, CB; Elder/Johnson, FS; Floyd, SS

2012 (8-5)

Head Coach: Todd Graham

A30	W	63	Northern Arizona (h)	6
S08	W	45	Illinois (h)	14
S15	L	20	Missouri(a)	24
S22	W	37	Utah (h)	7
S29	W	27	California (a)	17
O11	W	51	Colorado (a)	17
O18	L	21	#3 Oregon (h)	43
O27	L	43	UCLA (h)	45
N03	L	26	#11 Oregon State (a)	36
N10	L	21	#19 USC (a)	38
N17	W	46	Washington State (h)	7
N23	W	41	#24 Arizona (a)	34
D29	W	62	Navy	48

Assistant Coaches: DelVaughn Alexander, WR/Off. Passing Game Coordinator; Chris Ball, Safeties/Def. Passing Game Coordinator; Bob Connelly, Coach/OL Coach; Chip Long, Tight Ends Coach; Joe Long, Special Team Coordinator, Cornerbacks Coach; Mike Norvell, Offensive Coordinator, QB coach; Larry Porter, Assistant Coach, RB; Paul Randolph, Senior Associate Head Coach/Def coordinator; Ron West, Co-Defensive Coordinator, linebacker coach; Keola Loo, Graduate Assistant, Off line; Brian Michalowski, Graduate Assistant, Defensive

Line; Tim Cassidy, Senior Associate Athletic Director of Football; Angelo Richardson, Student Coach; John Wrenn, Assistant Athletics Director of Football Operations; Bo Graham Recruiting Coordinator; Hoace Raymond, Director of Football Initiative, John Sanders, Coordinator of Football Operations.

Usual Lineup: Offense: Jamal Miles, TB/WR; Evan Finkenbergl; Jamil Douglas, LG; Kody Koebensky, C; Andrew Sampson, RG; Kevin Ozier, Y/TE; Cameron Marshall, TE/WR/RB; Taylor Kelly, QB; Chris Coyle H/Z

Defense - William Sutton, DT; Jaxon Hood, NT/DL; Davon Coleman, DE; Steffon Martin, SAM; Chris Young, SPUR; Brandon Magee, WILL; Osahon Irabor, BC; Alden Darby, BS; Keelan Johnson, FS; Deveron Carr, FC.

Specialists: Jon Mora, PK; Alex Garoutte, PK; Josh Hubner, P

2013 (10-4)

Head Coach: Todd Graham

S05	W	55	Sacramento State (h)	0
S14	W	32	#20 Wisconsin (h)	30
S21	L	28	#5 Stanford (a)	42
S28	W	62	USC (h)	41
O5	L	34	Notre Dame (a)	37
O12	W	54	Colorado (h)	13
O19	W	53	#20 Washington (h)	24
O31	W	55	Washington State (a)	21
N09	W	20	Utah (a)	19
N16	W	30	Oregon State (h)	17
N23	W	38	#14 UCLA (a)	33
N30	W	58	Arizona (h)	21
D07	L	14	#7 Stanford	38
D30	L	23	Texas Tech	37

Assistant Coaches: DelVaughn Alexander, WR/Off. Passing Game Coordinator; Chris Ball, Safeties/Def. Passing Game Coordinator; Chip Long, Tight Ends Coach; Joe Lorig, Special Team Coordinator, Cornerbacks Coach; Mike Norvell, Offensive Coordinator, QB coach; Paul Randolph, Senior Associate Head Coach/Def coordinator; Jackie Shipp, Defensive Line; Chris Thomsen, Assistant Head Coach/Offensive Line; Trent Figg, Graduate Assistant, Defense; Keola Loo, Graduate Assistant, Off line; Aaron Pflugrad, Graduate Assistant, Offense; TJ Rushing, Graduate Assistant, Defense; Rudy Burgess, Quality Control; Tim Cassidy, Senior Associate Athletic Director of Football; Travis Dixon, Quality Control; Shawn Griswold; Sports Performance; Angelo Richardson, Student Coach; John Wrenn, Assistant Athletics Director of Football Operations; Bo Graham, Running Backs; John Sanders, Coordinator of Football Operations.

Usual Lineup: Offense: Marion Grice, TB/WR; Evan Finkenbergl; Jamil Douglas, LG; Kody Koebensky, C; Vi Teofilo, RG; Chris Coyle, Y/TE; D.J. Foster, TE/WR/RB; Taylor Kelly, QB; Rick Smith H/Z

Defense: Carl Bradford, DEVL; William Sutton, TIGER; Davon Coleman, NT/DL; Gannon Conway, DE; Salamo Fiso, SAM; Anthony Jones, SPUR; Chris Young, WILL; Osahon Irabor, BC; Alden Darby, BS; Damarious Randall, FS; De'Marieya Nelson, FC.

Specialists: Zane Gonzalez, PK; Alex Garoutte, P

2014 (10-3)

Head Coach: Todd Graham

A28	W	45	Weber State (h)	14
S06	W	58	New Mexico (a)	23
S13	W	38	Colorado (a)	24
S25	L	27	#11 UCLA (h)	62
O4	W	38	#16 USC (a)	34
O18	W	26	#23 Stanford (h)	10
O25	W	24	Washington (a)	10
N01	W	19	#18 Utah (h)	16
N08	W	55	#8 Notre Dame (h)	31
N15	L	27	Oregon State (a)	35
N22	W	52	Washington State (h)	31
N28	L	35	#12 Arizona (a)	42
D27	W	36	Duke	31

Assistant Coaches: DelVaughn Alexander, WR/Off. Passing Game Coordinator; Chris Ball, Co-Defensive Coordinator, Safeties/Def. Passing Game Coordinator; Chip Long, Recruiting Coordinator, Tight Ends/Offensive Special Teams; Mike Norvell, Deputy Head Coach/Offensive Coordinator, QB coach; Keith Patterson, Def. Coordinator, Linebackers/Defensive Special Teams; Paul Randolph, Senior Associate Head Coach/Defensive Line; Jackie Shipp, Defensive Line; Chris Thomsen, Assistant Head Coach/Offensive Line; Tanner Antle, Graduate Assistant, Defense; Josh Martin, Graduate Assistant, Off line; Aaron Pflugrad, Graduate Assistant, Offense; Ray Brown, Graduate Assistant, Defense; Tim Cassidy, Senior Associate Athletic Director of Football; Shawn Griswold; Sports Performance; Angelo Richardson, Student Coach; Bo Graham, Running Backs; John Sanders, Coordinator of Football Operations.

Usual Lineup: Offense: D.J. Foster, TB/WR; Jamil Douglas LT; Christian Westerman, LG; Nick Kelly, C; Vi Teofilo, RG; Tyler Sulka, RT; De'Marieya

Nelson, Y/TE; Jaelen Strong, TE/WR/RB; Taylor Kelly, QB; Cam Smith H/Z Defense: Edmond Boateng, DEVL; Ami Latu, TIGER; Mo Latu, NT/DL; Marcus Hardison, DE; Salamo Fiso, SAM; Lau Moeakiola, SPUR; Antonio Longino, WILL; Lloyd Carrington, BC; Damarious Randall, BS; Jordan Simone, FS; Kweshi Brown, FC. Specialists: Zane Gonzalez, PK; Matt Haack, P

2015 (6-7)

Head Coach: Todd Graham

S05	L	17	Texas A&M	38
S12	W	35	Cal Poly (h)	21
S18	W	34	New Mexico (h)	10
S26	L	14	#19 USC (h)	42
O3	W	38	#7 UCLA (a)	23
O10	W	48	Colorado (h)	23
O17	L	18	#4 Utah (a)	34
O29	L(3ot)	55	Oregon (h)	61
N07	L	24	Washington State (a)	38
N14	W	27	Washington (h)	17
N21	W	52	Arizona (h)	37
N28	L	46	California (a)	48
J2	L	42	West Virginia	43

Assistant Coaches: DelVaughn Alexander, Wide Receivers; Chris Ball, Co-Defensive Coordinator, Safeties; Chip Long, Recruiting Coordinator, Tight Ends; Josh Martin, Running Backs; Mike Norvell, Deputy Head Coach/Offensive Coordinator, QB coach; Keith Patterson, Co-Defensive Coordinator, Linebackers; Jackie Shipp, Defensive Line; Shawn Slocum, Special Teams Coordinator/Outside Linebackers; Chris Thomsen, Assistant Head Coach/Offensive Line; Ray Brown, Defensive Graduate Assistant; Kenny Dillingham, Offensive Graduate Assistant; Jared Holley, Defensive Graduate Assistant; Taylor Kelly, Offensive Graduate Assistant; Ryan Silverfield, Senior Offensive Analyst; Tim Cassidy, Senior Associate Athletic Director of Football; Shawn Griswold, Sports Performance;

Usual Lineup: Offense: Mike Bercovici, QB; Raymond Epps, H; D.J. Foster, WR; Evan Goodman, LT; Nick Kelly, C; Kody Kohl, TE; Devin Lucien, WR; William McGehee, RT; Demario Richard, TB; Vi Teofilo, RG; Christian Westerman, LG; Tim White, WR

Defense: Kweshi Brown, FC; Lloyd Carrington, BC; Demetrius Cherry, NT; Salamo Fiso, SAM; Antonio Longino, DEVL; Lau Moeakiola, SPUR; Kareem Orr, FS; Christian Sam, WILL; Jordan Simone, BS; Tashon Smallwood, TIGER; JoJo Wicker, END

Specialists: Zane Gonzalez, PK; Matt Haack, P

2016 (5-7)

Head Coach: Todd Graham

S03	W	44	Northern Arizona (h)	13
S10	W	68	Texas Tech (h)	55
S16	W	32	UTSA (a)	28
S24	W	51	California (h)	41
O1	L	20	USC (a)	41
O8	W	23	UCLA (h)	20
O15	L	16	Colorado (a)	40
O22	L	32	Washington State (h)	37
O29	L	35	Oregon (a)	54
N10	L	26	#15 Utah (h)	49
N19	L	18	#6 Washington (a)	44
N25	L	35	Arizona (a)	56

Assistant Coaches: Chip Lindsey, Offensive Coordinator/QBs; Shawn Slocum, Assoc. HC/Special Teams Coordinator/DLBs; Chris Thomsen, Assistant Head Coach/Offensive Line; Keith Patterson, Defensive Coordinator/LBs/Def. Special Teams; Joe Seumalo, Assistant Coach/Defensive Line; DelVaughn Alexander, Assistant Coach/Tight Ends; Jay Norvell, Assistant Coach/WRs/Off. Pass Game Coordinator; T.J. Rushing, Assistant Coach/Defensive Backs; John Simon, Assistant Coach/Running Backs; Tim Cassidy, Sr. Associate A.D. of Football; Shawn Griswold, Head Coach of Sports Performance; Donnie Yantis, Assistant A.D. of Recruiting; Markus Alleyne, Director of Player Personnel; Josh Martin, Senior Offensive Analyst; Danny Phillips, Senior Defensive Analyst; Conrad Hamilton, Senior Defensive Analyst; Jerry Neilly, Equipment Manager; Sam Bennett, Graduate Assistant/Offense; Graham Craig, Graduate Assistant/Offense; Drew Seumalo, Graduate Assistant/Defense; Jared Holley, Graduate Assistant/Defense

Usual Lineup: Offense: Manny Wilkins, QB; N'Keal Harry, X; Evan Goodman, LT; Sam Jones, LG; A.J. McCollum, C; Stephon McCray, RG; Quinn Bailey, RT; Kody Kohl, Y; Tim White, H; Demario Richard, RB; Kalen Ballage, TB

Defense: Alani Latu, DEVL; Tashon Smallwood, TIGER; JoJo Wicker, END; Vilami Latu, NOSE; Lau Moeakiola, SPUR; Salamo Fiso, SAM; D.J. Calhoun, WILL; Kareem Orr, BC; Marcus Ball, BS; Armand Perry, FS; De'Chavon Hayes, FC

Specialists: Zane Gonzalez, PK; Matt Haack, P

BOWLS

2015 MOTEL 6 CACTUS BOWL

West Virginia 43, Arizona State 42

January 2 • Phoenix Chase Field • Attendance: 39,321

Arizona State	3	15	14	10	42
West Virginia	9	13	14	7	43

Staying in the state to play in their fifth consecutive bowl game created a highly anticipated matchup with the West Virginia Mountaineers. Playing at Chase Field for the first time since the memorable 45-40 victory over Rutgers in the 2005 Insight Bowl, the Sun Devils fell short in a good old-fashioned shootout, 43-42. QB Mike Bercovici tied the ASU bowl record with four touchdown passes and Tim White's 289 all-purpose yards broke Wilford White's 1951 Salad Bowl record of 247. K Zane Gonzalez recorded 16 points (four field goals & four extra points), putting his total at 386, the most career points in school history. Further school history was made by Tim White, who recorded the team's first-ever blocked kick returned for a PAT at the end of the second quarter.

SCORING SUMMARY

- WVU - Lambert 21 field goal
- WVU - Lambert 31 field goal
- ASU - Gonzalez 37 field goal
- WVU - Lambert 27 field goal
- ASU - Lucien 19 pass from Bercovici (Gonzalez kick)
- WVU - Gibson 59 pass from Howard (Lambert Kick)
- ASU - Gonzalez 19 field goal
- WVU - Shorts 10 pass from Howard (Lambert kick blocked)
- ASU - White PAT return
- ASU - Gonzalez 35 field goal
- ASU - White 2 pass from Bercovici (Gonzalez kick)
- WVU - Jennings 64 pass from Howard (Lambert kick)
- ASU - White 33 pass from Bercovici (Gonzalez kick)
- WVU - Shorts 17 pass from Howard (Lambert kick)
- ASU - Gonzalez 48 field goal
- ASU - Chambers 58 pass from Bercovici (Gonzalez kick)
- WVU - Sillis 15 pass from Howard (Lambert kick)

2014 HYUNDAI SUN BOWL

Arizona State 36, Duke 31

December 27 • Sun Bowl Stadium • Attendance: 47,809

Arizona State	10	10	10	6	36
Duke	3	14	0	14	31

Playing in its first Sun Bowl appearance since 2004, Arizona State scored the go-ahead touchdown in the waning minutes, and held off the Duke Blue Devils on their final drive to win its second bowl game under Todd Graham in three seasons. Freshman running back Demario Ruchard scored four touchdowns -- two on the ground and two more receiving -- to double his regular season touchdown total and grab the game's MVP award. Defensive end Marcus Hardison wrapped up Duke players 13 times in the game to lead the Arizona State defense. In his final game as the starting quarterback for ASU, Taylor Kelly completed 24 passes for 240 yards and two touchdowns.

SCORING SUMMARY

- ASU - Richard 9 run (Gonzalez kick)
- ASU - Gonzalez 28 field goal
- DUKE - Martin 40 field goal
- ASU - Gonzalez 38 field goal
- ASU - Richard 1 run (Gonzalez kick)
- DUKE - Powell 14 pass from Boone (Martin Kick)
- DUKE - Crowder 68 punt return (Martin kick)
- ASU - Richard 11 pass from Kelly (Gonzalez kick)
- ASU - Gonzalez 47 field goal
- DUKE - Barnes 14 pass from Boone (Martin kick)
- DUKE - Blakeney 12 pass from Crowder (Martin kick)
- ASU - Richard 4 pass from Kelly (2-point failed)

2013 NATIONAL UNIVERSITY HOLIDAY BOWL

Texas Tech 37, Arizona State 23

December 30 • San Diego Qualcomm Stadium • Attendance: 52,930

Arizona State	6	7	7	3	23
Texas Tech	13	14	10	0	37

Following a 10-win regular season and a Pac-12 South Division title, the Sun Devils earned a berth in their third consecutive bowl game and traveled to San Diego to take on the Texas Tech Red Raiders. Quarterback

Taylor Kelly and running back D.J. Foster each eclipsed 100 rushing yards in the game, marking the first time a Sun Devil duo had accomplished the feat in the same game since 1999, while safety Damarious Randall paced the defense with 11 tackles and a forced fumble. Twenty-six seniors played in their final game at ASU, including two-time Pac-12 Pat Tillman Defensive Player of the Year Will Sutton and nine other starters.

SCORING SUMMARY

- TTU - Hall 1 pass from Webb (2-point failed)
- TTU - Grant 18 pass from Webb (Bustin kick)
- ASU - Gonzalez 44 field goal
- ASU - Gonzalez 31 field goal
- TTU - Marquez 23 pass from Webb (Bustin kick)
- TTU - Grant 21 pass from Webb (Bustin kick)
- ASU - Foster 20 run (Gonzalez Kick)
- ASU - Kelly 44 run (Gonzalez kick)
- TTU - Davis 90 kickoff return (Sloan kick)
- TTU - Bustin 23 field goal
- ASU - Gonzalez 33 field goal

2012 KRAFT FIGHT HUNGER BOWL

Arizona State 62, Navy 28

December 29 • San Francisco

AT&T Stadium • Attendance: 34,172

Arizona State	21	13	28	0	62
Navy	0	7	7	14	28

The Arizona State University football team put it in the left lane with the hammer down early and often as the team routed Navy, 62-28, to win the Kraft Fight Hunger Bowl in San Francisco. A 34-7 halftime lead set the tone for a dominating third quarter that saw ASU score four touchdowns - three of which coming in 55 seconds or less - as the team set a new school record for points scored in a bowl game. The 28 points was the most scored in a quarter in ASU bowl history. The Sun Devils finished with 648 yards of total offense - over 50 more than the team's previous highest total this season of 593 yards against Colorado and among the top-10 highest-grossing offensive games in school history and the most since putting up a school record 773 yards against Northwestern in 2005. At 9.6 yards per play today, the Sun Devils were just shy of the NCAA Division I bowl record of 9.9, set in the 2011 Orange Bowl by Stanford. Taylor Kelly finished 17-of-19 for 268 yards and four touchdowns in three quarters of action before letting the reserves take it home. He finished his debut season as ASU's quarterback with 29 touchdown passes, good for second on ASU's all-time single-season list. Marion Grice had 159 yards on 14 attempts with two touchdowns and finished his season with 19 touchdowns - the third highest single-season scoring tally in school history. The performance garnered him the Offensive MVP honor for the Kraft Fight Hunger Bowl.

SCORING SUMMARY

- ASU - Ross 16 pass from Kelly (Garoutte kick)
- ASU - Grice 10 run (Garoutte kick)
- ASU - Kelly 1 run (Garoutte kick)
- NAVY - Aiken 3 pass from Reynolds (Sloan kick)
- ASU - Agwuenu 11 pass from Kelly (Garoutte kick)
- ASU - Ross 52 pass from Kelly (Garoutte miss)
- ASU - Ross 50 pass from Kelly (Garoutte kick)
- ASU - Marshall 1 run (Garoutte kick)
- NAVY - Greene 95 kickoff return (Sloan kick)
- ASU - Grice 39 run (Garoutte kick)
- ASU - Marshall 33 run (Garoutte kick)
- NAVY - Swain 46 run (Sloan kick)
- NAVY - Turner 23 pass from Miller (Sloan kick)

2011 LAS VEGAS BOWL

Boise State 56, Arizona State 24

December 22 • Sam Boyd

Stadium • Attendance: 35,720

Arizona State	0	3	7	14	24
Boise State	14	14	7	21	56

The Sun Devils forced three BSU turnovers and Rashad Ross ran back a 98-yard kick return in Arizona State's 56-24 loss to the No. 8 Boise State Broncos. Senior Gerrell Robinson also accumulated a Las Vegas Bowl-record 241 receiving yards in the contest.

SCORING SUMMARY

- BSU - Martin 100 kickoff return (Frisina kick)
- BSU - Shoemaker, T. 14 pass from Moore (Frisina kick)
- BSU - Miller 2 pass from Moore (Frisina kick)
- ASU - Garoutte 32 field goal
- BSU - Efav 5 pass from Miller (Frisina kick)
- ASU - Ross 98 kickoff return (Garoutte kick)
- BSU - Taylor 100 int. return (Frisina kick)
- BSU - Harper 4 run (Frisina kick)
- BSU - Stanaway 26 fumble recovery (Frisina kick)
- ASU - Robinson 21 pass from Osweiler (Garoutte kick)
- BSU - Martin 2 run (Frisina kick)
- ASU - Bell 30 pass from Osweiler (Garoutte kick)

2007 HOLIDAY BOWL

Texas 52, Arizona State 34

December 27 • San Diego Qualcomm Stadium • Attendance: 64,020

Arizona State	0	10	10	14	34
Texas	21	7	7	17	52

Despite possessing a come-from-behind ability that was demonstrated time and again throughout the 2007 season, a 21-point first quarter deficit would prove to be too much for Arizona State to overcome as the No. 19 Texas Longhorns defeated the No. 11 Sun Devils 52-34 in the 2007 Holiday Bowl. The Longhorns scored touchdowns on three of their first five possessions to take a 21-0 lead late in the first quarter. Chris McGaha's first touchdown reception of the season, a seven-yard toss from Rudy Carpenter, got the Sun Devils on the scoreboard early in the second quarter, cutting Texas' lead to 21-7. Texas would build its lead back up to 21 when Longhorn QB Colt McCoy took it in from nine yards out. A 32-yard field goal by Lou Groza Award winner Thomas Weber reduced Texas' lead to 28-10 at the intermission. Weber would connect on another field goal early in the third quarter, this one from 46 yards, to bring the Sun Devils within 15 points, 28-13. The remainder of the third quarter would see the teams exchange touchdowns before a 10-point flurry by the Longhorns early in the fourth quarter would put the game out of reach for ASU. With ASU facing an all-but-insurmountable deficit, Danny Sullivan was inserted at quarterback for the remainder of the game. The Los Gatos, Calif, native performed admirably (7-14-118 yds, 1 TD, 1 INT), leading the Sun Devils on a pair of touchdown drives to get them within 11 points, 45-34, with 3:42 left in the game. After an unsuccessful sideside kick attempt, Texas RB Jamaal Charles, who ran for 161 yards, closed out the scoring with a 32-yard scoring run. Before leaving the game, Carpenter threw for 187 yards and a pair of touchdowns. Dimitri Nance (18 att, 48 yards) led the Sun Devils rushing attack while McGaha tied his career best with a game-high nine receptions for 79 yards. Mike Jones led all receivers on the field with 107 yards (eight receptions) and two touchdowns.

SCORING SUMMARY

- UT - Lockey 2 pass from McCoy (Bailey kick)
- UT - Chils 4 run (Bailey kick)
- UT - Charles 15 run (Bailey kick)
- ASU - McGaha 7 pass from Carpenter (Weber kick)
- UT - McCoy 9 run (Bailey kick)
- ASU - Weber 32 field goal
- ASU - Weber 46 field goal
- UT - Finley 0 fumble recovery (Bailey kick)
- ASU - Jones 22 pass from Carpenter (Weber kick)
- UT - Bailey 21 FG
- UT - McGee 28 run (Bailey kick)
- ASU - Jones 10 pass from Sullivan (Weber kick)
- ASU - Woods 3 run (Weber kick)
- UT - Charles 32 run (Bailey kick)

2006 HAWAII BOWL

Hawai'i 41, Arizona State 24

December 24 • Honolulu Aloha Stadium • Attendance: 40,623

Hawaii	0	3	21	17	41
Arizona State	3	7	0	14	24

The fifth edition of the Sheraton Hawai'i Bowl went to the Hawai'i Warriors as they beat ASU 41-24 at Aloha Stadium. Despite holding the nation's top-ranked offense to only three points in the first half, the Sun Devils could not shut down the Warriors in the second half. The first half was not what many expected from two high-scoring teams, as Arizona State used time consuming drives and attacking defense to hold off the Hawai'i offense for most of the first 30 minutes. A 44-yard Jesse Ainsworth field goal opened the scoring near the end of the first quarter, but Hawai'i tied the game at three in the opening minutes of the second. Rudy Carpenter gave the Devils a 10-3 halftime lead when he found wide out Brandon Smith in the end zone from 37-yards out for the touchdown. Hawai'i quarterback Colt Brennan found his rhythm in the second half, as

BOWLS

BOWL GAME RESULTS (14-13-1)

Sun Bowl. Jan. 1, 1940
ASU 0, Catholic U. 0

Sun Bowl. Jan. 2, 1941
Case Western Reserve 26, ASU 13

Salad Bowl. Jan. 2, 1950
Xavier 33, ASU 21

Salad Bowl. Jan. 1, 1951
Miami (O) 34, ASU 21

Peach Bowl. Dec. 30, 1970
ASU 48, North Carolina 26

Fiesta Bowl. Dec. 27, 1971
ASU 45, Florida State 38

Fiesta Bowl. Dec. 23, 1972
ASU 49, Missouri 35

Fiesta Bowl. Dec. 21, 1973
ASU 28, Pittsburgh 7

Fiesta Bowl. Dec. 26, 1975
ASU 17, Nebraska 14

Fiesta Bowl. Dec. 25, 1977
Penn State 42, ASU 30

Garden State Bowl. Dec. 16, 1978
ASU 34, Rutgers 18

Fiesta Bowl. Jan. 1, 1983
ASU 32, Oklahoma 21

Holiday Bowl. Dec. 22, 1985
Arkansas 18, ASU 17

Rose Bowl. Jan. 1, 1987
ASU 22, Michigan 15

Freedom Bowl. Dec. 30, 1987
ASU 33, Air Force 28

Rose Bowl. Jan. 1, 1997
Ohio State 20, ASU 17

Sun Bowl. Dec. 31, 1997
ASU 17, Iowa 7

Aloha Bowl. Dec. 25, 1999
Wake Forest 23, ASU 3

Aloha Bowl. Dec. 25, 2000
Boston College 31, ASU 17

Holiday Bowl. Dec. 27, 2002
Kansas State 34, ASU 27

Sun Bowl. Dec. 31, 2004
ASU 27, Purdue 23

Insight Bowl. Dec. 27, 2005
ASU 45, Rutgers 40

Hawai'i Bowl. Dec. 24, 2006
Hawai'i 42, ASU 21

Holiday Bowl. Dec. 27, 2007
Texas 52, ASU 34

Las Vegas Bowl. Dec. 22, 2011
Boise State 56, ASU 24

Kraft Fight Hunger Bowl.
Dec. 29, 2012 ASU 62, Navy 28

National University Holiday Bowl,
Dec. 30, 2013 TTU 37, ASU 23

Hyundai Sun Bowl,
Dec. 27, 2014 ASU 36, Duke 31

Motel 6 Cactus Bowl,
Jan. 2, 2016 WVU 43, ASU 42

Hawai'i scored 24 straight points before Ryan Torain found the goal line to cut the lead to 27-17. ASU would close to within three when Carpenter hooked up with Michael Jones from four yards away, but Brennan and the Warriors scored the game's final 14 points to pull away for the 41-24 victory. Rudy Carpenter had two touchdown tosses and Ryan Torain ran for 160 yards and a score, but it wasn't enough as Warriors QB, Colt Brennan, threw five touchdown passes to lead Hawai'i to the victory.

SCORING SUMMARY

ASU – Ainsworth 44 field goal
UH – Kelly 42 field goal
ASU – Smith 37 pass from Carpenter (Ainsworth kick)
UH – Rivers 38 pass from Brennan (Kelly kick)
UH – Grice-Mullen 7 pass from Brennan (Kelly kick)
UH – Grice-Mullen 36 pass from Brennan (Kelly kick)
UH – Kelly 43 field goal
ASU – Torain 12 run (Ainsworth kick)
ASU – Jones, M. 4 pass from Carpenter (Ainsworth kick)
UH – Bess 21 pass from Brennan (Kelly kick)
UH – Rivers 79 pass from Brennan (Kelly kick)

2005 INSIGHT BOWL

Arizona State 45, Rutgers 40

December 27 • Phoenix Chase Field • Attendance: 43,536

Arizona State	7	10	14	14	45
Rutgers	17	7	6	10	40

Led by quarterback, Rudy Carpenter, who threw for 467 yards and four scores, Arizona State rolled up an Insight Bowl record 678 yards in total offense on its way to a 45-40 win over Rutgers. Carpenter, a redshirt freshman who took over for injured Sam Keller eight games into the season, completed 23-of-35 passes with no interceptions to earn Most Valuable Offensive Player honors. After trailing for much of the game, ASU took its first lead, 31-27, with 6:37 left in the third quarter following Carpenter's 22-yard touchdown pass to Terry Richardson. The Scarlet Knights, who played ASU in their only other bowl appearance in 1978, recaptured the lead, 33-31, after Jeremy Ito's 48-yard field goal with 12:56 to play. However, no sooner was it that the Sun Devils would take the lead for good after Carpenter threw a 42-yard touchdown pass to Matt Miller. Combined with a successful two-point conversion ASU led 39-33 with 10 minutes left. It was the second time in the game that Carpenter and Miller connected for a score after the two teamed up for a 43-yard touchdown in the first quarter to tie the game at 7-7. Miller had a game-high 135 yards receiving on five receptions. ASU would extend its lead after sophomore running back Rudy Burgess, who had 103 yards rushing on 16 carries, culminated a 69-yard drive with a four-yard run to give ASU a 45-33 lead with 4:26 remaining. A 29-yard touchdown pass from Ryan Hart to Tre Moses with two minutes left made the final score 45-40. Hart led the Scarlet Knights with 374 yards passing and three touchdown passes while Moses had a game-high seven receptions for 113 yards. Also providing a spark to the Rutgers offense was running back Ray Rice, who had 108 yards rushing. Rutgers took the opening kickoff and went 80 yards in eight plays to take an early 7-0 lead after Hart found Clark Harris for a one-yard score. The Scarlet Knights would lead by as many as 14 in the first half after a three-yard touchdown run by Brian Leonard gave Rutgers a 24-10 lead. The Sun Devils would get to within a touchdown before halftime after Carpenter led ASU on an 80-yard touchdown drive.

Zach Miller's one-yard touchdown reception cut the lead in half, 24-17, with 39 seconds left in the half. The two teams combined to break several records including most total net yards (1,211), most net yards passing (841) and most first downs (57). Combined with its 27-23 win over Purdue in the Sun Bowl one year earlier, the 45-40 win over Rutgers gave ASU its first back-to-back bowl victories in nearly 20 years.

SCORING SUMMARY

RU – Harris 1 pass from Hart (Ito kick)
ASU – M. Miller 43 pass from Carpenter (Ainsworth kick)
RU – Leonard 31 pass from Hart (Ito kick)
RU – Ito 25 field goal
ASU – Ainsworth 20 field goal
RU – Leonard 3 run (Ito kick)
ASU – Z. Miller 1 pass from Carpenter (Ainsworth kick)
ASU – Burgess 1 run (Ainsworth kick)
RU – Ito 23 field goal
ASU – Richardson 22 pass from Carpenter (Ainsworth kick)
RU – Ito 52 field goal
RU – Ito 48 field goal
ASU – M. Miller 42 pass from Carpenter (B. Miller pass from Carpenter)
ASU – Burgess 4 run (Carpenter rush failed)
RU – Moses 29 pass from Hart (Ito kick)

2004 SUN BOWL

Arizona State 27, Purdue 23

December 31 • El Paso, Texas
Sun Bowl Stadium • Attendance: 51,288

Arizona State	3	0	7	17	27
Purdue	0	2	7	14	23

Arizona State and Purdue made up for a slow start in the 71st Vitals Sun Bowl by combining for 45 second-half points and a spectacular finish in front of the largest crowd (51,288) in the history of El Paso's bowl game. Sun Devil running back Rudy Burgess scored on a 19-yard screen pass from Sun Bowl MVP Sam Keller with 43 seconds remaining to give ASU a 27-23 come-from-behind victory over heavily-favored Purdue. "Nobody gave us a chance," said ASU head coach Dirk Koetter, whose team played without its starting quarterback, running back and safety. "I'm proud of the way we came back, time and time again." ASU, which finished the season 9-3 and ranked No. 19, led 3-2 after an uneventful first half. But the Sun Devils overcame deficits three times in an action-packed second half, including twice in the final quarter thanks to a pair of touchdown passes by Keller, making his first career start (for the injured Andrew Walter). Keller completed 25 of 45 passes for 370 yards and three touchdowns with no interceptions. A 22-yard field goal by Jesse Ainsworth gave ASU a 3-0 lead with 2:35 to play in the first quarter. Purdue scored a safety in the second quarter. The Boilermakers scored on the first play from scrimmage to open the second half to make the score 9-3. ASU answered quickly when Keller hit wideout Derek Hagan with a 27-yard touchdown strike to retake the lead, 10-9 five minutes into the third quarter. Less than a minute into the fourth, Purdue's Kyle Orton found Taylor Stubblefield with a five-yard touchdown pass to give Purdue a 16-10 advantage. A 34-yard field goal from Ainsworth cut the lead to three points with 10:33 remaining and Burgess gave ASU back the lead when he broke free on a 41-yard screen play for a touchdown with 6:23 to go. A punt block by Purdue allowed the Boilers to score on a six-yard

touchdown pass from Orton to Charles Davis, giving them a 23-20 lead with 1:14 left to play. But Keller marched ASU down the field in four plays, capping the drive with his second fourth-quarter screen pass to Burgess for a touchdown to give the Sun Devils their first bowl victory since the 1997 Sun Bowl. "(Burgess) did all the work (on the game-winning touchdown play)," said Keller, who thought his teammate should have at least shared the MVP trophy. "Maybe there needs to be a plate on there that says, 'Thank you Rudy.'"

SCORING SUMMARY

ASU – Ainsworth 22 field goal
PU – Villareal safety
PU – Hare 80 pass from Orton
ASU – Hagan 27 pass from Keller
PU – Stubblefield 5 pass from Orton
ASU – Ainsworth 34 field goal
ASU – Burgess 41 pass from Keller
PU – Davis 6 pass from Orton
ASU – Burgess 19 pass from Keller

2002 HOLIDAY BOWL

Kansas State 34, Arizona State 27

December 27, 2002 • San Diego, Calif.
Qualcomm Stadium • Attendance: 58,717

Kansas State	0	14	0	20	34
Arizona State	0	20	0	7	27

The Sun Devils traveled to San Diego for the Holiday Bowl as the biggest underdogs of the bowl season against the No. 6 Kansas State Wildcats. Although they were facing the best defense in the country, the Sun Devils never trailed until the final 75 seconds of the contest. The first quarter featured no scoring and to the surprise of almost 60,000 in Qualcomm Stadium and a national television audience, the Wildcats started the second quarter with a total of minus-five yards rushing and had not advanced the ball past their own 33-yard line. The Sun Devils' following possession began what would be their second of six consecutive drives to start in Wildcat territory and ASU scored on a six-yard TD pass to Justin Taplin from Walter. Linebacker Mason Unck forced KSU quarterback Eli Roberson to fumble on the Wildcats' next possession, which led to a Mike Barth field goal to put ASU up 10-0. Darren Sproles finally got K-State its first points as he scampered 41 yards for a score on the next Wildcat drive, making the score 10-7. The exact same sequence of ASU TD, KSU fumble, ASU field goal, KSU TD would occur again before halftime, with the score being 20-14 at the break. The flow of the second half would mirror the first: a scoreless third quarter and a wild final period with Roberson leading off the fourth quarter with a three-yard TD run to leave the game tied after the extra point was fumbled. The Sun Devils had an immediate reply with a perfectly executed scoring drive as Walter threw a 10-yard touchdown pass to running back Mike Williams, giving the Sun Devils a 27-20 lead with 10:30 remaining. But another Roberson touchdown and a Derrick Evans score gave the Wildcats the 34-27 victory as the game was nearing its end. ASU defensive end Terrell Suggs sacked Roberson twice to extend his NCAA sack record to 24 on the year and was named the Defensive Player of the Game.

BOWLS

BOWL GAME MVP'S

GAME	MVP
2014 Hyundai Sun Bowl	Demario Richard (O)
2012 Kraft Fight Hunger	Marion Grice (O) Will Sutton (D)
2005 Insight	Rudy Carpenter (O) Jamar Williams (D)
2004 Sun	Sam Keller (MVP)
2002 Holiday	Terrell Suggs (D)
2000 Aloha	Alfred Williams (D)
1999 Aloha	Adam Archuleta (D)
1997 Sun	Michael Martin (MVP) Jeremy Staat (Lineman)
1987 Freedom	Daniel Ford (O)
1987 Rose	Jeff Van Raaphorst (MVP)
1985 Holiday	Greg Battle (D)
1983 Fiesta	Todd Hons (D) Jim Jeffcoat (D)
1978 Garden State	John Mistler (O)
1977 Fiesta	Dennis Sproul (O)
1975 Fiesta	John Jefferson (O) Larry Gordon (O)
1973 Fiesta	Greg Hudson (D) Mike Haynes (D)
1972 Fiesta	Woody Green (O)
1971 Fiesta	Junior Ah You (D)
1970 Peach	Monroe Eley (O) Junior Ah You (D)

SCORING SUMMARY

ASU – Taplin 6 pass from Walter
ASU – Barth 26 field goal
KSU – Sproles 41 run
ASU – Hill 9 run
ASU – Barth 39 field goal
KSU – Roberson 32 run
KSU – Roberson 3 run
ASU – Williams 10 pass from Walter
KSU – Roberson 1 run
KSU – Evans 10 pass from Roberson

2000 ALOHA BOWL

Boston College 31, Arizona State 17

December 25 • Honolulu, Hawaii
Aloha Stadium • Attendance: 24,397

Boston College	10	0	14	7	31
Arizona State	7	3	0	7	17

After an emotional pregame speech on Christmas Day, Arizona State head coach, Bruce Snyder, made his last run onto the field with his Sun Devils. But, hoping for a pleasant Christmas gift in the warm tropics, ASU fell short in its second consecutive Aloha Bowl, losing to Boston College 31-17. The Devils jumped out early in the first quarter on a 14-yard burst by Tom Pace on the second play from scrimmage. However, less than two minutes later, Boston College quarterback Tim Hasselbeck got loose for a 52-yard scramble that set up an Eagle score from 10 yards out to tie the game. On the ensuing ASU drive, quarterback Jeff Krohn fumbled after being sacked, and Boston College's Deric Rossy picked up the loose ball at the Sun Devils 19 yard-line. Boston College had to settle for a Mike Sutphin 50-yard field goal to leave ASU trailing, 10-7. Early in the second quarter, Krohn found Pace and wide receiver Richard Williams open on several key passing plays that resulted in Mike Barth's 28-yard field goal to even up the score again. The rest of the quarter would remain quiet, and both teams went in at halftime knotted at 10-10. Boston College stole the third quarter, scoring two touchdowns and keeping the Devils from getting any offensive power generated. Eagles quarterback Tim Hasselbeck hooked up with wide out Dedrick Dewalt for a 58-yard passing score and flanker Ryan Read for a 40-yard score to put the Eagles up by two touchdowns. Boston College added another seven points early in the fourth quarter and the Sun Devils were able to score late in the fourth quarter after quarterback Matt Cooper connected with Ryan Dennard for a 31-yard scoring grab.

SCORING SUMMARY

ASU – Pace 14 run
BC – Washington 10 run

BC – Sutphin 50 field goal
ASU – Barth 28 field goal
BC – Dewalt 58 pass from Hasselback
BC – Read 40 pass from Hasselback
BC – Washington 11 run
ASU – Dennard 31 pass from Cooper

1999 ALOHA BOWL

Wake Forest 23, Arizona State 3

December 25 • Honolulu, Hawaii
Aloha Stadium • Attendance: 40,974

Wake Forest	3	0	10	10	23
Arizona State	0	3	0	0	3

Christmas in paradise turned out to be anything but merry for Arizona State, which fell to Wake Forest 23-3 in the Aloha Bowl. The Aloha Bowl was a tale of two halves, with the first playing itself out as a defensive struggle. Each team could only muster one field goal, with the Demon Deacons' Mike Burdick scoring at the 8:18 mark of the first quarter and Mike Barth putting one through the uprights with 11:22 remaining in the second. After halftime ASU, forced three-and-out on its first possession of the half, had the ensuing punt by Nick Murphy blocked by the Deacons and downed at their own 36. Burdick chipped in a 24-yarder on the following possession. The ASU offense then appeared to receive its wake up call when J.R. Redmond powered his way for 38 yards on a critical third-and-three situation to advance the ball to midfield. On the next play reserve tailback Gerald Green would scamper for another 15 yards. However the drive stalled and Barth then missed a 42-yard field goal attempt which would have knotted the score at six. The Demon Deacons took over at their own 24 and four plays later, Ben Sankey connected with receiver Jimmy Caldwell for a 56-yard touchdown at the 4:13 mark. From that point on the Deacon defense would clamp down, surrendering just three more first downs and not allowing the Sun Devils to advance past midfield. On offense Wake continually fed the ball to tailback Morgan Kane, who finished with 83 yards and increased the lead to 20-7 with his dive over the goal line with 11:11 left in the game. A late field goal by Burdick would ensure Wake Forest the win. Redmond was responsible for 89 of ASU's 164 total yards, and finished his stellar collegiate career as ASU's third all-time leading rusher with 3,223 yards.

SCORING SUMMARY

WF – Burdick 22 field goal
ASU – Barth 46 field goal
WF – Burdick 34 field goal
WF – Caldwell 56 pass from Sankey (Burdick kick)
WF – Kane 1 run (Burdick kick)
WF – Burdick 43 field goal

1997 SUN BOWL

Arizona State 17, Iowa 7

December 31 • El Paso, Texas
Sun Bowl Stadium • Attendance: 49,104

Iowa	0	0	0	7	7
Arizona State	0	10	7	0	17

After missing the 1997 Rose Bowl, oft-injured tailback Michael Martin capped his career at ASU with a heroic curtain call and led ASU to a 17-7 win over Iowa. Martin carried the ball 27 times for 169 yards, including a third-quarter touchdown that gave the Sun Devils a 17-0 lead. Martin's MVP performance eased the pressure off backup quarterback Steve Campbell, who put ASU on the scoreboard with a 35-yard strike to Lenzie Jackson in the second quarter. Campbell completed five passes for 109 yards. Just before halftime, Robert Nycz kicked a 20-yard field goal to give the Sun Devils a 10-0 lead. The 10-point spot was all the Sun Devils defense needed, slamming the door on Iowa's offense. Jeremy Staat was the defensive standout for the Sun Devils with three sacks. Defensive lineman Quincy Yancy recorded a seven-yard sack and another tackle for a loss of a yard. Hamilton Mee and Pat Tillman also found their way to the quarterback. This Sun Bowl appearance marked the first time in 10 years that ASU played bowl games in consecutive seasons.

SCORING SUMMARY

ASU – Jackson 35 pass from Campbell (Nycz kick)
ASU – Nycz 20 field goal
ASU – Martin 1 run (Nycz kick)
UI – Carter 26 pass from Reiners (Bromert kick)

1997 ROSE BOWL

Ohio State 20, Arizona State 17

January 1, 1997 • Pasadena, Calif
The Rose Bowl • Attendance: 100,635

Ohio State	7	0	7	6	20
Arizona State	0	7	3	7	17

Arizona State quarterback Jake "The Snake" Plummer scored on a dramatic 11-yard touchdown run with 1:40 left in the game to give ASU a 17-14 lead, only to see Ohio State drive 65 yards in 12 plays and score the winning touchdown with :19 remaining, giving the Buckeyes a 20-17 victory. The game was one of the most exciting Rose Bowl games in history and one of the most exciting college football games seen in a while. Plummer, who finished third in the Heisman Trophy balloting, completed 19 of 35 passes for 201 yards and one touchdown in the game. The touchdown pass was a spectacular 25-yard strike to wide receiver Ricky Boyer, which tied the score at seven at 10:04 in the second quarter. Ohio State had scored first in the opening stanza on a nine-yard pass from quarterback Stanley Jackson to David Boston. The game remained deadlocked at halftime and with 9:12 left in the third quarter, ASU's Robert Nycz nailed a 37-yard field goal, giving the Sun Devils their first lead, 10-7. OSU quarterback Joe Germaine wasted no time in hitting wideout Demetrious Stanley on a 72-yard scoring strike with 8:23 left in the third. Ohio State led 14-10. The game remained scoreless until the final 1:40 when Plummer and Germaine performed their heroics. The 1997 Bowl game was the most-watched college bowl game of the season, earning an 18.2 overnight rating (31 share), a full point ahead of the Florida-Florida State Sugar Bowl (17.2/25), which determined the national championship. ASU wide receiver Lenzie Jackson caught five passes for 71 yards while teammate Derek Smith tallied a game-high 18 tackles from his inside linebacking position. He added two quarterback sacks and deflected one pass.

SCORING SUMMARY

OSU – Boston 9 pass from Jackson (J. Jackson kick)
ASU – Boyer 25 pass from Plummer (Nycz kick)
ASU – Nycz 37 field goal
OSU – Stanley 72 pass from Germaine (J. Jackson kick)
ASU – Plummer 11 run (Nycz kick)
OSU – Boston 5 pass from Germaine (kick failed)

1987 FREEDOM BOWL

Arizona State 33, Air Force 28

December 30 • Anaheim, Calif.
Anaheim Stadium • Attendance: 33,261

Arizona State	0	24	3	6	33
Air Force	7	7	0	14	28

Arizona State won its second bowl game in a row, including its fourth in the last five tries, defeating Air Force, 33-28, in the Freedom Bowl. The Devils used Daniel Ford's best game (16 of 30 for 272 yards and one touchdown) and the timely running of senior backs Darryl Harris (93 yards) and Channing Williams (66 yards) to outscore the Falcons. Air Force's Greg Johnson scored from 12 yards out with 9:42 gone in the first quarter to stake the Falcons to a 7-0 lead. ASU opened the second quarter with a pair of two-yard touchdown runs by Williams (.03) and Harris (3:05). Placekicker Alan Zendejas' 36-yard field goal with 10:43 gone in the second stanza gave ASU a comfortable 17-7 lead. Before the half ended, Air Force added a touchdown while ASU scored on the ensuing drive on a 61-yard pass from Ford to Aaron Cox. In the second half, Zendejas added a 20-yard field goal, giving ASU a 27-14 lead. The Devils' scoring was capped by fullback Kirk Wendorf's 20-yard scamper to paydirt with 5:16 gone in the fourth quarter. Air Force made it interesting with two late touchdowns against ASU's reserves, making the score 33-28 with 10 seconds to play. Cox caught four aerials for 110 yards and one touchdown. He also had one score called back because of a penalty. Freshmen Drew Metcalf and Eric Crawford each collected one interception for the evening.

BOWLS

SCORING SUMMARY

AF - Johnson 12 run (Yarborough kick)
ASU - Williams 2 run (Zendejas kick)
ASU - Harris 2 run (Zendejas kick)
ASU - Zendejas 36 field goal
AF - Booker 3 run (Yarborough kick)
ASU - Cox 61 pass from Ford (Zendejas kick)
ASU - Zendejas 20 field goal
ASU - Wendorf 20 run (kick failed)
AF - Senn 10 pass from McDowell (conversion failed)
AF - Senn 18 pass from McDowell (McDowell run)

1987 ROSE BOWL

Arizona State 22, Michigan 15

January 1 • Pasadena, Calif.
The Rose Bowl • Attendance: 103,168

Arizona State	0	13	6	3	22
Michigan	8	7	0	0	15

Arizona State held Michigan scoreless in the second half and defeated the Wolverines 22-15 in ASU's first Rose Bowl appearance. Quarterback Jeff Van Raaphorst outdueled his more famed opponent, Michigan's Jim Harbaugh, and threw two touchdown passes to flanker Bruce Hill, the second of which gave ASU its first lead, 19-15, in the third quarter. Van Raaphorst had hooked up with Hill in the second period on a 4-yard scoring strike just before halftime that got ASU within two points at 15-13. Michigan put a scare into the Sun Devils, taking a 15-3 lead less than six minutes into the second quarter. Michigan took the opening kickoff and drove 66 yards in five minutes for the game's first score, an 18-yard run by tailback Jamie Morris. A two-point conversion gave the Wolverines an 8-0 lead. ASU countered with a 37-yard Kent Bostrom field goal early in the second quarter, one of three in the game for Bostrom, tying a Rose Bowl record. ASU dominated the second half, becoming one of the very few teams to hold Michigan without second half points in the past three seasons. While the Sun Devils were piling up 11 first downs and 166 yards of total offense, ASU's defense was holding Michigan to four first downs and 76 yards, including a net rushing total of minus-5 yards. ASU took the second half kickoff and drove 80 yards in 12 plays, culminating with Van Raaphorst's one-yard toss to Hill for the go-ahead score. Hill's spectacular catch at the back of the end zone tied a Rose Bowl record for most TD passes caught in a game with two. ASU then tacked on another Bostrom field goal, a 25-yarder at the beginning of the fourth quarter. Van Raaphorst was named the game's most valuable offensive player, as he completed 16 of 30 passes for 193 yards and two scores with no interceptions. Tailback Darryl Harris led all rushers with 109 yards on 23 carries, while fullback Channing Williams had 69 yards for ASU. ASU defenders frustrated Harbaugh, holding the nation's top-rated passer to 13 completions and 172 yards, and ASU intercepted Harbaugh twice, including a theft by safety Robby Boyd that iced the game late in the fourth quarter.

SCORING SUMMARY

UM - Morris 18 run (G. White pass from Gillette)
ASU - Bostrom 37 field goal
UM - Harbaugh 2 run (Gillette kick)
ASU - Bostrom 17 field goal
ASU - Hill 4 pass from Van Raaphorst (Bostrom kick)
ASU - Hill 1 pass from Van Raaphorst (pass failed)
ASU - Bostrom 25 field goal

1985 HOLIDAY BOWL

Arkansas 18, Arizona State 17

December 22 • San Diego, Calif.
Jack Murphy Stadium • Attendance: 50,641

Arizona State	3	11	0	3	17
Arkansas	7	0	0	11	18

Arkansas survived a last-second scare by Arizona State and defeated the Sun Devils 18-17 in a thriller at Jack Murphy Stadium. Placekicker Kent Bostrom, who had kicked field goals of 47, 22, and 28 yards, missed a 59-yard attempt with time running out to secure the Razorback win. In the seesaw battle, Arkansas had scored with 23 seconds remaining on a Kendall Trainor 37-yard field goal to stake an 18-17 lead. It was the first Arkansas lead since it led 7-3 in the first quarter. Senior tailback Darryl Clack, playing in his final game as a Sun Devil, returned Trainor's ensuing kickoff 37 yards to the 37-yard line. With time ticking away, quarterback Jeff Van Raaphorst hit split end Aaron Cox for 21 yards and a first down at the Arkansas 42. Van Raaphorst passed again, this time to receiver Paul Day. But Day could not hang on at the 22-yard line on a nice play by roverback Odis Lloyd of Arkansas, setting up Bostrom's three-point

try. Arizona State scored its only touchdown on a 16-yard pass from Van Raaphorst to Cox just before the half. Van Raaphorst finished the game with 167 yards and one touchdown on 14 of 27 passing. Tailback Mike Crawford, who was the holder on the field goal try, rushed for 103 yards on 18 carries. ASU inside linebacker Greg Battle earned the game's most valuable defender award.

SCORING SUMMARY

ASU - Bostrom 47 field goal
ARK - Thomas 9 run (Trainor kick)
ASU - Bostrom 22 field goal
ASU - Cox 16 pass from Van Raaphorst (Van Raaphorst pass to Amoia)
ARK - Edmonds 17 run (Calcagni run)
ASU - Bostrom 28 field goal
ARK - Trainor 37 field goal

1983 FIESTA BOWL

Arizona State 32, Oklahoma 21

January 1 • Tempe, Ariz.
Sun Devil Stadium • Attendance: 70,553

Arizona State	0	11	7	14	32
Oklahoma	7	6	8	0	21

Arizona State came off NCAA probation with a resounding 32-21 victory over Oklahoma its first major network television appearance since 1980. The Sooners led 7-0 after one quarter before the Devils scored the game's next eight points. Two Luis Zendejas field goals and a safety gave the Sun Devils a short-lived 8-7 advantage. Following an Oklahoma TD, Zendejas added his third three-pointer of the game, a record-setting 54-yarder as the halftime gun sounded, cutting Oklahoma's lead to 13-11. After alternating possessions for the first five minutes of the third stanza, Arizona State drove 43 yards on four plays, capped by a 15-yard run by Darryl Clack, to give the Devils an 18-13 lead. However, the Sooners engineered a drive of their own, followed by a successful two-point conversion that gave them a 21-18 lead after 45 minutes of play. Twenty-eight seconds into the final quarter, ASU's Alvin Moore scored from a yard out to give the Devils a 25-21 margin. On the Devil's next possession, QB Todd Hons, who threw for 329 yards in the game, connected with speedster Ron Brown on a 52-yard pass play for the game's final score. Hons was named offensive most valuable player for the Devils while defensive end Jim Jeffcoat received the same honor for the defense.

SCORING SUMMARY

OU - Wilson 1 run (Keeling kick)
ASU - Zendejas 32 field goal
ASU - Safety, Phelps tackled in end zone
ASU - Zendejas 22 field goal
OU - Wilson 1 run (run failed)
ASU - Zendejas 54 field goal
ASU - Clack 15 run (Zendejas kick)
OU - Sims 19 run (Phelps pass to Fontenette)
ASU - Moore 1 run (Zendejas kick)
ASU - Brown 52 pass from Hons (Zendejas kick)

1978 GARDEN STATE BOWL

Arizona State 34, Rutgers 18

December 16 • East Rutherford, N.J.
The Meadowlands • Attendance: 33,402

Arizona State	0	7	14	13	34
Rutgers	10	0	0	8	18

Arizona State and Rutgers collided in the inaugural Garden State Bowl, with the Sun Devils taking a 34-18 win. The Sun Devils came from behind to score the victory after trailing 10-0 late in the second quarter. Arizona State got on the scoreboard with Mark Malone's 26-yard pass to Robert Weathers to put ASU down by three at the half. In the second half Malone and the rest of the Sun Devils put it all together to score 21 straight points to take command of the game. Malone, who finished the game 13 of 31 for 268 yards, assisted in all five of the Sun Devil touchdowns as he threw for three TDs and rushed for the other two. In the third quarter, Malone passed to John Mistler for a 26-yard TD and then followed up with a 53-yard bomb to Chris DeFrance. In the fourth quarter Malone took it in himself on a one-yard run, and then scored on a four-yard run for his second TD of the afternoon. Sun Devil receiver John Mistler was named MVP for his efforts in catching seven passes for 148 yards.

SCORING SUMMARY

RU - Dorn 47 run (Startzell kick)
RU - Startzell 46 field goal
ASU - Weathers 14 pass from Malone (Hicks kick)
ASU - Mistler 26 pass from Malone (Hicks kick)
ASU - DeFrance 53 pass from Malone (Hicks kick)
ASU - Malone 1 run (Hicks kick)
RU - Blackwell 5 run (Blackwell pass to McMichael)
ASU - Malone 4 run (kick failed)

1977 FIESTA BOWL

Penn State 42, Arizona State 30

December 25 • Tempe, Ariz.
Sun Devil Stadium • Attendance: 57,727

Penn State	14	3	7	18	42
Arizona State	0	14	0	16	30

Arizona State failed in its attempt for a sixth straight bowl victory, falling to a powerful Nittany Lion squad by a 42-30 margin. Probably the biggest reason for the Devil demise was the 14 first quarter points ASU surrendered. But the Sun Devils came battling back from the deficit, scoring a pair of second quarter TDs on a pair of Dennis Sproul aeriels. Although A-State came back to only a 17-14 deficit at the half, the third quarter and the early going in the final game was all Penn State. Down 31-14, the Devils never quit, giving the Fiesta Bowl record crowd and the national CBS television audience an exciting contest to the finish. Sproul hit Ron Washington to bring ASU to the short side of 31-21, and after a Matt Bahr field goal, ASU scored to pull within six at 34-28. But the Lions closed the door on a TD in the final minutes by Matt Suhey, while ASU scored its final points on a safety.

SCORING SUMMARY

PSU - Lally 21 blocked punt return (Bahr kick)
PSU - Torrey 3 pass from Fusina (Bahr kick)
ASU - Lane 11 pass from Sproul (Hicks kick)
PSU - Bahr 23 field goal
ASU - Washington 13 pass from Sproul (Hicks kick)
PSU - Geise 18 run (Bahr kick)
PSU - Suhey 3 run (Bahr kick)
ASU - Washington 30 pass from Sproul (Hicks kick)
PSU - Bahr 32 field goal
ASU - Perry 1 run (Hicks kick)
PSU - Suhey 3 run (Geise rush)
ASU - Safety, Fitzkee tackled in end zone

1975 FIESTA BOWL

Arizona State 17, Nebraska 14

December 26 • Tempe, Ariz.
Sun Devil Stadium • Attendance: 51,396

Arizona State	3	3	0	11	17
Nebraska	0	7	7	0	14

In one of the biggest wins in Arizona State football history, the Sun Devils outlasted co-Big 8 champ Nebraska to finish the season 12-0 and go on to finish second in both wire service final grid polls. Trailing 14-6 entering the final quarter, the Sun Devils scored an early fourth period TD on a 10-yard Fred Mortensen to John Jefferson pass. Mortensen then tossed to Larry Mucker for a two-point conversion to tie the game at 14. Late in the fourth quarter, ASU's Danny Kush booted a 29-yard field goal - his third of the day - to give the Devils a 17-14 lead. Nebraska began driving for a possible winning score in the waning moments of the game, but a Cornhusker fumble sealed the game for ASU. "From the players' standpoint, this was probably the most important game since I have been here," said Frank Kush. "Not only was the game important for the recognition this team will receive, but it also helps gain recognition for the great teams and players we have had here in the past."

SCORING SUMMARY

ASU - Kush 27 field goal
UN - Anthony 1 run (Coyle kick)
ASU - Kush 33 field goal
UN - Anthony 4 run (Coyle kick)
ASU - Jefferson 10 pass from Mortensen (Mortensen pass to Mucker)
ASU - Kush 29 field goal

BOWLS

1973 FIESTA BOWL

Arizona State 28, Pittsburgh 7

December 21 • Tempe, Ariz.

Sun Devil Stadium • Attendance: 50,878

Arizona State	7	0	3	18	28
Pittsburgh	7	0	0	0	7

Pitt scored a touchdown in the first minute of play, but only Arizona State scored during the remainder of the game as ASU won its third consecutive Fiesta Bowl. Danny White fumbled on the first snap of the game with Pitt recovering at the ASU 12. Tony Dorsett gained nine yards and then three for the touchdown to put the Panthers ahead. But ASU drove 73 yards in its next possession, with White's 51-yard pass to Greg Hudson setting up Woody Green's three-yard touchdown run. Danny Kush's 30-yard field goal with 1:29 remaining in the third quarter snapped a 7-7 deadlock. The Devils put the game away in the final period. White's 38-yard pass to Hudson completed an 80-yard scoring drive. Green ran 23 yards for a TD on the first play, following a partially blocked Pitt punt, and White's 50-yard pass to Owens set up a one-yard touchdown by Green. Green gained 131 yards on 25 carries, while Dorsett netted 100 yards on 30 carries.

SCORING SUMMARY

PITT - Dorsett 3 run (Long kick)

ASU - Green 3 run (Kush kick)

ASU - Kush 30 field goal

ASU - Hudson 38 pass from White (kick failed)

ASU - Green 23 run (kick failed)

ASU - Green 1 run (kick failed)



The final score of the 1972 Fiesta Bowl which ASU beat Missouri.

1972 FIESTA BOWL

Arizona State 49, Missouri 35

December 23 • Tempe, Ariz.

Sun Devil Stadium • Attendance: 51,318

Arizona State	14	14	0	21	49
Missouri	0	7	14	14	35

Arizona State All-American Woody Green scored four touchdowns in the Sun Devils' 49-35 win over Missouri. In addition to the TDs, Green carried 25 times for 202 yards. Teammate Brent McClanahan also broke the 100-yard rushing barrier, tallying 171 on 26 carries and one TD. Quarterback Danny White passed for 226 yards and two touchdowns as the Devils won their third straight bowl title.

SCORING SUMMARY

ASU - Green 2 run (Cruz kick)

ASU - Green 12 run (Cruz kick)

UM - Johnson 1 run (Hill kick)

ASU - McClanahan 1 run (Cruz kick)

ASU - Beverly 34 pass from White (Cruz kick)

UM - Link 48 pass from Cherry (kick failed)

UM - Link 4 pass from Cherry (Link pass from Cherry)

ASU - Green 17 run (Cruz kick)

UM - Fink 100 kickoff return (Hill kick)

ASU - Beverly 53 pass from White (Cruz kick)

ASU - Green 21 run (Cruz kick)

UM - Reamon 31 run (Hill kick)

1971 FIESTA BOWL

Arizona State 45, Florida State 38

December 27 • Tempe, Ariz.

Sun Devil Stadium • Attendance: 51,809

Arizona State	7	14	10	14	45
Florida State	10	18	0	10	38

The Sun Devils and Florida State's Seminoles combined to give the Fiesta Bowl the most spectacular opening game in collegiate bowl history. A contest of continual offensive one-upmanship, the two teams combined for 83 points - the most in modern bowl game history. Gary Huff's 25 of 46 for 347 yards with two TDs earned him the MVP award, but Huff came up short in leading the Seminoles to victory over Arizona State. Leading the way for the Sun Devils was quarterback Danny White (15 of 30 for 250 yards and two TDs). Woody Green (24 carries for 101 yards and three touchdowns) and Don Ekstrand (5 PATs and one 34-yard field goal). The Sun Devils scored on a 1-yard run by Green with only 34 seconds left in the contest for their final margin of victory.

SCORING SUMMARY

ASU - Demery 21 pass from White (Ekstrand kick)

FSU - Magalski 1 run (Fontes kick)

FSU - Fontes 35 field goal

ASU - Green 1 run (Ekstrand kick)

FSU - Fontes 23 field goal

FSU - Dawson 14 pass from Gaydos (Dawson pass from Huff)

FSU - Dawson 10 pass from Huff (Fontes kick)

ASU - Ekstrand 34 field goal

ASU - Green 2 run (Ekstrand kick)

FSU - Fontes 42 field goal

ASU - Holden 68 punt return (Ekstrand kick)

FSU - Smith 25 pass from Huff (Fontes kick)

ASU - Green 2 run (Ekstrand kick)

1970 PEACH BOWL

Arizona State 48, North Carolina 26

December 30 • Atlanta, Ga.

Grant Field • Attendance: 52,126

Arizona State	7	14	20	7	48
North Carolina	0	26	0	0	26

The Sun Devils conquered a fine UNC team and a raging Atlanta blizzard to begin their march into the national collegiate grid limelight in the '70 Peach Bowl. It was the Sun Devil trademark of blazing speed that earned the victory for ASU, as J.D. Hill, Monroe Eley, Bob Thomas and Joe Spagnola led the way for Arizona State. The Sun Devils broke out to a 14-0 lead early in the second quarter. Carolina answered with 26 second quarter points to take a 26-21 halftime lead. The Devils offense continued to operate at peak efficiency in the second half, despite the raging snow storm that slowed the track. Also raging in the second half was the A-State defense, which held UNC all-America running back Don McCauley and the Tar Heels scoreless. "This game is going to mean a lot to us in the future," said Frank Kush, following the Sun Devil triumph. "I think that we've proven now that we can go on a football field with anyone in the nation."

SCORING SUMMARY

ASU - Thomas 8 run (Ekstrand kick)

ASU - Thomas 33 run (Ekstrand kick)

NC - McCauley 1 run (Craven kick)

ASU - Hill 67 pass from Spagnola (Ekstrand kick)

NC - Blanchard 36 pass from Miller (Craven kick)

NC - McCauley 17 run (kick failed)

NC - McCauley 4 run (pass failed)

ASU - Eley 8 run (Ekstrand kick)

ASU - Holden 13 run (kick failed)

ASU - Eley 5 run (Ekstrand kick)

ASU - Thomas 2 run (Ekstrand kick)

1951 SALAD BOWL

Miami Ohio 34, Arizona State 21

January 1 • Phoenix, Ariz.

Montgomery Stadium • Attendance: 23,000

Miami (Ohio)	7	14	6	7	34
Arizona State	0	7	7	7	21

Eddie Doherty took his team to the Salad Bowl for the second straight year, this time to face Woody Hayes' Miami Redskins. Miami roared out to 21-0 lead before Wilford White scored on a pass from Manuel Aja. The teams

traded touchdowns after that. Passer Nobby Wirkowski and runner Jim (Boxcar) Bailey were Miami's offensive stars.

SCORING SUMMARY

MU - Pont 1 run (Stauffer kick)

MU - Bailey 1 run (Stauffer kick)

ASC - White 27 pass from Aja (Fuller kick)

ASC - Wahlin 4 run (Fuller kick)

MU - Maccioli 7 pass from Wirkowski (kick failed)

MU - Bailey 50 run (Stauffer kick)

ASC - White 15 run (Fuller kick)

1950 SALAD BOWL

Xavier 33, Arizona State 21

January 2 • Phoenix, Ariz.

Montgomery Stadium • Attendance: 18,500

Xavier	0	14	13	6	33
Arizona State	7	0	7	7	21

Wilford "Whizzer" White scored twice and Cecil Coleman once, but Xavier University of Cincinnati had too much brawn for the light Sun Devils. The score was tied at 14-14 in the third quarter, but Xavier pushed over three more touchdowns in the final 20 minutes to settle the issue.

SCORING SUMMARY

ASC - White 1 pass from Coleman (Fuller kick)

XU - Wilke (Keefe kick)

XU - O'Brien (Keefe kick)

ASC - Coleman 1 run (Fuller kick)

XU - McQuade (kick failed)

XU - Finnell (Keefe kick)

ASC - White 5 run (Fuller kick)

XU - Crowe 1 run (kick failed)

1941 SUN BOWL

Case Western Reserve 26, Arizona State 13

January 1 • El Paso, Texas

The Sun Bowl • Attendance: 12,000

Western Reserve	7	0	6	13	26
Arizona State	0	13	0	0	13

Western Reserve came from behind in the second half to defeat coach Dixie Howell's Arizona State Bulldogs. The Cleveland, Ohio, eleven scored first on Steve Belichick's short plunge, but Arizona State nearly pulled even in the second quarter on a 10-yard scoring pass from Joe Hernandez to Wayne Pitts that made the score Western Reserve 7, ASTC 6. Shortly thereafter, Hascall Henshaw put the Bulldogs ahead with a spectacular 94-yard scoring dash. But it was all Western Reserve in the second half, as Willis Waggle, Richard Booth and Joe Reis scored on short runs.

SCORING SUMMARY

WR - Belichick 1 run (Belichick kick)

ASTC - Pitts 10 pass from Hernandez (kick failed)

ASTC - Henshaw 94 run (Hernandez kick)

WR - Waggle 10 return of blocked kick (kick failed)

WR - Booth 5 run (Skoczen kick)

WR - Reis 3 run (kick failed)

1940 SUN BOWL

Arizona State 0, Catholic University 0

January 1 • El Paso, Texas

The Sun Bowl • Attendance: 13,000

Arizona State's Bulldogs met Catholic University of Washington, D.C., in the Bulldogs' first-ever postseason bowl appearance, the Sun Bowl in El Paso, Texas. Coach Dixie Howell's 1939 team had been a defensive wonder, and it continued the tradition in the Sun Bowl, blanking the strong Cardinals and limiting them to only four first downs. Wayne (Ripper) Pitts and Bill (Dub) Davis were backfield standouts and center Ray Green was an anchor of the ASTC line. The Dogs rolled up a big statistical advantage, but were stopped on four fumble losses and several pass interceptions in the scoreless game.



RECORDS

SUN DEVIL FOOTBALL

YEAR-BY-YEAR STATISTICS

Year	RUSHING			PASSING			TOTAL OFFENSE		PUNTS			SCORING				FIRST DOWNS				
	Att.-Yds.-TD	Avg./G		A-C-I-TD	Yds.	Avg./G	Pl.-Yds.	Avg./G	No.	Avg.	TD	C-1	C-2	FG	Pts.	Avg./G	R	P	Pn	Tot.
1946	ASU (11)	451-870-NA	79.1	241-81-30-NA	1,073	97.6	692-1,943	176.6	81	34.6	14	7-14	0-0	0	93	8.5	49	41	11	101
	Opponents	507-2,244-NA	204.0	142-61-9-NA	1,101	100.1	649-3,345	304.1	60	28.0	47	31-47	0-0	0	313	28.5	87	36	5	128
1947	ASU (11)	478-2,343-NA	213.0	196-77-15-NA	913	83.0	674-3,256	296.0	62	34.8	26	11-26	0-0	0	168	15.3	101	36	8	145
	Opponents	476-2,251-NA	204.6	163-51-19-NA	751	68.3	639-3,002	272.9	69	34.2	35	24-35	0-0	0	234	21.3	96	20	5	121
1948	ASU (10)	499-2,188-NA	218.8	183-85-9-NA	1,104	110.4	682-3,292	329.2	40	32.5	41	20-41	0-0	3	276	27.6	109	46	8	163
	Opponents	456-2,109-NA	210.9	171-68-19-NA	986	98.6	627-3,095	309.5	53	33.6	27	22-27	0-0	2	192	19.2	81	38	6	125
1949	ASU (9)	522-2,968-NA	329.8	144-56-17-NA	1,111	123.4	666-4,079	453.2	33	37.1	47	39-47	0-0	0	321	35.7	-	-	-	173
	Opponents	440-1,725-NA	191.7	140-50-20-NA	706	78.4	580-2,431	270.1	61	34.7	26	15-26	0-0	0	171	19.0	-	-	-	111
1950	ASU (11)	669-3,710-NA	337.3	194-86-21-NA	1,405	127.7	863-5,115	465.0	51	36.1	58	53-58	0-0	1	404	36.7	178	53	11	242
	Opponents	455-2,253-NA	304.5	225-91-27-NA	1,353	123.0	680-3,606	327.8	74	34.6	23	16-23	0-0	0	154	14.0	78	51	8	137
1951	ASU (11)	559-3,350-NA	145.8	130-51-11-NA	814	74.0	689-4,164	378.5	48	34.3	45	32-45	0-0	2	308	28.0	164	27	8	199
	Opponents	494-1,604-NA	160.4	206-92-10-NA	1,426	129.6	700-3,030	274.5	68	37.2	26	17-26	0-0	1	176	16.0	90	48	15	163
1952	ASU (9)	423-2,075-26	230.6	141-70-12-6	888	98.7	564-2,963	329.2	47	32.1	37	25-37	0-0	0	247	27.4	101	42	2	145
	Opponents	432-1,488-12	160.9	199-96-17-5	1,240	137.8	631-3,688	298.7	40	36.1	18	13-18	0-0	0	121	13.4	95	45	10	150
1953	ASU (10)	437-1,806-NA	180.6	127-60-7-NA	765	76.5	564-2,571	257.1	56	34.9	31	19-31	0-0	0	207	20.7	89	28	9	126
	Opponents	529-2,533-NA	253.3	138-52-8-NA	613	61.3	667-3,146	314.6	45	29.8	30	18-30	0-0	1	203	20.3	127	29	3	159
1954	ASU (10)	449-1,646-NA	164.6	123-59-11-NA	840	84.0	572-2,486	248.6	53	38.1	26	22-26	0-0	0	178	17.8	92	37	4	133
	Opponents	506-2,472-NA	247.2	144-75-11-NA	1,022	102.2	650-3,478	347.8	38	35.3	34	24-34	0-0	0	228	22.8	114	41	1	156
1955	ASU (11)	446-2,419-NA	219.4	209-119-14-12	1,695	154.1	655-4,114	374.0	37	36.3	51	37-51	0-0	0	343	31.2	99	74	9	182
	Opponents	452-1,485-NA	135.0	208-96-16-7	1,189	108.1	660-3,674	243.1	57	34.3	16	11-16	0-0	0	107	9.7	85	46	7	138
1956	ASU (10)	477-2,438-NA	243.8	148-81-10-11	1,178	117.8	625-3,616	361.6	39	33.5	45	33-45	0-0	1	306	30.6	123	44	8	175
	Opponents	454-1,672-NA	157.2	185-87-18-4	1,038	103.8	639-3,470	261.0	51	34.3	12	8-12	0-0	1	83	8.3	79	48	5	132
1957	ASU (10)	521-2,922-19	292.2	152-81-7-19	1,527	152.7	672-4,449	444.9	29	35.4	59	40-59	0-0	1	397	39.7	123	50	9	182
	Opponents	381-1,029-5	102.9	200-92-19-5	1,240	124.0	581-2,166	216.6	66	32.8	10	6-10	0-0	0	66	6.6	83	46	9	138
1958	ASU (10)	548-2,539-28	253.9	146-73-11-10	1,256	125.6	694-3,795	379.5	33	35.4	38	6-7	17-31	1	271	27.1	129	43	9	181
	Opponents	372-1,257-12	125.7	184-94-8-3	1,151	115.1	556-2,408	240.8	47	36.6	19	5-6	5-13	0	131	13.1	70	36	8	114
1959	ASU (11)	556-2,186-24	198.7	146-76-5-13	1,053	95.7	711-3,239	294.5	50	43.2	37	25-30	5-7	5	272	24.7	124	47	15	186
	Opponents	455-1,680-13	121.3	213-101-20-8	1,344	122.2	673-3,024	274.8	48	37.1	20	6-8	8-12	2	150	13.6	102	57	13	172
1960	ASU (10)	548-2,489-20	248.9	135-61-8-7	849	84.9	683-3,338	333.8	39	40.5	29	27-27	2-2	6	223	22.3	121	44	18	183
	Opponents	403-1,380-10	138.0	175-92-6-6	985	98.5	578-2,365	236.5	53	38.6	17	8-11	2-6	2	120	12.0	70	54	12	136
1961	ASU (10)	466-1,999-NA	199.9	192-95-11-15	1,355	135.5	658-3,354	335.4	31	42.1	41	18-26	7-15	3	287	28.7	107	59	12	178
	Opponents	416-1,678-NA	167.8	162-78-21-8	1,107	110.7	578-2,785	278.5	45	33.0	23	7-13	6-10	2	141	14.1	85	55	5	145
1962	ASU (10)	468-2,342-NA	234.2	161-87-10-16	1,502	150.2	629-3,844	384.4	31	39.9	42	37-39	2-3	3	304	30.4	136	54	12	202
	Opponents	398-1,073-NA	107.3	220-106-13-7	1,379	137.9	618-2,472	247.2	50	37.6	17	9-10	5-7	1	126	12.6	67	61	13	141
1963	ASU (9)	398-2,038-NA	226.4	165-79-15-11	1,197	133.0	563-2,355	359.4	37	38.8	35	26-28	5-4	1	249	27.7	101	48	13	162
	Opponents	401-1,399-NA	155.4	190-76-15-3	1,101	122.3	591-2,500	277.8	55	35.8	18	10-14	0-4	0	122	13.6	66	47	13	126
1964	ASU (10)	365-1,203-NA	120.3	281-151-19-23	2,559	255.9	646-3,762	376.2	35	38.3	32	27-29	1-3	3	230	23.0	72	101	15	188
	Opponents	414-1,205-NA	120.5	187-79-11-6	1,076	107.6	601-2,281	228.1	64	41.7	17	5-11	3-6	4	125	12.5	63	46	9	118
1965	ASU (10)	468-1,282-7	128.2	188-99-4-9	1,185	118.5	653-2,467	246.7	66	44.8	18	12-13	2-4	2	132	13.2	65	61	14	140
	Opponents	398-1,173-12	117.3	249-109-13-6	1,523	152.3	646-2,696	269.6	60	40.5	20	13-16	0-4	3	142	14.2	69	66	10	145
1966	ASU (10)	471-1,131-10	113.1	216-105-19-9	1,501	150.1	687-2,632	263.2	64	38.7	22	18-19	1-3	4	166	16.6	66	61	19	146
	Opponents	408-1,038-10	103.8	247-105-19-11	1,408	140.8	655-2,446	244.6	59	38.2	24	18-22	0-2	4	174	17.4	56	65	15	136
1967	ASU (10)	506-2,174-25	217.4	249-121-20-19	1,974	197.4	755-4,148	414.8	61	37.5	49	39-44	3-5	3	350	35.0	86	82	13	181
	Opponents	400-798-13	79.8	312-124-27-11	1,979	197.9	712-2,768	276.8	77	40.3	27	17-24	2-3	9	210	21.0	49	76	16	141
1968	ASU (10)	625-2,903-37	290.3	223-109-13-13	1,570	157.0	848-4,473	447.3	77	33.1	55	47-55	0-0	11	414	41.4	123	61	9	193
	Opponents	403-570-10	57.0	331-137-25-11	1,826	182.6	734-2,396	239.6	103	39.1	23	19-20	0-3	2	163	16.3	32	76	18	126
1969	ASU (10)	543-2,513-32	251.3	261-112-12-13	1,786	178.6	814-4,299	429.9	73	40.7	51	41-48	1-3	10	383	38.3	116	72	12	200
	Opponents	472-1,297-14	129.7	345-159-27-8	2,042	204.2	817-3,339	333.9	80	37.4	24	14-16	2-8	5	179	17.9	83	81	19	183
1970	ASU (11)	650-3,288-22	298.9	299-152-17-20	2,306	209.6	949-5,594	508.5	51	42.2	55	44-54	0-1	9	405	36.8	146	109	15	270
	Opponents	499-1,301-11	118.3	300-112-22-4	1,322	120.2	799-2,623	238.5	101	39.8	19	13-15	0-4	8	151	13.7	67	60	18	145
1971	ASU (12)	671-3,478-29	289.8	329-129-18-23	2,093	174.4	1,000-5,571	464.3	56	39.7	62	54-59	3-3	10	462	38.5	145	97	23	265
	Opponents	581-1,547-12	128.9	323-140-22-9	1,892	157.7	904-3,439	286.6	89	39.7	26	19-23	1-3	8	201	16.8	98	85	21	204
1972	ASU (12)	684-4,133-46	344.4	261-132-19-21	2,266	188.8	945-6,399	533.3	54	43.0	78	62-71	4-7	6	562	46.8	187	94	14	295
	Opponents	533-1,615-15	134.6	410-175-21-19	2,550	212.5	943-4,165	347.1	100	37.9	41	27-30	7-11	3	296	24.7	85	107	17	209
1973	ASU (12)	630-3,576-41	298.0	318-172-16-25																

YEAR-BY-YEAR STATISTICS

Year	RUSHING			PASSING			TOTAL OFFENSE		PUNTS		SCORING				FIRST DOWNS					
	Att.-Yds.-TD	Avg./G		A-C-I-TD	Yds.	Avg./G	Pl.-Yds.	Avg./G	No.	Avg.	TD	C-1	C-2	FG	Pts.	Avg./G	R	P	Pn	Tot.
1981	ASU (11)	581-2,933-20	266.6	327-173-15-29	2,553	232.1	908-5,486	498.7	57	42.5	49	47-47	1-2	17	394	35.8	149	112	14	275
	Opponents	428-1,332-11	121.1	398-162-22-13	2,211	201.0	776-3,543	322.1	83	41.2	25	20-22	1-3	7	193	17.6	78	89	17	184
1982	ASU (12)	514-1,969-20	164.1	350-192-15-9	2,445	203.8	864-4,414	367.8	72	43.1	31	30-30	1-1	24	294	24.5	106	104	12	222
	Opponents	511-1,463-9	121.9	267-119-12-5	1,512	126.0	778-2,275	247.9	100	39.5	16	14-13	2-1	10	145	12.1	82	70	21	173
1983	ASU (11)	498-1,921-14	173.7	343-209-16-17	2,648	240.7	841-4,569	415.4	44	41.2	34	28-29	1-5	28	320	29.1	111	121	12	244
	Opponents	414-1,155-9	105.0	326-156-14-15	2,085	189.6	740-3,240	294.6	71	39.7	24	18-18	4-6	10	200	18.2	81	90	13	184
1984	ASU (11)	452-1,786-13	162.4	355-199-20-23	2,710	246.4	807-4,496	408.7	64	43.8	37	34-34	1-2	13	297	27.0	80	120	19	219
	Opponents	475-1,670-8	151.8	275-131-12-10	1,550	140.9	750-3,220	292.7	88	39.6	22	19-20	0-0	16	203	18.5	86	68	11	165
1985	ASU (12)	541-1,903-20	158.6	350-194-13-10	2,424	202.0	891-4,327	360.5	61	41.0	33	29-29	4-4	18	285	23.8	117	118	20	255
	Opponents	534-1,646-6	137.2	329-179-26-9	2,016	168.0	863-3,662	305.2	80	38.6	20	13-14	3-6	11	168	14.0	104	99	7	210
1986	ASU (12)	602-2,504-25	208.7	288-171-11-20	2,344	195.3	890-4,848	404.0	44	39.0	47	43-46	0-1	18	379	31.6	126	119	14	259
	Opponents	445-1,344-13	112.0	373-206-17-6	2,194	182.8	818-3,538	294.8	67	40.0	20	18-19	1-1	9	167	13.9	91	103	6	200
1987	ASU (12)	549-2,289-25	190.8	385-152-20-14	2,039	169.9	854-4,328	360.7	65	42.7	41	33-34	3-6	15	334	27.8	104	98	23	225
	Opponents	522-2,356-18	171.2	357-192-24-14	2,274	189.5	879-3,328	360.7	73	40.3	33	27-29	2-4	10	259	21.6	109	108	10	227
1988	ASU (11)	414-1,341-12	121.9	315-169-13-12	2,229	202.6	729-3,570	324.6	60	42.2	25	19-20	1-4	7	192	17.5	70	103	17	190
	Opponents	542-2,169-19	197.2	342-201-14-16	2,274	206.7	884-4,443	403.9	53	38.6	36	31-34	0-1	8	277	25.2	149	109	7	265
1989	ASU (11)	413-1,233-10	112.1	362-199-16-20	2,832	257.5	775-4,065	369.6	66	38.0	31	27-27	1-4	8	241	21.9	75	124	15	214
	Opponents	435-1,611-15	146.5	404-246-20-13	2,863	260.3	839-4,476	406.7	53	40.3	31	27-28	2-3	13	258	23.5	96	117	8	221
1990	ASU (11)	419-1,579-20	143.6	354-174-19-11	2,412	219.3	773-3,991	362.8	56	43.3	34	27-30	1-4	13	272	24.7	105	108	14	227
	Opponents	500-1,989-18	180.8	349-206-12-15	2,479	225.4	849-4,468	406.2	60	36.2	37	30-31	3-6	12	294	26.7	126	102	14	242
1991	ASU (11)	492-1,657-15	150.6	317-168-15-9	2,030	184.6	809-3,687	335.2	65	35.3	26	18-19	4-7	12	218	19.8	88	101	16	205
	Opponents	486-1,713-13	155.7	290-143-23-9	1,676	152.4	776-3,389	308.1	65	37.5	25	21-19	4-5	11	210	19.1	98	80	10	188
1992	ASU (11)	532-1,897-17	172.5	276-169-15-10	1,963	178.5	808-3,860	350.9	73	39.7	29	23-24	2	10	235	21.4	99	89	22	210
	Opponents	434-1,323-11	120.3	299-153-11-7	1,634	148.6	733-2,957	268.8	77	38.6	20	17-17	1	14	185	16.8	92	70	17	179
1993	ASU (11)	481-1,882-15	171.1	332-165-16-15	2,410	219.1	813-4,292	390.2	60	39.6	30	26-26	2	18	282	25.6	103	97	19	219
	Opponents	435-1,624-15	147.6	339-188-13-15	2,513	228.5	774-4,137	376.1	65	39.4	30	27-29	1	9	248	22.6	82	109	20	211
1994	ASU (11)	463-1,418-17	128.9	310-169-12-17	2,350	213.6	773-3,768	342.6	64	39.1	27	23-24	2	17	242	22.0	85	97	17	199
	Opponents	424-1,684-18	153.1	375-237-10-24	3,165	287.7	799-4,849	440.8	51	37.9	46	35-38	4	9	347	31.6	93	135	22	250
1995	ASU (11)	512-2,019-19	183.6	313-179-10-17	2,285	207.7	825-4,304	391.3	62	39.2	39	31-32	1-2	11	308	28.0	109	103	15	227
	Opponents	451-2,046-23	186.0	329-183-6-17	2,647	240.6	780-4,693	426.6	57	40.5	43	34-35	1-2	10	330	30.0	110	119	10	239
1996	ASU (12)	579-2,809-30	234.1	341-209-11-24	2,884	240.3	950-5,693	474.4	75	42.6	64	60-60	0-0	12	488	40.7	130	135	17	282
	Opponents	437-1,211-10	100.9	398-182-11-14	2,464	205.3	835-3,675	306.2	103	42.0	30	27-30	0-0	3	216	18.0	75	103	30	208
1997	ASU (12)	535-2,400-19	200.0	347-180-10-18	2,448	204.0	882-4,848	404.0	78	42.3	39	35-35	2-4	17	324	27.0	112	108	12	232
	Opponents	433-1,260-9	105.0	391-184-17-15	2,653	221.1	824-3,913	326.1	88	43.2	27	22-24	1-3	8	210	17.5	73	102	27	202
1998	ASU (11)	453-1,681-18	152.8	369-207-12-24	2,849	259.0	822-4,530	411.8	59	43.4	44	34-36	0-2	11	333	30.3	84	122	20	226
	Opponents	403-1,636-16	148.7	371-196-12-23	2,836	257.8	774-4,472	406.5	62	41.1	44	36-38	0-3	12	338	30.7	84	107	34	225
1999	ASU (12)	516-2,065-21	172.1	388-204-16-14	2,613	217.8	904-4,678	389.8	77	38.5	36	27-29	3-7	12	285	23.8	117	117	11	245
	Opponents	467-1,991-17	165.9	385-197-11-18	2,675	222.9	852-4,666	388.8	81	41.1	40	36-39	0-1	11	311	25.9	94	116	15	225
2000	ASU (12)	491-1,396-12	116.3	441-208-14-22	3,155	262.9	932-4,551	379.3	89	39.9	38	32-34	1-3	16	312	26.0	92	122	19	233
	Opponents	475-2,020-18	168.3	414-203-14-19	2,784	232.0	889-4,804	400.3	86	39.5	38	37-39	1-1	9	298	24.8	95	110	17	222
2001	ASU (11)	424-1,838-22	167.1	348-178-15-24	2,852	259.3	772-4,690	426.4	53	41.2	49	43-44	3-5	9	374	34.0	91	108	15	214
	Opponents	419-1,623-19	138.5	378-210-9-27	2,840	260.9	797-4,393	399.4	70	38.2	48	43-45	0-3	10	361	32.8	81	128	22	231
2002	ASU (14)	489-1,820-20	89.0	558-306-16-31	4,254	303.9	1,047-5,500	392.9	82	42.7	54	49-49	3-5	23	452	32.3	89	173	23	285
	Opponents	298-2,222-18	119.4	487-243-22-28	3,420	244.3	985-5,091	363.6	86	36.9	50	43-48	1-1	20	407	29.1	99	126	25	250
2003	ASU (12)	403-1,408-11	117.3	465-244-11-25	3,044	274.2	868-4,699	391.6	76	42.8	39	30-35	1-3	10	298	24.8	80	133	19	232
	Opponents	476-1,810-19	150.8	393-216-16-20	3,036	253.0	869-4,846	403.8	82	41.9	41	40-40	0-1	14	328	27.3	99	128	19	246
2004	ASU (12)	435-1,417-6	118.1	502-289-10-35	3,808	317.3	937-5,225	435.4	68	40.6	43	40-40	2-3	18	358	29.8	78	164	21	263
	Opponents	417-1,475-15	122.9	438-235-17-19	2,832	236.0	855-4,307	358.9	80	43.5	37	33-34	2-3	11	294	24.5	74	119	28	221
2005	ASU (12)	447-1,748-18	145.7	493-312-11-38	4,481	373.4	940-6,229	519.1	58	37.0	59	53-53	3-5	9	442	36.9	93	201	19	263
	Opponents	493-2,157-20	179.8	413-246-12-21	3,468	289.0	906-5,625	468.8	50	42.3	44	43-43	1-1	16	359	29.9	111	143	33	287
2006	ASU (13)	497-2,545-17	169.7	349-190-14-23	2,569	197.6	846-4,775	367.3	55	41.4	44	42-42	0-1	14	348	26.8	113	118	18	249
	Opponents	422-1,864-9	116.9	398-212-15-28	2,742	210.9	811-4,262	327.8	68	41.6	41	41-41	0-0	13	326	25.1	83	120	20	223
2007	ASU (13)	549-1,781-18	137.0	428-265-11-27	3,414	262.6	977-5,195	399.6	72	38.7	50	46-48	0-0	24	420	32.3	115	155	19	289
	Opponents	407-1,511-13	116.2	487																

YEARLY LEADERS

RUSHING

		Att.	Gross	Lost	Net	Avg.
1946	Morrison Warren	76	213	32	181	2.4
1947	Sam Lewis	103	608	28	580	5.6
1948	Wilford White	109	776	227	539	5.0
1949	Wilford White	145	973	48	935	6.4
1950	Wilford White	199	1,566	64	1,502	7.6
1951	Duane Morrison	103	775	25	750	7.3
1952	Dick Curran	114	888	18	870	8.1
1953	Danny Seivert	86	469	44	425	4.8
1954	James Bilton	104	621	64	557	5.4
1955	Leon Burton	68	713	19	694	10.2
1956	Bobby Mulgado	107	755	34	721	6.7
1957	Leon Burton	117	1,151	25	1,126	9.6
1958	Leon Burton	108	667	25	642	5.9
1959	Nolan Jones	143	708	19	689	4.8
1960	Nolan Jones	107	596	14	582	5.4
1961	Nolan Jones	85	429	18	411	4.8
1962	Tony Lorick	105	719	15	704	6.7
1963	Tony Lorick	105	821	16	805	7.7
1964	Gene Foster	82	318	7	311	3.8
1965	Travis Williams	130	542	19	523	4.0
1966	Travis Williams	137	602	51	551	4.0
1967	Max Anderson	191	1,224	36	1,188	6.2
1968	Art Malone	235	1,439	8	1,431	6.1
1969	Dave Buchanan	143	940	32	908	6.3
1970	Bob Thomas	187	1,033	9	1,024	5.5
1971	Woody Green	232	1,343	33	1,310	5.6
1972	Woody Green	234	1,584	19	1,565	6.7
1973	Woody Green	209	1,323	10	1,313	6.3
	Ben Malone	191	1,197	11	1,186	6.2
1974	Freddie Williams	249	1,331	32	1,299	5.2
1975	Freddie Williams	266	1,456	29	1,427	5.4
1976	Freddie Williams	102	523	7	516	5.1
1977	Mike Harris	183	803	9	794	4.3
1978	Mark Malone	164	852	101	751	4.6
1979	Robert Weathers	105	584	28	556	5.3
1980	Willie Gittens	138	803	44	759	5.5
1981	Gerald Riggs	148	935	44	891	6.0
1982	Darryl Clack	111	631	25	606	5.6
1983	Darryl Clack	184	962	30	932	5.1
1984	Darryl Clack	208	1,103	51	1,052	5.1
1985	Mike Crawford	191	821	34	787	4.1
1986	Darryl Harris	228	1,067	25	1,042	4.6
1987	Darryl Harris	202	972	24	948	4.7
1988	Bruce Perkins	118	472	26	446	3.8
1989	David Winsley	119	499	29	470	4.0
1990	Leonard Russell	174	887	77	810	4.7
1991	George Montgomery	113	500	25	475	4.2
1992	Jerone Davison	183	770	36	734	4.0
1993	Mario Bates	246	1,162	51	1,111	4.5
1994	Chris Hopkins	169	706	26	680	4.0
1995	Chris Hopkins	130	654	8	646	5.0
1996	Terry Battle	178	1,108	31	1,077	6.5
1997	J.R. Redmond	155	946	31	915	5.9
	Michael Martin	188	1,046	15	1,031	5.5
1998	J.R. Redmond	166	906	23	883	5.3
1999	J.R. Redmond	241	1,230	56	1,174	4.9
2000	Tom Pace	180	763	43	720	4.0
2001	Delvon Flowers	188	1,083	42	1,041	5.5
2002	Cornell Candidate	130	560	67	493	3.8
2003	Loren Wade	136	786	13	773	5.7
2004	Hakim Hill	122	596	30	566	4.6
2005	Keegan Herring	158	917	47	870	5.5
2006	Ryan Torain	223	1,279	50	1,229	5.5
2007	Keegan Herring	154	859	44	815	5.3
2008	Dimitri Nance	105	419	9	410	3.9
	Keegan Herring	105	423	22	401	3.8
2009	Dimitri Nance	188	865	70	795	4.2
2010	Cameron Marshall	150	813	26	787	5.2
2011	Cameron Marshall	230	1,098	48	1,050	4.6
2012	Marion Grice	103	684	5	679	6.6
2013	Marion Grice	191	1,028	32	996	5.2
2014	D.J. Foster	194	1,122	41	1,081	5.6
2015	Demario Richard	210	1,143	39	1,104	5.3
2016	Demario Richard	155	616	23	593	3.8

PASSING

		Att.	Comp.	Int.	Yards	TD	Pct.
1946	Cecil Coleman	78	26	5	272	0	.333
1947	Cecil Coleman	91	46	5	509	1	.506
1948	Cecil Coleman	141	82	7	838	9	.582
1949	Cecil Coleman	104	43	11	874	7	.414
1950	Manuel Aja	59	24	6	423	5	.407
1951	Harold Self	86	41	3	599	7	.477
1952	Dick Mackey	84	47	7	576	3	.471
1953	Bob Hendricks	65	32	4	461	6	.492
1954	Dick Mackey	114	55	9	793	4	.482
1955	Dave Graybill	132	80	7	1,079	9	.606
1956	Dave Graybill	84	47	7	578	5	.560
1957	John Hangartner	100	61	7	1,203	14	.610
1958	John Hangartner	121	67	10	1,208	9	.553
1959	Frank Urban	73	40	1	536	5	.548
1960	Ron Cosner	56	25	3	422	4	.446
1961	Joe Zuger	133	67	8	879	8	.504
1962	John Jacobs	136	77	10	1,263	14	.566
1963	John Torok	79	41	5	600	8	.519
1964	John Torok	251	139	14	2,356	20	.554
1965	John Goodman	175	96	4	1,165	9	.549
1966	John Goodman	168	90	14	1,259	8	.536
1967	Ed Roseborough	205	95	18	1,494	12	.463
1968	Joe Spagnola	104	57	7	917	7	.548
1969	Joe Spagnola	205	92	7	1,488	10	.448
1970	Joe Spagnola	265	141	16	2,146	19	.532
1971	Danny White	195	101	9	1,643	17	.518
1972	Danny White	242	126	18	2,196	23	.520
1973	Danny White	284	160	15	2,878	24	.563
1974	Dennis Sproul	199	96	13	1,438	10	.482
1975	Dennis Sproul	140	74	5	1,058	8	.529
	Fred Mortensen	115	60	7	1,068	5	.522
1976	Dennis Sproul	243	111	12	1,751	12	.457
1977	Dennis Sproul	267	136	16	2,003	16	.509
1978	Mark Malone	236	106	19	1,573	14	.449
1979	Mark Malone	289	148	12	1,886	10	.512
1980	Mike Pagel	334	184	9	2,025	17	.551
1981	Mike Pagel	321	171	14	2,484	29	.533
1982	Todd Hons	336	185	14	2,338	9	.551
1983	Todd Hons	324	199	13	2,394	14	.614
1984	Jeff Van Raaphorst	262	155	14	2,062	17	.593
1985	Jeff Van Raaphorst	337	188	12	2,367	11	.557
1986	Jeff Van Raaphorst	269	160	11	2,181	17	.595
1987	Daniel Ford	257	128	15	1,756	12	.498
1988	Daniel Ford	165	85	11	1,166	7	.515
1989	Paul Justin	314	183	10	2,591	17	.583
1990	Paul Justin	253	131	10	1,876	10	.518
1991	Bret Powers	234	127	11	1,500	8	.543
1992	Grady Benton	225	149	9	1,707	8	.662
1993	Jake Plummer	199	102	7	1,650	9	.513
1994	Jake Plummer	294	159	9	2,179	15	.541
1995	Jake Plummer	301	173	9	2,222	17	.575
1996	Jake Plummer	348	198	10	2,776	24	.569
1997	Ryan Kealy	297	162	7	2,137	15	.545
1998	Ryan Kealy	261	150	9	2,161	19	.575
1999	Ryan Kealy	267	148	10	1,976	10	.554
2000	Jeff Krohn	254	125	6	1,751	12	.492
2001	Jeff Krohn	213	115	7	1,942	19	.540
2002	Andrew Walter	483	274	15	3,877	28	.567
2003	Andrew Walter	421	221	10	3,044	24	.525
2004	Andrew Walter	426	244	9	3,150	30	.573
2005	Sam Keller	264	155	9	2,165	20	.587
	Rudy Carpenter	228	156	2	2,273	17	.684
2006	Rudy Carpenter	332	184	14	2,523	23	.554
2007	Rudy Carpenter	398	246	10	3,202	25	.618
2008	Rudy Carpenter	351	213	9	2,493	16	.607
2009	Danny Sullivan	312	168	9	1,939	10	.538
2010	Steven Threet	336	208	16	2,534	18	.619
2011	Brock Osweiler	516	326	13	4,036	26	.632
2012	Taylor Kelly	359	241	9	3,039	29	.671
2013	Taylor Kelly	484	302	12	3,635	28	.624
2014	Taylor Kelly	278	165	5	2,114	22	.594
2015	Mike Bercovici	531	318	9	3,855	30	.599
2016	Manny Wilkins	311	197	9	2,329	12	.633

YEARLY LEADERS

RECEIVING

		Rec.	Yds.	TDs
1946	Jim Montgomery	32	429	1
1947	Jim Montgomery	28	326	1
1948	Cliff Hugoboom	24	210	4
	Wilford White	18	337	2
1949	Wilford White	17	334	2
1950	Bob Rippel	27	380	2
1951	John Allen	19	328	3
1952	John Allen	26	374	3
1953	John Allen	30	505	8
1954	Charlie Mackey	10	176	0
	Karl Grassl	10	139	1
1955	Charlie Mackey	35	470	5
	Gene Mitcham	27	552	1
1956	Gene Mitcham	14	256	2
1957	Clancy Osborne, TE	20	351	3
1958	Karl Kiefer, TE	22	324	3
	Bill Spanko	21	463	4
1959	Bob Rembert, TE	15	232	2
	Bill Spanko	15	231	2
1960	Bob Rembert, TE	11	178	2
	Tim Lee	11	121	1
1961	Roger Locke	14	222	2
	Herman Harrison, TE	14	175	3
	Charley Taylor	13	235	2
1962	Dale Keller	20	358	5
1963	Herman Harrison, TE	23	371	4
	Jerry Smith, TE	42	618	5
1964	Ben Hawkins	42	718	5
1965	Ben Hawkins	36	504	4

		Rec.	Yds.	TDs
1966	Ken Dyer, TE	29	496	2
1967	Ken Dyer, TE	39	654	4
1968	Fair Hooker	42	665	6
1969	Calvin Demery	45	816	4
1970	J.D. Hill	61	1,009	11
1971	Calvin Demery	43	641	5
1972	Steve Holden	42	911	12
1973	Greg Hudson	62	974	8
	Morris Owens	52	1,144	9
1973	Greg Hudson	62	974	8
	Morris Owens	52	1,144	9
1974	John Jefferson	30	423	1
	Morris Owens	28	560	7
1975	John Jefferson	52	921	6
1976	John Jefferson	48	681	5
	Larry Mucker	40	835	8
1977	John Jefferson	58	968	8
1978	Chris DeFrance	33	680	6
1979	John Mistler	36	498	4
1980	John Mistler	53	573	1
1981	Bernard Henry	39	647	8
1982	Doug Allen	30	424	3
1983	Don Kern, TE	49	502	1
1984	Doug Allen	46	892	14
1985	Aaron Cox	43	855	6
1986	Aaron Cox	35	695	2
1987	Aaron Cox	42	870	5
1988	Ryan McReynolds	28	271	5
1989	Ron Fair	64	1,082	4

		Rec.	Yds.	TDs
1990	Eric Guliford	48	837	4
1991	Eric Guliford	55	801	2
1992	Eric Guliford	44	506	4
1993	Johnny Thomas	34	574	3
1994	Clyde McCoy	47	682	3
1995	Keith Poole	55	1,036	7
1996	Keith Poole	47	867	11
1997	Lenzie Jackson	55	777	6
1998	Lenzie Jackson	41	568	5
1999	Todd Heap, TE	55	832	3
2000	Todd Heap, TE	48	644	3
2001	Shaun McDonald	47	1,104	10
2002	Shaun McDonald	87	1,405	13
2003	Derek Hagan	66	1,076	9
2004	Derek Hagan	83	1,248	10
2005	Derek Hagan	77	1,210	8
2006	Zach Miller	50	484	4
2007	Chris McGaha	61	830	1
2008	Michael Jones	61	744	4
2009	Kyle Williams	57	815	8
	Chris McGaha	56	673	4
2010	Kerry Taylor	54	699	3
2011	Gerrell Robinson	77	1,397	7
2012	Chris Coyle	57	696	5
2013	Jaelen Strong	75	1,122	7
2014	Jaelen Strong	82	1,165	10
2015	Devin Lucien	66	1,075	8
2016	Tim White	56	713	2

TOTAL OFFENSE

		Plays	Rushing	Passing	Yds.
1946	Ozzie King	112	124	310	434
1947	Sam Lewis	117	580	14	594
1948	Cecil Coleman	165	42	838	880
1949	Wilford White	145	935	-	935
1950	Wilford White	207	1,502	87	1,589
1951	Duane Morrison	103	750	-	750
1952	Dick Curran	118	870	43	913
1953	Bob Hendricks	97	2	461	463
1954	Dick Mackey	177	26	793	819
1955	Dave Graybill	166	31	1,079	1,110
1956	Bobby Mulgado	130	721	259	980
1957	John Hangartner	116	-46	1,203	1,157
1958	John Hangartner	150	-73	1,208	1,135
1959	Nolan Jones	143	689	-	689
1960	Nolan Jones	107	582	-	582
1961	Joe Zuger	162	-18	879	861
1962	John Jacobs	151	-32	1,263	1,231
1963	Tony Lorick	112	805	32	837
1964	John Torok	288	-130	2,356	2,266
1965	John Goodman	236	-150	1,165	1,015
1966	John Goodman	224	-199	1,259	1,060
1967	Ed Roseborough	231	-57	1,494	1,437
1968	Art Malone	235	1,431	-	1,431
1969	Joe Spagnola	273	257	1,488	1,745
1970	Joe Spagnola	348	162	2,146	2,308
1971	Danny White	245	64	1,643	1,707
1972	Danny White	311	247	2,196	2,443
1973	Danny White	347	229	2,878	3,107
1974	Dennis Sproul	265	-17	1,438	1,421
1975	Freddie Williams	266	1,427	-	1,427
1976	Dennis Sproul	305	-14	1,751	1,737
1977	Dennis Sproul	374	162	2,003	2,165
1978	Mark Malone	400	751	1,573	2,324
1979	Mark Malone	421	471	1,886	2,357
1980	Mike Pagel	384	-22	2,025	2,003
1981	Mike Pagel	359	27	2,484	2,511
1982	Todd Hons	382	-116	2,338	2,222
1983	Todd Hons	372	-120	2,394	2,274
1984	Jeff Van Raaphorst	278	-73	2,062	1,989
1985	Jeff Van Raaphorst	391	-170	2,387	2,217
1986	Jeff Van Raaphorst	313	31	2,181	2,212
1987	Daniel Ford	298	-107	1,756	1,649
1988	Daniel Ford	195	4	1,166	1,170
1989	Paul Justin	341	-131	2,591	2,460
1990	Paul Justin	283	-71	1,876	1,805
1991	Bret Powers	258	-114	1,500	1,386
1992	Grady Benton	303	-10	1,707	1,697
1993	Jake Plummer	242	-57	1,650	1,593
1994	Jake Plummer	369	-92	2,179	2,087



		Plays	Rushing	Passing	Yds.
1995	Jake Plummer	367	-27	2,222	2,195
1996	Jake Plummer	444	58	2,776	2,834
1997	Ryan Kealy	349	-201	2,137	1,936
1998	Ryan Kealy	294	-103	2,161	2,058
1999	Ryan Kealy	298	-145	1,976	1,831
2000	Jeff Krohn	310	5	1,751	1,756
2001	Jeff Krohn	259	-15	1,942	1,927
2002	Andrew Walter	539	-216	3,877	3,661
2003	Andrew Walter	454	-125	3,044	2,919
2004	Andrew Walter	484	-112	3,150	3,038
2005	Rudy Carpenter	270	-9	2,273	2,264
2006	Rudy Carpenter	416	69	2,523	2,592
2007	Rudy Carpenter	491	-205	3,202	2,997
2008	Rudy Carpenter	403	-150	2,493	2,343
2009	Danny Sullivan	340	-28	1,939	1,911
2010	Steven Threat	395	19	2,534	2,553
2011	Brock Osweiler	599	90	4,036	4,126
2012	Taylor Kelly	493	516	3,039	3,555
2013	Taylor Kelly	657	608	3,635	4,243
2014	Taylor Kelly	373	256	2,114	2,370
2015	Mike Bercovici	640	84	3,855	3,939
2016	Manny Wilkins	439	246	2,329	2,575

RECORDS

YEARLY LEADERS

SCORING

		TDs	1-Pt.	2-Pt.	FGs	Pts.
1946	Jim Montgomery	4	0	0	0	24
1947	Morrison Warren	8	0	0	0	48
1948	Wilford White	11	20	0	3	95
1949	Wilford White	11	0	0	0	66
1950	Wilford White	22	1	0	1	136
1951	Marvin Wahlin/Harley Cooper	7	0	0	0	42
1952	Marvin Wahlin	11	0	0	0	66
1953	John Allen	8	0	0	0	48
1954	James Bilton	7	0	0	0	42
1955	Leon Burton	10	0	0	0	60
1956	Bobby Mulgado	8	7	0	0	55
1957	Leon Burton	16	0	0	0	96
1958	Leon Burton	11	0	0	0	66
1959	Nolan Jones	11	21	2	3	100
1960	Nolan Jones	8	25	1	6	93
1961	Nolan Jones	8	18	1	3	77
1962	Charley Taylor	8	0	1	0	50
1963	Tony Lorick	9	0	0	0	54
1964	Ben Hawkins	7	0	1	0	44
1965	Ben Hawkins	6	0	1	0	38
1966	Max Anderson/Bob Rokita	5/0	0/18	0/0	0/4	30/30
1967	Max Anderson	12	0	0	0	72
1968	Art Malone	16	0	0	0	96
1969	Dave Buchanan	15	0	0	0	90
1970	J.D. Hill	15	0	0	0	90
1971	Don Ekstrand	0	54	0	10	84
1972	Woody Green	19	0	0	0	114
1973	Ben Malone	15	0	0	0	90
1974	Danny Kush	0	22	0	9	49
1975	Freddie Williams	9	0	0	0	54
1976	Larry Mucker	8	0	0	0	48
1977	Steve Hicks	0	50	0	7	71
1978	Steve Hicks	0	38	0	8	62
1979	Mark Malone	12	0	0	0	72
1980	John Mistler	11	0	0	0	66

		TDs	1-Pt.	2-Pt.	FGs	Pts.
1981	Luis Zendejas	0	45	0	16	93
1982	Luis Zendejas	0	30	0	24	102
1983	Luis Zendejas	0	28	0	28	112
1984	Doug Allen	14	0	0	0	84
1985	Kent Bostrom	0	29	0	18	83
1986	Kent Bostrom	0	43	0	18	97
1987	Alan Zendejas	0	30	0	15	75
1988	Alan Zendejas	0	19	0	7	40
1989	Kelvin Fisher	6	0	0	0	36
1990	Leonard Russell/Mike Richey	10/0	0/27	0/0	0/11	60/60
1991	Mike Richey	0	18	0	12	54
1992	Mike Richey	0	23	0	10	53
1993	Jon Baker	0	26	0	18	72
1994	Jon Baker	0	23	0	17	74
1995	Robert Nycz	0	31	0	11	64
1996	Terry Battle	20	0	0	0	120
1997	Robert Nycz	0	35	0	17	86
1998	J.R. Redmond	12	0	0	0	72
1999	J.R. Redmond	13	0	1	0	80
2000	Mike Barth	1	32	0	16	86
2001	Mike Barth	0	43	0	9	70
2002	Mike Barth	0	49	0	23	118
2003	Skyler Fulton	10	0	0	0	60
2004	Jesse Ainsworth	0	40	0	18	94
2005	Jesse Ainsworth	0	53	0	9	80
2006	Jesse Ainsworth	0	42	0	14	84
2007	Thomas Weber	0	46	0	24	118
2008	Thomas Weber	0	29	0	19	86
2009	Kyle Williams	8	0	0	0	48
2010	Thomas Weber	0	42	0	17	93
2011	Cameron Marshall	18	0	0	0	108
2012	Marion Grice	19	0	0	0	114
2013	Zane Gonzalez	0	63	0	25	138
2014	Zane Gonzalez	0	50	0	22	116
2015	Zane Gonzalez	0	52	0	26	130
2016	Zane Gonzalez	0	39	0	23	108

PUNTING

	No.	Yds.	Avg.	
1955	Bobby Mulgado	21	752	35.6
1956	Bobby Mulgado	30	1,052	35.1
1957	Bobby Mulgado	24	878	36.6
1958	John Hangartner	17	629	37.0
1959	Joe Zuger	42	1,882	44.8
1960	Joe Zuger	36	1,452	40.3
1961	Joe Zuger	31	1,305	42.1
1962	John Seedborg	28	1,058	37.8
1963	John Seedborg	31	1,164	37.5
1964	Chuck Kolb	35	1,340	38.8
1965	Chuck Kolb	65	2,857	44.0
1966	Ken Hornbeck	64	2,474	38.7
1967	Ed Roseborough	60	2,286	38.1
1968	Ed Roseborough	41	1,365	33.3
1969	Jim McCann	71	2,967	41.8
1970	Jim McCann	51	2,202	43.2
1971	Danny White	56	2,225	40.2
1972	Danny White	54	2,325	43.0
1973	Danny White	54	2,288	43.4
1974	Kory Schuknecht	87	3,325	38.2
1975	Fred Mortensen	65	2,524	38.9
1976	Fred Mortensen	67	2,713	40.5
1977	Mark Jones	48	1,879	38.8
1978	Kevin Rutledge	42	1,451	34.5
1979	Mike Black	55	2,085	37.9
1980	Mike Black	53	2,299	43.4
1981	Mike Black	57	2,421	42.5
1982	Mike Black	70	3,097	44.2
1983	Jim Meyer	44	1,813	41.2
1984	Jim Meyer	64	2,801	43.8
1985	Mike Schuh	61	2,479	41.0

	No.	Yds.	Avg.	
1986	Mike Schuh	49	1,881	38.4
1987	Mike Schuh	65	2,773	42.7
1988	Mike Schuh	60	2,529	42.2
1989	Brad Williams	66	2,505	38.0
1990	Brad Williams	56	2,422	43.3
1991	Steve Rausch	53	1,952	36.8
1992	Steve Rausch	66	2,621	39.7
1993	Lance Anderson	53	2,080	39.3
1994	Lance Anderson	54	2,099	38.9
1995	Lance Anderson	61	2,423	39.7
1996	Lance Anderson	75	3,197	42.6
1997	Marcus Williams	77	3,290	42.7
1998	Stephen Baker	56	2,561	45.7
1999	Nick Murphy	68	2,610	38.4
2000	Nick Murphy	86	3,551	41.3
2001	Nick Murphy	52	2,137	41.1
2002	Tim Parker	79	3,372	42.7
2003	Tim Parker	75	3,252	43.4
2004	Chris MacDonald	64	2,758	43.1
2005	Chris MacDonald	33	1,396	42.3
2006	Johnathan Johnson	54	2,241	41.5
2007	Thomas Weber	47	1,847	39.3
2008	Thomas Weber	59	2,442	41.4
2009	Trevor Hankins	69	3,049	44.2
2010	Trevor Hankins	54	2,406	44.6
2011	Josh Hubner	62	2,562	41.3
2012	Josh Hubner	52	2,451	47.1
2013	Alex Garoutte	35	1,358	38.8
2014	Matt Haack	53	2,296	43.3
2015	Matt Haack	74	3,186	43.1
2016	Matt Haack	66	2,987	43.9

PUNT RETURNS

	No.	Yds.	TD	
1955	Gene Mitcham	9	137	0
1956	Gene Mitcham	8	140	1
1957	Bobby Mulgado	14	267	2
1958	Leon Burton	9	137	0
1959	Nolan Jones	8	137	0
1960	Ossie McCarty	14	188	0
1961	Charley Taylor	10	116	0
1962	Tony Lorick	7	131	0
1963	Charley Taylor	9	125	0
1964	Ben Hawkins	6	151	0
	Larry Todd	10	84	0
1965	Ben Hawkins	19	191	0
1966	Chuck Hunt	7	34	0
1967	J.D. Hill	22	221	1
1968	Lenny Randle	37	440	2
1969	Lenny Randle	22	343	3
1970	Steve Holden	20	381	2
1971	Steve Holden	30	426	1
1972	Steve Holden	23	313	1
1973	Mike Haynes	11	95	0
	Morris Owens	9	66	0
1974	Mike Haynes	46	313	1
1975	Mike Haynes	27	280	2
1976	John Harris	15	188	1
1977	John Harris	16	171	1
	Ron Washington	10	218	2
1978	Melvin Hoover	21	61	0
1979	Willie Gittens	35	269	0
1980	Willie Gittens	31	312	0
1981	Willie Gittens	14	93	0
1982	Scott Kegans	26	129	0
1983	Tom Onofrio	35	218	0

	No.	Yds.	TD	
1984	Tom Onofrio	30	123	0
1985	Anthony Parker	32	312	0
1986	Anthony Parker	16	316	1
1987	Anthony Parker	14	192	0
1988	Nathan LaDuke	20	127	0
1989	Eric Guliford	25	249	0
1990	Phillippi Sparks	8	113	0
	Eric Guliford	8	40	0
1991	Eric Guliford	16	183	1
1992	Eric Guliford	22	193	1
1993	Clyde McCoy	23	259	0
1994	Clyde McCoy	23	195	0
1995	Keith Poole	26	145	0
1996	J.R. Redmond	34	283	0
1997	J.R. Redmond	24	236	0
1998	J.R. Redmond	18	246	1
1999	J.R. Redmond	28	195	0
2000	Shaun McDonald	28	269	1
2001	Justin Taplin	18	157	0
2002	Daryl Lightfoot	22	158	0
2003	Daryl Lightfoot	21	203	0
2004	Rudy Burgess	31	233	0
2005	Terry Richardson	22	337	2
2006	Terry Richardson	19	210	0
2007	Kyle Williams	23	224	0
2008	Kyle Williams	14	238	0
	Nate Kimbrough	12	151	0
2009	Kyle Williams	23	229	0
2010	Jamal Miles	29	248	0
2011	Jamal Miles	14	232	1
2012	Jamal Miles	26	230	0
2013	Robert Nelson	31	199	0
2014	Kyle Middlebrooks	8	49	0
2015	De'Chavon Hayes	17	143	0
2016	Tim White	20	254	1

YEARLY LEADERS

KICKOFF RETURNS

		No.	Yds.	TDs
1956	Joe Belland	5	94	0
1957	Joe Belland	6	112	0
1958	Joe Belland	8	166	0
1959	Charley Jones	12	297	0
1960	Clay Freney	10	187	0
1961	Charley Taylor	15	114	0
	Clay Freney	10	169	0
1962	Tony Lorick	6	186	0
1963	Charley Taylor	6	183	0
1964	Larry Todd	12	219	0
1965	Ben Hawkins	10	201	0
1966	Max Anderson	8	108	0
	Ron Elam	7	145	0
1967	Max Anderson	21	372	0
1968	Lenny Randle	7	170	1
1969	Lenny Randle	18	433	0
1970	Steve Holden	12	240	0
1971	Steve Holden	12	237	0
1972	Morris Owens	16	300	0
1973	Ron Cuie	11	236	0
1974	Mike Haynes	14	332	1
1975	Mike Haynes	9	208	0

		No.	Yds.	TDs
1976	Ron Washington	10	254	0
1977	Melvin Hoover	10	250	0
	Ron Washington	12	174	0
1978	Melvin Hoover	11	173	0
1979	Willie Gittens	7	139	0
	Ron Brown	7	110	0
1980	Ron Washington	13	318	0
	Willie Gittens	14	314	0
1981	Mike Cade	7	142	0
1982	Darryl Clack	11	252	0
1983	Paul Day	8	197	0
1984	Paul Day	8	143	0
1985	Mike Crawford	7	108	0
1986	Channing Williams	13	258	0
1987	David Winsley	13	274	0
1988	David Winsley	26	532	0
1989	Victor Cahoon	22	416	0
1990	Phillippi Sparks	22	472	0
1991	Phillippi Sparks	10	228	0
1992	Derrick Land	9	147	0
1993	Jason McCarvey	15	288	0
1994	Terry Battle	27	547	0

		No.	Yds.	TDs
1995	Chris Hopkins	32	713	0
1996	Terry Battle	20	582	2
1997	J.R. Redmond	14	303	0
1998	Lenzie Jackson	26	550	0
1999	Delvon Flowers	21	468	0
2000	Richard Williams	24	501	0
2001	Tom Pace	17	537	1
2002	Hakim Hill	32	701	0
2003	Daryl Lightfoot	15	376	0
2004	Rudy Burgess	15	337	0
2005	Terry Richardson	23	629	0
2006	Terry Richardson	9	302	1
2007	Rudy Burgess	38	879	1
2008	Kyle Williams	27	630	0
2009	Jamal Miles	31	611	0
2010	Kyle Middlebrooks	16	423	0
2011	Jamal Miles	30	788	2
2012	Jamal Miles	16	349	0
2013	Marion Grice	21	507	0
2014	Kyle Middlebrooks	14	311	0
2015	Tim White	36	972	1
2016	Tim White	33	709	0

INTERCEPTIONS

		No.	Yds.
1946	Ozzie King	3	78
1947	Garner Barnett	3	52
1948	Wilford White	3	105
1949	Complete figures not available		
1950	Henry Rich	12	140
1951	James Bilton	3	27
1952	Marvin Wahlin	4	111
1953	Dick Mackey	3	67
1954	Dick Mackey	6	83
1955	Dave Graybill	3	50
1956	Joe Belland	3	48
1957	Bobby Mulgado	6	113
1958	Leon Burton	1	38
1959	Bill Spanko	4	18
	Nolan Jones	3	56
1960	Nolan Jones	2	14
1961	Joe Zuger	10	121
1962	Charley Taylor	4	115
1963	Tony Lorick	4	107
1964	Ben Hawkins	3	52
1965	Ben Hawkins	4	125
1966	Chuck Hunt	4	39
	Ken Dyer	4	35
	John Pitts	4	5
1967	Wes Plummer	8	161
1968	Paul Ray Powell	7	44
	Ron Pritchard	3	105
1969	Seth Miller	11	63
	Tom Julian	6	129
1970	Windlan Hall	7	173
1971	Windlan Hall	7	32
	Prentice McCray	3	82
1972	Reedy Hall	4	63
1973	Kory Schuknecht	5	120
1974	Mike Haynes	11	115
1975	Mike Martinez	7	32
	Mike Haynes	2	54
1976	John Harris	7	130
1977	John Harris	5	50
1978	Kim Anderson	9	79
	Michael Lee	4	79
1979	Ron Brown	2	90
	Mike Maloney	2	28

		No.	Yds.
1980	Mike Richardson	8	89
1981	Mike Richardson	6	23
1982	Paul Moyer	3	42
1983	David Fulcher	4	71
1984	Darren Willis	3	0
	Anthony Parker	2	67
1985	David Fulcher	6	110
1986	Five with two		
1987	Eric Allen	8	185
1988	Nathan LaDuke	3	6
	Eddie Stokes	3	18
1989	Nathan LaDuke	6	63
1990	Nathan LaDuke	4	255
1991	Adam Brass	5	23
1992	Lenny McGill	4	24
1993	Craig Newsome	4	32
1994	Traivon Johnson	2	28
	Marcus Soward	2	31
1995	Jason Simmons	2	27
1996	Pat Tillman	4	17
1997	Mitchell Freedman	4	16
1998	Courtney Jackson	4	116
1999	Willie Daniel	2	17
	Courtney Jackson	2	0
2000	Nijrell Eason	5	39
2001	Lamar Baker	2	10
	R.J. Oliver	2	12
	Alfred Williams	2	60
2002	Brett Hudson	4	66
	R.J. Oliver	4	51
2003	Jason Shivers	3	85
2004	Emmanuel Franklin	4	83
2005	Jamar Williams	3	22
2006	Josh Barrett	3	42
2007	Troy Nolan	6	129
2008	Mike Nixon	5	82
2009	Jarrell Holman	3	69
	Mike Nixon	3	56
	Ryan McFoy	3	30
2010	Omar Bolden	3	85
2011	Clint Floyd	4	45
2012	Keelan Johnson	5	35
2013	Robert Nelson	6	41
2014	Damarious Randall	3	89
2015	Kareem Orr	6	98
2016	De'Chavon Hayes	3	56



RECORDS

YEARLY LEADERS

TACKLES

Year	Player	Tackles
1970	Bob Davenport	116 (Reg. Season Only)
	Mike Mess	108 (Reg. Season Only)
	Mike Hoban	100 (Reg. Season Only)
1971	Ted Olivo	115
	Junior Ah You	104
1972	N/A	
1973	Bob Breunig	127
1974	Bob Breunig	146
	Larry Gordon	131
1975	Larry Gordon	150
	Tim Petersen	135
	Willie Scroggins	102
1976	Tim Petersen	122
1977	Tim Petersen	114
	Al Harris	107
1978	Ben Apuna	99
1979	Gary Padjen	135
1980	Joey Lumpkin	169
	Vernon Maxwell	127
	John Sprein	125
	Bryan Caldwell	111
1981	Joey Lumpkin	124
	John Sprein	114
	Darren Comeaux	101
1982	Jimmy Williams	153
	Greg Battle	128

Year	Player	Tackles
	Mike Richardson	127
	Bryan Caldwell	114
	Jim Jeffcoat	111
	Vernon Maxwell	110
	Paul Moyer	104
1983	Jimmy Williams	145
	David Fulcher	110
1984	David Fulcher	100
1985	Greg Battle	147
	John Knight	117
	Scott Stephen	108
1986	Greg Clark	136
	Stacy Harvey	121
1987	Greg Clark	141
	Shawn Patterson	108
1988	Mark Tingstad	172
	Drew Metcalfe	104
1989	Darren Woodson	122
	Richard Davis	101
1990	Nathan LaDuke	122
	Brett Wallerstedt	109
1991	Brett Wallerstedt	122
1992	Brett Wallerstedt	119
1993	Shante Carver	79
1994	Jason Kyle	125
1995	Scott Von der Ahe	92

Year	Player	Tackles
1996	Scott Von der Ahe	113
1997	Pat Tillman	97
1998	Joe Cesta	76
1999	Adam Archuleta	111
2000	Adam Archuleta	127
2001	Jason Shivers	89
2002	Jason Shivers	121
	Mason Unck	111
2003	Jason Shivers	104
2004	Justin Burks	95
	Dale Robinson	93
2005	Dale Robinson	115
	Zach Catanese	107
2006	Josh Barrett	82
2007	Robert James	106
2008	Mike Nixon	90
2009	Mike Nixon	73
2010	Vontaze Burfict	90
2011	Colin Parker	75
2012	Brandon Magee	113
2013	Chris Young	112
2014	Damarius Randall	106
2015	Salamo Fiso	99
	Christian Sam	98
	Jordan Simone	91
2016	DJ Calhoun	77

Note - 1970 was first year tackles were recorded at ASU.

SACKS

Year	Player	Sacks-Yards
1978	Al Harris	19.0-160
1979	Bob Kohrs	8.0-82
1980	Walt Bowyer	7.0-51
	Vernon Maxwell	7.0-47
1981	Jim Jeffcoat	10.0-n/a
1982	Vernon Maxwell	12.0-n/a
1983	Brian Noble	8.0-85
	Billy Robinson	8.0-58
1984	Scott Stephen	9.0-71
1985	Scott Stephen	9.0-73
1986	Scott Stephen	7.0-71
1987	Trace Armstrong	7.0-50
1988	Shane Collins	4.0-30
	Saute Sapolu	4.0-29
	Terence Johnson	4.0-28
1989	Richard Davis	8.0-51

Year	Player	Sacks-Yards
1990	Shante Carver	10.0-61
1991	Shante Carver	11.0-69
1992	Shante Carver	10.0-64
1993	Shante Carver	10.0-54
1994	Eric Schmidt	5.0-27
	Ken Talanoa	5.0-27
1995	Jason Reynolds	6.0-35
1996	Derrick Rodgers	12.0-121
1997	Jeremy Staat	12.5-86
1998	Adam Archuleta	5.0-38
1999	Erik Flowers	10.0-70
2000	Terrell Suggs	10.0-60
2001	Terrell Suggs	10.0-57
2002	Terrell Suggs	24.0-171
2003	Ishmael Thrower	4.5-36
2004	Jordan Hill	7.0-51

Year	Player	Sacks-Yards
	Kyle Caldwell	7.0-49
2005	DeWayne Holyfield	5.5-38
2006	Dexter Davis	6.0-35
2007	Dexter Davis	10.5-63
2008	Dexter Davis	11.0-81
2009	Lawrence Guy	4.5-34
	Saia Falahola	4.0-22
2010	Junior Onyeali	6.5-61
2011	Vontaze Burfict	5.0-40
2012	Will Sutton	13.0-102
2013	Carl Bradford	8.5-70
	Davon Coleman	8.5-43
2014	Marcus Hardison	10.0-67
2015	Antonio Longino	11.0-60
2016	Koron Krump	9.0-68

Note - 1978 was first year sacks were recorded at ASU.

TACKLES FOR LOSS

Year	Player	TFL-Yards
1970	Bob Davenport	13-n/a*
	Mike Fanucci	13-n/a*
1971	Junior Ah You	15-n/a
1972	N/A	
1973	James Baker	7-n/a
	Neal Skarin	7-n/a
1974	Larry Gordon	10-n/a
1975	Willie Scroggins	14-n/a*
1976	Al Harris	10-n/a
1977	Al Harris	24-n/a
1978	Ben Apuna	8-n/a
1979	Bob Kohrs	14-n/a
1980	Vernon Maxwell	13-n/a
1981	Jim Jeffcoat	8-n/a
1982	Bryan Caldwell	8-n/a
	Vernon Maxwell	8-n/a
1983	Billy Robinson	7-n/a
1984	Scott Stephen	8-31
1985	Shawn Patterson	7-12
1986	Scott Stephen	6-10
1987	Pat Taylor	8-34
	Shawn Patterson	8-16
1988	Shane Collins	6-11
1989	Darren Woodson	5-11
1990	Shante Carver	11-66

Year	Player	TFL-Yards
1991	Shante Carver	16-85
1992	Brett Wallerstedt	22-82
1993	Larry Boyd	17-85
	Stante Carver	17-79
1994	Dan Lucas	11-43
1995	Jason Reynolds	10-49
1996	Derrick Rodgers	24-142
1997	Jeremy Staat	23-110
1998	Adam Archuleta	18-74
1999	Adam Archuleta	21-102
2000	Terrell Suggs	16-72
2001	Terrell Suggs	18-79
2002	Terrell Suggs	31.5-203
2003	Jamar Williams	10.5-28
2004	Dale Robinson	13.0-54
2005	Dale Robinson	15.0-45
2006	Dexter Davis	10.5-45
2007	Dexter Davis	13.5-72
2008	Dexter Davis	15.0-95
2009	Saia Falahola	7.5-27
	Lawrence Guy	7.0-39
2010	Junior Onyeali	11.5-76
2011	Oliver Aaron	8.0-27
2012	Will Sutton	23.5-130
2013	Carl Bradford	19.0-107

Year	Player	TFL-Yards
2014	Marcus Hardison	15.0-81
2015	Antonio Longino	22.5-84
	Salamo Fiso	20.0-56
2016	DJ Calhoun	11.5-43

Note - 1970 was first year TFLs were recorded at ASU.



YEARLY LEADERS

TOP SINGLE GAME RUSHING PERFORMANCES

Yds	Name	Carries	TDs	Opp.	Date
250	Ben Malone	24	6	at Oregon State	Oct. 27, 1973
243	Leon Burton	5	-	Hardin-Simmons	Oct. 10, 1955
239	Art Malone	29	-	New Mexico	Nov. 2, 1968
236	Wilford White	30	-	at Brigham Young	Sept. 23, 1950
232	Wilford White	18	-	at Northern Arizona	Oct. 7, 1950
226	Delvon Flowers	23	2	Oregon State	Oct. 20, 2001
221	Darryl Clack	22	3	Wichita State	Sept. 24, 1983
220	Max Anderson	21	1	at Wisconsin	Sept. 30, 1967
216	D.J. Foster	19	1	at New Mexico	Sept. 6, 2014
216	Freddie Williams	23	2	Texas-El Paso	Nov. 2, 1974
214	J.R. Redmond	33	1	at USC	Oct. 3, 1998
214	Mario Bates	19	1	Washington	Sept. 5, 1992
214	Woody Green	31	2	at Utah	Sept. 25, 1971
214	Wilford White	18	-	Utah State	Oct. 21, 1950
208	Gerald Riggs	23	2	Colorado State	Nov. 21, 1981
208	Robert Weathers	17	2	California	Oct. 17, 1981
202	Woody Green	25	3	Missouri (Fiesta Bowl)	Dec. 23, 1972
201	Freddie Williams	37	-	at New Mexico State	Oct. 11, 1975
201	Woody Green	24	2	San Jose State	Nov. 18, 1972
200	Art Malone	19	-	Utah	Nov. 9, 1968
198	Woody Green	9	-	at Brigham Young	Oct. 21, 1972
198	Woody Green	11	4	at Wyoming	Sept. 30, 1972
197	Keegan Herring	23	2	vs. Northwestern	Sept. 17, 2005
195	Freddie Williams	20	2	Colorado State	Nov. 23, 1974
195	Woody Green	36	1	at Houston	Sept. 16, 1972
194	Freddie Williams	23	-	Texas-El Paso	Oct. 25, 1975
192	Woody Green	25	1	Arizona	Nov. 24, 1973
192	Ben Malone	22	2	Air Force	Oct. 30, 1971
191	Duane Morrison	19	-	at San Diego State	Oct. 20, 1951
191	Ryan Torain	24	1	at California	Sept. 23, 2006
190	Terry Battle	21	1	at Oregon State	Nov. 2, 1996
190	Darryl Harris	36	2	at Oregon State	Oct. 24, 1987
190	Wilford White	22	-	Utah State	Dec. 3, 1949
187	Chris Hopkins	30	2	at California	Nov. 11, 1995
186	Rudy Burgess	34	-	Stanford	Nov. 6, 2004
186	Leonard Russell	25	2	California	Oct. 13, 1990
186	Art Malone	35	-	at Arizona	Nov. 30, 1968
183	Kevin Galbreath	44	1	at UCLA	Oct. 24, 1992



1,000-YARD SINGLE-SEASON RUSHERS

1,565	Woody Green	1972 (12 games)
1,502	Wilford White	1950 (11 games)
1,431	Art Malone	1968 (10 games)
1,427	Freddie Williams	1975 (11 games)
1,313	Woody Green	1973 (12 games)
1,310	Woody Green	1971 (12 games)
1,299	Freddie Williams	1974 (12 games)
1,229	Ryan Torain	2006 (13 games)
1,188	Max Anderson	1967 (10 games)
1,186	Ben Malone	1973 (11 games)
1,174	J.R. Redmond	1999 (12 games)
1,126	Leon Burton	1957 (10 games)
1,111	Mario Bates	1993 (11 games)
1,104	Demario Richard	2015 (12 games)
1,081	D.J. Foster	2014 (13 games)
1,077	Terry Battle	1996 (12 games)
1,050	Cameron Marshall	2011 (13 games)
1,052	Darryl Clack	1984 (11 games)
1,042	Darryl Harris	1986 (12 games)
1,041	Delvon Flowers	2001 (11 games)
1,031	Michael Martin	1997 (12 games)
1,024	Bob Thomas	1970 (12 games)

CAREER 100-YARD GAME LEADERS

Woody Green	21	Travis Williams	3
Freddie Williams	17	David Winsley	3
Wilford White	16	Kalen Ballage	3
Art Malone	14	Vince Amoia	2
Leon Burton	12	Manuel Aja	2
J.R. Redmond	12	James Bilton	2
Darryl Harris	11	Harley Cooper	2
Ben Malone	10	Jerome Davison	2
Demario Richard	9	Alonzo Emery	2
Mario Bates	8	Marlon Farlow	2
Max Anderson	8	Kevin Galbreath	2
Dave Buchanan	7	John McFalls	2
Delvon Flowers	7	Alvin Moore	2
Keegan Herring	7	Tom Pace	2
Michael Martin	7	George Perry	2
Ryan Torain	7	Charley Taylor	2
Robert Weathers	7	Mike Williams	2
Dick Curran	6	Joe Belland	1
Monroe Eley	6	Jim Bramlett	1
D.J. Foster	6	Cornell Candidate	1
Marlon Grice	6	Mike Crawford	1
Bobby Thomas	6	Shaun DeWitty	1
Cameron Marshall	5	Joe Drake	1
Darryl Clack	5	Kelvin Fisher	1
Tony Lorick	5	Willie Gittens	1
Gerald Riggs	5	Gerald Green	1
Marvin Wahlin	5	Don Hildreth	1
Loren Wade	5	J.D. Hill	1
Terry Battle	4	John Henry Johnson	1
Chris Hopkins	4	Hal Lewis	1
Brent McClenahan	4	Sammy Lewis	1
George Montgomery	4	Ruben Madril	1
Rudy Burgess	3	Mark Markichevich	1
Mike Harris	3	Jeff Paulk	1
Hakim Hill	3	Bruce Perkins	1
Nolan Jones	3	Bob Sedlar	1
Arthur Lane	3	Joe Spagnola	1
Deantre Lewis	3	Bob Tarwater	1
Mark Malone	3	Larry Todd	1
Duane Morrison	3	Larry Walton	1
Bobby Mulgado	3	Morrison Warren	1
Dimitri Nance	3	Prentice Williams	1
Leonard Russell	3	Dwaine Wright	1
Wayne Welker	3		
Channing Williams	3		

RECORDS

YEARLY LEADERS

TOP SINGLE GAME PASSING PERFORMANCES

Yards	Player	Comp/Att	TD	Opponent	Date
536	Andrew Walter	31/53	4	Oregon	Oct. 19, 2002
534	Paul Justin	33/47	4	Washington State	Oct. 28, 1989
532	Jeff van Raaphorst	38/59	4	Florida State	Nov. 3, 1984
511	Ryan Kealy	33/56	4	Arizona	Nov. 27, 1998
510	Mike Bercovici	27/45	5	USC	Oct. 4, 2014
488	Mike Bercovici	42/68	3	UCLA	Sept. 25, 2014
487	Brock Osweiler	36/63	1	Arizona	Nov. 19, 2011
477	Andrew Walter	29/50	4	California	Nov. 9, 2002
474	Andrew Walter	27/45	0	North Carolina	Oct. 5, 2002
474	Paul Justin	34/63	2	Houston	Dec. 1, 1990
467	Rudy Carpenter	23/35	4	Rutgers	Dec. 27, 2005
466	Mike Pagel	26/34	7	Stanford	Oct. 24, 1981
461	Sam Keller	35/56	4	LSU	Sept. 10, 2005
437	Jeff Van Raaphorst	38/55	2	Arizona	Nov. 22, 1986
432	Jeff Krohn	21/34	5	Oregon	Oct. 29, 2000
428	Andrew Walter	31/43	5	Iowa	Sept. 18, 2004
418	Mike Bercovici	29/52	4	West Virginia	Jan. 2, 2016
415	Andrew Walter	25/51	6	UCLA	Oct. 23, 2004
414	Andrew Walter	22/37	5	Stanford	Sept. 28, 2002
409	Sam Keller	20/31	4	Northwestern	Sept. 17, 2005
408	Andrew Walter	34/58	3	North Carolina	Oct. 18, 2003
401	Rudy Carpenter	27/34	3	Washington	Oct. 29, 2005
398	Mike Bercovici	32/53	5	Oregon	Oct. 29, 2015
395	Mike Bercovici	27/43	4	California	Nov. 28, 2015
395	Brock Osweiler	30/47	2	Boise State	Dec. 22, 2011
394	Griffin Goodman	11/28	3	California	Oct. 7, 2000
391	Steven Threet	33/49	3	NAU	Sept. 11, 2010
387	Steven Threet	30/53	3	Oregon	Sept. 25, 2010
381	Rudy Carpenter	28/43	2	Washington State	Nov. 5, 2005
379	Rudy Carpenter	22/36	2	Oregon	Nov. 3, 2007
379	Paul Justin	19/25	1	Oregon State	Nov. 3, 1990
379	Paul Justin	19/25	3	Washington State	Nov. 10, 1990
372	Manny Wilkins	43/58	3	Arizona	Nov. 25, 2016
367	Taylor Kelly	30/55	3	Stanford	Sept. 21, 2013
366	Jeff Krohn	17/37	3	Stanford	Sept. 22, 2001
365	Sam Keller	19/36	4	Oregon State	Sept. 24, 2005
363	Mark Malone	28/51	2	UCLA	Nov. 10, 1979
361	Rudy Carpenter	25/36	4	Oregon State	Sept. 22, 2007
357	Andrew Walter	23/53	4	Stanford	Nov. 8, 2003
351	Manny Wilkins	28/37	2	Texas Tech	Sept. 10, 2016
347	Sam Keller	26/45	2	USC	Oct. 1, 2005
346	Todd Hons	21/29	1	USC	Oct. 15, 1983

300-YARD PASSING GAMES

Name	Number of games	Name	Number of games
Andrew Walter	13	Jeff Krohn	3
Rudy Carpenter	11	Ryan Kealy	3
Taylor Kelly	8	Jake Plummer	3
Mike Bercovici	7	Jeff Van Raaphorst	3
Brock Osweiler	7	Mike Pagel	3
Paul Justin	7	Manny Wilkins	3
Sam Keller	5	Danny Sullivan	1
Todd Hons	5	Griffin Goodman	1
Steven Threet	3	Mark Malone	1
		Dennis Sproul	1

2,500-YARD PASSING SEASONS

Yards	Name	Season	Games
4036	Brock Osweiler	2011	13
3877	Andrew Walter	2002	14
3855	Mike Bercovici	2015	13
3635	Taylor Kelly	2013	14
3202	Rudy Carpenter	2007	13
3150	Andrew Walter	2004	11
3044	Andrew Walter	2003	12
3039	Taylor Kelly	2012	13
2609	Danny White	1973	11
2591	Paul Justin	1989	11
2575	Jake Plummer	1996	11
2534	Steven Threet	2010	11
2523	Rudy Carpenter	2006	13

345	Rudy Carpenter	27/36	3	Stanford	Sept. 6, 2008
339	Rudy Carpenter	15/24	3	Washington State	Nov. 11, 2006
338	Danny Sullivan	32/58	1	Oregon State	Oct. 3, 2009
338	Rudy Carpenter	22/28	1	NAU	Aug. 30, 2009
333	Rudy Carpenter	17/26	5	Nevada	Sept. 9, 2006
331	Dennis Sproul	12/25	2	BYU	Oct. 21, 1976
329	Todd Hons	17/35	0	Oklahoma	Jan. 1, 1983
326	Taylor Kelly	19/26	3	Utah	Sept. 22, 2012



YEARLY LEADERS

150-YARD RECEIVING GAMES

Name	Number of games	Name	Number of games
Derek Hagan	8	Doug Allen	2
Shaun McDonald	7	Lynn James	1
Keith Poole	4	Aaron Pflugrad	1
Gerrell Robinson	3	Skyler Fulton	1
Aaron Cox	3	Todd Heap	1
Ron Fair	2	Chris McGaha	1
Jaalen Strong	2	Daryl Lightfoot	1
Eric Guliford	2	Michael Jones	1
Devin Lucien	2	Bernard Henry	1
Larry Mucker	2	DeMario Richard	1
John Jefferson	2	Terry Richardson	1
Kenny Mitchell	2		

750-YARD RECEIVING SEASONS

Yards	Player	Year	Games
1,405	Shaun McDonald	2002	14
1,397	Gerrell Robinson	2011	13
1,248	Derek Hagan	2004	12
1,210	Derek Hagan	2005	12
1,165	Jaalen Strong	2014	12
1,122	Jaalen Strong	2013	14
1,104	Shaun McDonald	2001	11
1,082	Ron Fair	1989	11
1,076	Derek Hagan	2003	12
1,076	Morris Owens	1973	11
1,075	Devin Lucien	2015	13
1,036	Keith Poole	1995	11
1,009	JD Hill	1970	10
921	John Jefferson	1975	12
912	John Jefferson	1977	11
901	Skyler Fulton	2003	12
892	Doug Allen	1984	11
870	Aaron Cox	1987	12
857	Keith Poole	1996	11
848	Steve Holden	1972	11
837	Eric Guliford	1990	10
835	Larry Mucker	1976	12
832	Todd Heap	1999	12
830	Chris McGaha	2007	13
816	Calvin Demery	1969	10
815	Kyle Williams	2009	11
801	Eric Guliford	1991	11
796	Larry Mucker	1975	12
788	Aaron Cox	1985	11
769	Michael Jones	2007	13

TOP SINGLE GAME RECEIVING PERFORMANCES

Yards	Player	Receptions	TD	Opponent	Date
277	Ron Fair	19	3	Washington State	Oct. 28, 1989
241	Gerrell Robinson	13	1	Boise State (MAACO Las Vegas Bowl)	Dec. 22, 2011
232	Eric Guliford	12	0	Houston	Dec. 1, 1990
221	Shaun McDonald	10	1	Stanford	Sep. 18, 2002
206	Larry Mucker	6	2	at Brigham Young	Oct. 30, 1976
204	Shaun McDonald	12	1	at Oregon	Oct. 19, 2002
202	Jaalen Strong	10	3	at USC	Oct. 4, 2014
200	Devin Lucien	8	3	at California	Nov. 28, 2015
200	Keith Poole	6	3	at Nebraska	Sep. 16, 1995
199	Gerrell Robinson	11	1	Arizona	Nov. 19, 2011
194	Shaun McDonald	9	1	Washington	Oct. 17, 2001
193	Derek Hagan	11	2	at Oregon State	Sep. 24, 2005
193	Lynn James	6	1	San Jose State	Sep. 16, 1989
191	Aaron Cox	10	1	at Arizona	Nov. 22, 1986
191	Devin Lucien	9	1	Arizona	Nov. 21, 2015
185	Derek Hagan	11	1	at North Carolina	Oct. 18, 2003
182	Derek Hagan	9	1	Purdue	Dec. 31, 2004
180	Aaron Pflugrad	8	2	Missouri	Sep. 9, 2011
180	John Jefferson	6	0	at Utah	Oct. 29, 1977
178	Larry Mucker	6	1	California	Sep. 25, 1976
175	Shaun McDonald	8	4	at SDSU	Sep. 14, 2002
175	Ron Fair	8	0	Arizona	Nov. 25, 1989
172	Skyler Fulton	8	2	Utah State	Sep. 13, 2003
170	Derek Hagan	8	0	USC	Oct. 4, 2003
170	Todd Heap	7	1	Arizona	Nov. 27, 1999
170	Kenny Mitchell	9	0	at Arizona	Nov. 1998
169	Shaun McDonald	5	1	Washington State	Nov. 10, 2001
169	Kenny Mitchell	4	2	California	Nov. 7, 1998
168	Jaalen Strong	12	1	at Stanford	Sep. 21, 2013
168	Doug Allen	7	3	Colorado State	Nov. 17, 1984
167	Keith Poole	9	0	UCLA	Nov. 4, 1995
165	Chris McGaha	15	0	Oregon State	Oct. 3, 2009
163	Daryl Lightfoot	6	1	California	Nov. 9, 2002
162	Michael Jones	6	0	Northern Arizona	Aug. 30, 2008
162	Derek Hagan	10	0	USC	Oct. 1, 2005
162	Keith Poole	9	2	at Washington	Sep. 2, 1995
161	Keith Poole	10	0	at Stanford	Oct. 26, 1996
160	Derek Hagan	8	2	Iowa	Sep. 18, 2004
160	Aaron Cox	6	0	Oregon	Nov. 7, 1987
160	Doug Allen	10	2	Florida State	Nov. 3, 1984
160	Bernard Henry	9	2	at Stanford	Oct. 24, 1981
159	Terry Richardson	7	1	UCLA	Oct. 23, 2004
158	Gerrell Robinson	8	1	at Washington State	Nov. 12, 2011
158	Doug Allen	9	3	Oregon State	Oct. 20, 1984
156	Shaun McDonald	8	0	North Carolina	Oct. 5, 2002
155	Derek Hagan	8	1	Arizona	Nov. 28, 2003
154	Derek Hagan	8	2	at Northwestern	Sep. 11, 2004
154	Shaun McDonald	5	4	Louisiana-Lafayette	Oct. 6, 2001
153	Eric Guliford	9	1	Colorado State	Sep. 15, 1990
152	Aaron Cox	6	0	at Illinois	Sept. 12, 1987
151	John Jefferson	7	0	Oregon State	Sep. 24, 1977
151	DeMario Richard	4	2	New Mexico	Sep. 5, 2015
147	Eric Guliford	6	1	at Arizona	Nov. 24, 1990
146	Michael Jones	11	2	at Washington	Nov. 8, 2008
146	Jaalen Strong	10	0	Weber State	Aug. 28, 2014
146	Jaalen Strong	12	0	UCLA	Sept. 25, 2014
144	Devin Lucien	9	1	West Virginia (Cactus Bowl)	Jan. 2, 2016
144	Ron Wetzal	8	0	Oregon State	Nov. 6, 1982
144	Tim White	7	2	Colorado	Oct. 10, 2015
143	Chris DeFrance	5	1	at Washington	Oct. 28, 1978
142	Jaalen Strong	4	1	Arizona	Nov. 30, 2013
142	Donnie O'Neal	6	1	at Stanford	Sep. 22, 2001
142	Richard Williams	2	2	Utah State	Sep. 23, 2000
142	Richard Williams	6	2	Arizona	Nov. 27, 1999
139	Rashad Ross	4	3	Navy (Kraft Fight Hunger Bowl)	Dec. 29, 2012
139	Derek Hagan	6	1	at Washington State	Nov. 5, 2005
139	Melvin Hoover	8	1	at UCLA	Nov. 10, 1979
138	Derek Hagan	4	3	at Stanford	Nov. 8, 2003
138	Shaun McDonald	6	2	California	Nov. 9, 2002
137	Rudy Burgess	7	1	at Stanford	Sep. 29, 2007
136	Jaalen Strong	8	1	at Notre Dame	Oct. 5, 2013
136	Eric Guliford	9	0	Oregon	Nov. 10, 1991
135	Matt Miller	5	2	Washington	Oct. 29, 2005
134	Eric Guliford	9	0	UCLA	Oct. 29, 1991
134	Darryl Clack	5	1	at USC	Oct. 15, 1983
132	Lenzie Jackson	7	1	USC	Oct. 11, 1997
131	Gerrell Robinson	6	0	at UCLA	Nov. 5, 2011
131	Cameron Smith	6	2	Washington State	Nov. 22, 2014
131	Eric Guliford	10	2	Oregon State	Oct. 17, 1992
130	Kyle Williams	9	2	Arizona	Nov. 28, 2009
130	Ron Fair	6	0	at Oregon State	Oct. 14, 1989



INDIVIDUAL RECORDS

RUSHING

RUSHING ATTEMPTS (GAME)

44	Kevin Galbreath vs. UCLA, 1992
40	Mike Williams vs. Arizona, 2002
37	Mario Bates vs. Stanford, 1993
	Freddie Williams vs. New Mexico, 1975
36	Darryl Harris vs. Oregon State, 1987
	Woody Green vs. Arizona, 1972

RUSHING ATTEMPTS (SEASON)

266	Freddie Williams, 1975
249	Freddie Williams, 1974
246	Mario Bates, 1993
235	Art Malone, 1968
233	Woody Green, 1972
230	Cameron Marshall, 2011

RUSHING ATTEMPTS (CAREER)

675	Woody Green, 1971-73
648	Freddie Williams, 1973-76
633	J.R. Redmond, 1996-99
580	Cameron Marshall 2009-12
571	Darryl Harris, 1984-87
565	Art Malone, 1967-69
523	Darryl Clack, 1982-85

NET RUSHING YARDS (GAME)

250	Ben Malone (24 carries) vs. Oregon State, 1973
243	Leon Burton (5) vs. Hardin-Simmons, 1955
239	Art Malone (29) vs. New Mexico, 1968
236	Wilford White (30) vs. BYU, 1950
232	Wilford White (18) vs. MAU, 1950
226	Delvon Flowers (23) vs. Oregon State, 2001
221	Darryl Clack (22) vs. Wichita State, 1983
220	Max Anderson (21) vs. Wisconsin, 1967
216	D.J. Foster (19) vs. New Mexico, 2014
216	Freddie Williams (23) vs. UTEP, 1974
214	Four players, most recently J.R. Redmond (33) vs. USC, 1998

NET RUSHING YARDS (SEASON)

1,565	Woody Green, 1972
1,502	Wilford White, 1950
1,431	Art Malone, 1968
1,427	Freddie Williams, 1975
1,313	Woody Green, 1973
1,310	Woody Green, 1971
1,299	Freddie Williams, 1974
1,229	Ryan Torain, 2006
1,188	Max Anderson, 1967
1,186	Ben Malone, 1973

NET RUSHING YARDS (CAREER)

4,188	Woody Green (675 att.), 1971-73
3,424	Freddie Williams (648), 1973-76
3,299	J.R. Redmond (633), 1996-99
3,173	Wilford White (505), 1947-50
2,994	Leon Burton (373), 1955-58
2,711	Darryl Clack (534), 1982-85
2,700	Cameron Marshall (580), 2009-12
2,649	Art Malone (565), 1967-69
2,635	Keegan Herring (511), 2005-08
2,617	Darryl Harris (571), 1984-87
2,474	Ben Malone (385), 1971-73

NET RUSHING YARDS (HALF)

171	Woody Green (3 att.) vs. Wyoming, 1973
-----	--

NET RUSHING YARDS BY A QUARTERBACK

Game:	139	Mark Malone vs. USC, 1978
Season:	751	Mark Malone, 1978
Career:	1,404	Taylor Kelly, 2011-14

NET RUSHING YARDS BY A FRESHMAN

Game:	243	Leon Burton (6 att.) vs. Hardin-Simmons, 1955
Season:	870	Keegan Herring (158), 2005

NET RUSHING YARDS BY TWO PLAYERS

Game:	373	Woody Green (202) and Brett McClanahan (171) vs. Missouri, 1972
Season:	2,499	Woody Green (1,313) and Ben Malone (1,186), 1973

NET RUSHING YARDS IN FIRST GAME OF CAREER

Game:	134	Keegan Herring (12 att.) vs. Temple, 2005
-------	-----	---

TOUCHDOWNS RUSHING (SINCE 1950)

Game:	7	Kalen Ballage vs. Texas Tech, 2016
Season:	19	Woody Green, 1972
	18	Cameron Marshall, 2011
	17	Terry Battle, 1996
	15	Wilford White, 1950
		Art Malone, 1968
		Ben Malone, 1973
	14	Marion Grice, 2013
Career:	43	Woody Green, 1971-73
	38	Cameron Marshall, 2009-12
	34	Leon Burton, 1955-58
	32	J.R. Redmond, 1996-99
	28	Art Malone, 1967-69

RUSHING ATTEMPTS PER GAME (SEASON)

23.5	Art Malone (235 in 10), 1968
------	------------------------------

RUSHING ATTEMPTS PER GAME (CAREER)

20.5	Woody Green (675 in 33), 1971-73
------	----------------------------------

RUSHING YARDS PER ATTEMPT (GAME)

(6-10)	40.5	Leon Burton (6 for 243) vs. Hardin Simmons, 1955
(11-20)	18.0	Woody Green (11 for 198) vs. Wyoming, 1972
(21-30)	10.5	Max Anderson (21 for 220) vs. Wisconsin, 1967
(min. 31)	6.9	Woody Green (31 for 214) vs. Utah, 1971

RUSHING YARDS PER ATTEMPT (SEASON)

(50-100)	10.20	Leon Burton (68 for 694), 1955
(101-150)	9.62	Leon Burton (117 for 1,126), 1957
(151-200)	7.55	Wilford White (199 for 1,502), 1950
(min. 201)	6.28	Woody Green (233 for 1,464), 1972

RUSHING YARDS PER ATTEMPT (CAREER)

(201-300)	6.88	Tony Loric (254 for 1,748), 1961-63
(301-400)	8.03	Leon Burton (373 for 2,994), 1955-58
(401-500)	5.27	Robert Weathers (411 for 2,168), 1978-81
(501-600)	6.28	Wilford White (505 for 3,173), 1947-50
(min. 601)	6.20	Woody Green (675 for 4,188), 1971-73

RUSHING YARDS PER GAME

Season:	150.2	Wilford White (1,502 in 10), 1950
Career:	126.9	Woody Green (4,188 in 33), 1971-73

GAMES RUSHING FOR 100 YARDS

Season:	8	Art Malone, 1968
		Wilford White, 1950
Career:	21	Woody Green, 1971-73
	17	Freddie Williams, 1973-76
	16	Wilford White, 1947-50
	14	Art Malone, 1967-69
	12	Leon Burton, 1955-58

CONSECUTIVE GAMES RUSHING FOR 100 YARDS

Season:	5	Art Malone, 1968
		(WSU, Oregon St., N. Mexico, Utah, BYU)
		Max Anderson, 1967
		(WSU, Wyoming, Utah, BYU, Arizona)
Career:	7	Wilford White, 1947-50 (Last 4 in 1949, 3 in 1950)

GAMES RUSHING FOR 200 YARDS

Season:	3	Woody Green, 1972
		Wilford White, 1950
Career:	3	Woody Green, 1971-73
		Wilford White, 1947-50

CONSECUTIVE GAMES RUSHING FOR 200 YARDS

2	Art Malone, 1968 (239 vs. New Mexico, 200 vs. Utah)
---	---

RUSHING YARDS IN TWO CONSECUTIVE GAMES

439	Art Malone, 1968 (239 vs. New Mexico, 200 vs. Utah)
-----	---

RUSHING YARDS IN THREE CONSECUTIVE GAMES

575	Woody Green, 1972 (201 vs. San Jose St., 172 vs. Arizona, 202 vs. Missouri)
-----	---



RUSHING YARDS IN FOUR CONSECUTIVE GAMES

691	Woody Green, 1972 (116 vs. New Mexico, 201 vs. San Jose St., 172 vs. Arizona, 202 vs. Missouri)
-----	---

PASSING

PASSING ATTEMPTS (GAME)

68	Mike Bercovici (42 comp.) vs. UCLA, 2014
63	Paul Justin (34 comp.) vs. Houston, 1990
63	Brock Osweiler (36 comp) vs. Arizona, 2011
59	Jeff Van Raaphorst vs. Florida State, 1984
58	Danny Sullivan vs. Oregon State, 2009
	Manny Wilkins vs. Arizona, 2016
	Andrew Walter at North Carolina, 2003
57	Andrew Walter vs. Kansas State, 2002
56	Sam Keller vs. Oregon, 2005
	Sam Keller vs. LSU, 2005
	Ryan Kealy vs. Arizona, 1998
55	Taylor Kelly at Stanford, 2013
	Jeff Van Raaphorst vs. Arizona, 1986
53	Mike Bercovici vs. Oregon, 2015
	Steven Threet at Oregon State, 2010
	Andrew Walter at Stanford, 2003
	Andrew Walter vs. Oregon, 2002

PASSING ATTEMPTS (SEASON)

531	Mike Bercovici, 2015
516	Brock Osweiler, 2011
484	Taylor Kelly, 2013
483	Andrew Walter, 2002
426	Andrew Walter, 2004
421	Andrew Walter, 2003
398	Rudy Carpenter, 2007
359	Taylor Kelly, 2012
351	Rudy Carpenter, 2008
348	Jake Plummer, 1996

PASSING ATTEMPTS (CAREER)

1,416	Andrew Walter, 2001-04
1,309	Rudy Carpenter 2005-08
1,142	Jake Plummer, 1993-96
1,125	Taylor Kelly, 2011-14
868	Jeff Van Raaphorst, 1984-86
859	Ryan Kealy, 1997-2000
849	Dennis Sproul, 1974-77
786	Mike Pangel, 1978-81

COMPLETIONS (GAME)

43	Manny Wilkins (58 Att.) vs. Arizona, 2016
42	Mike Bercovici (68 Att.) vs. UCLA, 2014
38	Jeff Van Raaphorst (55 Att.) vs. Arizona, 1986
	Jeff Van Raaphorst (59 Att.) vs. Florida State, 1984
36	Brock Osweiler (63 Att.) vs. Arizona, 2011
35	Sam Keller vs. LSU, 2005
34	Andrew Walter at North Carolina, 2003
	Paul Justin vs. Houston, 1990
33	Taylor Kelly at Notre Dame, 2013
	Steven Threet vs. Northern Arizona, 2010
	Ryan Kealy vs. Arizona, 1998

INDIVIDUAL RECORDS

COMPLETIONS (SEASON)

326	Brock Osweiler, 2011
318	Mike Bercovici, 2015
302	Taylor Kelly, 2013
274	Andrew Walter, 2002
246	Rudy Carpenter, 2007
244	Andrew Walter, 2004
241	Taylor Kelly, 2012
221	Andrew Walter, 2003
213	Rudy Carpenter, 2008
208	Steven Threat, 2010
199	Todd Hons, 1983
198	Jake Plummer, 1996
197	Manny Wilkins, 2016
188	Jeff Van Raaphorst, 1985

COMPLETIONS (CAREER)

799	Rudy Carpenter, 2005-08
777	Andrew Walter, 2001-04
712	Taylor Kelly, 2011-14
632	Jake Plummer, 1993-96
620	Brock Osweiler, 2009-2011
503	Jeff Van Raaphorst, 1984-86
477	Ryan Kealy, 1997-2000
438	Mike Bercovici, 2011-15
418	Paul Justin, 1987-90
417	Dennis Sproul, 1974-77

CONSECUTIVE PASS COMPLETIONS (GAME)

18	Taylor Kelly vs. Washington State, 2012
----	---

COMPLETION PERCENTAGE (GAME)

(17-19)	.895	Taylor Kelly vs. Navy, 2012
(20-23)	.870	Taylor Kelly vs. Washington State, 2012
(16-19)	.842	J. Van Raaphorst vs. UCLA, 1986
(9-11)	.818	John Hangartner (vs. San Jose State, 1957; Dave Graybill vs. San Jose State, 1956)
(21-30)	.818	Grady Benton (18 of 22) vs. Cal, 1992
(26-32)	.813	Steven Threat vs. Washington State
(25-31)	.806	Taylor Kelly vs. UCLA, 2012
(27-34)	.794	Rudy Carpenter vs. Washington, 2005
(25-32)	.781	Brock Osweiler vs. USC, 2011
(27-35)	.771	Jeff Krohn vs. San Diego St., 2001

COMPLETION PERCENTAGE (SEASON)

(100-200 Att.)	.618	Mike Bercovici (115 of 186), 2014
	.610	John Hangartner (61 of 100), 1957
(201-300)	.662	Grady Benton (149 of 225), 1992
	.634	Rudy Carpenter (156 of 228), 2005
(301+)	.671	Taylor Kelly (241 of 359), 2012

COMPLETION PERCENTAGE (CAREER)

(200 Att.)	.633	Taylor Kelly (712 of 1125), 2011-14
	.610	Rudy Carpenter (799 of 1309), 2005-08
	.605	Mike Bercovici (438 of 724), 2011-15
	.600	Brock Osweiler (372 of 620), 2009-2011
	.583	Dave Graybill (130 of 223), 1953-56
	.582	Todd Hons (384 of 660), 1981-83
	.579	Jeff Van Raaphorst (503 of 868), 1984-86

INTERCEPTIONS (GAME)

6	John Torok vs. Arizona, 1964
---	------------------------------

INTERCEPTIONS (SEASON)

19	Mark Malone, 1978
18	Ed Roseborough, 1967
16	Steven Threat, 2010
	Dennis Sproul, 1977
	Joe Spagnola, 1970
15	Andrew Walter, 2002
	Daniel Ford, 1987
	Danny White, 1972
14	Rudy Carpenter, 2006
	Mike Pagel, 1981
	John Goodman, 1966
	John Torok, 1964

INTERCEPTIONS (CAREER)

46	Dennis Sproul, 1974-77
42	Danny White, 1971-73
36	Andrew Walter, 2001-04
36	Jeff Van Raaphorst, 1984-86
35	Rudy Carpenter, 2005-200

CONSECUTIVE ATTEMPTS WITHOUT INTERCEPTION

Game:	56	Sam Keller vs. LSU, 2005
	52	Mike Bercovici vs. West Virginia, 2015
Season:	146	Rudy Carpenter (9th-12th game), 2005
	136	Mike Pagel (3rd through 7th game), 1980

LOWEST INTERCEPTION PERCENTAGE (SEASON)

(50-100 Att.)	.0137	Fran Urban (1 of 73), 1958
(101-200)	.0133	Paul Justin (2 of 150), 1988
(201-300)	.0088	Rudy Carpenter (2 of 228), 2005
(301+)	.0169	Mike Bercovici (9 of 531), 2015

LOWEST INTERCEPTION PERCENTAGE (CAREER)

(301-400)	.0576	John Torok (19 of 330), 1963-64
(401-500)	.0278	Jeff Krohn (13 of 467), 2000-01
	.0523	Joe Spagnola (30 of 474), 1968-70
(501+)	.0180	Mike Bercovici (13 of 724), 2011-15
	.0248	Taylor Kelly (21 of 847), 2011-13
	.0267	Rudy Carpenter (35 of 1309), 2005-08
	.0273	Andrew Walter (27 of 990), 2001-04
	.0306	Jake Plummer (35 of 1142), 1993-96

TOUCHDOWN PASSES (GAME)

7	Mike Pagel vs. Stanford, 1981
6	Andrew Walter vs. UCLA, 2004
	Danny White vs. New Mexico, 1971
5	Mike Bercovici at USC, 2014
	Mike Bercovici vs. Colorado, 2015
	Mike Bercovici vs. Oregon, 2015
	Taylor Kelly at Washington State, 2013
	Taylor Kelly vs. Sacramento State, 2013
	Taylor Kelly vs. Colorado, 2012
	Andrew Walter vs. Washington State, 2004
	Andrew Walter vs. Iowa, 2004
	Andrew Walter vs. Stanford, 2002
	Jeff Krohn vs. Oregon, 2000
4	34 times (last by Mike Bercovici vs. West Virginia, 2015)

TOUCHDOWN PASSES (SEASON)

30	Andrew Walter, 2004
	Mike Bercovici, 2015
29	Taylor Kelly, 2012
	Mike Pagel, 1981
28	Taylor Kelly, 2013
	Andrew Walter, 2002
26	Brock Osweiler, 2011
25	Rudy Carpenter, 2007
24	Andrew Walter, 2003
	Jake Plummer, 1996
	Danny White, 1973

TOUCHDOWN PASSES (CAREER)

85	Andrew Walter, 2001-04
81	Rudy Carpenter, 2005-08
79	Taylor Kelly, 2011-14
65	Jake Plummer, 1993-96
64	Danny White, 1971-73
48	Mike Pagel, 1978-81
46	Dennis Sproul, 1974-77
	Ryan Kealy, 1997-2000
44	Jeff Van Raaphorst, 1984-86

CONSECUTIVE GAMES THROWING A TOUCHDOWN

20	Rudy Carpenter, 2006-2008
----	---------------------------

PASSING YARDS (GAME)

536	Andrew Walter vs. Oregon, 2002
534	Paul Justin vs. Washington State, 1989
532	Jeff Van Raaphorst vs. Florida St., 1984
511	Ryan Kealy vs. Arizona, 1998
510	Mike Bercovici vs. USC, 2014
488	Mike Bercovici vs. UCLA, 2014
487	Brock Osweiler vs. Arizona, 2011
477	Andrew Walter vs. North Carolina, 2002
474	Andrew Walter vs. California, 2002
474	Paul Justin vs. Houston, 1990
467	Rudy Carpenter vs. Rutgers, 2005
466	Mike Pagel vs. Stanford, 1981
461	Sam Keller vs. LSU, 2005

PASSING YARDS (SEASON)

4,036	Brock Osweiler, 2011
3,877	Andrew Walter, 2002
3,855	Mike Bercovici, 2015
3,635	Taylor Kelly, 2013
3,202	Rudy Carpenter, 2007
3,150	Andrew Walter, 2004
3,044	Andrew Walter, 2003
3,040	Taylor Kelly, 2012
2,878	Danny White, 1973
2,776	Jake Plummer, 1996
2,591	Paul Justin, 1989
2,534	Steven Threat, 2010

PASSING YARDS (CAREER)

10,617	Andrew Walter, 2001-04
10,491	Rudy Carpenter, 2005-08
8,827	Jake Plummer, 1993-96
8,819	Taylor Kelly, 2011-14
6,912	Ryan Kealy, 1997-00
6,717	Danny White, 1971-73
6,610	Jeff Van Raaphorst, 1984-86
5,761	Paul Justin, 1987-89

PASSING YARDS PER COMPLETION (SEASON)

(50-75)	19.72	John Hangartner (61 for 1203), 1957
(76-100)	16.40	John Jacobs (77 for 1263), 1962
(101-150)	17.03	Danny White (128 for 2180), 1972
(151+)	17.99	Danny White (160 for 2878), 1973

PASSING YARDS PER COMPLETION (CAREER)

(150-175)	17.95	John Hangartner (157 for 2818), 1955-58
(176-200)	16.40	John Torok (180 for 1956), 1963-64
(201-300)	15.69	Joe Spagnola (290 for 4551), 1968-70
(301+)	17.35	Danny White (387 for 6717), 1971-73

PASSING YARDS BY A FRESHMAN (GAME)

467	Rudy Carpenter (23 of 35) vs. Rutgers, 2005
432	Jeff Krohn (21 of 34) vs. Oregon, 2000
292	Ryan Kealy (22 of 36) vs. USC, 1997
	Ryan Kealy (15 of 25) vs. California, 1997
272	Dennis Sproul (14 of 28) vs. UTEP, 1974

PASSING YARDS BY A FRESHMAN (SEASON)

2,273	Rudy Carpenter, 2005
2,137	Ryan Kealy, 1997
1,707	Grady Benton, 1992

PASSING YARDS IN FIRST GAME OF CAREER

160	Jeff Krohn (18 of 42) at San Diego State, 2000
150	Ryan Kealy (14 of 27) vs. New Mexico State, 1997
142	Grady Benton (14 of 22) vs. Louisville, 1992

PASSING YARDS IN FIRST GAME OF SEASON

388	Rudy Carpenter (22 of 28) vs. NAU, 2008
-----	---

PASSING YARDS IN FIRST TWO GAMES OF SEASON

733	Rudy Carpenter (49 of 64) vs. NAU and Stanford, 2008
-----	--

PASSING EFFICIENCY (CURRENT STANDARDS)

Season (Attempts):		
(100-200)	162.40	John Hangartner, 1958
(201-300)	175.01	Rudy Carpenter, 2005
	153.40	Jeff Krohn, 2001
(301+)	159.88	Taylor Kelly, 2012
	145.09	Rudy Carpenter, 2007

CAREER (COMPLETIONS):

(201-300)	142.15	Sam Keller, 2004-05
(301-400)	137.9	Mike Bercovici, 2011-15
(401+)	147.69	Taylor Kelly, 2011-14



Quarterback Mark Malone holds the 1978 season records for rushing and passing.

RECORDS

INDIVIDUAL RECORDS

RECEIVING

RECEPTIONS (GAME)

19	Ron Fair (277 yds.) vs. Washington State, 1989
15	Chris McGaha (165 yards) vs. Oregon State, 2009
13	Gerrell Robinson (241 yards) vs. Boise State, 2011
	Kyle Williams (126 yards) vs. Washington State, 2009
12	Jaelen Strong (146 yards) vs. UCLA, 2014
	Jaelen Strong (168 yards) at Stanford, 2013
	Shaun McDonald (204 yds.) vs. Oregon, 2002
	Eric Gulliford (232) vs. Houston, 1990
	Frederick Gammage (116 yards) at Arizona, 2016
11	Gerrell Robinson (199 yds.) vs. Arizona, 2011
	Michael Jones (146 yds.) at Washington, 2008
	Rudy Burgess (52 yds.) vs. Oregon, 2005
	Derek Hagan (193 yds) vs. Oregon State, 2005
	Derek Hagan (185 yds.) at North Carolina, 2003
	Shaun McDonald (114 yds.) vs. Kansas State, 2002
	Greg Hudson vs. Utah, 1973
	Calvin Demery vs. Minnesota, 1969
10	13 times (last by Jaelen Strong at USC, 2014)

RECEPTIONS (SEASON)

87	Shaun McDonald (1405 yds.), 2002
83	Derek Hagan (1248 yds.), 2004
82	Jaelen Strong (1,165 yds.), 2014
77	Gerrell Robinson (1397 yds.), 2011
	Derek Hagan (1210 yds.), 2005
75	Jaelen Strong (1,122), 2013
66	Derek Hagan (1076 yds.), 2003
	Devin Lucien (1075 yds.), 2015
64	Ron Fair (1082 yds.), 1989
62	Skyler Fulton (901 yds.), 2003
	Greg Hudson (974 yds.), 1973
61	Michael Jones (744), 2008
	Chris McGaha (830 yds.), 2007
	J.D. Hill (1009 yds.), 1970

RECEPTIONS (CAREER)

258	Derek Hagan, 2002-05
222	D.J. Foster, 2012-15
188	John Jefferson, 1974-77
168	Chris McGaha, 2006-09
164	Eric Gulliford, 1989-92
157	Jaelen Strong, 2013-14
156	Shaun McDonald, 2000-02
	John Mistler, 1977-80
143	Lenzie Jackson, 1995-98
140	Keith Poole, 1993-96
136	Aaron Cox, 1984-87
128	Jamal Miles, 2009-12

RECEPTIONS BY A TIGHT END (SEASON)

57	Chris Coyle (696 yds.), 2012
56	Zach Miller (552 yds.), 2004
55	Todd Heap (832 yds.), 1999
50	Zach Miller, (450 yds.), 2006
49	Don Kern (502), 1983
48	Todd Heap (644), 2000
42	Jerry Smith (618), 1964
39	Ken Dyer (654), 1967
38	Zach Miller (476 yds.), 2005
32	Kody Kohl (368 yds.), 2015
31	Mike Pinkard (536), 2002
	Joe Petty (522), 1972

RECEPTIONS BY A TIGHT END (CAREER)

144	Zach Miller (1512 yds.) 2004-06
115	Todd Heap (1685 yds.), 1998-2000
92	Chris Coyle (1192), 2011-2013
88	Ken Dyer (1365), 1965-67
81	Joe Petty (1352), 1970-72
67	Ron Wetzel (861), 1979-82
65	Ryan McReynolds (671), 1987-90
	Kendrick Bates (732), 1996-99
55	Kody Kohl (628), 2014-16
54	Jeff Gallimore (519), 1983-86
51	Jerry Smith (747), 1963-64

RECEPTIONS PER GAME (SEASON)

6.9	Derek Hagan (83 in 12), 2004
6.8	Jaelen Strong (82 in 12), 2014
6.2	Shaun McDonald (87 in 14), 2002
5.8	Ron Fair (64 in 11), 1989

RECEPTIONS PER GAME (CAREER)

6.04	Jaelen Strong (157 in 26), 2013-14
5.16	Derek Hagan (258 in 50), 2002-05

RECEIVING YARDS (GAME)

277	Ron Fair (19 rec.) vs. Washington St., 1989
241	Gerrell Robinson (13 rec) vs Boise St, 2011
232	Eric Gulliford (12) vs. Houston, 1990
221	Shaun McDonald (10) vs. Stanford, 2002
206	Larry Mucker (6) vs. BYU, 1976
204	Shaun McDonald (12) vs. Oregon, 2002
202	Jaelen Strong (10) vs. USC, 2014
201	Calvin Demery (11) vs. Minnesota, 1969
200	Devin Lucien (8) at California, 2015
	Keith Poole (6) vs. Nebraska, 1995
199	Gerrell Robinson (11) vs Arizona, 2011
194	Shaun McDonald (9) vs. Washington, 2001
	Larry Todd vs. Arizona, 1964

RECEIVING YARDS (SEASON)

1,405	Shaun McDonald (87 rec.), 2002
1,397	Gerrell Robinson (77), 2011
1,248	Derek Hagan (83), 2004
1,210	Derek Hagan (77), 2005
1,165	Jaelen Strong (82), 2014
1,144	Morris Owens (52), 1973
1,122	Jaelen Strong (75), 2013
1,104	Shaun McDonald (47), 2001
1,082	Ron Fair (64), 1989
1,076	Derek Hagan (66), 2003
1,075	Devin Lucien (66), 2015
1,036	Keith Poole (55), 1995
1,009	J.D. Hill (61), 1970

RECEIVING YARDS (CAREER)

3,939	Derek Hagan, 2002-05
2,993	John Jefferson, 1974-77
2,867	Shaun McDonald, 2000-02
2,694	Aaron Cox, 1984-87
2,691	Keith Poole, 1993-96
2,458	D.J. Foster, 2012-15
2,408	Eric Gulliford, 1989-92
2,287	Jaelen Strong, 2013-14
2,242	Chris McGaha 2006-09
2,149	John Mistler, 1977-80

TIGHT END RECEIVING YARDS (SEASON)

832	Todd Heap (55 rec.), 1999
696	Chris Coyle (57), 2012
654	Ken Dyer (39), 1967
644	Todd Heap (48), 2000
618	Jerry Smith (42), 1964
577	Joe Petty (36), 1971
536	Mike Pinkard (31), 2002
552	Zach Miller (56), 2004

TIGHT END RECEIVING YARDS (CAREER)

1,685	Todd Heap (115 rec.), 1998-2000
1,512	Zach Miller (144), 2004-06
1,365	Ken Dyer (88), 1965-67
1,352	Joe Petty (81), 1970-72
1,192	Chris Coyle (92), 2011-2013
1,028	Zach Miller (84), 2004-05
861	Ron Wetzel (67), 1979-82
794	Mike Pinkard (46), 2000-02
753	Herman Harrison (50), 1961-63

RECEIVING YARDS PER CATCH (GAME)

(3)	43.0	Gene Mitcham (129 yds.) vs. Hardin-Simmons, 1955
(4)	42.2	Kenny Mitchell (169) vs. California, 1998
(5)	33.8	Shaun McDonald (169) vs. Wash St., 2001
(6)	34.4	Larry Mucker (206) vs. BYU, 1976
(7)	24.3	Steve Holden (170) vs. Air Force, 1972
(8)	25.0	Devin Lucien (200) at California, 2015
(9)	21.2	Devin Lucien (191) vs. Arizona, 2015
(10)	22.1	Shaun McDonald (221) vs. Stanford, 2002
(11)	18.3	Calvin Demery (201) vs. Minnesota, 1969

RECEIVING YARDS PER CATCH (SEASON)

(20-30)	23.5	Matt Miller (24 for 563), 2005
(31-40)	22.9	Steve Holden (40 for 914), 1972
(41-50)	22.0	Morris Owens (42 for 1114), 1973
(51+)	18.8	Keith Poole (55 for 1036), 1995

RECEIVING YARDS PER CATCH (CAREER)

(51-60 rec.)	17.4	Wilford White (53 for 923), 1947-50
(61-70)	21.9	Gene Mitcham (61 for 1333), 1951-52, 55-56
(71-100)	21.1	Morris Owens (86 for 1812), 1972-74
(101-150)	19.8	Aaron Cox (136 for 2694), 1984-87
(151+)	18.4	Shaun McDonald (156 for 2867), 2000-02

RECEIVING YARDS PER GAME (SEASON)

107.5	Gerrell Robinson (1,397 in 13), 2011
104.0	Derek Hagan (1,248 in 12), 2004
100.4	Shaun McDonald (1405 in 14), 2002
100.4	Shaun McDonald (1104 in 11), 2001
100.3	Derek Hagan (1,210 in 12), 2005

RECEIVING YARDS PER GAME (CAREER)

87.9	Jaelen Strong (2287 in 26), 2013-14
78.8	Derek Hagan (3939 in 50), 2002-05
77.5	Shaun McDonald (2867 in 37), 2000-02
74.0	Calvin Demery (1629 in 22), 1969-71

RECEIVING YARDS BY A FRESHMAN (GAME)

159	Aaron Cox vs. Florida State, 1984
-----	-----------------------------------

RECEPTIONS BY A FRESHMAN (SEASON)

58	N'Keal Harry, 2016
56	Zach Miller, 2004
38	D.J. Foster, 2012
32	Derek Hagan, 2002
30	John Jefferson, 1974

RECEIVING YARDS BY A FRESHMAN (SEASON)

659	N'Keal Harry, 2016
552	Zach Miller, 2004
533	D.J. Foster, 2012
423	John Jefferson, 1974
405	Derek Hagan, 2002

RECEIVING YARDS IN FIRST GAME OF CAREER AND FIRST GAME OF SEASON

201	Calvin Demery vs. Minnesota, 1969
-----	-----------------------------------

TOUCHDOWN RECEPTIONS (GAME)

4	Shaun McDonald vs. San Diego State, 2002
	Shaun McDonald vs. Louisiana-Lafayette, 2001
	John Allen vs. San Jose State, 1953



INDIVIDUAL RECORDS

TOUCHDOWN RECEPTIONS (SEASON)

14	Doug Allen, 1984
13	Shaun McDonald, 2002
12	Steve Holden, 1972
11	Keith Poole, 1996
	J.D. Hill, 1970
10	Jaelen Strong, 2014
	Michael Jones, 2007
	Derek Hagan, 2004
	Skyler Fulton, 2003
	Shaun McDonald, 2001

TOUCHDOWN RECEPTIONS (CAREER)

27	Derek Hagan, 2002-05
25	Keith Poole, 1993-96
	Doug Allen, 1981-84
24	Shaun McDonald, 2000-02

TOUCHDOWN RECEPTIONS BY A TIGHT END (SEASON)

6	Zach Miller, 2004
	Joe Petty, 1971
5	Chris Coyle, 2012
	Jamaal Lewis, 2005
	Ryan McReynolds, 1988
	Mike Pinkard, 2002
	Jerry Smith, 1964
4	Nine times (last by Kody Kohl, 2015)

TOUCHDOWN RECEPTIONS BY A TIGHT END (CAREER)

14	Zach Miller, 2004-06
11	Joe Petty, 1970-72
10	Todd Heap, 1998-2000
9	Chris Coyle, 2010-2013
	Jamaal Lewis, 2003-06
8	Herman Harrison, 1961-63
	Kody Kohl, 2013-15
	Ron Wetzel, 1979-82
7	Ken Dyer, 1965-67
	Ryan McReynolds, 1987-90
	Jerry Smith, 1963-64

CONSECUTIVE GAMES WITH A RECEPTION

53	D.J. Foster (every game from 2012 through 2015)
44	John Jefferson (Last nine in 1974 through 1977)
41	Derek Hagen (Last five in 2002 through 2005)
36	Lenzie Jackson (Last game in 1995 through 1998)

TOTAL OFFENSE

TOTAL OFFENSE, ATTEMPTS (PASS/RUSH) (GAME)

81	Manny Wilkins (58/23) vs. Arizona, 2016
74	Mike Bercovici (68/6) vs. UCLA, 2014
69	Mike Bercovici (53/16) vs. Oregon, 2015
68	Brock Osweiler (65/3) at Arizona, 2011
	Brock Osweiler (49/19) at Arizona, 2010
66	Paul Justin vs. Houston, 1990
63	Steven Threet (53/10) vs. Oregon, 2010
62	Taylor Kelly (51/11) vs. Wisconsin, 2013
	Sam Keller vs. Oregon, 2005
	Andrew Walter at North Carolina, 2003
	Andrew Walter vs. Kansas State, 2002
	Dennis Sproul vs. Penn State, 1977
61	Taylor Kelly (55/6) at Notre Dame, 2013
60	Jeff Van Raaphorst vs. Arizona, 1986

TOTAL OFFENSE, ATTEMPTS (PASS/RUSH) (SEASON)

657	Taylor Kelly, 2013
640	Mike Bercovici, 2015
599	Brock Osweiler, 2011
539	Andrew Walter, 2002
493	Taylor Kelly, 2012
491	Rudy Carpenter, 2007
484	Andrew Walter, 2004
454	Andrew Walter, 2003
	Jake Plummer, 1996

TOTAL OFFENSE, ATTEMPTS (PASS/RUSH) (CAREER)

1,621	Jake Plummer, 1993-96
1,591	Andrew Walter, 2001-04
1,580	Rudy Carpenter, 2005-08
1,528	Taylor Kelly, 2011-14
1,118	Dennis Sproul, 1974-77
982	Jeff Van Raaphorst, 1984-86

TOTAL OFFENSE, YARDS (GAME)

532	Jeff Van Raaphorst vs. Florida St., 1984
512	Paul Justin vs. Washington St., 1989
508	Andrew Walter at Oregon, 2002
505	Mike Bercovici at USC, 2014
505	Mike Bercovici vs. UCLA, 2014
498	Rudy Carpenter vs. Rutgers, 2005
482	Ryan Kealy vs. Arizona, 1998
480	Brock Osweiler vs. Arizona, 2011

TOTAL OFFENSE, YARDS (SEASON)

4,243	Taylor Kelly, 2013
4,126	Brock Osweiler, 2011
3,939	Mike Bercovici, 2015
3,661	Andrew Walter, 2002
3,556	Taylor Kelly, 2012
3,107	Danny White, 1973
3,038	Andrew Walter, 2004
2,997	Rudy Carpenter, 2007
2,919	Andrew Walter, 2003
2,834	Jake Plummer, 1996
2,592	Rudy Carpenter, 2006
2,575	Manny Wilkins, 2016
2,553	Steven Threet, 2010

TOTAL OFFENSE, YARDS (CAREER)

10,223	Taylor Kelly, 2011-14
10,196	Rudy Carpenter 2005-08
10,142	Andrew Walter, 2001-04
8,711	Jake Plummer, 1993-96
7,257	Danny White, 1971-73
6,418	Jeff Van Raaphorst, 1984-86
6,128	Dennis Sproul, 1974-77
6,086	Ryan Kealy, 1997-00
5,479	Mike Bercovici, 2011-15

TOTAL OFFENSE, YARDS PER GAME (SEASON)

317.4	Brock Osweiler (4,126 in 13), 2011
303.1	Taylor Kelly (4,243 in 14), 2013
303.0	Mike Bercovici (3,939 in 13), 2015
276.2	Andrew Walter (3,038 in 12), 2004
273.5	Taylor Kelly (3,556 in 13), 2012

TOTAL OFFENSE, YARDS PER GAME (CAREER)

262.1	Taylor Kelly, (10,223 in 39), 2011-14
216.9	Rudy Carpenter (10,196 in 47), 2005-08
211.3	Andrew Walter (10,142 in 48), 2001-04
206.9	Brock Osweiler, (5,173 in 25) 2009-11
202.5	Jake Plummer (8,711 in 43), 1993-96

TOTAL OFFENSE BY A FRESHMAN (GAME)

493	Rudy Carpenter vs. Rutgers, 2005
-----	----------------------------------

TOTAL OFFENSE BY A FRESHMAN (SEASON)

2,264	Rudy Carpenter, 2005
2,187	Ryan Kealy, 1997
1,756	Jeff Krohn, 2000
1,697	Grady Benton, 1992
1,593	Jake Plummer, 1993

YARDS GAINED IN FIRST GAME OF SEASON

359	Joe Spagnola vs. Minnesota, 1969
-----	----------------------------------

YARDS GAINED IN FIRST GAME OF CAREER

162	Jeff Krohn at San Diego St., 2000
134	Keegan Herring vs. Temple, 2005
132	Deantre Lewis vs. Portland State, 2010
130	Jake Plummer vs. Utah, 1993
117	Woody Green vs. Houston, 1971

GAMES GAINING AT LEAST 200 YARDS (SEASON)

12	Mike Bercovici, 2015
	Taylor Kelly, 2013
	Taylor Kelly, 2012
11	Brock Osweiler, 2011
	Rudy Carpenter, 2007
	Andrew Walter, 2003
9	Andrew Walter, 2002
	Danny White, 1973

GAMES GAINING AT LEAST 300 YARDS (SEASON)

9	Taylor Kelly, 2013
7	Mike Bercovici, 2015
6	Brock Osweiler, 2011
5	Rudy Carpenter, 2005
	Andrew Walter, 2002
	Taylor Kelly, 2012
	Sam Keller, 2005
4	Andrew Walter, 2004
	Danny White, 1973

GAMES GAINING AT LEAST 300 YARDS (CAREER)

12	Taylor Kelly, 2011-13
	Andrew Walter, 2001-04
11	Rudy Carpenter, 2005-08
9	Mike Bercovici, 2011-15
7	Brock Osweiler, 2009-11
6	Danny White, 1971-73

TOTAL YARDS GAINED IN CONSECUTIVE GAMES

Two Games:	1,010, Mike Bercovici, 2014 (505 UCLA, 505 USC)
Three Games:	1,261, Mike Bercovici, 2014 (505 UCLA, 505 USC, 251 Stanford)
	1,226, Sam Keller, 2005 (457 LSU, 409 Northwestern, 360 Oregon State)
	1,146 Brock Osweiler, 2011 (487 ARZ, 264 CAL, 395 BSU)
	1,142, Mike Bercovici, 2015 (319 Arizona, 395 Washington, 428 West Virginia)
	1,140, Andrew Walter, 2002 (239 San Diego State, 422 Stanford, 479 North Carolina)
Four Games:	1,540, Sam Keller, 2005 (457 LSU, 409 Northwestern, 360 Oregon State, 314 USC)
	1,536 Taylor Kelly, 2013 (376 WISC, 363 STAN, 430 USC, 367 ND)

ALL PURPOSE

ALL-PURPOSE YARDS (GAME)

350	J.R. Redmond vs. USC, 1998 (214 Rush, 34 Rec., 17 PR, 85 KOR)
317	Terry Battle vs. Oregon State, 1996
306	Wilford White vs. New Mexico, 1948

ALL-PURPOSE YARDS (SEASON)

2,065	Wilford White, 1950 (1502-225-64-274)
-------	---------------------------------------

ALL-PURPOSE YARDS (CAREER)

5,654	Wilford White, 1947-50* (3173-892-798-791)
5,617	J.R. Redmond, 1996-99 (3299-991-696-641)

*Records from 1949 are incomplete (missing four games)

DEFENSE

TACKLES (SEASON)

172	Mark Tingstad, 1988
158	Joey Lumpkin, 1980
153	Jimmy Williams, 1982
145	Jimmy Williams, 1983
145	Bob Breunig, 1974
141	Greg Clark, 1987

TACKLES (CAREER)

425	Greg Battle, 1982-85
377	Joey Lumpkin, 1978-81
375	Jimmy Williams, 1981-84
362	Brett Wallerstedt, 1989-92
360	Nathan LaDuke, 1987-90
353	Bob Breunig, 1972-74

SOLO TACKLES (SEASON)

114	Mark Tingstad, 1988
93	Adam Archuleta, 2000
92	Bob Breunig, 1974
87	Brett Wallerstedt, 1991
	Damarious Randall, 2014
82	Larry Gordon, 1975
81	Brandon Magee, 2012
80	Greg Clark, 1987
80	Brett Wallerstedt, 1990
79	Chris Young, 2013
79	Mike Richardson, 1981
79	Shawn Patterson, 1987

SOLO TACKLES (CAREER)

238	Brett Wallerstedt, 1989-92
238	Nathan LaDuke, 1987-90
206	Bob Breunig, 1972-74
204	Salamo Fiso, 2013-16
203	Tim Peterson, 1975-77
202	Adam Archuleta, 1997-00
192	Mike Richardson, 1979-82

RECORDS

INDIVIDUAL RECORDS

ASSISTED TACKLES (SEASON)

124	Joey Lumpkin, 1980
95	Jimmy Williams, 1982
93	Jimmy Williams, 1983
89	Bryan Caldwell, 1980
81	John Sprein, 1980

ASSISTED TACKLES (CAREER)

249	Greg Battle, 1982-85
235	Jimmy Williams, 1981-84
216	Joey Lumpkin, 1978-81
179	Bryan Caldwell, 1979-82
163	Vernon Maxwell, 1979-82

SACKS (SEASON - SINCE 1978)

24	Terrell Suggs, 2002
19	Al Harris, 1978
14	Bob Kohrs, 1978
13	Will Sutton, 2012
12	Derrick Rodgers, 1996
	Vernon Maxwell, 1982
11.5	Carl Bradford, 2012
11	Dexter Davis, 2008
	Shante Carver, 1991
	Antonio Longino, 2015

SACKS (CAREER)

44	Terrell Suggs, 2000-02
41	Shante Carver, 1990-93
31	Dexter Davis, 2006-09
28	Vernon Maxwell, 1979-82
26	Scott Stephen, 1983-86
22	Bob Kohrs, 1978-79
21.5	Carl Bradford, 2011-13
20.5	Will Sutton, 2009-13
20	Jim Jeffcoat, 1979-82

YARDS ON SACKS, (SEASON - SINCE 1978)*

171	Terrell Suggs, 2002
160	Al Harris, 1978
121	Derrick Rodgers, 1996
102	Will Sutton, 2012
101	Bob Kohrs, 1978
85	Mike Montgomery, 1983
82	Bob Kohrs, 1979

YARDS ON SACKS (CAREER - SINCE 1978)*

288	Terrell Suggs, 2000-02
248	Shante Carver, 1990-93
208	Dexter Davis, 2006-09
183	Bob Kohrs, 1978-79
179	Dexter Davis, 2006-08
178	Scott Stephen, 1983-86
160	Al Harris, 1978

*Not kept for 1981 and 1982 seasons

31.5	Terrell Suggs, 2002
24	Derrick Rodgers, 1996
	Al Harris, 1977
23.5	Will Sutton, 2012
23	Jeremy Staat, 1997
22.5	Antonio Longino, 2015
22	Brett Wallerstedt, 1992
	Bob Kohrs, 1979
	Al Harris, 1978
21	Adam Archuleta, 1999
20.5	Carl Bradford, 2012
20	Salamo Fiso, 2015
	Vernon Maxwell, 1982
	Vernon Maxwell, 1980
	Bob Kohrs, 1978

TACKLES FOR LOSS (CAREER - SINCE 1970)

65.5	Terrell Suggs, 2000-02
58	Bob Kohrs, 1976-79
57	Shante Carver, 1990-93
	Al Harris, 1975-78
56	Vernon Maxwell, 1979-82
53	Adam Archuleta, 1997-00
46	Scott Stephen, 1983-86
45.5	Will Sutton, 2009-2013
45	Dexter Davis, 2006-09
43	Carl Bradford, 2011-2013
41	Salamo Fiso, 2013-16
39	Dexter Davis, 2006-08
	Albrey Battle, 1995-98
	Pat Tillman, 1994-97



INTERCEPTIONS (GAME)

4	Manuel Aja vs. Miami (OH), 1950
3	12 times (last by Mike Nixon vs. Idaho State, 2009)

INTERCEPTIONS (SEASON)

12	Henry Rich, 1950
11	Mike Haynes, 1974
	Seth Miller, 1969
10	Joe Zuger, 1960
8	Eric Allen, 1987
	Mike Richardson, 1980
	Wes Plummer, 1967

INTERCEPTIONS (CAREER)

18	Mike Richardson, 1979-82
----	--------------------------

INTERCEPTION RETURN YARDS (GAME)

129	Eric Allen (2 Int.) vs. Wash. St., 1987
123	Nathan LaDuke vs. Oregon St., 1990
100	Troy Nolan vs. UCLA, 2008
	R.J. Oliver vs. Northern Arizona, 2003
	Emmanuel Franklin vs. SDSU, 2001
93	Jeff Joseph vs. California, 1985
	Wes Plummer vs. Wash. St., 1967
92	Nathan LaDuke vs. Col. St., 1990
91	Wilford White vs. Pepperdine, 1948

INTERCEPTION RETURN YARDS (SEASON)

255	Nathan LaDuke (4 Int.), 1990
185	Eric Allen, 1987
173	Windlan Hall, 1973
167	Troy Nolan, 2008
161	Wes Plummer, 1967
154	Alden Darby, 2012
140	Henry Rich, 1950

INTERCEPTION RETURN YARDS (CAREER)

324	Nathan LaDuke (14 Int.), 1987-90
-----	----------------------------------

INTERCEPTIONS RETURNED FOR TD (SEASON)

2	Troy Nolan, 2008
	Troy Nolan, 2007
	Nathan LaDuke, 1990
	Eric Allen, 1987
	Mike Richardson, 1980
	Prentice McCray, 1971
	Windlan Hall, 1970
	Tom Julian, 1969
	Tony Loric, 1963

INTERCEPTIONS RETURNED FOR TD (CAREER)

4	Troy Nolan 2007-08
3	Wilford White (8 Int.), 1947-50

SCORING

TOUCHDOWNS (GAME)

8	Kalen Ballage vs. Texas Tech, 2016
5	Ben Malone vs. Oregon State, 1973
	Leon Burton vs. San Diego Navy, 1955
	Wilford White vs. Idaho, 1950
4	19 Times (last by Demario Richard vs. Duke, 2014)

TOUCHDOWNS (SEASON)

22	Wilford White, 1950
20	Marion Grice, 2013
	Terry Battle, 1996
19	Woody Green, 1972
	Marion Grice, 2012
18	Cameron Marshall, 2011

TOUCHDOWNS (CAREER)

48	Woody Green, 1971-73
	Wilford White, 1947-50
42	Leon Burton, 1955-58
40	Cameron Marshall, 2009-2012
39	Marion Grice, 2012-13
37	J.R. Redmond, 1996-99
33	J.D. Hill, 1967-70
32	D.J. Foster, 2011-15
30	Art Malone, 1967-69
	Nolan Jones, 1958-61

TOUCHDOWNS RESPONSIBLE FOR (CAREER)

92	Taylor Kelly (Passed for 79), 2011-14
85	Andrew Walter (Passed for 85), 2001-04
83	Rudy Carpenter (Scored 2, Passed for 81), 2005-08
78	Danny White (Scored 14, Passed for 64), 1971-73

CONSECUTIVE GAMES SCORING A TOUCHDOWN

Season:	11, J.D. Hill, 1970
Career:	13, J.D. Hill, 2 Games in 1969, All 11 in 1970

GAMES RUNNING OR PASSING FOR A TD (CAREER)

34	Jake Plummer, 1993-96
	Taylor Kelly, 2011-14

CONSECUTIVE GAMES RUNNING OR PASSING FOR A TD (CAREER)

20	Danny White, Last 8 Games in 1972- All 12 in 1973
----	--

TOUCHDOWNS PER GAME (SEASON)

2.2	Wilford White (22 in 10), 1950
-----	--------------------------------

TOUCHDOWNS PER GAME (CAREER)

1.33	Woody Green (48 in 36), 1971-73
------	---------------------------------

POINTS (GAME)

30	Ben Malone vs. Oregon State, 1973
	Leon Burton vs. San Diego Navy, 1955
	Wilford White vs. Idaho, 1950
26	Nolan Jones vs. UTEP, 1961

POINTS (SEASON)

138	Zane Gonzalez, 2013
136	Wilford White, 1950
130	Zane Gonzalez, 2015
120	Terry Battle, 1996
118	Zane Gonzalez, 2014
118	Thomas Weber, 2007
118	Mike Barth, 2002
114	Woody Green, 1972
	Marion Grice, 2012
112	Luis Zendejas, 1983
108	Cameron Marshall, 2011
108	Zane Gonzalez, 2016

POINTS (CAREER)

494	Zane Gonzalez, 2013-16
380	Luis Zendejas, 1981-84
340	Thomas Weber, 2007-10
327	Wilford White, 1947-50
296	Nolan Jones, 1958-61
288	Woody Green, 1971-73
277	Mike Barth, 1999-2002

POINTS PER GAME (SEASON)

13.6	Wilford White (136 in 10), 1950
------	---------------------------------

POINTS PER GAME (CAREER)

9.7	Zane Gonzalez (494 in 51), 2013-16
8.6	Wilford White (327 in 38), 1947-50

INDIVIDUAL RECORDS

MOST GAMES AND CONSECUTIVE GAMES SCORING POINTS	
51	Zane Gonzalez (51 Games), 2013-16

KICKING

PAT ATTEMPTS (GAME)	
11	Ed Gallardo (10 Made) vs. Colorado State, 1969
10	Bobby Fuller (8) vs. New Mexico St., 1949
9	9 Times (last by Jesse Ainsworth vs. Temple, 2005)

PAT ATTEMPTS (SEASON)	
69	Juan Cruz, 1972
65	Zane Gonzalez, 2013
62	Robert Nycz, 1996
61	Danny Kush, 1973
60	Alex Garoutte, 2012
59	Don Ekstrand, 1971
55	Paul Ray Powell, 1968

PAT ATTEMPTS (CAREER)	
209	Zane Gonzalez, 2013-16
163	Jesse Ainsworth, 2003-06
143	Thomas Weber, 2007-10
142	Danny Kush, 1973-76
138	Luis Zendejas, 1981-84
127	Mike Barth, 1999-2002
125	Robert Nycz, 1995-97
121	Jesse Ainsworth, 2003-05
113	Don Ekstrand, 1970-71
	Alex Garoutte, 2012

PAT MADE (GAME)	
10	Ed Gallardo (11 Att.) vs. Col. St., 1969
9	Jesse Ainsworth (9) vs. Temple, 2005
	Paul Ray Powell (9) vs. New Mexico, 1968
8	Zane Gonzalez vs. USC, 2013
	Mike Barth vs. Stanford, 2002
	Luis Zendejas vs. Stanford, 1981
	Danny Kush vs. New Mexico, 1973
	Juan Cruz vs. Kansas State, 1972
	Bobby Fuller, 2 Times in 1949, Once in 1950

PAT MADE (SEASON)	
63	Zane Gonzalez, 2013
62	Robert Nycz, 1996
60	Juan Cruz, 1972
59	Alex Garoutte, 2012
54	Don Ekstrand, 1971
53	Jesse Ainsworth, 2005
52	Zane Gonzalez, 2015
50	Zane Gonzalez, 2014
50	Danny Kush, 1973
49	Mike Barth, 2002
48	Bobby Fuller, 1950

PAT MADE (CAREER)	
204	Zane Gonzalez, 2013-16
160	Jesse Ainsworth, 2003-06
137	Luis Zendejas, 1981-84
136	Thomas Weber, 2007-10
124	Mike Barth, 1999-02
	Robert Nycz, 1995-97
119	Danny Kush, 1973-76
113	Jesse Ainsworth, 2003-05
111	Alex Garoutte, 2010-12
98	Don Ekstrand, 1970-71
94	Thomas Weber, 2007-09
87	Bobby Fuller, 1949-50

MOST PAT'S ATTEMPTED WITHOUT MISSING	
Game:	9, twice (Last was Jesse Ainsworth vs. Temple, 2005)
Season:	62, Robert Nycz, 1996

PAT PERCENTAGE	
Career:	993, Luis Zendejas, 1981-84

CONSECUTIVE PATS MADE	
Season:	62, Robert Nycz (62 Att.), 1996
Career:	139, Jesse Ainsworth (4 in 2003, 40 in '04, 53 in '05, 42 in '06)

FIELD GOALS ATTEMPTED	
Game:	8, Luis Zendejas (5 md.) vs. Stanford, 1983
Season:	37, Luis Zendejas (28), 1983
Career:	108, Luis Zendejas (81), 1981-84

FIELD GOALS MADE (GAME)	
6	Zane Gonzalez at California, 2015
5	Thomas Weber at Arizona, 2010
	Thomas Weber vs. Idaho State, 2009
	Robert Nycz vs. Miami, 1997
	Luis Zendejas vs. Stanford, 1983
4	10 times (last by Zane Gonzalez vs. UT San Antonio, 2016)

FIELD GOALS MADE (SEASON)	
28	Luis Zendejas, 1983
26	Zane Gonzalez, 2015
25	Zane Gonzalez, 2013
24	Thomas Weber, 2007
	Luis Zendejas, 1982
	Mike Barth, 2002
	Zane Gonzalez, 2016
22	Zane Gonzalez, 2014
19	Thomas Weber, 2008
18	Jesse Ainsworth, 2004
	Jon Baker, 1993
	Kent Bostrom, 1986
	Kent Bostrom, 1985
	Thomas Weber, 2010
17	Robert Nycz, 1997
	Jon Baker, 1994

FIELD GOALS MADE (CAREER)	
96	Zane Gonzalez, 2013-16
81	Luis Zendejas, 1981-84
68	Thomas Weber, 2007-10
51	Jesse Ainsworth, 2003-06
49	Mike Barth, 1999-02
39	Robert Nycz, 1995-97
	Mike Richey, 1989-92
36	Kent Bostrom, 1985-87
35	Jon Baker, 1993-94

CONSECUTIVE GAMES WITH A FIELD GOAL	
Career:	17, Zane Gonzalez, 2015-16

POINTS BY KICKING (SEASON)	
138	Zane Gonzalez (65 PAT, 25 FG), 2013
130	Zane Gonzalez (52 PAT, 26 FG), 2015
118	Thomas Weber (46 PAT, 24 FG), 2007
	Mike Barth (49 PAT, 23 FG), 2002
116	Zane Gonzalez (50 PAT, 22 FG), 2014
112	Luis Zendejas (28 PAT, 28 FG), 1983

POINTS BY KICKING (CAREER)	
494	Zane Gonzalez, 2013-16
380	Luis Zendejas, 1981-84
340	Thomas Weber, 2007-10
313	Jesse Ainsworth, 2003-06
277	Mike Barth, 1999-02
243	Robert Nycz, 1995-97
223	Danny Kush, 1973-76
201	Mike Richey, 1989-92
174	Kent Bostrom, 1985-87
155	Don Ekstrand, 1970-71
154	Jon Baker, 1993-94

PUNTS (GAME)	
12	Nick Murphy vs. Washington, 2000
	Steve Rausch vs. Washington, 1992
11	Seven times (last by Tim Parker at UCLA, 2003)

PUNTS (SEASON)	
88	Kory Schuknecht, 1974
86	Nick Murphy, 2000
79	Tim Parker, 2002
77	Marcus Williams, 1997
75	Tim Parker, 2003
	Lance Anderson, 1996

PUNTS (CAREER)	
243	Lance Anderson, 1993-96
235	Mike Black, 1979-82
225	Mike Schuh, 1985-88
209	Matt Haack, 2013-16
206	Nick Murphy, 1999-01
164	Danny White, 1971-73

PUNTING YARDS (GAME)	
514	Nick Murphy vs. Washington (12 punts), 2000
502	Steve Rausch vs. Washington (12), 1992

PUNTING YARDS (SEASON)	
3,551	Nick Murphy (86 punts), 2000
3,372	Tim Parker (79), 2002
3,325	Kory Schuknecht (87), 1974

PUNTING YARDS (CAREER)	
9,902	Mike Black (235), 1979-82

PUNTING AVERAGE (GAME - NO. OF PUNTS)		
(3)	59.3	Tony Lonick vs. SJSU, 1962
(4)	52.8	Trevor Hankins vs. UCLA, 2010
(5)	55.0	Danny White vs. Air Force, 1972
(6)	53.5	Matt Haack vs. Washington State, 2014
(7)	53.6	Marcus Williams vs. WSU, 1997
(8)	50.1	Jim Meyer vs. Oregon St., 1984
(9)	46.3	Mike Black vs. USC, 1982
(10)	48.0	Al Onofrio vs. USF, 1942
(11)	45.8	Al Onofrio vs. Arizona, 1942
(12)	42.8	Nick Murphy vs. Washington, 2000

PUNTING AVERAGE (SEASON - NO. OF PUNTS)		
(25-35)	42.3	Chris MacDonald (33 for 1396), 2005
(36-45)	44.8	Joe Zuger (42 for 1882), 1959
(46+)	45.7	Stephen Baker (56 for 2561), 1998
	45.6	Al Onofrio, 1942

PUNTING AVERAGE (CAREER - MINIMUM 50 PUNTS)	
44.9	Stephen Baker, 1998-99
44.0	Josh Hubner, 2011-12
43.9	Trevor Hankins, 2008-10
43.0	Matt Haack, 2013-16
42.7	Jim Meyer, 1983-84
42.6	Matt Haack, 2013-15
42.5	Joe Zuger, 1958-61
42.2	Mike Black, 1979-82
42.0	Chuck Kolb, 1964-65
42.0	Jim McCann, 1969-70

PUNTS HAD BLOCKED		
Game:	2	Chris MacDonald at Stanford, 2005
		Jim Meyer vs. Florida State, 1984
		Dick Mackey vs. Arizona, 1953
Season:	4	Chris MacDonald, 2005
Career:	4	Chris MacDonald, 2004-05
		Nick Murphy, 1999-01
		Dick Mackey, 1951-54
Season:	6	2010 (3 punts, 3 PAT's)
	6	1992

*Not tracked as an official stat until 1982

RETURNS

PUNT RETURNS (GAME)	
9	Prentice McCray vs. BYU, 1972
8	Shaun McDonald at SDSU, 2000
	J.R. Redmond vs. North Texas, 1996
7	Six times (last by J.R. Redmond vs. USC, 1999)

PUNT RETURNS (SEASON)	
46	Mike Haynes, 1974
37	Lenny Randle, 1968
35	Tom Onofrio, 1983
	Willie Gittens, 1979
34	J.R. Redmond, 1996

PUNT RETURNS (CAREER)	
108	J.R. Redmond, 1996-99
74	Kyle Williams, 2006-09
71	Eric Guilford, 1989-92
69	Jamal Miles, 2009-12

PUNT RETURN YARDS (GAME)	
148	Anthony Parker vs. SMU, 1986
135	Mike Haynes vs. Pacific, 1975
126	Wilford White vs. New Mexico, 1947
125	Morris Owens vs. New Mexico, 1972
124	Steve Holden vs. Utah, 1970
	James Bilton vs. New Mexico, 1951

PUNT RETURN YARDS (SEASON)	
440	Lenny Randle (37 Ret.), 1968
395	Wilford White, 1948
381	Steve Holden (20), 1970
343	Lenny Randle (22), 1969
337	Terry Richardson, (27) 2005
321	James Bilton, 1951

PUNT RETURN YARDS (CAREER)	
1,120	Steve Holden, 1970-72
986	J.R. Redmond, 1996-99
829	Anthony Parker, 1984-87

PUNT RETURN AVERAGE (GAME - MINIMUM THREE)	
42.0	Wilford White (3 for 126) vs. New Mexico, 1947

RECORDS

INDIVIDUAL RECORDS

PUNT RETURN AVERAGE (SEASON - MINIMUM 10)

21.9	Wilford White (18 for 395), 1948
21.8	Ron Washington (10 for 218), 1977
19.8	Anthony Parker (16 for 316), 1986
19.1	Bobby Mulgado (14 for 267), 1957
19.1	Steve Holden (20 for 381), 1970
17.0	Kyle Williams (14 for 238), 2008
16.6	Jamal Miles (14 for 232), 2011
15.6	Lenny Randle (22 for 343), 1969

PUNT RETURN AVERAGE (CAREER)

17.7	Wilford White (45 for 798), 1947-50
------	-------------------------------------

PUNT RETURNS FOR TD

Game:	1	60 (Last by Tim White vs. Washington, 2016)
Season:	3	Lenny Randle, 1969
	2	Seven times (last by Terry Richardson, 2005)
Career:	5	Lenny Randle, 1968-69

KICKOFF RETURNS

Game:	9	Jamal Miles at Oregon, 2009
	8	Rudy Burgess vs. Texas, 2007
	7	Kevin Galbreath vs. Houston, 1990
		Tim White vs. Arizona, 2016
	6	Terry Richardson at UCLA, 2005
		Mike Williams at USC, 2001
		David Winsley vs. Nebraska, 1988
		Melvin Hoover vs. Washington St., 1978
		Tim White vs. Texas Tech, 2016
Season:	38	Rudy Burgess, 2007
	36	Tim White, 2015
	33	Tim White, 2016
	32	Hakim Hill, 2002
		Chris Hopkins, 1995
	31	Jamal Miles, 2009
	30	Jamal Miles, 2011
	27	Terry Battle, 1994
Career:	68	Kyle Williams, 2008
	56	Rudy Burgess, 2007
		Chris Hopkins, 1992-95

KICKOFF RETURN YARDS (GAME)

177	Tim White vs. West Virginia, 2015
169	Tim White at Utah, 2015
166	Rudy Burgess vs. USC, 2007
159	Kevin Galbreath vs. Houston, 1990
145	Rudy Burgess vs. Texas, 2007
	Chris Hopkins vs. UCLA, 1995
	Tim White vs. Arizona, 2016
141	Tim White vs. Texas Tech, 2016
140	Jamal Miles at Stanford, 2009
136	Terry Richardson at UCLA, 2005
135	Jamal Miles at Oregon, 2009
134	Lenzie Jackson vs. Washington, 1998
129	Tim White at UCLA, 2015
	Kyle Williams at Arizona, 2008

KICKOFF RETURN YARDS

Season:	972	Tim White, 2015
	879	Rudy Burgess, 2007
	788	Jamal Miles, 2011
	713	Chris Hopkins, 1995
	709	Tim White, 2016
	630	Kyle Williams, 2008
	629	Terry Richardson, 2005
	611	Jamal Miles, 2009
	582	Terry Battle, 1996
	550	Lenzie Jackson, 1998
	547	Terry Battle, 1994
	537	Tom Pace, 2001

532	David Winsley, 1988	
Career:	1,517	Jamal Miles, 2009-2011
		Rudy Burgess, 2004-07
	1,225	Chris Hopkins, 1992-95

KICKOFF RETURN AVERAGE, (SEASON - MINIMUM 10)

31.6	Tom Pace (17 for 537), 2001
29.2	Omar Bolden (11 for 321), 2010
29.1	Terry Battle (20 for 582), 1996
28.5	LeQuan Lewis (15 for 428), 2010
27.3	Terry Richardson (23 for 629), 2005
27.0	Tim White (36 for 972), 2015
26.4	Kyle Middlebrooks (16 for 423), 2010
26.3	Jamal Miles (30 for 788), 2011
25.4	Ron Washington (10 for 254), 1976
25.1	Daryl Lightfoot (15 for 376), 2003
25.0	Melvin Hoover (10 for 250), 1977
24.8	Charley Jones (12 for 297), 1959
24.5	Ron Washington (13 for 318), 1980
24.1	Lenny Randle (18 for 433), 1969
	Marion Grice (21 for 507), 2013

KICKOFF RETURN AVERAGE, (CAREER - MINIMUM 10)

28.7	Terry Richardson (38 for 1092), 2003-06
28.3	Wilford White (28 for 791), 1947-50

KICKOFF RETURNS FOR TD

Season:	2	Jamal Miles, 2011
		Terry Battle, 1995
	1	Rashad Ross, 2012
		Omar Bolden, twice (last in 2010)
		Rashad Ross, 2011
		LeQuan Lewis, 2010
		Jamal Miles, 2010
		Rudy Burgess, 2007
		Terry Richardson, 2006
		Tom Pace, 2001
		Mike Haynes, 1974
		Lenny Randle, 1968
		Tim White, 2015
Career:	3	Jamal Miles, 2009-12
	2	Omar Bolden, 2007-10
		Terry Battle, 1994-96
		Wilford White, 1947-50

FOR INTERCEPTION RETURNS, SEE DEFENSE

LONGEST PLAYS

RUN FROM SCRIMMAGE

99	Max Anderson (Wyoming), 1967 TD
97	Mark Malone (Utah State), 1979 TD
97	Art Malone (Utah), 1968 TD
94	Hascall Henshaw (Case Western Reserve), 1940 TD
93	J.R. Redmond (New Mexico State), 1997 TD
90	Leon Burton (Hardin-Simmons), 1955 TD

PASS PLAYS

95	Jeff Van Raaphorst - Aaron Cox (USC), 1985 TD
	Fred Mortensen - John Jefferson (TCU), 1975 TD
93	Mike Bercovici - DeMario Richard (New Mexico), 2015 TD
	Dennis Sproul - Larry Mucker (California), 1976 TD
91	Dennis Sproul - John Jefferson (Utah), 1977 TD
90	Jeff Krohn - Richard Williams (Oregon), 2000 TD
87	Danny White - Alonzo Emery (Washington St.), 1973 TD
85	Andrew Walter - Daryl Lightfoot (California), 2002 TD
	Larry Todd - Tony Lorick (Wichita), 1962 TD

FORWARD PASS AND LATERAL

75	Rex Phelps - Jim Montgomery - Bob LeSuer (New Mexico State), 1946 TD
65	Dave Graybill - Gene Mitcham - Bob Noel (Arizona), 1955

PUNT RETURNS

95	Morris Owens (New Mexico), 1972 TD
94	Steve Holden (BYU), 1970 TD
90	Larry Walton (Arizona), 1967 TD
	Steve Holden (Wyoming), 1971 TD
89	Eric Guilford (California), 1992 TD
88	Lenny Randle (Wisconsin), 1968 TD
87	Lenny Randle (BYU), 1969 TD
85	Danny Seivert (West Texas St.), 1953 TD
	Leo Burns (New Mexico), 1937
84	Terry Richardson (USC), 2005 TD
81	Shaun McDonald (USC), 2000 TD
82	Wilford White (New Mexico), 1947 TD

FIELD GOALS

55	Luis Zendejas (Oregon State), 1982
54	Luis Zendejas (Oklahoma, Fiesta Bowl), 1983
53	Thomas Weber (UCLA), 2007
52	Thomas Weber (Arizona), 2010
	Luis Zendejas (Southern California), 1982
	Luis Zendejas (Stanford), 1983
	Luis Zendejas (California), 1983
	Luis Zendejas (San Jose State), 1984
	Luis Zendejas (Arizona), 1984
51	Luis Zendejas (California), 1981
	Luis Zendejas (UCLA), 1983
	Steve Rausch (Houston), 1990
	Jon Baker (Stanford), 1993

KICKOFF RETURNS

100	Rashad Ross (Colorado), 2012 TD
	Richard Lewis (Boise St.), 2011 TD
	LeQuan Lewis (USC), 2010 TD
	Terry Richardson (Oregon), 2006 TD
	Tom Pace (UCLA), 2001 TD
	Tim White (Utah), 2015 TD
	Wilford White (Pepperdine), 1948 TD
	(actual distance was 109 yards)
99	Jamal Miles (UCLA), 2010 TD
	Terry Battle (UCLA), 1996 TD
	Wayne Pitts (New Mexico), 1938 TD
98	Rudy Burgess (USC), 2007 TD
	Jamal Miles (UC Davis), 2011 TD
	Rashad Ross (Bosie St) 2011 TD
97	Omar Bolden (Wisconsin), 2010 TD
	Mike Haynes (North Carolina State), 1974 TD
96	Kalen Ballage (Duke), 2014
95	Kyle Middlebrooks (Wisconsin), 2010
94	Bruce Hill (California), 1986 TD
92	Bobby Fuller (Northern Arizona), 1949 TD

PUNTS

90	Jim Montgomery (New Mexico), 1946
84	Fred Mortensen (Texas-El Paso), 1976
83	Fred Mortensen (Colorado State), 1975
79	Joe Zuger (Colorado State), 1959
77	Danny White (San Jose State), 1973
78	Jamal Miles (Oregon State), 2011
75	Tim Parker (USC), 2002
75	Norris Stevenson (Fullerton), 1930
73	Josh Hubner (UCLA), 2012
	Joe Zuger (San Jose State), 1960
	Tony Lorick (San Jose State), 1962
	Tom Futch (Hawaii), 1955

PASS INTERCEPTION RETURNS

100	Troy Nolan (UCLA) 2008 TD
	R.J. Oliver (Northern Arizona), 2003, TD
	Emmanuel Franklin (San Diego State), 2001 TD
95	Nathan LaDuke (Oregon State), 1990 TD
93	Jeff Joseph (California), 1985 TD
	Wes Plummer (Washington State), 1967 TD
92	Eric Allen (Washington State), 1987 TD
	Bill Baxter (New Mexico), 1934 TD
	Nathan LaDuke (Colorado State), 1990 TD
89	Ainslee Washington (TCU), 1974
85	Wes Plummer (West Texas State), 1966 TD
79	Michael Lee (Pacific), 1978 TD
77	Wilford White (New Mexico), 1947 TD
73*	Reynaldo Peru (Oregon State), 1980
70	Alden Darby (NAU), 2012

*by a Lineman



TEAM RECORDS

SINGLE GAME OFFENSE

RUSHING

ATTEMPTS

78	vs. California, 1981; vs. UTEP, 1977; vs. San Jose State, 1970
77	vs. Arizona, 1950
76	vs. Northwestern, 1978

FEWEST ATTEMPTS

18	vs. USC, 1988
----	---------------

NET YARDS

652	vs. Texas Tech, 2016
598	vs. Colorado State, 1969
569	vs. Arizona, 1951; vs. Northern Arizona, 1950
510	vs. San Diego State, 1951
502	vs. Colorado State, 1971

FEWEST NET YARDS

23	vs. Arizona, 1964
21	vs. Arizona, 1946
15	at Utah, 2015
13	vs. UTEP, 1966; vs. Wichita, 1946

Yards Per Rush (Min. 50 Att.) – 9.27, vs. UTEP (52 for 482), 1973

Worst Yards Per Rush – -1.21, vs. Arizona (19 for -23), 1964

Touchdowns Rushing – 9, vs. Colorado State, 1969; vs. San Diego State 1957; vs. Northern Arizona, 1950

Players Gaining 100 Yards or More – 4, vs. Arizona
(Bob Tarwater, 17-140; Harley Cooper, 11-123; Duane Morrison, 15-118; Buzz Welker, 10-114)

PASSING

ATTEMPTS

69	vs. UCLA, 2014
----	----------------

FEWEST ATTEMPTS

6	Six times (last vs. Washington State, 1965)
---	---

COMPLETIONS

43	vs. Arizona, 2016
----	-------------------

FEWEST COMPLETIONS

0	vs. Abilene Christian, 1947 vs. Williams Air Force Base, 1946
---	--

YARDS (500+)

652	vs. Texas Tech, 2016
559	vs. Oregon, 2002
534	vs. Washington State, 1989
532	vs. Florida State, 1984
511	vs. Arizona, 1998; vs. Stanford, 1981
510	vs. USC, 2014

FEWEST YARDS

0	vs. Abilene Christian, 1947; vs. Williams Air Force Base, 1946
13	vs. Wyoming, 1951
16	vs. Arizona, 1961
18	vs. Arizona, 1953

TOUCHDOWNS

9	vs. Texas Tech, 2016
---	----------------------

INTERCEPTIONS

7	vs. Oregon State, 1968; vs. Arizona, 1955
---	---

Attempts Without a Completion – 15, vs. Williams Air Force Base, 1946

Attempts Without an Interception – 56, vs. LSU, 2005

TOTAL OFFENSE

PLAYS

108	vs. Oregon (55 Rush, 53 Pass), 2015
105	vs. UCLA (69 pass, 36 Rush), 2014
101	vs. Wyoming (69 Rush, 32 Pass), 1977 vs. Utah (65, 36), 1972
100	vs. Kansas State, 1970

FEWEST PLAYS

41	vs. West Texas St. (31 Rush, 10 Pass), 1953
----	---

YARDS

773	vs. Northwestern (290 Rush, 483 Pass), 2005
743	vs. Stanford (232 Rush, 511 Pass), 1981
742	vs. Oregon (398 Pass, 344 Rush), 2015
718	vs. Missouri, 1972
708	vs. New Mexico, 1973

FEWEST YARDS

12	vs. Arizona (-21 Rush, 33 Pass), 1946
93	vs. Northern Arizona, 1946
112	vs. Arizona, 1953
118	vs. West Texas State, 1946
120	vs. Wyoming, 1968

SCORING

POINTS

79	vs. Colorado State, 1969
69	vs. Hardin-Simmons, 1955
68	vs. New Mexico State, 1949 vs. Texas Tech, 2016
67	vs. Colorado St., 1973; vs. New Mexico, 1973

Fewest Points – 0, 19 times (last vs. USC, 2008)

Points in One Quarter – 35, vs. New Mexico, 1968 (3rd)

Points in One Half – 56, vs. New Mexico, 1968 (2nd half)

Touchdowns – 11, vs. Colorado State, 1969

Fewest Touchdowns – 0, 29 Times (last vs. USC, 2008)

Touchdowns (Run or Pass) – 10, vs. Colorado State, 1973; vs. Colorado State, 1969; vs. San Diego State, 1957

One-Point Conversion Attempts – 11, vs. Colorado State, 1969

One-Point Conversions – 10, vs. Colorado State (11 Att.), 1969

Two-Point Conversion Attempts – 6 vs. Arizona, 1958

Two-Point Conversions – 3, vs. Wyoming (5 Att.), 1972; vs. Oregon State (3), 1961; vs. West Texas State (4), 1959; vs. Detroit (3), 1958

Field Goal Attempts – 8, vs. Stanford, 1983

Field Goals – 6, at California (6 att), 2015 5, three times, at Arizona (5 att), 2010, vs. Idaho State (6 att), 2009 and vs. Stanford (8 Att.), 1983

Biggest Win – 72, vs. Colorado State (79-7), 1969

Biggest Loss – 72, vs. Nevada-Reno (74-2), 1946

FIRST DOWNS

First Downs Rushing – 29, vs. California, 1981

Fewest First Downs Rushing – 0, six times



(last vs. San Jose State, 1955)

First Downs Passing – 26, vs. Florida State, 1984; vs. UCLA, 2014

First Downs by Penalty – 7, two times (last vs. Washington State, 2005)

Total First Downs – 38, vs. UCLA (26 Pass, 9 Rush, 3 Pen.), 2014

Fewest First Downs – 3, vs. Arizona (1 Rush, 2 Pass), 1946

PUNT RETURNS

RETURNS

13	vs. BYU, 1972
----	---------------

YARDS

223	vs. Pacific (8 Ret.), 1975
187	vs. Wyoming (6), 1971
165	vs. New Mexico State (7), 1951
162	vs. BYU (7), 1968
150	vs. SMU (6), 1986

Touchdowns – 3, vs. Pacific, 1975

KICKOFF RETURNS

RETURNS

14	vs. Nevada-Reno, 1946
----	-----------------------

YARDS

290	vs. Nevada-Reno (14 Ret.), 1946
261	at Wisconsin (5), 2010
214	vs. West Virginia (7), 2015
205	vs. Oregon (7), 1993
195	at USC (9), 2001

Touchdowns – 1, 17 times (last vs. Bosie St. 2011)

PUNTING

Punts – 14, vs. Wyoming, 1968

Fewest Punts – 0, five times (last vs. Navy, 2012)

Yards – 533, vs. Wyoming (14 Punts), 1968

YARDS PER PUNT

(1 punt) 60.0,	vs. San Diego State, 1956 vs. Colorado State, 1973
(2)	59.5, vs. North Texas, 1998
(3)	55.0, vs. Utah, 1961
(4)	52.8, twice (last vs. UCLA), 2010
(5)	51.0, vs. California, 1981
(6)	55.0, vs. Air Force, 1972
(7)	52.9, vs. Washington State, 2014
(8)	53.6, vs. Washington State, 1997
(9)	50.1, vs. Oregon State, 1984
(10)	46.3, vs. USC, 1982
(11)	46.3, vs. USC, 1996
(12)	40.2, vs. UTEP, 1968
(13)	41.8, vs. Washington, 1992
(14)	38.1, vs. Wyoming, 1968

Blocked by ASU – 2, five times (last vs. Washington, 1990)

Blocked Punts Returned for Touchdowns by ASU – 2, vs. Pacific, 1975

Had Blocked – 2, at Stanford, 2005; vs. Florida State, 1984; vs. Arizona, 1953

TURNOVERS

Turnovers – 10, vs. Utah (6 FL, 4 Int.), 1973

Fumbles – 11, vs. San Jose State, 1970

Fumbles Lost – 9, vs. Utah, 1972

Interceptions – 7, vs. Oregon State, 1968; vs. Arizona, 1955

PENALTIES

Penalties – 18, vs. Washington, 1992 (120 Yds.)

Fewest Penalties – 0, vs. UCLA, 1987; vs. Oregon State, 1977; vs. San Jose State, 1954

Yards – 238, vs. UTEP, 1961 (13 Pen.)

RECORDS

TEAM RECORDS

SEASON OFFENSE

RUSHING

- Attempts – 697, 1977
- Fewest Attempts – 365, 1964
- Attempts Per Game – 62.50, 1968
- Fewest Attempts Per Game – 30.75, 2008
- Fewest Net Yards – 870, 1946

NET YARDS

3,881	1972
3,730	1971
3,576	1973
3,470	1950
3,350	1951

NET YARDS PER GAME

347.0	1950 (11 for 3,817)
335.0	1951 (10 for 3,350)
329.8	1949 (10 for 3,298)
323.4	1972 (12 for 3,881)
310.8	1971 (12 for 3,730)

- Fewest Net Yards Per Game – 79.1, 1946
- Yards Per Rush – 5.59 (599 for 3,350), 1951
- Lowest Yards Per Rush – 1.93 (451 for 870), 1946
- Touchdowns Rushing – 51, 1972
- Fewest Touchdowns Rushing – 6, 2004 and 1964

PASSING

- Attempts – 558, 2002
- Fewest Attempts – 123, 1954
- Attempts Per Game – 41.6, 2004
- Fewest Attempts Per Game – 12.3, 1954
- Completions – 333, 2011
- Fewest Completions – 51, 1951
- Completions Per Game – 26.0, 2005
- Fewest Completions Per Game – 5.1, 1951

YARDS

4,481	2005
4,254	2002
4,110	2011
3,882	2015
3,808	2004
3,723	2013
3,556	2014
3,437	2010
3,414	2007
3,369	2012

- Fewest Yards – 765, 1953

YARDS PER GAME

373.4	2005 (4,481 in 12)
317.3	2004 (3,808 in 12)
316.7	2011 (4,117 in 13)
303.9	2002 (4,254 in 14)
298.6	2015 (3,882 in 13)
286.4	2010 (3,437 in 12)
274.2	2003 (3,291 in 12)
273.5	2014 (3,556 in 13)
265.9	2013 (3,723 in 14)
262.9	2000 (3,155 in 12)

- Fewest Yards Per Game – 76.5, 1953
- Touchdowns – 38, 2005
- Fewest Touchdowns – 4, 1947
- Interceptions – 30, 1946
- Fewest Interceptions – 4 (188 Att.), 1965

TOTAL OFFENSE

- Plays – 1070, 2015
- Fewest Plays – 563, 1963

- Plays Per Game – 85.4, 1970
- Fewest Plays Per Game – 56.4, 1953

YARDS

6,662	1973
6,402	2013
6,399	1972
6,229	2005
6,207	2015
6,039	2012
5,900	2000
5,750	2014
5,737	1996

- Fewest Yards – 1,943, 1946

YARDS PER GAME

555.1	1973
533.3	1972
519.1	2005
508.7	1970
491.7	2000
478.1	1996
477.5	2015

- Fewest Yards Per Game – 176.6, 1946
- Yards Per Play – 703 (948 for 6,662), 1973
- Fewest Yards Per Play – 2.81 (692 for 1,943), 1946

SCORING

POINTS

562	1972
556	2013
519	1973
499	2012
480	2014
471	1996
462	1971
452	2002

- Fewest Points – 93, 1946

POINTS PER GAME

46.8	1972 (562 in 12)
43.3	1973 (519 in 12)
41.4	1968 (414 in 10)
39.7	2013 (556 in 14)
	1957 (397 in 10)
39.3	1996 (471 in 12)

- Touchdowns – 78, 1972
- Fewest Touchdowns – 14, 1946
- Touchdowns (Rush or Pass) – 74, 1972
- Fewest Touchdowns (Rush or Pass) – 14, 1946
- One-Point Conversions – 63, 2013 (65 Att.) 62, 1996 (62 Att.)
- Fewest One-Point Conversions – 6 (7 Att.), 1958
- One-Point Conversion Attempts – 71, 1972
- Fewest One-Point Conversion Attempts – 7, 1958
- Two-Point Conversions – 17 (31 Att.), 1958
- Fewest Two-Point Conversions – 0, 1996, 1986, 1980, 1977, 1976, 1973, 1968, 2006, 2008, 2015
- Two-Point Conversion Attempts – 31, 1958
- Fewest Two-Point Conversion Attempts – 0, 1996, 1986, 1980, 1977, 1976, 1973, 1968, 2008, 2015

- Conversions Made Without Missing – 31 (30 One Point and 1 Two-Point), 1982
- Field Goals – 28 (37 Att.), 1983
- Field Goal Attempts – 37, 1983

FIRST DOWNS

- First Downs Rushing – 187, 1972
- First Downs Rushing Per Game – 16.6, 1950
- Fewest First Downs Rushing – 49, 1946
- First Downs Passing – 201, 2005
- First Downs Passing Per Game – 16.8, 2005
- Fewest First Downs Passing – 27, 1951
- First Downs by Penalty – 32, 2011
- First Downs by Penalty Per Game – 2.5, 2011
- Fewest First Downs by Penalty – 2, 1952
- Total First Downs – 340 (147 rush, 165 pass, 28 pen.), 2013
- Total First Downs Per Game – 26.1, 2005
- Fewest Total First Downs – 101 (49 rush, 41 pass, 11 pen.), 1946

PUNT RETURNS

- Punt Returns – 61, 1968
- Fewest Punt Returns – 14, 1954
- Punt Returns Per Game – 6.1, 1968
- Yards – 766 (61 Ret.), 1968
- Fewest Yards – 55 (15), 2014
- Yards Per Return – 5.2 (18 for 454), 1952
- Fewest Yards Per Return – 3.5 (40 for 139), 1978
- Yards Per Game – 76.6, 1968
- Touchdowns – 4, 1975, 1970, 1969

KICKOFF RETURNS

- Kickoff Returns – 66, 2011
- Fewest Kickoff Returns – 12, 1985
- Kickoff Returns Per Game – 5.1, 2011
- Yards – 1,658, 2011

- Fewest Yards – 251 (12 Ret.), 1985
- Yards Per Return – 27.5 (52 for 1,432), 2010
- Fewest Yards Per Return – 14.0 (31 for 434), 1951
- Yards Per Game – 127.5, 2011
- Touchdowns – 3, (Twice in 2011)

PUNTING

- Punts – 89, 2000
- Fewest Punts – 29, 1957
- Yards – 3,551, 2000
- Fewest Yards – 1,028, 1957

YARDS PER PUNT

45.3	2012 (61 for 2,765)
44.0	1965 (65 for 2,857)
43.9	2016 (69 for 3,026)
43.8	1984 (64 for 2,801)
	2016 (69 for 3,026)
43.6	2009 (70 for 3,049)
43.4	1998 (56 for 2,561)
43.3	1990 (56 for 2,422)
43.2	1959 (50 for 2,162)

- Fewest Yards Per Punt – 32.2, 1952 (47 for 1,511)
- Net Yards Per Punt – 39.95, 1984 (64 for 2,557)
- Blocked by ASU – 5, 1983
- Had Blocked – 4, 2005, 2004

TURNOVERS

- Turnovers – 56, 1972 (37 FL, 19 Int.)
- Fewest Turnovers – 13, 2014 (4 FL, 9 Int.)
- Fumbles – 57, 1970
- Fewest Fumbles – 6, 2013
- Fumbles Lost – 37, 1972
- Fewest Fumbles Lost – 4, 1995; 2014
- Interceptions – 30, 1946
- Fewest Interceptions – 4 (188 Att.), 1965



TEAM RECORDS



PENALTIES

Penalties – 124, 1997
Fewest Penalties – 38, 1946
Yards – 1,039, 1997
Fewest Yards – 256, 1946
Yards Per Penalty – 11.5, 1947 (66 for 760)
Fewest Yards Per Penalty – 6.7, 1946 (38 for 256)

SINGLE GAME DEFENSE

RUSHING

Least Attempts – 11, by Washington State, 2013
Most Attempts – 85, by Wyoming
Gross Yards – 22, by Louisville, 1992
Most Gross Yards – 532, by Wyoming, 1972
Yards Lost – 148, by San Jose State, 1968
Fewest Yards Lost – 0, by Colorado State (35 Att.), 1961; by Marquette (38), 1958

NET YARDS

-107 by San Jose State (40 Att.), 1968
 -78 by Louisville, 1992
 -54 by Washington State, 2009
 -52 by Washington State, 2016
 -49 by Arizona, 1958

MOST NET YARDS

511 by Arizona, 2016
 491 by Arizona, 1953
 486 by UCLA, 1976
 482 by Hardin-Simmons, 1948
 472 by Wyoming, 1972
 441 by Nebraska, 1988

Yards Per Rush – -2.7, by San Jose St. (40 for -107), 1968
Most Yards Per Rush – 10.6, by Arizona, 2016

PASSING

Attempts – 3, by UTEP, 1956
Most Attempts – 76, by Washington State, 2014
Completions – 0, by New Mexico (13 Att.), 1947; by Cal Poly-Pomona (9), 1947; by UTEP (3), 1956
Most Completions – 45, by Washington State, 2014
Highest Completion Percentage – .815 by UCLA (22 of 27), 2005

YARDS

0 by UTEP, 1956; by New Mexico, 1947; by Cal Poly-Pomona, 1947
 1 by UTEP, 1946
 9 by Wichita State, 1957; by West Texas State, 1947

MOST YARDS

716 by Houston, 1990
 601 by Washington State, 2014
 581 by Stanford, 1981
 559 by Hawaii, 2006
 542 by California, 2015
 540 by Texas Tech, 2016
 532 by West Virginia, 2015
 516 by San Diego State, 2002

TOTAL DEFENSE

Plays – 26, by Cal Poly-Davis (17 Rush, 9 Pass), 1947
Most Plays – 100, by UTEP (40 Rush, 60 Pass), 1969; by Washington State (76 Pass, 24 Rush), 2014

YARDS

-17 by Cal Poly-Davis (-17 Rush, 0 Pass), 1947
 13 by Louisville, 1992
 33 by San Jose State, 1968
 37 by Idaho State, 2009
 61 by Wichita State, 1957
 70 by UTEP, 1971
 78 by San Jose State, 1970

MOST YARDS

808 by Houston, 1990
 734 by Oregon, 2016
 715 by Hardin-Simmons, 1950
 693 by Stanford, 1981
 691 by USC, 1988
 686 by Nebraska, 1995

Yards Per Play – -0.7, by Cal Poly-Davis (26 for -17), 1947

Most Yards Per Play – 10.1, by Arizona (58 for 588), 2016

SCORING

MOST POINTS

77 by Nebraska (NU 77, ASU 28), 1995
 74 by Nevada (74-2), 1946
 67 by Arizona (67-0), 1946
 63 by Hardin-Simmons (63-25), 1948
 62 by Houston (62-45), 1990
 by UCLA (62-27), 2014

Most Touchdowns – 11, by Nebraska, 1995

Most One-Point Conversions – 11, by Nebraska (11 Att.), 1995

Most Two-Point Conversions – 3, by Washington State (3 Att.), 1962

FIRST DOWNS

First Downs Rushing – 0, by UTEP, 1971; San Jose State, 1968; Washington State, 1968

Most First Downs Rushing – 29, by Nebraska, 1988

First Downs Passing – 0, 9 Times

Most First Downs Passing – 27, by Houston, 1990; by Washington State, 2014

Most First Downs by Penalty – 7, vs. Stanford, 1998 vs. Oregon State, 1998 vs. Colorado, 2007

Total First Downs – 2, by Cal Poly-Pomona (2 Rush), 1947

Most Total First Downs – 35, by USC (14 Rush, 20 Pass, 1 Pen.), 1988

PUNT RETURNS

Most Punt Returns – 10, by UTEP, 1947

Most Yards – 199, by Arizona (8 Ret.), 1946

KICKOFF RETURNS

Most Kickoff Returns – 13, by Colorado State, 1969

Most Yards – 294, by Colorado State (13 Ret.), 1969

TURNOVERS

Turnovers Forced – 10, vs. Utah (9 Int, 1 FR), 1975

Fumbles Forced – 10, vs. Wyoming, 1974

Fumbles Recovered – 6, vs. Wyoming, 1974; vs. Detroit, 1958

Interceptions – 9, vs. Utah, 1975

Interception Return Yds – 183, vs. UCLA (3 Int.), 2008

Touchdowns on Interceptions – 3, vs. UCLA, 2008

PENALTIES

Penalties – 23, by Houston, 1989

Fewest Penalties – 0, by Temple, 2005; by Utah, 1967; by New Mexico, 1958

Yards – 236, by Houston, 1989

SEASON DEFENSE

RUSHING

Attempts – 372, 1958

Most Attempts – 559, 2012

Attempts Per Game – 32.0, 2009

Most Attempts Per Game – 52.9, 1953

Yards Lost – 657, 1978

Fewest Yards Lost – 218, 1954

Yards Lost Per Game – 54.8, 1978

Net Yards – 570, 1968 (403 Att.)

Most Net Yards – 2,553, 1953 (529 Att.)

Yards Per Rush – 1.4, 1968 (403 for 570)

Most Yards Per Rush – 4.9, 1954 (506 for 2,472)

Yards Per Game – 570, 1968

Most Yards Per Game – 253.3, 1953

PASSING

Attempts – 138, 1953

Most Attempts – 516, 2015

Attempts Per Game – 13.8, 1953 (138 in 10)

Completions – 50, 1949 (140 Att.)

Most Completions – 294, 2015

Completions Per Game – 4.6, 1947 (51 in 11)

Completion Percentage – .313, 1947 (51 of 163)

Highest Completion Percentage – .632, 1994

Yards – 613, 1953 (52 of 138)

Most Yards – 4,388, 2015 (294 of 516)

Yards Per Game – 61.3, 1953 (613 in 10)

Touchdowns – 3, 1963 and 1958

Most Touchdowns – 35, 2015

Interceptions – 32, 1974

Fewest Interceptions – 6, 1960

Yards on Interception Returns – 499, 1974 (32 Int.)

Fewest Yards on Interception Returns – 49, 1988

TOTAL DEFENSE

Plays – 556, 1958 (372 Rush, 184 Pass)

Most Plays – 985, 2002

Plays Per Game – 55.6, 1958 (556 in 10)

Yards – 2,269, 1957 (1,029 Rush, 1,240 Pass)

Most Yards – 6,246, 2016 (1,957 Rush, 4,388 Pass)

Yards Per Play – 3.3, 1970 (799 for 2,623)

Most Yards Per Play – 7.1, 2016 (884 for 6,426)

Yards Per Game – 216.6, 1957

Most Yards Per Game – 520.5, 2016

TEAM RECORDS

SCORING DEFENSE

Points – 66, 1957
Most Points – 478, 2016
Points Per Game – 6.6, 1957 (66 in 10)
Most Points Per Game – 39.8, 2016 (478 in 12)
Touchdowns – 10, 1957
Most Touchdowns – 58, 2016

FIRST DOWNS

First Downs Rushing – 32, 1968
Most First Downs Rushing – 149, 1988
First Downs Passing – 20, 1947
Most First Downs Passing – 164, 2015
First Downs by Penalty – 1, 1954
Most First Downs by Penalty – 34, 2010 and 1998
Total First Downs – 111, 1949
Most Total First Downs – 287, 2005
Fewest First Downs Per Game – 11.3, 1950

PUNT RETURNS

Punt Returns – 13, 1979
Most Punt Returns – 46, 2002
Punt Returns Per Game – 1.1, 1979
Yards – 87, 1979
Most Yards – 555, 2004 (30 Ret.)
Yards Per Return – 5.25, 1997 (36 for 189)
Most Yards Per Return – 18.5, 2004 (30 for 555)
Yards Per Game – 7.25, 1979

KICKOFF RETURNS

Kickoff Returns – 9, 1946
Most Kickoff Returns – 81, 1973
Yards – 247, 1946 (9 Ret.)
Most Yards – 1,696, 1973 (81 Ret.)
Yards Per Return – 16.6, 1950 (50 for 829)
Most Yards Per Return – 27.4, 1946 (9 for 247)

TURNOVERS

Turnovers Forced – 56, 1974 (24 FR, 32 Int.)
Fewest Turnovers Forced – 17, 2016 (8 FR, 9 Int.)
Turnovers Forced Per Game – 4.7, 1950 (47 in 10)
Fumbles Forced – 47, 1958
Fewest Fumbles Forced – 9 (twice), 2010, 2015
Fumbles Recovered – 26, 1958; 1956; 1952
Fewest Fumbles Recovered – 5, 2010
Interceptions – 32, 1974
Fewest Interceptions – 6, 1960
Interceptions Per Game – 2.7, 1967
Yards on Interception Returns – 499, 1974 (32 Int.)
Fewest Yards on Interception Returns – 49, 1988
Yards Per Interception Return – 21.6, 2008 (16 for 346)
Interception Returned for Touchdowns – 5, 2013

PENALTIES

AGAINST OPPONENT	
PENALTIES	
111	2002
103	2011
99	1993
97	2007
96	1996

Fewest Penalties – 46, 1952

YARDS	
941	2011 (103 Pen.)
879	1993 (99)
849	2000 (95)
838	2002 (111)
817	1990 (79)

Fewest Yards – 421, 2014 (58 Pen.)

COMBINED TEAM

INDEPENDENT TEAM STATS LISTED AS (ASU, OPPONENT)

RUSHING

Attempts – 128, vs. New Mexico (59, 69), 1971; Colorado State (64, 64), 1950
Fewest Attempts – 55, vs. Houston (35, 20), 1990
Net Yards – 741, vs. New Mexico (409, 332), 1971
Fewest Net Yards – 54, vs. UTEP (13, 41), 1966
Touchdowns Rushing – 11, vs. New Mexico (7, 4), 1968

PASSING

Attempts – 133, vs. Houston (63, 70), 1990
Fewest Attempts – 13, vs. Abilene Christian (6, 7), 1947
Completions – 75, vs. Houston (34, 41), 1990
Fewest Pass Completions – 1, vs. Abilene Christian (0, 1), 1947
Yards – 1,190, vs. Houston (474, 716), 1990
Fewest Yards – 1, vs. Abilene Christian (0, 1), 1947
Touchdowns – 13, vs. USC (7, 6), 2013

TOTAL OFFENSE

Plays – 188, vs. Houston (98, 90), 1990
Fewest Plays – 93, vs. Cal Poly (67, 26), 1947
Yards – 1,445, vs. Houston (637, 808), 1990
Fewest Yards – 294, vs. W. Texas State (118, 176), 1946

SCORING

Points – 116, vs. Oregon (61, 55), 2015; 111, vs. Oregon (55, 56), 2000; 107, vs. Houston (45, 62), 1990; vs. Utah (59, 48), 1972
Fewest Points – 6, Many Times (Last vs. Houston, 1952)
Touchdowns – 15, vs. Oregon (7, 8), 2015; vs. Oregon (8, 7), 2000; vs. Utah (8, 7), 1972; vs. New Mexico State (10, 5), 1949
Fewest Touchdowns – 0, Many Times (Last vs. USC, 1984)
Touchdowns by Rush or Pass – 15, vs. Oregon (8, 7), 2000; 14, vs. Oregon (7, 7), 2015; vs. Houston (6, 8), 1990; vs. New Mexico State (9, 5), 1949



FIRST DOWNS

Total First Downs – 70, vs. Houston (35, 35), 1990
Fewest Total First Downs – 13, vs. Northern Arizona (5, 8), 1946

PUNT RETURNS

Punt Returns – 20, vs. BYU (13, 7), 1972
Fewest Punt Returns – 0, vs. UCLA, 2014; Arizona, 1986; vs. Utah, 1981; vs. Utah State, 1962
Yards – 251, vs. Arizona (52, 199), 1946
Fewest Yards – 8, vs. Northwestern (-8, 0), 1978
Touchdowns – 3, vs. Pacific (3, 0), 1975

KICKOFF RETURNS

Kickoff Returns – 17, vs. Houston (10, 7), 1990
Fewest Kickoff Returns – 1, vs. West Texas State (1, 0), 1946
Yards – 359, vs. Oregon (205, 154), 1993
Fewest Yards – 5, vs. West Texas State (5, 0), 1946

PUNTING

Punts – 25, vs. Wyoming (14, 11), 1968
Fewest Punts – 3, vs. New Mexico State (1, 2), 1962; vs. Utah (2, 1), 1962

TURNOVERS

Turnovers – 18, vs. Xavier (9,9), 1950
Fewest Turnovers – 0, vs. Weber State, USC, 2014; vs. Arizona, 1999; vs. Illinois, 1988; vs. Arizona, 1983
Fumbles – 18, vs. Utah (10, 8), 1972

Fewest Fumbles – 0, at UCLA, 2015; vs. Weber State, 2014; vs. San Diego State, 2007; at Stanford, 2005; vs. Washington, 1990; vs. Stanford, 1988; vs. Arizona, 1956
Fumbles Lost – 12, vs. San Jose State (8, 4), 1970
Interceptions – 10, vs. Arizona (6, 4), 1981; vs. Utah (9, 1), 1975; vs. UTEP (5, 5), 1967; vs. Xavier (7, 3), 1949
Yards on Interception Returns – 176, vs. Washington State (129, 47), 1987

PENALTIES

Penalties – 37, vs. Washington State (17, 20), 1993
Fewest Penalties – 2, vs. Utah (2, 0), 1967; vs. West Texas State (1, 1), 1946
Yards – 370, vs. Washington State (175, 195), 1993
Fewest Yards – 36, vs. Wake Forest (3, 0), 1975
 Independent Team Stats Listed as (ASU, Opponent)

LONGEST STREAKS

GAMES WON

– 21, Last 6 games in 1969, All 11 in 1970, First 4 in 1971.

GAMES IN WHICH ASU SCORED

– 107, Last 6 games in 1995, First 5 games in 2004 -- 96 (current streak), Last 6 games in 2008 to end of 2015

GAMES SHUT OUT

– 9, 1903-04

WINNING SEASONS

– 11, 1955 to 1965

GAMES LOST

– 10, 1937-38

THE LAST TIME

ASU - TEAM

OFFENSE

SCORING (ALL GAMES)

Scored 40 or more points: 51 vs. California, Sep. 24, 2016
Scored 50 or more points: 51 vs. California, Sep. 24, 2016
Scored 60 or more points: 68 vs. Texas Tech, Sep. 10, 2016
Scored 70 or more points: 79 vs. Colorado State, Nov. 22, 1969
Was held to 10 or fewer points: 9 vs. #12 USC (Nov. 7, 2009)
Was held to 7 or fewer points: 0 at #8 USC, Oct. 11, 2008
Was held to 3 or fewer points: 0 at #8 USC, Oct. 11, 2008
Was shut out: 0 at #8 USC, Oct. 11, 2008
Was shut out in back-to-back game: at West Texas State, 0-13, vs. Arizona, 0-23 (1942)
Was held without an offensive touchdown: 0 at #4 Utah, Oct. 17, 2015
Allowed 40 or more points: 56 vs. Arizona, Nov. 25, 2016
Allowed 50 or more points: 56 vs. Arizona, Nov. 25, 2016
Allowed 60 or more points: 61 vs. Oregon, Oct. 29, 2015
Allowed 65 or more points: 77 at Nebraska, Sep. 16, 1995
Shutout opponent: vs. Sacramento State (Sep. 5, 2013)
Shutout opponent in back-to-back games: at Hardin-Simmons, 28-0, at BYU, 31-0 (1960)
Held an opponent without an offensive touchdown: at Washington (Oct. 25, 2014)

SCORING (HOME GAMES)

Scored 40 or more points: 51 vs. California, Sep. 24, 2016
Scored 50 or more points: 51 vs. California, Sep. 24, 2016
Scored 60 or more points: 68 vs. Texas Tech, Sep. 10, 2016
Scored 70 or more points: 79 vs. Colorado State, Nov. 22, 1969
Was held to 10 or fewer points: 9 vs. #12 USC, Nov. 7, 2009
Was held to 7 or fewer points: 7 vs. New Mexico State, Sep. 18, 1999
Was held to 3 or fewer points: 3 vs. Washington State, Oct. 19, 1991
Was Shutout: vs. USC, Nov. 12, 1988
Was shut out in back-to-back games: vs. Santa Ana AFB, 0-40, vs. Albuquerque AFB, 0-13, 1942
Was held without an offensive touchdown: vs. #12 Oregon, September 30, 2006
Allowed 40 or more points: 49 vs. Utah, Nov. 10, 2016
Allowed 50 or more points: 55 vs. Texas Tech, Sep. 10, 2016
Shutout Opponent: vs. Sacramento State, Sep. 5, 2013
Held an opponent without an offensive touchdown: vs. Sacramento State (Sep. 5, 2013)

SCORING (AWAY GAMES)

Scored 40 or more points: 46 at California, Nov. 28, 2015
Scored 50 or more points: 58 at New Mexico, Sep. 6, 2014
Scored 60 or more points: 62 at Stanford, Oct. 24, 1981
Scored 70 or more points: 72 at Northern Arizona, 1915
Was held to 10 or fewer points: 10 at Arizona, Dec. 6, 2008
Was held to 7 or fewer points: 0 at #8 USC, Oct. 11, 2008
Was held to 3 or fewer points: 0 at #8 USC, Oct. 11, 2008
Was Shutout: at #8 USC, Oct. 11, 2008
Was shut out in back-to-back games: at Northern Arizona, 0-13, at San Diego AFB, 0-26, 1933
Was held without an offensive touchdown: at #4 Utah, Oct. 17, 2015
Allowed 40 or more points: 56 at Arizona, Nov. 25, 2016
Allowed 50 or more points: 56 at Arizona, Nov. 25, 2016
Allowed 60 or more points: 77 at Nebraska, Sep. 16, 1995
Shutout Opponent: at UCLA, Oct. 24, 1992
Held an opponent without an offensive touchdown: at Washington (Oct. 25, 2014)

TOTAL OFFENSE

Had 500 or more total yards: 652 vs. Texas Tech, Sep. 10, 2016
Had 600 or more total yards: 652 vs. Texas Tech, Sep. 10, 2016
Had 650 or more total yards: 652 vs. Texas Tech, Sep. 10, 2016
Had 700 or more total yards: 742 vs. Oregon, Oct. 29, 2015
Had 750 or more total yards: 773 vs. Northwestern, Sep. 17, 2005
Was held to 300 total yards or fewer: 245 at Washington, Nov. 19, 2016
Was held to 250 total yards or fewer: 245 at Washington, Nov. 19, 2016
Was held to 200 total yards or fewer: 199 at Colorado, Oct. 15, 2016
Was held to 150 total yards or fewer: 122 vs. UCLA, Nov. 28, 2008

RUSHING OFFENSE

Had 150 or more rushing yards: 1164 vs. California, Sep. 24, 2016
Had 200 or more rushing yards: 205 at UTSA, Sep. 16, 2016
Had 250 or more rushing yards: 301 vs. Texas Tech, Sep. 10, 2016
Had 300 or more rushing yards: 301 vs. Texas Tech, Sep. 10, 2016
Had 350 or more rushing yards: 423 at New Mexico, Sep. 6, 2014
Had 400 or more rushing yards: 423 at New Mexico, Sep. 6, 2014
Had 450 or more rushing yards: 450 at Arizona, Nov. 23, 1996
Was held to 50 or fewer rushing yards: 15 at Washington, Nov. 19, 2016
Was held to 40 or fewer rushing yards: 15 at Washington, Nov. 19, 2016
Was held to 30 or fewer rushing yards: 15 at Washington, Nov. 19, 2016
Was held to 20 or fewer rushing yards: 15 at Washington, Nov. 19, 2016
Was held to 10 or fewer rushing yards: -11 vs. Boise State, MAACO Las Vegas Bowl, Dec. 22, 2011
Was held to negative rushing yards: -11 vs. Boise State, MAACO Las Vegas Bowl, Dec. 22, 2011

RUSHING TOUCHDOWNS

Had 4 or more rushing touchdowns: 7 vs. Texas Tech, Sep. 10, 2016
Had 5 or more rushing touchdowns: 7 vs. Texas Tech, Sep. 10, 2016
Was held without a rushing TD in back-to-back games: at California, vs. West Virginia, 2015
Was held without a rushing TD in three consecutive games: vs. Washington State, vs. UCLA, at Arizona, 2008

PASSING ATTEMPTS

Had 50 or more passing attempts: 60 at Arizona, Nov. 25, 2016
Had 55 or more passing attempts: 60 at Arizona, Nov. 25, 2016
Had 60 or more passing attempts: 60 at Arizona, Nov. 25, 2016
Had 65 or more passing attempts: 69 vs. UCLA, Sep. 25, 2014
Was held to 35 or fewer passing attempts: 33 at Washington, Nov. 19, 2016
Was held to 30 or fewer passing attempts: 24 vs. Washington State, Oct. 22, 2016
Was held to 25 or fewer passing attempts: 24 vs. Washington State, Oct. 22, 2016
Was held to 20 or fewer passing attempts: 20 vs. Navy, Kraft Fight Hunger Bowl, Dec. 29, 2012
Was held to 15 or fewer passing attempts: 11 vs. Iowa, Sun Bowl, Dec. 31, 1997
Was held to 10 or fewer passing attempts: 10 at Colorado State, Oct. 9, 1971

PASSING COMPLETIONS

Had 20 passing completions: 43 vs. Arizona, Nov. 25, 2016
Had 25 passing completions: 43 vs. Arizona, Nov. 25, 2016
Had 30 passing completions: 43 vs. Arizona, Nov. 25, 2016
Had 35 passing completions: 43 vs. Arizona, Nov. 25, 2016
Was held to 20 or fewer passing completions: 20 vs. Utah, Nov. 10, 2016
Was held to 15 or fewer passing completions: 14 vs. Washington State, Oct. 22, 2016
Was held to 10 or fewer passing completions: 10 at Georgia, Sep. 26, 2009
Was held to 8 or fewer passing completions: 6 vs. Oregon, Sep. 30, 2006
Was held to 5 or fewer passing completions: 5 vs. Iowa, Sun Bowl, Dec. 31, 1997

THE LAST TIME

PASSING OFFENSE

- Had 400 or more passing yards:** 418 vs. West Virginia, Cactus Bowl, Jan. 2, 2016
- Had 450 or more passing yards:** 510 at USC, Oct. 4, 2014
- Had 500 or more passing yards:** 510 at USC, Oct. 4, 2014
- Had 550 or more passing yards:** 559 at Oregon, Oct. 19, 2002
- Was held to 200 or fewer passing yards:** 167 vs. Washington State, Oct. 22, 2016
- Was held to 150 or fewer passing yards:** 149 at Colorado, Oct. 15, 2016
- Was held to 100 or fewer passing yards:** 33 vs. Oregon, Sep. 30, 2006
- Was held to 50 or fewer passing yards:** 33 vs. Oregon, Sep. 30, 2006

PASSING TOUCHDOWNS

- Had 5 passing touchdowns:** 5 vs. Oregon, Oct. 29, 2015
- Had 6 passing touchdowns:** 6 vs. UCLA, Oct. 23, 2004
- Had 7 passing touchdowns:** 7 vs. Stanford, Oct. 24, 1981
- Was held without a passing TD:** vs. Washington State, Oct. 22, 2016
- Was held without a passing TD in back-to-back games:** vs. Oregon State, at USC, 1995
- Was held without a passing TD in three consecutive games:** vs. Oregon State, at USC, vs. Stanford, 1995

PASSING INTERCEPTIONS

- Had 3 interceptions:** 3 at Oregon, Oct. 29, 2016
- Had 4 interceptions:** 4 vs. Oregon, Oct. 18, 2012
- Had 5 interceptions:** 5 vs. USC, Oct. 1, 2005
- Went 3 consecutive games without throwing an INT:** vs. Weber State, at New Mexico, at Colorado, 2014

FUMBLES ALLOWED

- Fumbled the ball 3 times:** 3 vs. USC, Sep. 26, 2015
- Fumbled the ball 4 times:** 5 vs. Texas A&M, Sep. 5, 2015
- Fumbled the ball 5 times:** 5 vs. Texas A&M, Sep. 5, 2015
- Went back-to-back games without fumbling:** at Oregon, vs. Utah, 2016

TURNOVERS ALLOWED

- Had 4 or more turnovers:** 4 vs. USC, Sep. 26, 2015
- Had 5 or more turnovers:** 7 vs. Oregon, Sep. 25, 2010
- Had 6 or more turnovers:** 7 vs. Oregon, Sep. 25, 2010

DEFENSE

SCORING DEFENSE (ALL GAMES)

- Shutout opponent:** vs. Sacramento State, Sep. 5, 2013 (55-0)
- Allowed 3 or fewer points:** 0 vs. Sacramento State, Sep. 5, 2013 (55-0)
- Allowed 7 or fewer points:** 0 vs. Sacramento State, Sep. 5, 2013 (55-0)
- Allowed 10 or fewer points:** 10 vs. New Mexico, Sep. 18, 2015 (34-10)
- Did not allow an offensive touchdown:** at Washington, Oct. 25, 2014 (24-10)
- Did not allow a touchdown:** vs. Sacramento State, Sep. 5, 2013 (55-0)

SCORING DEFENSE (HOME GAMES)

- Allowed 10 or fewer points:** 10 vs. New Mexico, Sep. 18, 2015 (34-10)
- Allowed 7 or fewer points:** 0 vs. Sacramento State, Sep. 5, 2013 (55-0)
- Allowed 3 or fewer points:** 0 vs. Sacramento State, Sep. 5, 2013 (55-0)
- Shutout its opponent:** vs. Sacramento State, Sep. 5, 2013 (55-0)
- Held opponent without an offensive touchdown:** vs. Sacramento State, Sep. 5, 2013 (55-0)
- Held opponent without a touchdown:** vs. Sacramento State, Sep. 5, 2013 (55-0)
- Allowed 40 or more points:** 49 vs. Utah, Nov. 10, 2016 (26-49)
- Allowed 50 or more points:** 55 vs. Texas Tech, Sep. 10, 2016 (68-55)

SCORING DEFENSE (AWAY GAMES)

- Allowed 10 or fewer points:** 10 at Washington, Oct. 25, 2014 (24-10)
- Allowed 7 or fewer points:** 3 at Stanford, Sep. 29, 2007 (41-3)
- Allowed 3 or fewer points:** 3 at Stanford, Sep. 29, 2007 (41-3)
- Shutout its opponent:** at UCLA, Oct. 24, 1992 (20-0)
- Held opponent without an offensive touchdown:** at Washington, Oct. 25, 2014 (24-10)
- Held opponent without a touchdown:** at Stanford, Sep. 29, 2007 (41-3)
- Allowed 40 or more points:** 56 at Arizona, Nov. 25, 2016 (35-56)
- Allowed 50 or more points:** 56 at Arizona, Nov. 25, 2016 (27-62)
- Allowed 60 or more points:** 62 vs. UCLA, Sep. 25, 2014 (27-62)

TOTAL DEFENSE

- Allowed 250 or fewer total yards:** 241 vs. Utah, Nov. 1, 2014
- Allowed 200 or fewer total yards:** 167 vs. Sacramento State, Sep. 5, 2013
- Allowed 150 or fewer total yards:** 37 vs. Idaho State, Sep. 5, 2009
- Allowed 125 or fewer total yards:** 37 vs. Idaho State, Sep. 5, 2009
- Allowed 100 or fewer total yards:** 37 vs. Idaho State, Sep. 5, 2009
- Allowed 500 or more total yards:** 588 at Arizona, Nov. 25, 2016
- Allowed 550 or more total yards:** 588 at Arizona, Nov. 25, 2016
- Allowed 600 or more total yards:** 734 at Oregon, Nov. 25, 2016
- Allowed 650 or more total yards:** 734 at Oregon, Nov. 25, 2016

DEFENSIVE FIRST DOWNS ALLOWED

- Allowed 15 or fewer first downs:** 15 vs. New Mexico, Sep. 18, 2015
- Allowed 10 or fewer first downs:** 6 vs. Sacramento State, Sep. 5, 2013
- Allowed 7 or fewer first downs:** 6 vs. Sacramento State, Sep. 5, 2013
- Allowed 5 or fewer first downs:** 4 vs. San Jose State, Sep. 15, 1984
- Allowed 30 or more first downs:** 30 at Oregon, Oct. 29, 2016
- Allowed 35 or more first downs:** 36 at Arizona, Nov. 23, 2012

TACKLES FOR A LOSS

- Recorded 10 tackles for a loss:** 11.0 at Oregon, Oct. 29, 2016
- Recorded 11 tackles for a loss:** 11.0 at Oregon, Oct. 29, 2016
- Recorded 12 tackles for a loss:** 13.0 at #4 Utah, Oct. 17, 2015
- Recorded 13 tackles for a loss:** 13.0 at #4 Utah, Oct. 17, 2015
- Recorded 14 tackles for a loss:** 15.0 vs. Washington State, Oct. 30, 2010
- Recorded 15 tackles for a loss:** 15.0 vs. Washington State, Oct. 30, 2010

RUSHING DEFENSE

- Allowed 100 or fewer rushing yards:** -52 vs. Washington State, Oct. 22, 2016
- Allowed 90 or fewer rushing yards:** -52 vs. Washington State, Oct. 22, 2016
- Allowed 80 or fewer rushing yards:** -52 vs. Washington State, Oct. 22, 2016
- Allowed 70 or fewer rushing yards:** -52 vs. Washington State, Oct. 22, 2016
- Allowed 60 or fewer rushing yards:** -52 vs. Washington State, Oct. 22, 2016
- Allowed 50 or fewer rushing yards:** -52 vs. Washington State, Oct. 22, 2016
- Allowed 40 or fewer rushing yards:** -52 vs. Washington State, Oct. 22, 2016
- Allowed 30 or fewer rushing yards:** -52 vs. Washington State, Oct. 22, 2016
- Allowed 20 or fewer rushing yards:** -52 vs. Washington State, Oct. 22, 2016
- Allowed 10 or fewer rushing yards:** -52 vs. Washington State, Oct. 22, 2016
- Allowed 0 or fewer rushing yards:** -52 vs. Washington State, Oct. 22, 2016
- Allowed -10 or fewer rushing yards:** -52 vs. Washington State, Oct. 22, 2016
- Allowed 250 or more rushing yards:** 511 at Arizona, Nov. 25, 2016
- Allowed 300 or more rushing yards:** 511 at Arizona, Nov. 25, 2016
- Allowed 350 or more rushing yards:** 511 at Arizona, Nov. 25, 2016
- Allowed 400 or more rushing yards:** 511 at Arizona, Nov. 25, 2016

DEFENSIVE SACKS

- Had 3 sacks:** 4.0 at Oregon, Oct. 29, 2016
- Had 4 sacks:** 4.0 at Oregon, Oct. 29, 2016
- Had 5 sacks:** 7.0 vs. Washington State, Oct. 22, 2016
- Had 6 sacks:** 7.0 vs. Washington State, Oct. 22, 2016
- Was held without a sack in back to back games:** at Washington Nov. 19, 2016, at Arizona Nov. 25, 2016

THE LAST TIME

PASSING DEFENSE

Allowed 150 or fewer passing yards: 77 at Arizona, Nov. 25, 2016

Allowed 100 or fewer passing yards: 77 at Arizona, Nov. 25, 2016

Allowed 75 or fewer passing yards: 46 vs. Cal Poly, Sep. 12, 2015

Allowed 60 or fewer passing yards: 46 vs. Cal Poly, Sep. 12, 2015

Allowed 50 or fewer passing yards: 46 vs. Cal Poly, Sep. 12, 2015

Allowed 40 or fewer passing yards: 37 vs. Navy, Kraft Fight Hunger Bowl, Dec. 29, 2012

Allowed 350 or more passing yards: 489 at Oregon, Oct. 29, 2016

Allowed 400 or more passing yards: 489 at Oregon, Oct. 29, 2016

Allowed 450 or more passing yards: 489 at Oregon, Oct. 29, 2016

DEFENSIVE INTERCEPTIONS

Had 3 interceptions: 3 at Colorado, Oct. 8, 2016

Had 4 interceptions: 4 vs. Washington State, Nov. 22, 2014

Had 5 interceptions: 5 vs. Oregon State, Sep. 22, 2007

PASS BREAKUPS

Had 10 or more pass breakups: 11 vs. Oregon State, Oct. 1, 2011

Was held without a pass breakup: vs. Cal Poly, Sep. 12, 2015

FORCED TURNOVERS

Forced 3 or more turnovers: 4 vs. UCLA, Oct. 8, 2016

Forced 4 or more turnovers: 4 vs. UCLA, Oct. 8, 2016

Forced 5 or more turnovers: 5 vs. Washington State, Nov. 22, 2014

Forced 6 or more turnovers: 7 at Washington State, Oct. 10, 2009

Forced 7 or more turnovers: 7 at Washington State, Oct. 10, 2009

FORCED FUMBLES

Forced 4 or more fumbles: 4 at UCLA, Nov. 5, 2011

Forced 5 or more fumbles: 5 at Washington State, Oct. 10, 2009

Forced 6 or more fumbles: 6 vs. #10 Washington, Oct. 14, 2000

Forced 7 or more fumbles: 7 at Washington, Oct. 16, 1999

DEFENSIVE MISCELLANEOUS

Returned an interception for a touchdown: vs. California, Sep. 24, 2016

Returned a fumble for a touchdown: at Arizona, Nov. 25, 2016

Recorded a safety: vs. Texas Tech, Sep. 10, 2016

SPECIAL TEAMS

PUNT RETURN

Had 100 or more punt return yards: vs. Northern Arizona, Sep. 11, 2010

Returned a punt for a touchdown: vs. Washington State, Oct. 22, 2016

Blocked a punt: vs. Colorado, Oct. 10, 2015

Returned a blocked punt for a touchdown: at California, Oct. 23, 2010

KICKOFF RETURNS

Returned a kickoff for a touchdown: vs. California Sep. 24, 2016

Returned an opening kickoff for a touchdown: at Washington State, Nov. 12, 2011

PUNTING

Had a punt blocked: vs. Arizona, Nov. 28, 2014

Had a punt blocked and returned for a Touchdown: vs. California, Oct. 23, 2010

Had 10 or more punts: 10 at Colorado, Oct. 15, 2016

Forced 10 or more punts: 11 vs. Washington, Oct. 19, 2013

FIELD GOALS AND PATS

Blocked a PAT attempt: vs. West Virginia, Cactus Bowl, Jan. 2, 2016

Blocked a FG attempt: at Washington, Oct. 25, 2014

Returned a blocked FG for a touchdown: at California, Oct. 23, 2010

Had a PAT blocked: vs. New Mexico, Sep. 6, 2014

Missed a PAT attempt: vs. Navy, Kraft Fight Hunger Bowl, Dec. 29, 2012

Had a FG Blocked: vs. Stanford, Oct. 18, 2014.

MISCELLANEOUS

VS. NATIONALLY-RANKED OPPONENTS

Defeated a ranked opponent: at #7 UCLA, Oct. 3, 2015 (38-23)

Defeated a ranked opponent at home: vs. #8 Notre Dame, Nov. 8, 2014 (55-31)

Defeated a ranked opponent on the road: at #7 UCLA, Oct. 3, 2015 (38-23)

Defeated a ranked opponent in back-to-back games: vs. #18 Utah, vs. #8 Notre Dame, 2014

Defeated a ranked opponent in three consecutive games: at #15 UCLA, at #15 USC, vs. #6 Washington, 1986

Lost to a ranked opponent: at #6 Washington, Nov. 19, 2016 (18-44)

Lost to a ranked opponent at home: vs. #13 Utah, Nov. 10, 2016 (26-49)

Lost to a ranked opponent on the road: at #6 Washington, Nov. 19, 2016 (18-44)

Lost to ranked opponent at a neutral site: vs. #6 Boise State, MAACO Las Vegas Bowl, Dec. 22, 2011

Lost to an unranked opponent at home: vs Washington State, Oct. 22, 2016 (32-37)

Lost to an unranked team on the road: at Arizona, Nov. 25, 2016 (35-56)

Shut out a ranked opponent: vs. #1 Nebraska, Sep. 21, 1996

Played to a tie: 17-17, at Oregon State, 10/14/89

Played to a 0-0 tie: vs. New Mexico, Oct. 11, 1941

Played in an overtime game: vs. Oregon (55-61), Oct. 29, 2015

Played in an overtime game vs. ranked opponent: vs. #20 Missouri (37-30), 9/9/11

Lost a game and did not commit a turnover: vs. West Virginia, Cactus Bowl, Jan. 2, 2015

MARGIN OF VICTORY/DEFEAT

Won by 40 or more points: 41 vs. Colorado, Oct. 12, 2013 (54-13)

Won by 50 or more points: 55 vs. Sacramento State, Sep. 5, 2013 (55-0)

Won by 60 or more points: 63 vs. UTEP, Oct. 22, 1973 (66-3)

Lost by 30 or more points: 35 vs. #11 UCLA, Sep. 25, 2014 (27-62)

Lost by 40 or more points: 50 vs. USC, Nov. 12, 1988, (0-50)

Lost by 50 or more points: 50 vs. USC, Nov. 12, 1988, (0-50)

FIRST DOWNS

Had 30 or more first downs: 34 vs. Texas Tech, Sep. 10, 2016

Had 35 or more first downs: 37 vs. Oregon, Oct. 29, 2015

Was held to 20 or fewer first downs: 19 at Arizona, Nov. 25, 2016

Was held to 15 or fewer first downs: 14 at Washington, Nov. 19, 2016

Was held to 10 or fewer first downs: 7 at Colorado, Oct. 15, 2016

TIME OF POSSESSION

Had 35:00 or more time of possession: 35:56 at Arizona, Nov. 25, 2016

Had 37:00 or more time of possession: 37:38 at California, Nov. 28, 2015

Was held to 23:00 or fewer time of possession: 22:42 at USC, Oct. 4, 2014

Was held to 20:00 or fewer time of possession: 17:35 vs. Stanford, Nov. 13, 2010

Was held to 19:00 or fewer time of possession: 17:35 vs. Stanford, Nov. 13, 2010

PENALTIES

Had 10 or more penalties: 10 vs. Boise State, Dec. 22, 2011

Had 15 or more penalties: 16 at Washington, Oct. 28, 2006

Had 5 or fewer penalties: 4 vs. Washington State, Oct. 22, 2016

Had 4 or fewer penalties: 4 vs. Washington State, Oct. 22, 2016

Had 3 or fewer penalties: 2 at Colorado, Oct. 15, 2016

PENALTY YARDS

Had 100 or more penalty yards: 121 vs. California, Nov. 25, 2011

Had 125 or more penalty yards: 131 vs. Northern Arizona, Sep. 11, 2010

Had 150 or more penalty yards: 153 at North Carolina, Oct. 18, 2003

Had 40 or fewer penalty yards: 40 yards vs. Washington State, Oct. 22, 2016

Had 30 or fewer penalty yards: 20 at at Colorado, Oct. 15, 2016

Had 20 or fewer penalty yards: 20 at at Colorado, Oct. 15, 2016

THE LAST TIME

ASU - INDIVIDUAL

OFFENSE

RUSHING

- Rushed for 100 or more yards:** Kalen Ballage & Demario Richard (137, 109) California, Nov. 28, 2015 vs. Texas Tech, Sep. 10, 2016
- Rushed for 150 or more yards:** 216, D.J. Foster vs. New Mexico, Sep. 6, 2014
- Rushed for 200 or more yards:** 216, D.J. Foster vs. New Mexico, Sep. 6, 2014
- Quarterback rushed for 100 or more yards:** 135, Taylor Kelly vs. Texas Tech, Dec. 30, 2013, Holiday Bowl
- Had 2 100-yard rushers:** Kalen Ballage & Demario Richard (137, 109) California, Nov. 28, 2015 vs. Texas Tech, Sep. 10, 2016
- Had a run of 50 or more yards:** 75, Kalen Ballage vs. Texas Tech, Sep. 5, 2016
- Had a run of 60 or more yards:** 75, Kalen Ballage vs. Texas Tech, Sep. 5, 2016
- Had a run of 70 or more yards:** 75, Kalen Ballage vs. Texas Tech, Sep. 5, 2016
- Rushed for 3 or more touchdowns:** 3, Manny Wilkins vs. California, Sep. 24, 2016
- Rushed for 4 or more touchdowns:** 7, Kalen Ballage vs. Texas Tech, Sep. 10, 2016
- Had 2 players rush for 2 touchdowns:** D.J. Foster and De'Marleya Nelson vs. Arizona, Nov. 30, 2013

PASSING

- Had 50 or more passing attempts:** 58, Manny Wilkins at Arizona, Nov. 25, 2016
- Had 55 or more passing attempts:** 58, Manny Wilkins at Arizona, Nov. 25, 2016
- Had 60 or more passing attempts:** 68, Mike Bercovici vs. UCLA, Sep. 25, 2014
- Had 20 or more completions:** 43, Manny Wilkins at Arizona, Nov. 25, 2016
- Had 25 or more completions:** 43, Manny Wilkins at Arizona, Nov. 25, 2016
- Had 30 or more completions:** 43, Manny Wilkins at Arizona, Nov. 25, 2016
- Completed a pass of 50 or more yards:** 71, Manny Wilkins vs. Utah, Nov. 10, 2016
- Completed a pass of 60 or more yards:** 71, Manny Wilkins vs. Utah, Nov. 10, 2016
- Completed a pass of 70 or more yards:** 71, Manny Wilkins vs. Utah, Nov. 10, 2016
- Passed for 350 or more yards:** 372, Manny Wilkins at Arizona, Nov. 25, 2016
- Passed for 400 or more yards:** 418, Mike Bercovici vs. West Virginia, Cactus Bowl, Jan. 2, 2016
- Passed for 450 or more yards:** 510, Mike Bercovici at #16 USC, Oct. 4, 2014
- Passed for 500 or more yards:** 510, Mike Bercovici at #16 USC, Oct. 4, 2014
- Non-QB threw a touchdown pass:** Kalen Ballage, Oct. 29, 2016
- Passed for 4 or more touchdowns:** 4, Mike Bercovici vs. West Virginia, Cactus Bowl, Jan. 2, 2016
- Passed for 5 or more touchdowns:** 5, Mike Bercovici vs. Oregon, Oct. 29, 2015
- Passed for 6 or more touchdowns:** 6, Andrew Walter vs. UCLA, 10/23/04
- Passed for 7 or more touchdowns:** 7, Mike Pagel vs. Stanford, 10/24/81
- Threw 3 or more interceptions:** 3, Dillon Sterling-Cole at Oregon, 10/29/16
- Threw 4 or more interceptions:** 4, Steven Threet vs Oregon, 9/25/10
- Threw 5 or more interceptions:** 5, Sam Keller vs. Southern California, Oct. 1, 2005

RECEIVING

- Caught 8 or more passes:** 12, Frederick Gammage at Arizona, Nov. 25, 2016
- Caught 9 or more passes:** 12, Frederick Gammage at Arizona, Nov. 25, 2016
- Caught 10 or more passes:** 12, Frederick Gammage at Arizona, Nov. 25, 2016
- Caught 11 or more passes:** 12, Frederick Gammage at Arizona, Nov. 25, 2016
- Caught 12 or more passes:** 12, Frederick Gammage at Arizona, Nov. 25, 2016
- Caught 13 or more passes:** 13, Gerell Robinson vs Boise State 12/22/11
- Had 100 or more receiving yards:** 116, Frederick Gammage at Arizona, Nov. 25, 2016
- Had 125 or more receiving yards:** 144, Devin Lucien vs. West Virginia, Cactus Bowl, Jan. 2, 2016
- Had 150 or more receiving yards:** 200, Devin Lucien at California, Nov. 28, 2015
- Had 175 or more receiving yards:** 200, Devin Lucien at California, Nov. 28, 2015
- Had 200 or more receiving yards:** 200, Devin Lucien at California, Nov. 28, 2015
- Had 225 or more receiving yards:** 241, Gerell Robinson vs Boise State, 12/22/11
- Had a reception of 50 or more yards:** 71, Kalen Ballage vs. Utah, Nov. 10, 2016
- Had a reception of 60 or more yards:** 71, Kalen Ballage vs. Utah, Nov. 10, 2016
- Had a reception of 70 or more yards:** 71, Kalen Ballage vs. Utah, Nov. 10, 2016
- Had a reception of 80 or more yards:** 93, DeMario Richard vs. New Mexico, Sep. 18, 2015
- Had 2 or more receiving touchdowns:** 2, Jay Jay Wilson at Washington, Nov. 19, 2016
- Had 3 or more receiving touchdowns:** 3, Devin Lucien at California, Nov. 28, 2015

ALL-PURPOSE

- Scored 4 or more touchdowns:** 8, Kalen Ballage vs. Texas Tech, Sep. 10, 2016
- Had 200 or more all purpose yards:** 215 yards, Tim White, at Arizona, Nov. 25, 2016
- Had 250 or more all purpose yards:** 289 yards, Tim White, vs. WVU, Cactus Bowl, Jan. 2, 2016
- Had 300 or more all purpose yards:** 350 yards, J.R. Redmond, vs USC, 10/3/98

DEFENSE

INTERCEPTIONS

- Had 2 or more interceptions:** 2, De'Chavon Hayes vs Texas Tech, Sep. 10, 2016
- Defensive lineman had an interception:** 1, Marcus Hardison, 11/22/14

TACKLES

- Had 13 or more tackles:** 14, Marcus Ball at Oregon, Oct. 29, 2016
- Had 14 or more tackles:** 14, Marcus Ball at Oregon, Oct. 29, 2016
- Had 15 or more tackles:** 17, Antonio Longino vs. Duke, Dec. 27, 2014
- Had 16 or more tackles:** 17, Antonio Longino vs. Duke, Dec. 27, 2014
- Had 20 or more tackles:** 20, Jordan Simone at USC, Oct. 4, 2014

SACKS

- Had 2 or more sacks:** 3.0, Koron Crump vs. Washington State, Oct. 22, 2016
- Had 3 or more sacks:** 3.0, Koron Crump vs. Washington State, Oct. 22, 2016

TACKLES FOR LOSS

- Had 2 or more tackles for a loss:** 2.0, Tashon Smallwood vs. Utah, Nov. 10, 2016
- Had 3 or more tackles for a loss:** 3.0, JoJo Wicker at Oregon, Oct. 29, 2016
- Had 4 or more tackles for a loss:** 4.0, Antonio Longino vs. Arizona, Nov. 21, 2015

FORCED FUMBLES

- Had 2 or more forced fumbles:** 2, Carl Bradford at Washington State, 10/31/13

FUMBLE RECOVERIES

- Had a fumble recovery:** Koron Crump at Arizona, Nov. 25, 2016

MISCELLANEOUS

- Returned an INT for a touchdown:** 28, Laiu Moeakiola vs. California, Sep. 24, 2016

SPECIAL TEAMS

PUNT RETURN

- Had a punt return for a touchdown:** Tim White vs. Washington State, Oct. 22, 2016
- Blocked a punt:** Dasmond Tautalatasi vs. Colorado, Oct. 10, 2015
- Returned a blocked punt for a touchdown:** Oliver Aaron at California, Oct. 23, 2010

KICKOFF RETURN

- Had a kick return for a touchdown:** 42, DJ Calhoun vs. California, Sep. 24, 2016

PUNTING

- Punted 9 times or more:** 10, Matt Haack, Colorado, Oct. 10, 2016
- Averaged 50 or more yards (min. 5 attempts):** 52.1 yards, Matt Haack, at Colorado, 10/15/16
- Had a 60-yard punt or longer:** 76 yards, Matt Haack, at Colorado, Oct. 10, 2016
- Had a 70-yard punt or longer:** 76 yards, Matt Haack, at Colorado, Oct. 10, 2016

FIELD GOALS AND PATS

- Made a 45-yard field goal or longer:** 50 yards, Zane Gonzalez, at Washington, 11/19/16
- Made a 47-yard field goal or longer:** 50 yards, Zane Gonzalez, at Washington, 11/19/16
- Made a 50-yard field goal or longer:** 50 yards, Zane Gonzalez, at Washington, 11/19/16
- Made a 52-yard field goal or longer:** 59 yards, Zane Gonzalez, at Colorado, 10/15/16
- Made 3 or more field goals:** 3, Zane Gonzalez at Colorado, Oct. 10, 2016
- Made 4 or more field goals:** 4, Zane Gonzalez at UTSA, Sep. 16, 2016
- Made 10 consecutive field goals:** 17, Zane Gonzalez 9/16/16 - 11/19/16

THE LAST TIME

OPPONENTS - TEAM

OFFENSE

RUSHING ATTEMPTS

Had 40 or more rushing attempts: 48, Arizona, Nov. 25, 2016

Had 50 or more rushing attempts: 52, Colorado, Oct. 15, 2016

Had 60 or more rushing attempts: 71, Cal Poly, Sep. 12, 2015

Was held to 25 or fewer rushing attempts: 22, Utah, Nov. 10, 2016

Was held to 24 or fewer rushing attempts: 22, Utah, Nov. 10, 2016

Was held to 23 or fewer rushing attempts: 22, Utah, Nov. 10, 2016

Was held to 22 or fewer rushing attempts: 22, Utah, Nov. 10, 2016

RUSHING TOUCHDOWNS

Had 4 or more rushing touchdowns: 7, Arizona, Nov. 25, 2016

Had 5 or more rushing touchdowns: 7, Arizona, Nov. 25, 2016

Had 6 or more rushing touchdowns: 7, Arizona, Nov. 25, 2016

PASSING ATTEMPTS

Had 55 or more passing attempts: 56, California, Sep. 24, 2016

Had 60 or more passing attempts: 76, Washington State, Nov. 22, 2014

Was held to 30 or fewer passing attempts: 8, Arizona, Nov. 25, 2016

Was held to 25 or fewer passing attempts: 8, Arizona, Nov. 25, 2016

Was held to 20 or fewer passing attempts: 8, Arizona, Nov. 25, 2016

Was held to 15 or fewer passing attempts: 8, Arizona, Nov. 25, 2016

PASSING COMPLETIONS

Had 35 or more passing completions: 42, Washington State, Oct. 22, 2016

Had 37 or more passing completions: 42, Washington State, Oct. 22, 2016

Had 40 or more passing completions: 42, Washington State, Oct. 22, 2016

Was held to 15 or fewer passing completions: 3, Arizona, Nov. 25, 2016

Was held to 10 or fewer passing completions: 3, Arizona, Nov. 25, 2016

PASSING TOUCHDOWNS

Had 4 or more touchdowns: 4, Utah, Nov. 10, 2016

Had 5 or more touchdowns: 5, California, Sep. 24, 2016

Had 6 or more touchdowns: 6, Oregon, Nov. 3, 2001

DEFENSE

TACKLES FOR A LOSS

Recorded 10 or more tackles for a loss: 21.0, Utah, Nov. 10, 2016

Recorded 11 or more tackles for a loss: 21.0, Utah, Nov. 10, 2016

Recorded 12 or more tackles for a loss: 21.0, Utah, Nov. 10, 2016

DEFENSIVE SACKS

Had 3 or more sacks: 6.0, Washington, Nov. 19, 2016

Had 4 or more sacks: 6.0, Washington, Nov. 19, 2016

Had 5 or more sacks: 6.0, Washington, Nov. 19, 2016

Had 6 or more sacks: 6.0, Washington, Nov. 19, 2016

Had 7 or more sacks: 10.0, Utah, Nov. 10, 2016

PASS BREAKUPS

Had 10 or more pass breakups: 14, Arizona, Nov. 19, 2011

Had 11 or more pass breakups: 14, Arizona, Nov. 19, 2011

Had 12 or more pass breakups: 14, Arizona, Nov. 19, 2011

Had 13 or more pass breakups: 14, Arizona, Nov. 19, 2011

DEFENSIVE MISCELLANEOUS

Returned an interception for a touchdown: 34 yards, Chase Hansen, Utah, Nov. 10, 2016

Returned a fumble for a touchdown: 94 yards, Chris Hawkins, USC, Sep. 26, 2015

Recorded a safety: Stanford, 9/21/13

SPECIAL TEAMS

PUNT RETURN

Returned a punt for a touchdown: Texas A&M, Sep. 5, 2015

Returned a blocked punt for a touchdown: California, Oct. 23, 2010

KICKOFF RETURN

Returned a kickoff for a touchdown: Washington, Nov. 19, 2016

FIELD GOALS AND PATS

Blocked a field goal attempt/PAT: Stanford, Oct. 18, 2014

Missed a PAT attempt: Washington State, Oct. 22, 2016

MISCELLANEOUS

TOTAL PLAYS

Had 90 or more total plays: 93, California, 9/24/16

Was held to 65 or fewer total plays: 59, Utah, 11/10/16

Was held to 60 or fewer total plays: 59, Utah, 11/10/16

Was held to 55 or fewer total plays: 54, Sacramento State, 9/5/13

FIRST DOWNS

Had 30 or more first downs: 30, Washington State, 11/22/14

Had 35 or more first downs: 36, Arizona, Nov. 23, 2012

Was held to 15 or fewer first downs: 15, New Mexico, Sep. 18, 2015

Was held to 10 or fewer first downs: 6, Sacramento State, 9/5/13

Was held to 8 or fewer first downs: 6, Sacramento State, 9/5/13

Was held to 5 or fewer first downs: 4, Idaho State, Sep. 5, 2009

PENALTIES

Had 10 or more penalties: 11, NAU, Sep. 3, 2016

Had 3 or fewer penalties: 3, Washington State, Oct. 22, 2016

Had 2 or fewer penalties: 2, Washington State, Nov. 7, 2015

Had no penalties: Temple, Sep. 1, 2005

PENALTY YARDS

Had 100 or more penalty yards: 101 yards, Arizona, 11/26/16

Had 125 or more penalty yards: 139 yards, Oregon State, 10/1/11

Had 30 or fewer penalty yards: 25 yards, Washington State, Oct. 22, 2016

Had 20 or fewer penalty yards: 20 yards, Colorado, Oct. 15, 2016

Had 10 or fewer penalty yards: 0, Temple, Sep. 1, 2005

Had no penalty yards: Temple, Sep. 1, 2005

OPPONENTS - INDIVIDUAL

OFFENSE

RUSHING

Rushed for 100 or more yards: 187 yards, Brandon Dawkins, Arizona, Nov. 25, 2016

Rushed for 150 or more yards: 187 yards, Brandon Dawkins, Arizona, Nov. 25, 2016

Rushed for 200 or more yards: 219 yards, Phillip Lindsay, Colorado, 10/15/16

Quarterback rushed for 100 or more yards: 187 yards, Brandon Dawkins, Arizona, Nov. 25, 2016

Had a run of 50 yards or more: 71, Brandon Dawkins, Arizona, Nov. 25, 2016

Had a run of 55 yards or more: 71, Brandon Dawkins, Arizona, Nov. 25, 2016

Had a run of 60 yards or more: 71, Brandon Dawkins, Arizona, Nov. 25, 2016

Had a run of 65 yards or more: 71, Brandon Dawkins, Arizona, Nov. 25, 2016

Had a run of 70 yards or more: 71, Brandon Dawkins, Arizona, Nov. 25, 2016

RECORDS

THE LAST TIME

PASSING

Had 55 or more passing attempts: 56, Davis Webb, California, Sep. 24, 2016
Had 60 or more passing attempts: 74, Luke Falk, Washington State, 11/22/14
Had 30 or more completions: 31, Justin Herbert, Oregon, Oct. 29, 2016
Had 35 or more completions: 42, Luke Falk, Washington State, Oct. 22, 2016
Had 40 or more completions: 42, Luke Falk, Washington State, Oct. 22, 2016
Completed a pass of 50 or more yards: 64 yards, Brandon Dawkins, Arizona, Nov. 25, 2016
Completed a pass of 60 or more yards: 64 yards, Brandon Dawkins, Arizona, Nov. 25, 2016
Completed a pass of 70 or more yards: 75 yards, Jake Browning, Washington, Nov. 29, 2016
Completed a pass of 80 or more yards: 87 yards, Case Cookus, NAU, Sep. 3, 2016
Passed for 350 or more yards: 398, Luke Falk, Washington State, Oct. 22, 2016
Passed for 400 or more yards: 478, Davis Webb, California, Sep. 24, 2016
Passed for 500 or more yards: 540, Patrick Mahomes, Texas Tech, Sep. 10, 2016
Passed for 4 or more touchdowns: 4, Troy Williams, Utah, Nov. 10, 2016
Passed for 5 or more touchdowns: 5, Davis Webb, California, Sep. 24, 2016
Passed for 6 or more touchdowns: 6, Joey Harrington, Oregon, Nov. 3, 2001
Threw 3 or more interceptions: 3, Jake Browning, Washington, Nov. 14, 2015
Threw 4 or more interceptions: 4, Luke Falk, Washington State, 11/22/14
Threw 5 or more interceptions: Sean Canfield, Oregon State, Sep. 22, 2009

RECEIVING

Caught 9 or more passes: 12, John Ross, Washington, 11/19/16
Caught 10 or more passes: 12, John Ross, Washington, 11/19/16
Caught 11 or more passes: 12, John Ross, Washington, 11/19/16
Had 100 or more receiving yards: 105 yards, Dante Pettis, Washington, 11/19/16
Had 150 or more receiving yards: 252, Vince Mayle, Washington State, 11/22/14
Had 175 or more receiving yards: 252, Vince Mayle, Washington State, 11/22/14
Had 200 or more receiving yards: 252, Vince Mayle, Washington State, 11/22/14
Had a reception of 50 or more yards: 64 yards, Nate Phillips, Arizona, Nov. 25, 2016
Had a reception of 60 or more yards: 64 yards, Nate Phillips, Arizona, Nov. 25, 2016
Had a reception of 70 or more yards: 75 yards, Chico McClatcher, Washington, Nov. 19, 2016
Had a reception of 80 or more yards: 87 yards, Elijah Marks, Arizona, Sep. 3, 2016
Had two or more 100-yard receivers: Chad Hansen (110 yards) and Demetris Robertson (103 yards), California, Sep. 24, 2016
Had three or more receiving touchdowns: 3, Raelon Singleton, Utah, 11/10/16

ALL-PURPOSE

Had 200 or more all-purpose yards: 202, Joe Williams, Utah, Nov. 10, 2016
Had 225 or more all-purpose yards: 239, Phillip Lindsay, Colorado, 10/15/16
Had 250 or more all-purpose yards: 252, Vince Mayle, Washington State, 11/22/14

DEFENSE

INTERCEPTIONS

Had 2 or more interceptions: 2, Jordan Poyer, Oregon State, 10/1/11

TACKLES

Had 15 or more tackles: 16, Hard Nickerson, California, Nov. 28, 2015
Had 16 or more tackles: 16, Hard Nickerson, California, Nov. 28, 2015
Had 17 or more tackles: Deone Bucannon, Washington State, 11/17/12

SACKS

Had 2 or more sacks: 2.0, Tevis Bartlett, Washington, Nov. 19, 2016
Had 3 or more sacks: 5.0, Hunter Dimick, Utah, Nov. 10, 2016

FORCED FUMBLES

Had a forced fumble: Taylor Rapp, Washington, Nov. 19, 2016
Had a fumble recovery: Darren Gardenhire, Washington, Nov. 19, 2016

MISCELLANEOUS

Returned an interception for a touchdown: 34 yards, Chase Hansen, Utah, Nov. 10, 2016
Returned a fumble for a touchdown: 94 yards, Chris Hawkins, USC, Sep. 26, 2015

SPECIAL TEAMS

PUNT RETURN

Had a punt return for a touchdown: Christian Dirk, Texas A&M, Sep. 5, 2015

KICKOFF RETURN

Had a kickoff return for a touchdown: Keishawn Bierria, Washington, Nov. 19, 2016

PUNTING

Punted 9 times: 9, Yannis Routsas, Texas San Antonio, Sep. 16, 2016
Averaged 50 or more yards per punt (min. 5 attempts): 52.8 yards, Drew Kaser, Texas A&M, Sep. 5, 2015
Had a 60-yard punt: 60 yards, Dylan Klumph, California, Sep. 24, 2016
Had a 70-yard punt: 70 yards, Tom Hackett, Utah, 11/9/13
Had 5 or more punts land inside the 20: 5, Tom Hackett, Utah, Oct. 17, 2015

FIELD GOALS AND PATS

Made a 45-yard field goal: 49 yards, Matt Boermeester, USC, Oct. 1, 2016
Made a 50-yard field goal: 53 yards, Ka'imi Fairbairn, UCLA, Oct. 3, 2015
Made 3 or more field goals: 3, Cameron Van Winkle, Washington, Nov. 19, 2016
Made 4 or more field goals: 4, Aidan Schneider, Oregon, 10/29/16





SUN DEVIL Football Seniors

4 Koron Crump, LB // 65 A.J. McCollum, OL // 90 Tashon Smallwood, DL // 21 Chad Adams, DB // 63 Mitchell Fraboni, LS
4 Demario Richard, RB // 48 Frank Ogas, LB // 3 DJ Calhoun, LB // 55 Corey Smith, OL // 16 Maurice Chandler, DB
75 Tyler McClure, OL // 17 J'Marcus Rhodes, DB // 35 Jacom Brimhall, RB // 7 Kalen Ballage, RB // 14 Ryan Jenkins, WR
22 Mark Cosgrove, FB // 31 Marcus Ball, LB (not pictured) // 44 Alani Latu, LB (not pictured)



One goal. Champions.

Carson Student-Athlete Center, P.O. Box 872505 // Tempe, AZ 85287-2505 // 480-965-3482 // Sparkycares@asu.edu
📱 Arizona State Sun Devils 📷 SunDevilAthletics 🐦 TheSunDevils 📺 ASU Athletics TheSunDevils.com

