

We reserve the right to change or revise specifications and product design in connection with any feature of our products. Such changes do not entitle the buyer to corresponding changes, improvements, additions or replacements for equipment previously sold or shipped.

Item	Part #	Description	Wiring Item #	Item	Part #	Description	Wiring Item #
FAN ASSEMBLIES AND THERMOSTATS				LAMPS AND BALLASTS			
A.	<u>9W Fan Assembly</u>		(1)	C.	0376409	Ballast, Electronic 2 lamps	(3)
	0047000	Fan Motor, Evaporator		C.	0376410	Ballast, Electronic 3 lamps	(3)
	0315470	Fan Blade embossing toward motor		D.		Fluorescent Lamp <i>Replace with like fixtures</i>	(4)
B.	0137880	Optional Adjustable Refrigeration Thermostat	(2)				

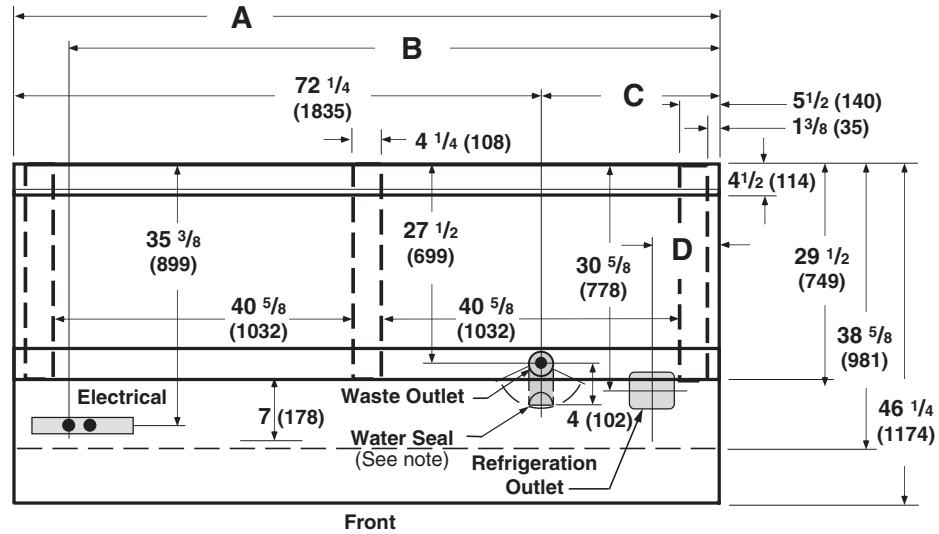
Note: Changed items have been underlined.





Engineering Plan Views

Dairy & Delicatessen

05-2003

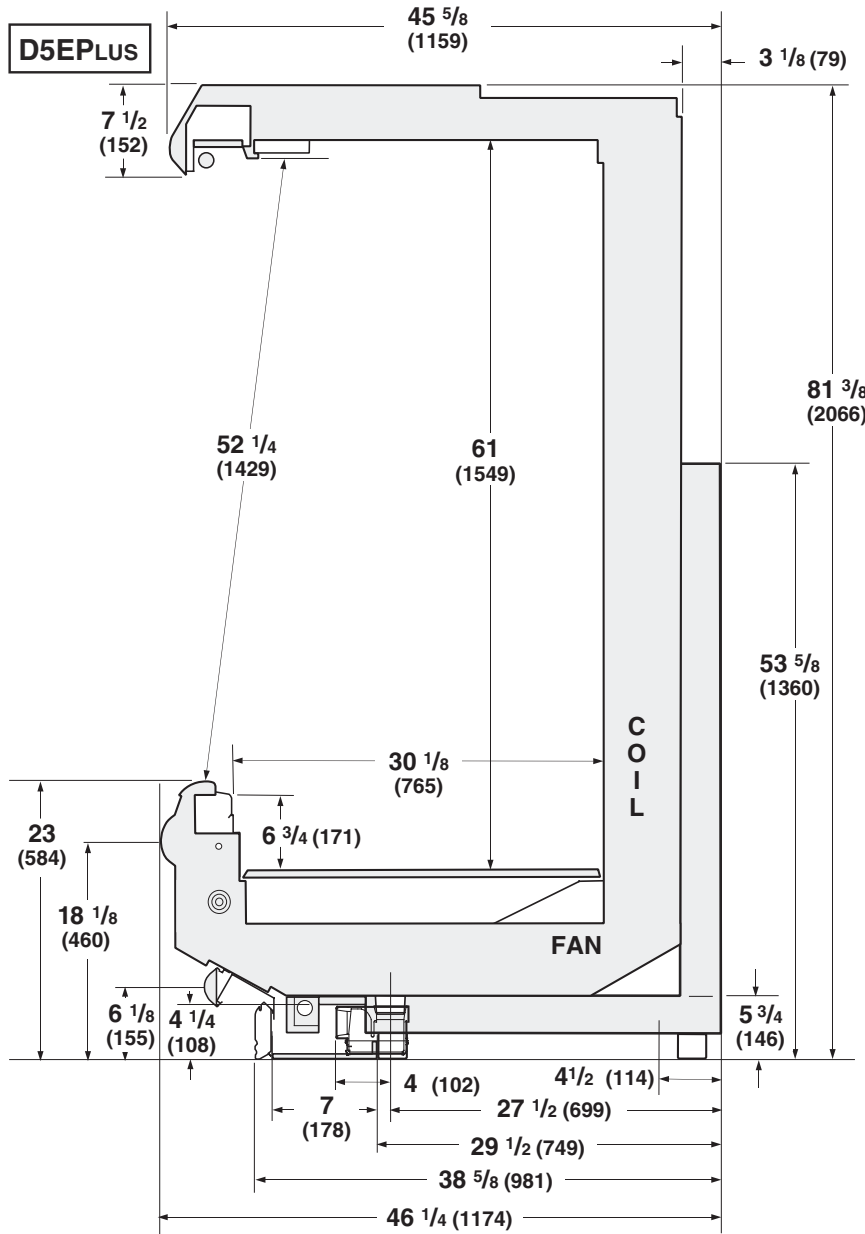
Dimensions shown as in. and (mm).



	8 ft	12 ft
General		
(A) Case Length (<i>without ends or partitions</i>)	96 ³ / ₈ (2448)	144 ¹ / ₂ (3670)
Maximum O/S dimension of case back to front (<i>includes bumper</i>)	46 ¹ / ₄ (1174)	46 ¹ / ₄ (1174)
Back of case to front of splashguard	38 ⁵ / ₈ (981)	38 ⁵ / ₈ (981)
Back of case to O/S edge of front skid rail	29 ¹ / ₂ (749)	29 ¹ / ₂ (749)
Width of skid rail	4 ¹ / ₂ (114)	4 ¹ / ₂ (114)
RH end of case to outside edge of external support	5 ¹ / ₂ (140)	5 ¹ / ₂ (140)
Distance between edges of external support and center support	40 ⁵ / ₈ (1032)	40 ⁵ / ₈ (1032)
Distance between edges of center supports	NA	44 (1118)
Stub-up area between front skid rail and splashguard	7 (178)	7 (178)
Electrical Service  (<i>Electrical Field Wiring connection point</i>)		
(B) RH End of case to center of farthest knockout	88 ³ / ₈ (2245)	136 ¹ / ₂ (3467)
Back of case to center of knockout	35 ³ / ₈ (899)	35 ³ / ₈ (899)
Length of electrical raceway	34 ⁵ / ₈ (878)	34 ⁵ / ₈ (878)
Waste Outlet 		
(C) RH End of case to the center of waste outlet	24 ¹ / ₈ (613)	72 ¹ / ₄ (1835)
LH End of case to the center of waste outlet	72 ¹ / ₄ (1835)	72 ¹ / ₄ (1835)
Back O/S of case to center of waste outlet	27 ¹ / ₂ (699)	27 ¹ / ₂ (699)
Water Seal 		
Edge of water seal to center of waste outlet	4 (102)	4 (102)
Outside diameter of the drip pipe	1 ¹ / ₂ (38)	1 ¹ / ₂ (38)
<i>NOTE: Water seal outlet must clear front skid rail; water seal rotation in forward direction only due to low base.</i>		
Refrigeration Outlet 		
Back of case to center of refrigeration outlet	30 ⁵ / ₈ (778)	30 ⁵ / ₈ (778)
(D) RH end of case to center of refrigeration outlet	9 (230)	9 (230)

Impact D5EPLUS
Dairy & Delicatessen

Dimensions shown as in. and (mm).



REFRIGERATION DATA

Note: This data is based on store temperature and humidity that does not exceed 75°F and 55% R.H.

D5EPLUS	UNLIT	LIT	PEG**
Discharge Air °F	32	30	30
Evaporator °F	28	26	26
Unit Sizing °F	26	24	24

Btu/hr/ft*	D5EPLUS		
	UNLIT	LIT	PEG**
Parallel	1235	1330	1385
Conventional	1305	1405	1465

*For all refrigeration equipment other than Hussmann, use conventional Btu values.

** Hussmann Peg Shelves (Deli only).

DEFROST DATA

Frequency Hrs	12
Defrost Water (lb/ft/day)	10.5
(± 15% based on case configuration and product loading).	

OFFTIME	D5EPLUS
Time (minutes)	40
ELECTRIC OR GAS	Not Recommended

CONVENTIONAL CONTROLS

Low Pressure Backup Control	
CI/CO**	D5EPLUS
	19°F / 9°F

Indoor Unit Only, Pressure Defrost Termination** 48°F

**Use a Temperature Pressure Chart to determine PSIG conversions.

PHYSICAL DATA

Drip Pipe (in.)	1 1/2
Liquid Line (in.)	3/8
Suction Line (in.)	7/8

Estimated Charge (lb)***

	D5EPLUS
8 ft	3.7
12 ft	5.4

***This is an average for all refrigerant types. Actual refrigerant charge may vary by approximately half a pound.

Length Added to Lineup by

Each End (in.)	1 1/2
Each Insulated Partition (in.)	1 1/2

NSF Certification

These merchandisers are manufactured to meet ANSI /National Sanitation Foundation (NSF®) Standard #7 requirements.

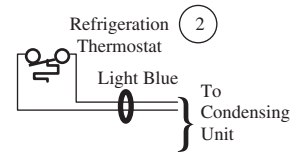
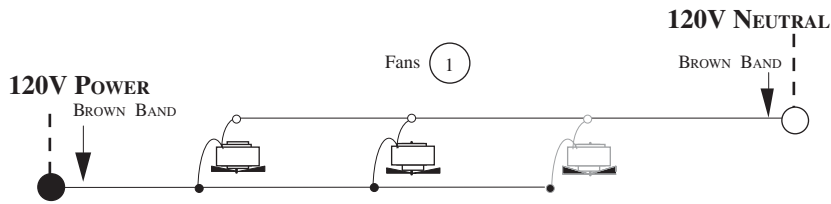
Impact D5EPLUS Dairy & Delicatessen
--

Electrical Data

Number of Fans	8 ft	12 ft		
Refrigeration – 9W	2	3		
Export – 9W	2	3		
	Amperes		Watts	
Merchandiser	8 ft	12 ft	8 ft	12 ft
Fans (Refrigeration)				
Standard (120V 60Hz)	1.40	2.10	<u>110</u>	<u>165</u>
Energy Efficient (120V 60Hz)	0.76	1.14	50	75
Export (230V 50Hz)	0.76	1.14	114	171
Constant On Anti-sweat Heaters	NA	NA	NA	NA
Cycling Anti-sweat Heaters	NA	NA	NA	NA
Minimum Circuit Ampacity				
With Standard Fans	1.60	2.30		
With Energy Efficient Fans	0.96	1.34		
With Export Fans (230V 50Hz)	0.96	1.34		
Maximum Over Current Protection 120V	20	20		
Export (230V 50Hz)	15	15		
Electric Defrost Heaters (208V 1Φ)	NA	NA	NA	NA
Gas Defrost Heaters (208V)	NA	NA	NA	NA
Standard Lighting	8 ft	12 ft	8 ft	12 ft
1 Row Canopy	0.51	0.77	59	85
Optional Lighting				
1 Row Canopy and 1 Row Rail	1.02	1.54	118	170
2 Rows Canopy	1.02	1.54	118	170
2 Rows Canopy and 1 Row Rail	1.53	2.31	177	255
Optional Shelf Lighting				
1 Row of Shelves	0.51	0.77	59	85
2 Rows of Shelves	1.02	1.54	118	170
3 Rows of Shelves	1.53	2.31	177	255
4 Rows of Shelves	2.04	3.08	236	340

Fan Wiring Offtime Defrost

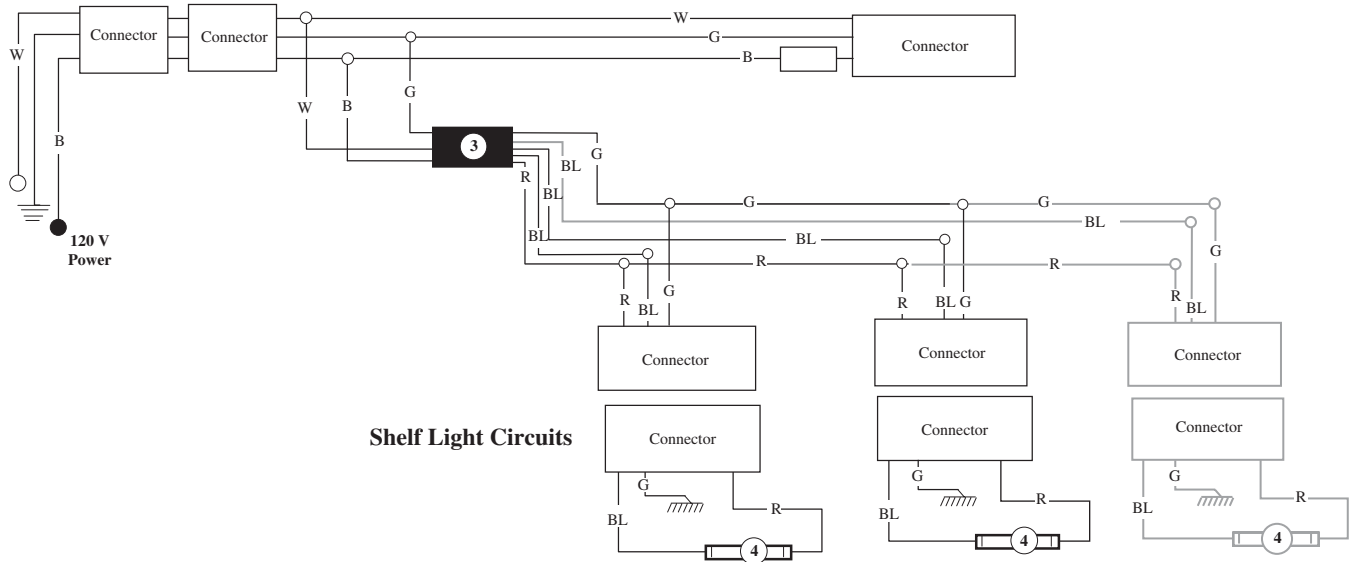
2 & 3 Fans



Optional Shelf Harness and Light Circuits for One Row of Shelves

Shelf Lighting

Shelf Harness



WARNING

All components must have mechanical ground, and the merchandiser must be grounded.

CIRCLED NUMBERS = PARTS LIST ITEM NUMBERS

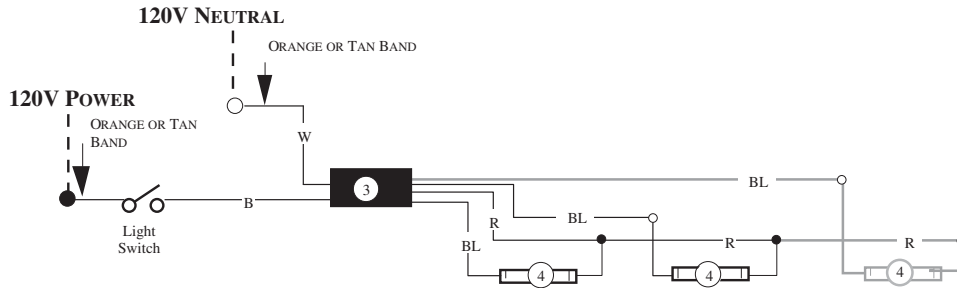
Grayed components in 12 foot models only.

R = Red Y = Yellow G = Green BL = Blue B = Black W = White

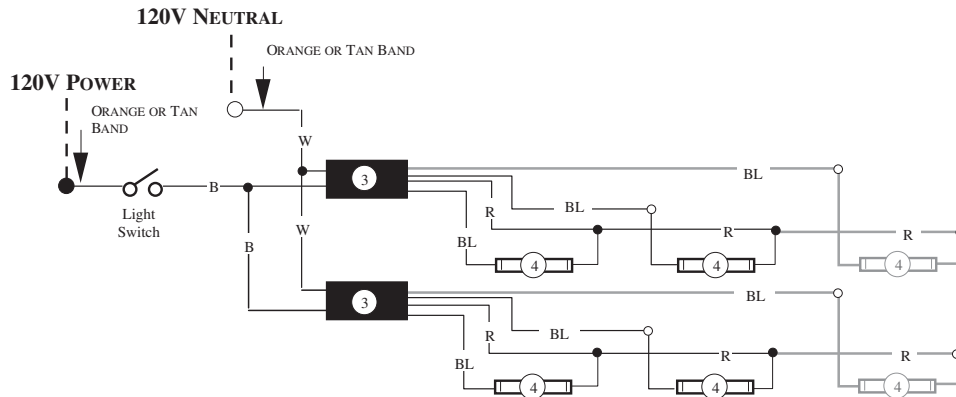
● = 120V POWER ○ = 120V NEUTRAL ≡ = FIELD GROUND ≡ = CASE GROUND

Light Circuits

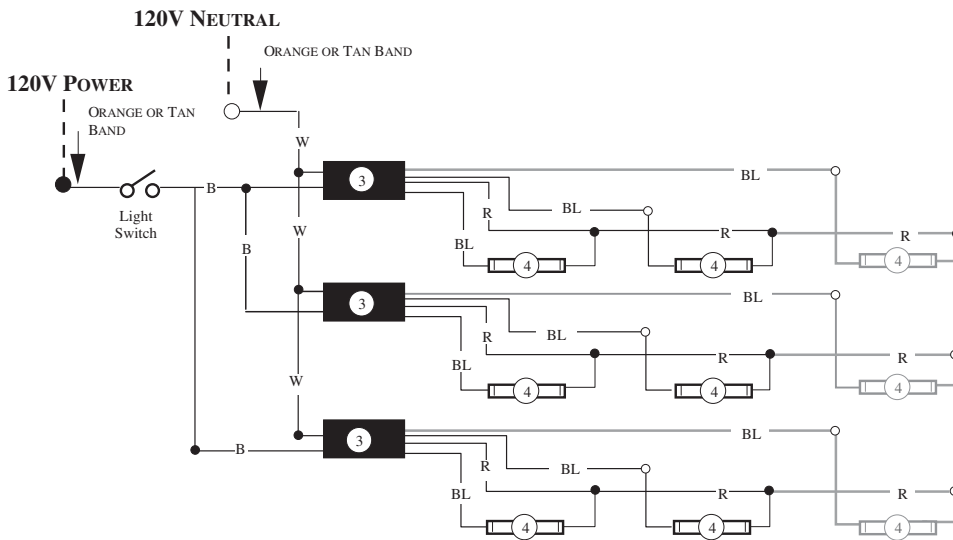
Standard Lighting 1 Row Canopy or Optional 1 Row Rail



Optional Lighting 2 Rows Canopy



Optional Lighting 3 Row Canopy



WARNING

All components must have mechanical ground, and the merchandiser must be grounded.

CIRCLED NUMBERS = PARTS LIST ITEM NUMBERS

Grayed components in 12 foot models only.

R = Red Y = Yellow G = Green BL = Blue B = Black W = White

● = 120V POWER ○ = 120V NEUTRAL