

LOUISIANA TAX COMMISSION

Twenty-Fifth Biennial Report

1990-1991



MARY K. ZERVIGON
Chairman

JAMES W. SMITH
Member


RODNEY V. NOLES
Member


*TO HIS EXCELLENCY,
THE GOVERNOR OF LOUISIANA,
AND MEMBERS OF THE LEGISLATURE OF LOUISIANA*

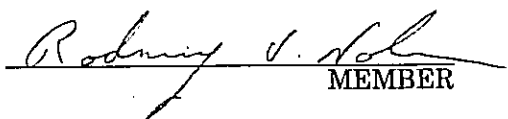
In compliance with Revised Statutes 47:1836, we submit herewith the Twenty-Fifth Biennial Report of the Louisiana Tax Commission covering the period from January 1, 1990 to December 31, 1991, inclusive.

Signed at Baton Rouge, Louisiana, February 1, 1992.

Respectfully,


CHAIRMAN


MEMBER


MEMBER

FOREWORD

The Twenty-Fifth Biennial Report of the Louisiana Tax Commission presents the following information for the years 1990 and 1991: (1) assessments of all property in the State of Louisiana for ad valorem tax purposes, (2) State and Local taxes levied, and (3) exemptions.

During the past two years the total assessment of all property in the State of Louisiana has increased \$209,770,200. The total assessment for 1991 is in excess of 15.3 billion.

Respectfully submitted,

Mary K. Zervigon, Chairman

James W. Smith, Member

Rodney V. Noles, Member

TABLE OF CONTENTS

PART I

	PAGE
Section 1 - Assessments Made Directly by the Louisiana Tax Commission - 1990	3
Section 2 - Assessments Established by Assessors - Exclusive of Assessments Made Directly by the Louisiana Tax Commission - 1990	17
Section 3 - Miscellaneous Tables - 1990	36
Local Taxes - 1990	43

PART II

Section 1 - Assessments Made Directly by the Louisiana Tax Commission - 1991	105
Section 2 - Assessments Established by Assessors - Exclusive of Assessments Made Directly by the Louisiana Tax Commission - 1991	119
Section 3 - Miscellaneous Tables - 1991	137
Local Taxes - 1991	145

PART III

List of Sheriffs and Assessors	207
--	-----

INDEX TO TABLES

	Table		Table	
	Number	Page	Number	Page
	1990	Page	1991	Page
Agricultural Lands Class "I"	9	19	9	120
Agricultural Lands Class "II"	10	19	10	120
Agricultural Lands Class "III"	11	20	11	121
Agricultural Lands Class "IV"	12	20	12	121
Aircraft	31	30	31	131
Airlines	7	15	7	117
Barge Line & Towing Companies	6	13	6	115
Business Furniture & Fixtures	28	28	28	129
Credits	32	30	32	131
Distribution of Local Taxes	41	37	41	138
Drilling Rigs	35	32	35	133
Electric, Gas & Water Companies	5	10	5	112
Express Companies	8	16	8	118
Financial Institutions	33	31	33	132
Fresh Water Marsh	19	24	19	125
Improvements: Residential - Homestead ...	23	26	23	127
Improvements: Residential - Other	24	26	24	127
Improvements: All Other	25	27	25	128
Inventory	26	27	26	128
Land Subject to Homestead	21	25	21	126
Leased Equipment	34	31	34	132
Machinery & Equipment-Other	27	28	27	129
Miscellaneous Agricultural Lands	13	21	13	122
Miscellaneous Lands	22	25	22	126
Miscellaneous Personal Property	29	29	29	130
Miscellaneous Timberlands	18	23	18	124
Number of Taxpayers & Homestead	43	41	43	142
Oil & Gas Subsurface Equipment	37	33	37	134
Oil & Gas Surface Equipment	38	33	38	134
Pipe Line Companies	4	8	4	110
Pipelines	36	32	36	133
Private Rail Car Lines	3	7	3	109
Public Service Corporations	39	34	39	135
Railroad Companies	1	4	1	106
Real Estate, Personal Property & Public Service Corporations by Parishes ..	40	35	40	136
Salt Water Marsh	20	24	20	125
Telephone & Telegraph Companies	2	6	2	108
Ten Year Manufacturing Plant Exemption Contracts	44	42	44	143

INDEX TO COMPARATIVE STATEMENTS

	Table		Table	
	Number	Page	Number	Page
	1990	Page	1991	Page
Timberlands Class "I"	14	21	14	122
Timberlands Class "II"	15	22	15	123
Timberlands Class "III"	16	22	16	123
Timberlands Class "IV"	17	23	17	124
Watercraft	30	29	30	130
Homestead Exemptions	42	39	42	140
Four Year Comparative Statement of Parishes			45	144

PART I

**ASSESSMENT TABLES REFLECTING
VALUES ESTABLISHED
ON THE
PROPERTY IN THE STATE
FOR THE
YEAR 1990
(1991 IN THE PARISH OF ORLEANS)**

SECTION 1

ASSESSMENTS MADE DIRECTLY

BY THE

LOUISIANA TAX COMMISSION

FOR THE

YEAR 1990

(1991 IN THE PARISH OF ORLEANS)

TABLE NO. 1
RAILROAD COMPANIES 1990

Name of Company	Main Trunk		Second Trunk		Side & Spur Trunk Miles	Value	Real Estate Value	Rolling Stock Value	All Other Property Value	Total Assessments	Grand Total Assessments
	Miles	Value	Miles	Value							
Arkansas and Louisiana Missouri Railway Company.....	39,200	160,730	10,850	9,770	30,020	32,470	29,650	262,640	262,640
Atchison, Topeka and Santa Fe Railway Co., The.....	22,370	29,090	14,490	5,800	26,870	22,250	1,220	87,230	87,230
CSX Transportation, Inc.....	34,930	261,980	2,170	6,510	41,010	41,010	364,140	297,760	309,660	1,290,960	1,290,960
East Camden & Highland Railroad.....	9,880	16,800	0,782	680	6,390	1,460	25,330	25,330
Gloster Southern Railroad Company.....	20,090	52,230	0,550	420	14,400	11,710	75,760	75,760
Illinois Central Railway Company	84,490	773,110	42,650	99,800	109,690	128,370	565,240	515,450	180,820	2,352,790
Main Line.....	43,690	246,850	10,290	12,040	58,720	94,240	411,850
Hannond to Baton Rouge.....	98,220	440,060	110,850	129,700	220,900	252,210	59,540	1,102,410
Memphis via Baton Rouge to Kenner.....	31,960	30,430	3,230	1,870	9,610	110	42,020
Shore Line Branch.....	10,560	10,230	5,700	3,310	14,630	8,350	36,520
Bayou Sara Branch.....	51,220	49,670	18,150	10,540	63,950	37,070	800	162,030	4,007,650
New Orleans Great Northern Branch.....
Kansas City Southern Railway Company, The.....	20,420	102,100	44,470	66,730	137,050	317,720	12,620	636,230
Lake Charles Branch.....	222,450	1,957,360	7,350	36,750	147,540	290,350	477,800	3,327,480	583,790	6,653,230	7,299,460
Main Line.....
Louisiana & Arkansas Railway Company	147,000	735,000	41,770	62,710	117,560	913,010	1,290	1,829,570
State Line-Phenixville Branch.....	247,570	2,104,510	165,970	415,030	335,900	2,892,480	37,190	5,776,110
Main Line.....	4,250	21,250	2,660	3,850	4,090	29,070	58,260
Joyce Branch.....	9,640	48,500	1,720	2,590	7,140	57,700	115,630
Texas Division.....	27,470	137,350	1,090	2,730	7,410	11,130	36,290	413,450	227,540	828,490	8,608,060
Minden-Shreveport Branch.....
Louisiana & Delta Railroad.....	4,270	12,680	1,850	1,840	2,930	6,050	23,500
Bayou Sale Branch.....	17,220	8,090	4,420	710	11,220	7,140	600	27,760
Cypressmont Branch.....	17,070	1,710	2,240	70	10,690	4,920	16,790
Henna Branch.....	25,640	2,570	4,730	140	16,330	6,620	25,660
Midland Branch.....	4,550	1,090	3,360	400	1,580	1,060	4,130
MoPac Drill & West Tower.....	15,100	7,560	1,660	290	9,390	5,940	23,180
Napoleonville Branch.....	9,830	5,020	2,400	820	4,300	730	7,240	13,860	26,310	54,000	175,020
Salt Mine, Youngsville & Pesson Branch.....
Louisiana and Northwest Railroad Company, The.....	37,930	87,930	9,970	7,380	30,640	8,910	212,510	347,370	347,370

LOUISIANA TAX COMMISSION

Mid Louisiana Rail Corp.....	65,950	461,650	1,040	3,120	19,950	39,900	109,040	106,510	35,860	756,080	756,080
Mid South Rail Corp.....	173,790	2,060,730			64,760	259,000	1,530,470	654,140	149,290	4,643,630	4,643,630
Norfolk Southern Corp. The Alabama Great Southern Railroad Co.....	41,670	298,070	12,340	30,850	31,960	47,950	559,290	433,520	75,230	1,444,910	1,444,910
New Orleans Terminal	17,570	87,850	6,730	10,110	27,690	33,200	472,560	292,610	79,350	975,930	975,930
Louisiana Southern Railway.....	21,100	105,500			6,240	7,480	33,110	63,060	1,000	210,150	2,630,990
St. Louis Southwestern Railway	38,290	202,940			19,040	9,540	131,660	202,600	32,010	578,740	578,740
Southern Pacific Transportation Co.											
Alexandria Branch.....	24,510	7,360			1,350	150	24,440	800		32,750	32,750
Deildier Branch.....	1,340	470			0,260	100	1,070	40		1,660	1,660
Lake Arthur Branch.....	4,760	2,960			0,850	500	3,890	190		7,440	7,440
Lockport Branch.....	14,670	16,140			8,130	4,860	14,990	880		36,890	36,890
Main Line.....	218,610	546,640			151,430	90,860	574,100	35,290	223,330	1,470,220	1,470,220
Main Line (L.W.).....	10,920	27,320			24,850	12,430	34,010	3,020	58,740	126,520	126,520
Main Line (ML & T).....	9,930	24,860			4,660	2,330	196,020	7,990	102,600	333,790	333,790
Shreveport Branch.....	39,840	99,600			7,660	4,610	41,730	3,780	8,000	157,720	157,720
St. Martinville Branch.....	9,100	5,450			1,350	610	6,900	320		13,280	13,280
Union Pacific Railroad Company.....											
Arkansas State Line to Lake Charles	298,130	1,428,780	1,130	6,780	82,110	131,350	269,260	1,922,400	137,280	3,895,840	3,895,840
Baton Rouge-Port Allen Branch.....	57,460	172,980			13,350	10,020	164,020	512,440	179,620	1,038,480	1,038,480
Collinston to Bastrop Branch.....	8,720	26,160			5,200	3,900	9,680	38,710		78,450	78,450
Crowley Branch.....	21,630	23,790			7,930	5,950	24,240	62,630		106,610	106,610
Main Line.....	220,770	2,886,830	7,580	68,220	164,660	208,900	422,640	4,029,430	549,660	8,166,780	8,166,780
Missouri Pacific Terminal Railroad of New Orleans	16,080	128,640	5,140	41,120	68,360	109,360	95,950	930,930	580,660	1,886,560	1,886,560
Monroe Branch.....	39,460	118,350			7,180	5,380	27,870	147,770		299,470	299,470
New Orleans & Lower Coast Branch.....	23,400	70,200			7,760	5,830	16,690	92,260		186,980	186,980
New Orleans, Texas & Mexico Line	137,150	960,050			36,270	47,160	180,530	1,161,690	14,530	2,333,960	2,333,960
Texasarkana, Shreveport & Naches Branch.....	2,980	8,940			4,080	3,070	4,240	15,830		32,060	32,060
Napoleonville Branch.....	8,990	12,670			2,400	1,680	6,630	20,540		41,620	41,620
Ville Platte to Opelousas	48,700	97,400			5,040	3,790	31,850	129,590		262,630	262,630
TOTAL.....	2,867,950	\$17,174,330	94,170	\$307,900	1,644,072	\$2,247,420	\$ 7,622,800	\$20,126,560	\$3,910,610	\$ 51,289,640	\$51,289,640

TABLE NO. 2
TELEPHONE AND TELEGRAPH COMPANIES 1990

Name of Company	Pole Lines Value	Real Estate Value	All Other Property	Total Assessment
Allnet Communications Services, Inc.	—	—	189,760	189,760
AT&T Communications of the South Central States, Inc.	964,650	136,320	22,416,080	23,517,050
AT&T — Interstate Division	5,547,360	22,380	16,009,860	21,579,600
Caddoan Telephone Company, Inc. ...	1,520,520	4,760	1,107,630	2,632,910
Cameron Telephone Company, Inc. ...	1,610,390	14,820	2,014,310	3,639,320
Campiti-Pleasant Hill Telephone Co. .	274,710	800	265,790	541,300
Central Louisiana Telephone Company	3,777,040	17,760	1,866,060	5,660,860
Century Telephone Company, Inc. ...	966,810	1,400	384,690	1,372,900
Century Telephone Company of North Louisiana	1,871,360	6,710	983,900	2,861,960
Chatham Telephone Company	68,190	9,020	76,000	153,210
Coastal Telephone & Electronics, Inc.	1,801,150	15,550	1,197,480	3,014,180
Communications Services, Inc.	—	9,860	1,233,300	1,243,160
Delcambre Telephone Company	23,050	3,500	132,630	159,180
East Ascension Telephone Company, Inc.	3,649,540	92,530	3,281,140	7,023,210
Elizabeth Telephone Company, Inc. ...	837,520	1,650	225,860	1,065,030
Evangeline Telephone Co., Inc.	5,006,140	19,670	4,344,690	9,370,500
Kaplan Telephone Company, Inc.	791,030	13,900	798,600	1,603,530
Lafourche Telephone Company	1,823,330	14,270	2,900,900	4,738,500
Louisiana Western Telephone Company, Inc.	1,656,730	1,230	498,460	2,056,420
MCI Telecommunications Corporation	—	—	7,434,950	7,434,950
Northeast Louisiana Telephone Company	—	1,080	371,720	372,800
Offshore Telephone Company, Inc. ...	—	38,270	511,830	550,100
Reserve Telephone Company, Inc. ...	517,040	7,870	870,890	1,395,800
Ringgold Telephone Company, Inc. ...	135,700	1,100	161,920	298,720
South Central Bell Telephone Co.	516,424,420	0	—	516,424,420
Star Telephone Company	773,100	3,730	203,880	980,710
U. S. Sprint Communications Corp. ...	6,564,860	37,270	2,566,970	9,169,100
Union Telephone Company, Inc.	98,160	—	5,720	103,880
Western Union Telegraph Company, The	57,120	—	586,630	643,750
Williams Telecommunications Group	3,138,070	—	1,649,130	4,787,200
TOTALS	559,817,980	475,250	74,290,780	634,584,010

**TABLE NO. 3
PRIVATE RAIL CAR LINES 1990**

Class	Total Assessment
Railway Rolling Stock	\$ 39,963,980
TOTAL	\$ 39,963,980

TABLE NO. 4
PIPE LINE COMPANIES 1990

Name of Company	Trunk Lines		Real Estate Value	All Other Property	Total Assessment
	Miles	Value			
ANR Pipeline Company	1,244.37	\$ 25,483,120	81,180	16,709,480	42,273,720
Arco Pipe Line Company	15.86	376,110	—	39,180	415,290
Arkla, Inc.	4,697.93	24,459,480	182,790	19,488,510	44,130,780
Ashland Pipeline Company	348.68	1,166,280	5,080	712,820	1,884,180
B P Pipeline Company	216.13	4,293,840	—	769,910	4,983,750
Black Lake Pipeline Company	129.40	4,977,520	130	117,160	1,094,810
Black Lake Pipeline Company	92.76	5,794,280	526,330	5,074,300	11,399,910
Chandeleur Pipe Line Company	72.82	336,600	—	—	336,600
Capline System	684.97	7,467,760	2,229,620	4,285,100	13,992,480
Chevron Pipeline Company	703.24	1,776,900	158,460	1,858,130	3,793,490
Cligo Pipeline Company	48.08	405,630	—	75,020	481,650
Collins Pipeline Company	418.91	27,520,580	113,440	9,805,800	37,439,790
Colonial Pipe Line Company	1,629.91	16,471,460	674,660	3,705,810	19,861,920
Columbia Gulf Transmission Company	264.36	1,277,260	21,630	169,870	1,458,780
Continental Pipe Line Company	230.47	2,705,570	76,960	869,360	3,661,860
Dixie Pipe Line Company	9.10	319,490	—	—	319,490
Eugene Island Pipeline System	26.04	185,770	—	180,980	366,750
Explores Pipeline Company	1,669.08	16,397,580	78,900	3,214,930	19,691,400
Exxon Pipeline Company	686.80	11,000,270	31,260	2,266,570	13,288,100
Florida Gas Transmission Company	371.22	2,993,760	5,970	380,160	3,289,870
Gulf Central Pipeline Company	118.30	54,280	—	12,250	66,530
Koch Pipeline Company	12.88	381,660	62,650	907,790	1,342,000
Lake Charles Pipe Line Company	44.47	2,373,470	85,670	1,540,860	4,000,000
LCS Pipe Line, Inc.	57.44	10,746,980	816,860	3,437,160	15,000,000
Locap, Inc.	111.66	119,660	65,010	148,980	323,560
Louisiana Nevada Transit Company	103.19	6,363,410	4,170	160,240	6,527,820
Marathon Pipe Line Company	324.71	2,458,280	19,280	1,988,740	4,446,300
Mid Louisiana Gas Company	230.09	1,789,680	7,660	1,401,110	3,208,340
Mid-Valley Pipeline Company	275.28	3,392,670	9,330	10,477,900	13,879,900
Mississippi River Transmission Corporation	158.75	1,161,210	—	177,090	1,338,300
Mobil Pipe Line Company	694.66	7,233,670	16,220	1,184,080	8,433,980
Monterey Pipeline Company	219.95	6,494,740	11,920	788,700	7,295,360
Natural Gas Pipeline Company of America	34.87	382,280	8,000	10,620	400,900
Northern Natural Gas Company	189.99	1,818,010	219,560	3,668,290	5,595,860
Plantation Pipe Line Company	138.03	2,484,700	80	—	2,484,780
Sabine Pipe Line Company	30.30	861,630	23,100	714,370	1,598,100
Sea Robin Pipeline Company	823.92	17,032,770	48,210	3,725,170	20,807,160
Shell Pipe Line Corporation	99.46	1,322,210	43,760	107,700	1,473,660
Ship Shout I & II Systems					

TABLE NO. 4
PIPE LINE COMPANIES 1990—Continued

Name of Company	Trunk Lines		Real Estate Value	All Other Property	Total Assessment
	Miles	Value			
Southern Natural Gas Company	1,778.15	\$ 24,077,810	118,980	20,105,440	44,302,240
Stingray Pipeline Company	—	—	4,500	2,058,940	2,063,440
Tennessee Gas Pipe Line Company	2,570.25	31,386,990	139,510	21,652,420	53,188,860
Texaco Pipeline, Inc.	879.75	13,493,810	84,750	3,551,290	17,129,840
Texas Eastern Products Pipeline Company	523.18	3,495,420	30,490	680,800	4,107,710
Texas Eastern Transmission Corporation	944.01	26,196,060	177,460	10,117,790	36,491,310
Texas Gas Transmission Corporation	1,912.70	19,534,300	1,167,960	6,117,420	26,818,780
Transcontinental Gas Pipe Line Corporation	1,952.55	37,437,480	215,900	39,774,530	77,427,910
Trunkline Gas Company	1,290.95	16,587,930	1,278,270	16,763,050	34,629,250
United Gas Pipe Line Company	4,489.68	23,059,800	1,664,410	12,750,730	37,474,940
U-T Offshore System	3.82	413,620	—	1,861,380	2,275,000
Valley Gas Transmission Company	13.89	154,480	—	—	154,480
TOTALS	33,267.57	\$ 412,578,090	10,489,250	236,358,560	658,425,530

TABLE NO. 5
ELECTRIC, GAS AND WATER COMPANIES 1990

Name of Company	Transmission and Distribution Lines Value	Gas and Water Lines Value	Real Estate Value	All Other Property	Total Assessment
Acadiana Treatment Systems, Inc.	—	71,090	12,440	8,460	91,980
Achord Water Co., Inc.	—	—	—	500	500
Aisen Water Works	—	—	—	23,440	23,440
Ashley-Chicot Electric Cooperative, Inc.	6,800	—	—	—	6,800
ATS Utilities	—	4,170	81,750	4,705,750	11,042,120
ATMOS Energy Corp.	—	6,254,620	1,000	24,120	25,120
Aucain Sewer Utility Service, Inc.	—	—	—	19,530	19,530
B. W. Utilities, Inc.	—	3,020,370	698,230	11,897,720	15,616,320
The Baton Rouge Water Works Company	—	—	400	16,100	16,500
Bayou Grand Sewerage & Water System	—	—	—	—	0
Bayou Utility Company	—	UTILITY DATA	—	—	—
Beauregard Electric Cooperative, Inc.	4,274,520	—	64,450	696,500	5,035,470
Bellingrath Water Company, Inc.	—	—	500	26,950	27,450
Bergerson Brothers Water System	—	880	—	—	880
Bossier Rural Electric Membership Corporation	2,334,540	—	25,760	581,110	2,941,410
Brownview Water Supply Co., Inc.	—	—	200	13,500	13,700
Cajun Electric Power Cooperative, Inc.	1,631,020	—	1,025,640	10,333,040	13,189,700
Capital Utilities Corporation	—	—	2,410	70,640	73,050
Central Louisiana Electric Company, Inc.	50,112,760	—	1,120,470	49,164,320	100,400,550
Cherry Ridge Utilities, Inc.	—	—	—	14,550	14,550
Claborne Electric Cooperative, Inc.	2,992,020	—	48,040	503,930	3,443,990
Community Land Utilities, Inc.	—	—	—	14,430	14,430
Concordia Electric Cooperative, Inc.	2,935,290	—	20,230	238,330	3,196,850
Crapuazano Brothers, Inc.	—	—	300	2,240	2,540
Cross Gates Utility Company	—	—	—	21,080	21,080
D & W Drilling Company, Inc.	—	—	—	6,040	6,040
Diamond Utility Corporation	—	—	—	4,990	4,990
Diverson Water Co.	—	—	—	18,710	18,710
Dixie Electric Membership Corporation	10,388,460	—	151,270	7,273,730	17,813,460
Dixie Gas Company, Inc.	—	223,590	—	276,410	500,000
Duplessis Gas & Fuel Company, Inc.	—	—	650	10,000	10,000
East 80 Utility Corporation	—	—	—	12,750	12,750
Elizabeth Natural Gas Corporation	—	—	—	9,760	9,760
Entex, Inc.	—	4,074,310	17,980	4,540,770	8,632,960
Evangeline Gas Company, Inc.	—	—	—	379,570	379,570
Evangeline Oaks Water System, Inc.	—	—	—	4,380	4,380
French Settlement Water Company, Inc.	—	46,390	600	22,660	71,650
Glory, Inc. - Waterloo Water Service	—	—	—	2,400	2,400

TABLE NO. 5
ELECTRIC, GAS AND WATER COMPANIES 1990—Continued

Name of Company	Transmission and Distribution Lines Value	Gas and Water Lines Value	Real Estate Value	All Other Property	Total Assessment
Green Acres Water & Sewer District #1	—	\$	—	256,820	256,820
Gulf States Utilities Company	49,159,000	5,600,000	4,501,020	82,689,980	141,900,000
Hammond Heights Water Supply Co., Inc.	—	—	—	12,000	12,000
Holiday Utilities, Inc.	—	—	—	70,310	70,310
Jefferson Davis Electric Cooperative, Inc.	2,482,230	—	28,840	516,970	3,028,040
J. & R. Utilities, Inc.	—	—	—	4,380	4,380
Lafourche Gas Corporation	—	—	2,000	196,390	198,390
Laitte Park Service Company, Inc.	—	—	—	6,260	6,260
Lakeside Utilities, Inc.	—	—	2,100	96,310	98,410
Lake St. John Gas Company, Inc.	—	—	—	9,490	9,490
Lambert Utilities, Inc.	—	—	—	5,130	5,130
Lettsworth Sewerage Service, Inc.	—	—	—	10,000	10,000
Louisiana Gas Service Company	—	11,743,060	455,660	11,280,300	23,429,030
Louisiana Power & Light Company	—	—	3,787,860	219,433,040	223,220,900
Louisiana Water Company	—	—	57,160	2,203,760	2,260,920
Louisianan Water Service, Inc.	—	3,025,800	—	235,000	3,260,800
M & S Water Supply	—	—	410	16,150	16,560
Major Enterprises, Inc.	—	—	—	810	810
Mimosa Gardens Service Corporation	—	—	—	3,130	3,130
Mississippi Gas Corporation	—	—	—	12,970	12,970
New Orleans Public Service, Inc.	32,946,190	—	8,425,190	21,707,010	63,078,390
Norco Gas and Fuel Company, Inc.	—	77,520	—	514,360	591,880
Northeast Louisiana Power Cooperative, Inc.	2,017,940	—	19,220	210,770	2,247,930
Northwest Texas Electric Cooperative, Inc.	—	—	14,360	384,280	398,640
Northside Service Company, Inc.	—	—	5,020	10,450	15,470
Oak Meadow Water Works, Inc.	—	—	—	2,860	2,860
Oceana Heights Gas Company	—	—	1,500	376,500	378,000
Oklahoma Municipal Power Authority	—	—	9,910	235,560	245,460
Old River Water Supply	—	—	—	9,380	9,380
Panola-Harrison Electric Cooperative, Inc.	573,770	—	5,810	6,430	586,010
Parish Water Company, Inc.	—	—	—	1,529,200	3,974,310
Peoples Water Service Company of Louisiana, Inc., The	—	2,423,890	21,220	1,197,500	1,805,560
Pierre Part Natural Gas Company, Inc.	—	555,350	22,720	19,100	19,100
Pine Hill Sewerage & Water Corp.	—	—	—	4,490	4,490
Plantation Utilities, Incorporated	—	—	—	8,440	8,440
Pointe Coupee Electric Membership Corp.	1,582,630	—	32,870	494,320	2,109,820

TABLE NO. 5
ELECTRIC, GAS AND WATER COMPANIES 1990—Continued From Page 11

Name of Company	Transmission and Distribution Lines Value	Gas and Water Lines Value	Real Estate Value	All Other Property	Total Assessment
Fobaris Corporation	—	—	—	308,000	308,000
Ponderosa Water Company	—	—	50	17,620	17,620
Raymond Drive Water Corporation	—	—	500	2,280	2,780
Red Oaks Water Company	—	—	2,900	120,980	123,880
Rolling Ridge Utilities Company, Inc.	—	—	—	3,960	3,960
Rural Utilities, Incorporated	—	—	250	7,110	7,110
Simmons Water Works, Inc.	—	—	—	9,760	9,760
South Coast Gas Company, Inc.	—	166,320	5,000	786,020	959,340
South Louisiana Electric Cooperative Association	4,124,610	—	101,250	2,129,560	6,355,420
Southwest Louisiana Electric Membership Corporation	14,744,830	—	219,440	3,626,010	18,490,280
Southwestern Electric Power Company	24,046,840	—	603,670	19,168,110	43,818,620
Starks Water & Gas, Inc.	—	—	—	23,440	23,440
Swartz Water Works	—	—	—	4,090	4,090
System Energy Resources, Inc.	—	—	—	4,190	4,190
Treche Electric Cooperative, Inc.	969,320	—	22,950	277,150	1,269,420
Tidwell Utilities, Inc.	—	—	2,510	9,660	12,170
Town and Country Service Company, Inc.	—	—	30	34,490	34,520
Utilities Service of Lake Charles	—	—	—	3,320	3,320
Utility Data	—	—	300	8,160	8,460
Valley Electric Membership Corporation	7,126,840	—	40,810	1,087,980	8,255,630
Washington-St. Thermany Electric Cooperative, Inc.	5,675,970	—	46,260	767,080	6,491,210
Westport Utilities Systems Company, Inc.	—	—	39,200	41,500	80,700
Wildwood South Public Service Company, Inc.	—	2,380	360	—	2,740
TOTALS	\$ 220,225,480	\$ 37,321,720	\$ 21,749,690	\$ 462,673,330	\$ 741,969,220

TABLE NO. 6
BARGE LINE AND TOWING COMPANIES 1990

Name of Company	Total Assessment
Agri-Trans Corporation	\$ 621,450
Aiple Towing Company	LEASED-PEAVE
Alter Barge Line, Inc.	353,530
American Barge & Towing	INGRAM BARGE
American Commercial Barge	4,317,870
American Commercial towing	695,390
American River Transportation Company	780,760
Apex R. E. & T., Inc.	673,280
Ashland Oil Co.	140,130
Blaske Marina, Inc.	184,570
Brent Towing Company	859,380
Bunge Corporation	796,160
Bunge Towing, Inc.	581,970
C. F. Industries, Inc.	307,280
Canal Barge	2,833,120
Cargo Carriers	1,220,240
Cenac Barge Company, Inc.	87,590
Cenac Towing Company	1,093,750
Scott Chotin, Inc.	1,022,320
Chotin Transportation	116,350
Coastal Towing (Springhill)	672,220
Compass Marine Services	146,570
Conagra, Inc.	70,860
Consolidated Grain & Barge	696,240
Conti Carriers & Terminal	1,761,630
Dixie Carriers	1,742,070
Dow Chemical Company	2,278,390
Dundee Cement Company	120,900
Eagle Marine Transport	30,770
Eckstein Marine Service	244,140
Exxon Shipping Company	4,793,260
Ferruzzi, USA, Inc.	MERCHANTS GR
Great American Life Insurance	123,210
Gulf Intracoastal Marine	429,650
Gulf Intracoastal Towing	104,020
Gulfcoast Transit	1,825,340
Higman Towing	978,560
Hines, Inc.	390,630
Hollywood Marine, Inc.	1,696,790
Houston Barge Line	63,280
Indiana & Michigan Electric	749,050
Ingram Barge Company	3,933,740
Inland Molasses Company	29,670
Koch Service, Inc.	228,570
LeBouf Brothers Towing	251,020
Logan Charter Service	195,310
Logan Towing Company	488,280
Magnolia Marine Transport	59,380
Marine Equipment Management	353,340
Merchants Grain & Transportation	603,810
Mid-American Transportation	271,640
Mid-South Towing	3,260,690
Mississippi Marine Transportation	67,630
Mississippi River Grain	435,060
Mobil Oil Corporation	318,990
National Marine, Inc.	1,231,370
Oakley Barge Line	34,580
Oil Transport Company	394,620
Ole Man River Towing, Inc.	24,040
Olin Corporation	39,710
Olympus Shipping Company	129,510
Orgulf Transport Company	1,670,390
Patton, William B., Int.	292,970
Peavey Company	235,270
Port Arthur Towing	142,730

TABLE NO. 6
BARGE LINE AND TOWING COMPANIES 1990—Continued

Name of Company	Total Assessment
Rio Towing Company	\$ 390,630
Riverway Barge Company	7,630
Riverway Company	625,980
SCF Transportation	163,760
SCNO Barge Lines	AMER. COMM.
SMC Barge Corporation	CANAL BARGE
Sabine Towing & Transportation	552,940
Seminole Electric	3,003,560
Shell Oil Company	307,900
Shell Oil Company (Kraton)	138,630
Smith, Mr. & Mrs. Joseph	3,400
St. James Transportation	102,280
Southern Towing	5,680
Spanier Marine Corporation	195,310
Suffolk Marine Corporation	CANAL BARGE
Systems Fuels, Inc.	INGRAM BARGE
TPC Transportation	PEAVEY CO.
TPT Company	184,290
Terral Barge, Inc.	30,250
Valley Line, The	871,090
Valley Transportation	343,660
Waxler Towing Co.	390,630
Wisconsin Barge Line	556,570
TOTAL	\$ 58,166,730

TABLE NO. 7
AIRLINES 1990

Name of Company	Total Assessment
American Airlines, Inc.....	\$ 2,973,770
Atlantic Southeast Airlines	796,350
Continental Airlines, Inc.....	3,341,940
Delta Air Lines, Inc.....	7,120,590
Eastern Airlines, Inc.....	131,530
Express Airlines 1, Inc.....	665,550
L'Express	300,000
Metroflight, Inc.....	525,410
Midway Airlines, Inc.....	373,000
Northwest Airlines, Inc.....	257,740
Pan American World Airline	32,620
Southwest Airlines Company	4,082,940
TACA International Airlines	100,460
Trans World Airlines, Inc.....	293,080
United Airlines, Inc.....	1,489,160
U. S. Air, Inc.....	194,780
TOTAL.....	\$ 22,678,920

TABLE NO. 8
EXPRESS COMPANIES 1990

Name of Company	Total Assessment
Airborne Express, Inc.....	\$ 373,100
Airborne Freight Corporation	42,040
Burlington Air Express.....	37,690
DHL Worldwide Express	10,910
Emery Air Freight Corporation.....	262,880
Federal Express	325,670
Longview Limousine and Air.....	2,460
Mountain Air Cargo, Inc.	75,500
United Parcel Service	250,200
TOTAL.....	\$ 1,380,460

SECTION 2

**ASSESSMENTS ESTABLISHED BY ASSESSORS
EXCLUSIVE OF ASSESSMENTS MADE DIRECTLY**

BY THE

LOUISIANA TAX COMMISSION

FOR THE

YEAR 1990

(1991 IN THE PARISH OF ORLEANS)

LOUISIANA TAX COMMISSION

Parish	TABLE NO. 9* AGRICULTURAL LANDS CLASS "I"			TABLE NO. 10* AGRICULTURAL LANDS CLASS "II"		
	Number of Acres	Fair Market Value or Use Value	Total Assessed Value	Number of Acres	Fair Market Value or Use Value	Total Assessed Value
Acadia		\$	\$	82,990	\$ 26,576,100	\$ 2,657,610
Allen						
Ascension				52,579	19,776,300	1,977,630
Assumption				55,307	17,146,700	1,714,670
Avoyelles	75,907	30,219,900	3,021,990	24,567	7,778,900	777,890
Benewald	42	15,650	1,565	84,642	23,150,620	2,315,062
Bienvenue	31	11,200	1,120	12,118	3,202,500	320,280
Bossier	12,949	5,177,000	517,700	23,399	7,371,300	737,130
Caddo	30,277	12,354,100	1,235,410	40,069	12,914,600	1,291,460
Calcasieu				119,228	38,151,500	3,815,150
Caldwell	17,626	6,600,400	660,040	10,005	2,770,200	277,020
Cameron				60,067	19,316,990	1,931,699
Catahoula	6,766	2,502,800	250,280	53,561	14,361,600	1,436,160
Claborne						
Concordia	4,292	1,802,800	180,280	27,940	10,339,200	1,033,920
DeSoto	3,203	1,185,110	118,511	4,254	1,148,580	114,858
East Baton Rouge		2,075,680	207,568			
East Carroll	5,176					
East Feliciana		1,560,800	156,080	25,702	8,176,480	817,648
Evangeline	4,117	72,800	7,280	124,070	26,299,200	2,629,920
Franklin	182	2,346,610	234,661	52,322	14,115,500	1,411,550
Grant	6,265			155,868	49,279,400	4,927,940
Iberia				3,040	899,540	89,954
Iberville				67,444	22,256,570	2,225,667
Jackson				67,043	24,136,100	2,413,610
Jefferson				647	200,600	20,060
Jefferson Davis				22,985	7,792,100	779,210
Lafayette	8,418	3,029,500	302,950	54,871	14,269,800	1,426,980
Lafourche				38,666	13,905,400	1,390,540
LaSalle	130	48,600	4,860	4,149	1,146,800	114,680
Lincoln				5,361	1,490,600	149,060
Livingston	65	24,600	2,460	25,108	6,983,200	698,320
Madison	20,461	8,166,920	816,692	27,926	8,886,310	888,631
Morehouse	68,205	27,282,900	2,728,290	91,704	27,500,300	2,750,030
Natchitoches	27,351	11,485,800	1,148,580	13,755	4,675,200	467,520
Orleans - 1st MD						
2nd MD						
3rd MD						
4th MD						
5th MD						
6th MD						
7th MD						
SUB-TOTAL						
Ouachita	13,879	5,427,900	542,790	23,789	7,170,200	717,020
Plaquemines				6,890	2,891,500	289,150
Pointe Coupee	36	15,500	1,550	130,962	46,475,870	4,647,587
Rapides	42,713	18,340,530	1,834,053	20,391	7,304,100	730,410
Red River	9,216	3,694,400	369,440	28,289	8,580,900	858,090
Richland	29,528	10,937,700	1,093,770	96,739	26,566,500	2,656,650
Sabine						
St. Bernard				1,476	592,300	59,230
St. Charles				4,665	1,612,450	161,245
St. Helena				17,265	5,593,300	559,330
St. James	46,905	16,801,560	1,680,156	5,805	1,513,870	151,387
St. John the Baptist				13,300	5,003,870	500,387
St. Landry	9,802	4,321,100	432,110	231,441	69,398,600	6,939,860
St. Martin	800	317,200	31,720	45,797	14,282,640	1,428,264
St. Mary				27,397	8,729,520	872,952
St. Tammany				19,733	6,306,100	630,610
Tangipahoa				28,174	8,793,290	879,299
Tensas	18,100	7,573,400	757,340	16,300	5,518,600	551,860
Terrebonne	16,475	8,019,500	801,950	6,773	2,084,200	208,420
Union	148	26,500	2,650	1,758	470,700	47,070
Vermilion				88,142	26,438,500	2,643,850
Vernon				4,886	1,315,900	131,590
Washington				22,102	6,988,800	698,880
Webster				6,000	1,612,700	161,270
West Baton Rouge	1,367	586,000	58,600	32,644	11,689,200	1,168,920
West Carroll	1,350	527,300	52,730	23,467	6,298,800	629,880
West Feliciana				9,714	3,090,000	309,000
Winn	864	323,600	32,360	2,381	662,800	66,280
TOTALS	484,334	\$ 192,876,360	\$ 19,287,536	2,348,257	\$ 722,863,700	\$ 72,286,370

*10% of Use Value

TWENTY-FIFTH BIENNIAL REPORT

Parish	TABLE NO. 11* AGRICULTURAL LANDS CLASS "III"			TABLE NO. 12* AGRICULTURAL LANDS CLASS "IV"		
	Number of Acres	Fair Market Value or Use Value	Total Assessed Value	Number of Acres	Fair Market Value or Use Value	Total Assessed Value
Acadia	221,172	\$ 52,999,800	\$ 5,299,980	1,497	\$ 321,200	\$ 32,120
Allen	109,735	28,042,060	2,804,206	45	10,500	1,050
Ascension	9,473	2,553,200	255,320	1,841	214,200	21,420
Assumption	18,156	4,470,100	447,010	92,119	16,955,100	1,695,510
Avoyelles	77,171	19,027,800	1,902,780	88,977	1,665,300	166,530
Beauregard	3,759	889,770	88,977	11,536	5,302,400	530,240
Bienvenue	15,668	3,589,900	358,990	28,401	6,459,200	645,920
Bossier	58,227	14,437,400	1,443,740	33,888	159,700	15,970
Caddo	65,424	16,562,800	1,656,280	841	567,300	56,730
Calcasieu	164,029	41,034,400	4,103,440	3,754	5,325,160	532,516
Caldwell	24,531	5,831,800	583,180	27,444	19,269,200	1,926,920
Cameron	51,292	13,177,470	1,317,747	62,587	1,878,930	187,990
Catahoula	107,564	24,785,100	2,478,510	12,993	23,106,400	2,310,640
Claiborne	41,077	9,392,100	939,210	100,451	6,601,500	660,150
Concordia	113,819	30,735,700	3,073,570	5,031	959,060	95,906
DeSoto	59,480	14,275,200	1,427,520	2,012	311,200	31,120
East Baton Rouge	169,781	42,619,950	4,261,995	42,067	7,862,500	786,250
East Carroll	164,141	39,450,100	3,945,010	3,192	480,110	48,011
East Feliciana	105,269	26,109,100	2,610,910	5,176	1,061,460	106,146
Evangeline	28,293	6,730,230	673,023	4,222	928,600	92,860
Franklin	39,710	8,094,220	809,422	12,169	2,245,500	224,550
Grant	14,698	3,821,700	382,170	1,194,700	119,470	11,947
Iberia	5,261	1,288,200	128,820	5,140	721,400	72,140
Iberville	293,771	76,492,500	7,649,250	50,821	11,173,700	1,117,370
Jackson	55,857	12,308,400	1,230,846	6,625	1,004,900	100,490
Jefferson	46,687	11,590,100	1,159,010	10,865	1,649,100	164,910
Jefferson Davis	5,607	1,359,000	135,900	2	300	30
Lafayette	15,446	3,678,800	367,880	18,560	549,690	54,969
Lafourche	784	185,600	18,560	6,735	1,348,900	134,890
LaSalle	207,206	52,187,780	5,218,778	39,652	7,542,900	754,290
Lincoln	207,206	52,187,780	5,218,778	2,859	549,690	54,969
Livingston	207,206	52,187,780	5,218,778	3,133	682,810	68,281
Madison	125,902	31,490,500	3,149,050	16,876	3,230,400	323,040
Morehouse	129,623	29,722,900	2,972,290	1,309	297,900	29,790
Notchitoches	2,770	774,170	77,417	20,756	4,062,600	406,260
Orleans - 1st MD	2,770	774,170	77,417	4,046	745,600	74,560
2nd MD	68,997	17,285,600	1,728,560	13,589	2,704,810	270,481
3rd MD	72,523	17,777,400	1,777,740	19,760	3,762,300	376,230
4th MD	40,492	9,332,060	933,206	35,569	6,559,150	655,915
5th MD	18,622	4,684,000	468,400	12,988	2,598,600	259,860
6th MD	52,989	12,982,650	1,298,265	2,194	378,100	37,810
7th MD	188,860	51,044,700	5,104,470	28,995	4,244,600	424,460
SUB-TOTAL	5,204	1,301,000	130,100	87,092	15,681,400	1,568,140
Ouachita	22,399	5,635,700	563,570	15,641	2,353,000	235,300
Plaquemines	6,890	2,210,300	221,030	4,634	8,656,600	865,650
Pointe Coupee	53,469	15,878,690	1,587,869	56	1,250	125
Rapides	40,586	10,589,950	1,058,995	22,453	3,280,000	328,000
Rapides	51,595	12,699,600	1,269,960	275,730	2,757,300	275,730
Red River	114,617	26,868,000	2,686,800	604,040	6,040,400	604,040
Richland	18,510	4,872,000	487,200	275,730	2,757,300	275,730
Sabine	1,207	317,790	31,779	56	12,500	1,250
St. Bernard	1,190	282,770	28,277	10,374	1,523,100	152,310
St. Charles	21,203	5,391,200	539,120	26,700	4,917,600	491,760
St. Helena	2,770	774,170	77,417	7,745	1,170,550	117,055
St. James	2,770	774,170	77,417	1,140,624	\$ 212,850,450	\$ 21,285,045
St. John the Baptist	68,997	17,285,600	1,728,560	2,859	549,690	54,969
St. Landry	72,523	17,777,400	1,777,740	3,133	682,810	68,281
St. Martin	40,492	9,332,060	933,206	16,876	3,230,400	323,040
St. Mary	18,622	4,684,000	468,400	1,309	297,900	29,790
St. Tammany	52,989	12,982,650	1,298,265	20,756	4,062,600	406,260
Tangipahoa	188,860	51,044,700	5,104,470	4,046	745,600	74,560
Tensas	5,204	1,301,000	130,100	13,589	2,704,810	270,481
Terrebonne	23,232	5,324,900	532,490	19,760	3,762,300	376,230
Union	179,848	43,201,000	4,320,100	35,569	6,559,150	655,915
Vermilion	14,682	3,517,000	351,700	12,988	2,598,600	259,860
Vernon	37,862	9,393,800	939,380	2,194	378,100	37,810
Washington	26,106	6,040,400	604,040	28,995	4,244,600	424,460
Webster	10,574	2,757,300	275,730	56	12,500	1,250
West Baton Rouge	157,275	36,613,000	3,661,300	10,374	1,523,100	152,310
West Carroll	20,402	5,075,600	507,560	26,700	4,917,600	491,760
West Feliciana	8,636	2,050,600	205,060	7,745	1,170,550	117,055
Winn	8,636	2,050,600	205,060	7,745	1,170,550	117,055
TOTALS	3,795,535	\$ 941,112,220	\$ 94,111,222	1,140,624	\$ 212,850,450	\$ 21,285,045

*10% of Use Value

LOUISIANA TAX COMMISSION

Parish	TABLE NO. 13** AGRICULTURAL LANDS MISCELLANEOUS			TABLE NO. 14* TIMBERLANDS CLASS "T"		
	Number of Acres	Fair Market Value or Use Value	Total Assessed Value	Number of Acres	Fair Market Value or Use Value	Total Assessed Value
Acadia	12,623	\$ 12,592,500	\$ 1,259,250	1,457	\$ 273,600	\$ 27,360
Allen	7,049	14,552,650	1,455,265			8,470
Ascension	16,784	47,548,700	4,754,870	477	94,700	10,430
Assumption	4,641	1,618,000	161,800	525	104,300	10,430
Avoyelles	23	1,000	100	15,300	3,046,100	304,610
Beauregard				27	5,200	520
Bienville				63,662	12,664,700	1,266,870
Bossier	3,297	5,008,400	500,840	6,784	1,299,400	129,940
Caddo				797	150,000	15,000
Calcasieu						
Caldwell						
Cameron						
Catahoula	1,649	2,007,300	200,730	4,673	931,300	93,130
Claiborne	196	140,500	14,050			
Concordia				5,435	1,081,000	108,100
DeSoto						
East Baton Rouge						
East Carroll	155,559	276,381,600	27,638,180			
East Feliciana						
Evangeliste				32,282	6,421,580	642,150
Franklin				688	137,100	13,710
Grant				85	16,900	1,690
Iberia	9,152	67,429,780	6,742,978	1,651	328,260	32,826
Iberville				9,852	1,872,600	187,260
Jackson						
Jefferson						
Jefferson Davis	4,661	3,511,200	351,120			
Lafayette	663	34,700	3,470			
Lafourche						
LaSalle				10,681	2,126,200	212,620
Lincoln						
Livingston				155,100	30,551,700	3,055,170
Madison						
Morehouse				2,189	435,600	43,560
Natchitoches				1,164	232,000	23,200
Orleans - 1st MD						
2nd MD						
3rd MD						
4th MD						
5th MD						
6th MD						
7th MD						
SUB-TOTAL						
Ouachita	6,416	19,200,000	1,920,000	69	13,500	1,350
Plaquemines						
Pointe Coupee	1,267	1,633,411	163,341	29,263	5,794,460	579,446
Rapides	126	41,390	4,139	11,099	2,039,940	203,994
Red River				967	189,000	18,900
Richland	1,522	2,789,400	278,940	2,533	479,300	47,930
Sabine	121	74,160	7,410	34,850	7,102,600	710,200
St. Bernard	90	740,160	74,016			
St. Charles						
St. Helena	2,092	4,105,400	410,540	89,782	17,848,600	1,784,860
St. James						
St. John the Baptist						
St. Landry				4,202	855,400	85,540
St. Martin				46,551	9,259,700	925,970
St. Mary	9,473	18,338,710	1,833,871			
St. Tammany				17,112	3,152,900	315,290
Tangipahoa				25,532	5,075,820	507,602
Tensas	10,100	1,073,100	107,310	2,223	442,000	44,200
Terrebonne	17,531	51,504,500	5,150,450			
Union	4,343	2,481,000	248,100	225,267	37,269,400	3,726,940
Vermilion						
Vernon				52	6,600	660
Washington				16,085	3,056,900	305,690
Webster						
West Baton Rouge				4,643	849,600	84,960
West Carroll				1,492	277,400	27,740
West Feliciana				71,630	14,222,800	1,422,280
Winn				509	101,300	10,130
TOTALS	269,477	\$ 532,807,701	\$ 53,280,770	896,690	\$ 169,815,410	\$ 16,981,541

*10% of Use Value
**10% of Fair Market Value

TWENTY-FIFTH BIENNIAL REPORT

Parish	TABLE NO. 15* TIMBERLANDS: CLASS "II"			TABLE NO. 16* TIMBERLANDS: CLASS "III"		
	Number of Acres	Fair Market Value or Use Value	Total Assessed Value	Number of Acres	Fair Market Value or Use Value	Total Assessed Value
Acaudin	47,850	\$ 7,454,500	\$ 745,450	1,424	\$ 158,900	\$ 15,890
Allen	356,534	59,007,900	5,900,790			
Ascension	36,432	6,530,200	653,020	107	12,300	1,230
Assumption	1,027	169,900	16,990	303	34,900	3,490
Avoyelles	38,122	6,306,200	630,620	100,479	11,572,300	1,157,230
Beauregard	615,215	101,763,140	10,176,314	7,816	960,410	90,041
Bienville	60,656	10,033,000	1,003,300	339,704	39,132,700	3,913,270
Bossier	85,500	13,676,900	1,367,690	189,674	21,477,300	2,147,730
Caduto	87,221	13,682,600	1,368,260	171,674	18,988,600	1,898,660
Calcasieu	173,561	26,485,600	2,648,560			
Caldwell	111,959	18,380,600	1,838,060	113,316	13,096,600	1,309,660
Cameron						
Catahoula	89,369	14,789,200	1,478,920	37,422	4,312,800	431,280
Claborn	50,430	8,345,400	834,540	343,327	39,531,700	3,953,170
Concordia	62,666	10,366,300	1,036,630	2,971	342,000	34,200
DeSoto	89,102	14,705,400	1,470,540	320,745	36,894,490	3,689,449
East Baton Rouge						
East Carroll				6,753	777,940	77,794
East Feliciana	102,447	17,154,600	1,715,460			
Evangeline	110,587	18,299,600	1,829,960	36,723	4,234,300	423,430
Franklin	29,942	4,957,600	495,760	30,581	3,523,700	352,370
Grant	105,690	17,489,450	1,748,945	71,806	8,273,800	827,380
Iberia	5,124	847,620	84,762	3,189	367,430	36,743
Iberville	50,717	8,115,300	811,530	5,110	562,300	56,230
Jackson	155,274	25,695,200	2,569,520	181,618	20,885,200	2,088,520
Jefferson						
Jefferson Davis	47,194	7,619,100	761,910			
Lafayette						
LaFourche	709	117,300	11,730	4,793	552,100	55,210
LaSalle	175,077	28,964,500	2,896,450	126,472	14,573,300	1,457,330
Lincoln	76,667	12,686,800	1,268,580	165,748	19,093,800	1,909,380
Livingston	99,183	16,445,500	1,644,550	34,995	3,996,500	399,650
Madison	49,338	8,151,510	815,151			
Morehouse	115,028	19,019,400	1,901,940	36,369	4,187,700	418,770
Natchitoches	92,806	15,365,800	1,536,580	307,287	35,416,000	3,541,600
Orleans - 1st MD						
2nd MD						
3rd MD						
4th MD						
5th MD						
6th MD						
7th MD						
SUB-TOTAL						
Ouachita	134,560	22,245,500	2,224,550	37,307	4,299,700	429,970
Plaquemines						
Poite Coupee	56,811	9,374,590	937,459	29,208	3,332,380	333,238
Rapides	241,866	36,889,200	3,688,920	137,022	14,565,900	1,456,590
Red River	91,672	15,127,100	1,512,710	18,822	2,200,700	220,070
Richland	45,020	7,040,000	704,000			
Saline	206,492	34,875,600	3,487,560	210,567	24,721,100	2,472,110
St. Bernard						
St. Charles						
St. Helena	106,523	17,618,700	1,761,870			
St. James						
St. John the Baptist						
St. Landry	59,903	9,903,300	990,330	30,245	3,488,900	348,890
St. Martin	21,975	3,634,280	363,428	20,978	2,416,560	241,656
St. Mary						
St. Tammany	267,472	41,014,000	4,101,400			
Thibodaux	219,110	36,242,920	3,624,292			
Tensas	63,600	10,504,000	1,050,400	6,649	766,000	76,600
Terrebonne						
Union	214,414	24,714,400	2,471,440	11,696	949,900	94,990
Vermilion				7,431	889,500	88,950
Vernon	385,296	63,701,300	6,370,130	230,557	26,675,900	2,667,590
Washington	282,076	45,882,400	4,588,240			
Webster	87,611	14,493,100	1,449,310	133,181	15,345,900	1,534,590
West Baton Rouge	44,316	6,758,400	675,840	181	19,200	1,920
West Carroll	28,538	4,871,200	487,120	239	31,900	3,190
West Feliciana	53,032	8,657,400	865,740			
Winn	259,584	42,856,930	4,265,693	202,227	23,273,350	2,327,335
TOTALS	5,992,396	\$ 968,929,440	\$ 96,892,944	3,716,839	\$ 425,875,960	\$ 42,587,596

*10% of Use Value

LOUISIANA TAX COMMISSION

Parish	TABLE NO. 17* TIMBERLANDS CLASS "IV"			TABLE NO. 18** MISCELLANEOUS TIMBERLANDS		
	Number of Acres	Fair Market Value or Use Value	Total Assessed Value	Number of Acres	Fair Market Value or Use Value	Total Assessed Value
Acadia	31,553	\$ 2,472,300	\$ 247,230	215	\$ 97,500	\$ 9,750
Allen				659	689,400	68,940
Ascension				3,453	5,091,900	509,190
Assumption	141,523	11,477,900	1,147,790			
Avoynes	10,404	842,900	84,290	1,853	794,600	79,460
Beauregard	152	12,320	1,232			
Bienville	166	13,300	1,330			
Bossier	13,122	1,030,700	103,070	3,169	3,529,000	352,900
Caddo	10,357	799,300	79,930			
Calcasieu	23,123	1,773,100	177,310	33,522	1,173,200	117,320
Caldwell	13,383	1,083,100	108,310			
Cameron						
Catahoulin	5,107	414,000	41,400			
Clatborne				895	723,500	72,350
Concordia	19,192	1,566,100	156,610			
DeSoto						
East Baton Rouge						
East Carroll	27,610	2,239,220	223,922			
East Feliciana						
Evangeline	1,525	124,300	12,430			
Franklin	11,575	945,000	94,500			
Grant	24,663	2,002,200	200,220			
Iberia	58,626	4,754,530	475,453			
Iberville	174,508	13,960,400	1,396,040			
Jackson						
Jefferson						
Jefferson Davis	11,124	947,700	94,770	1,355	630,000	63,000
Lafayette						
Lafourche	73,697	5,976,100	597,610			
LaSalle	6,802	550,800	55,080			
Lincoln						
Livingston	42,910	3,498,900	349,890			
Madison	14,742	1,601,810	160,181			
Morehouse	11,829	961,100	96,110			
Natchitoches	10,298	834,000	83,400			
Orleans - 1st MD						
2nd MD						
3rd MD						
4th MD						
5th MD						
6th MD						
7th MD						
SUB-TOTAL						
Ouachita	14,456	1,170,900	117,090	14,424	42,040,560	4,204,066
Plaquemines						
Pointe Coupee	13,853	1,122,080	112,208	387	177,000	17,700
Rapides	20,191	1,542,570	154,257			
Red River	164	13,100	1,310			
Richland	7,000	539,000	53,900	59	75,400	7,540
Sabine				379	162,700	16,270
St. Bernard						
St. Charles						
St. Helena						
St. James						
St. John the Baptist						
St. Landry	74,375	6,029,100	602,910			
St. Martin	202,602	16,427,180	1,642,718			
St. Mary	66,812	5,418,240	541,824	658	87,410	8,741
St. Tammany	4,831	374,000	37,400			
Tangipahou	22,128	1,794,790	179,479			
Tensas	27,893	2,255,500	225,550			
Terrebonne				82,582	6,048,700	604,870
Union	9,788	5,590,300	559,030			
Vermilion	15,150	1,219,500	121,950			
Vernon	429	34,700	3,470			
Washington						
Webster				20,355	1,650,400	165,040
West Baton Rouge	543	41,500	4,150			
West Carroll	100	7,800	780			
West Feliciana	22,174	1,842,200	184,220			
Winn	82	6,650	665			
TOTALS	1,240,763	\$ 105,300,190	\$ 10,530,019	163,968	\$ 63,591,370	\$ 6,359,137

*10% of Use Value
 **10% of Fair Market Value

TWENTY-FIFTH BIENNIAL REPORT

Parish	TABLE NO. 19* FRESH WATER MARSH			TABLE NO. 20* SALT WATER MARSH		
	Number of Acres	Fair Market Value or Use Value	Total Assessed Value	Number of Acres	Fair Market Value or Use Value	Total Assessed Value
Acadia		\$	\$		\$	\$
Allen						
Ascension	30,614	2,491,300	249,130			
Assumption						
Avoyelles	16,965	981,400	98,140			
Beauregard	157	8,800	880			
Bienville						
Bossier	17,478	1,399,700	139,970			
Caddo	129	10,400	1,040			
Calcasieu	13,227	1,057,900	105,790	48,167	3,375,300	337,530
Caldwell						
Cameron	221,081	17,739,700	1,773,970	311,799	21,860,850	2,186,085
Catahoula	38,048	3,044,100	304,410			
Claiborne						
Concordia	260,480	2,784,300	278,430			
DeSoto	6,085	486,800	48,680			
East Baton Rouge						
East Carroll	14,649	1,178,830	117,883			
East Feliciana	51,412	4,206,300	420,630			
Evangeliste	3,867	309,700	30,970			
Franklin	6,165	493,300	49,330			
Grant	6,882	282,280	28,228			
Iberia	17,692	1,408,160	140,816	63,473	4,443,110	444,311
Iberville						
Jackson						
Jefferson						
Jefferson Davis	5,878	483,500	48,350			
Lafayette						
Lafourche	198,432	15,863,600	1,586,360	267,173	18,691,800	1,869,180
LaSalle	1,355	108,500	10,850			
Lincoln						
Livingston						
Madison						
Morehouse	20,331	1,626,400	162,640			
Natchitoches	16,288	1,144,800	114,480			
Orleans - 1st MD						
2nd MD						
3rd MD						
4th MD						
5th MD						
6th MD						
7th MD						
SUB-TOTAL	9,544	758,600	75,860	518,286	36,309,700	3,630,970
Ouachita						
Plaquemines						
Pointe Coupee						
Rapides	163	8,240	824			
Red River	8,392	685,500	68,550			
Richland	38,348	3,075,200	307,520			
Sabine						
St. Bernard				312,969	21,910,190	2,191,019
St. Charles	1,536	7,175,180	717,518			
St. Helena	3,925	314,200	31,420			
St. James	85,050	6,497,680	649,788			
St. John the Baptist	90,487	6,405,920	640,692			
St. Landry						
St. Martin						
St. Mary	625	118,490	11,849	218,619	16,381,630	1,638,163
St. Tammany	36,024	2,861,600	286,160	31,105	2,179,100	217,910
Tangipahoa	35,424	2,834,190	283,419			
Tensas	10,071	804,300	80,430			
Terrebonne	654,635	59,859,400	5,985,940			
Union						
Vermilion	179,520	14,374,000	1,437,430	138,952	9,732,500	973,250
Vernon						
Washington						
Webster						
West Baton Rouge	11,723	1,247,700	124,770			
West Carroll						
West Feliciana	23,861	1,914,700	191,470			
Winn	200	115,400	11,540			
TOTALS	2,336,033	\$ 166,160,570	\$ 16,616,057	1,910,543	\$ 133,884,180	\$ 13,388,418

**10% of Use Value

LOUISIANA TAX COMMISSION

Parish	TABLE NO. 21** LAND: SUBJECT TO HOMESTEAD		TABLE NO. 22** LAND: ALL OTHER	
	Fair Market Value or Use Value	Total Assessed Value	Fair Market Value or Use Value	Total Assessed Value
Acadia	\$ 74,963,900	\$ 7,496,390	\$ 117,424,000	\$ 11,742,400
Allen	158,084,210	15,808,421	99,674,450	9,967,445
Ascension	107,682,700	10,768,270	154,948,100	15,494,810
Assumption	39,944,510	3,994,451	46,957,990	4,695,799
Avoyelles	92,395,300	9,239,530	91,974,300	9,197,430
Beauregard	35,637,650	3,563,765	132,034,650	13,203,465
Bienville	16,738,290	1,673,820	76,134,300	7,613,430
Bossier	143,182,390	14,318,230	228,828,500	22,882,500
Caddo	517,502,800	51,750,280	724,085,200	72,408,520
Calcasieu	389,357,190	38,935,719	405,249,310	40,524,931
Caldwell	10,830,600	1,083,060	45,463,900	4,546,390
Cameron	10,156,410	1,015,641	77,477,240	7,747,724
Catahoula	17,611,800	1,761,180	71,518,500	7,151,850
Clinborne	25,219,900	2,521,990	66,744,500	6,674,450
Concordia	35,269,700	3,526,970	114,736,500	11,473,650
DeSoto	35,586,150	3,558,615	91,778,450	9,177,845
East Baton Rouge	1,041,799,500	104,179,950	1,202,326,300	120,232,630
East Carroll	14,752,260	1,475,226	62,664,120	6,266,412
East Feliciana	17,556,000	1,755,600	64,789,200	6,478,920
Evangeline	45,917,300	4,591,730	96,458,200	9,645,820
Franklin	42,286,250	4,228,625	74,919,330	7,491,933
Grant	15,446,790	1,544,679	33,748,480	3,374,848
Iberia	160,876,370	16,087,637	153,854,320	15,385,432
Iberville	60,571,600	6,057,160	140,670,300	14,067,030
Jackson	15,693,400	1,569,340	56,610,800	5,661,080
Jefferson	2,338,503,320	233,850,532	2,690,538,300	269,053,830
Jefferson Davis	62,636,600	6,263,660	140,786,600	14,078,660
Lafayette	223,331,420	22,333,142	206,344,040	20,634,404
Lafourche	156,466,000	15,646,600	162,459,600	16,245,960
LaSalle	15,161,200	1,516,120	52,892,550	5,289,255
Lincoln	13,709,600	1,370,960	80,541,600	8,054,160
Livingston	78,094,900	7,809,490	108,854,100	10,885,410
Madison	59,184,340	5,918,434	102,097,920	10,209,792
Morhouse	30,388,000	3,038,800	154,917,600	15,491,760
Natchitoches	51,856,800	5,185,680	130,039,300	13,003,930
Orleans - 1st MD	26,257,000	2,625,700	629,366,540	62,936,654
2nd MD	220,522,000	22,052,200	367,551,830	36,755,183
3rd MD	601,697,000	60,169,700	677,009,340	67,700,934
4th MD	42,282,000	4,228,200	66,620,700	6,662,070
5th MD	181,484,000	18,148,400	193,013,100	19,301,310
6th MD	197,573,000	19,757,300	162,470,370	16,247,037
7th MD	133,499,000	13,349,900	122,104,200	12,210,420
SUBTOTAL	1,403,314,000	140,331,400	2,220,136,000	222,013,600
Ouchita	613,015,290	61,301,529	129,133,970	12,913,997
Plaquemines	46,872,300	4,687,230	272,502,700	27,250,270
Poite Coupee	61,123,340	6,112,334	142,943,820	14,294,382
Rapides	265,700,290	26,570,029	423,877,720	42,387,772
Red River	12,798,500	1,279,850	47,227,800	4,722,780
Richland	26,998,300	2,699,830	79,445,400	7,944,540
Sabine	43,875,200	4,387,520	118,851,200	11,885,120
St. Bernard	294,767,450	29,476,745	186,782,700	18,678,270
St. Charles	133,396,760	13,339,676	203,059,690	20,305,969
St. Helena	17,754,500	1,775,450	37,132,100	3,713,210
St. James	22,907,450	2,290,745	54,218,070	5,421,807
St. John the Baptist	96,487,080	9,648,708	82,732,580	8,273,258
St. Landry	127,570,400	12,757,040	262,332,800	26,233,280
St. Martin	116,451,440	11,645,144	93,181,750	9,318,175
St. Mary	71,795,450	7,179,545	171,234,400	17,123,440
St. Tammany	532,266,560	53,226,656	676,112,920	67,611,292
Tangipahoa	307,250,530	30,725,053	30,725,053	3,072,505
Tensas	17,124,100	1,712,410	87,769,100	8,776,910
Terrebonne	181,026,950	18,102,695	283,276,700	28,327,670
Union	25,321,800	2,532,180	90,428,700	9,042,870
Vermilion	48,991,100	4,899,110	215,688,500	21,568,850
Vernon	45,897,600	4,589,760	4,917,500	491,750
Washington	49,176,000	4,917,600	66,488,700	6,648,700
Webster	46,039,050	4,603,905	76,392,700	7,639,270
West Baton Rouge	73,795,000	7,379,500	86,139,400	8,613,940
West Carroll	26,434,600	2,643,460	34,600,400	3,460,040
West Feliciana	15,507,900	1,550,790	47,743,900	4,774,390
Winn	13,432,750	1,343,275	73,784,060	7,378,406
TOTALS	\$ 10,899,401,260	\$ 1,089,940,126	\$ 14,741,391,610	\$ 1,474,139,161

**10% of Fair Market Value

TWENTY-FIFTH BIENNIAL REPORT

Parish	TABLE NO. 23** IMPROVEMENTS: RESIDENTIAL-HOMESTEAD		TABLE NO. 24** IMPROVEMENTS: RESIDENTIAL-OTHER	
	Fair Market Value or Use Value	Total Assessed Value	Fair Market Value or Use Value	Total Assessed Value
Acadia	\$ 307,909,000	\$ 30,790,900	\$	\$
Allen	5,433,450	543,345	14,549,500	1,354,950
Ascension	435,125,300	43,512,530	50,905,900	5,090,590
Assumption	155,323,700	15,532,370	1,110,400	111,040
Avoynes	265,068,300	26,506,830	7,848,250	784,825
Beauregard	188,577,890	18,857,789	16,398,080	1,639,808
Bienville	60,671,600	6,067,160	2,619,600	261,960
Bossier	878,100,000	87,810,000	45,256,500	4,525,650
Caddo	2,077,055,800	207,705,580	692,666,900	69,266,690
Calcasieu	1,889,544,600	188,954,660	2,591,200	259,120
Caldwell	76,846,800	7,684,680	1,693,500	169,350
Cameron	54,596,590	5,459,659	16,161,590	1,616,159
Catahoula	65,674,500	6,567,480	3,770,700	377,070
Clatsborne	146,297,100	14,629,710	2,672,600	267,260
Concordia	183,538,400	18,353,840	6,544,700	664,470
Concordia	227,481,770	22,748,177	7,573,000	757,300
DeSoto	4,266,209,500	420,620,950	900,357,000	90,035,700
East Baton Rouge	62,684,700	6,268,470
East Carroll	114,775,430	11,477,543	27,786,740	2,778,674
East Feliciana	215,610,600	21,561,060	29,443,700	2,944,370
Evangeline	169,753,200	16,975,320	2,477,000	247,700
Franklin	102,205,580	10,120,558	7,604,410	760,441
Grant	490,892,560	49,089,258	145,035,070	14,503,507
Iberia	257,000,000	25,700,000	30,236,200	3,023,620
Iberville	116,427,300	11,642,730	4,683,400	468,340
Jackson	5,028,524,350	502,893,435	1,280,259,840	128,025,984
Jefferson	230,392,600	23,039,260	29,279,100	2,927,910
Jefferson Davis	1,172,489,950	117,248,998	400,308,020	40,030,802
Lafayette	766,451,000	76,645,100	36,499,600	3,649,960
Lafourche	107,845,300	10,781,530	1,830,200	183,020
LaSalle	339,776,300	33,577,630	93,355,900	9,335,590
Lincoln	534,741,600	53,474,160	13,270,700	1,327,070
Livingston	44,109,420	4,410,942	6,171,000	617,100
Madison	218,693,900	21,869,390	43,446,600	4,344,660
Morehouse	298,941,300	29,894,130	16,036,800	1,603,680
Natchitoches	61,268,000	6,126,800	436,834,540	43,683,454
Orleans - 1st MD	514,551,000	51,455,100	458,089,480	45,808,948
2nd MD	1,865,376,000	180,537,600	658,247,730	65,824,773
3rd MD	133,900,000	13,300,000	206,724,510	20,672,451
4th MD	516,532,000	51,653,200	213,801,200	21,380,120
5th MD	700,487,000	70,048,700	578,556,020	57,855,802
6th MD	400,496,000	40,049,600	222,820,310	22,282,031
7th MD	4,132,612,000	413,261,200	2,775,075,790	277,507,579
SUBTOTAL	1,481,444,140	148,144,140	10,984,230	1,098,423
Ouachita	166,636,200	16,663,620	19,543,800	1,954,380
Plaquemines	143,223,560	14,322,356	24,612,800	2,461,280
Pointe Coupee	993,079,760	99,307,976	166,207,060	16,620,706
Rapides	76,812,900	7,681,290	3,816,000	381,600
Red River	156,447,400	15,644,740	15,240,000	1,524,000
Richland	165,356,400	16,535,640	8,520,400	852,040
Sabine	710,003,410	71,000,341	860,160	86,046
St. Bernard	600,703,060	60,070,306
St. Charles	79,237,900	7,923,790	6,517,900	651,790
St. Helena	110,153,790	11,015,379	7,967,040	796,704
St. James	456,811,570	45,681,167
St. John the Baptist	535,627,300	53,562,730	18,552,000	1,855,200
St. Landry	278,606,350	27,840,635	30,814,320	3,081,432
St. Martin	270,831,740	27,063,174	129,939,330	12,993,933
St. Mary	1,844,581,680	184,459,168	291,773,170	29,177,317
St. Tammany	800,058,300	80,005,830
Tangipahou	53,145,200	5,314,520	24,230,300	2,423,030
Tensas	742,602,160	74,253,216	103,936,300	10,393,630
Terrebonne	174,636,100	17,463,610
Union	407,555,200	40,755,520	129,054,400	12,905,440
Vermilion	222,015,100	22,201,510	81,105,800	8,110,580
Vernon	260,878,300	26,087,830	26,676,900	2,667,690
Washington	327,477,000	32,747,700
Webster	132,976,400	13,297,640	56,454,900	5,645,490
West Baton Rouge	98,733,200	9,873,320	1,223,800	122,380
West Carroll	60,311,800	6,031,180	5,975,700	597,570
West Feliciana	116,571,100	11,657,110	1,770,300	177,030
Winn
TOTALS	\$ 37,079,806,140	\$ 3,707,980,614	\$ 8,197,428,400	\$ 819,742,840

**10% of Fair Market Value

LOUISIANA TAX COMMISSION

Parish	TABLE NO. 25*** IMPROVEMENTS: ALL OTHER		TABLE NO. 26*** INVENTORIES	
	Fair Market Value or Use Value	Total Assessed Value	Fair Market Value or Use Value	Total Assessed Value
Acadia	\$ 67,730,000	\$ 10,159,500	\$ 43,146,800	\$ 6,472,320
Allen	24,216,067	3,632,410	18,720,667	2,808,130
Ascension	164,266,000	23,140,200	261,094,400	39,164,160
Assumption	32,273,067	4,840,950	73,019,667	10,952,950
Aveyelles	89,216,240	13,382,436	27,841,267	4,176,190
Beauregard	51,066,447	7,669,967	51,765,967	7,763,395
Bossier	48,338,467	7,250,770	120,675,000	18,101,250
Bossier	294,701,667	42,705,250	126,067,667	18,760,150
Caddo	919,360,467	137,904,070	563,012,867	84,451,930
Calcasieu	1,102,861,800	165,429,270	470,675,067	70,601,260
Caldwell	6,274,667	941,200	5,364,867	804,730
Cameron	7,677,247	1,161,587	19,931,600	2,974,740
Catahoula	13,094,733	1,950,710	6,610,733	991,610
Claiborne	22,202,467	3,330,370	18,700,333	2,805,050
Concordia	33,467,133	5,020,070	15,455,667	2,318,350
DeSoto	25,815,087	3,872,263	25,478,660	3,821,799
East Baton Rouge	1,728,169,467	259,225,420	848,454,667	127,268,200
East Carroll	18,201,033	2,730,155	6,651,913	997,787
East Feliciana	9,675,687	1,451,363	6,230,667	934,600
Evangeline	39,325,467	5,898,820	78,049,733	11,707,460
Franklin	31,470,690	4,720,602	22,090,953	3,313,643
Grant	3,744,753	561,713	19,595,273	2,939,291
Iberia	171,510,467	25,726,570	91,573,773	13,736,066
Iberville	26,723,200	4,005,460	162,371,600	22,855,740
Jackson	24,072,867	3,610,930	26,724,467	4,008,670
Jefferson	1,934,205,520	290,130,825	760,795,613	114,119,342
Jefferson Davis	61,795,067	9,269,260	30,069,200	4,510,380
Lafayette	542,890,967	81,433,645	229,385,467	34,407,820
LaFourche	94,751,533	14,212,730	61,419,467	9,212,920
LaSalle	15,891,933	2,383,790	9,640,187	1,446,028
Linen	87,069,200	14,560,380	48,199,867	7,299,980
Livingston	79,927,067	11,969,060	23,317,667	3,497,650
Madison	22,966,560	3,444,964	8,243,167	1,236,505
Morehouse	87,766,067	13,164,910	52,269,200	7,840,380
Natchitoches	67,415,400	10,112,310	30,121,067	4,518,160
Orleans - 1st MD	1,200,000,000	180,000,000	113,810,793	17,071,619
Orleans - 2nd MD	243,500,000	36,525,000	66,395,633	9,959,330
Orleans - 3rd MD	491,400,000	73,710,000	172,256,907	25,838,536
Orleans - 4th MD	38,200,000	5,730,000	15,163,907	2,274,586
Orleans - 5th MD	74,700,000	11,205,000	10,718,000	1,607,700
Orleans - 6th MD	98,200,000	14,730,000	22,553,400	3,383,040
Orleans - 7th MD	49,900,000	7,485,000	11,217,227	1,682,684
Orleans - SUB/TOTAL	2,195,900,000	329,485,000	412,115,767	61,817,365
Opachita	497,703,020	74,655,453	350,826,000	52,623,900
Plaquemines	102,167,467	15,328,120	200,000,167	30,000,025
Pointe Coupee	46,210,093	6,936,011	15,036,300	2,255,346
Rapides	411,559,613	61,733,942	168,656,113	25,298,417
Red River	12,752,667	1,912,900	10,803,600	1,620,540
Richland	33,174,133	4,976,120	35,925,400	5,388,810
Sabine	75,660,067	11,352,010	24,852,933	3,727,940
St. Bernard	141,531,720	21,229,758	114,001,920	17,100,288
St. Charles	164,945,900	20,241,855	198,497,540	29,774,631
St. Helena	2,856,533	432,980	1,674,867	261,230
St. James	61,224,713	9,033,707	149,280,680	22,392,099
St. John the Baptist	79,771,500	11,050,785	172,397,027	25,850,554
St. Landry	250,589,387	37,586,390	98,767,333	14,815,106
St. Martin	36,068,624	5,710,323	38,559,267	5,783,898
St. Mary	117,529,627	17,629,444	104,513,113	15,676,967
St. Tammany	226,804,027	35,870,454	102,035,067	15,305,260
Tangipahoa	126,636,547	19,325,782	99,934,667	14,990,200
Tensas	3,989,200	698,380	3,283,667	492,550
Terrebonne	215,396,467	32,309,770	101,949,667	15,292,450
Union	48,105,067	7,215,760	14,109,400	2,116,410
Vermilion	26,283,867	3,942,580	62,865,133	9,429,770
Vernon	40,660,400	6,144,810	19,920,467	2,988,070
Washington	52,024,733	7,803,560	23,830,533	3,674,580
Webster	96,881,100	14,532,465	61,091,533	9,164,180
West Baton Rouge	60,964,600	9,144,890	129,650,933	19,447,640
West Carroll	8,601,733	1,320,260	7,276,033	1,091,540
West Feliciana	14,106,000	6,915,930	20,916,600	3,137,490
Winn	25,442,533	3,816,380	20,627,067	3,094,060
TOTALS	\$ 13,144,356,105	\$ 1,971,653,416	\$ 7,116,000,251	\$ 1,067,250,937

***15% of Fair Market Value

TWENTY-FIFTH BIENNIAL REPORT

Parish	TABLE NO. 27*** MACHINERY & EQUIPMENT		TABLE NO. 28*** BUSINESS FURNITURE & FIXTURES	
	Fair Market Value or Use Value	Total Assessed Value	Fair Market Value or Use Value	Total Assessed Value
Aecadia	\$ 71,425,400	\$ 10,713,810	\$ 6,842,400	\$ 1,026,360
Allen	17,659,200	2,648,880	3,205,400	480,810
Ascension	654,541,333	98,181,200	16,111,800	2,416,770
Assumption	42,436,667	6,265,500	3,778,333	566,750
Avoyesles	11,182,933	1,677,440	6,022,467	903,370
Benousgard	90,862,267	13,629,340	7,515,100	1,127,265
Bianville	31,972,000	4,795,800	3,712,000	556,800
Bossier	99,606,133	14,940,920	29,176,067	4,376,110
Caddo	127,781,600	19,167,240	117,971,333	17,695,700
Calcasieu	129,607,800	19,441,170	72,790,533	10,918,580
Caldwell	3,504,867	525,700	2,434,000	365,100
Cameron	53,649,333	8,047,400	803,733	120,560
Catahoula	2,869,733	430,460	1,377,067	206,560
Clabourne	23,629,600	3,544,440	3,110,333	466,560
Concordia	12,083,333	1,812,500	5,438,400	815,760
DeSoto	38,275,947	5,741,392	6,247,660	937,149
East Baton Rouge	886,416,000	132,962,400	216,974,333	32,546,150
East Carroll	4,454,467	668,170	983,507	147,526
East Feliciana	6,661,733	909,260	1,385,333	207,800
Evangeline	31,912,133	4,786,820	10,043,000	1,506,450
Franklin	10,610,973	1,591,646	4,228,500	634,275
Grant	18,050,413	2,707,562	209,347	31,402
Iberia	50,816,267	7,622,440	25,297,087	3,794,563
Iberville	148,194,067	67,229,110	6,383,267	957,490
Jackson	70,287,600	10,543,140	3,685,067	562,760
Jefferson	450,219,687	67,532,953	226,270,400	33,940,560
Jefferson Davis	28,466,000	4,269,760	7,150,800	1,072,620
Lafayette	162,037,167	24,305,575	80,771,107	12,115,666
Lafourche	57,998,667	8,699,800	12,620,133	1,893,020
LaSalle	17,769,553	2,665,433	3,254,513	488,177
Lincoln	59,579,267	8,936,890	11,924,467	1,788,670
Livingston	12,637,733	1,895,660	8,047,400	1,207,110
Madison	5,530,740	829,611	2,135,127	329,269
Morehouse	92,894,400	13,934,160	6,198,333	929,760
Natchitoches	55,671,667	8,350,750	10,695,667	1,604,360
Orleans - 1st MD	263,777,307	39,566,596	252,046,907	37,807,036
2nd MD	32,361,667	4,854,250	45,997,667	6,899,660
3rd MD	160,991,733	21,148,760	47,015,573	7,052,306
4th MD	9,305,707	1,395,856	6,067,553	910,133
5th MD	28,165,940	4,224,891	12,812,413	1,921,862
6th MD	36,883,733	5,532,560	13,176,600	1,976,340
7th MD	6,090,733	913,610	5,947,820	892,173
SUBTOTAL	537,570,820	80,636,523	383,063,533	57,459,530
Ouachita	401,542,000	60,231,300	106,518,333	15,977,760
Plaquemines	323,818,400	48,572,760	6,067,600	908,640
Pointe Coupee	32,616,707	4,922,506	4,191,967	628,705
Rapides	160,622,273	24,093,341	44,135,407	6,620,311
Red River	21,254,600	3,188,190	1,847,733	277,160
Richland	14,705,600	2,205,840	6,420,867	963,130
Sabine	25,585,133	3,837,770	5,072,267	760,840
St. Bernard	186,924,960	28,038,744	12,028,840	1,804,326
St. Charles	806,226,673	120,934,011	22,834,647	3,425,197
St. Helena	3,146,733	472,010	236,533	35,300
St. James	366,876,367	55,031,455	3,252,633	487,895
St. John the Baptist	295,407,113	44,311,067	6,229,880	934,482
St. Landry	2,126,600	316,990	17,339,000	2,600,850
St. Martin	41,214,867	6,182,230	5,326,600	799,280
St. Mary	87,106,000	13,065,900	22,400,600	3,360,090
St. Tammany	80,273,000	12,040,950	35,640,600	5,346,090
Tangipahoa	21,655,867	3,248,380
Tensas	8,402,467	1,260,370	1,391,933	208,790
Terrebonne	176,210,200	26,281,530	38,086,067	5,712,910
Union	21,506,333	3,225,800	1,981,200	297,180
Vermilion	26,242,333	3,786,350	7,229,067	1,084,360
Vernon	18,211,733	2,731,760	5,460,733	819,110
Washington	39,077,133	5,861,570	6,538,000	980,700
Webster	41,856,133	6,278,420	12,141,867	1,821,280
West Baton Rouge	320,567,400	48,085,110	7,852,733	1,177,910
West Carroll	4,748,800	712,320	1,446,400	216,960
West Feliciana	77,451,667	11,617,750	2,892,200	430,830
Winn	32,773,167	4,915,975	3,208,667	481,300
TOTALS	\$ 8,033,565,893	\$ 1,205,034,884	\$ 1,717,376,787	\$ 257,606,518

***15% of Fair Market Value

LOUISIANA TAX COMMISSION

Parish	TABLE NO. 29*** MISCELLANEOUS PERSONAL PROPERTY		TABLE NO. 30*** WATERCRAFT	
	Fair Market Value or Use Value	Total Assessed Value	Fair Market Value or Use Value	Total Assessed Value
Acadia	\$ 7,050,267	\$ 1,057,540	\$	\$
Allen	2,597,867	389,668	61,400	9,210
Ascension	8,795,667	1,310,350	2,270,000	340,500
Assumption	1,297,667	194,650	23,427,400	3,514,110
Ayoutelles	2,015,933	302,390		
Boutorgard	1,386,867	206,050		
Bienville	2,327,800	349,170		
Bossier	2,480,133	372,020		
Caddo	321,361,400	48,204,210		
Calcasieu	22,187,533	3,328,130	9,114,533	1,367,160
Caldwell	3,761,000	562,650		
Cameron	10,895,267	1,620,790	29,018,067	4,352,710
Catahoula	1,573,400	236,010		
Clatborne	3,275,667	491,350		
Concordia	1,729,467	269,420	36,533	5,480
DeSoto	11,178,593	1,676,789		
East Baton Rouge	36,739,333	5,510,900	1,286,000	192,800
East Carroll	274,680	41,187	27,040	4,056
East Feliciana	3,255,200	465,280		
Evangeline	9,791,733	1,468,760		
Franklin	1,547,100	232,065		
Grant	38,380	5,757	61,200	9,180
Iberia	67,034,827	10,065,224	6,263,933	938,090
Iberville	0		449,000	67,350
Jackson	1,740,600	261,090		
Jefferson	236,001,613	35,400,272	17,325,060	2,598,759
Jefferson Davis	8,999,867	1,349,998		
Lafayette	196,120,267	29,418,040		
Lafourche	102,942,533	15,441,380	55,303,267	8,295,490
LaSalle	2,345,887	351,683		
Lincoln	8,242,467	1,236,370		
Livingston				
Madison	1,714,707	267,206		
Morehouse	919,933	137,890		
Natchitoches	2,219,867	332,980		
Orleans - 1st MD	19,107,707	2,865,156	802,107	120,316
2nd MD	8,254,773	1,238,216	1,058,007	158,710
3rd MD	11,822,503	1,773,389	3,509,747	526,462
4th MD	637,560	95,637		
5th MD	1,030,000	151,500	192,533	28,860
6th MD	1,227,733	184,160	1,940,000	291,000
7th MD	2,196,287	329,443	35,600	5,340
SUBTOTAL	44,276,673	6,641,501	7,538,053	1,130,708
Ouachita	39,969,267	5,995,390	81,000	7,650
Plaquemines	341,678,133	51,251,720	82,383,000	12,357,450
Pointe Coupee	1,311,167	196,675		
Rapides	17,039,160	2,555,874		
Red River	448,133	67,229		
Richland	1,417,600	212,640		
Sabine	3,711,467	556,720		
St. Bernard	26,880	4,032	901,987	135,296
St. Charles	16,231,927	2,434,789	3,217,360	482,604
St. Helena	3,616,333	542,750		
St. James	5,401,067	810,160	11,472,200	1,720,830
St. John the Baptist	5,722,040	858,306	3,772,893	565,934
St. Landry	84,498,400	12,674,760		
St. Martin	3,200,000	480,000	868,733	130,310
St. Mary	92,848,673	13,927,301	40,839,600	6,125,940
St. Tammany	10,956,473	1,643,471	70,867	10,630
Tangipahoa	73,122,900	10,968,435		
Tensas	3,361,867	504,280		
Terrebonne	59,988,800	8,998,320	42,118,267	6,362,740
Union	5,283,933	794,090		
Vermilion	114,773,400	17,216,010	39,960,933	5,994,140
Vernon	3,501,267	525,190		
Washington	1,051,333	157,700		
Webster	24,026,933	3,604,040		
West Baton Rouge	5,525,733	828,860	975,667	146,950
West Carroll	788,067	118,210		
West Feliciana	2,498,600	374,700		
Winn	1,299,933	185,990		
TOTALS	\$ 2,051,191,780	\$ 307,678,767	\$ 379,103,993	\$ 56,865,599

***15% of Fair Market Value

Parish	TABLE NO. 31*** AIRCRAFT		TABLE NO. 32*** CREDITS Insurance & Finance Cos.	
	Fair Market Value or Use Value	Total Assessed Value	Fair Market Value or Use Value	Total Assessed Value
Acadia	\$	\$	\$ 979,467	\$ 146,920
Allen	16,000	2,400	50,533	7,560
Ascension	92,533	13,880	262,067	39,310
Assumption	403,667	60,580	914,267	137,140
Ayoelles	153,000	22,950	621,667	93,280
Beauregard			106,667	16,000
Bienville			173,467	26,020
Bossier	1,431,867	214,780	4,950,667	743,080
Caddo	7,091,267	1,063,690	5,218,400	782,760
Calcasieu	6,672,400	1,000,660	1,186,667	177,910
Caldwell				
Cameron	6,417,800	962,670		
Catahoula	10,000	1,500		
Claiborne			13,333	2,000
Concordia	9,267	1,390	11,933	1,790
DeSoto			66,600	9,990
East Baton Rouge	5,129,667	768,650	78,761,333	11,814,200
East Carroll			11,667	1,750
East Feliciana	1,733	260	80,000	12,000
Evangeline			190,000	28,500
Franklin			46,667	7,000
Grant				
Iberia	1,938,600	290,790	143,733	21,560
Iberville			930,400	139,560
Jackson	34,667	5,200	131,400	19,710
Jefferson	37,430,867	5,614,630	76,901,593	11,555,239
Jefferson Davis	403,667	60,550	1,667	250
Lafayette	13,231,933	1,984,790	1,272,933	190,910
Lafourche	7,865,533	1,179,830	232,000	34,800
LaSalle	71,333	10,700		
Lincoln	2,743,600	411,540	7,242,467	1,086,370
Livingston			45,667	6,880
Madison				
Morehouse	168,867	25,330	49,000	7,350
Natchitoches	365,867	54,880		
Orleans - 1st MD			22,959,607	3,443,941
2nd MD			215,933	32,390
3rd MD			7,526,493	1,128,974
4th MD				
5th MD				
6th MD			70,600	10,590
7th MD			3,200,800	489,120
SUBTOTAL			33,973,433	5,096,015
Ouachita	7,395,667	1,109,350	23,543,333	3,511,500
Plaquemines	21,143,267	3,171,480	25,040,333	3,756,050
Pointe Coupee	598,200	79,230	3,994,667	599,230
Rapides	1,361,420	207,213	683,233	102,485
Red River			88,400	13,260
Richland			30,533	4,580
Sabine				
St. Bernard			48,340	7,251
St. Charles	6,000	900		
St. Helena				
St. James	16,667	2,500	26,933	4,040
St. John the Baptist	2,500	375	55,333	8,300
St. Landry	73,333	11,000	3,121,667	468,280
St. Martin	29,267	4,390	39,733	5,960
St. Mary	17,620,333	2,643,050	242,933	36,440
St. Tammany	170,200	25,530	996,047	149,107
Tangipahoa				
Tensas				
Terrebonne			616,633	122,495
Union	103,667	15,460		
Vermilion	22,889,200	3,433,380	155,933	23,390
Vernon	36,600	5,790		
Washington	23,000	3,450	273,333	41,000
Webster	9,533	1,430	897,400	134,610
West Baton Rouge	19,533	2,930		
West Carroll			23,333	3,500
West Feliciana	6,667	1,000		
Winn			2,133	320
TOTALS	\$ 163,134,787	\$ 24,470,218	\$ 274,653,347	\$ 41,198,002

***15% of Fair Market Value

LOUISIANA TAX COMMISSION

Parish	TABLE NO. 33*** FINANCIAL INSTITUTIONS		TABLE NO. 34*** LEASED EQUIPMENT	
	Fair Market Value or Use Value	Total Assessed Value	Fair Market Value or Use Value	Total Assessed Value
Acadia	\$ 14,922,933	\$ 2,238,440	\$	\$
Allen	8,636,667	1,295,500	259,200	38,880
Ascension	7,114,133	1,067,120	2,337,333	350,600
Assumption	5,302,667	801,400		
Ayozelles	7,939,733	1,190,960		
Beauregard	13,094,267	1,964,140	1,705,467	255,820
Bienville	4,111,867	616,780		
Bossier	17,921,600	2,688,240		
Caddo	38,615,733	5,792,360	44,340,133	6,651,020
Calcasieu	61,921,733	9,288,260		
Caldwell	5,319,000	797,550		
Cameron	8,873,533	1,311,030		
Catahoula	6,513,467	977,020		
Chalmette	3,534,600	530,190		
Concordia	16,594,467	2,489,170		
DeSoto	2,183,867	327,560		
East Baton Rouge	122,164,333	18,324,650	48,068,333	7,210,250
East Carroll	2,611,600	422,040		
East Feliciana	4,437,667	665,550		
Evangeliste	11,177,400	1,676,010	3,389,867	508,480
Franklin	6,799,133	1,019,870		
Grant	2,971,000	445,650		
Iberia	10,144,400	1,521,660	74,133	11,120
Iberville	10,483,967	1,573,580	4,458,733	668,810
Jackson	6,127,133	919,070	12,112,400	1,816,860
Jefferson	67,528,887	13,128,983	1,548,600	232,290
Jefferson Davis	20,187,400	3,028,110		
Lafayette	27,546,133	4,131,020	23,661,667	3,579,250
Lafourche	30,076,200	4,601,430		
LaSalle	1,432,600	214,890		
Lincoln	11,951,867	1,792,780		
Livingston	5,335,667	800,350	4,355,400	653,310
Madison	4,916,000	587,400		
Morehouse	12,899,400	1,934,910	341,333	51,200
Natchitoches	2,554,200	382,980		
Orleans - 1st MD	233,320,133	34,998,020	80,000,000	12,000,000
2nd MD	36,170,533	5,425,580	24,000,000	3,600,000
3rd MD	28,414,800	4,262,220	40,000,000	6,000,000
4th MD	2,109,667	316,460	1,600,000	240,000
5th MD	14,370,933	2,155,640	4,000,000	600,000
6th MD	16,719,667	2,507,960	3,900,000	585,000
7th MD	11,054,067	1,657,960	6,400,000	960,000
SUBTOTAL	342,158,800	51,323,820	169,900,000	23,985,000
Ouachita	40,143,000	6,021,460		
Plaquemines	4,207,200	631,080	2,615,600	392,340
Pointe Coupee	5,098,200	763,230	1,277,693	191,654
Rapides	38,103,333	5,715,500		
Red River	507,467	76,120		
Richland	8,707,600	1,306,140		
Sabine	4,968,067	745,210		
St. Bernard	16,324,333	2,448,500		
St. Charles	5,597,200	839,580	8,563,127	1,284,469
St. Helena	3,312,733	496,910	12,333	1,850
St. James	6,333,667	1,250,050		
St. John the Baptist	6,005,933	900,890	4,758,747	713,812
St. Landry	29,276,400	4,391,310		
St. Martin	17,267,933	2,590,190	603,333	90,500
St. Mary	21,030,733	3,154,610	3,786,733	568,010
St. Tammany	23,642,200	3,546,330	7,968,347	1,195,282
Tangipahoa	13,288,273	1,983,211		
Tensas	5,259,533	788,940		
Terrebonne	5,164,267	774,640		
Union	6,472,467	970,870		
Vermilion	28,249,333	4,237,400	5,738,667	860,800
Vernon	5,189,333	778,400	1,913,533	287,030
Washington	13,744,467	2,061,070		
Webster	18,456,333	2,768,450		
West Baton Rouge	2,787,467	418,120	1,656,733	248,510
West Carroll	2,828,000	424,200		
West Feliciana	2,262,533	339,380		
Winn	2,182,400	327,360		
TOTALS	\$ 1,284,354,360	\$ 192,653,164	\$ 346,647,447	\$ 51,847,117

*** 15% of Fair Market Value

Parish	TABLE NO. 35*** DRILLING RIGS		TABLE NO. 36*** PIPELINES	
	Fair Market Value or Use Value	Total Assessed Value	Fair Market Value or Use Value	Total Assessed Value
Acadia	\$ 3,471,733	\$ 520,760	\$ 16,722,800	\$ 2,508,420
Allen	326,867	49,030	659,200	98,880
Ascension	118,067	17,710	19,932,867	2,989,930
Assumption	368,067	55,210	26,478,200	3,971,730
Avoyelles	221,000	33,150
Beauregard	689,133	103,370
Bienville	2,762,067	414,310	4,199,333	629,900
Bossier	820,600	123,090	2,475,000	371,250
Caddo	8,051,407	1,207,720
Calcasieu	3,591,733	538,760	13,925,467	2,088,820
Caldwell	3,041,667	456,280
Cameron	5,143,667	771,550	60,099,200	7,514,880
Catahoula
Clatborne	2,601,933	420,290	2,016,967	302,530
Concordia	292,667	43,900	363,133	57,470
DeSoto	829,333	124,400	924,620	138,693
East Baton Rouge	66,667	10,000	6,316,000	947,400
East Carroll
East Feliciana	97,200	14,680
Evangeline	255,000	38,250	2,689,600	403,290
Franklin	65,833	10,325
Grant
Iberia	6,602,467	990,370	7,826,313	1,174,247
Iberville	1,725,400	258,610	12,900,733	1,935,110
Jackson	188,933	28,340
Jefferson	999,373	149,906	3,245,267	466,790
Jefferson Davis	4,291,667	643,750	9,308,667	1,396,333
Lafayette	2,878,800	431,820	10,092,800	1,613,920
Lafourche	3,249,933	487,490	349,667	52,450
LaSalle	41,600	6,240	57,552,533	8,632,880
Lincoln	1,746,667	262,000	2,742,667	411,400
Livingston	638,600	95,790	9,018,600	1,352,790
Madison	3,244,133	466,650
Morehouse
Natchitoches	9,977,533	1,496,630
Orleans - 1st MD	7,827,333	1,174,100
2nd MD
3rd MD
4th MD
5th MD
6th MD
7th MD
SUBTOTAL
Ouachita	784,000	117,600	19,749,933	2,862,400
Plaquemines	8,398,567	1,259,785	25,270,067	3,790,510
Pointe Coupee	204,633	30,695	9,301,067	1,395,160
Rapides	15,936,347	2,390,782
Red River	2,026,133	303,920
Rickland
Sabine	199,467	29,920	3,032,400	453,360
St. Bernard	656,620	98,493	8,241,120	1,236,168
St. Charles	299,867	44,980	25,597,060	3,839,559
St. Helens
St. James	11,960,200	1,794,600
St. John the Baptist	6,466,300	969,945
St. Landry	457,200	68,580	9,794,133	1,468,120
St. Martin	3,418,667	512,800	25,264,867	3,769,730
St. Mary	1,616,867	242,530	23,511,933	3,526,790
St. Tammany
Tangipahou
Tensas
Terrebonne	33,617,200	5,042,580
Union	757,333	113,600	18,010,533	2,701,580
Vermilion	13,022,133	1,953,320	61,032,667	9,154,900
Vernon
Washington	861,400	129,210
Webster	2,707,800	406,170	6,724,733	1,005,710
West Baton Rouge	192,667	28,900	18,596,800	2,789,520
West Carroll
West Feliciana	974,667	146,200
Winn	384,267	57,640	7,702,533	1,155,380
TOTALS	\$ 76,311,927	\$ 11,446,789	\$ 626,742,947	\$ 94,011,442

***15% of Fair Market Value

LOUISIANA TAX COMMISSION

Parish	TABLE NO. 37*** OIL & GAS SUBSURFACE EQUIPMENT			TABLE NO. 38*** OIL & GAS SURFACE EQUIPMENT	
	Number of Wells	Fair Market Value or Use Value	Total Assessed Value	Fair Market Value or Use Value	Total Assessed Value
Acadia	733	\$ 39,532,333	\$ 5,929,850	\$ 19,816,800	\$ 2,972,520
Allen	112	8,177,000	1,226,560	3,394,200	507,630
Ascension	2,393,667	350,050	1,410,333	211,550
Assumption	147	18,944,467	2,841,670	4,680,667	702,100
Avoyelles	103	6,061,667	909,250	1,341,733	201,260
Beauregard	243	13,168,200	1,973,730	3,091,000	463,550
Bienville	414	28,441,267	4,266,190	20,616,067	3,092,410
Bossier	1,919	29,696,867	3,554,530	18,862,867	2,829,430
Caddo	15,802	44,554,400	6,683,160	29,912,667	4,486,900
Calcasieu	775	24,114,600	3,617,220	39,347,800	5,902,170
Caldwell	148	2,469,333	368,900	2,907,533	436,130
Cameron	1,299	88,517,539	13,277,630	31,893,933	4,784,090
Catahoula	332	7,668,867	1,150,330	3,837,667	575,650
Catherine	1,636	56,888,467	8,533,270	36,282,867	5,439,430
Concordia	764	19,160,200	2,874,030	6,998,933	899,640
DeSoto	1,205	22,321,327	3,348,199	14,077,107	2,111,566
East Baton Rouge	16,053,000	2,407,950	9,709,000	1,466,360
East Carroll	19,587	2,938
East Feliciana	699,000	89,850
Evangeline	263	19,210,667	2,681,600	9,254,600	1,388,130
Franklin	49	897,567	134,635	687,533	103,130
Grant	76	237,913	35,687	265,787	39,868
Iberia	714	58,816,200	8,822,430	24,306,667	3,646,000
Iberville	26,680,533	4,002,080	76,101,200	11,265,180
Jackson	88	7,219,400	1,082,910	3,166,600	474,990
Jefferson	36,665,860	5,499,879	25,967,373	3,895,105
Jefferson Davis	281	22,577,133	3,386,570	16,468,333	2,470,250
Lafayette	109	15,658,267	2,348,740	13,937,333	2,090,600
Lafourche	2,235	150,161,733	22,524,260	54,087,733	8,113,160
LaSalle	2,395	13,151,933	1,973,240	12,333,133	1,849,970
Lincoln	373	23,723,600	3,558,540	16,843,400	2,526,510
Livingston	108	15,462,867	2,319,430	4,143,933	621,590
Madison	331,907	49,786	94,340	14,151
Morehouse	1,566	6,996,400	1,049,460	8,714,867	1,307,230
Natchitoches	156	4,781,600	717,240	1,928,200	289,230
Orleans - 1st MD
2nd MD
3rd MD
4th MD
5th MD
6th MD
7th MD
SUB-TOTAL
Ouachita	2,180	17,377,000	2,606,560	13,876,333	2,081,300
Plaquemines	5,598	333,886,933	50,083,040	213,528,600	32,029,200
Pointe Coupee	298	49,299,133	7,394,870	7,576,439	1,136,465
Rapides	85	2,549,647	382,447	1,647,380	247,107
Red River	402	3,678,467	561,770	3,318,533	497,780
Rickland	382	3,203,600	480,540	7,225,533	1,083,830
Sabine	949	6,138,067	920,710	5,489,667	823,450
St. Bernard	385	16,664,820	2,349,723	16,593,067	2,488,960
St. Charles	570	38,857,973	5,828,696	34,363,053	5,154,458
St. Helena	4,238,667	635,800	789,867	118,480
St. James	72	5,933,667	890,050	11,337,933	1,700,690
St. John the Baptist	40	2,274,933	341,240	1,721,980	258,297
St. Landry	418	24,561,067	3,684,160	8,297,467	1,244,620
St. Martin	965	48,602,800	7,290,420	20,989,667	3,148,450
St. Mary	1,761	151,642,400	22,746,360	46,043,133	6,906,470
St. Tammany
Tangipahoa	1	166,000	24,750	32,873	4,931
Tensas	230	8,364,467	1,254,670	4,879,533	731,930
Terrebonne	250,696,833	37,604,525	106,740,800	16,011,120
Union	5,735	31,469,800	4,720,470	16,644,867	2,496,730
Vermilion	921	121,384,867	18,207,730	45,692,867	6,853,930
Vernon
Washington	2,322,467	348,370	343,400	61,510
Webster	986	39,537,800	5,930,670	15,856,800	2,378,820
West Baton Rouge	27	4,706,400	706,960	1,736,133	260,420
West Carroll	9	157,667	23,650	112,467	16,870
West Feliciana	7	1,780,533	267,080
Winn	1,146	3,988,867	598,330	3,922,000	588,300
TOTALS	57,174	\$ 1,997,143,847	\$ 299,571,577	\$ 1,103,832,180	\$ 165,574,827

***15% of Fair Market Value

Parish	TABLE NO. 39**** PUBLIC SERVICE CORPORATIONS	
	Total Assessed Value	
Acadia	\$	35,251,520
Allen		14,834,200
Ascension		33,001,980
Assumption		9,669,220
Avoyelles		12,065,180
Beauregard		20,335,920
Bienville		44,042,430
Bossier		27,043,870
Caddo		106,475,750
Catacasieu		92,218,770
Caldwell		6,151,430
Cameron		40,612,940
Catahoula		4,824,260
Claiborne		9,808,700
Concordia		7,570,210
DeSoto		20,407,810
East Baton Rouge		183,667,750
East Carroll		8,424,340
East Feliciana		21,524,970
Evangeline		29,305,120
Franklin		10,010,010
Grant		8,271,500
Iberia		27,051,190
Iberville		53,859,140
Jackson		6,484,890
Jefferson		144,279,030
Jefferson Davis		25,315,370
Lafayette		50,912,130
Lafourche		50,291,390
LaSalle		12,411,180
Lincoln		28,164,270
Livingston		22,726,570
Madison		7,032,600
Morehouse		18,400,410
Natchitoches		18,590,870
Orleans — 1st MD		69,539,480
2nd MD		10,591,510
3rd MD		72,349,160
4th MD		2,560,100
5th MD		9,445,700
6th MD		8,774,910
7th MD		6,365,170
SUB-TOTAL		179,526,130
Ouachita		68,567,580
Plaquemines		65,975,630
Pointe Coupee		27,853,040
Rapides		58,247,380
Red River		7,880,160
Richland		12,963,700
Sabine		13,743,600
St. Bernard		22,791,290
St. Charles		67,608,540
St. Helena		13,559,540
St. James		33,291,660
St. John the Baptist		16,757,380
St. Landry		70,064,260
St. Martin		15,117,510
St. Mary		44,416,950
St. Tammany		50,224,950
Thangipahou		26,351,500
Tensas		2,512,050
Terrebonne		51,350,510
Union		11,014,510
Vermilion		30,057,690
Vernon		16,596,950
Washington		22,138,540
Webster		15,266,310
West Baton Rouge		15,945,300
West Carroll		18,097,850
West Feliciana		9,788,660
Winn		8,353,520
TOTALS	\$	2,208,331,620

****15% or 25% of Fair Market Value

LOUISIANA TAX COMMISSION

Parish	TABLE NO. 40 STATEMENT SHOWING ASSESSED VALUE BY PARISHES OF ALL REAL ESTATE, PERSONAL PROPERTY AND PROPERTY OF PUBLIC SERVICE CORPORATIONS IN THE STATE OF LOUISIANA FOR THE YEAR 1990 (1991 IN ORLEANS PARISH)			
	Real Estate	Personal Property	Public Service	Total
Acadia	\$ 60,189,190	\$ 33,586,940	\$ 35,251,520	\$ 129,027,650
Allen	31,306,571	9,563,160	14,834,200	55,703,931
Ascension	98,006,400	146,453,130	33,001,980	277,461,510
Assumption	28,874,620	30,166,790	9,669,220	68,710,630
Avoynes	58,111,360	9,510,240	12,065,180	79,686,780
Beauregard	44,924,814	27,504,740	20,335,920	92,765,474
Bienville	22,267,140	32,848,630	44,042,430	99,158,200
Bossier	172,524,686	48,973,900	27,043,870	248,542,456
Caddo	559,035,140	196,186,690	106,475,750	861,697,580
Calcasieu	434,103,500	128,270,320	92,218,770	654,592,590
Caldwell	14,424,680	4,317,370	6,151,430	24,893,480
Cameron	16,990,770	45,758,050	40,612,940	103,361,760
Catahoula	17,808,300	4,569,140	4,824,250	27,201,700
Clatborne	27,423,780	22,535,100	9,808,700	59,767,580
Concordia	39,138,900	11,579,100	7,570,210	58,288,210
DeSoto	40,114,200	18,237,557	20,407,810	78,759,567
East Baton Rouge	1,004,294,650	341,419,900	183,667,750	1,529,382,300
East Carroll	16,740,263	2,285,454	8,424,340	27,450,057
East Feliciana	23,942,120	3,409,280	21,624,970	48,976,370
Evangeliste	44,941,800	26,394,410	29,305,120	100,641,330
Franklin	33,664,180	7,046,589	10,010,010	50,720,779
Grant	16,862,239	7,399,764	8,271,500	32,533,503
Iberia	120,792,404	54,043,113	27,051,190	201,886,707
Iberville	52,856,290	110,164,760	53,859,140	216,880,190
Jackson	22,933,420	18,614,960	6,484,890	48,033,270
Jefferson	1,423,954,617	294,811,882	144,279,030	1,863,045,509
Jefferson Davis	55,578,750	22,306,130	25,315,370	103,200,250
Lafayette	281,680,991	115,056,711	50,912,130	447,649,832
Lafourche	126,400,350	89,116,460	50,291,390	265,808,200
LaSalle	20,153,715	9,417,961	12,411,180	41,982,856
Lincoln	66,898,720	30,182,440	28,164,270	125,245,430
Livingston	85,485,190	11,584,420	22,726,570	119,796,180
Madison	24,603,152	3,303,928	7,032,600	34,939,680
Morehouse	58,009,520	28,714,390	18,400,410	105,124,320
Natchitoches	59,799,730	17,424,670	18,580,870	95,815,270
Orleans - 1st MD	295,372,608	147,873,684	69,599,480	512,845,772
2nd MD	192,596,431	32,168,126	10,591,610	235,356,167
3rd MD	447,943,007	70,730,677	72,349,160	591,022,844
4th MD	50,882,721	5,232,662	2,560,100	58,675,483
5th MD	121,688,030	10,693,473	9,445,700	141,827,203
6th MD	178,638,839	14,470,610	8,774,910	201,884,359
7th MD	95,377,151	6,921,230	6,365,170	108,663,551
SUB-TOTAL	1,382,498,787	288,090,482	179,626,130	1,850,215,379
Ouachita	307,513,216	153,266,140	68,557,580	529,336,936
Plaquemines	67,783,520	238,204,180	65,975,630	371,963,330
Pointe Coupee	44,626,396	19,593,955	27,853,040	92,073,391
Rapides	246,920,425	67,613,447	58,247,380	372,781,252
Red River	15,978,620	6,595,960	7,880,160	30,454,740
Richland	32,989,230	11,645,510	12,963,700	67,598,440
Sabine	44,102,230	11,865,920	13,743,600	69,701,750
St. Bernard	140,468,160	55,711,783	22,791,290	218,971,233
St. Charles	116,957,836	174,043,864	67,608,540	358,610,240
St. Helena	14,497,220	2,564,360	13,559,540	30,611,120
St. James	29,158,342	86,083,799	33,281,660	148,523,801
St. John the Baptist	75,562,978	75,713,202	16,787,380	168,033,560
St. Landry	131,996,640	41,746,770	70,064,250	243,807,670
St. Martin	57,795,709	30,808,160	15,117,510	103,721,379
St. Mary	81,989,536	91,980,458	44,416,860	218,386,854
St. Tammany	358,244,887	39,262,920	50,224,950	447,732,757
Tangipahoa	140,666,327	31,229,937	25,351,500	198,247,764
Tensas	18,824,250	5,241,520	2,512,050	26,577,820
Terrebonne	163,387,180	122,203,310	61,350,510	346,941,000
Union	36,254,420	17,452,190	11,014,510	64,721,120
Vermilion	84,081,530	82,235,480	30,657,690	196,974,700
Vernon	52,950,950	8,135,350	16,639,950	77,725,250
Washington	48,125,450	13,209,760	22,138,540	83,473,750
Webster	59,523,430	33,496,780	16,266,310	109,286,520
West Baton Rouge	44,081,160	74,140,230	15,945,300	134,166,690
West Carroll	17,419,460	2,607,250	18,097,850	38,124,560
West Feliciana	19,869,920	16,323,520	9,758,680	45,952,100
Winn	24,372,201	11,404,655	8,353,520	44,130,376
TOTALS	\$ 9,063,456,166	\$ 3,775,208,931	\$ 2,208,331,620	\$ 15,046,996,707

SECTION 3

MISCELLANEOUS TABLES

FOR THE

YEAR 1990

(1991 IN THE PARISH OF ORLEANS)

TABLE NO. 41
STATEMENT SHOWING DISTRIBUTION OF LOCAL TAXES
FOR THE YEAR 1990
(1991 in the Parish of Orleans)
*EXCLUSIVE OF HOMESTEAD EXEMPTIONS

Parish	Parish Taxes	Road Taxes	School Taxes	Levee Taxes	Drainage Taxes	Miscellaneous Taxes	Total
Acadia	\$ 2,717,995.80	\$ 298,731.85	\$ 3,723,325.96	\$ 616,186.68	\$ 847,087.03	\$ 8,201,287.34
Allouez	1,514,381.08	553,385.94	1,640,326.35	107,582.01	542,622.78	4,388,664.08
Assumption	6,174,589.45	6,883,785.35	659,333.77	1,097,667.89	687,514.98	15,563,011.34
Bastrop	1,334,366.43	2,308,667.73	212,379.80	12,611.90	279,941.43	4,148,184.92
Becanelles	2,530,838.01	1,185,471.92	4,112,307.88	108,690.24	165,283.44	280,506.80	2,644,884.99
Bertrand	2,010,819.05	489,812.91	7,223,967.55	1,121,228.21	8,989,846.49
Bossier	7,780,413.52	444,589.54	7,212,030.50	500,705.01	1,671,054.59	13,999,337.36
Bossier	29,990,117.50	32,081,416.42	267,186.74	2,512,496.89	1,451,218.79	66,861,485.47
Bossier	21,832,715.50	1,964,441.12	20,287,900.74	7,473,457.47	54,071,013.76
Caldwell	983,249.85	186,207.85	913,272.91	21,194.10	20,291.08	42,022.95	2,116,238.86
Cameron	3,845,434.95	583,221.87	4,671,595.85	50,193.21	365,186.60	2,789,280.31	12,224,622.62
Catahoulin	898,758.07	1,744,169.44	105,099.82	1,796,191.18
Chalmette	1,023,648.87	309,675.28	1,372,549.56	151,282.65	683,826.18	3,290,706.95
Concordia	1,083,815.74	267,322.33	1,666,241.55	4,044.16	72,505.35	97,029.09	2,489,707.75
DeSoto	41,559,140.62	4,966,720.70	109,268.63	374,897.19	6,315,890.11
East Baton Rouge	945,120.52	107,586.32	2,092,077.47	82,235.89	107,586.32	12,954,321.94	94,737,944.47
East Carroll	492,970.54	1,942,616.02	247,859.79	1,700,596.43
East Feliciana	1,436,598.52	592,052.27	1,760,358.29	10,409.68	2,046,006.22
Franklin	1,140,855.98	178,426.17	1,329,382.99	76,634.78	53,795.08	478,619.54	4,251,463.51
Grant	1,698,649.80	1,825,603.86	30,618.79	96,352.05	244,834.43	2,144,125.55
Iberia	3,347,599.09	1,321,094.90	49,291.67	646,839.85	358,943.01	2,871,618.89
Iberia	1,189,931.65	6,950,031.96	786,241.20	966,671.05	2,390,563.63	14,383,339.09
Jackson	1,889,934.15	344,401.53	1,573,651.24	163,723.02	3,865,070.35
Jefferson	24,758,926.44	4,253,933.89	19,404,263.50	5,272,594.87	14,083,790.11	47,410,266.22	115,161,165.13
Jefferson Davis	2,910,579.44	553,888.84	2,539,977.78	374,503.71	6,370,636.27
Lafayette	16,945,855.89	11,445,498.65	1,188,896.63	1,028,899.51	29,420,052.75
Lafourche	7,776,482.82	1,683,875.30	8,643,716.94	2,356.57	948,338.43	4,895,346.77	21,121,699.99
LaSalle	2,108,121.63	156,774.42	1,891,014.48	296,093.61	4,159,359.69
Lincola	3,035,974.66	997,735.30	2,851,244.49	545,987.89	6,310,822.54
Madison	2,450,198.69	394,516.95	3,233,246.31	1,156,524.59	7,284,471.98
Morehouse	1,971,748.81	391,552.12	2,433,697.13	95,530.48	125,225.66	5,050.56	2,144,442.96
Orleans	1,971,613.99	1,487,103.45	1,487,103.45	86,351.16	343,696.68	459,518.41	4,586,746.09
Natchitoches	2,725,954.39	216,244.40	2,632,145.25	171,746.73	180,809.50	694,277.86	6,240,168.32
Orleans - TOTAL	20,371,893.84	61,659,156.61	15,860,736.62	127,656,144.10	225,626,933.27

TABLE NO. 41
STATEMENT SHOWING DISTRIBUTION OF LOCAL TAXES
FOR THE YEAR 1990
(1991 in the Parish of Orleans)—Continued From Page 37
***EXCLUSIVE OF HOMESTEAD EXEMPTIONS**

Parish	Parish Taxes	Road Taxes	School Taxes	Levee Taxes	Drainage Taxes	Miscellaneous Taxes	Total
Orzechita	11,310,367.86	10,485,937.12	931,365.78	3,890,738.11	26,598,398.87
Plaquemines	9,639,789.55	569,321.10	5,594,789.68	15,803,909.33
Pontie Coupee	1,595,048.09	1,777,778.54	294,498.60	592,160.25	4,229,485.46
Rapides	8,164,286.35	1,625,668.69	17,161,155.25	656,085.75	230,185.90	2,680,467.17	30,497,819.11
Red River	847,630.75	564,287.53	39,953.79	70,943.30	1,512,815.37
Richmond	1,275,287.98	1,688,488.32	121,310.36	12,697.77	3,087,792.43
Sabine	1,258,437.15	531,600.15	2,341,228.85	422,434.81	4,553,700.97
St. Bernard	3,540,602.09	401,429.85	2,251,825.49	1,747,608.48	3,503,520.09	11,444,986.01
St. Charles	13,363,464.92	1,779,065.21	11,385,953.42	1,215,850.85	279,891.98	1,185,157.59	29,292,373.97
St. Helena	1,225,063.55	227,012.52	269,135.89	46,496.40	1,768,703.36
St. James	6,722,256.17	1,474,114.00	3,410,051.24	521,382.70	256,474.77	325,124.61	11,709,403.49
St. John	8,075,631.27	5,472,886.05	457,862.72	73,648.95	14,078,828.99
St. Landry	2,385,513.19	298,328.77	6,165,744.99	174,446.85	586,345.14	1,386,150.07	11,019,531.01
St. Martin	3,018,913.85	1,170,822.99	2,918,328.36	134,636.23	358,699.83	501,299.17	8,092,700.43
St. Mary	3,301,420.82	7,339,260.61	35,716.31	1,083,026.14	6,039,579.68	17,779,003.56
St. Tammany	7,569,643.93	497,524.63	21,009,131.56	136,957.02	519,026.84	7,312,020.24	37,044,313.22
Tangipahoa	4,186,732.92	113,291.28	2,408,454.64	950,505.28	1,993,617.36	9,652,601.48
Tensas	488,267.80	472,404.40	73,368.69	45,337.24	7,813.76	1,087,191.89
Terrebonne	7,831,675.90	195,540.24	5,823,873.07	907,714.42	2,202,011.54	4,888,665.42	21,860,479.59
Union	505,034.31	520,578.23	1,091,430.29	236,437.64	2,353,480.47
Vermilion	2,786,494.04	1,308,527.34	3,051,368.96	1,689,567.53	1,421,661.09	10,255,608.96
Verde	1,948,822.22	289,081.34	2,958,239.13	45,578.45	5,241,721.17
Washington	1,593,911.18	213,796.29	2,684,477.80	289,911.78	4,760,997.05
Webster	1,632,716.55	213,391.14	2,482,684.84	829,611.57	5,158,404.10
West Baton Rouge	3,336,600.06	3,280,987.91	469,629.00	810,317.32	14,089.31	7,911,623.60
West Carroll	631,105.09	213,121.10	744,827.60	44,421.81	1,578.56	1,635,054.16
West Feliciana	1,069,341.79	1,261,666.40	633,617.14	2,103,027.36
Winn	1,192,055.69	138,821.84	34,868.16	2,527,412.39
TOTALS	\$ 328,849,197.95	\$ 26,695,801.75	\$ 398,243,497.67	\$ 33,952,895.56	\$ 39,914,980.47	\$ 261,525,710.23	\$1,082,182,063.63

TABLE NO. 42
 COMPARATIVE STATEMENT OF HOMESTEAD EXEMPTIONS
 FOR CALENDAR YEARS 1989 AND 1990
 (1990 and 1991 in the Parish of Orleans)

Parish	Total Homestead Application 1989	Total Homestead Application 1990	Increase or Decrease	Maximum Amount of Homestead Exemption 1989	Maximum Amount of Homestead Exemption 1990	Increase or Decrease	Taxes Extended on Amount of Exemptions 1989	Taxes Extended on Amount of Exemptions 1990	Increase or Decrease
Arcadia	14,221	14,297	16	\$ 33,216,340	\$ 33,615,610	\$ 399,370	\$ 2,632,754.67	\$ 2,854,308.66	\$ 221,553.99
Allen	5,927	6,012	85	16,101,125	16,947,916	846,091	1,793,825.08	1,786,396.77	26,571.69
Assumption	15,957	16,105	148	59,203,060	57,260,600	1,942,460	3,740,098.09	3,628,137.45	85,089.36
Average	5,696	5,730	34	17,523,930	17,791,411	267,481	1,358,469.67	1,472,087.01	83,597.44
Bossier	11,937	11,949	12	45,840,470	45,840,470	0	2,200,186.63	2,106,224.97	(96,383.60)
Beauregard	7,292	7,257	(35)	21,919,970	20,121,350	1,798,620	2,600,198.31	2,106,224.97	73,026.66
Blenville	4,416	4,491	(75)	10,086,310	10,101,400	15,090	6,091,938.32	812,244.64	2,801.32
Bossier	19,685	19,723	(38)	78,293,210	78,715,170	421,960	3,487,484.72	6,469,749.89	68,365.17
Caddo	62,680	59,723	(2,957)	261,131,730	255,455,660	5,676,070	25,989,189.51	28,909,908.03	(479,694.18)
Caldwell	45,229	45,229	0	167,998,700	169,189,500	1,190,800	19,485,927.95	20,177,616.25	1,021,686.33
Caldwell	3,231	3,253	(22)	7,538,200	7,467,500	70,700	853,227.66	974,437.67	118,210.01
Cameron	2,514	2,507	(7)	6,445,500	6,475,300	29,800	578,207.48	662,140.31	3,892.63
Catahoula	3,415	3,518	103	7,807,470	7,938,310	130,840	637,197.95	727,332.32	(29,866.63)
Claborn	6,080	5,161	81	14,305,780	14,541,760	235,980	959,857.59	1,018,288.76	49,301.26
Concordia	6,512	6,479	(33)	19,133,190	19,098,110	35,080	1,995,911.48	2,208,078.59	(76,532.89)
DeSoto	7,398	7,484	(86)	22,573,841	22,833,160	259,319	2,468,511.48	2,900,968.33	(63,816.33)
East Baton Rouge	85,109	82,443	(2,666)	440,285,700	443,720,150	3,434,450	38,030,682.95	37,612,318.34	(417,764.61)
East Carroll	2,132	2,076	(56)	6,245,838	6,148,830	96,008	36,030,682.95	767,688.44	51,961.31
East Feliciana	4,147	4,252	(105)	12,787,290	12,698,640	88,650	111,577.11	123,659.10	12,106.91
Evangeline	9,410	9,661	(251)	25,506,890	25,917,160	410,270	1,471,653.19	1,441,276.06	33,461.26
Franklin	6,632	6,603	(29)	19,773,575	19,838,730	65,155	1,476,952.32	1,518,577.74	(163,314.88)
Grant	5,376	5,376	0	11,916,736	12,165,937	249,201	1,669,277.98	1,733,024.66	143,746.87
Iberia	6,890	6,928	(38)	64,829,674	65,178,895	349,221	4,874,046.88	5,068,479.33	184,433.05
Jackson	4,603	4,600	(3)	23,159,010	23,545,980	386,970	1,908,136.70	1,986,823.21	85,744.53
Jefferson	103,557	104,292	(735)	11,481,660	11,627,350	145,690	1,908,136.70	1,986,823.21	87,559.89
Jefferson Davis	7,286	7,300	(14)	655,693,498	634,148,992	21,544,506	65,431,194.32	69,653,659.24	(5,940,004.06)
Lafayette	39,945	39,745	(200)	26,028,240	26,078,930	50,690	13,996,987.69	14,523,266.02	186,697.24
Lafayette	24,004	23,499	(505)	138,938,710	139,578,650	639,940	13,996,987.69	14,523,266.02	84,005.12
LaSalle	4,719	4,723	(4)	86,866,500	86,970,650	104,150	9,031,763.94	9,031,763.94	25,897.42
Lincoln	9,002	8,980	(22)	31,576,465	31,745,280	(168,815)	13,996,987.69	14,523,266.02	156,128.89
Livingson	17,310	17,651	(341)	58,706,970	60,563,730	1,856,760	7,031,044.12	7,704,044.12	(2,700.32)
Madison	2,888	2,894	(6)	11,216,465	11,207,440	(9,025)	7,031,044.12	7,031,044.12	(2,700.32)
Morehouse	9,026	8,833	(193)	31,576,465	31,745,280	(168,815)	13,996,987.69	14,523,266.02	156,128.89
Natchitoches	8,656	8,673	(17)	9,217,897	9,243,806	(26,909)	7,031,044.12	7,031,044.12	(2,700.32)
Natchitoches	1,642	1,660	(18)	26,848,560	26,945,400	(96,840)	2,611,038.97	2,741,107.11	(35,239.56)
Orleans - 1st MD	7,821	7,871	(50)	7,729,146	7,789,534	(60,388)	1,039,274.26	1,211,585.41	(116,226.79)
Orleans - 2nd MD	40,442	40,451	(9)	51,434,207	51,837,334	(403,127)	7,190,068.56	8,059,568.69	609,001.85
Orleans - 3rd MD	40,442	40,451	(9)	215,316,985	216,052,264	(735,279)	30,936,744.40	33,491,806.01	2,555,061.61

TABLE NO. 42
 COMPARATIVE STATEMENT OF HOMESTEAD EXEMPTIONS
 FOR CALENDAR YEARS 1989 AND 1990
 (1990 and 1991 in the Parish of Orleans)—Continued From Page 39

Parish	Total Homestead Application 1989	Total Homestead Application 1990	Increase or Decrease	Maximum Amount of Homestead Exemption 1989	Maximum Amount of Homestead Exemption 1990	Increase or Decrease	Taxes Extended on Amount of Exemptions 1989	Taxes Extended on Amount of Exemptions 1990	Increase or Decrease
4th MD	2,313	2,389	76	12,823,005	13,077,245	254,240	1,842,409.36	2,033,265.60	190,856.24
5th MD	6,812	6,977	165	55,120,180	56,901,650	1,781,470	8,064,035.86	8,847,088.54	783,052.68
6th MD	9,140	9,249	109	60,322,465	61,001,193	678,728	8,670,005.37	9,484,451.49	814,446.12
7th MD	6,203	6,268	65	38,241,915	38,704,720	462,805	5,600,244.97	6,017,809.87	417,564.90
SUB-TOTAL	77,373	77,881	508	442,024,203	445,368,963	3,344,760	63,151,511.08	69,245,655.41	6,094,144.33
Orleans	36,823	36,454	(369)	135,651,905	136,369,255	(718,650)	1,885,743.11	1,893,301.05	(7,557.94)
Plaquemine	6,072	6,109	37	20,810,130	20,831,720	21,590	895,494.46	923,301.05	27,806.59
Pontie Coupee	28,147	28,347	200	20,727,576	20,934,100	206,524	1,213,609.79	1,243,256.01	29,646.22
Red River	2,582	2,566	(16)	114,827,571	116,183,089	1,355,518	13,368,387.95	15,339,839.85	1,971,451.90
Richland	6,587	6,564	(23)	8,039,140	8,023,050	(16,090)	526,285.60	509,283.02	(17,002.58)
Sabine	17,387	17,573	186	17,192,910	17,161,700	(31,210)	1,413,985.69	1,228,705.60	(185,280.09)
St. Bernard	7,606	7,573	(33)	19,207,190	19,384,400	177,210	1,606,063.07	1,740,474.43	134,411.36
St. Charles	10,624	10,669	45	96,097,872	96,674,995	577,123	9,105,174.23	9,297,453.81	191,279.58
St. Helena	9,956	9,951	(5)	56,681,393	57,075,457	394,064	5,467,174.23	5,561,001.94	93,827.71
St. James	5,561	5,561	0	9,644,440	9,699,240	54,800	824,953.29	838,760.98	13,807.69
St. John the Baptist	10,580	10,743	163	49,874,697	47,670,015	(2,204,682)	1,564,569.29	1,569,041.42	4,471.13
St. Landry	18,983	19,301	318	64,856,190	50,769,817	(13,886,373)	6,241,102.86	6,160,090.46	(81,012.40)
St. Martin	12,404	12,504	100	33,589,620	38,025,081	4,435,461	4,247,197.62	4,257,038.40	9,840.78
St. Mary	10,629	10,667	38	33,763,536	34,242,719	479,183	4,385,297.17	4,507,571.03	122,273.86
St. Tammany	37,827	38,343	516	99,086,524	201,720,288	2,653,764	2,958,002.53	2,970,204.21	12,201.68
Tangipahoa	23,125	23,168	43	78,929,013	79,979,656	1,047,643	30,451,956.29	30,647,694.82	195,738.53
Tensas	2,134	2,168	34	6,527,360	6,501,030	(26,330)	733,555.04	735,021.53	1,466.49
Terrebonne	20,583	20,730	147	85,714,495	87,854,725	2,140,230	3,911,013.16	4,351,384.98	440,371.82
Union	6,647	6,714	67	19,016,280	19,016,280	0	7,330,068.21	7,655,229.27	325,161.06
Vermilion	13,269	13,332	63	18,834,760	18,520,000	(314,760)	998,962.53	981,707.60	(17,254.93)
Washington	13,139	13,278	139	26,631,000	26,791,560	160,560	3,435,648.60	3,501,208.29	65,559.69
Webster	13,215	13,194	(21)	32,360,205	30,801,290	(1,558,915)	3,090,929.90	3,056,280.58	(34,649.32)
West Baton Rouge	4,347	4,379	32	20,386,460	20,677,040	290,580	1,977,644.42	2,025,202.53	47,558.11
West Calcasieu	1,581	1,634	53	11,781,590	11,484,450	(297,140)	1,375,696.81	1,446,911.39	71,214.58
West Feliciana	4,356	4,369	13	6,587,640	6,891,710	304,070	654,188.69	747,315.79	93,127.10
Winn	4,356	4,369	13	11,114,000	11,191,605	77,605	914,280.04	913,672.01	(608.03)
TOTALS	1,001,841	999,869	(1,972)	\$ 4,185,297,398	\$ 4,190,652,139	\$ 5,354,801	\$ 425,131,664.05	\$ 429,379,614.77	\$ 4,248,150.72

Parish	TABLE NO. 43 NUMBER OF TAXPAYERS & HOMESTEAD 1990			
	Total No. Taxpayers	Total No. Homestead	100% Exempt Homestead	Percentage of 100% Exempt Homestead
Acadia	28,357	14,237	13,031	92%
Allen	11,954	6,012	5,678	94%
Ascension	24,471	16,105	14,910	93%
Assumption	10,674	5,730	5,232	91%
Avoyelles	17,474	11,949	10,641	89%
Beauregard	17,075	7,457	6,879	92%
Bienville	13,353	4,391	4,337	99%
Bossier	42,519	19,457	17,040	88%
Caddo	133,337	59,723	49,453	83%
Calcasieu	84,659	45,429	39,830	85%
Caldwell	7,001	3,263	3,076	94%
Cameron	9,660	2,807	2,578	92%
Catahoula	7,316	3,518	3,220	92%
Claiborne	13,717	5,161	4,755	92%
Concordia	11,595	6,479	6,069	94%
DeSoto	17,835	7,484	6,823	91%
East Baton Rouge	173,193	82,443	60,407	73%
East Carroll	4,783	2,076	1,905	92%
East Feliciana	11,412	4,252	3,639	86%
Evangeline	17,019	9,561	8,262	86%
Franklin	11,403	6,603	6,039	91%
Grant	9,124	5,376	5,076	94%
Iberia	29,801	17,887	15,394	86%
Iberville	12,500	6,928	6,448	93%
Jackson	10,863	4,600	4,300	93%
Jefferson	169,492	104,282	71,054	68%
Jefferson Davis	17,712	7,300	6,360	87%
Lafayette	78,283	39,745	35,321	89%
Lafourche	38,689	23,499	21,051	90%
LaSalle	12,106	4,723	4,577	97%
Lincoln	21,438	8,980	7,697	86%
Livingston	31,739	17,661	17,376	98%
Madison	6,237	2,894	2,648	91%
Morcheouse	18,602	8,833	7,919	90%
Natchitoches	21,294	8,674	7,846	90%
Orleans - 1st MD	7,474	1,660	1,448	87%
2nd MD	15,013	7,871	3,537	45%
3rd MD	71,585	40,451	33,520	83%
4th MD	6,786	2,388	1,480	62%
5th MD	18,234	9,977	6,397	64%
6th MD	16,587	9,249	3,488	38%
7th MD	11,533	6,285	3,346	53%
SUB-TOTAL	147,212	77,881	53,216	68%
Ouachita	62,017	35,545	29,442	83%
Plaquemines	11,520	4,464	3,314	74%
Pointe Coupee	13,566	6,109	5,232	86%
Rapides	50,448	28,347	24,135	85%
Red River	5,497	2,566	2,332	91%
Richland	13,205	6,564	5,885	90%
Sabine	22,775	7,573	6,888	91%
St. Bernard	24,794	17,469	13,975	80%
St. Charles	19,927	10,669	7,983	75%
St. Helena	5,100	2,954	2,803	95%
St. James	9,234	5,561	5,376	97%
St. John the Baptist	38,026	10,743	9,517	89%
St. Landry	40,079	19,301	17,172	89%
St. Martin	20,684	12,504	11,722	94%
St. Mary	31,697	10,667	9,543	89%
St. Tammany	79,119	38,343	27,116	71%
Tangipahoa	43,483	23,385	21,495	92%
Tensas	4,916	2,108	1,939	92%
Terrebonne	46,775	20,730	18,469	89%
Union	16,346	6,714	6,024	90%
Vermilion	28,189	13,332	11,076	83%
Vernon	20,076	9,906	9,268	94%
Washington	22,336	13,278	12,717	96%
Webster	25,486	13,194	12,548	95%
West Baton Rouge	7,958	4,379	3,460	79%
West Carroll	6,218	4,071	3,684	90%
West Feliciana	3,812	1,634	1,327	81%
Winn	11,717	4,369	4,135	95%
TOTALS	1,978,909	999,869	827,663	83%

TABLE NO. 44
Ten-Year Manufacturing Plant Exemption Contracts
As of December 31, 1990

Parish	Approved for Exemption	Contract in Force	Total
Acadia	\$ -0-	\$ 446,659,000	\$ 446,659,000
Allen	1,569,000	13,399,000	14,968,000
Ascension	146,276,000	1,187,663,000	1,333,939,000
Assumption	783,000	47,717,000	48,500,000
Avoyelles	236,000	1,147,000	1,383,000
Beauregard	38,107,000	204,539,000	242,646,000
Bienville	2,282,000	23,416,000	25,698,000
Bossier	4,376,000	76,492,000	80,868,000
Caddo	33,610,000	920,460,000	954,070,000
Calcasieu	49,029,000	2,130,564,000	2,179,593,000
Caldwell	241,000	1,400,000	1,641,000
Cameron	474,000	62,953,000	63,427,000
Catahoula	68,000	216,000	284,000
Claiborne	-0-	21,173,000	21,173,000
Concordia	375,000,000	1,422,000	376,422,000
DeSoto	6,145,000	1,071,536,000	1,077,681,000
East Baton Rouge	276,710,000	1,713,284,000	1,989,994,000
East Carroll	-0-	1,473,000	1,473,000
East Feliciana	-0-	-0-	-0-
Evangeline	6,389,000	74,550,000	80,939,000
Franklin	2,273,000	3,975,000	6,248,000
Grant	958,000	14,269,000	15,227,000
Iberia	7,439,000	43,996,000	51,435,000
Iberville	85,731,000	1,069,882,000	1,155,613,000
Jackson	5,355,000	85,371,000	90,726,000
Jefferson	26,376,000	432,283,000	458,659,000
Jefferson Davis	-0-	6,905,000	6,905,000
Lafayette	813,000	22,483,000	23,296,000
Lafourche	137,000	24,310,000	24,447,000
LaSalle	458,000	131,000	589,000
Lincoln	2,678,000	20,382,000	23,060,000
Livingston	-0-	20,830,000	20,830,000
Madison	-0-	296,000	296,000
Morehouse	17,551,000	191,644,000	209,195,000
Natchitoches	35,696,000	84,224,000	119,920,000
Orleans	7,322,000	137,499,000	144,821,000
Ouachita	8,118,000	228,945,000	237,063,000
Plaquemines	4,788,000	51,652,000	56,440,000
Pointe Coupee	149,000	1,262,514,000	1,262,663,000
Rapides	26,935,000	152,788,000	179,723,000
Red River	-0-	19,853,000	19,853,000
Richland	772,000	23,173,000	23,945,000
Sabine	523,000	38,638,000	39,161,000
St. Bernard	3,912,000	317,215,000	321,127,000
St. Charles	140,653,000	4,549,461,000	4,690,114,000
St. Helena	-0-	5,903,000	5,903,000
St. James	176,000	1,193,656,000	1,193,834,000
St. John the Baptist	17,761,000	570,841,000	588,602,000
St. Landry	1,797,000	164,266,000	166,063,000
St. Martin	1,859,000	32,548,000	34,407,000
St. Mary	14,149,000	80,929,000	95,078,000
St. Tammany	1,341,000	12,348,000	13,689,000
Tangipahoa	7,895,000	11,339,000	19,234,000
Tensas	-0-	2,912,000	2,912,000
Terrebonne	3,225,000	7,890,000	11,115,000
Union	391,000	10,842,000	11,233,000
Vermilion	1,046,000	10,186,000	11,232,000
Vernon	-0-	594,000	594,000
Washington	121,000	240,403,000	240,524,000
Webster	10,443,000	94,904,000	105,347,000
West Baton Rouge	32,031,000	365,384,000	397,415,000
West Carroll	974,000	1,731,000	2,705,000
West Feliciana	1,491,907,000	3,248,209,000	4,740,116,000
Winn	2,711,000	31,154,000	33,865,000
TOTALS	\$ 2,907,759,000	\$ 22,888,823,000	\$ 25,796,582,000

LOCAL TAXES

PARISH OF ACADIA

TOTAL ASSESSED VALUE \$129,027,650.00
 TOTAL ASSESSED VALUE (Exclusive of Homestead Exemption) ... \$ 95,412,040.00

LOCAL TAXES

Exclusive of Homestead Exemption)

PARISH TAXES:

Parish Tax - Out	@	3.95 mills	268,745.51
Parish Tax - In	@	1.95 mills	53,390.71
Library Bond	@	1.05 mills	100,182.78
Library Maintenance	@	4.13 mills	394,052.26
Health Unit	@	2.07 mills	197,503.19
Law Enforcement Regular	@	7.30 mills	696,508.85
Law Enforcement Special	@	7.00 mills	667,885.18
Assessor	@	3.56 mills	339,667.32

ROAD TAXES:

Road Maintenance	@	3.11 mills	296,731.85
------------------------	---	------------------	------------

SCHOOL TAXES:

Consolidated School	@	4.84 mills	461,794.90
School #45 Tax	@	5.07 mills	483,739.70
CR-School #2 (B)	@	7.00 mills	198,293.13
R-B School #5 (B)	@	15.50 mills	286,367.70
CP School #6 (B)	@	24.50 mills	359,731.80
Ward 5 School #7 (B)	@	26.00 mills	257,340.20
Cons. School #8 (B)	@	7.00 mills	108,051.23
School #7 (M)	@	6.00 mills	51,310.02
School #7 (B)	@	10.00 mills	85,516.70
School Tax (M)	@	15.00 mills	1,431,180.60

DRAINAGE TAXES:

Ward 1 DR (M)	@	4.79 mills	58,254.48
Ward 2 DR (M)	@	5.13 mills	25,898.05
Ward 2 DR #2 (M)	@	9.39 mills	32,840.23
Pla/Wilk DR (M)	@	4.96 mills	51,345.94
Mallet DR (M)	@	5.00 mills	42,587.95
ILP DR (M)	@	5.00 mills	17,634.05
Ward 4 DR (B)	@	13.00 mills	42,542.50
Egan DR #1 (M)	@	7.00 mills	25,879.98
Ward 5 DR (M)	@	7.00 mills	69,283.90
Ward 4 DR (M)	@	6.00 mills	19,635.00
Ward 6 DR (B)	@	5.00 mills	115,142.30
Ward 6 DR (M)	@	5.00 mills	115,142.30

MISCELLANEOUS TAXES:

Fire District #6 (M)	@	7.00 mills	43,457.33
Fire District #4 (B)	@	4.00 mills	31,881.12
Fire District #4 (M)	@	8.00 mills	63,762.24
Fire District #1 (B)	@	4.00 mills	17,713.12
Fire District #2 (M)	@	7.00 mills	32,458.72
Evangeline Fire #3	@	25.00 mills	17,700.00
R-B Hospital (M)	@	3.00 mills	55,425.45
AC-St.LA Hos (M)	@	7.67 mills	92,290.69
Fire District #5 (B)	@	8.00 mills	79,181.60
Fire District #5 (M)	@	4.00 mills	39,590.80
Industrial District (B)	@	1.00 mill	35,200.49
Harbor Terminal	@	3.10 mills	30,683.07
Acadia Evangeline Fire (M)	@	.97 mill	8,295.42
Basile Ath (M)	@	1.95 mills	16,676.21

R-B Hospital #2 (M)	@	15.00 mills	277,127.25
Timber Fee	@	8¢ per acre...	5,643.52

TOTAL PARISH & LOCAL TAXES **\$8,201,267.34**

PARISH OF ALLEN

TOTAL ASSESSED VALUE **\$55,703,931.00**
TOTAL ASSESSED VALUE (Exclusive of Homestead Exemption) **\$39,356,715.00**

LOCAL TAXES

(Exclusive of Homestead Exemption)

PARISH TAXES:

General Revenue In	@	1.84 mills	18,826.59
Courthouse & Jail In	@	3.23 mills	33,048.86
Parish Library In	@	8.16 mills	83,491.85
Fair Tax In	@	1.35 mills	13,812.99
Law Enforcement In	@	10.83 mills	110,810.87
Special Law Enforcement In	@	6.47 mills	66,200.03
Assessment District In	@	5.23 mills	53,512.54
General Revenue Parish	@	3.68 mills	107,179.67
Courthouse & Jail Out	@	3.23 mills	94,073.46
Parish Library Out	@	8.16 mills	237,659.27
Fair Tax Out	@	1.35 mills	39,318.63
Law Enforcement Out	@	10.83 mills	315,422.77
Special Law Enforcement Out	@	6.47 mills	188,438.17
Assessment District Out	@	5.23 mills	152,323.28

ROAD TAXES:

Road District #1	@	8.97 mills	42,187.59
Road District #2	@	7.82 mills	86,829.33
Road District #3 Maintenance	@	8.60 mills	51,703.19
Road District #3 MTC	@	10.00 mills	60,119.99
Road District #4	@	8.58 mills	21,769.88
Road District #5	@	5.21 mills	75,961.93
Sub Road District 5A	@	3.12 mills	45,310.44
Road District #2A Bond	@	11.31 mills	87,106.82
Road District #3 Bond	@	10.38 mills	62,404.77

SCHOOL TAXES:

Parish School Const. In	@	4.48 mills	45,838.66
Special Parish School In	@	5.39 mills	55,149.64
Parish School Const. Out	@	4.48 mills	130,479.60
Special Parish School Out	@	5.39 mills	156,983.27
School District Ward 1 S-FD	@	30.00 mills	141,094.26
School District Ward 1 CSTR	@	16.41 mills	77,178.56
School District #25 CST	@	12.30 mills	112,245.56
School District #25 S-FD	@	6.00 mills	54,753.93
School District #22 Maintenance	@	7.98 mills	15,783.40
School District #22 Bond	@	16.50 mills	32,634.85
School District #3 S-FD	@	4.50 mills	27,054.22
School District #3 CSTR	@	6.45 mills	38,777.71
School District #4 S-FD	@	11.00 mills	27,909.67
School District #4 CTR	@	30.62 mills	77,690.39
School District #5 S-FD	@	26.50 mills	345,166.59
School District #5 CSTR	@	18.70 mills	243,570.38

School District #1 Maintenance.....	@	16.92 mills	26,307.08
School District #1 CSTR.	@	20.78 mills	32,308.58
DRAINAGE TAXES:			
Kinder Drainage District #2	@	4.09 mills	27,724.57
Bayou Blue Drainage District	@	15.00 mills	79,867.44
MISCELLANEOUS TAXES:			
H & A Service.....	@	8.63 mills	186,309.39
SW Water District.....	@	9.83 mills	50,659.71
Recreation District #2	@	6.60 mills	73,283.23
Oak. Recreation District	@	3.12 mills	42,859.15
Elizabeth Recreation District	@	12.58 mills	18,595.93
W Water District.....	@	6.00 mills	36,071.94
Fire District #1	@	5.19 mills	10,265.30
Forestry Tax	@	8¢ per acre...	27,304.16
Fire District #2	@	16.18 mills	97,273.97
TOTAL PARISH & LOCAL TAXES			\$4,338,654.06

PARISH OF ASCENSION

TOTAL ASSESSED VALUE	\$277,461,510.00
TOTAL ASSESSED VALUE (Exclusive of Homestead Exemption) ...	\$233,180,710.00

LOCAL TAXES

(Exclusive of Homestead Exemption)

PARISH TAXES:

Parish Assessment District	@	1.98 mills	441,903.04
East Ascension Hospital Bond.....	@	6.00 mills	1,085,073.36
Library Bond.....	@	.70 mill	156,237.87
Library Maintenance	@	2.53 mills	564,654.02
Mental	@	.51 mills	113,826.20
Parish Tax	@	2.85 mills	557,585.30
Parish Law Enforcement	@	14.41 mills	3,216,038.14
Parish Tax Donaldsonville	@	1.43 mills	12,028.08
Parish Tax Gonzales.....	@	1.43 mills	27,353.34

SCHOOL TAXES:

P.W. School Bond.....	@	9.68 mills	2,160,389.96
P.W. School Bond.....	@	9.68 mills	2,160,389.96
School Constitutional Tax	@	3.69 mills	823,534.79
School District #6	@	7.57 mills	1,689,480.64

LEVEE TAXES:

Atchafalaya Levee District.....	@	4.17 mills	28,721.66
Lafourche Basin Levee District	@	4.20 mills	123,500.00
Pontchartrain Levee District	@	3.91 mills	707,112.11

DRAINAGE TAXES:

East Ascension Drainage.....	@	5.00 mills	904,227.80
West Ascension Drainage.....	@	5.33 mills	193,440.09

MISCELLANEOUS TAXES:

Bayou Lafourche Fresh Water	@	1.57 mills	14,995.70
-----------------------------------	---	------------------	-----------

Water	@	.37 mill	1,016.56
Health	@	2.02 mills	450,826.18
Lighting District #1	@	4.89 mills	16,023.23
Lighting District #2	@	1.00 mill	21,105.82
Lighting District #3	@	5.08 mills	14,265.26
Lighting District #4	@	5.17 mills	6,144.34
Lighting District #5	@	5.34 mills	8,766.36
Lighting District #6	@	5.50 mills	47,382.03
Lighting District #7	@	5.01 mills	6,989.50

TOTAL PARISH & LOCAL TAXES \$15,553,011.34

PARISH OF ASSUMPTION

TOTAL ASSESSED VALUE \$68,710,630.00
TOTAL ASSESSED VALUE (Exclusive of Homestead Exemption) \$50,918,889.00

**LOCAL TAXES
 (Exclusive of Homestead Exemption)**

PARISH TAXES:

Parish Tax	@	3.99 mills	203,166.83
WW Bond #1	@	1.00 mill	50,919.00
BL Fr. Water	@	1.57 mills	79,942.84
Hospital District	@	5.19 mills	264,269.64
Special Law Enforcement	@	14.46 mills	736,288.82

SCHOOL TAXES:

School Cons. Tax	@	4.98 mills	253,576.65
School Maintenance Tax	@	5.86 mills	298,385.37
School Special Tax	@	14.50 mills	738,325.58
School Special Tax	@	20.00 mills	1,018,380.13

LEVEE TAXES:

Atchafalaya Levee District	@	4.17 mills	195,814.54
Lafourche Levee District	@	4.20 mills	16,565.26

DRAINAGE TAXES:

Gravity Drainage District #2	@	.35¢ per acre	8,637.30
Gravity Drainage District #5	@	.35¢ per acre	694.75
Gravity Drainage District #3	@	.35¢ per acre	2,037.00
Marais Drainage	@	.35¢ per acre	740.95
Hardtime Drainage	@	.35¢ per acre	501.90

MISCELLANEOUS TAXES:

Road Light District #1	@	14.00 mills	33,121.62
Consolidated Light District #1	@	8.00 mills	17,797.37
Fire District #1	@	5.00 mills	217,819.40
Forestry Tax	@	8¢ per acre	11,203.04

TOTAL PARISH & LOCAL TAXES \$4,148,187.99

PARISH OF AVOUELLES

TOTAL ASSESSED VALUE \$79,686,780.00
 TOTAL ASSESSED VALUE (Exclusive of Homestead Exemption) \$43,725,760.00

LOCAL TAXES
 (Exclusive of Homestead Exemption)

PARISH TAXES:

General Alimony.....	@	3.82 mills	97,229.93
Library.....	@	3.78 mills	96,211.81
Health Unit.....	@	1.62 mills	41,233.63
General Alimony (B&C).....	@	1.91 mills	16,108.70
Library (B&C).....	@	3.78 mills	31,880.03
Health Unit (B&C).....	@	1.62 mills	13,662.87
General Alimony (EM&M).....	@	.96 mill	9,445.48
Library (EM&M).....	@	3.78 mills	37,191.59
Health Unit (EM&M).....	@	1.62 mills	15,939.25
Law Enforcement.....	@	6.41 mills	280,282.32

SCHOOL TAXES:

Construction.....	@	3.87 mills	169,218.88
Special.....	@	5.30 mills	231,746.78
Special Repair & Maintenance.....	@	5.30 mills	231,746.78
Ward 8 School District.....	@	32.00 mills	55,707.20
Ward 1 School District.....	@	37.00 mills	91,799.59
Ward 5 School District.....	@	34.00 mills	56,220.02
Ward 7 School District.....	@	27.00 mills	82,112.94
Ward 10 School District.....	@	17.00 mills	181,427.40
Ward 4 School District.....	@	38.00 mills	52,984.92
Ward 6 School District.....	@	9.00 mills	14,903.73
Ward 2 School District.....	@	17.00 mills	191,156.67
Ward 3 School District.....	@	24.00 mills	91,993.92

LEVEE TAXES:

Levee Ad Valorem.....	@	3.54 mills	87,987.29
Levee RR.....	@	\$60 per mile	3,039.60
Levee Acreage.....	@	5¢ per acre	17,863.35

DRAINAGE TAXES:

Drainage.....	@	3.78 mills	96,211.81
Drainage (B&C).....	@	3.78 mills	31,880.04
Drainage (EM&M).....	@	3.78 mills	37,191.59

MISCELLANEOUS TAXES:

Red River Waterway Capital Outlay.....	@	2.16 mills	93,572.14
Red River Waterway Oper. & Maint.....	@	.72 mill	31,190.71
Industrial District.....	@	.75 mill	8,435.32
Industrial District 1A.....	@	3.50 mills	52,777.05
Hospital District #1 (B).....	@	1.59 mills	16,968.77
Hospital District #1 (M).....	@	4.90 mills	52,293.71
SW AV. WW District.....	@	7.00 mills	14,057.82
Forestry Tax.....	@	8¢ per acre	11,211.28

TOTAL PARISH & LOCAL TAXES \$2,644,884.92

PARISH OF BEAUREGARD

TOTAL ASSESSED VALUE \$92,765,474.00
 TOTAL ASSESSED VALUE (Exclusive of Homestead Exemption) \$70,343,920.00

LOCAL TAXES

(Exclusive of Homestead Exemption)

PARISH TAXES:

Parish Tax Inside	@	1.68 mills	33,345.23
Parish Tax Out	@	3.36 mills	169,661.47
Civic Center	@	1.11 mills	78,081.76
Health Unit.	@	2.20 mills	154,756.64
Library Maintenance	@	4.45 mills	313,030.47
Hospital Bonds	@	4.60 mills	323,582.06
Assessment District	@	3.78 mills	265,900.04
Law Enforcement District	@	8.17 mills	574,709.88
Law Enforcement District	@	5.64 mills	396,739.75
Air Flight Service	@	3.00 mills	211,031.78

ROAD TAXES:

Road District #1 Maintenance	@	20.72 mills	77,704.87
Road District #1 Bond	@	6.25 mills	23,439.43
Road District #2 Maintenance	@	6.84 mills	133,700.29
Road District #3 Maintenance	@	5.06 mills	127,171.13
Road District #4 Maintenance	@	39.61 mills	169,891.71
Road District #4 Bond	@	9.00 mills	38,602.49
Road District #5 Maintenance	@	21.65 mills	66,464.49
Road District #5 Bond	@	6.50 mills	19,954.90
Road District #6 Maintenance	@	35.12 mills	342,629.55
Road District #6 Bond	@	5.26 mills	51,316.48
Road District #7 Maintenance	@	33.58 mills	84,510.23
Road District #8 Maintenance	@	5.35 mills	9,622.08
Sub Road 1-Ward 3 Maintenance	@	24.92 mills	40,464.27

SCHOOL TAXES:

Constitutional	@	4.18 mills	294,037.61
Parishwide Maintenance & Operation	@	13.14 mills	924,319.23
Parishwide Maintenance & Operation	@	7.67 mills	539,537.92
Special Parish Maintenance & Operation	@	5.47 mills	384,781.28
School District Bond	@	28.00 mills	1,969,631.24

MISCELLANEOUS TAXES:

Mer. Hospital District	@	5.72 mills	111,807.87
Mer. Hospital District	@	14.87 mills	290,661.20
WW District #2 Bond	@	11.00 mills	75,021.58
WW District #2 Maintenance	@	11.00 mills	75,021.58
WW District #3	@	9.52 mills	174,788.22
WW District #3 Ward 3	@	9.52 mills	27,552.61
Fire District #1 Bond	@	3.20 mills	84,375.20
Fire District #1 Maintenance	@	4.30 mills	113,380.50
Fire District #2 Bond	@	2.80 mills	39,325.13
Fire District #2 Maintenance	@	5.93 mills	83,288.16
Forestry Tax	@	8¢ per acre...	46,006.16

TOTAL PARISH & LOCAL TAXES \$8,939,846.49

PARISH OF BIENVILLE

TOTAL ASSESSED VALUE \$99,158,200.00
 TOTAL ASSESSED VALUE (Exclusive of Homestead Exemption) \$89,056,800.00

LOCAL TAXES
 (Exclusive of Homestead Exemption)

PARISH TAXES:

Ad Valorem	@	4.39 mills	390,959.44
Library Tax	@	3.84 mills	341,978.19
Solid Waste	@	6.78 mills	603,805.24
Law Enforcement	@	7.56 mills	673,269.55

ROAD TAXES:

Road Maintenance	@	5.50 mills	489,812.51
------------------------	---	------------------	------------

SCHOOL TAXES:

School Constitutional	@	5.50 mills	489,812.51
School Operational	@	6.94 mills	618,054.33
Repair & Upkeep	@	6.94 mills	618,054.33
Employee School	@	10.17 mills	905,707.87
School District #1	@	6.00 mills	102,895.32
School District #2	@	10.00 mills	81,085.70
School District #33	@	3.00 mills	9,928.29
School District #4-5	@	10.00 mills	216,343.60
School District #16	@	16.00 mills	45,151.36
School District #28	@	4.00 mills	136,954.24

MISCELLANEOUS TAXES:

1-2 Fire Protection	@	5.41 mills	173,771.96
Recreation District #1	@	3.11 mills	114,578.14
Hospital District #2	@	15.73 mills	960,000.13
4-5 Fire Protection	@	5.81 mills	125,695.40
Hospital District #1	@	4.85 mills	104,928.75
Fire Protection #6	@	5.00 mills	92,090.00
Fire Protection #7	@	11.08 mills	61,332.29
Forestry Tax	@	8¢ per acre...	34,111.52
Shiloh Water	@	1.00 mill	4,546.40

TOTAL PARISH & LOCAL TAXES \$7,394,867.07

PARISH OF BOSSIER

TOTAL ASSESSED VALUE \$248,542,450.00
 TOTAL ASSESSED VALUE (Exclusive of Homestead Exemption) ... \$169,823,980.00

LOCAL TAXES
 (Exclusive of Homestead Exemption)

PARISH TAXES:

Parish Tax	@	1.75 mills	200,180.54
Parish Tax	@	3.74 mills	207,356.54
Library Maintenance	@	5.47 mills	928,938.66
Library Bond	@	3.20 mills	543,437.60
Health Clinic	@	.87 mill	147,747.10

Law Enforcement	@	6.95 mills	1,180,286.70
Assessment District	@	3.43 mills	582,496.38
ROAD TAXES:			
Road Tax	@	2.62 mills	444,939.54
SCHOOL TAXES:			
Constitutional School	@	4.47 mills	759,114.40
School Maintenance	@	10.16 mills	1,725,414.41
School Salaries	@	10.16 mills	1,725,414.39
School District #1	@	27.50 mills	318,080.72
School District #2	@	5.00 mills	59,168.05
School District #3	@	20.50 mills	434,737.94
School District #13	@	15.00 mills	1,412,206.20
School District #2A	@	24.80 mills	340,340.25
School District #27	@	15.50 mills	258,246.89
School District #27N	@	15.50 mills	10,955.80
School District #13N	@	15.00 mills	168,351.45
LEVEE TAXES:			
North Bossier Levee	@	4.58 mills	1,886.33
District Levee	@	4.52 mills	498,818.68
MISCELLANEOUS TAXES:			
Forestry Tax	@	8¢ per acre...	22,533.20
North Bossier Acreage	@	25¢ per acre...	3,581.50
Red River Waterway Capital Outlay	@	2.16 mills	365,543.55
Red River Waterway Maintenance	@	.72 mill	121,847.85
CBB Maintenance	@	.52 mill	66,656.30
CBB Improvement Bonds	@	1.02 mills	130,748.90
Fire District #1 E.CN. Operation	@	10.42 mills	150,876.68
Fire District #1 E.CN. Bonds	@	10.42 mills	150,876.68
Fire District #3 Ivan Operation	@	11.51 mills	20,293.04
Fire District #3 Ivan Bonds	@	13.50 mills	23,801.57
Fire District #2 S.B.	@	10.00 mills	108,882.70
Fire District #4 Benton Operation	@	10.07 mills	119,474.81
Fire District #4 Benton Bonds	@	14.00 mills	166,102.01
TOTAL PARISH & LOCAL TAXES			\$13,399,337.36

PARISH OF CADDO

TOTAL ASSESSED VALUE	\$861,697,580.00
TOTAL ASSESSED VALUE (Exclusive of Homestead Exemption) ...	\$602,241,720.00

LOCAL TAXES

(Exclusive of Homestead Exemption)

PARISH TAXES:			
Parish Shreveport	@	2.93 mills	1,344,500.50
Parish Vivian	@	2.93 mills	17,980.65
Parish Outside	@	5.86 mills	804,174.19
Juvenile Court	@	2.06 mills	1,240,617.94
Public Health	@	1.50 mills	903,362.58
Library	@	4.90 mills	2,950,991.21

Public Facilities	@	.92 mill	554,062.38
Bonded Debt Service.	@	9.75 mills	5,871,856.77
Public Works	@	6.69 mills	4,028,997.11
Jail Facilities.	@	6.46 mills	3,890,481.51
Courthouse Maintenance	@	3.08 mills	1,854,904.50
Law Enforcement District	@	8.33 mills	5,016,673.53
Assessment District	@	2.46 mills	1,481,514.63
SCHOOL TAXES:			
Parish Wide School.	@	53.27 mills	32,081,416.42
LEVEE TAXES:			
Levee	@	3.01 mills	267,155.74
MISCELLANEOUS TAXES:			
Red River Waterway	@	2.88 mills	1,726,749.65
Water District #1	@	5.14 mills	13,019.90
Sewerage District #2.	@	45.00 mills	114,036.75
Hospital	@	5.00 mills	175,317.00
Sewerage District #7.	@	21.50 mills	71,180.48
Water District #7	@	10.00 mills	31,063.80
Fire District #1	@	22.49 mills	412,878.31
Fire District #2	@	27.18 mills	85,022.11
Fire District #3	@	12.76 mills	381,722.37
Fire District #4	@	23.82 mills	255,609.93
Fire District #5	@	12.41 mills	179,891.92
Fire District #6	@	15.80 mills	340,403.38
Fire District #7	@	18.25 mills	401,834.44
Fire District #8	@	11.00 mills	290,415.09
Fire District #9	@	10.00 mills	33,351.00
Forestry Tax	@	8¢ per acre.	30,299.68
TOTAL PARISH & LOCAL TAXES			\$66,851,485.47

PARISH OF CALCASIEU

TOTAL ASSESSED VALUE	\$654,592,590.00
TOTAL ASSESSED VALUE (Exclusive of Homestead Exemption)	\$485,409,990.00

LOCAL TAXES

(Exclusive of Homestead Exemption)

PARISH TAXES:

Parish Tax (12345678,81)	@	4.30 mills	1,294,630.03
Parish Tax (3L3N4S4W6D7V)	@	2.15 mills	396,328.41
Parish Library All	@	2.50 mills	1,213,633.25
Calcasieu-Lake Charles Health All.	@	2.28 mills	1,106,734.19
Juvenile Detention Home Maintenance All.	@	2.28 mills	1,106,734.19
Mosquito Control All	@	1.74 mills	844,610.08
Assessment District All	@	1.34 mills	650,447.87
Criminal Justice All.	@	2.90 mills	1,407,712.42
Library Maintenance All	@	4.57 mills	2,218,333.41
Law Enforcement All	@	7.58 mills	3,679,413.02
Coliseum Sinking All	@	.35 mill	169,906.74
Chent.-Auth. Maintenance All	@	5.41 mills	2,626,067.28

Courthouse Jail Maintenance All	@	3.79 mills	1,839,707.65
Law Enforcement All	@	6.96 mills	3,378,460.00
ROAD TAXES:			
Road Maintenance All	@	3.72 mills	1,805,725.75
Road District #1 Sinking	@	3.00 mills	35,492.91
Road District #5 Sinking	@	3.00 mills	23,222.46
SCHOOL TAXES:			
Constitutional All	@	5.34 mills	2,592,087.83
Special School All	@	12.61 mills	6,121,023.22
School 21 (6,6D)	@	45.80 mills	528,378.55
School 22 (*3,*3N)	@	31.90 mills	3,570,709.00
School 23 (*4,*4S,4W)	@	12.40 mills	1,750,767.35
School 24 (5)	@	17.80 mills	137,787.01
School 25 (*2,8,8I)	@	38.30 mills	450,880.85
School 26 (7, 7V)	@	33.50 mills	529,044.45
School 27 (1)	@	51.70 mills	611,663.44
School 28 (*2)	@	4.20 mills	27,410.33
School 30 (*4,*4S)	@	22.50 mills	1,966,990.58
School 31 (*3,3L,*3N)	@	25.40 mills	2,001,158.13
DRAINAGE TAXES:			
Gravity District #2 Maintenance	@	7.00 mills	110,545.33
Gravity District #2 Sinking	@	2.00 mills	31,584.38
Gravity District #4 Maintenance	@	4.57 mills	871,593.18
Gravity District #5 Maintenance	@	4.32 mills	987,603.62
Gravity Drainage District #9	@	14.28 mills	101,474.43
Gravity District #6 Maintenance	@	8.99 mills	173,307.59
Gravity District #8 Maintenance	@	10.52 mills	124,462.36
Gravity District #7 Maintenance	@	10.00 mills	111,925.00
MISCELLANEOUS TAXES:			
Water Works District #1	@	14.00 mills	165,633.58
Fire Protection District #4 Maintenance	@	5.43 mills	13,461.13
Fire Protection District #4 Sinking	@	13.00 mills	32,227.25
Community Center #1 Maintenance	@	5.00 mills	57,683.25
Community Center #2 Maintenance	@	7.06 mills	1,614,002.59
Community Center #3 Maintenance	@	7.96 mills	125,706.65
Community Center #4 Maintenance	@	3.00 mills	35,492.91
Airport Maintenance	@	.59 mill	204,805.37
Vinton Harbor & Terminal	@	2.33 mills	36,796.25
Lake Charles Harbor & Terminal Maint.	@	2.68 mills	977,043.83
Lake Charles Harbor & Terminal Sinking	@	2.88 mills	1,049,958.96
Fire Protection District #2 Maintenance	@	11.14 mills	396,291.25
Fire Protection District #2 Sinking	@	2.90 mills	103,163.84
Fire Protection District #2 Maintenance	@	6.88 mills	135,126.57
Fire Protection District #2 Sinking #2	@	9.25 mills	181,675.07
Fire Protection	@	6.55 mills	21,028.87
Forestry Acres	@	8¢ per acre	17,690.14
Fire Protection District #1 WD6 Maint.	@	11.05 mills	77,273.54
Fire Protection District #1 WD6 Sinking	@	19.00 mills	132,868.63
Fire Protection District #3 WD4 Maint.	@	5.00 mills	31,772.46
Fire Protection District #3 WD4 Sinking	@	.75 mill	4,765.45
Water Works District #9 Maintenance	@	3.24 mills	63,556.39
Water Works District #9 Sinking	@	17.50 mills	343,282.80
Water Works District #8 Maint. (90)	@	6.01 mills	55,296.03
Water Works District #8 Maint. (89)	@	6.01 mills	55,296.03
Water Works District #8 Sinking	@	20.05 mills	184,473.26
Water Works District #11 Maintenance	@	5.34 mills	18,897.19

Water Works District #11 Sinking	@ 16.00 mills	56,620.31
Water Works District #7 Maintenance	@ 6.80 mills	32,941.98
Water Works District #7 Sinking	@ 6.80 mills	32,941.58
Community Center District #4 Sinking	@ 2.00 mills	23,661.94
Water Works District #5 Maintenance	@ 7.70 mills	59,219.69
Water Works District #5 Sinking	@ 1.00 mill	7,690.84
Sewer District #11 Maintenance	@ 3.30 mills	19,784.29
Sewer District #11 Sinking	@ 12.00 mills	71,943.26
Fire Protection District #1 Maintenance	@ 10.93 mills	129,312.90
Fire Protection District #1 Sinking #1	@ 1.50 mills	17,746.45
Fire Protection District #1 Sinking #2	@ 6.25 mills	73,947.72
Fire Protection District #2 WD8 Maint.....	@ 5.98 mills	47,732.42
Fire Protection District #2 WD8 Sinking	@ 19.00 mills	151,658.81
Fire Protection District #1 WD2 Maint.....	@ 5.00 mills	35,530.25
Fire Protection District #1 WD2 Sinking	@ 10.00 mills	71,060.50
Fire Protection District #1 Maintenance	@ 5.00 mills	65,683.00
Fire Protection District #1 Sinking	@ 5.50 mills	72,255.40
Niblett's Bluff Park Maintenance	@ 5.96 mills	94,122.27
Community Center District #2 Sinking	@ 1.20 mills	274,334.57

TOTAL PARISH & LOCAL TAXES \$54,071,013.76

PARISH OF CALDWELL

TOTAL ASSESSED VALUE \$24,893,480.00

TOTAL ASSESSED VALUE (Exclusive of Homestead Exemption) \$17,025,980.00

LOCAL TAXES

(Exclusive of Homestead Exemption)

PARISH TAXES:

General Fund	@ 3.94 mills	67,082.39
Library Maintenance	@ 4.66 mills	79,341.10
Library Bond	@ .87 mill	14,812.61
Courthouse/Jail Maintenance	@ 3.11 mills	52,950.82
Industry/Operation/Maintenance	@ 2.07 mills	35,243.79
Industry Park Const.	@ 4.00 mills	68,103.95
Recreation/Operation/Maintenance	@ 5.19 mills	88,364.87
HU Maint/Operation	@ 2.04 mills	34,733.01
Industry Induce.	@ 3.06 mills	52,099.52
Law Enforcement	@ 28.81 mills	490,517.89

ROAD TAXES:

Road Maintenance/Cons.	@ 8.00 mills	136,207.88
-----------------------------	--------------------	------------

SCHOOL TAXES:

Constitutional	@ 4.95 mills	84,278.54
Operation/Maintenance	@ 7.27 mills	123,778.79
Operation/Maintenance/Const.	@ 5.20 mills	88,535.03
Operation/Maintenance/Const.	@ 8.31 mills	141,485.79
Special Tax District #1	@ 17.00 mills	289,441.45
Consol. Tax District #1	@ 10.91 mills	185,753.31

LEVEE TAXES:

Levee District	@ 3.00 mills	21,194.10
----------------------	--------------------	-----------

DRAINAGE TAXES:

Drainage	@	5.28 mills	20,291.06
----------------	---	------------------	-----------

MISCELLANEOUS TAXES:

Kelly Water	@	7.50 mills	6,877.05
Col. Sewerage General Oblig. Bond.	@	8.44 mills	8,658.50
Col. Sewerage Const.-Maint.-Oper.	@	4.35 mills	9,208.92
Forestry Tax	@	8¢ per acre...	17,278.48

TOTAL PARISH & LOCAL TAXES			\$2,116,238.85
---	--	--	-----------------------

PARISH OF CAMERON

TOTAL ASSESSED VALUE			\$103,361,760.00
-----------------------------------	--	--	-------------------------

TOTAL ASSESSED VALUE (Exclusive of Homestead Exemption) ...			\$ 96,886,460.00
--	--	--	-------------------------

LOCAL TAXES

(Exclusive of Homestead Exemption)

PARISH TAXES:

Parishwide.	@	3.05 mills	295,503.80
Courthouse Maintenance	@	2.28 mills	220,901.20
Library	@	2.00 mills	193,772.98
Public Health	@	1.14 mills	110,450.60
Law Enforcement	@	10.63 mills	1,029,903.49
Mosquito	@	5.70 mills	552,253.01
Law Enforcement Special.	@	7.00 mills	678,205.45
Special Assessment.	@	2.07 mills	200,555.04
Garbage	@	5.82 mills	563,879.39

ROAD TAXES:

Parish Road	@	5.71 mills	553,221.87
-------------------	---	------------------	------------

SCHOOL TAXES:

Regular School Tax.	@	4.02 mills	389,483.70
Special Leeway School	@	7.98 mills	773,154.21
Special School Building	@	5.70 mills	552,253.01
Special School Maintenance.	@	7.98 mills	773,154.21
Special School Operation	@	10.45 mills	1,012,463.85
School District #4	@	24.00 mills	179,658.96
School District #10	@	18.00 mills	839,227.50
School District #15	@	13.50 mills	152,143.44

DRAINAGE TAXES:

Drainage District #3.	@	4.75 mills	67,398.47
Drainage District #4.	@	1.80 mills	15,549.76
Drainage District #4 Maintenance	@	3.50 mills	30,235.65
Drainage District #7.	@	4.89 mills	136,420.71
Drainage District #5.	@	5.19 mills	115,552.01

MISCELLANEOUS TAXES:

ECP	@	1.00 mill	32,824.72
Cameron Hospital.	@	3.00 mills	122,720.10
Sewerage District #1.	@	.50 mill	5,672.07
Sewerage District #1 Maintenance	@	4.00 mills	45,376.58
Ambulance.	@	4.00 mills	163,626.80

Water District #1	@	3.65 mills	18,615.82
Water District #2	@	5.00 mills	51,928.20
Water District #7	@	2.00 mills	7,422.66
Water District #7 Maintenance	@	5.67 mills	21,043.25
Water District #9	@	9.20 mills	262,830.83
Water District #9 Maintenance	@	5.69 mills	162,555.15
Water District #10	@	2.75 mills	75,398.68
Water District #10 Maintenance	@	3.00 mills	82,253.11
Water District #11	@	12.00 mills	89,829.79
Water District #11 Maintenance	@	5.35 mills	40,049.11
Cameron Fire District #1	@	.85 mill	9,707.66
Cameron Fire District #1 Maintenance	@	5.76 mills	65,783.68
Hackberry Fire District #1	@	4.00 mills	41,542.56
Fire District #7	@	2.00 mills	7,422.68
Fire District #7 Maintenance	@	4.00 mills	14,845.36
Fire District #9	@	9.00 mills	257,116.80
Fire District #9 Maintenance	@	2.28 mills	65,136.26
Fire District #10	@	3.00 mills	82,251.96
Fire District #10 Maintenance	@	2.00 mills	54,834.64
Fire District #14	@	12.00 mills	89,829.79
Fire District #14 Maintenance	@	5.35 mills	40,049.11
Fire District #15	@	4.00 mills	11,980.40
JB Recreation	@	1.50 mills	41,126.08
JB Recreation Maintenance	@	5.30 mills	145,312.17
Hackberry Recreation Maintenance	@	5.80 mills	65,364.47
H Rec MP Maintenance	@	1.50 mills	16,904.61
G L Recreation #5	@	5.00 mills	37,428.95
Recreation #6	@	29.00 mills	419,418.51
Recreation #6 Maintenance	@	6.88 mills	99,503.42
Recreation #7	@	1.50 mills	14,987.28
Recreation #8	@	1.50 mills	4,597.46
Recreation #9	@	1.00 mill	21,989.59

TOTAL PARISH & LOCAL TAXES \$12,224,622.62

PARISH OF CATAHOULA

TOTAL ASSESSED VALUE \$27 201,700.00
TOTAL ASSESSED VALUE (Exclusive of Homestead Exemption) \$19,263,360.00

**LOCAL TAXES
 (Exclusive of Homestead Exemption)**

PARISH TAXES:

Parish Tax	@	3.51 mills	52,981.41
Hospital #1 Bond	@	3.55 mill	53,585.19
Parish Library	@	5.95 mills	89,811.80
Courthouse	@	4.85 mills	73,207.93
Parish Health Unit	@	1.99 mills	30,037.89
Parish Tax J	@	1.76 mills	7,337.48
Hospital Bond J	@	3.55 mills	14,800.02
Parish Library Maintenance J	@	5.95 mills	24,805.68
Parish Courthouse J	@	4.85 mills	20,219.75

Parish Health Unit J	@	1.99 mills	8,296.35
Law Enforcement R.....	@	11.42 mills	219,988.30
Law Enforcement V.....	@	8.27 mills	159,308.52
Assessor M.	@	7.39 mills	142,358.39

SCHOOL TAXES:

Parishwide Constitutional	@	24.44 mills	85,529.37
Parishwide Special Operation Tax.....	@	5.65 mills	108,838.06
Parishwide Special Leeway	@	15.65 mills	108,838.05
Parishwide Building Repair Equipment.....	@	1.62 mills	31,206.66
School District #1 S	@	16.11 mills	150,833.96
School District #2 Sinking.....	@	30.29 mills	91,335.63
School District #2 Maintenance.....	@	4.54 mills	13,689.79
School District #5 Sinking.....	@	17.29 mills	43,751.89
School District #5 Maintenance.....	@	4.02 mills	10,172.50
School District #9 Sinking.....	@	25.01 mills	26,252.98
School District #9 Maintenance.....	@	5.19 mills	5,447.94
School District #12 Sinking.....	@	15.98 mills	28,541.88
School District #12 Maintenance.....	@	5.14 mills	9,180.55
School District #12 M.Plant.....	@	5.55 mills	9,912.86
School District #25 Sinking.....	@	8.02 mills	12,181.97
School District #25 Maintenance R.....	@	5.56 mills	8,445.35

LEVEE TAXES:

Levee District Tax.....	@	3.00 mills	50,193.21
-------------------------	---	------------------	-----------

MISCELLANEOUS TAXES:

Hospital District #2 Bond	@	6.00 mills	19,186.50
Hospital District #2 Maintenance.....	@	.86 mill	2,750.07
Forestry Fee.....	@	8¢ per acre...	10,082.40
Mait. Recreation District	@	1.57 mills	1,466.26
Larto. Recreation District	@	9.58 mills	23,390.08
Fire District #1	@	5.10 mills	9,380.43
Fire District #2	@	10.44 mills	38,844.08

TOTAL PARISH & LOCAL TAXES \$1,796,191.18

PARISH OF CLAIBORNE

TOTAL ASSESSED VALUE \$59,767,580.00
TOTAL ASSESSED VALUE (Exclusive of Homestead Exemption) \$45,225,820.00

**LOCAL TAXES
(Exclusive of Homestead Exemption)****PARISH TAXES:**

General Parish Tax.....	@	4.44 mills	156,059.19
General Parish Tax.....	@	2.22 mills	22,371.60
Library.....	@	5.48 mills	247,837.19
S.L.E.D.....	@	11.02 mills	498,387.95

ROAD TAXES:

Road District #1	@	11.00 mills	36,253.80
Road District #2	@	5.81 mills	26,916.28
Road District #3	@	6.02 mills	66,763.38

Road District #4	@	10.26 mills	16,221.79
Road District #5	@	10.00 mills	31,631.77
Road District #6	@	11.84 mills	39,096.40
Road District #7	@	5.18 mills	59,082.40
Road District #8	@	5.00 mills	31,379.45
Road District #9	@	4.94 mills	2,330.01
SCHOOL TAXES:			
Parish Building Maintenance	@	2.50 mills	113,064.42
School BD. Const.	@	5.61 mills	253,716.54
School BD. Spec.	@	5.48 mills	247,837.19
School BD. Maintenance	@	5.48 mills	247,837.19
School District #11 Bond	@	12.00 mills	183,564.89
School District #11 Maintenance.....	@	3.63 mills	55,528.38
School District #13	@	12.45 mills	150,577.56
School District #16 Bond	@	2.75 mills	21,227.28
School District #16 Maintenance.....	@	4.00 mills	30,876.05
School District #1	@	6.00 mills	38,044.66
School District #26	@	9.00 mills	30,275.40
MISCELLANEOUS TAXES:			
Fire District #6	@	11.32 mills	85,010.69
Evergreen Fire District	@	10.52 mills	1,166.17
Haynesville Fire District	@	10.00 mills	74,715.14
Fire District #4	@	10.00 mills	42,981.40
Hospital District #2	@	10.00 mills	294,953.61
Hospital District #1	@	10.00 mills	157,230.69
Forestry Tax	@	8¢ per acre...	27,768.48
TOTAL PARISH & LOCAL TAXES			\$3,290,706.95

PARISH OF CONCORDIA

TOTAL ASSESSED VALUE			\$58,288,210.00
TOTAL ASSESSED VALUE (Exclusive of Homestead Exemption)			\$39,192,070.00
LOCAL TAXES			
(Exclusive of Homestead Exemption)			
PARISH TAXES:			
Library Tax	@	5.50 mills	215,556.46
Public Improvement Bond	@	5.00 mills	195,960.42
Health Service	@	1.85 mills	72,505.35
Parish Tax	@	2.47 mills	96,804.45
Assessment District	@	4.73 mills	185,378.56
Law Enforcement Tax.....	@	8.61 mills	337,443.63
SCHOOL TAXES:			
School Constitutional	@	3.09 mills	121,103.62
Con-Mt-Oprt.....	@	24.09 mills	944,137.96
LEVEE TAXES:			
Levee Tax	@	3.86 mills	151,282.95
DRAINAGE TAXES:			
Drainage Maintenance.....	@	1.85 mills	72,505.35

MISCELLANEOUS TAXES:

Recreation District #2	@	3.66 mills	20,266.30
Recreation District #3 Maintenance	@	3.66 mills	54,748.18
Fire Protection District	@	2.90 mills	14,976.12
Forestry Tax	@	8¢ per acre...	7,038.40

TOTAL PARISH & LOCAL TAXES \$2,489,707.75

PARISH OF DESOTO

TOTAL ASSESSED VALUE \$78,759,567.00
TOTAL ASSESSED VALUE (Exclusive of Homestead Exemption) ... \$55,924,107.00

LOCAL TAXES**(Exclusive of Homestead Exemption)****PARISH TAXES:**

Parish Tax	@	3.53 mills	197,411.19
Sheriff Tax	@	3.86 mills	215,869.05
Sheriff Tax	@	8.66 mills	484,304.65
Assessment District	@	3.33 mills	186,230.85

ROAD TAXES:

1984 Road Tax	@	4.78 mills	267,322.33
---------------------	---	------------------	------------

SCHOOL TAXES:

Constitutional School	@	4.41 mills	246,625.46
School Tax 87	@	7.00 mills	391,472.55
School Maintenance	@	37.00 mills	2,069,195.76
District 4 School	@	28.46 mills	770,602.23
District 3 School	@	32.00 mills	162,628.50
District 1 School	@	29.37 mills	324,742.53
District 5 School	@	26.00 mills	92,861.61
District 2 School	@	10.00 mills	87,932.01
District 2 School	@	50.00 mills	439,660.05

LEVEE TAXES:

Levee District	@	4.51 mills	3,140.90
Levee Acreage	@	5¢ per acre...	903.25

MISCELLANEOUS TAXES:

Fire District #1	@	5.00 mills	41,974.37
Fire District #5	@	10.00 mills	47,631.46
Fire District #8 Construction	@	5.00 mills	121,051.91
Fire District #8 Bonds	@	2.50 mills	60,525.96
Fire District #9 Construction	@	10.00 mills	29,617.11
Fire District #9 Bonds	@	15.00 mills	44,425.66
Forestry Tax	@	8¢ per acre...	29,760.72

TOTAL PARISH & LOCAL TAXES \$6,315,890.11

PARISH OF EAST BATON ROUGE

TOTAL ASSESSED VALUE \$1,529,382,300.00
 TOTAL ASSESSED VALUE (Exclusive of Homestead Exemption) . \$1,085,661,850.00

LOCAL TAXES

Exclusive of Homestead Exemption)

PARISH TAXES:

Parish Tax	@	4.30 mills	4,668,346.66
Capital Improvements	@	2.70 mills	2,931,287.71
Mosquito Abatement District	@	1.23 mills	1,335,364.11
Emergency Medical Services	@	3.08 mills	3,343,838.31
Parish Library	@	8.18 mills	8,880,715.50
BREC Maintenance & Operations	@	7.22 mills	7,838,477.60
BREC Capital Improvements.....	@	2.06 mills	2,236,464.16
Special Law Enforcement.....	@	4.28 mills	4,646,632.53
Additional Special Law Enforcement	@	3.66 mills	3,973,523.17
Assessor's Salary & Expense Fund.....	@	1.57 mills	1,704,490.87

SCHOOL TAXES:

Constitutional School	@	5.38 mills	5,840,862.33
Special School Maintenance	@	1.07 mills	1,161,659.38
Special Add'l. Aid Public Schools	@	6.66 mills	7,230,508.72
Special Add'l. Teachers.....	@	2.85 mills	3,094,136.89
Special School Emp. Salary & Benefits	@	1.91 mills	2,073,615.40
Special School Emp. Salary & Benefits	@	7.32 mills	7,947,044.90
Special Replacing Reduced State & Local Receipts	@	5.11 mills	5,547,733.32
Special Emp. Salary & Benefits	@	6.14 mills	6,665,963.63
Special Support ADAPP.....	@	.51 mill	553,688.81

LEVEE TAXES:

Pontchartrain Levee District	@	3.91 mills	109,268.53
------------------------------------	---	------------------	------------

MISCELLANEOUS TAXES:

Consolidated Sewerage District.....	@	.90 mill	729,762.27
Consolidated Road Lighting District #1	@	14.00 mills	455,569.80
Consolidated Garbage Service District.....	@	10.11 mills	3,129,415.32
St. George Fire District #1.....	@	4.32 mills	647,677.87
Brownsfield Fire District #3	@	14.81 mills	92,343.01
Central Fire District #4	@	10.83 mills	221,423.47
Eastside Fire District #5	@	10.00 mills	147,833.50
Hooper Road Fire District #6.....	@	14.81 mills	93,810.72
Downtown Development District.....	@	9.81 mills	243,577.48
City of Baton Rouge	@	8.67 mills	6,934,514.08
City of Baker.....	@	6.67 mills	183,690.41
City of Zachary	@	3.38 mills	74,704.01

TOTAL PARISH & LOCAL TAXES \$94,737,944.47

PARISH OF EAST CARROLL

TOTAL ASSESSED VALUE \$27,450,057.00
 TOTAL ASSESSED VALUE (Exclusive of Homestead Exemption) \$21,304,224.00

LOCAL TAXES
(Exclusive of Homestead Exemption)

PARISH TAXES:

Parish General Fund	@	3.82 mills	81,382.13
Library Tax	@	6.50 mills	138,477.45
Health Unit Tax	@	3.04 mills	64,764.84
Courthouse Tax	@	2.00 mills	42,608.44
Hospital Tax	@	2.17 mills	46,230.16
Hospital Tax	@	6.59 mills	140,394.83
Port Commission Tax	@	2.96 mills	63,060.50
Law Enforcement Tax	@	12.43 mills	264,811.50
Assessor Tax	@	4.90 mills	104,390.69

ROAD TAXES:

Road Maintenance Tax	@	5.05 mills	107,586.32
----------------------------	---	------------------	------------

SCHOOL TAXES:

Parish School Tax	@	4.75 mills	101,195.06
Parish School Tax	@	5.07 mills	108,012.41

LEVEE TAXES:

Levee Tax	@	3.86 mills	82,235.99
-----------------	---	------------------	-----------

DRAINAGE TAXES:

Drainage Maintenance Tax	@	5.05 mills	107,586.32
--------------------------------	---	------------------	------------

MISCELLANEOUS TAXES:

Garbage Tax	@	7.50 mills	123,057.93
Fire Bond Tax	@	5.41 mills	88,763.60
Fire Maintenance Tax	@	2.03 mills	33,307.22
Forestry Tax	@	8¢ per acre...	2,731.04

TOTAL PARISH & LOCAL TAXES \$1,700,596.43

PARISH OF EAST FELICIANA

TOTAL ASSESSED VALUE \$48,976,370.00

TOTAL ASSESSED VALUE (Exclusive of Homestead Exemption) \$36,067,730.00

LOCAL TAXES

(Exclusive of Homestead Exemption)

PARISH TAXES:

Parish Tax In	@	1.52 mills	3,324.27
Parish Tax Out	@	3.04 mills	102,993.10
Health Unit	@	2.97 mills	107,122.34
Library	@	2.50 mills	90,177.60
Law Enforcement	@	5.25 mills	189,362.21

SCHOOL TAXES:

School Constitutional	@	3.77 mills	135,974.55
Parishwide School Maintenance	@	17.00 mills	613,151.41
School District #1 Bond	@	22.00 mills	793,490.06

MISCELLANEOUS TAXES:

Forest Acreage	@	8¢ per acre...	10,409.68
----------------------	---	----------------	-----------

TOTAL PARISH & LOCAL TAXES \$2,046,005.22

PARISH OF EVANGELINE

TOTAL ASSESSED VALUE \$100,641,330.00
 TOTAL ASSESSED VALUE (Exclusive of Homestead Exemption) ... \$ 74,724,170.00

LOCAL TAXES
 (Exclusive of Homestead Exemption)

PARISH TAXES:

Parish Tax Outside	@	3.59 mills	209,193.52
C.P.W. Outside	@	4.49 mills	261,637.58
Elderly Services Out.	@	1.02 mills	59,436.60
Library Out	@	3.08 mills	179,475.22
Health Unit Out	@	2.00 mills	116,542.35
Law Enforcement Out	@	5.44 mills	316,995.20
Parish Tax Inside	@	1.80 mills	29,615.52
C.P. W. Inside	@	4.49 mills	73,874.26
Elderly Services Inside	@	1.02 mills	16,782.13
Library Inside	@	3.08 mills	50,675.44
Health Unit Inside	@	2.00 mills	32,906.13
Law Enforcement Inside	@	5.44 mills	89,504.68

ROAD TAXES:

Road District #1	@	5.00 mills	189,335.65
Road District #2	@	15.00 mills	153,836.25
Road District #3	@	5.16 mills	52,876.01
Road District #4	@	15.31 mills	81,525.21
Road District #5	@	5.00 mills	54,479.15

SCHOOL TAXES:

General School Tax Outside	@	10.00 mills	582,711.77
General School Tax Inside	@	10.00 mills	164,530.65
CSD #2 Maintenance	@	12.00 mills	841,804.44
Bas. School District	@	16.00 mills	70,943.68
Bas. Ath. Department	@	1.95 mills	8,646.96
School District #1	@	7.50 mills	81,720.79

DRAINAGE TAXES:

D.G.D.D. #4	@	8.01 mills	39,678.67
M.G.D.D. #5	@	1.56 mills	5,736.52
Vid. G.D. #7	@	3.91 mills	4,305.08
P.M. D.D. #8	@	3.42 mills	2,822.72
E.G. D.D. #9	@	4.45 mills	1,252.09

MISCELLANEOUS TAXES:

Fire Protection District	@	5.00 mills	131,248.45
A.E.F.P.D.	@	.97 mill	5,933.55
M.F.P. District #2	@	4.19 mills	60,250.25
P.P. F. District	@	5.76 mills	30,671.73
Ward 5 F.P. District #2	@	11.17 mills	111,109.14
Cemetery #1	@	1.03 mills	2,628.23
Cemetery #2	@	1.07 mills	5,118.98
Cemetery #3	@	1.08 mills	5,662.16
Cemetery #4	@	1.06 mills	5,644.49
Cemetery #5	@	1.00 mill	10,895.83

Cemetery #6	@	1.07 mills	8,921.00
Cemetery #7	@	1.01 mills	2,151.85
Forestry Tax	@	8¢ per acre...	13,899.20
W.D. #1	@	12.60 mills	37,145.18
Industrial District #1	@	1.25 mills	47,339.50

TOTAL PARISH & LOCAL TAXES \$4,251,463.81

PARISH OF FRANKLIN

TOTAL ASSESSED VALUE \$50,720,779.00
TOTAL ASSESSED VALUE (Exclusive of Homestead Exemption) \$30,882,019.00

LOCAL TAXES

(Exclusive of Homestead Exemption)

PARISH TAXES:

General Tax	@	1.62 mills	17,329.22
General Tax	@	3.23 mills	65,198.06
Hospital Maintenance	@	.78 mill	24,088.01
Library	@	3.51 mills	108,396.06
Road Equipment & S.A.	@	4.32 mills	133,410.53
Law Enforcement	@	8.09 mills	249,835.60
Law Enforcement #1	@	9.31 mills	287,511.68
Assessment District	@	8.26 mills	255,086.82

SCHOOL TAXES:

Aid to Education	@	3.98 mills	122,910.46
Constitutional	@	3.90 mills	120,439.90
Maintenance & Improvement	@	4.66 mills	143,910.23
Ward 1 School	@	18.00 mills	45,909.50
Ward 2 School	@	23.00 mills	56,918.77
Ward 3 School	@	20.00 mills	34,119.48
Ward 4 School	@	27.00 mills	51,131.30
Ward 5A School	@	27.00 mills	18,550.00
Ward 5B School	@	22.00 mills	11,365.42
Ward 6 School	@	22.00 mills	49,278.31
Ward 7 School	@	7.00 mills	107,206.45
Ward 8 School	@	26.00 mills	26,920.22
Ward 9 School	@	15.00 mills	36,943.82

LEVEE TAXES:

District Levee	@	3.00 mills	76,634.78
----------------------	---	------------------	-----------

DRAINAGE TAXES:

Drainage Maintenance	@	3.12 mills	96,352.05
----------------------------	---	------------------	-----------

MISCELLANEOUS TAXES:

Forestry Tax	@	8¢ per acre...	4,678.88
--------------------	---	----------------	----------

TOTAL PARISH & LOCAL TAXES \$2,144,125.55

PARISH OF GRANT

TOTAL ASSESSED VALUE \$35,533,503.00
 TOTAL ASSESSED VALUE (Exclusive of Homestead Exemption) \$20,368,266.00

LOCAL TAXES
 (Exclusive of Homestead Exemption)

PARISH TAXES:

General Support	@	4.82 mills	98,175.14
Maintenance Courthouse	@	3.28 mills	66,807.98
Health Unit	@	2.19 mills	44,606.54
Library	@	6.50 mills	192,393.86
Assessor	@	7.89 mills	160,705.77
Sheriff	@	26.37 mills	537,111.67
Red River Waterways	@	2.88 mills	56,843.64

ROAD TAXES:

Road Tax	@	8.76 mills	178,426.17
----------------	---	------------------	------------

SCHOOL TAXES:

Constitutional	@	6.03 mills	122,820.76
General Support	@	7.57 mills	154,187.92
Building & Repair	@	5.29 mills	107,748.22
Colfax 1A Building & Repair	@	3.92 mills	26,769.42
Pollock 9A Building & Repair	@	8.31 mills	59,019.47
Dry Prong 11A Building & Repair	@	4.94 mills	9,549.16
Consolidated School District #33 Maint.	@	2.75 mills	43,626.51
Consolidated School District #33 Bonds	@	45.00 mills	713,888.28
Geo. School District 16A Maint.	@	4.67 mills	5,751.35
Geo. School District 16A Bonds	@	31.00 mills	38,178.11
Mont. School District 21A Maintenance	@	4.90 mills	8,637.17
Mont. School District 21A Bonds	@	16.00 mills	28,203.01
Verda School District 31A Maintenance	@	3.09 mills	2,715.52

LEVEE TAXES:

19th Levee District	@	4.48 mills	27,668.29
19th Levee District	@	\$100 per Mi RR's	2,950.50

MISCELLANEOUS TAXES:

Hospital District #1	@	4.48 mills	31,368.85
Hospital District #7	@	5.04 mills	12,153.23
Recreational District #2	@	2.89 mills	5,073.80
Forestry Tax	@	8¢ per acre...	13,746.24
Fire District #1	@	10.00 mills	60,841.92
Fire District #4	@	10.00 mills	8,345.32
Fire District #5	@	11.80 mills	86,318.08
Fire District #6	@	11.50 mills	20,225.90
Fire District #7	@	10.00 mills	6,761.09

TOTAL PARISH & LOCAL TAXES \$2,871,618.89

PARISH OF IBERIA

TOTAL ASSESSED VALUE \$201,886,707.00

TOTAL ASSESSED VALUE (Exclusive of Homestead Exemption) . . . \$136,709,812.00
LOCAL TAXES

(Exclusive of Homestead Exemption)

PARISH TAXES:

General Parish Tax Outside	@	3.84 mills	288,771.89
Criminal Tax	@	1.92 mills	118,097.16
P.W. Public Library	@	4.00 mills	546,839.85
P.W. Public Building Maintenance	@	4.76 mills	650,738.46
P.W. Public Health Unit Maintenance	@	2.11 mills	288,462.07
P.W. Teche Vermilion FW District	@	1.50 mills	205,088.28
P.W. Law Enforcement District	@	9.14 mills	1,249,531.38

SCHOOL TAXES:

P.W. School Constitutional	@	5.08 mills	694,485.40
P W. Special Maintenance & Operation Tax	@	7.11 mills	972,011.08
P.W. Bond Retirement (Prior)	@	1.00 mill	136,711.27
P W. Bond Retirement (New)	@	33.00 mills	4,511,425.19

LEVEE TAXES:

Atchafalaya Basin Levee District	@	4.17 mills	44,812.25
Atchafalaya District (Partial)	@	4.17 mills	4,479.42

DRAINAGE TAXES:

P.W. Drainage	@	4.00 mills	546,839.85
-------------------------	---	----------------------	------------

MISCELLANEOUS TAXES:

Courthouse Maintenance	@	.89 mill	54,735.26
Fire Protection District #1	@	3.59 mills	269,946.62
Recreation District #8 Bond	@	3.25 mills	29,916.25
Forest Protection Tax	@	8¢ per acre	5,344.88

TOTAL PARISH & LOCAL TAXES \$10,618,236.56

PARISH OF IBERVILLE

TOTAL ASSESSED VALUE \$216,880,190.00

TOTAL ASSESSED VALUE (Exclusive of Homestead Exemption) . . . \$193,334,210.00

LOCAL TAXES

(Exclusive of Homestead Exemption)

PARISH TAXES:

General Fund City Limits	@	1.28 mills	15,199.29
General Fund Outside Limits	@	2.57 mills	466,351.69
Sheriff Tax	@	12.00 mills	2,320,010.52
Assessor's Operating Fund	@	2.06 mills	398,270.15

SCHOOL TAXES:

Parishwide School	@	36.00 mills	6,960,031.56
-----------------------------	---	-----------------------	--------------

LEVEE TAXES:

Atchafalaya Levee District	@	4.17 mills	486,853.39
Pontchartrain Levee District	@	3.91 mills	299,387.81

DRAINAGE TAXES:

Parishwide Drainage	@	5.00 mills	966,671.05
-------------------------------	---	----------------------	------------

MISCELLANEOUS TAXES:

Library Tax	@	3.90 mills	754,005.34
Public Building Maintenance	@	3.00 mills	580,002.63
Recreation Tax	@	3.00 mills	580,002.63
General Fund Maringouin	@	4.28 mills	9,400.25
Water Works District #2	@	4.45 mills	340,736.63
Fire District #1	@	3.00 mills	36,485.58
Water Works District #4	@	10.86 mills	42,678.19
Fire District #2	@	7.01 mills	28,272.54
Forestry Tax	@	8¢ per acre	18,979.84

TOTAL PARISH & LOCAL TAXES \$14,303,339.09

PARISH OF JACKSON

TOTAL ASSESSED VALUE \$48,033,270.00
TOTAL ASSESSED VALUE (Exclusive of Homestead Exemption) \$36,405,920.00

**LOCAL TAXES
(Exclusive of Homestead Exemption)**

PARISH TAXES:

General Fund Tax	@	5.06 mills	184,214.87
Hospital Bonds	@	3.00 mills	109,218.30
Health Unit M/O	@	1.93 mills	70,263.57
Library M/O	@	6.73 mills	245,012.35
Ambulance Service	@	2.89 mills	105,213.32
Recreation Tax	@	4.78 mills	174,020.65
Law Enforcement	@	19.84 mills	722,293.28
Hospital Operation	@	7.50 mills	273,057.81

ROAD TAXES:

Roads & Bridges	@	5.06 mills	184,214.93
Paving Roads	@	4.40 mills	160,186.90

SCHOOL TAXES:

Constitutional Tax	@	5.06 mills	184,215.41
Maintenance & Operation	@	7.70 mills	280,325.01
Additional Support	@	7.78 mills	283,237.49
Additional Support M/O	@	6.13 mills	223,167.83
Quitman Bonds	@	21.00 mills	87,439.80
Weston Bonds	@	20.45 mills	76,846.05
J-H School Bonds	@	11.88 mills	286,802.59
Chatham Bonds	@	35.15 mills	151,617.08

MISCELLANEOUS TAXES:

Fire District Ward 1	@	10.49 mills	26,302.52
Fire District Ward 2	@	10.00 mills	33,384.40
Fire District Ward 4	@	15.00 mills	54,346.50
Fire District Ward 3	@	10.00 mills	25,248.40
Forestry Tax	@	8¢ per acre	24,441.20

TOTAL PARISH & LOCAL TAXES \$3,965,070.26

PARISH OF JEFFERSON

TOTAL ASSESSED VALUE \$1,863,045,509.00
 TOTAL ASSESSED VALUE (Exclusive of Homestead Exemption) . \$1,228,896,517.00

LOCAL TAXES

(Exclusive of Homestead Exemption)

PARISH TAXES:

Parish of Jefferson	@	1.54 mills	1,739,631.54
Library Maintenance	@	7.00 mills	8,602,269.61
Health Unit	@	1.53 mills	1,880,216.89
Juvenile Detention Home	@	3.06 mills	3,760,440.47
Coroner's Office	@	1.56 mills	1,917,094.10
Sheriff	@	5.58 mills	6,857,273.93

ROAD TAXES:

Public Improvement Bonds	@	.56 mill	688,205.40
Consolidated Road District A	@	2.32 mills	1,002,255.06
Road District #1	@	.34 mill	269,533.66
Consolidated Road District A Sub #1	@	11.32 mills	877,984.79
Sub #1 of District #1 Kenner	@	7.50 mills	1,415,354.98

SCHOOL TAXES:

School Board	@	15.79 mills	19,404,263.50
--------------------	---	-------------------	---------------

LEVEE TAXES:

Levee District	@	3.91 mills	3,099,591.40
West Jefferson Levee District	@	5.03 mills	2,172,993.47

DRAINAGE TAXES:

Fourth Jefferson Drainage District	@	6.22 mills	4,930,788.99
Sub Drainage Not DD #9	@	4.33 mills	182,168.47
Con. Drainage District #1 New	@	5.00 mills	1,072,365.87
Con. Drainage District #1	@	2.15 mills	419,779.19
Drainage District #7	@	9.58 mills	184,168.08
Drainage District #9	@	7.11 mills	1,363,530.75
Public Impr. Bonds	@	4.81 mills	5,910,988.76

MISCELLANEOUS TAXES:

Hospital District #2	@	.22 mill	174,405.93
Transportation System	@	2.00 mills	2,457,797.59
Transportation System, Disabled, etc.	@	1.00 mill	1,228,903.56
Ambulance Service District #1	@	7.32 mills	152,688.92
Garbage District #1	@	4.15 mills	2,447,371.10
Cons. Garbage District #2	@	5.00 mills	1,641,375.28
Westbank Cons. Sewerage in Old 8 & 9	@	5.00 mills	1,750,487.82
Garbage District #6	@	3.16 mills	64,553.28
Eastbank Cons. Fire Protection	@	16.76 mills	9,217,610.87
Fire Protection District #3	@	10.83 mills	430,540.61
Fire Protection District #5	@	14.15 mills	1,010,469.24
Fire Protection District #9	@	9.82 mills	133,434.30
Fire Protection District #6	@	15.00 mills	1,094,918.94
Fire Protection District #7	@	18.09 mills	1,403,066.97
Fire Protection District #8	@	13.08 mills	1,392,583.54
East Jefferson Water District #1	@	4.14 mills	3,281,885.06
Consolidated Water District #2	@	4.76 mills	1,647,262.79
East Consolidated Sewer District	@	5.63 mills	3,320,164.02
WB Cons. CCPD#1	@	10.00 mills	1,427,864.43
WB Cons. CCPD#2	@	10.00 mills	1,840,270.81
Comm. Center Play District #1	@	.63 mill	29,602.96
East Cons. Comm. Center Play District	@	10.58 mills	6,239,362.96

Comm. Center Play District #10	@	11.30 mills	235,707.48
Comm. Center Play District #11	@	2.30 mills	22,467.98
Comm. Center Play District #12	@	2.74 mills	291,717.80
Comm. Center Play District #13	@	1.74 mills	134,954.45
Comm. Center Play District #14	@	.89 mill	54,829.70
Comm. Center Play District #15	@	4.60 mills	112,341.22
Comm. Center Play District #16	@	9.82 mills	133,434.30
Fire Protection District #4	@	15.00 mills	312,886.47
Consolidated Road Light District	@	3.90 mills	3,658,588.69
Road Lighting District #7	@	4.91 mills	66,717.15

TOTAL PARISH & LOCAL TAXES \$115,161,165.13

PARISH OF JEFFERSON DAVIS

TOTAL ASSESSED VALUE \$103,200,250.00
TOTAL ASSESSED VALUE (Exclusive of Homestead Exemption) . . . \$ 77,121,420.00

**LOCAL TAXES
(Exclusive of Homestead Exemption)**

PARISH TAXES:

General Fund In	@	2.19 mills	62,654.90
General Fund	@	4.37 mills	211,996.62
Courthouse Maintenance In.	@	1.13 mills	32,328.78
Courthouse Maintenance	@	1.13 mills	54,818.35
Library In	@	5.32 mills	152,202.76
Library	@	5.32 mills	258,082.83
Mosquito District	@	7.75 mills	597,708.68
Law Enforcement Constitutional.	@	5.16 mills	397,947.61
Law Enforcement Voted Issue	@	4.95 mills	361,752.07
Assessment District	@	2.09 mills	161,186.84

ROAD TAXES:

Road District #10	@	12.12 mills	250,411.10
Ward 4 Road District	@	10.58 mills	34,213.71
Road District #12	@	11.59 mills	178,885.13
Sub Road District #1	@	10.30 mills	92,978.55

SCHOOL TAXES:

Parish Schools Constitutional	@	5.39 mills	415,685.43
Parish Schools Special	@	8.52 mills	657,076.05
School District #1 Maintenance.	@	5.94 mills	65,336.70
School District #1 Bond	@	38.00 mills	417,978.92
School District #2	@	6.59 mills	180,472.33
School District #3 Maintenance.	@	6.29 mills	26,961.43
School District #3 Special Maintenance	@	5.38 mills	23,060.81
School District #3 Bond	@	23.00 mills	98,587.13
School District #22 Maintenance.	@	7.98 mills	35,972.30
School District #22 Bond	@	16.50 mills	74,378.82
School District #5	@	3.86 mills	34,844.46
W.R. C. #1 Maintenance.	@	6.72 mills	92,974.85
W.R. C. #1 Bond	@	17.75 mills	245,580.88
School District #8 Maintenance.	@	5.51 mills	38,068.77

School District #8 Bond	@ 19.25 mills	132,998.90
DRAINAGE TAXES:		
D.D. #1 Sub A	@ 9.25 mills	32,169.07
D.D. #1 Cons.	@ 8.60 mills	58,096.55
G. Marais D.D. Maintenance	@ 6.41 mills	41,246.72
G. Marais D.D. Bond	@ 8.60 mills	55,338.82
Broadmore D.D.	@ 8.81 mills	106,057.80
Nezpique D.D.	@ 20.00 mills	84,283.90
D.D. #5	@ 10.23 mills	9,194.07
D.D. #6 Maintenance	@ 5.52 mills	30,324.62
D.D. #6 Bond	@ 2.80 mills	15,382.05
D.D. #7 Maintenance	@ 5.00 mills	16,369.55
D.D. #7 Bond	@ 5.00 mills	16,369.55
Welsh D.D. Bond	@ 6.00 mills	47,128.11
Welsh D.D. Maintenance	@ 5.00 mills	39,273.43
D.D. #9	@ 7.34 mills	37,652.56
MISCELLANEOUS TAXES:		
Cent. W.W. District	@ 8.83 mills	118,211.10
Fire District #1	@ 5.00 mills	7,785.75
Fire District #2	@ 5.00 mills	64,426.80
Fire District #3	@ 5.00 mills	69,359.95
Fire District #4	@ 5.67 mills	44,088.09
Fire District #5	@ 5.00 mills	42,153.90
Fire District #6	@ 4.00 mills	18,031.24
Fire District #7	@ 10.00 mills	5,962.00
Forestry Tax	@ 8¢ per acre...	4,584.88
TOTAL PARISH & LOCAL TAXES		\$6,370,636.27

PARISH OF LAFAYETTE

TOTAL ASSESSED VALUE	\$447,649,832.00
TOTAL ASSESSED VALUE (Exclusive of Homestead Exemption) ...	\$286,000,535.00

**LOCAL TAXES
(Exclusive of Homestead Exemption)**

PARISH TAXES:		
Parish Tax	@ 3.69 mills	381,447.46
Parish Tax (City)	@ 1.85 mills	378,613.96
Courthouse & Jail	@ 2.74 mills	844,030.56
Public Improvement Bond	@ 4.28 mills	1,318,518.60
Library 1987-1996	@ 3.10 mills	954,974.28
Library 1989-1998	@ 2.01 mills	619,126.77
Bridges & Maintenance	@ 4.17 mills	1,284,622.34
Health Unit Maintenance	@ 1.79 mills	551,320.85
Min. Security Maintenance	@ 2.41 mills	742,355.59
Juvenile Detention Maintenance	@ 1.37 mills	421,915.18
Airport Maintenance	@ 1.71 mills	526,677.30
Teche Vermilion Water District	@ 1.50 mills	462,079.49
Lafayette Economic Development Authority ..	@ 2.50 mills	770,188.58
Assessment District	@ 1.90 mills	585,242.67

Law Enforcement	@	19.68 mills	6,063,402.19
Lafayette Parish Bayou Vermilion Bond & Improvement	@	2.50 mills	770,188.58
Lafayette Parish Bayou Vermilion Maintenance	@	.88 mill	270,950.19
SCHOOL TAXES:			
School	@	4.59 mills	1,414,023.91
School District #1	@	4.00 mills	1,232,435.93
Special School	@	7.27 mills	2,239,759.62
Special School Improvement	@	4.59 mills	1,414,023.91
School 1985 Operation	@	16.70 mills	5,145,255.28
DRAINAGE TAXES:			
Drainage Maintenance	@	3.34 mills	1,028,899.51
TOTAL PARISH & LOCAL TAXES			\$29,420,052.75

PARISH OF LAFOURCHE

TOTAL ASSESSED VALUE	\$265,808,200.00
TOTAL ASSESSED VALUE (Exclusive of Homestead Exemption) ...	\$178,837,550.00
LOCAL TAXES	
(Exclusive of Homestead Exemption)	

PARISH TAXES:

Parish Council	@	3.33 mills	541,242.55
Criminal	@	.80 mill	14,674.27
Drain, Health, Library	@	5.41 mills	967,511.11
Library	@	1.92 mills	343,368.08
Parish Recreation	@	1.92 mills	343,368.08
Juvenile Justice	@	3.20 mills	572,280.13
Health Unit	@	.96 mill	171,684.04
Law Enforcement	@	10.19 mills	1,822,354.56

ROAD TAXES:

Road District #1	@	5.00 mills	768,875.30
------------------------	---	------------------	------------

SCHOOL TAXES:

Schools	@	41.89 mills	7,491,504.75
Public Buildings	@	2.89 mills	516,840.50
Special Education District #1	@	5.85 mills	535,373.59

LEVEE TAXES:

Atchafalaya Levee	@	4.17 mills	315,319.62
Lafourche Levee	@	4.20 mills	433,504.43
South Lafourche Levee	@	4.73 mills	440,112.78

DRAINAGE TAXES:

Drainage District #1	@	4.00 mills	189,452.32
Drainage District #5	@	5.11 mills	46,699.39
Drainage District #1 of 12	@	20.00 mills	4,383.00
Drainage District #2 of 12	@	20.00 mills	1,827.40
Drainage District #3 of 12	@	20.00 mills	5,948.40
Drainage District #1 of 12	@	2.50 per acre ...	2,035.00
Drainage District #2 of 12	@	2.50 per acre ...	2,447.50

Drainage District #3 of 12	@	2.50 per acre...	5,232.50
Parish Drainage	@	3.86 mills	690,312.92
MISCELLANEOUS TAXES:			
Fire District #1	@	6.98 mills	146,501.48
Fire District #2	@	5.24 mills	95,222.15
Fire District #3	@	8.00 mills	747,235.60
Fire District #4	@	17.51 mills	36,043.37
Fire District #5	@	6.33 mills	26,101.07
Fire District #6	@	4.00 mills	43,680.52
C. L. Ambulance	@	7.00 mills	287,348.53
Hospital District #1	@	11.04 mills	1,010,331.76
Hospital District #2	@	4.90 mills	201,144.27
Hospital District #3	@	5.77 mills	236,845.46
Water District #1	@	4.07 mills	654,887.15
Bayou Lafourche Fresh Water	@	1.57 mills	280,730.81
Road Light	@	1.89 mills	297,684.15
Greater Lafourche Port	@	7.05 mills	645,192.50
Recreation District #1	@	2.65 mills	41,693.08
Recreation District #11	@	15.00 mills	80,322.45
Recreation District #8	@	10.00 mills	58,046.50
Forestry Tax	@	8¢ per acre...	6,335.92
TOTAL PARISH & LOCAL TAXES			\$21,121,698.99

PARISH OF LASALLE

TOTAL ASSESSED VALUE		\$41,982,856.00
TOTAL ASSESSED VALUE (Exclusive of Homestead Exemption)		\$30,775,416.00
LOCAL TAXES		
(Exclusive of Homestead Exemption)		

PARISH TAXES:

Ad valorem Tax	@	3.95 mills	121,563.25
Assessors District	@	6.35 mills	195,424.46
Library Tax	@	6.09 mills	187,422.83
Ambulance Tax	@	5.00 mills	153,877.53
Road & Bridge	@	10.00 mills	307,755.05
Health Unit	@	1.14 mills	35,084.07
Garbage Tax	@	7.98 mills	245,588.51
Courthouse Maintenance	@	8.00 mills	246,204.03
Law Enforcement	@	11.57 mills	356,072.34
Law Enforcement	@	8.42 mills	259,129.56

ROAD TAXES:

Road District #1	@	5.13 mills	41,241.76
Road District #2B	@	3.09 mills	30,692.19
Road District #2BN	@	1.03 mills	10,230.73
Road District #3	@	4.27 mills	17,112.95
Sub Road District #4	@	4.12 mills	35,837.64
Road District #4	@	2.49 mills	21,659.15

SCHOOL TAXES:

Special Maintenance & Operation District 1AR	@	5.13 mills	157,878.02
--	---	------------------	------------

Constitutional 1A	@	4.94 mills	152,030.69
Special Leeway 1AM	@	10.25 mills	315,448.29
School District #1AB	@	24.00 mills	738,610.62
Special B & C IA	@	5.13 mills	157,878.02
Special M & O District 1AR	@	2.41 mills	74,168.82
LEVEE TAXES:			
Levee District	@	3.00 mills	2,355.57
MISCELLANEOUS TAXES:			
Hospital District #1	@	1.50 mills	14,905.85
Hospital District #2	@	5.00 mills	103,727.29
Sewer District Maintenance	@	9.53 mills	20,313.01
Sewer District Bond	@	4.80 mills	10,231.11
Fire District	@	5.32 mills	28,283.38
Recreation District #5	@	5.00 mills	27,510.10
Recreation District #22	@	3.27 mills	29,763.21
Recreation District #10	@	20.00 mills	37,705.26
Forestry Tax	@	8¢ per acre	23,654.40
TOTAL PARISH & LOCAL TAXES			\$4,159,359.69

PARISH OF LINCOLN

TOTAL ASSESSED VALUE	\$125,245,430.00
TOTAL ASSESSED VALUE (Exclusive of Homestead Exemption) ...	\$ 93,497,150.00
LOCAL TAXES	
(Exclusive of Homestead Exemption)	

PARISH TAXES:

General Alimony In	@	1.64 mills	74,296.58
Hospital Imps. In	@	.75 mill	33,977.09
Library Bond In	@	3.68 mills	166,714.28
Parish Maintenance & Operation In	@	5.22 mills	236,480.58
Parishwide Construction In	@	5.06 mills	229,232.14
Parishwide Repair & Equipment In	@	5.22 mills	236,480.58
Law Enforcement In	@	7.49 mills	339,317.95
Assessment District In	@	2.57 mills	116,428.18
General Alimony Out	@	3.27 mills	157,595.86
Hospital Improvement Out	@	.75 mill	36,145.84
Library Bond Out	@	3.68 mills	177,355.58
Parish Maintenance & Operation Out	@	5.22 mills	251,575.04
Parishwide Construction Out	@	5.06 mills	243,863.93
Parishwide Repair & Equipment Out	@	5.22 mills	251,575.04
Law Enforcement Out	@	7.49 mills	360,976.45
Assessment District Out	@	2.57 mills	123,859.74

ROAD TAXES:

Parishwide Road & Maintenance In	@	4.48 mills	202,956.51
Parishwide Road Construction In	@	4.48 mills	202,956.51
Parishwide Road & Maintenance Out	@	4.48 mills	215,911.14
Parishwide Road Construction Out	@	4.48 mills	215,911.14

SCHOOL TAXES:

School District #1	@	25.00 mills	1,624,007.75
Maintenance & Operation District #1	@	3.09 mills	200,729.83
School District #3	@	29.00 mills	283,251.12
Maintenance & Operation District #3	@	3.14 mills	30,669.23
Maintenance & Operation District #5	@	3.00 mills	38,487.81
School District #6	@	45.00 mills	214,098.75
MISCELLANEOUS TAXES:			
Forestry Tax	@	8¢ per acre	16,458.00
City Public Improvement	@	1.00 mill	60,584.48
City Recreation Tax	@	2.00 mills	121,168.96
City General Fund	@	5.74 mills	347,756.45
TOTAL PARISH & LOCAL TAXES			\$6,810,822.54

PARISH OF LIVINGSTON

TOTAL ASSESSED VALUE	\$119,796,180.00
TOTAL ASSESSED VALUE (Exclusive of Homestead Exemption) ...	\$ 59,232,650.00
LOCAL TAXES	
(Exclusive of Homestead Exemption)	

PARISH TAXES:

Parish & Local	@	1.26 mills	24,929.45
Parish Tax	@	2.53 mills	99,801.85
Courthouse Sinking	@	.10 mill	5,923.27
Health Unit	@	4.74 mills	280,762.76
Library	@	3.00 mills	177,697.95
Tax Assessor	@	6.36 mills	376,719.65
Law Enforcement	@	12.85 mills	761,139.55
Law Enforcement	@	12.21 mills	723,224.15

ROAD TAXES:

Road & Equipment Maintenance	@	4.74 mills	280,762.76
Road District #10	@	1.40 mills	2,302.24
Road District #5	@	.36 mill	640.38
Road District #6	@	1.90 mills	3,567.44
Road District #8	@	.10 mill	347.14
Road District #9	@	.85 mill	3,009.71
Sub Road District #10	@	1.40 mills	2,302.24
Sub Road District #5	@	.35 mill	622.91
Sub Road District #6	@	1.90 mills	3,567.44
Sub Road District #9	@	.75 mill	2,655.63

SCHOOL TAXES:

Parishwide Const. School Tax	@	3.21 mills	190,136.81
Parishwide Special School Maintenance	@	7.01 mills	415,220.88
Parishwide Additional Support	@	7.00 mills	414,628.55
Parishwide District #5	@	4.75 mills	281,355.09
School District #1	@	21.80 mills	540,933.65
School District #4	@	16.81 mills	191,106.57
School District #27A	@	44.17 mills	164,019.97
School District #22	@	60.41 mills	192,303.25
School District #24	@	78.40 mills	232,387.00

School District #25	@ 56.70 mills	145,392.41
School District #26	@ 38.35 mills	174,177.57
School District #27	@ 1.94 mills	7,598.01
School District #32A	@ 42.34 mills	131,041.81
School District #31	@ 53.88 mills	67,193.14
School District #32	@ 10.73 mills	31,847.07
School District #33	@ 33.44 mills	53,903.53
DRAINAGE TAXES:		
Drainage	@ 5.52 mills	125,225.56
MISCELLANEOUS TAXES:		
Forestry	@ 8¢ per acre...	23,748.00
Fire District #1	@ 10.00 mills	28,886.10
Fire District #2	@ 10.00 mills	39,877.40
Fire District #4	@ 11.48 mills	196,272.10
Fire District #5	@ 20.59 mills	164,759.38
Fire District #8	@ 10.00 mills	26,022.70
Fire District #9	@ 10.00 mills	17,799.50
Fire District #10	@ 10.00 mills	20,814.90
Fire District #11	@ 10.00 mills	2,618.60
Recreation District #1	@ 10.25 mills	116,512.08
Recreation District #2	@ 4.00 mills	12,733.24
Recreation District #3	@ 18.33 mills	415,890.36
Recreation District #6	@ 30.36 mills	89,990.23
TOTAL PARISH & LOCAL TAXES		\$7,264,371.98

PARISH OF MADISON

TOTAL ASSESSED VALUE	\$34,939,680.00
TOTAL ASSESSED VALUE (Exclusive of Homestead Exemption)	\$25,695,874.00

LOCAL TAXES (Exclusive of Homestead Exemption)

PARISH TAXES:

General Fund In	@ 1.78 mills	13,497.36
General Fund	@ 3.56 mills	64,484.01
Hospital Bond	@ 13.00 mills	334,046.78
Hospital Maintenance	@ 4.09 mills	105,096.25
Port Commission	@ 2.84 mills	72,976.37
Sheriff	@ 6.89 mills	177,044.79
Health Unit	@ 1.33 mills	34,175.55
Library	@ 4.02 mills	103,297.54
Garbage Collection	@ 10.21 mills	262,355.20
Courthouse & Jail	@ 3.04 mills	78,115.55
Assessment District	@ 4.54 mills	116,659.41

ROAD TAXES:

Road Construction	@ 2.83 mills	72,719.91
Road Maintenance	@ 4.74 mills	121,798.44

SCHOOL TAXES:

Regular School Tax	@ 4.74 mills	121,798.59
--------------------------	--------------------	------------

Special School Tax	@	4.74 mills	121,798.59
LEVEE TAXES:			
Levee Tax	@	3.86 mills	95,930.48
DRAINAGE TAXES:			
Drainage Construction	@	4.74 mills	121,798.44
Drainage Maintenance	@	4.74 mills	121,798.44
MISCELLANEOUS TAXES:			
Forestry Tax	@	8¢ per acre...	5,050.56
TOTAL PARISH & LOCAL TAXES			\$2,144,442.26

PARISH OF MOREHOUSE

TOTAL ASSESSED VALUE	\$105,124,320.00
TOTAL ASSESSED VALUE (Exclusive of Homestead Exemption) ...	\$ 80,359,730.00

LOCAL TAXES

(Exclusive of Homestead Exemption)

PARISH TAXES:

Parish Tax	@	2.04 mills	79,170.50
Parish Tax	@	4.08 mills	169,525.69
Public Building Maintenance	@	.52 mill	41,787.08
Library Tax	@	3.25 mills	261,169.28
Hospital Bond	@	8.50 mills	683,058.12
Maintenance Tax Health Unit & Other Public Building	@	.90 mill	72,323.80
Assessment District Tax	@	3.03 mills	243,490.32
Law Enforcement District Tax	@	5.24 mills	421,085.66

ROAD TAXES:

Road District	@	4.87 mills	391,352.12
---------------------	---	------------------	------------

SCHOOL TAXES:

Parishwide Const. School Maint. Tax	@	5.50 mills	441,979.01
Parishwide Special School Maint. Tax	@	6.80 mills	546,446.78
Parishwide Special Leeway Maint. Tax	@	6.33 mills	508,677.66

LEVEE TAXES:

Tensas Basin Levee District Tax	@	3.00 mills	86,351.16
---------------------------------------	---	------------------	-----------

DRAINAGE TAXES:

Drainage	@	2.25 mills	180,809.50
----------------	---	------------------	------------

MISCELLANEOUS TAXES:

Ward 2 Cemetery Tax	@	.98 mill	6,005.54
Ward 6, Fire District #1 Tax	@	6.90 mills	56,644.12
Bastrop Area Fire District #2 Tax	@	6.77 mills	93,140.35
Ward 10, Fire District #1 Tax	@	4.00 mills	18,591.64
Ward 5, Fire District #1 Tax	@	3.50 mills	17,170.51
Ward 8, Fire District #1 Tax	@	7.99 mills	19,030.45
Ward 2, Fire District #1 Tax	@	8.50 mills	52,087.44
Bastrop Fire 2 Mobile Home Fee	@	\$40 per home	23,680.00
Bastrop Fire 2 Building Fee	@	\$50 per	

Forestry Fee.....	@	building ..	160,100.00
		8¢ per acre...	13,069.36

TOTAL PARISH & LOCAL TAXES \$4,586,746.09

PARISH OF NATCHITOCHEs

TOTAL ASSESSED VALUE \$95,815,270.00
TOTAL ASSESSED VALUE (Exclusive of Homestead Exemption) \$66,869,870.00

LOCAL TAXES

(Exclusive of Homestead Exemption)

PARISH TAXES:

Courthouse Maintenance.....	@	3.00 mills	200,610.08
Library.....	@	3.00 mills	200,610.08
Health Unit.....	@	2.00 mills	133,740.06
Ambulance.....	@	2.00 mills	133,740.06
Hospital.....	@	4.50 mills	300,915.13
CRW/W Maintenance.....	@	.48 mill	32,097.61
CRW/W Cof.....	@	.94 mill	62,857.82
Law Enforcement.....	@	18.20 mills	1,217,034.54
Assessment District	@	3.67 mills	245,413.00
General Tax Inside.....	@	1.80 mills	41,997.36
General Tax Outside.....	@	3.60 mills	156,738.55

ROAD TAXES:

Road District #40	@	5.00 mills	216,244.40
-------------------------	---	------------------	------------

SCHOOL TAXES:

General School	@	4.57 mills	305,596.03
Special School	@	6.62 mills	442,679.59
School District #1.....	@	6.62 mills	15,750.96
CSD #4 Bond.....	@	18.00 mills	30,907.76
CSD #4 Maintenance	@	4.73 mills	8,121.87
CSD #6 Bond.....	@	30.00 mills	129,061.20
CSD #6 Maintenance	@	7.00 mills	30,114.28
SD #7 Bond	@	12.00 mills	57,914.96
SD #7 Maintenance	@	4.73 mills	22,828.14
School District #8	@	7.00 mills	12,730.62
SD #9 Bond	@	10.00 mills	391,174.78
SD #9 Maintenance	@	6.62 mills	258,957.70
SD #11 Bond	@	1.50 mills	12,174.74
SD #11 Maintenance	@	6.62 mills	53,731.17
Con. School #7.....	@	45.00 mills	760,401.45

LEVEE TAXES:

Levee Tax.....	@	\$100 per mile R/R	5,233.00
Levee Tax.....	@	\$50 per mile P/L.....	4,044.00
Levee Tax.....	@	5¢ per acre....	10,109.60
Natchitoches Levee.....	@	4.01 mills	152,360.13

MISCELLANEOUS TAXES:

Red River Waterway Cof.	@	2.16 mills	142,783.67
Red River Waterway Maintenance	@	.72 mill	47,594.56
Forestry Tax	@	8¢ per acre	30,112.88
Water District #2	@	3.00 mills	14,171.85
Fire District #10	@	10.03 mills	14,602.96
Fire District #1	@	7.00 mills	34,801.97
Fire District #2	@	6.63 mills	36,907.35
Fire Protection Parcel Fee	@		50,675.00
Fire District #4	@	10.00 mills	25,505.50
Fire District #5	@	10.00 mills	17,719.40
Fire District #6	@	10.00 mills	92,375.80
Fire District #7	@	6.61 mills	26,727.86
Fire District #8	@	10.00 mills	8,449.60
Fire District #9	@	5.00 mills	51,849.25

TOTAL PARISH & LOCAL TAXES **\$6,240,168.32**

PARISH OF ORLEANS

TOTAL ASSESSED VALUE (Parish) \$1,850,215,379.00
 (City) \$1,899,463,604.00

TOTAL ASSESSED VALUE (Exclusive of Homestead Exemption)
 (Parish) \$1,404,848,416.00*
 (City) \$1,454,096,641.00**

City assessments includes auto assessment. Vehicles have not yet been assessed for 1991. The 1990 assessment was used as the basis for the 1991 assessment on autos. (1990 Auto figure-est. \$49,248,225)

LOCAL TAXES
 (Exclusive of Homestead Exemption)

PARISH TAXES:			
Parish Tax	@	14.01 mills	20,371,893.94**
SCHOOL TAXES:			
School Tax	@	42.39 mills	61,639,156.61**
LEVEE TAXES:			
Levee Tax	@	11.29 mills	15,860,738.62*
MISCELLANEOUS TAXES:			
Board of Liquidation	@	35.30 mills	51,329,611.43**
Police & Fire	@	6.01 mills	8,739,120.81**
Library	@	4.06 mills	5,903,632.36**
Audubon Zoo	@	0.41 mill	596,179.62**
Aquarium	@	3.86 mills	5,612,813.03**
Sewerage & Water Board	@	25.23 mills	36,686,858.25**
Board of Assessors	@	1.12 mills	1,628,588.24**
Criminal Sheriff	@	2.80 mills	4,071,470.59**
Police & Fire (New)	@	9.00 mills	13,086,869.77**

TOTAL PARISH & LOCAL TAXES **\$225,526,933.27**

PARISH OF OUACHITA

TOTAL ASSESSED VALUE \$529,336,936.00
 TOTAL ASSESSED VALUE (Exclusive of Homestead Exemption) ... \$392,847,681.00

LOCAL TAXES

(Exclusive of Homestead Exemption)

PARISH TAXES:

General Fund Outside	@	4.13 mills	670,841.36
General Fund Inside.....	@	2.07 mills	476,377.89
Health	@	1.22 mills	479,296.74
Detention Home	@	1.22 mills	479,296.74
Library Maintenance	@	5.05 mills	1,983,961.70
Jail Extension.....	@	3.93 mills	1,543,916.72
Cooley Hospital.....	@	1.42 mills	557,840.70
Law Enforcement	@	10.08 mills	3,959,895.77
Mosquito Abatement District	@	1.19 mills	467,528.66
Assessment District	@	1.76 mills	691,411.58

SCHOOL TAXES:

Parish School.....	@	5.17 mills	1,065,144.49
School Maintenance & Operation	@	24.39 mills	5,024,859.90
East Ouachita School District Bond.....	@	12.50 mills	1,047,828.56
West Ouachita School District Bond.....	@	27.00 mills	3,298,104.17

LEVEE TAXES:

Levee District	@	3.00 mills	931,355.78
----------------------	---	------------------	------------

MISCELLANEOUS TAXES:

West Ouachita Sewage District Bond	@	4.60 mills	87,339.51
Road Light District #1	@	6.41 mills	17,053.60
Fire Maintenance	@	19.77 mills	3,252,406.43
East Ouachita Recreation District Bond	@	2.80 mills	197,569.22
East Ouachita Recreation District Maint.	@	5.08 mills	322,182.16
Forestry Fee.....	@	8¢ per acre...	14,187.19

TOTAL PARISH & LOCAL TAXES \$26,568,398.87

PARISH OF PLAQUEMINES

TOTAL ASSESSED VALUE \$371,963,330.00
 TOTAL ASSESSED VALUE (Exclusive of Homestead Exemption) ... \$351,432,055.00

LOCAL TAXES

(Exclusive of Homestead Exemption)

PARISH TAXES:

Parish.....	@	3.96 mills	1,391,672.54
Water	@	2.16 mills	759,093.47
Library.....	@	1.08 mills	379,547.55
Pollution Control.....	@	2.16 mills	759,093.47
Public Health	@	1.08 mills	379,547.55
Waste Disposal	@	3.24 mills	1,138,641.31
Incineration.....	@	1.08 mills	379,547.55
Law Enforcement	@	3.22 mills	1,131,613.16
Law Enforcement Additional.....	@	5.97 mills	2,098,049.65

Hospital	@	2.40 mills	843,435.75
Assessment District	@	1.08 mills	379,547.55
ROAD TAXES:			
Road Maintenance	@	1.62 mills	569,321.10
SCHOOL TAXES:			
Proposition I	@	3.26 mills	1,145,668.74
Proposition II	@	2.40 mills	843,435.75
Proposition III	@	4.78 mills	1,679,845.99
Regular School	@	5.48 mills	1,925,848.20
TOTAL PARISH & LOCAL TAXES			\$15,803,909.33

PARISH OF POINTE COUPEE

TOTAL ASSESSED VALUE	\$92,073,391.00
TOTAL ASSESSED VALUE (Exclusive of Homestead Exemption)	\$71,138,671.00

**LOCAL TAXES
(Exclusive of Homestead Exemption)**

PARISH TAXES:			
Parish Tax	@	3.56 mills	206,530.43
Par Tax in Livonia	@	1.78 mills	2,204.71
Par Tax in New Roads	@	1.78 mills	21,158.03
Law Enforcement District	@	15.16 mills	1,078,462.44
Library Maintenance Tax	@	4.03 mills	286,692.48
SCHOOL TAXES:			
Parishwide School	@	4.37 mills	310,883.14
Special Parishwide School	@	11.52 mills	819,518.36
School District #19	@	9.00 mills	501,459.95
Tenth Ward School	@	9.79 mills	145,917.09
LEVEE TAXES:			
Atchafalaya Levee	@	4.17 mills	294,498.60
MISCELLANEOUS TAXES:			
Fordoché Corp.	@	7.42 mills	8,309.81
New Roads Corp.	@	7.33 mills	120,472.57
Livonia Corp.	@	7.10 mills	16,615.95
Livonia Water Works	@	.55 mill	1,288.47
Morganza Corp.	@	6.80 mills	8,664.83
Fire District #1	@	3.07 mills	17,121.45
Fire District #2	@	4.01 mills	25,971.29
Fire District #3	@	3.43 mills	48,273.13
Fire District #4	@	3.60 mills	69,401.60
Fire District #5	@	5.60 mills	141,982.28
Water District #1	@	14.18 mills	62,174.97
Sewerage District #1	@	32.00 mills	39,745.02
Sewerage District #3A	@	35.00 mills	2,138.86
TOTAL PARISH & LOCAL TAXES			\$4,229,485.46

PARISH OF RAPIDES

TOTAL ASSESSED VALUE \$372,781,252.00
 TOTAL ASSESSED VALUE (Exclusive of Homestead Exemption) ... \$256,588,153.00

LOCAL TAXES
 (Exclusive of Homestead Exemption)

PARISH TAXES:

Parish I	@ 1.87 mills	279,215.28
Parish II	@ 3.78 mills	405,504.91
Courthouse & Jail Bond	@ 1.25 mills	320,734.70
Parish Library Maintenance	@ 4.02 mills	1,031,488.96
Renaissance Maintenance	@ 2.01 mills	515,744.37
Sheriff Maintenance	@ 16.40 mills	4,208,045.04
Health Unit Maintenance	@ 1.00 mill	256,587.78
Assessor Maintenance	@ 1.97 mills	505,495.88
Senior Citizens Maintenance	@ 1.00 mill	256,587.78
Airport Authority Maintenance	@ 1.50 mills	384,881.65

ROAD TAXES:

Ward 2, District 2-C Maintenance	@ 51.62 mills	317,062.48
Ward 3, District 3-A Maintenance	@ 25.13 mills	149,328.45
Ward 4, District 1-A Maintenance	@ 21.64 mills	106,870.82
Ward 5, District 5-A Maintenance	@ 46.32 mills	110,965.89
Ward 6, District 6-A Maintenance	@ 69.84 mills	86,158.48
Ward 7, District 7-A Maintenance	@ 5.39 mills	83,830.42
Ward 8, District 36-A Maintenance	@ 10.00 mills	181,891.27
Ward 9, District 9-B Maintenance	@ 5.32 mills	114,131.69
Ward 10, District 10-A Maintenance	@ 9.37 mills	280,759.36
Ward 11, District 2-B Maintenance	@ 23.79 mills	194,659.83

SCHOOL TAXES:

Parish Schools Constitutional	@ 4.62 mills	1,185,437.50
Parish Schools General	@ 18.33 mills	4,703,261.34
Parish Schools General Maintenance	@ 2.01 mills	515,742.38
Ward 1-2-8, District 62 Maintenance	@ 8.02 mills	1,147,306.42
Ward 1-2-8, District 62 Bond	@ 24.50 mills	3,504,868.12
Ward 2 District 55 Maintenance	@ 7.00 mills	19,213.65
Ward 2 District 55 Fd. Pro.	@ 4.50 mills	12,351.41
Ward 2-3 District 57 Maintenance	@ 3.98 mills	32,883.36
Ward 2-3 District 57 Bond	@ 32.50 mills	268,520.13
Ward 2-3-4 District 61 Maintenance	@ 4.00 mills	55,572.34
Ward 4, District 27 Bond	@ 48.00 mills	136,659.16
Ward 4, District 27 Maintenance	@ 10.74 mills	30,577.53
Ward 4, District 16 Maintenance	@ 6.23 mills	12,948.95
Ward 5, District 51 Bond	@ 99.00 mills	237,168.83
Ward 5, District 51 Maintenance	@ 13.97 mills	33,467.08
Ward 6, District 58 Bond	@ 69.00 mills	85,122.73
Ward 6, District 58 Maintenance	@ 12.08 mills	14,902.40
Ward 7, District 22A Bond	@ 35.00 mills	544,341.05
Ward 7, District 22A Maintenance	@ 3.00 mills	46,657.82
Ward 9, District 52 Bond	@ 41.50 mills	1,467,260.02
Ward 9, District 52 Maintenance	@ 5.33 mills	188,445.40
Ward 10, District 11 Bond	@ 65.00 mills	1,947,613.98
Ward 10, District 11 Maintenance	@ 7.00 mills	209,743.06
Ward 11, District 50 Bond	@ 103.00 mills	615,047.45
Ward 11, District 50 Maintenance	@ 15.53 mills	92,734.71
Ward 11, District 56 Maintenance	@ 5.74 mills	12,889.22
Ward 11, District 56 Bond	@ 18.00 mills	40,419.21

LEVEE TAXES:

Levee District	@	3.54 mills	642,608.95
Levee District Acreage	@	5¢ per acre...	8,485.80
Levee District Special Contributions	@	\$60 per mile ..	4,971.00

DRAINAGE TAXES:

Gravity Drainage #1 Bond	@	.85 mill	107,504.47
Gravity Drainage #1 Maintenance	@	.97 mill	122,681.43

MISCELLANEOUS TAXES:

Forestry	@	8¢ per acre...	30,816.56
Fire District #2 Maintenance	@	9.78 mills	915,264.87
Fire District #3 Maintenance	@	12.44 mills	216,814.19
Fire District #4 Maintenance	@	15.00 mills	262,970.07
Fire District #5 Maintenance	@	24.10 mills	54,881.23
Fire District #7 Maintenance	@	20.11 mills	107,216.33
Fire District #8 Maintenance	@	34.21 mills	40,463.36
Fire District #9 Maintenance	@	22.83 mills	28,467.13
Fire District #10 Maintenance	@	20.00 mills	24,673.14
Fire District #11 Maintenance	@	26.60 mills	24,827.80
Fire District #12 Maintenance	@	10.00 mills	28,503.84
Waterworks District #11A Maintenance	@	4.26 mills	58,791.08
Recreational Bond	@	1.00 mill	29,964.30
Recreational Maintenance	@	2.50 mills	74,911.07
Buckeye Recreational District Maint.	@	5.75 mills	27,004.66
Red River Waterways	@	2.88 mills	734,897.54

TOTAL PARISH & LOCAL TAXES \$30,497,819.11

PARISH OF RED RIVER

TOTAL ASSESSED VALUE \$30,454,740.00

TOTAL ASSESSED VALUE (Exclusive of Homestead Exemption) \$22,431,690.00

LOCAL TAXES

(Exclusive of Homestead Exemption)

PARISH TAXES:

Parish Tax	@	3.45 mills	60,609.44
Parish Tax City	@	1.73 mills	8,416.00
Library Tax	@	7.00 mills	157,021.83
H.U. & P.F. Tax	@	5.00 mills	112,158.45
Sheriff Tax	@	12.81 mills	287,349.94
Fire District	@	9.90 mills	222,075.09

SCHOOL TAXES:

School Tax	@	24.71 mills	554,287.53
------------------	---	-------------------	------------

LEVEE TAXES:

Red River Levee District	@	4.51 mills	33,026.77
Red River Levee	@	5¢ per acre...	4,091.20
Red River Levee	@	.60 1/100 mile	2,437.20
Bossier Levee	@	4.52 mills	398.62

MISCELLANEOUS TAXES:

Red River Waterway	@	2.88 mills	63,048.98
Forestry Tax	@	8¢ per acre...	7,894.32

TOTAL PARISH & LOCAL TAXES \$1,512,815.37

PARISH OF RICHLAND

TOTAL ASSESSED VALUE \$57,598,440.00
TOTAL ASSESSED VALUE (Exclusive of Homestead Exemption) \$40,436,740.00

LOCAL TAXES

(Exclusive of Homestead Exemption)

PARISH TAXES:

General Fund	@	4.46 mills	119,535.07
General Fund	@	2.23 mills	30,407.17
Library Maintenance	@	4.09 mills	165,386.45
Library Maintenance	@	2.04 mills	82,491.04
Health	@	1.07 mills	43,267.36
Hospital B. I.	@	1.53 mills	61,868.28
H.S.D. #1, B. I.	@	6.00 mills	242,620.71
Law Enforcement District	@	6.96 mills	281,440.04
Assessment District	@	6.14 mills	248,281.86

SCHOOL TAXES:

Parish School Const.	@	5.64 mills	228,063.47
Parish School Maintenance	@	6.08 mills	245,855.66
School District #1	@	22.00 mills	366,328.38
School District #2	@	30.00 mills	80,325.60
School District #3	@	43.00 mills	660,421.09
School District #4	@	19.00 mills	107,492.12

LEVEE TAXES:

Levee	@	3.00 mills	121,310.36
-------------	---	------------	------------

MISCELLANEOUS TAXES:

Water Works District	@	1.03 mills	8,951.61
Forestry Fee	@	8¢ per acre	3,746.16

TOTAL PARISH & LOCAL TAXES \$3,097,792.43

PARISH OF SABINE

TOTAL ASSESSED VALUE \$69,701,750.00
TOTAL ASSESSED VALUE (Exclusive of Homestead Exemption) \$50,317,350.00

LOCAL TAXES

(Exclusive of Homestead Exemption)

PARISH TAXES:

Parishwide Assessment District	@	6.50 mills	327,062.83
Parishwide General Alimony	@	3.02 mills	151,958.42
Parishwide Library	@	5.04 mills	253,599.49
Parishwide Health Unit	@	1.50 mills	75,476.04
Parishwide Law Enforcement	@	8.95 mills	450,340.38

ROAD TAXES:

Road District #18 Bond & Maintenance.....	@	10.00 mills	70,872.30
Road District #16 Bond & Maintenance.....	@	10.00 mills	41,435.70
Road District #9 Bond & Maintenance.....	@	10.00 mills	47,523.80
Road District #17 Bond & Maintenance.....	@	10.00 mills	171,010.70
Road District #15 Bond & Maintenance.....	@	10.15 mills	71,378.83
Road District #15 Bond	@	2.90 mills	20,393.95
Road District #1 Bond & Maintenance.....	@	11.19 mills	33,102.20
Road District #4 Maintenance.....	@	5.54 mills	12,159.59
Road District #4 Bond & Maintenance.....	@	5.91 mills	12,971.70
Road District #19 Bond & Maintenance.....	@	11.00 mills	32,274.88
Road District #20 Bond & Maintenance.....	@	10.00 mills	7,440.70
Road District #11 Bond & Maintenance.....	@	12.00 mills	11,035.80

SCHOOL TAXES:

Parishwide Constitutional	@	3.77 mills	189,696.44
Parishwide School Maintenance	@	8.05 mills	405,054.74
S Sab. SD B&E	@	7.66 mills	74,689.32
S Sab. SD Bond.....	@	45.00 mills	438,775.39
S Sab. Cert.	@	6.00 mills	58,503.39
Negreet SD B&E.....	@	6.33 mills	41,357.75
Negreet SD BD	@	18.00 mills	117,604.97
Many SD B&E	@	7.44 mills	126,958.19
Many SD Bond	@	20.00 mills	341,285.44
Ebard SD B&E	@	10.64 mills	10,673.39
Ebard SD Bond	@	36.00 mills	36,112.97
Conv. SD B&E.....	@	7.84 mills	28,434.88
Conv. SD Bond	@	30.00 mills	108,806.92
P. Hill SD B&E.....	@	7.66 mills	22,390.91
P. Hill SD Bd.	@	25.00 mills	73,077.37
Zwolle SD B&E.....	@	6.87 mills	61,594.66
Zwolle SD Bd.	@	23.00 mills	206,212.12

MISCELLANEOUS TAXES:

Fire District #1 Ward 1 & 2.....	@	10.00 mills	112,308.00
Fire District #1 Ward 3 & 4.....	@	5.00 mills	109,267.25
N. Sabine Fire District.....	@	10.00 mills	167,830.20
Forestry Tax	@	8¢ per acre...	33,029.36

TOTAL PARISH & LOCAL TAXES \$4,553,700.97

PARISH OF ST. BERNARD

TOTAL ASSESSED VALUE \$218,971,233.00
TOTAL ASSESSED VALUE (Exclusive of Homestead Exemption) ... \$122,292,238.00

LOCAL TAXES

(Exclusive of Homestead Exemption)

PARISH TAXES:

Assessment District	@	1.95 mills	237,929.53
Garbage District	@	3.29 mills	401,429.85
Health District	@	.67 mill	81,750.16
Library.....	@	4.00 mills	488,060.62

Lighting.....	@	1.31 mills	159,573.21
Parish.....	@	2.64 mills	322,119.97
Police District.....	@	9.53 mills	1,162,793.45
Port Harbor & Terminal.....	@	3.30 mills	402,650.00
SBARD.....	@	2.33 mills	284,295.30
ROAD TAXES:			
Road District.....	@	3.29 mills	401,429.85
SCHOOL TAXES:			
School District.....	@	18.45 mills	2,251,146.65
School Board Bonds.....	@	2.45 mills	678.84
LEVEE TAXES:			
Lake Borgne Levee District.....	@	14.33 mills	1,747,608.49
MISCELLANEOUS TAXES:			
General Obligation B.....	@	7.00 mills	854,106.11
Fire District #1.....	@	7.98 mills	754,429.85
Fire District #2.....	@	8.67 mills	237,639.59
General Obligation B.....	@	7.00 mills	1,939.56
LBBLD Bonds.....	@	6.50 mills	1,801.02
Sewerage District #1.....	@	12.48 mills	183,679.36
Sewerage District #2.....	@	9.94 mills	831,782.83
Water District #1.....	@	6.75 mills	638,141.77
TOTAL PARISH & LOCAL TAXES			\$11,444,986.01

PARISH OF ST. CHARLES

TOTAL ASSESSED VALUE \$358,610,240.00
TOTAL ASSESSED VALUE (Exclusive of Homestead Exemption) ... \$301,534,783.00

LOCAL TAXES
(Exclusive of Homestead Exemption)

PARISH TAXES:			
Assessor.....	@	1.46 mills	440,240.77
General Parish Tax.....	@	3.25 mills	979,988.05
Hospital Bonds.....	@	1.20 mills	361,841.73
Hospital Maintenance & Operation.....	@	2.79 mills	841,282.03
Law Enforcement.....	@	17.93 mills	5,406,455.90
Mosquito Control.....	@	2.16 mills	651,315.14
Parish Council on Aging.....	@	.98 mill	295,504.09
Public Courthouse Bonds.....	@	.95 mill	286,458.04
Public Library Bonds.....	@	.55 mill	165,844.10
Public Library Maintenance & Operation.....	@	3.04 mills	916,665.76
Parish Recreation.....	@	1.95 mills	587,992.83
Public Sewer Bonds.....	@	5.40 mills	1,628,287.83
Road Lighting.....	@	1.06 mills	319,133.00
Fire Protection Maintenance & Operation.....	@	1.60 mills	482,455.65
ROAD TAXES:			
Public Roads.....	@	5.90 mills	1,779,055.21
SCHOOL TAXES:			

School Bonds	@	8.80 mills	2,653,506.10
School Constitutional	@	4.16 mills	1,254,384.70
School Const. & Improvement	@	4.16 mills	1,254,384.70
School Maintenance	@	20.64 mills	6,223,677.92
LEVEE TAXES:			
Lafourche Levee	@	4.20 mills	690,964.03
Pontchartrain Levee	@	3.91 mills	524,886.82
DRAINAGE TAXES:			
Gravity Drainage Bonds	@	10.00 mills	178,479.38
Gravity Drainage Maintenance & Operation ..	@	5.29 mills	94,412.60
MISCELLANEOUS TAXES:			
Fire Protection Bonds	@	.35 mill	55,989.13
WW 1 Bonds	@	3.00 mills	377,082.15
WW 1 Maintenance & Operation	@	1.91 mills	240,052.73
WW 2 Bonds	@	1.00 mill	160,010.07
WW 2 Maintenance & Operation	@	2.20 mills	352,023.51
TOTAL PARISH & LOCAL TAXES			\$29,202,373.97

PARISH OF ST. HELENA

TOTAL ASSESSED VALUE	\$30,611,120.00
TOTAL ASSESSED VALUE (Exclusive of Homestead Exemption)	\$20,911,880.00
LOCAL TAXES	
(Exclusive of Homestead Exemption)	

PARISH TAXES:

General Fund	@	2.70 mills	56,462.08
Assessors Office	@	8.60 mills	179,842.17
Parish Health Unit	@	3.79 mills	79,256.03
Health Unit Maintenance	@	.94 mill	19,657.17
Health Unit Sinking	@	4.00 mills	83,647.52
Parish Library	@	2.19 mills	45,797.02
Hospital Maintenance	@	4.75 mills	99,331.43
Hospital Maintenance	@	1.84 mills	38,477.86
Hospital Maintenance	@	4.37 mills	91,384.92
Hospital Nursing	@	6.25 mills	130,699.25
Law Enforcement	@	9.20 mills	192,389.30
Law Enforcement	@	10.00 mills	209,118.80

ROAD TAXES:

Parishwide Road	@	5.00 mills	104,559.40
Road District #1	@	8.00 mills	37,816.88
Road District #3	@	6.12 mills	25,296.55
Road District #4	@	6.20 mills	28,195.61
Road District #5	@	6.79 mills	12,644.45
Sub Road District #2	@	5.67 mills	18,499.63

SCHOOL TAXES:

Constitutional	@	3.38 mills	70,682.15
Special Maintenance	@	9.49 mills	198,453.74

MISCELLANEOUS TAXES:

Fire Maintenance District #5	@	10.00 mills	18,602.50
Fire Protection District #4	@	10.00 mills	27,893.90

TOTAL PARISH & LOCAL TAXES \$1,768,708.36

PARISH OF ST. JAMES

TOTAL ASSESSED VALUE \$148,523,801.00
TOTAL ASSESSED VALUE (Exclusive of Homestead Exemption) ... \$130,853,786.00

LOCAL TAXES
(Exclusive of Homestead Exemption)

PARISH TAXES:

Law Enforcement	@	14.46 mills	1,892,147.30
Police Jury General Fund	@	3.23 mills	422,658.95
Hospital Building	@	5.00 mills	654,270.41
Library Maintenance	@	3.50 mills	457,990.69
Human Resources	@	3.92 mills	512,949.63
Courthouse Maintenance	@	5.00 mills	654,270.41
Jail & Library Construction	@	1.25 mills	163,574.76
Assessment District	@	1.37 mills	179,270.71
Public Safety	@	4.00 mills	523,415.01
Enhanced 911 System Maintenance	@	1.00 mill	130,854.15
St. James Youth Center	@	1.00 mill	130,854.15

ROAD TAXES:

Road Maintenance	@	5.00 mills	654,270.41
Road Construction Bonds	@	6.25 mills	817,843.59

SCHOOL TAXES:

Constitutional Tax #1	@	4.02 mills	526,035.26
School Maintenance	@	6.04 mills	790,355.27
School Building	@	16.00 mills	2,093,660.71

LEVEE TAXES:

Levee District East	@	3.91 mills	335,206.10
Levee District West	@	4.20 mills	188,176.60

DRAINAGE TAXES:

Parish Drainage	@	1.96 mills	256,474.77
-----------------------	---	------------------	------------

MISCELLANEOUS TAXES:

Road Light #1-A	@	.75 mill	46,491.93
Recreation	@	4.93 mills	96,226.11
Fire Protection #2	@	.74 mill	79,726.32
Road Light #4	@	4.00 mills	26,689.20
Road Light District #2	@	1.00 mill	37,859.31
District V Recreation	@	1.00 mill	38,131.74

TOTAL PARISH & LOCAL TAXES \$11,709,403.49

PARISH OF ST. JOHN

TOTAL ASSESSED VALUE \$168,033,560.00
 TOTAL ASSESSED VALUE (Exclusive of Homestead Exemption) ... \$117,263,743.00

LOCAL TAXES

(Exclusive of Homestead Exemption)

PARISH TAXES:

Parishwide	@ 4.22 mills	492,608.13
Parish Water Improvement Bond	@ 8.00 mills	933,854.28
Road Lights	@ 5.00 mills	583,658.93
Courthouse & Jail	@ 1.04 mills	121,401.05
Library	@ 7.31 mills	853,309.35
Public Health Unit	@ 1.07 mills	124,903.01
Public Improvement Bond A&B	@ .25 mill	29,182.94
Public Land and Building	@ 1.30 mills	151,751.32
Parishwide Sewerage	@ 4.25 mills	496,110.09
Public Bond Health Unit	@ .25 mill	29,182.94
Mosquito Abatement District	@ .50 mill	58,365.89
Assessment District	@ 3.24 mills	378,210.98
Juvenile Detention Center	@ .50 mill	58,365.89
Law Enforcement	@ 31.96 mills	3,747,749.93
Parishwide	@ 4.22 mills	2,243.69
Parish Water Improvement Bond	@ 8.00 mills	4,253.44
Courthouse & Jail	@ 1.04 mills	552.95
Library	@ 7.31 mills	3,886.58
Public Health Unit	@ 1.07 mills	568.90
Public Improvement Bond A&B	@ .25 mill	132.92
Public Land & Building	@ 1.30 mills	691.18
Parishwide Sewerage	@ 4.25 mills	2,259.64
Public Bond Health Unit	@ .25 mill	132.92
Mosquito Abatement District	@ .50 mill	265.84
Assessment District	@ 3.24 mills	1,722.64
Juvenile Detention Center	@ .50 mill	265.84

SCHOOL TAXES:

Schools	@ 46.67 mills	5,447,872.54
Schools	@ 46.67 mills	24,813.51

LEVEE TAXES:

Lafourche Levee District	@ 4.20 mills	10,356.02
Pontchartrain Levee District	@ 3.91 mills	447,506.70

MISCELLANEOUS TAXES:

Fire District #2	@ 2.50 mills	72,648.95
------------------------	--------------------	-----------

TOTAL PARISH & LOCAL TAXES \$14,078,828.99

PARISH OF ST. LANDRY

TOTAL ASSESSED VALUE \$243,807,670.00
 TOTAL ASSESSED VALUE (Exclusive of Homestead Exemption) .. \$177,023,720.00

LOCAL TAXES

(Exclusive of Homestead Exemption)

PARISH TAXES:

Parishwide Tax In	@	1.90 mills	150,010.56
Parishwide Health Unit In	@	2.36 mills	186,328.90
Parishwide Law Enforcement In	@	4.41 mills	348,182.40
Parishwide Jail In	@	1.74 mills	137,378.09
Assessment District In	@	2.03 mills	160,274.44
Parishwide Tax	@	3.80 mills	372,669.98
Parishwide Health Unit	@	2.36 mills	231,447.67
Parishwide Law Enforcement	@	4.41 mills	432,493.31
Parishwide Jail	@	1.74 mills	170,643.62
Assessment District	@	2.03 mills	199,084.22

ROAD TAXES:

Road District #12 Ward 2	@	5.05 mills	50,556.18
Road District #1 Ward 3	@	10.00 mills	68,640.50
Sub District 1 Road District 11-A	@	14.00 mills	45,028.34
Sub District 2 Road District 11-A	@	20.00 mills	66,944.00
Sub District 1 Road District 3W1	@	29.62 mills	67,159.75

SCHOOL TAXES:

Parishwide School In	@	34.83 mills	2,749,930.42
Parishwide School	@	34.83 mills	3,415,814.57

LEVEE TAXES:

R.R. Levee	@	3.54 mills	130,261.83
R.R. Levee Acreage	@	5¢ per acre	7,671.40
A.B. Levee	@	4.17 mills	34,334.02
Levee Mileage tax		— — — — —	2,181.60

DRAINAGE TAXES:

Plaquemine District #12	@	4.97 mills	20,777.25
Lawtell Drainage	@	4.85 mills	23,922.14
Eunice Drainage	@	4.45 mills	17,820.66
Bayou Mallet Plaquemine Drainage	@	24.85 mills	186,855.32
C.C. Drainage	@	4.93 mills	13,092.96
Bell. C.C. Drainage	@	7.00 mills	24,449.39
Cons. District #1	@	15.49 mills	129,908.52
St. Landry Consolidated #1	@	11.03 mills	64,918.03
Faquetique District	@	5.86 mills	45,317.52
Prairie Basse	@	4.97 mills	16,838.37
Drainage District Ward 2	@	7.62 mills	52,444.98

MISCELLANEOUS TAXES:

Forestry Tax	@	8¢ per acre	12,944.56
Eunice Hospital	@	1.00 mill	23,532.80
Acadia St. Landry Hospital	@	7.67 mills	21,878.45
St. Landry St. Mary Hospital	@	4.75 mills	48,961.62
Fire District #1	@	17.83 mills	180,679.78
Fire District #2	@	17.65 mills	211,389.40
Fire District #3	@	13.17 mills	764,004.40
C.C. Fire District #4	@	1.00 mill	3,165.98
Fire District #5	@	11.08 mills	62,373.96
Fire District #6	@	8.00 mills	67,219.12

TOTAL PARISH & LOCAL TAXES \$11,019,531.01

PARISH OF ST. MARTIN

TOTAL ASSESSED VALUE \$103,721,379.00
 TOTAL ASSESSED VALUE (Exclusive of Homestead Exemption) \$65,695,298.00

LOCAL TAXES

(Exclusive of Homestead Exemption)

PARISH TAXES:

General Parish Tax	@	2.81 mills	137,490.95
Parishwide Bond Sinking Fund.....	@	3.73 mills	245,044.23
Health Unit Tax	@	3.27 mills	214,824.53
Fire Department Maintenance	@	4.37 mills	287,087.17
Library Tax	@	4.19 mills	275,264.65
Courthouse Tax.....	@	2.19 mills	143,873.94
Recreations & Operations Tax	@	1.28 mills	84,089.56
Industrial Park Maintenance Tax	@	1.90 mills	124,825.52
Teche Vermilion Fresh Water District.....	@	1.50 mills	98,561.79
St. Martin Law Enforcement District.....	@	17.82 mills	1,170,691.50
St. Martin Assessment District.....	@	3.61 mills	237,160.01

ROAD TAXES:

Road Maintenance Tax.....	@	4.55 mills	298,917.35
S/R/D 1 of 1 (Bonds 9.50)(Maint. 6.32)	@	15.82 mills	124,623.47
S/R/D 3 of 1 (Bonds 8.50)(Maint. 5.15)	@	13.65 mills	103,057.01
Road District 1B	@	19.50 mills	46,425.37
Road District #2	@	18.75 mills	109,407.80
Road District #4	@	14.50 mills	131,184.55
Road District #5	@	22.25 mills	96,800.17
Road District #6	@	7.50 mills	12,099.12
Road District #7	@	21.00 mills	104,856.15
Road District #8	@	22.00 mills	95,581.32
Road District #9	@	20.25 mills	47,870.68

SCHOOL TAXES:

School District Bonds	@	27.00 mills	1,773,773.68
Regular School Constitutional.....	@	3.42 mills	224,679.16
Special School Maintenance.....	@	8.20 mills	538,699.82
Special School Operations & Maintenance....	@	4.28 mills	281,175.70

LEVEE TAXES:

Atchafalaya Basin Levee District	@	4.17 mills	134,636.23
--	---	------------------	------------

DRAINAGE TAXES:

Drainage Tax.....	@	5.46 mills	358,699.83
-------------------	---	------------------	------------

MISCELLANEOUS TAXES:

Corporation Criminal Tax	@	1.24 mills	20,789.83
Hospital District #2 Maintenance.....	@	4.75 mills	99,612.72
Sewerage District #1 (Bonds 16.00) (Maintenance 5.00) (8.00)	@	29.00 mills	228,450.59
Water Works District #2 (Bonds 6.50) (Maintenance 5.00).....	@	11.50 mills	90,593.37
Hospital District #1 Maintenance.....	@	4.75 mills	39,022.98
Forest Protection Tax	@	8¢ per acre...	22,829.68

TOTAL PARISH & LOCAL TAXES \$8,002,700.43

PARISH OF ST. MARY

TOTAL ASSESSED VALUE \$218,386,954.00
 TOTAL ASSESSED VALUE (Exclusive of Homestead Exemption) ... \$184,144,235.00

LOCAL TAXES

(Exclusive of Homestead Exemption)

PARISH TAXES:

Parish Tax	@ 6.74 mills	875,949.50
Criminal Tax	@ 3.37 mills	182,593.70
Assessment District	@ 2.67 mills	491,664.27
Law Enforcement District	@ 9.51 mills	1,751,213.35

SCHOOL TAXES:

Consolidated School District #5	@ 12.00 mills	2,209,727.74
Constitutional School Tax	@ 8.34 mills	1,535,762.38
School District #1 Bonds	@ 24.50 mills	1,195,244.23
School District #2 Maintenance	@ 9.47 mills	474,341.56
School District #3 Maintenance	@ 9.37 mills	703,428.97
Sixth Ward School District Maintenance	@ 12.59 mills	742,377.33
Fourth Ward School District Bonds	@ 5.50 mills	144,579.17
Fifth Ward School District Bonds	@ 6.00 mills	215,598.14
Eighth Ward School District Bonds	@ 8.35 mills	118,201.09

LEVEE TAXES:

Atchafalaya Basin Levee District	@ 4.17 mills	35,716.31
--	--------------------	-----------

DRAINAGE TAXES:

Consolidated Gravity Drainage #1	@ 7.32 mills	549,532.14
Wax Lake Drainage District	@ 4.41 mills	148,499.84
Sub Gravity Drainage District Wax Lake E. ...	@ 6.36 mills	35,464.57
Gravity Drainage District #3	@ 5.60 mills	135,315.95
Gravity Drainage District #5	@ 17.00 mills	96,688.69
Gravity Drainage District #6	@ 6.50 mills	97,524.95

MISCELLANEOUS TAXES:

Forestry Tax	@ 8¢ per acre ...	5,275.76
Public Library District	@ 4.90 mills	745,314.04
Amelia Sub District of 6 Ward #3	@ 11.00 mills	174,662.65
Law Enforcement Sub District #1	@ 2.00 mills	18,585.74
Waterworks District #2	@ 9.00 mills	74,106.34
Waterworks District #3	@ 21.00 mills	406,892.57
Waterworks District #5	@ 8.14 mills	318,981.37
Waterworks District #6	@ 7.88 mills	141,891.89
Sewer District #1	@ 4.00 mills	42,335.55
Sewer District #2	@ 6.32 mills	61,966.07
Sewer District #4	@ 3.42 mills	51,524.29
Sewer District #5	@ 16.44 mills	432,160.18
Sewer District #8	@ 13.78 mills	346,975.60
Morgan City Harbor & Terminal	@ 4.58 mills	373,329.83
Port Harbor & Terminal	@ 3.77 mills	283,022.48
Recreation District #1	@ 9.50 mills	150,845.30
Recreation District #2	@ 27.33 mills	302,416.39
Recreation District #4	@ 5.00 mills	151,613.97
Fire Protection District #1	@ 12.00 mills	111,514.32
Fire Protection District #3	@ 10.00 mills	148,225.92
Fire Protection District #11	@ 12.00 mills	101,107.35
Hospital Service District #1	@ 10.41 mills	781,505.65
Hospital Service District #2	@ 10.59 mills	624,445.86
Hospital Service District #3	@ 3.25 mills	162,789.03
Mosquito Control District #1	@ 3.00 mills	28,091.53

TOTAL PARISH & LOCAL TAXES \$17,779,003.56

PARISH OF ST. TAMMANY

TOTAL ASSESSED VALUE \$447,732,757.00
TOTAL ASSESSED VALUE (Exclusive of Homestead Exemption) ... \$246,012,469.00

LOCAL TAXES

(Exclusive of Homestead Exemption)

PARISH TAXES:

Alimony 1	@	3.48 mills	539,696.72
Alimony 2	@	1.74 mills	157,399.89
Law Enforcement	@	12.58 mills	3,094,267.89
Library	@	7.13 mills	1,753,848.37
Library Construction	@	3.00 mills	737,936.02
Parish Special Assessor	@	3.12 mills	767,459.20
Public Health	@	2.11 mills	519,035.84

ROAD TAXES:

Sub-Road District #2	@	29.78 mills	179,673.87
Sub-Road District #5	@	21.01 mills	94,050.76
Sub Road District #92	@	\$500 per listing.	82,500.00
Sub-Road District #93	@	\$60 per listing.	141,300.00

SCHOOL TAXES:

School District #12	@	23.50 mills	5,780,512.56
School Const. Tax	@	4.35 mills	1,070,034.28
School Maintenance Operations	@	6.09 mills	1,498,034.23
School Building Repair	@	4.35 mills	1,070,029.93
Operation & Maintenance Schools	@	44.72 mills	11,000,172.03
Bond, Interest School District #8	@	2.40 mills	590,348.53

LEVEE TAXES:

Levee Tax	@	5.26 mills	136,957.02
-----------------	---	------------	------------

DRAINAGE TAXES:

Drainage Maintenance	@	2.11 mills	519,035.84
----------------------------	---	------------	------------

MISCELLANEOUS TAXES:

Fire District #1	@	36.28 mills	3,780,455.37
Fire District #3	@	15.00 mills	98,587.75
Fire District #4	@	16.08 mills	955,361.91
Fire District #5	@	10.41 mills	42,486.23
Fire District #6	@	20.12 mills	71,429.99
Fire District #7	@	14.46 mills	77,622.88
Fire District #8	@	10.00 mills	30,411.60
Fire District #9	@	15.00 mills	37,897.51
Fire District #10	@	20.00 mills	18,605.62
Fire District #11	@	20.17 mills	74,436.79
Fire District #12	@	20.48 mills	460,442.09
Water District #2	@	6.00 mills	19,047.96
Water District #3	@	2.83 mills	7,721.14
Mosquito District #2	@	6.00 mills	648,238.99
Recreation District #1	@	8.50 mills	505,012.94
Recreation District #2	@	2.08 mills	5,255.31
Recreation District #7	@	5.04 mills	27,053.94
Lighting District #1	@	5.18 mills	34,045.21

Lighting District #4	@	5.28 mills	78,928.95
Lighting District #5	@	5.09 mills	6,181.26
Lighting District #7	@	5.29 mills	64,067.79
Sewerage District #6	@	8.50 mills	12,575.47
Timberland Fire Protection Fee	@	8¢ per acre ..	19,768.64
Fire District #13	@	\$20 per listing	72,805.20
Fire District #2	@	\$20 per listing	163,579.70

TOTAL PARISH & LOCAL TAXES \$37,044,313.22

PARISH OF TANGIPAHOA

TOTAL ASSESSED VALUE \$198,247,764.00
TOTAL ASSESSED VALUE (Exclusive of Homestead Exemption) ... \$118,268,108.00

**LOCAL TAXES
 (Exclusive of Homestead Exemption)**

PARISH TAXES:

Assessment District	@	4.82 mills	570,056.08
Sheriff's Operation Tax	@	10.00 mills	1,182,681.08
Parish Alimony-Cities	@	1.60 mills	108,775.01
Parish Alimony-Cities O/S	@	3.20 mills	160,908.85
Health Unit Tax	@	4.22 mills	499,094.90
Library Tax	@	5.74 mills	678,858.50
Courthouse Sinking	@	.72 mill	85,154.05
Law Enforcement District	@	7.62 mills	901,204.45

ROAD TAXES:

Road District #6 Sinking	@	.53 mill	2,341.05
Sub Road District #6	@	.78 mill	3,334.26
Road District #202 Sinking	@	2.63 mills	3,772.84
Sub Road District #202	@	1.98 mills	2,509.29
Road District #303 Sinking	@	.86 mill	10,437.74
Road District #505 Sinking	@	.50 mills	2,513.40
Sub Road District #505	@	.50 mill	2,345.07
Road District #707 Sinking	@	.50 mill	31,223.88
Sub Road District #808	@	.50 mill	1,308.88
Road District #101	@	5.93 mills	21,353.95
Sub Road District #101	@	9.05 mills	32,150.92

SCHOOL TAXES:

School District #100	@	3.96 mills	468,342.65
School District #1	@	15.00 mills	990,376.11
School District #102	@	15.00 mills	176,641.56
School District #104	@	12.00 mills	60,304.24
School District #106	@	3.00 mills	8,140.09
School District #107	@	15.00 mills	83,766.12
School District #108	@	39.00 mills	480,055.56
School District #110	@	48.00 mills	53,054.97
School District #116	@	15.00 mills	87,773.34

DRAINAGE TAXES:

Drainage District #1 Maintenance	@	3.92 mills	350,248.17
Drainage District #1 Sinking	@	6.00 mills	536,092.99

LOUISIANA TAX COMMISSION

Drainage District #4 Maintenance	@	2.96 mills	36,240.56
Drainage District #5 Maintenance	@	5.00 mills	27,923.56
MISCELLANEOUS TAXES:			
Garbage District #1 Maintenance	@	9.91 mills	486,547.14
Port Commission	@	2.34 mills	209,325.46
Road Light District #2	@	15.98 mills	7,368.11
Road Light District #4	@	15.00 mills	9,515.25
General Ser. Sub District #4A	@	18.88 mills	26,858.79
General Ser. Sub District #5	@	21.80 mills	119,662.23
Recreation District #1	@	10.03 mills	56,009.69
Recreation District #2	@	16.64 mills	97,366.37
General Serv. Sub District #8	@	17.47 mills	238,738.18
Fire Protection District #1	@	15.30 mills	177,178.77
Fire Protection District #2	@	9.92 mills	433,307.39
Hospital District #2 Maintenance	@	4.24 mills	51,460.17
Downtown Dev. District	@	15.00 mills	61,422.72
Forestry	@	8¢ per acre...	18,857.09
TOTAL PARISH & LOCAL TAXES			\$9,652,601.48

PARISH OF TENSAS

TOTAL ASSESSED VALUE			\$26,577,820.00
TOTAL ASSESSED VALUE (Exclusive of Homestead Exemption)			\$20,076,790.00
LOCAL TAXES			
(Exclusive of Homestead Exemption)			
PARISH TAXES:			
Parish Tax	@	3.02 mills	60,631.94
Sheriff	@	7.99 mills	160,413.64
Health	@	1.57 mills	31,520.58
Library	@	3.47 mills	69,666.50
Hospital	@	3.67 mills	73,681.86
Assessor	@	4.60 mills	92,353.28
SCHOOL TAXES:			
Constitutional	@	3.78 mills	75,890.31
Special Maintenance	@	6.28 mills	126,082.31
District #3 Special Maintenance	@	9.96 mills	199,964.94
School District A	@	9.50 mills	70,466.84
LEVEE TAXES:			
Levee Tax	@	3.86 mills	73,368.69
DRAINAGE TAXES:			
Drainage #1	@	4.28 mills	17,375.65
Drainage #2	@	1.87 mills	17,725.29
Drainage #3	@	2.10 mills	10,236.30
MISCELLANEOUS TAXES:			
Forestry Tax	@	8¢ per acre...	7,813.76

TOTAL PARISH & LOCAL TAXES \$1,087,191.89

PARISH OF TERREBONNE

TOTAL ASSESSED VALUE \$336,951,000.00
 TOTAL ASSESSED VALUE (Exclusive of Homestead Exemption) ... \$249,096,275.00

LOCAL TAXES
 (Exclusive of Homestead Exemption)

PARISH TAXES:

Parish Tax	@	1.51	
	&	3.02 mills	672,647.50
Library Tax Maintenance	@	2.90 mills	722,379.37
Health Unit Maintenance	@	1.63 mills	406,027.00
Recreation Tax Maintenance	@	2.16 mills	538,048.08
Sewerage Bond Tax & Assumed Bond Tax - Bonds	@	2.21 mills	550,502.84
Special Law Enforcement District Maintenance	@	7.35 mills	1,830,858.02
Sanitation District Maintenance	@	11.00 mills	2,740,059.59
Mental Health	@	.41 mill	102,129.49
Council on Aging	@	1.08 mills	269,024.01

ROAD TAXES:

Road District #6 Bonds	@	3.94 mills	130,365.08
Road District #6 Maintenance	@	2.00 mills	66,175.16

SCHOOL TAXES:

Regular School Tax	@	3.82 mills	951,547.94
Special School Tax Maintenance	@	5.36 mills	1,335,156.31
Special School Tax Bonds	@	9.20 mills	2,291,686.18
Retarded School Tax Maintenance	@	5.00 mills	1,245,481.64

LEVEE TAXES:

Atchafalaya Levee District Tax	@	4.17 mills	907,714.42
--------------------------------------	---	------------	------------

DRAINAGE TAXES:

Drainage Tax Bonds	@	1.84 mills	458,337.25
Drainage Tax Maintenance	@	7.00 mills	1,743,674.29

MISCELLANEOUS TAXES:

Waterwork District #1 Bonds	@	3.50 mills	477,544.94
Waterwork District #2 Bonds	@	6.68 mills	178,049.18
Waterwork District #3 Bonds	@	4.00 mills	268,624.08
Waterwork District #3 Maintenance	@	1.33 mills	89,317.51
Road Lighting District #1 Maintenance	@	8.00 mills	162,537.48
Road Lighting District #2 Maintenance	@	5.00 mills	97,774.61
Road Lighting District #3A Maintenance	@	8.00 mills	246,270.32
Road Lighting District #4 Maintenance	@	5.00 mills	133,259.68
Road Lighting District #5 Maintenance	@	10.00 mills	49,745.05
Road Lighting District #6 Maintenance	@	3.00 mills	99,264.73
Road Lighting District #7 Maintenance	@	5.50 mills	105,413.32
Road Lighting District #8 Maintenance	@	3.00 mills	50,473.53
Road Lighting District #9 Maintenance	@	4.70 mills	53,796.97
Road Lighting District #10 Maintenance	@	3.36 mills	65,086.88
Fire Protection District #123 Bonds	@	1.73 mills	122,929.21
Fire Protection District #123 Maintenance	@	5.28 mills	375,182.76

Fire Protection District #4A Bonds	@	2.48 mills	66,101.87
Fire Protection District #4A Maintenance	@	3.46 mills	92,222.79
Fire Protection District #5 Maintenance	@	11.73 mills	58,351.13
Fire Protection District #6 Bonds	@	1.90 mills	62,866.47
Fire Protection District #6 Maintenance	@	3.23 mills	106,872.99
Fire Protection District #7 Bonds	@	2.13 mills	40,822.87
Fire Protection District #7 Maintenance	@	10.00 mills	191,656.67
Fire Protection District #8 Bonds	@	10.43 mills	175,475.58
Fire Protection District #8 Maintenance	@	5.56 mills	93,542.11
Fire Protection District #9 Bonds	@	.82 mill	9,485.43
Fire Protection District #9 Maintenance	@	10.00 mills	115,675.93
Fire Protection District #10 Bonds	@	1.30 mills	25,182.46
Fire Protection District #10 Maintenance	@	10.00 mills	193,711.21
Recreation District #1 Maintenance	@	3.15 mills	64,079.10
Recreation District #23 Maintenance	@	5.30 mills	170,869.83
Recreation District #3 Maintenance	@	5.39 mills	52,721.47
Recreation District #4 Maintenance	@	3.47 mills	92,489.54
Recreation District #5 Bonds	@	4.55 mills	22,634.16
Recreation District #5 Maintenance	@	5.86 mills	29,150.79
Recreation District #6 Maintenance	@	3.22 mills	106,542.55
Recreation District #7 Maintenance	@	5.50 mills	105,413.32
Recreation District #8 Maintenance	@	5.56 mills	93,541.88
Recreation District #9 Bonds	@	4.70 mills	53,987.11
Recreation District #9 Maintenance	@	5.29 mills	60,764.21
Recreation District #10 Bonds	@	6.75 mills	130,755.27
Recreation District #10 Maintenance	@	5.60 mills	108,478.43

TOTAL PARISH & LOCAL TAXES \$21,860,479.59

PARISH OF UNION

TOTAL ASSESSED VALUE \$64,721,120.00
TOTAL ASSESSED VALUE (Exclusive of Homestead Exemption) \$45,704,840.00

LOCAL TAXES

(Exclusive of Homestead Exemption)

PARISH TAXES:

General Fund Tax	@	2.42 mills	110,605.73
Public Health Center	@	1.59 mills	72,670.71
Parish Public Library	@	2.03 mills	92,780.84
Law Enforcement	@	5.01 mills	228,977.03

ROAD TAXES:

Construction Roads & Bridges	@	5.18 mills	236,751.12
Maintenance Roads & Bridges	@	6.21 mills	283,827.11

SCHOOL TAXES:

Constitutional Tax	@	3.86 mills	176,420.47
School Bond	@	15.00 mills	685,571.79
School Special	@	3.18 mills	145,341.22
School District A	@	1.84 mills	84,096.81

MISCELLANEOUS TAXES:

E. U. Hospital Bond	@	1.75 mills	60,598.20
-------------------------------	---	----------------------	-----------

Tri Ward Hospital Maintenance	@	5.18 mills	56,950.40
Tri Ward Hospital Maintenance	@	5.34 mills	58,709.49
Tri Ward Hospital Bond	@	2.50 mills	27,485.71
Forestry Tax	@	8¢ per acre...	32,693.84

TOTAL PARISH & LOCAL TAXES \$2,353,480.47

PARISH OF VERMILION

TOTAL ASSESSED VALUE \$196,354,700.00
TOTAL ASSESSED VALUE (Exclusive of Homestead Exemption) ... \$147,336,090.00

**LOCAL TAXES
 (Exclusive of Homestead Exemption)**

PARISH TAXES:

Parish Tax (ex A&K)	@	3.06 mills	368,975.74
Parish Tax (A&K)	@	1.53 mills	40,939.16
Parish Library	@	2.70 mills	397,818.90
Parish Health Unit	@	2.00 mills	294,672.18
Teche Vermilion Fresh Water District	@	1.50 mills	221,037.35
Law Enforcement	@	7.73 mills	1,138,912.61
Assessment District	@	2.20 mills	324,138.10

ROAD TAXES:

Parish Road	@	3.38 mills	497,999.08
Road District #1	@	5.88 mills	86,880.72
Sub Road 1 of 2	@	5.00 mills	134,593.30
Sub Road 2 of 2 Maintenance	@	5.00 mills	2,426.70
Sub Road 2 of 2 Bonds	@	3.00 mills	1,456.02
Sub Road 3 of 2	@	5.00 mills	20,229.60
Sub Road 4 of 2	@	5.21 mills	91,075.75
Sub Road 5 of 2	@	5.00 mills	37,843.20
Road District #3	@	5.00 mills	18,509.50
Road District #4A	@	5.29 mills	90,595.84
Road District #6	@	5.37 mills	55,252.85
Road District #7	@	6.00 mills	269,664.78

SCHOOL TAXES:

Parish Schools	@	3.96 mills	583,454.18
Consolidated Schools	@	16.75 mills	2,467,904.78

DRAINAGE TAXES:

Consolidated Gravity DD #1 Maintenance	@	5.25 mills	47,160.48
Consolidated Gravity DD #1 Bonds	@	10.00 mills	89,933.96
South Bayou Tigre Maintenance	@	15.64 mills	31,181.36
South Bayou Tigre Bonds	@	5.00 mills	10,009.35
Prairie Gregg	@	12.51 mills	185,767.15
Gravity DD #2	@	8.00 mills	128,280.88
Coulee Kinney Maintenance	@	15.00 mills	106,024.50
Coulee Kinney Bonds	@	5.00 mills	35,341.50
Guey. Sub DD #5 Maintenance	@	9.69 mills	104,157.55
Guey. Sub DD #5 Bonds	@	8.00 mills	86,258.45
Coulee Des Jonc Maintenance	@	10.16 mills	139,761.90
Coulee Des Jonc Bonds	@	3.50 mills	48,342.95

Isle Maronne Maintenance	@	18.00 mills	124,136.54
Isle Maronne Bonds	@	21.00 mills	145,140.13
Coulee Baton Maintenance	@	9.69 mills	27,398.10
Coulee Baton Bonds	@	6.00 mills	17,007.26
Seventh Ward Gravity DD #2 Maintenance...	@	8.18 mills	185,946.51
Seventh Ward Gravity DD #2 Bonds	@	2.00 mills	45,618.26
Consolidated Gravity DD2A Maintenance...	@	15.76 mills	87,582.76
Consolidated Gravity DD2A Bonds	@	8.00 mills	44,517.94

MISCELLANEOUS TAXES:

Ward 8 Public Cemetery	@	.65 mill	9,605.05
Abbeville Harbor & Terminal	@	2.17 mills	161,776.08
Abbeville Hospital	@	10.00 mills	894,147.80
Hospital Service District #3 Maintenance ...	@	10.00 mills	147,519.79
Hospital Service District #3 Bonds	@	14.00 mills	207,095.09
Woodland Tax	@	8¢ per acre...	1,517.28

TOTAL PARISH & LOCAL TAXES \$10,255,608.96

PARISH OF VERNON

TOTAL ASSESSED VALUE \$77,725,250.00
TOTAL ASSESSED VALUE (Exclusive of Homestead Exemption) \$50,933,690.00

**LOCAL TAXES
 (Exclusive of Homestead Exemption)**

PARISH TAXES:

Parish Tax	@	2.94 mills	102,064.74
P.W. C & J	@	5.13 mills	178,092.55
Library	@	5.13 mills	178,092.55
Health Unit	@	2.96 mills	102,759.06
Assessor	@	5.15 mills	178,786.88
Parish Tax Leesville	@	1.47 mills	23,840.14
P.W. C & J Leesville	@	5.13 mills	83,197.21
Health Unit Leesville	@	2.96 mills	48,004.63
Library Leesville	@	5.13 mills	83,197.21
Assessor Leesville	@	5.15 mills	83,521.56
Law Enforcement	@	17.42 mills	887,265.69

ROAD TAXES:

Roads Ward 1 Maintenance	@	5.23 mills	42,252.27
Roads Ward 1 C	@	2.07 mills	16,723.18
Roads Ward 2 Maintenance	@	13.00 mills	56,593.29
Roads Ward 2 C	@	2.00 mills	8,706.66
Roads Ward 3 Maintenance	@	5.05 mills	15,807.79
Roads Ward 3 C	@	2.02 mills	6,323.12
Roads Ward 4 Maintenance	@	5.15 mills	43,616.41
Roads Ward 4 C	@	2.06 mills	17,446.56
Roads Ward 5 Maintenance	@	5.00 mills	17,118.25
Roads Ward 5 C	@	2.00 mills	6,847.30
Roads Ward 6 Maintenance	@	15.00 mills	31,036.80
Roads Ward 6 C	@	2.00 mills	4,138.24
Roads Ward 7 Maintenance	@	5.00 mills	16,051.05
Roads Ward 7 C	@	2.00 mills	6,420.42

SCHOOL TAXES:

School G F SP	@	7.00 mills	356,534.85
School G F Reg.	@	3.61 mills	183,870.12
Orange School Maintenance	@	13.00 mills	31,046.21
Orange School SF	@	87.00 mills	207,770.79
Ward 1 School Maintenance.....	@	13.00 mills	315,085.16
Leesville School SF.....	@	13.00 mills	315,085.16
Hornbeck School Maintenance	@	13.00 mills	25,547.08
Hornbeck School SF	@	80.00 mills	157,212.80
Ward 3 School Maintenance.....	@	13.00 mills	40,693.51
Ward 3 School SF	@	24.00 mills	75,126.48
Ward 4 School Maintenance.....	@	13.00 mills	110,099.08
Pick. School SF	@	45.00 mills	381,112.20
Ward 5 School Maintenance.....	@	13.00 mills	44,507.45
Ward 5 School SF	@	70.00 mills	239,655.50
Ward 6 School Maintenance.....	@	12.00 mills	24,829.44
Ward 7 School Maintenance.....	@	13.22 mills	42,439.04
Ward 7 School Bond	@	79.00 mills	253,606.96
Ward 8 School Maintenance.....	@	13.00 mills	21,529.30
Ward 8 School SF	@	80.00 mills	132,488.00

MISCELLANEOUS TAXES:

Forestry Tax	@	8¢ per acre. . . .	45,578.48
--------------------	---	--------------------	-----------

TOTAL PARISH & LOCAL TAXES \$5,241,721.17

PARISH OF WASHINGTON

TOTAL ASSESSED VALUE \$83,473,750.00
TOTAL ASSESSED VALUE (Exclusive of Homestead Exemption) \$52,672,460.00
LOCAL TAXES

(Exclusive of Homestead Exemption)

PARISH TAXES:

Parish & Local Taxes Out	@	3.62 mills	98,884.15
Library Tax Out	@	4.50 mills	122,922.29
Health Unit Tax Out	@	3.04 mills	83,040.84
Courthouse Maintenance Out	@	1.01 mills	27,589.23
Parish & Local Taxes In.....	@	1.81 mills	45,894.88
Library Tax In.....	@	4.50 mills	114,103.28
Health Unit In	@	3.04 mills	77,083.11
Courthouse Maintenance In.....	@	1.01 mills	25,609.85
Jail Bond	@	3.00 mills	158,017.38
Law Enforcement	@	10.71 mills	564,122.05
Assessor.....	@	5.25 mills	276,544.12

ROAD TAXES:

Road Maintenance Out.....	@	4.04 mills	110,356.90
Road Maintenance In	@	4.04 mills	102,439.39

SCHOOL TAXES:

Washington Schools			
Constitutional Tax	@	3.82 mills	101,292.47
Special Maintenance Operation	@	4.72 mills	125,157.20
School District #2 Maintenance	@	4.72 mills	125,157.19

School District #2 Maintenance	@	4.72 mills	125,157.19
Bogalusa Schools			
Constitutional Tax	@	6.29 mills	164,523.55
Maintenance Tax	@	6.29 mills	164,523.55
Construction/Operation/Maintenance	@	5.03 mills	131,566.53
Construction	@	3.04 mills	79,515.36
Special Leeway	@	7.59 mills	198,526.83
Consolidated #1 School	@	44.00 mills	769,869.76
Mt. Hermon School	@	35.00 mills	49,936.60
Pine School	@	11.00 mills	16,395.83
Sinking Fund	@	21.56 mills	563,931.65
Enon School	@	44.00 mills	56,039.28
Angie School	@	4.83 mills	8,359.96
Thomas School	@	6.50 mills	4,524.85
MISCELLANEOUS TAXES:			
Forestry Tax	@	8¢ per acre	19,124.64
Hospital Tax	@	7.00 mills	156,688.07
B/C Fire District Operating	@	8.44 mills	24,021.99
B/C Fire District Bond	@	10.00 mills	28,462.08
Hayes CR Fire District	@	35.00 mills	22,435.00
Richardson Fire District	@	35.00 mills	19,180.00
TOTAL PARISH & LOCAL TAXES			\$4,760,997.05

PARISH OF WEBSTER

TOTAL ASSESSED VALUE \$109,286,520.00
TOTAL ASSESSED VALUE (Exclusive of Homestead Exemption) ... \$ 76,520,215.00

LOCAL TAXES
(Exclusive of Homestead Exemption)

PARISH TAXES:

L. E. Tax	@	8.62 mills	659,604.63
Parish Outside	@	3.78 mills	164,824.11
Parish Inside	@	1.89 mills	62,214.87
Assessor	@	4.53 mills	346,636.97
Library Etc.	@	2.85 mills	218,082.86
Courthouse Etc.	@	2.37 mills	181,353.11

ROAD TAXES:

Road District A	@	2.44 mills	109,750.66
Road District B	@	3.33 mills	103,640.48

SCHOOL TAXES:

School Const. Tax	@	5.14 mills	393,314.35
Parishwide Maintenance	@	6.66 mills	509,625.22
Parishwide Building	@	2.86 mills	218,848.06
Parishwide Building	@	2.86 mills	218,848.06
School District #6	@	17.70 mills	539,952.31
School District #7	@	18.50 mills	122,953.32
School District #8	@	8.80 mills	156,159.72
School District #12	@	39.00 mills	273,901.34
School District #35	@	24.00 mills	49,082.46

MISCELLANEOUS TAXES:

Consolidated District #3.....	@	7.00 mills	51,638.48
N.W. Ind. District	@	5.00 mills	155,613.29
S.W. Ind. District.....	@	4.00 mills	179,922.26
CVFD #8	@	10.00 mills	65,926.04
Cullen FD	@	10.00 mills	64,946.61
Sarepta FD	@	10.00 mills	21,005.18
Shongaloo FD	@	10.00 mills	26,113.05
DI FD #7	@	27.00 mills	66,761.25
Dubberly FD	@	10.00 mills	29,157.73
Minden FD	@	14.25 mills	77,266.75
Forestry Tax	@	8¢ per acre...	17,190.48
DWWD	@	8.20 mills	4,746.88
Evergreen FD	@	13.14 mills	25,289.01
Fire District 3	@	18.00 mills	44,034.56

TOTAL PARISH & LOCAL TAXES \$5,158,404.10

PARISH OF WEST BATON ROUGE

TOTAL ASSESSED VALUE \$134,166,690.00
TOTAL ASSESSED VALUE (Exclusive of Homestead Exemption) ... \$113,489,650.00

LOCAL TAXES
(Exclusive of Homestead Exemption)

PARISH TAXES:

General Fund Tax.....	@	3.49 mills	396,079.55
Health Unit.....	@	1.38 mills	156,616.82
Assessment District	@	1.80 mills	204,281.20
Library	@	4.07 mills	461,903.17
Museum.....	@	.51 mill	57,880.24
Community Center.....	@	2.18 mills	247,408.53
Law Enforcement	@	15.97 mills	1,812,430.55

SCHOOL TAXES:

Constitutional Tax	@	4.35 mills	493,682.20
Special	@	14.56 mills	1,652,409.21
Special	@	10.00 mills	1,134,896.50

LEVEE TAXES:

Atchafalaya Levee District.....	@	4.17 mills	469,629.00
---------------------------------	---	------------------	------------

DRAINAGE TAXES:

Drainage	@	7.14 mills	810,317.32
----------------	---	------------------	------------

MISCELLANEOUS TAXES:

Water Works District #1.....	@	3.84 mills	10,191.49
Forestry Tax	@	8¢ per acre...	3,897.82

TOTAL PARISH & LOCAL TAXES \$7,911,623.60

PARISH OF WEST CARROLL

TOTAL ASSESSED VALUE \$38,124,560.00
 TOTAL ASSESSED VALUE (Exclusive of Homestead Exemption) \$26,640,110.00

LOCAL TAXES

(Exclusive of Homestead Exemption)

PARISH TAXES:

Assessment District	@	3.71 mills	98,834.90
Parishwide	@	4.24 mills	112,954.18
Health Unit	@	1.64 mills	43,689.82
Library Maintenance	@	2.96 mills	78,854.80
Hospital Bond	@	.90 mill	23,976.12
Watershed Bond	@	1.98 mills	52,747.47
Law Enforcement	@	8.26 mills	220,047.80

ROAD TAXES:

Road & Bridge	@	8.00 mills	213,121.10
---------------------	---	------------------	------------

SCHOOL TAXES:

School Constitutional	@	25.29 mills	140,926.35
School Maintenance Tax	@	6.00 mills	159,840.85
Maintenance Parishwide Tax	@	10.00 mills	266,401.41
Ward 1 School	@	8.78 mills	117,247.85
Ward 3 School	@	14.00 mills	30,834.86
Ward 5 School	@	22.24 mills	29,576.28

LEVEE TAXES:

Levee	@	3.00 mills	44,421.81
-------------	---	------------------	-----------

MISCELLANEOUS TAXES:

Forestry Tax	@	8¢ per acre...	1,578.56
--------------------	---	----------------	----------

TOTAL PARISH & LOCAL TAXES \$1,635,054.16

PARISH OF WEST FELICIANA

TOTAL ASSESSED VALUE \$45,982,100.00
 TOTAL ASSESSED VALUE (Exclusive of Homestead Exemption) \$39,090,390.00

LOCAL TAXES

(Exclusive of Homestead Exemption)

PARISH TAXES:

General Fund	@	3.57 mills	139,553.05
Library	@	2.34 mills	91,471.75
Health Unit	@	1.41 mills	55,117.59
Hospital (1982-91)	@	2.89 mills	112,971.52
Hospital (1986-95)	@	1.92 mills	75,053.74
Community District	@	1.00 mill	39,090.49
Law Enforcement	@	8.43 mills	329,532.05
Law Enforcement	@	5.77 mills	225,551.60

SCHOOL TAXES:

Constitutional	@	4.76 mills	186,070.73
Bonds	@	5.50 mills	214,997.70

MISCELLANEOUS TAXES:

Fire District #1 Maintenance	@	6.77 mills	234,282.24
Fire District #1 Bonds	@	4.00 mills	138,428.57
Assessment District	@	3.32 mills	129,774.26
Water District #13	@	3.50 mills	120,202.55
Forestry Tax	@	8¢ per acre...	10,929.52

TOTAL PARISH & LOCAL TAXES \$2,103,027.36

PARISH OF WINN

TOTAL ASSESSED VALUE \$44,130,376.00
TOTAL ASSESSED VALUE (Exclusive of Homestead Exemption) \$32,938,771.00

**LOCAL TAXES
(Exclusive of Homestead Exemption)**

PARISH TAXES:

Parishwide Maintenance	@	3.47 mills	114,298.03
Library	@	4.96 mills	163,377.02
Health Unit	@	3.08 mills	101,451.85
Courthouse	@	1.93 mills	63,572.10
Assessor Expense	@	4.46 mills	146,907.56
Law Enforcement #1	@	9.83 mills	323,787.59
Law Enforcement #2	@	8.46 mills	278,661.54

ROAD TAXES:

Road District 1-10	@	5.00 mills	123,290.01
Road District 1 (W)	@	1.94 mills	15,531.83

SCHOOL TAXES:

Constitutional	@	4.33 mills	142,625.08
Parishwide Maintenance Tax	@	7.94 mills	261,534.20
Parishwide Additional Aids	@	7.17 mills	236,171.32
Calvin School	@	50.00 mills	98,819.00
Consolidated School #1	@	24.00 mills	42,823.20
Winnfield District	@	24.00 mills	479,693.90

MISCELLANEOUS TAXES:

Forestry Tax	@	8¢ per acre...	34,868.16
--------------------	---	----------------	-----------

TOTAL PARISH & LOCAL TAXES \$2,627,412.39

PART II

ASSESSMENT TABLES REFLECTING
VALUE ESTABLISHED
ON THE
PROPERTY IN THE STATE
FOR THE
YEAR 1991
(1992 IN THE PARISH OF ORLEANS)

SECTION 1

ASSESSMENTS MADE DIRECTLY

BY THE

LOUISIANA TAX COMMISSION

FOR THE

YEAR 1991

(1992 IN THE PARISH OF ORLEANS)

RAILROAD COMPANIES 1991

Name of Company	Main Trunk		Second Trunk		Side & Spur Track Miles	Rolling Stock Value	Real Estate Value	All Other Property Value	Total Assessments	Grand Total Assessments
	Miles	Value	Miles	Value						
Acadiana Railway Company.....	62,719	61,380	11,440	7,870	20,810	5,780	105,850	105,850
Arkansas and Louisiana Missouri Railway Company.....	39,200	158,760	10,850	9,240	30,020	29,650	253,490	253,490
Atchison, Topeka and Santa Fe Railway Co., The.....	22,370	29,090	14,490	5,800	28,870	1,220	92,820	92,820
CSX Transportation, Inc.....	34,990	232,420	10,420	13,030	35,000	17,520	364,140	309,550	1,333,030	1,333,030
Delta Southern Railroad Co.....	47,950	28,060	2,000	600	790	32,610	32,610
Gleason Southern Railroad Company.....	20,090	52,230	0,330	250	12,050	74,080	74,080
Illinois Central Railway Company.....	84,490	844,900	8,090	60,680	115,420	577,100	529,270	180,820	3,155,100
Main Line.....	43,690	262,140	10,340	51,700	58,750	536,120
Hammond to Baton Rouge.....	98,220	491,100	110,630	165,990	220,690	59,540	1,348,680
Memphis via Baton Rouge to Kenner.....	31,360	94,080	3,230	6,460	110	144,810
Shore Line Branch.....	10,550	31,650	5,700	11,400	14,630	82,990
Bayou Sara Branch.....	51,220	153,660	18,150	36,300	63,950	800	366,600	5,634,200
New Orleans Great Northern Branch.....
Kansas City Southern Railway Company, The.....	20,420	122,520	48,680	73,040	139,580	12,620	595,050
Lake Charles Branch.....	222,450	2,335,840	7,350	36,750	144,190	273,980	475,290	863,790	6,865,680	7,461,730
Main Line.....
Louisiana & Arkansas Railway Company State Line-Princeton Branch.....	147,000	882,000	41,770	62,710	117,550	1,290	1,648,120
Main Line.....	247,570	2,475,700	170,990	427,580	349,940	86,840	5,786,570
Joyce Branch.....	4,250	25,500	4,090	58,100
Texas Division.....	9,540	57,840	1,720	2,590	7,140	117,410
Mindeu-Shreveport Branch.....	27,470	164,820	1,090	2,730	7,410	11,190	36,290	227,540	768,930	8,579,130
Louisiana & Delta Railroad Bayou Sale Branch.....	4,270	4,270	1,850	1,850	2,990	11,640
Cypressont Branch.....	17,220	8,090	4,420	710	11,220	500	26,160
Houma Branch.....	17,070	1,710	70	10,270	10,270	23,950
Midland Branch.....	25,640	2,310	4,730	140	16,330	29,950
MoPac Drill & West Tower.....	4,550	820	3,360	100	1,580	3,190
Napoleonville Branch.....	18,100	7,660	1,660	280	9,390	21,950
Passion Branch.....	9,830	4,420	2,400	820	4,300	130	7,240	25,310	48,340	160,560
Salt Mine, Youngsville & Passon Branch Company, The.....	37,930	113,790	9,970	14,970	27,170	59,630	257,470	257,470

Mid Louisiana Rail Corp.....	65,950	461,650	1,040	31,120	15,910	31,820	103,640	154,320	35,410	789,960	789,960
Mid South Rail Corp.....	173,790	2,050,730	64,750	269,000	1,530,470	968,550	149,290	4,958,040	4,958,040
Norfolk Southern Corp. The Alabama Great Southern Railroad Co.....	41,670	312,550	12,340	30,850	31,960	39,350	559,290	471,640	75,230	1,487,910	1,487,910
New Orleans Terminal.....	17,570	87,850	6,730	10,110	27,690	33,230	472,580	317,010	79,350	1,000,130	1,000,130
Louisiana Southern Railway.....	21,100	105,500	6,240	7,480	33,110	65,280	1,000	215,370	2,703,410
Ounchita Railroad Company.....	9,860	18,280	0,760	720	6,390	9,520	34,910	34,910
St. Louis Southwestern Railway.....	38,290	202,940	19,040	9,540	135,090	45,120	32,010	424,700	424,700
Southern Pacific Transportation Co. Alexandria Branch.....	19,510	5,850	0,230	30	18,490	4,360	25,730	25,730
Deildider Branch.....	1,340	470	0,280	100	1,070	290	1,930	1,930
Lake Arthur Branch.....	4,750	2,960	0,830	500	3,890	1,290	8,540	8,540
Lockport Branch.....	14,570	16,140	8,040	4,830	14,990	6,420	42,380	42,380
Main Line.....	218,510	546,540	151,430	90,860	558,450	259,190	1,709,700	1,709,700
Main Line (L.W.).....	10,920	27,320	24,850	12,430	23,940	19,910	47,780	47,780
Main Line (ML & T).....	9,930	24,650	4,650	2,340	196,090	58,230	384,110	384,110
Shreveport Branch.....	39,840	99,600	7,850	4,610	41,730	27,510	181,450	181,450
St. Martinville Branch.....	9,100	5,450	1,350	610	6,900	2,320	16,280	16,280
Union Pacific Railroad Company.....
Arkansas State Line to Lake Charles.....	238,110	1,428,660	1,130	6,780	81,940	131,110	254,730	1,395,310	43,480	3,260,070	3,260,070
Baton Rouge-Port Allen Branch.....	57,450	517,050	13,340	21,350	164,020	669,000	179,620	1,542,040	1,542,040
Collinston to Biestrop Branch.....	5,730	25,190	5,200	3,900	9,690	29,770	69,560	69,560
Main Line.....	321,760	4,826,400	7,560	68,220	164,570	494,010	446,960	4,841,860	635,100	11,312,550	11,312,550
Missouri Pacific Terminal Railroad of New Orleans.....	16,080	160,800	5,140	41,120	68,360	136,720	95,950	783,260	625,530	1,853,380	1,853,380
Monroe Branch.....	39,440	118,320	7,180	5,380	27,970	116,980	4,650	273,300	273,300
New Orleans & Lower Coast Branch.....	23,400	117,000	7,760	7,760	18,670	107,350	250,800	250,800
New Orleans, Texas & Mexico Line.....	137,150	1,294,350	36,260	65,290	160,520	1,103,460	14,530	2,578,140	2,578,140
Texas-Kansas, Shreveport & Naches Branch.....	2,980	8,940	4,010	3,010	4,190	12,080	28,220	28,220
Napoleonville Branch.....	5,000	7,000	0,100	70	3,060	7,590	17,710	17,710
TOTAL.....	2,899,679	\$21,059,230	69,660	\$275,630	1,539,940	\$3,127,810	\$ 7,441,110	\$20,497,480	\$4,179,930	\$ 56,575,190	\$56,575,190

**TABLE NO. 2
TELEPHONE AND TELEGRAPH COMPANIES 1991**

Name of Company	Pole Lines Value	Real Estate Value	All Other Property	Total Assessment
Allnet Communications Services, Inc.	—	—	77,250	77,250
AT&T Communications of the South Central States, Inc.	1,037,920	158,760	19,243,280	20,439,960
AT&T — Interstate Division	6,527,540	22,380	17,291,410	23,841,330
Caddoan Telephone Company, Inc. ...	1,557,130	4,760	1,112,190	2,674,080
Cameron Telephone Company, Inc. ...	1,836,820	14,620	2,314,130	4,165,570
Campki-Pleasant Hill Telephone Co. .	261,750	1,000	217,550	480,300
Central Louisiana Telephone Company	3,982,140	18,890	1,970,620	5,971,650
Century Telephone Company, Inc.	1,167,800	1,400	461,030	1,630,230
Century Telephone Company of North Louisiana	2,260,420	6,770	1,156,950	3,424,140
Chatham Telephone Company	66,560	9,020	76,550	152,130
Coastal Telephone & Electronics, Inc.	2,138,480	15,550	1,416,170	3,570,180
Communications Services, Inc.	—	9,860	1,579,350	1,589,210
Delcambre Telephone Company	21,210	3,500	120,540	145,250
East Ascension Telephone Company, Inc.	3,646,510	94,610	3,159,510	6,900,630
Elizabeth Telephone Company, Inc. ...	1,109,420	1,650	297,960	1,409,030
Evangeline Telephone Co., Inc.	5,062,020	19,670	4,268,540	9,350,230
Kaplan Telephone Company, Inc.	771,460	17,700	792,270	1,581,430
Lafourche Telephone Company	2,180,530	15,500	2,865,720	5,061,750
Louisiana Western Telephone Company, Inc.	1,603,070	1,570	525,480	2,130,120
MCI Telecommunications Corporation	—	—	8,216,000	8,216,000
Northeast Louisiana Telephone Company	202,500	2,030	168,700	373,230
Offshore Telephone Company, Inc. ...	7,740	38,270	453,990	500,000
Reserve Telephone Company, Inc.	515,320	7,870	912,680	1,435,870
Ringgold Telephone Company, Inc. ...	133,940	1,600	206,980	342,520
South Central Bell Telephone Co. ...	520,889,670	0	—	520,889,670
Star Telephone Company	728,050	3,730	229,510	961,290
U. S. Sprint Communications Corp. ...	6,403,080	37,270	2,875,000	9,315,350
Union Telephone Company, Inc.	100,880	—	5,330	106,210
Western Union Corporation	—	—	13,000	13,000
Williams Telecommunications Group	3,912,040	2,880	1,868,010	5,782,930
TOTALS	568,123,980	510,860	73,895,700	642,530,540

TABLE NO. 3
PRIVATE RAIL CAR LINES 1991

Class	Total Assessment
Railway Rolling Stock	\$ 42,279,660
TOTAL	\$ 42,279,660

PIPE LINE COMPANIES 1991

Name of Company	Trunk Lines		Real Estate Value	All Other Property	Total Assessment
	Miles	Value			
ANR Pipeline Company	1,271.43	\$ 24,727,880	81,160	16,197,330	41,006,360
Arco Pipeline Company	15.68	214,200	—	74,890	289,090
Arkla, Inc.	4,608.05	16,928,100	182,910	26,571,210	43,882,230
Ashland Pipeline Company	841.83	1,054,570	5,080	786,430	1,846,350
B P Pipeline Company	216.13	4,825,560	—	352,400	5,178,360
Black Lake Pipeline Company	129.40	1,095,290	130	115,740	1,211,160
Capline System	92.77	5,933,550	261,270	5,419,390	11,604,210
Chandeleur Pipe Line Company	72.82	252,230	—	—	252,230
Chevron Pipeline Company	693.04	8,661,520	8,290	5,837,520	14,497,330
Cligo Pipeline Company	711.96	1,823,890	1,339,810	3,288,220	3,288,220
Collins Pipeline Company	48.08	881,020	—	168,460	1,039,470
Colonial Pipe Line Company	418.91	28,272,190	113,440	10,001,960	39,387,590
Columbia Gulf Transmission Company	1,538.18	14,648,340	34,170	4,286,240	18,978,750
Continental Pipe Line Company	264.35	1,129,340	21,630	149,030	1,300,000
Dixie Pipe Line Company	233.83	3,526,180	6,450	1,124,200	4,656,830
Eugene Island Pipeline System	9.10	273,190	—	—	273,190
Explorer Pipeline Company	28.04	90,530	—	271,870	362,500
Exxon Pipeline Company	1,707.09	15,863,720	78,900	3,964,780	19,897,400
Florida Gas Transmission Company	665.80	11,564,930	33,460	2,729,090	14,327,480
Gulf Central Pipeline Company	371.22	3,204,720	5,970	429,110	3,639,800
Koch Pipeline Company	11.78	51,080	—	15,440	66,500
Luke Charles Pipe Line Company	12.86	451,470	22,000	1,118,530	1,592,000
LGS Natural Gas Company	37.27	2,292,720	—	651,030	2,983,750
LGS Intrastate	1.10	117,860	—	1,247,640	1,365,500
Locep, Inc.	57.44	11,595,870	—	4,654,130	16,250,000
Louisiana Unit Gas Transmission Co.	—	—	—	36,780	36,780
Louisiana Nevada Transit Company	116.09	121,100	970	213,980	336,050
Marathon Pipe Line Company	101.46	6,692,500	4,070	104,330	6,800,900
Mid Louisiana Gas Company	326.27	2,077,290	19,280	2,102,260	4,198,830
Mid-Valley Pipeline Company	230.09	1,777,090	7,560	1,363,540	3,168,160
Mississippi River Transmission Corporation	319.63	2,054,970	9,330	11,652,960	13,717,260
Mobil Pipe Line Company	168.75	1,102,240	—	215,390	1,317,630
Montrose Pipeline Company	594.68	7,624,260	16,220	1,313,910	8,954,390
Natural Gas Pipeline Company of America	218.72	7,952,310	11,920	982,980	8,927,210
Northern Natural Gas Company	34.87	406,950	8,000	11,300	426,250
Plantation Pipe Line Company	189.99	1,639,390	219,560	3,756,710	5,595,660
Subline Pipe Line Company	138.03	1,732,310	80	517,490	2,249,860
Sea Robin Pipeline Company	30.30	779,760	22,100	646,490	1,448,350

TABLE NO. 4
PIPE LINE COMPANIES 1991—Continued

Name of Company	Trunk Lines		Real Estate Value	All Other Property	Total Assessment
	Miles	Value			
Shell Pipe Line Corporation	814.04	\$ 17,913,470	49,210	3,861,060	21,823,740
Ship Shoal I & II Systems	99.46	1,414,560	42,020	125,810	1,565,390
Southern Natural Gas Company	1,781.76	25,290,060	120,480	20,458,720	45,869,270
Stingray Pipeline Company	—	—	4,500	2,401,750	2,406,250
Tennessee Gas Pipe Line Company	2,570.25	32,851,330	145,520	22,554,870	55,551,720
Texasco Pipeline, Inc.	879.75	12,524,860	84,760	3,525,770	16,136,390
Texas Eastern Products Pipeline Company	523.18	6,897,580	30,480	227,450	7,155,520
Texas Eastern Transmission Corporation	944.01	26,045,270	177,460	9,383,560	35,606,310
Texas Gas Transmission Corporation	1,892.09	18,440,630	92,900	6,842,870	25,376,400
Transcontinental Gas Pipe Line Corporation	1,952.55	36,838,680	215,900	25,073,620	62,128,200
Trunkline Gas Company	1,298.42	14,805,600	122,970	19,255,480	34,184,050
United Gas Pipe Line Company	4,489.66	23,746,710	1,003,920	18,665,990	43,666,620
U-T Offshore System	3.62	466,270	—	2,072,480	2,528,750
TOTALS	33,256.03	\$ 410,605,120	3,378,580	245,057,590	659,041,290

TABLE NO. 2
ELECTRIC, GAS AND WATER COMPANIES 1991

Name of Company	Transmission and Distribution Lines Value	Gas and Water Lines Value	Real Estate Value	All Other Property	Total Assessment
	\$	\$	\$	\$	\$
Aedipino Treatment Systems, Inc.	—	84,920	13,030	27,690	125,640
Achord Water Co., Inc.	—	—	—	500	500
Ashley-Chicot Electric Cooperative, Inc.	6,600	—	—	—	6,600
ATIS Utilities	—	5,780	—	—	5,780
ATMOS Energy Corp.	—	6,513,940	46,750	4,942,550	11,503,240
Aucain Sewer Utility Service, Inc.	—	—	1,000	200	1,200
B. W. Utilities, Inc.	—	—	—	13,000	13,000
The Baton Rouge Water Works Company	—	3,020,370	337,690	11,673,020	15,031,290
Bayou Grand Sewerage & Water System	—	—	—	21,250	21,250
Bayou Utility (D/B/A Grace)	—	—	450	29,520	29,970
Bayou Utilities, Inc.	—	—	660	36,090	36,750
Bayou Utilities (Utility Data)	—	—	—	9,040	9,040
Beauregard Electric Coop. Inc.	4,681,080	—	65,250	762,810	5,509,140
Bellingrath Water Company, Inc.	—	1,000	500	27,000	27,500
Bergeron Brothers Water System	—	—	—	—	1,000
Bossier Rural Electric Membership Corporation	2,403,260	—	25,760	637,480	3,066,480
Brownview Water Supply Co., Inc.	—	—	200	12,630	12,830
Cajun Electric Power Cooperative, Inc.	1,739,730	—	318,560	12,012,110	14,070,400
Capital Utilities Corporation	—	—	2,410	89,730	92,140
Central Louisiana Electric Company, Inc.	52,188,830	—	1,211,110	51,106,740	104,506,680
Cherry Ridge Utilities, Inc.	—	—	—	14,550	14,550
Claiborne Electric Cooperative, Inc.	3,031,600	—	24,000	536,690	3,592,490
Community Land Utilities, Inc.	—	—	—	18,000	18,000
Concordia Electric Cooperative, Inc.	2,966,200	—	20,290	396,730	3,323,160
Crapazano Brothers, Inc.	—	—	300	2,140	2,440
Cross Gates Utility Company	—	—	—	21,910	21,910
D & W Drilling Company, Inc.	—	—	—	7,070	7,070
Diamond Utility Corporation	—	—	—	6,000	6,000
Diversion Water Co.	—	—	—	13,500	13,500
Dixie Electric Membership Corporation	10,445,290	—	148,520	7,501,710	18,095,520
Dixie Gas Company, Inc.	—	247,940	—	294,810	542,750
Duplessis Gas & Fuel Company, Inc.	—	—	550	10,000	10,000
East 80 Utility Corporation	—	—	—	12,710	13,260
Elizabeth Natural Gas Corporation	—	—	—	12,200	12,200
Entex, Inc.	—	—	—	4,392,850	4,392,850
Evangeline Gas Company, Inc.	—	3,928,400	17,880	300,000	300,000
Evangeline Onka Water System, Inc.	—	—	—	5,500	5,500
French Settlement Water Company, Inc.	—	—	—	32,500	32,500
Glory, Inc. - Waterlon Water Service	—	43,250	600	2,400	2,400

TABLE NO. 5
ELECTRIC, GAS AND WATER COMPANIES 1991—Continued

Name of Company	Transmission and Distribution Lines Value	Gas and Water Lines Value	Real Estate Value	All Other Property	Total Assessment
	\$	\$	\$	\$	\$
Grace Utilities, Inc.	—	—	—	6,250	6,250
Green Acres Water & Sewer District #1	—	—	—	33,500	33,500
Gulf States Utilities Company	54,718,760	5,643,290	3,172,290	79,465,670	143,000,000
Hammond Heights Water Supply Co., Inc.	—	—	—	13,000	13,000
High Hat Water Service, Inc.	—	—	—	2,680	2,680
Holiday Utilities, Inc.	—	—	—	20,000	20,000
Jefferson Davis Electric Cooperative, Inc.	2,466,770	—	28,840	673,670	3,169,280
L & R Utilities, Inc.	—	—	—	4,500	4,500
Lafourche Gas Corporation	—	—	—	115,180	117,180
Lakeside Utilities, Inc.	—	—	2,000	96,900	99,000
Lake St. John Gas Company, Inc.	—	—	2,100	10,880	10,880
Lambert Utilities, Inc.	—	—	—	6,500	6,500
Lettsworth Sewerage Service, Inc.	—	—	—	9,750	9,750
Louisiana Gas Services Company	12,120,140	—	457,050	11,862,240	24,439,430
Louisiana Power & Light Company	—	—	3,206,850	219,994,040	223,200,890
Louisiana Water Company	—	3,135,570	57,160	2,269,890	5,462,620
Louisiana Water Service, Inc.	—	—	—	239,250	239,250
M & S Water Supply	—	—	410	16,230	16,640
Major Enterprises, Inc.	—	—	—	750	750
Mimosa Gardens Service Corporation	—	—	—	4,000	4,000
Mississippi Gas Corporation	—	—	—	9,850	9,850
New Orleans Public Service, Inc.	32,946,190	—	3,136,910	26,610,790	64,693,890
Norco Gas and Fuel Company, Inc.	—	132,300	4,240	486,100	622,640
Northst. Louisiana Power Cooperative, Inc.	2,051,710	—	19,220	207,750	2,278,680
Northside Texas Electric Cooperative, Inc.	—	—	14,400	569,880	584,280
Northside Service Company, Inc.	—	—	5,020	10,950	15,970
Oak Meadow Water Works, Inc.	—	—	—	2,950	2,950
Oceanou Heights Gas Company	—	—	9,910	338,600	340,000
Oklahoma Municipal Power Authority	—	—	—	208,090	218,000
Old River Water Supply	—	—	—	880	880
Panola-Harrison Electric Cooperative, Inc.	637,630	—	5,610	5,060	648,500
Parish Water Company, Inc.	—	2,462,490	21,220	1,596,960	4,089,670
Peoples Water Service Company of Louisiana, Inc., The	—	589,260	24,320	1,234,190	1,847,770
Pierre Part Natural Gas Company, Inc.	—	—	—	15,380	15,380
Pine Hill Sewerage & Water Corp.	—	—	—	4,000	4,000
Plantation Utilities, Incorporated	—	—	—	10,500	10,500
Pointe Coupee Electric Membership Corp.	1,818,740	—	32,870	696,960	2,548,570

TABLE NO. 5
ELECTRIC, GAS AND WATER COMPANIES 1991—Continued From Page 113

Name of Company	Transmission and Distribution Lines Value	Gas and Water Lines Value	Real Estate Value	All Other Property	Total Assessment
Polaris Corporation	—	—	—	323,750	323,750
Ponderosa Water Company	—	—	50	1,780	1,830
Raymond Drive Water Corporation	—	—	500	2,300	2,800
Red Oaks Water Company	—	—	2,900	120,750	123,650
Rolling Ridge Utilities Company, Inc.	—	—	—	3,960	3,960
Rural Utilities, Incorporated	—	—	250	7,040	7,290
Simmons Water Works, Inc.	—	—	5,000	12,500	17,500
South Coast Gas Company, Inc.	—	71,740	—	757,350	834,090
Southwestern L.A. Water & Sewer	—	—	—	30,000	30,000
South Louisiana Electric Cooperative Association	4,890,900	—	101,250	1,829,060	6,821,210
Southwest Louisiana Electric Membership Corporation	15,685,790	—	221,160	3,795,630	19,802,580
Southwestern Electric Power Company	23,630,190	—	630,190	18,644,230	43,104,610
Starks Water & Gas, Inc.	—	—	—	11,500	11,500
Swartz Water Works	—	—	27,450	4,000	4,000
Teche Electric Cooperative, Inc.	999,050	—	10,480	341,550	1,368,080
Tidwell Utilities, Inc.	—	—	2,510	12,890	15,400
Town and Country Services Company, Inc.	—	—	30	33,400	33,430
Utilities Service of Lake Charles	—	—	—	3,740	3,740
Utility Data	—	—	300	11,250	11,550
Valley Electric Membership Corporation	7,189,770	—	40,310	1,088,070	8,328,150
Washington-St. Tammany Electric Cooperative, Inc.	5,910,890	—	48,260	861,910	6,841,060
Westport Utilities Systems Company, Inc.	—	—	39,200	35,750	74,950
Wildwood South Public Services Company, Inc.	—	—	360	2,050	2,410
TOTALS	\$ 230,508,970	\$ 38,000,390	\$ 13,557,890	\$ 471,439,530	\$ 753,506,880

TABLE NO. 6
BARGE LINE AND TOWING COMPANIES 1991

Name of Company	Total Assessment
Agri-Trans Corporation	\$ 556,720
Alter Barge Line, Inc.	383,100
American Commercial Barge	4,166,360
American Commercial Towing	703,670
American River Transportation Company	720,470
Apex R. E. & T., Inc.	435,460
Ashland Oil Co.	129,610
Barge Transport Co., Inc.	25,000
Blaske Marine, Inc.	164,360
Brent Towing Company	1,074,230
Bunge Corporation	391,120
Bunge Towing, Inc.	517,600
C. F. Industries, Inc.	396,140
Canal Barge	2,350,590
Cargill Marine (Cargo Carriers)	1,187,040
Cenac Barge Company, Inc.	LOCALLY ACCE
Cenac Towing Company	LOCALLY ACCE
Scott Chotin, Inc.	1,062,650
Chotin Transportation	125,430
Coastal Towing (Springhill)	852,040
Compass Marine Services	75,080
Conagra, Inc.	60,900
Conoco Domestic Marine	25,000
Consolidated Grain & Barge	NOW SUPERIOR
Conti Carriers & Terminal	2,202,040
Dixie Carriers	2,954,930
Dixie Marine, Inc.	2,427,140
Dow Chemical Company	2,186,130
Dundee Cement Company	NOW HOLNAM
Eagle Marine Transport	29,140
Eckstein Marine Service	235,940
Eckstein Marine Towing	116,590
Exxon Shipping Company	4,506,690
Great American Life Insurance	NOW INGRAM
Gulf Intracoastal Marine	429,640
Gulf Intracoastal Towing	106,590
Gulfcoast Transit	1,891,930
Higman Towing	1,220,700
Hines, Inc.	488,280
Hollywood Marine, Inc.	2,641,290
Holnam, Inc.	99,990
Houston Barge Line	82,680
Indiana & Michigan Electric	365,340
Ingram Barge Company	4,058,530
Inland Molasses Company	40,740
Iowa Marine Repair Corp.	7,080
Koch Service, Inc.	209,690
LeBouf Brothers Towing	262,720
Logan Charter Service	244,140
Logan Towing Company	610,350
Magnolia Marine Transport	72,460
Marine Equipment Management	337,840
Merchants Grain & Transportation	1,182,990
Mid-American Transportation	SOLD (MID-SOU)
Mid-South Towing	3,763,210
Mississippi Marine Transportation	87,180
Mississippi River Grain	405,650
Mobil Oil Corporation	314,540
National Marine, Inc.	1,468,910
Onkley Barge Line	127,100
Oil Transport Company	441,480
Ote Man River Towing, Inc.	23,200
Olin Corporation	37,420
Olympus Shipping Company	0
Orgulf Transport Company	1,896,830

TABLE NO. 6
BARGE LINE AND TOWING COMPANIES 1991—Continued

Name of Company	Total Assessment
Patton, William B., Int.	\$ 366,210
Peavey Company	272,310
Port Arthur Towing	111,070
PPG Industries, Inc.	576,840
Rio Towing Company	NOW DIXIE MA
Riverside Ventures, Inc.	25,000
Riverway Barge Company	7,190
Riverway Company	892,840
SCF Transportation	144,540
Sabine Towing & Transportation	533,950
Seminole Electric	2,701,470
Shell Oil Company	293,170
Shell Oil Company (Kraton)	132,180
Smith, Mr. & Mrs. Joseph	2,820
St. James Transportation	111,830
Southern Towing	5,680
Spanier Marine Corporation	244,140
Superior Grain Company	518,650
TPT Company	293,320
Terral Barge, Inc.	30,710
Valley Line, The	931,860
Valley Transportation	315,280
Waxler Towing Co.	488,280
Wisconsin Barge Line	519,790
TOTAL	\$ 62,493,800

**TABLE NO. 7
AIRLINES 1991**

Name of Company	Total Assessment
American Airlines, Inc.	\$ 2,358,790
Atlantic Southeast Airlines	884,070
Comair, Inc.	77,170
Continental Airlines, Inc.	2,741,520
Delta Air Lines, Inc.	8,211,660
Eastern Airlines, Inc.	68,640
Express Airlines 1, Inc.	826,890
LExpress	600,000
Metroflight, Inc.	782,740
Midway Airlines, Inc.	181,640
Northwest Airlines, Inc.	224,490
Pan American World Airline	101,380
Southwest Airlines Company	4,630,310
TACA International Airlines	97,200
Trans World Airlines, Inc.	381,050
United Airlines, Inc.	2,588,970
U. S. Air, Inc.	574,780
TOTAL	\$ 25,332,300

TABLE NO. 8
EXPRESS COMPANIES 1991

Name of Company	Total Assessment
Airborne Express, Inc.....	\$ 696,040
Airborne Freight Corporation	83,490
Burlington Air Express.....	46,020
DHL Worldwide Express	15,190
Emery Air Freight Corporation.....	636,310
Emery Worldwide Airlines.....	137,030
Federal Express	574,540
Longview Limousine and Air.....	3,080
Mountain Air Cargo, Inc.	73,300
United Parcel Service	437,470
TOTAL.....	\$ 2,602,470

SECTION 2

**ASSESSMENTS ESTABLISHED BY ASSESSORS
EXCLUSIVE OF ASSESSMENTS MADE DIRECTLY
BY THE
LOUISIANA TAX COMMISSION
FOR THE
YEAR 1991
(1992 IN THE PARISH OF ORLEANS)**

Parish	TABLE NO. 9* AGRICULTURAL LANDS: CLASS I			TABLE NO. 10* AGRICULTURAL LANDS: CLASS II		
	Number of Acres	Fair Market Value or Use Value	Total Assessed Value	Number of Acres	Fair Market Value or Use Value	Total Assessed Value
Acadia		\$	\$	83,235	\$ 53,024,200	\$ 5,302,420
Allen						
Assumption				53,950	19,916,500	1,991,650
Assumption				55,160	17,099,000	1,709,900
Awayelles	76,285	30,192,400	3,019,240	25,843	8,191,700	819,170
Beauregard	42	15,700	1,570	82,503	22,659,500	2,265,950
Bienvenue	31	11,200	1,120	12,031	3,200,400	320,040
Bossier	12,843	5,130,900	513,090	23,224	7,314,900	731,490
Caddo	30,010	12,245,500	1,224,550	33,210	10,703,300	1,070,330
Caldwell				119,121	381,221,900	38,122,190
Cameron	17,210	6,602,100	660,210	9,914	2,581,900	258,190
Catahoula	6,756	2,500,500	250,050	60,057	19,269,620	1,926,962
Claiborne				53,564	14,366,100	1,436,610
Concordia	4,321	1,815,000	181,500	1,170	390,900	39,090
DeSoto	3,202	1,184,740	118,474	27,924	10,333,900	1,033,390
East Baton Rouge				4,271	1,182,900	118,293
East Carroll	5,180	2,077,300	207,730			
East Feliciana				25,711	8,179,400	817,940
Evangeliste	4,104	1,556,000	155,600	111,035	25,670,800	2,567,080
Franklin	182	72,800	7,280	52,545	14,191,400	1,419,140
Grant	6,224	2,331,100	233,110	155,774	49,249,200	4,924,920
Iberia				3,037	838,500	83,850
Iberville				67,237	22,188,260	2,218,826
Jackson				67,383	24,258,500	2,425,850
Jefferson				628	194,800	19,480
Jefferson Davis						
Lafayette	8,447	3,128,800	312,880	22,985	7,908,700	790,870
Lafourche				54,518	14,735,500	1,473,550
LaSalle	31	11,200	1,120	38,876	13,982,600	1,398,250
Lincoln				4,128	1,099,100	109,910
Livingston	65	24,600	2,460	5,378	1,495,800	149,580
Madison	20,842	8,256,280	825,628	24,758	6,836,500	683,650
Morhouse	68,445	27,370,000	2,737,000	27,975	8,896,310	889,631
Natchitoches	27,277	11,455,900	1,145,590	91,588	27,464,400	2,746,440
Orleans - 1st MD				13,773	4,681,100	468,110
Orleans - 2nd MD						
Orleans - 3rd MD						
Orleans - 4th MD						
Orleans - 5th MD						
Orleans - 6th MD						
Orleans - 7th MD						
SUB-TOTAL	12,936	5,173,900	517,390	23,096	6,928,900	692,890
Ouachita				17,910	5,140,050	514,005
Plaquemines				130,973	46,477,050	4,647,705
Pointe Coupee	37	15,500	1,550	19,718	7,067,330	706,733
Rapides	44,909	19,289,150	1,928,915	26,726	8,088,200	808,820
Red River	8,015	3,213,600	321,360	96,862	25,595,600	2,559,560
Richland	28,738	10,659,300	1,065,930			
Sabine				1,450	557,140	55,714
St. Bernard				165	1,100,400	110,040
St. Charles				16,770	5,465,600	546,560
St. Helena				46,011	16,481,120	1,648,112
St. James						
St. John the Baptist				232,910	69,876,300	6,987,630
St. Landry	10,682	4,272,800	427,280	45,597	14,219,520	1,421,952
St. Martin	789	310,200	31,020	27,340	8,723,420	872,342
St. Mary				20,175	6,480,100	648,010
St. Tammany				28,661	8,945,360	894,536
Tangipahoa				16,227	5,513,600	551,360
Tensas	18,085	7,567,000	756,700	6,768	2,082,700	208,270
Terrebonne	18,267	7,892,200	789,220	1,826	487,300	48,730
Union	95	34,800	3,480	87,996	26,394,600	2,639,460
Vermilion				4,847	1,306,000	130,600
Vernon				22,092	6,984,900	698,490
Washington				5,955	1,604,600	160,460
Webster				32,515	11,691,300	1,163,130
West Baton Rouge	1,361	583,500	58,350	23,194	6,223,900	622,390
West Carroll	1,338	527,000	52,700	9,695	3,025,650	302,565
West Feliciana				2,396	668,400	66,840
Winn	892	333,000	33,300			
TOTALS	437,634	\$ 176,054,070	\$ 17,605,407	2,356,681	\$ 1,101,667,160	\$ 110,166,716

*10% of Use Value

LOUISIANA TAX COMMISSION

Parish	TABLE NO. 11* AGRICULTURAL LANDS: CLASS III			TABLE NO. 12* AGRICULTURAL LANDS: CLASS IV		
	Number of Acres	Fair Market Value or Use Value	Total Assessed Value	Number of Acres	Fair Market Value or Use Value	Total Assessed Value
Acadia	221,253	\$ 53,024,200	\$ 5,302,420	1,442	\$ 313,400	\$ 31,340
Allen	109,455	27,987,150	2,798,715			
Ascension	9,001	2,429,700	242,970	61	18,800	1,880
Assumption	19,670	4,503,000	450,300	1,365	165,400	16,540
Awayelles	75,768	18,702,400	1,870,240	92,040	16,947,900	1,694,790
Beauregard	3,760	889,500	88,950			
Bienville	15,560	3,569,600	356,960			
Bossier	57,955	14,370,500	1,437,050	11,471	1,657,800	165,780
Caddo	64,313	16,281,300	1,628,130	28,266	5,276,400	527,640
Calcasieu	164,185	41,068,700	4,106,870	33,236	6,334,300	633,430
Caldwell	24,707	6,054,400	605,440	534	158,400	15,840
Cameron	51,195	13,114,750	1,311,478	4,568	822,200	82,220
Catahoula	107,549	24,759,400	2,475,940	27,373	5,291,030	529,103
Claiborne	30,918	7,088,200	708,820	82,331	13,216,200	1,321,620
Concordia	113,782	30,719,700	3,071,970	20,915	3,026,200	302,620
DeSoto	59,426	14,249,430	1,424,943	100,462	23,108,600	2,310,860
East Baton Rouge				43,918	5,587,700	558,770
East Carroll	168,233	42,226,600	4,222,660			
East Feliciana				5,029	956,900	95,690
Evangeline	1,633,633	39,325,500	3,932,550			
Franklin	104,788	25,987,700	2,598,770	1,952	301,600	30,160
Grant	28,109	6,690,300	669,030	42,095	7,867,900	786,790
Iberia	33,648	8,079,588	807,958	3,169	479,700	47,970
Iberville	14,313	3,721,600	372,160	5,199	1,086,170	106,617
Jackson	5,263	1,268,700	126,870	4,237	931,900	93,190
Jefferson				11,999	2,214,100	221,410
Jefferson Davis	295,688	78,732,000	7,873,200			
Lafayette	56,876	12,889,500	1,288,950	5,439	1,205,000	120,500
Lafourche	45,594	11,892,300	1,189,230	5,067	776,300	77,690
LaSalle	5,643	1,293,600	129,360	50,512	11,108,200	1,110,820
Lincoln	15,483	3,686,700	368,670	6,696	968,900	96,890
Livingston	783	185,300	18,530	2	1,663,600	166,360
Madison	206,945	52,050,310	5,205,031			
Morhouse	126,252	31,329,000	3,132,900	2,859	549,690	54,969
Natchitoches	121,720	29,697,200	2,969,720	6,515	1,303,000	130,300
Orleans -- 1st MD				39,639	7,549,400	754,940
2nd MD						
3rd MD						
4th MD						
5th MD						
6th MD						
7th MD						
SUBTOTAL			560,520	24,620	4,924,000	492,400
Ouachita	22,266	5,605,200				
Plaquemines			560,520	24,620	4,924,000	492,400
Pointe Coupee	62,489	13,614,920	1,361,492	14,896	3,277,040	327,704
Rapides	46,812	11,952,390	1,195,239	40,746	9,123,080	912,308
Red River	46,563	11,426,300	1,142,630	11,508	2,363,400	236,340
Richland	112,498	26,602,100	2,660,210	5,280	784,400	78,440
Sabine	11,252	4,657,600	465,760	10,819	5,317,000	531,700
St. Bernard	1,186	336,280	33,628			
St. Charles	91	824,420	82,442	150	681,370	68,137
St. Helena	20,590	5,276,400	527,640	16,211	3,134,700	313,470
St. James	5,680	1,481,010	148,101			
St. John the Baptist	2,745	767,670	76,767	1,331	306,860	30,686
St. Landry	67,656	16,935,700	1,693,570	21,225	4,245,000	424,500
St. Martin	72,197	17,697,420	1,769,742	4,078	751,600	75,160
St. Mary	40,319	9,305,720	930,572	12,956	2,580,060	258,006
St. Tammany	16,155	4,088,700	408,870	14,130	2,710,100	271,010
Tangipahoa	53,908	13,207,950	1,320,795	35,959	6,631,160	663,116
Tensas	192,476	52,048,500	5,204,850	13,222	2,644,500	264,450
Terrebonne	5,225	1,306,250	130,625	2,194	377,800	37,780
Union	23,957	5,488,900	548,890	29,993	4,314,300	431,430
Vermilion	179,727	43,179,800	4,317,980	67,168	15,699,100	1,569,910
Vernon	14,538	3,487,000	348,700	15,411	2,916,100	291,610
Washington	37,796	9,376,300	937,630	45,970	8,586,100	858,610
Webster	25,970	6,026,160	602,616	22,395	3,286,400	328,640
West Baton Rouge	10,566	2,759,900	275,990	56	12,500	1,250
West Carroll	154,266	36,901,700	3,690,170	10,717	1,873,600	187,360
West Feliciana	20,232	4,957,910	495,791	26,586	4,304,240	430,424
Winn	8,529	2,027,500	202,750	7,494	1,124,020	112,302
TOTALS	5,235,152	\$ 938,216,690	\$ 93,821,669	1,131,201	\$ 213,534,920	\$ 21,353,492

*10% of Use Value

TWENTY-FIFTH BIENNIAL REPORT

Parish	TABLE NO. 13** MISCELLANEOUS AGRICULTURAL LANDS			TABLE NO. 14* TIMBERLANDS: CLASS I		
	Number of Acres	Fair Market Value or Use Value	Total Assessed Value	Number of Acres	Fair Market Value or Use Value	Total Assessed Value
Acadia	13,088	\$ 13,865,100	\$ 1,386,510	1,458	\$ 274,800	\$ 27,480
Allen	7,009	14,815,550	1,481,555
Ascension	15,901	44,855,500	4,485,550	286	52,400	5,240
Assumption	4,681	1,766,900	176,690	525	96,200	9,620
Avery Isles	122	276,800	27,680	15,287	2,805,100	280,510
Benaverg rd	27	4,900	490
Bienville	63,675	11,666,600	1,166,660
Bossier	12,962	47,287,500	4,728,750	6,798	1,251,700	125,170
Caddo	796	149,700	14,970
Calcasieu	16	6,300	630
Caldwell
Cameron	12	1,000	100
Catahoula	1,668	2,029,600	202,960	4,674	857,800	85,780
Claiborne	289	151,200	15,120	23,276	4,283,300	428,330
Concordia	5,435	1,081,000	108,100
DeSoto
East Baton Rouge	152,768	259,591,000	25,959,100
East Carroll
East Feliciana
Evangeline	32,269	5,920,900	592,090
Franklin	686	126,500	12,650
Grant	85	15,600	1,560
Iberia	9,190	68,547,260	6,854,726	1,651	302,780	30,278
Iberville	9,888	1,879,600	187,960
Jackson
Jefferson
Jefferson Davis	2,807	1,986,300	198,630
Lafayette	663	34,700	3,470
Lafourche
LaSalle	10,475	1,924,100	192,410
Lincoln
Livingston	153,102	30,197,400	3,019,740
Madison
Morehouse	2,094	384,200	38,420
Natchitoches	3,805	6,972,200	697,220	1,164	213,400	21,340
Orleans - 1st MD
2nd MD
3rd MD
4th MD
5th MD
6th MD
7th MD
SUB-TOTAL
Ouachita	7,793	20,742,500	2,074,250	69	12,800	1,280
Plaquemines	48,137	196,580,800	19,658,080
Pointe Coupee	1,368	1,693,710	169,371	28,942	5,729,510	572,951
Rapides	126	41,390	4,139	10,572	1,941,760	194,176
Red River	6,091	1,983,100	198,310	726	144,400	14,440
Richland	1,529	2,774,700	277,470	2,584	479,700	47,970
Sabine	197	199,200	19,920	2,775	6,146,200	614,620
St. Bernard
St. Charles
St. Helena	4,645	9,002,800	900,280	89,155	17,744,500	1,774,450
St. James
St. John the Baptist	26,750	2,675
St. Landry	4,402	807,600	80,760
St. Martin	32	51,600	5,160	45,834	8,409,730	840,973
St. Mary	9,439	19,481,220	1,948,122
St. Tammany	17,305	9,281,000	928,100
Tangipahoa	26,782	4,728,890	472,889
Tensas	2,223	442,000	44,200
Terrebonne	17,554	51,532,900	5,153,290
Union	3,331	1,805,500	180,550
Vermilion
Vernon	52	9,500	950
Washington	15,848	3,012,900	301,290
Webster
West Baton Rouge	4,679	866,400	85,640
West Carroll	1,423	264,400	26,440
West Feliciana	71,390	15,087,010	1,508,711
Winn	521	95,600	9,560
TOTALS	325,223	\$ 768,076,330	\$ 76,807,633	657,903	\$ 130,737,630	\$ 13,073,763

**10% of Fair Market Value

LOUISIANA TAX COMMISSION

Parish	TABLE NO. 15* TIMBERLANDS: CLASS II			TABLE NO. 16* TIMBERLANDS: CLASS III		
	Number of Acres	Fair Market Value or Use Value	Total Assessed Value	Number of Acres	Fair Market Value or Use Value	Total Assessed Value
Acadia	46,891	\$ 7,304,800	\$ 790,480	1,423	\$ 158,700	\$ 15,870
Allen	356,223	54,341,900	5,434,190			
Ascension	40,362	6,168,300	615,830	194	20,600	2,060
Assumption	1,027	156,800	16,680	303	32,100	3,210
Avoyelles	38,189	5,824,900	582,490	97,606	10,264,800	1,036,480
Beauregard	617,681	94,246,510	9,424,651	7,725	821,700	82,170
Bianville	60,629	9,253,900	925,390	339,478	36,107,700	3,610,770
Bossier	85,460	13,046,100	1,304,610	189,702	20,169,300	2,016,930
Caddo	86,840	13,622,900	1,362,290	171,771	18,999,200	1,899,920
Calcasieu	173,771	26,512,500	2,651,250			
Caldwell	10,426	16,850,700	1,685,070	112,644	11,995,700	1,199,570
Cameron						
Catahoula	89,394	13,636,800	1,363,680	37,791	4,017,600	401,760
Claiborne	147,455	22,568,200	2,256,820	223,708	23,799,400	2,379,940
Concordia	62,410	10,324,400	1,032,440	2,871	342,000	34,200
DeSoto	88,945	13,566,600	1,356,660	320,679	34,068,200	3,406,820
East Baton Rouge						
East Carroll				1,287	130,800	13,680
East Feliciana	104,515	17,251,600	1,725,160			
Evangeline	110,936	16,923,600	1,692,360	36,581	3,889,700	389,970
Franklin	30,007	4,583,800	458,380	30,710	3,262,300	326,230
Grant	105,562	16,108,200	1,610,820	72,154	7,674,100	767,410
Iberia	5,114	780,190	78,019	5,176	337,830	33,783
Iberville	51,188	8,190,600	819,060	5,104	561,600	56,160
Jackson	155,146	23,681,000	2,368,100	181,872	19,334,400	1,933,400
Jefferson						
Jefferson Davis	47,462	7,952,500	795,250			
Lafayette						
Lafourche	709	108,200	10,820	4,793	500,800	50,980
LaSalle	174,052	26,561,900	2,656,190	126,785	13,480,500	1,348,050
Lincoln	78,283	11,959,800	1,195,980	167,042	17,753,500	1,775,350
Livingston	98,782	16,362,500	1,636,250	34,755	3,569,200	369,920
Madison	49,024	8,109,530	810,953			
Morehouse	115,325	17,575,900	1,757,590	36,421	3,871,300	387,130
Natchitoches	92,886	14,196,900	1,419,690	307,678	32,724,000	3,272,400
Orleans - 1st MD						
2nd MD						
3rd MD						
4th MD						
5th MD						
6th MD						
7th MD						
SUBTOTAL						
Ouachita	133,863	20,444,300	2,044,430	37,673	3,994,000	399,300
Piqlumines						
Pointe Coupee	56,796	9,363,090	936,309	29,205	3,332,380	333,238
Rapides	244,090	37,218,810	3,721,881	136,183	14,696,870	1,469,687
Red River	83,303	13,977,300	1,397,730	18,196	2,037,400	203,740
Richland	44,687	6,825,900	682,590			
Sabine	15,270	29,567,900	2,956,790	17,672	24,386,400	2,438,640
St. Bernard						
St. Charles						
St. Helena	105,648	17,498,200	1,749,820			
St. James						
St. John the Baptist						
St. Landry	59,211	9,033,900	903,390	30,341	4,226,600	422,660
St. Martin	21,832	3,331,570	333,157	20,637	2,214,780	221,478
St. Mary						
St. Tammany	261,190	41,339,000	4,133,900	4,840		
Tangipahoa	219,176	33,428,160	3,342,816			
Tensas	60,350	9,967,200	996,720	6,649	766,000	76,600
Terrebonne						
Union	227,992	34,786,700	3,478,670	216,351	22,995,200	2,299,520
Vermlion				7,408	887,100	88,710
Vernon	385,351	58,787,600	5,878,760	228,612	24,303,000	2,430,300
Washington	282,802	46,006,300	4,600,630			
Webster	88,962	13,575,900	1,357,590	136,255	14,497,700	1,449,770
West Baton Rouge	44,375	6,767,700	676,770	181	19,300	1,930
West Carroll	30,692	4,914,000	491,400	239	31,900	3,190
West Feliciana	52,873	8,064,410	806,441			
Winn	259,284	39,574,800	3,957,480	202,764	21,847,700	2,184,770
TOTALS	5,802,389	\$ 941,574,170	\$ 94,157,417	3,609,767	\$ 407,355,660	\$ 40,735,566

*10% of Use Value

TWENTY-FIFTH BIENNIAL REPORT

Parish	TABLE NO. 17* TIMBERLANDS, CLASS IV			TABLE NO. 18** MISCELLANEOUS TIMBERLANDS		
	Number of Acres	Fair Market Value or Use Value	Total Assessed Value	Number of Acres	Fair Market Value or Use Value	Total Assessed Value
Acadia	31,694	\$ 2,474,800	\$ 247,480	530	\$ 193,400	\$ 19,340
Allen				620	677,900	67,790
Ascension				3,973	6,009,700	600,970
Assumption	141,640	10,823,700	1,082,370			
Averyelles	10,547	806,400	80,640			
Beauregard	152	11,600	1,160	157	49,000	4,900
Bienvenue	166	12,700	1,270			
Bossier	13,082	999,800	99,980	3,124	3,460,900	346,090
Caddo	10,566	815,800	81,580			
Calcasieu	23,160	1,771,700	177,170	33,508	1,172,700	117,270
Caldwell	14,096	1,083,800	108,380			
Cameron						
Catahoula	5,113	390,700	39,070			
Claiborne				884	718,000	71,800
Concordia	19,334	1,567,600	166,760			
DeSoto						
East Baton Rouge						
East Carroll	27,536	2,104,000	210,400			
East Feliciana	53,089	4,336,500	433,650			
Evangeline	1,496	114,300	11,430			
Franklin	11,587	888,900	88,890			
Grant	24,555	1,976,800	197,680			
Iberia	55,581	4,475,010	447,501			
Iberville	174,296	13,943,500	1,394,350			
Jackson						
Jefferson						
Jefferson Davis	11,128	896,700	89,670	1,256	590,600	59,060
Lafayette						
Lafourche	55,546	4,244,300	424,430			
LaSalle	6,819	522,400	52,240	3,191	7,497,250	749,725
Lincoln						
Livingston	42,846	3,495,700	349,570			
Madison	14,761	1,023,160	102,316			
Morehouse	11,788	901,200	90,120			
Natchitoches	10,210	780,000	78,000			
Orleans — 1st MD						
2nd MD						
3rd MD						
4th MD						
5th MD						
6th MD						
7th MD						
SUBTOTAL	14,470	1,107,000	110,700	13,928	40,186,160	4,018,616
Ouachita						
Plaquemines	14,134	1,144,000	114,400	603	254,470	25,447
Pointe Coupee	19,589	1,504,210	150,421			
Rapides	222	17,900	1,790	9,147	2,371,800	237,180
Red River	7,983	541,100	54,110	43	73,300	7,330
Richland				421	608,500	60,850
Sabine						
St. Bernard						
St. Charles						
St. Helena						
St. James						
St. John the Baptist						
St. Landry	73,231	5,594,000	559,400			
St. Martin	203,124	15,521,420	1,552,142	300	109,550	10,955
St. Mary	65,929	5,037,240	503,724			
St. Tammany	4,840	370,600	37,000			
Tangipahoa	22,139	1,691,790	169,179			
Tensas	27,914	2,257,500	225,750	495	623,200	62,320
Terrebonne				82,774	6,664,050	666,405
Union	11,709	895,000	89,500	6,102	3,582,200	358,220
Vermilion	15,143	1,215,960	121,596			
Vernon	423	32,200	3,220			
Washington						
Webster				20,263	1,550,200	155,020
West Baton Rouge	543	41,500	4,150			
West Carroll	100	7,800	780			
West Feliciana	22,117	1,689,770	168,977			
Winn	90	6,900	690			
TOTALS	1,276,692	\$ 99,637,530	\$ 9,963,753	181,227	\$ 76,376,880	\$ 7,637,688

**10% of Fair Market Value

LOUISIANA TAX COMMISSION

Parish	TABLE NO. 19* FRESH WATER MARSH			TABLE NO. 20* SALT WATER MARSH		
	Number of Acres	Fair Market Value or Use Value	Total Assessed Value	Number of Acres	Fair Market Value or Use Value	Total Assessed Value
Acadia		\$	\$		\$	\$
Allen						
Ascension	31,658	2,419,100	241,910			
Assumption						
Avoyelles	16,377	982,200	98,220			
Beauregard	110	8,800	860			
Bienville						
Bossier	17,486	1,400,400	140,040			
Caddo	129		1,040			
Caldcasieu	48,432	3,393,700	339,370	20,380	1,530,600	163,060
Caldwell						
Cameron	219,744	17,632,750	1,763,275	313,247	21,957,770	2,195,777
Catahoula	37,976	3,038,000	303,800			
Claiborne						
Concordia	34,716	2,777,200	277,720			
DeSoto	6,080	1,488,570	148,857			
East Baton Rouge						
East Carroll	14,634	1,170,500	117,050			
East Feliciana			8			
Evangeline	3,848	309,100	30,910			
Franklin	6,195	495,700	49,570			
Grant	6,882	282,280	28,228			
Iberia	17,602	1,408,160	140,816	63,514	4,445,990	444,598
Iberville						
Jackson						
Jefferson				61,024	25,451,020	2,545,102
Jefferson Davis	5,879	507,500	50,750			
Lafayette						
Lafourche	216,336	17,296,400	1,729,640	266,702	18,659,300	1,865,930
LaSalle	1,341	107,400	10,740			
Lincoln						
Livingston						
Madison						
Morehouse	20,269	1,621,600	162,160			
Natchitoches	16,076	1,129,800	112,980			
Orleans - 1st MD						
2nd MD						
3rd MD						
4th MD						
5th MD						
6th MD						
7th MD						
SUBTOTAL			126,970			
Ouachita	9,849	1,269,700				
Plaquemines				516,101	36,102,450	3,610,245
Poite Coupee						
Rapides	163	8,240	824			
Red River	8,188	664,300	66,430			
Richland	37,893	3,040,300	304,030			
Sabine						
St. Bernard				311,610	21,815,060	2,181,506
St. Charles	1,729	7,153,570	715,357			
St. Helena	4,601	368,400	36,840			
St. James	84,697	6,470,840	647,084			
St. John the Baptist	121,248	6,432,330	643,233			
St. Landry						
St. Martin						
St. Mary	1,430	114,370	11,437	219,295	15,428,840	1,542,884
St. Tammany	35,614	2,816,400	281,640	38,376	2,688,000	268,800
Tangipahoa	35,000	2,600,320	260,032			
Tensas	10,007	799,300	79,930			
Terrebonne	654,319	59,838,150	5,983,815			
Union						
Vermilion	179,786	14,394,200	1,439,420	136,604	9,712,000	971,200
Vernon						
Washington						
Webster						
West Baton Rouge	11,745	1,249,400	124,940			
West Carroll						
West Feliciana	24,261	1,948,700	194,870			
Winn	1,437	114,650	11,465			
TOTALS	2,143,757	\$ 166,952,330	\$ 16,696,273	1,948,883	\$ 158,891,020	\$ 15,889,102

*10% of Use Value

TWENTY-FIFTH BIENNIAL REPORT

Parish	TABLE NO. 21** LANDS: SUBJECT TO HOMESTEAD		TABLE NO. 22** LAND: ALL OTHER	
	Fair Market Value or Use Value	Total Assessed Value	Fair Market Value or Use Value	Total Assessed Value
Acadia	\$ 74,470,300	\$ 7,447,030	\$ 119,828,700	\$ 11,982,870
Allen	156,874,850	15,687,485	98,202,650	9,820,265
Ascension	109,432,500	10,943,250	152,376,400	15,237,640
Assumption	34,552,900	3,455,290	46,899,900	4,689,990
Avoyelles	92,070,300	9,207,030	90,483,400	9,048,340
Beauregard	36,209,150	3,620,915	124,297,740	12,429,774
Bienville	16,189,000	1,618,900	66,067,700	6,606,770
Bossier	148,113,200	14,811,320	230,313,300	23,031,330
Caddo	519,599,100	51,959,910	724,434,300	72,443,430
Calcasieu	458,741,800	45,874,180	478,805,200	47,880,520
Caldwell	10,715,300	1,071,530	49,649,600	4,964,960
Cameron	10,237,360	1,023,736	77,327,810	7,732,781
Catahoula	17,380,200	1,738,020	70,161,800	7,016,180
Claiborne	24,885,900	2,488,590	69,180,900	6,918,090
Concordia	36,898,400	3,689,840	115,145,500	11,514,550
DeSoto	35,209,140	3,520,914	87,712,170	8,771,217
East Baton Rouge	1,012,134,860	101,213,486	1,286,171,640	128,617,164
East Carroll	13,642,530	1,364,253	62,601,700	6,260,170
East Feliciana	22,836,700	2,283,670	84,269,300	8,426,930
Evangeline	45,780,400	4,578,040	95,235,200	9,523,520
Franklin	41,691,550	4,169,155	74,727,250	7,472,725
Grant	18,432,120	1,843,212	32,008,550	3,200,855
Iberia	149,040,460	14,904,046	167,191,520	16,719,152
Iberville	62,446,380	6,244,638	137,148,720	13,714,872
Jackson	15,357,500	1,535,750	56,868,360	5,686,836
Jefferson	2,283,166,320	228,316,632	2,508,828,360	250,882,360
Jefferson Davis	62,116,600	6,211,660	142,253,900	14,225,390
Lafayette	419,205,600	41,920,560	280,321,770	28,032,177
Lafourche	157,712,300	15,771,230	161,639,600	16,163,960
LaSalle	14,782,200	1,478,220	48,299,700	4,829,970
Lincoln	12,416,700	1,241,670	76,976,400	7,697,540
Livingston	78,833,700	7,883,370	104,691,400	10,469,140
Madison	56,501,540	5,650,154	102,803,940	10,280,394
Morehouse	38,065,500	3,806,550	145,611,400	14,561,140
Natchitoches	51,002,400	5,100,240	127,072,000	12,707,200
Orleans - 1st MD	18,418,900	1,841,890	506,065,680	50,606,680
2nd MD	290,101,340	29,010,134	318,470,460	31,847,046
3rd MD	551,070,970	55,107,097	708,437,220	70,843,722
4th MD	40,307,450	4,030,745	69,824,200	6,982,420
5th MD	184,597,300	18,459,730	182,824,400	18,282,440
6th MD	206,866,650	20,686,665	149,253,050	14,925,305
7th MD	139,108,300	13,910,830	117,052,100	11,705,210
SUBTOTAL	1,400,480,120	140,048,012	2,053,928,110	205,392,811
Ouachita	611,565,100	61,156,510	125,504,460	12,550,446
Plaquemines	68,099,750	6,809,975	251,960,250	25,196,025
Pointe Coupee	49,886,410	4,988,641	169,980,990	16,998,099
Rapides	269,094,350	26,909,435	405,060,650	40,506,065
Red River	12,784,700	1,278,470	48,229,000	4,822,900
Richland	36,238,300	3,623,830	71,425,500	7,142,550
Sabine	42,984,000	4,298,400	114,974,100	11,497,410
St. Bernard	297,272,790	29,727,279	185,908,640	18,590,864
St. Charles	137,240,600	13,724,060	200,810,320	20,081,032
St. Helena	21,901,900	2,190,190	37,992,900	3,799,290
St. James	25,418,600	2,541,860	62,497,340	6,249,734
St. John the Baptist	112,457,600	11,245,760	84,567,680	8,456,768
St. Landry	125,798,500	12,579,850	260,399,500	26,039,950
St. Martin	111,548,620	11,154,862	99,898,320	9,989,832
St. Mary	78,256,530	7,825,653	166,685,450	16,668,545
St. Tammany	550,662,010	55,066,201	665,820,980	66,582,098
Tangipahoa	294,463,180	29,446,318	108,699,010	10,869,901
Tensas	16,883,800	1,688,380	88,604,000	8,860,400
Terrebonne	315,081,350	31,508,135	149,518,900	14,951,890
Union	27,807,800	2,780,780	84,003,400	8,400,340
Vermilion	109,009,100	10,900,910	156,437,300	15,643,730
Vernon	45,404,000	4,540,400	112,901,200	11,290,120
Washington	49,030,700	4,903,070	66,586,400	6,658,640
Webster	45,667,500	4,566,750	74,577,700	7,457,770
West Baton Rouge	66,943,300	6,694,330	89,531,100	8,953,110
West Carroll	25,926,900	2,592,690	34,633,900	3,463,390
West Feliciana	15,545,230	1,554,023	46,798,110	4,679,811
Winn	13,143,500	1,314,350	69,123,600	6,912,360
TOTALS	\$ 11,304,166,300	\$ 1,130,416,630	\$ 14,269,155,190	\$ 1,426,915,519

**10% of Fair Market Value

LOUISIANA TAX COMMISSION

Parish	TABLE NO. 23** IMPROVEMENTS: RESIDENTIAL HOMESTEAD		TABLE NO. 24** IMPROVEMENTS: RESIDENTIAL - OTHER	
	Fair Market Value or Use Value	Total Assessed Value	Fair Market Value or Use Value	Total Assessed Value
Acadia	\$ 313,513,100	\$ 31,351,310	\$	\$
Allen	5,571,400	557,140	15,400,600	1,540,060
Ascension	447,515,900	44,751,590	50,378,400	5,037,840
Assumption	159,627,400	15,962,740	1,068,500	106,850
Ayvelles	269,144,600	26,914,460	65,551,900	6,555,190
Beauregard	188,773,110	18,877,311	17,056,480	1,705,648
Bionville	50,564,200	5,056,420	2,985,800	298,580
Bossier	833,660,100	83,366,010		
Cadde	2,066,787,900	206,678,790	596,218,400	59,621,840
Calcasieu	2,132,391,400	213,239,140	127,819,900	12,781,990
Caldwell	76,905,900	7,690,590	1,693,500	169,350
Cameron	54,511,540	5,451,154	16,062,610	1,606,261
Catahoula	56,949,100	5,694,910	3,692,600	369,260
Clairborne	146,365,600	14,636,560	2,650,100	265,010
Concordia	155,801,000	15,580,100	6,367,500	635,750
DeSoto	226,679,690	22,667,969	8,222,120	822,212
East Baton Rouge	4,268,581,630	426,858,163	931,326,900	93,132,690
East Carroll	61,842,040	6,184,204		
East Feliciana	55,679,700	5,567,970	23,158,400	2,315,840
Evangeline	222,297,200	22,229,720	29,879,700	2,987,970
Franklin	171,611,150	17,161,115	2,490,200	249,020
Grant	100,063,160	10,008,316	8,040,550	804,055
Iberia	561,343,600	56,134,360	88,241,000	8,824,100
Iberville	192,001,000	19,200,100	25,508,600	2,560,860
Jackson	117,554,600	11,755,460	4,614,900	461,490
Jefferson	5,017,953,920	501,795,392	1,279,653,470	127,965,347
Jefferson Davis	236,943,660	23,694,366	27,766,000	2,776,600
Lafayette	1,467,033,700	146,703,370	138,808,900	13,880,690
Lafourche	718,393,000	71,839,300	90,333,400	9,033,340
LaSalle	106,561,100	10,656,110	1,578,700	167,870
Lincoln	343,333,100	34,333,310	94,930,300	9,493,030
Livingston	534,018,900	53,401,890	52,597,800	5,260,780
Madison	44,137,600	4,413,760	5,421,000	542,100
Morehouse	225,948,800	22,594,880	43,430,300	4,343,030
Natchitoches	299,231,000	29,923,100	16,002,400	1,600,240
Orleans - 1st MD	43,731,660	4,373,166	88,877,110	8,887,711
2nd MD	421,147,250	42,114,725	203,977,660	20,397,766
3rd MD	1,777,676,670	177,767,667	637,940,220	63,794,022
4th MD	144,554,140	14,455,414	100,706,430	10,070,643
5th MD	455,143,000	45,514,300	103,622,500	10,362,500
6th MD	660,828,000	66,082,800	393,776,780	39,377,678
7th MD	348,474,500	34,847,450	190,463,800	19,046,380
SUBTOTAL	4,081,855,240	408,185,524	1,719,264,500	171,926,450
Ouachita	1,491,458,300	149,145,830	105,870,000	10,587,000
Plaquemines	177,810,300	17,781,030	261,650	26,165
Pointe Coupee	166,643,650	16,664,355	35,931,450	3,593,145
Rapides	1,013,789,360	101,378,936	162,886,730	16,288,673
Red River	65,428,500	6,542,850	15,497,400	1,549,740
Richland	182,615,300	18,261,530		
Sabine	158,299,800	15,829,990	8,531,600	853,160
St. Bernard	717,592,360	71,759,236	229,697,380	22,969,738
St. Charles	550,648,960	55,064,896	59,059,990	5,905,999
St. Helena	80,497,100	8,049,710	6,055,600	605,560
St. James	154,804,830	15,480,483	7,778,660	777,866
St. John the Baptist	440,055,920	44,005,592		
St. Landry	541,735,800	54,173,580	19,829,500	1,982,950
St. Martin	295,607,490	29,560,749	8,316,790	831,679
St. Mary	268,939,600	26,893,960	113,129,640	11,312,964
St. Tammany	1,900,684,140	190,088,414	297,426,570	29,742,557
Tangipahoa	758,135,500	75,813,550	34,239,640	3,423,964
Tensas	48,157,000	4,815,700	21,262,700	2,126,270
Terrebonne	750,112,050	75,011,205	10,818,000	1,081,800
Union	165,777,600	16,577,760	53,538,000	5,353,800
Vermilion	383,966,700	38,396,670	92,279,500	9,227,950
Vernon	231,571,400	23,157,140	83,367,900	8,336,790
Washington	262,571,400	26,257,140	26,450,200	2,645,020
Webster	329,084,500	32,908,450	5,374,500	537,450
West Baton Rouge	144,827,900	14,482,790	48,276,900	4,827,690
West Carroll	99,421,500	9,942,150	1,256,300	125,630
West Feliciana	62,824,900	6,282,490	23,837,700	2,383,770
Winn	117,676,550	11,767,655	1,850,100	185,010
TOTALS	\$ 37,730,424,290	\$ 3,773,042,429	\$ 7,271,228,910	\$ 727,122,893

**10% of Fair Market Value

Parish	TABLE NO. 25*** IMPROVEMENTS: ALL OTHER		TABLE NO. 26*** INVENTORIES	
	Fair Market Value or Use Value	Total Assessed Value	Fair Market Value or Use Value	Total Assessed Value
Acadia	\$ 69,106,600	\$ 10,365,990	\$ 43,423,000	\$ 6,513,450
Allen	24,557,533	3,683,630	19,545,333	2,977,250
Ascension	161,333,133	24,199,970	283,587,000	42,505,140
Assumption	32,685,667	4,902,850	81,983,467	12,297,520
Avoyelles	41,655,500	6,248,340	28,427,800	4,264,170
Beauregard	57,690,273	8,553,641	55,040,967	8,256,145
Bienvenue	48,469,200	7,270,360	125,836,133	18,875,420
Bossier	340,193,133	61,029,070	129,990,133	19,496,520
Caddo	914,947,933	137,152,190	580,559,800	87,143,970
Calcasieu	1,452,921,467	217,848,220	471,259,600	70,985,940
Caldwell	6,197,133	929,670	6,524,400	978,660
Cameron	5,530,053	829,608	31,513,133	4,726,970
Catahoula	13,026,600	1,998,990	8,774,467	1,316,170
Clatborne	22,009,933	3,346,490	22,968,533	3,445,260
Concordia	34,430,733	6,165,610	15,599,467	2,359,920
DeSoto	26,695,680	4,004,352	28,825,480	4,323,622
East Baton Rouge	1,707,432,647	256,114,897	851,784,667	127,767,700
East Carroll	17,034,993	2,656,699	5,929,040	889,956
East Feliciana	8,071,267	1,210,600	4,591,333	668,700
Evangeline	40,114,667	6,017,050	78,803,600	11,920,640
Franklin	33,485,567	5,022,635	22,338,473	3,350,770
Grant	3,721,213	558,182	21,474,040	3,221,106
Iberia	167,892,567	25,182,385	95,307,867	14,296,160
Iberville	75,117,600	11,267,640	162,702,200	24,405,030
Jackson	2,101,267	3,165,190	25,572,200	3,805,890
Jefferson	2,023,256,453	304,488,468	814,615,847	122,192,377
Jefferson Davis	59,890,067	8,997,010	26,004,867	3,900,730
Lafayette	363,365,207	54,503,881	238,849,667	35,827,450
Lafourche	94,368,267	14,158,390	63,717,533	9,557,630
LaSalle	15,399,033	2,309,705	11,149,280	1,672,962
Lincoln	102,637,467	15,395,620	49,330,667	7,364,660
Livingston	53,334,933	7,999,940	23,811,867	3,571,780
Madison	21,858,667	3,293,950	7,909,207	1,186,461
Morehouse	61,868,867	9,283,330	57,701,200	8,655,180
Natchitoches	69,771,133	10,465,670	30,064,400	4,509,660
Orleans - 1st MD	1,171,487,947	175,723,192	114,737,067	17,210,363
2nd MD	454,199,587	65,129,938	66,138,753	9,919,313
3rd MD	504,364,227	75,694,634	167,121,953	28,068,743
4th MD	70,306,467	10,546,270	14,580,647	2,167,097
5th MD	150,445,500	22,566,870	10,899,867	1,634,980
6th MD	109,769,373	16,465,406	22,821,933	3,423,290
7th MD	72,591,530	10,898,587	11,453,423	1,719,015
SUBTOTAL	2,593,165,980	379,974,897	427,746,673	64,162,004
Ouachita	501,495,333	76,234,450	357,620,000	53,643,000
Plaquemines	119,556,467	17,933,470	225,803,000	33,870,450
Pointe Coupee	28,118,667	4,217,800	16,104,540	2,415,661
Rapides	410,610,759	61,591,613	168,833,833	25,325,075
Red River	11,569,667	1,735,450	10,949,133	1,642,370
Richland	26,379,200	3,956,880	31,121,733	4,668,260
Sabine	75,359,133	11,303,870	26,048,400	3,907,260
St. Bernard	155,990,260	23,398,539	117,091,047	17,563,667
St. Charles	3,769,533	565,430	1,807,067	266,060
St. Helena	36,231,660	5,434,749	183,108,073	27,466,211
St. James	84,445,453	12,606,818	190,762,907	28,614,436
St. John the Baptist	251,366,333	37,704,950	192,640,667	28,896,130
St. Landry	47,660,867	7,149,130	48,456,667	7,268,800
St. Martin	136,035,440	20,255,316	114,913,147	17,236,972
St. Tammany	238,603,360	35,790,504	112,891,680	16,933,752
Tangipahoa	142,719,833	21,407,975	11,265,453	1,669,818
Tensas	15,215,600	2,292,340	3,455,167	518,275
Terrebonne	283,678,433	42,636,765	104,951,433	15,742,715
Union	18,295,867	2,744,380	14,357,133	2,153,570
Vermilion	69,977,333	10,496,600	68,718,533	10,307,780
Vernon	41,356,267	6,203,440	20,450,400	3,052,560
Washington	51,681,200	7,782,180	26,130,667	3,919,600
Webster	97,717,233	14,657,585	66,606,667	9,991,000
West Baton Rouge	61,194,933	9,179,240	160,222,467	24,033,370
West Carroll	9,137,533	1,370,630	9,245,067	1,386,760
West Feliciana	33,008,887	4,951,333	23,254,987	3,488,248
Winn	25,076,667	3,761,350	21,694,200	3,254,130
TOTALS	\$ 13,699,107,447	\$ 2,054,866,117	\$ 7,617,920,853	\$ 1,142,688,128

***15% of Fair Market Value

Parish	TABLE NO. 27*** MACHINERY & EQUIPMENT		TABLE NO. 28*** BUSINESS FURNITURE & FIXTURES	
	Fair Market Value or Use Value	Total Assessed Value	Fair Market Value or Use Value	Total Assessed Value
Acadia	\$ 72,437,467	\$ 10,865,620	\$ 6,403,533	\$ 960,530
Allen	17,465,800	2,619,870	3,063,067	459,460
Ascension	687,925,800	103,188,870	16,809,933	2,521,490
Assumption	53,364,533	8,004,680	4,424,400	663,660
Ayvelles	11,225,400	1,683,810	6,096,600	914,490
Beauregard	191,838,933	28,775,540	5,854,033	878,105
Bienville	31,662,600	4,749,390	3,681,533	552,230
Bossier	103,119,400	15,467,910	31,505,933	4,725,890
Caddo	131,876,400	19,781,460	117,569,933	17,634,590
Calcasieu	131,612,933	19,741,940	67,637,533	10,145,630
Caldwell	3,292,867	493,300	2,414,067	362,110
Camoron	59,446,733	8,917,010	979,200	145,980
Catahoula	3,037,667	466,650	1,221,200	183,180
Claiborne	19,667,800	2,950,170	2,740,400	411,060
Concordia	8,254,467	1,238,170	5,322,067	796,310
DeSoto	37,653,547	5,648,032	5,710,180	856,527
East Baton Rouge	981,100,333	147,165,050	231,012,000	34,651,800
East Carroll	4,072,187	610,828	926,707	138,856
East Feliciana	8,811,667	1,321,750	1,373,400	206,010
Evangeline	32,718,400	4,907,760	10,686,133	1,602,920
Franklin	10,849,000	1,627,350	4,103,600	615,540
Grant	19,744,153	2,961,823	195,533	29,330
Iberia	55,224,600	8,283,690	28,224,067	4,233,610
Iberville	441,642,067	66,246,310	6,222,733	933,410
Jackson	70,079,733	10,511,960	3,571,567	535,760
Jefferson	478,198,680	71,729,802	220,342,807	33,081,421
Jefferson Davis	32,099,000	4,814,700	6,884,200	1,032,630
Lafayette	211,588,033	31,737,755	73,096,933	10,964,390
Lafourche	60,736,800	9,110,370	13,459,000	2,018,856
LaSalle	17,255,567	2,588,335	2,971,507	445,726
Lincoln	56,271,808	8,440,770	11,051,000	1,657,650
Livingston	15,943,408	2,301,510	7,614,467	1,142,170
Madison	6,165,527	924,979	2,164,940	324,741
Morehouse	94,661,733	14,199,260	5,714,133	857,120
Natchitochas	55,907,800	8,536,170	10,389,400	1,568,410
Orleans - 1st MD	191,681,273	28,737,191	260,943,240	39,141,486
2nd MD	32,975,800	4,946,370	39,631,800	5,854,770
3rd MD	167,686,347	25,152,952	50,148,327	7,522,249
4th MD	6,176,820	926,623	5,189,207	766,381
5th MD	21,927,200	3,199,080	11,282,733	1,692,410
6th MD	32,824,633	4,923,680	13,590,333	2,038,550
7th MD	5,705,800	866,670	6,148,300	922,245
SUBTOTAL	458,277,773	69,741,666	386,253,940	57,938,091
Ouachita	407,712,333	61,156,850	104,520,667	15,678,100
Plaquemines	315,926,533	47,388,980	6,209,600	931,440
Pointe Coupee	16,433,153	2,464,973	4,606,167	690,925
Rapides	161,065,773	24,159,866	41,308,953	6,196,343
Red River	25,966,800	3,895,020	1,829,533	274,430
Richland	15,750,200	2,362,530	6,110,533	916,580
Sabine	27,127,200	4,069,080	4,184,733	627,710
St. Bernard	186,616,347	27,977,462	13,136,060	1,970,409
St. Charles	829,148,093	124,372,214	23,066,000	3,469,900
St. Helena	4,074,000	611,100	268,800	40,320
St. James	375,023,207	56,253,481	3,591,100	538,665
St. John the Baptist	275,072,507	41,260,676	7,079,007	1,061,861
St. Landry	19,183,800	2,877,570	15,185,400	2,277,810
St. Martin	50,182,567	7,527,385	4,914,580	737,187
St. Mary	60,701,267	12,105,190	24,736,867	3,710,630
St. Tammany	65,470,133	12,820,520	39,942,200	5,991,390
Tangipahoa	4,008,067	601,210	21,929,027	3,289,354
Tensas	152,624,900	22,893,735	1,361,000	204,150
Terrebonne	18,980,600	2,847,090	34,863,367	5,229,505
Union	30,193,467	4,529,020	1,640,800	246,120
Vermilion	17,335,800	2,600,370	7,904,200	1,185,630
Vernon	66,399,000	9,959,860	6,317,000	947,550
Washington	33,766,533	5,064,980	6,103,667	915,650
Webster	344,399,400	51,659,910	12,444,000	1,866,600
West Baton Rouge	5,246,867	787,030	7,866,133	1,180,220
West Carroll	78,047,253	11,707,088	1,545,067	231,760
West Feliciana	32,701,133	4,905,170	3,622,553	543,383
Winn			3,423,533	513,530
TOTALS	\$ 8,334,683,533	\$ 1,250,202,530	\$ 1,717,390,327	\$ 257,608,649

***15% of Fair Market Value

TWENTY-FIFTH BIENNIAL REPORT

Parish	TABLE NO. 29*** MISCELLANEOUS PERSONAL PROPERTY		TABLE NO. 30*** WATERCRAFT	
	Fair Market Value or Use Value	Total Assessed Value	Fair Market Value or Use Value	Total Assessed Value
Acadia	\$ 8,243,400	\$ 1,236,510	\$	\$
Allen	2,164,733	324,710
Ascension	9,736,600	1,460,370	1,017,600	152,640
Assumption	478,333	71,750	25,143,933	3,771,500
Avoyelles	1,092,000	162,750
Beauregard	1,484,067	222,510
Bienville	1,662,000	249,300
Bossier	2,415,600	362,340
Cadno	340,863,933	51,144,590
Calcasieu	24,658,733	3,698,810	9,065,400	1,359,810
Caldwell	4,550,400	682,550
Cameron	7,288,600	1,094,790	31,921,000	4,788,150
Catahoula	1,998,133	299,670
Claiborne	4,163,133	624,470
Concordia	1,865,933	279,890	56,667	6,500
DeSoto	12,397,560	1,859,634
East Baton Rouge	43,590,667	6,539,950	1,630,000	244,500
East Carroll	193,927	29,089	26,693	4,004
East Feliciana	3,080,333	462,050
Evangeliste	2,720,467	408,070
Franklin	960,167	144,025
Grant	75,407	11,011
Iberia	69,419,800	10,412,970	5,287,533	793,130
Iberville	8,878,467	1,346,770	404,267	60,640
Jackson	1,737,333	260,600
Jefferson	230,882,220	34,632,333	13,643,600	2,046,540
Jefferson Davis	5,003,267	1,200,490
Lafayette	169,211,600	25,381,740
Lafourche	102,288,933	15,343,940	79,903,733	11,085,560
LaSalle	2,447,887	367,183	727,933	109,190
Lincoln	5,659,600	1,298,040
Livingston
Madison	1,680,500	237,087
Morehouse	35,892,667	5,839,900
Natchitoches	2,525,500	378,670
Orleans - 1st MD	92,200,500	13,830,375	748,913	112,337
2nd MD	16,059,333	2,408,900	1,058,067	158,710
3rd MD	36,046,727	5,407,009	3,266,747	490,012
4th MD	810,673	121,601
5th MD	4,349,539	652,340	186,267	27,940
6th MD	5,246,733	787,010	17,606,667	2,641,000
7th MD	2,363,733	367,560	30,600	4,590
SUBTOTAL	157,099,233	23,564,885	22,897,260	3,434,589
Ourachita	34,182,000	5,127,300	77,667	11,650
Plaquemines	342,691,000	51,384,650	133,239,600	19,956,940
Poinde Coupee	12,743,433	1,911,515
Rapides	16,967,447	2,545,117
Red River	521,267	78,190
Richland	1,569,800	235,470
Sabine	2,387,133	368,070
St. Bernard	12,180	1,827	1,164,273	174,641
St. Charles	14,894,633	2,232,695	3,036,140	456,421
St. Helena	3,478,867	521,830
St. James	4,362,533	654,380	8,920,267	1,338,094
St. John the Baptist	7,651,287	1,147,693	6,176,960	926,390
St. Landry	110,264,800	16,539,720
St. Martin	4,219,880	632,982	1,556,100	293,415
St. Mary	96,934,200	14,540,130	72,344,867	10,851,730
St. Tammany	7,187,867	1,078,180	125,000	18,750
Tangipahos	77,677,153	11,651,573
Tensas	3,496,733	524,510
Terrebonne	84,874,133	12,731,120	62,205,067	9,330,760
Union	5,634,533	845,180
Vermilion	123,124,200	18,468,630	58,751,267	8,812,690
Vernon	2,232,260	334,980
Washington	1,104,000	165,600
Webster	28,316,287	4,247,440
West Baton Rouge	10,282,600	1,542,390	1,230,467	184,570
West Carroll	615,667	92,350
West Feliciana	1,012,400	151,860
Winn	1,521,800	228,270
TOTALS	\$ 2,277,406,727	\$ 341,611,009	\$ 504,552,203	\$ 80,182,844

***15% of Fair Market Value

LOUISIANA TAX COMMISSION

Parish	TABLE NO. 31*** AIRCRAFT		TABLE NO. 32*** CREDITS Insurance & Finance Cos.	
	Fair Market Value or Use Value	Total Assessed Value	Fair Market Value or Use Value	Total Assessed Value
Acadia	\$	\$	\$ 979,467	\$ 146,920
Allen	16,000	2,400	63,600	9,570
Ascension			246,400	37,260
Assumption	484,133	72,620	914,267	137,140
Avoyelles			675,667	86,380
Beauregard			666,733	85,010
Bienville			248,533	37,280
Bossier	809,533	121,430	5,937,733	890,660
Caddo	7,640,333	1,146,050	9,380,467	1,407,070
Calcasieu	5,786,800	868,020	1,367,600	205,170
Caldwell				
Cameron	9,719,133	1,467,870		
Catahoula	10,000	1,500		
Claiborne			13,333	2,000
Concordia	2,667	400	39,867	5,080
DeSoto			111,593	16,739
East Baton Rouge	5,628,667	844,300	93,699,333	14,054,960
East Carroll			15,000	2,250
East Feliciana			80,000	12,000
Evangeline				
Franklin			50,000	7,500
Grant				
Iberia	1,659,733	248,960	91,000	13,650
Iberville			915,867	137,380
Jackson	89,333	13,400	140,000	21,000
Jefferson	41,030,627	6,154,594	76,983,700	11,547,555
Jefferson Davis	381,800	57,270	20,267	3,040
Lafayette	14,840,867	2,226,130	3,096,000	464,400
Lafourche	8,653,133	1,297,970	492,733	74,810
LaSalle				
Lincoln	2,782,333	417,350	6,709,533	1,006,430
Livingston				
Madison				
Morehouse	99,067	13,960	51,000	7,650
Natchitoches	238,200	35,730		
Orleans - 1st MD			19,871,807	2,980,771
2nd MD			255,000	38,250
3rd MD			8,884,400	1,332,660
4th MD				
5th MD				
6th MD			8,600	1,320
7th MD			2,491,800	379,770
SUBTOTAL			31,511,807	4,726,771
Ouachita	8,209,667	1,231,450	27,366,667	4,105,000
Plaquemines	21,176,300	3,176,445	28,274,533	4,241,180
Pointe Coupee	6,667	1,000	4,484,200	672,630
Rapides	1,214,667	182,191	2,369,940	355,491
Red River			130,000	19,500
Richland			29,400	4,410
Sabine				
St. Bernard			52,447	7,867
St. Charles	1,095,047	164,257		
St. Helena				
St. James	16,667	2,500	36,333	5,450
St. John the Baptist	2,500	375	36,667	5,600
St. Landry	73,333	11,000	654,933	98,240
St. Martin	19,287	2,893	33,380	5,007
St. Mary	8,657,333	1,299,600	168,533	25,280
St. Tammany	217,667	32,650	2,681,467	432,220
Thangipahoa				
Tensas				
Terrebonne			518,933	77,540
Union	78,800	11,820		
Vermilion	22,630,867	3,394,630	164,800	24,720
Vernon	38,600	5,790		
Washington	23,000	3,450	278,333	41,750
Webster	9,533	1,430	988,867	148,330
West Baton Rouge	81,067	12,160		
West Carroll			26,667	4,000
West Feliciana	6,667	1,000		
Winn			2,000	300
TOTALS	\$ 163,423,967	\$ 24,513,596	\$ 302,800,200	\$ 45,420,030

***15% of Fair Market Value

Parish	TABLE NO. 33*** FINANCIAL INSTITUTIONS		TABLE NO. 34*** LEASED EQUIPMENT	
	Fair Market Value or Use Value	Total Assessed Value	Fair Market Value or Use Value	Total Assessed Value
Acadia	\$ 15,409,400	\$ 2,311,410	\$	\$
Allen	7,580,467	1,182,070	365,533	54,990
Ascension	10,164,933	1,524,740	379,067	56,260
Assumption	5,696,267	854,740	716,667	107,500
Aveyalles	8,028,467	1,204,270	737,667	110,650
Beauregard	12,215,500	1,832,370	1,997,733	299,660
Bienvenue	4,019,533	602,930
Bossier	15,306,200	2,295,930	802,020
Caddo	50,948,967	7,642,930	40,327,867	6,849,180
Calcasieu	54,829,467	8,224,420	13,960,733	2,094,110
Caldwell	5,390,567	809,600
Cameron	7,830,533	1,174,560	464,800	69,720
Catahoula	7,114,400	1,067,160
Claiborne	2,361,400	364,210
Concordia	17,248,267	2,567,240
DeSoto	3,121,933	468,290
East Baton Rouge	97,172,567	14,575,900	47,712,667	7,156,900
East Carroll	2,612,933	391,940	109,773	16,466
East Feliciana	4,680,067	741,010
Evangeline	11,610,200	1,741,530	4,523,067	678,460
Franklin	6,712,500	1,006,920
Grant	2,269,133	340,370	33,260	4,989
Iberia	13,354,533	2,003,180	4,200,200	630,030
Iberville	9,971,500	1,495,740
Jackson	6,290,933	943,640	6,285,800	942,870
Jefferson	56,839,647	8,525,947
Jefferson Davis	19,826,467	2,873,970
Lafayette	40,139,800	6,020,970	21,464,667	3,219,730
Lafourche	32,033,600	4,805,400
LaSalle	1,369,267	205,390
Lincoln	11,029,067	1,654,360	7,705,733	1,155,860
Livingston	6,114,267	917,140	5,939,133	890,870
Madison	4,103,500	615,540
Morehouse	11,319,567	1,697,550
Natchitoches	4,933,467	725,820
Orleans - 1st MD	164,209,067	24,631,360	46,332,747	6,849,912
2nd MD	21,214,467	3,182,170	13,723,000	2,058,450
3rd MD	19,918,467	2,972,770	16,517,893	2,477,684
4th MD	1,714,067	267,110	4,646,160	696,924
5th MD	10,480,067	1,672,010	5,625,400	843,810
6th MD	10,859,467	1,628,770	13,132,467	1,969,870
7th MD	3,601,467	1,440,220	4,249,620	637,443
SUBTOTAL	237,986,067	35,684,410	104,227,267	15,634,093
Ouachita	48,295,000	7,244,250
Plaquemines	5,913,933	872,090	4,014,767	602,215
Pointe Coupee	5,580,067	837,010	1,063,053	159,458
Rapides	22,391,533	3,358,730
Red River	395,500	59,340
Richland	9,544,133	1,431,620	39,800	5,970
Sabine	5,290,400	793,560
St. Bernard	15,017,733	2,262,060
St. Charles	6,014,733	902,210	12,245,460	1,836,822
St. Helena	3,312,733	496,910
St. James	9,345,267	1,401,790	5,020,767	761,115
St. John the Baptist	5,577,267	836,590	4,634,067	695,110
St. Landry	30,298,800	4,544,820
St. Martin	16,505,933	2,325,890
St. Mary	23,232,133	3,184,820	708,133	106,226
St. Thibaud	20,784,800	3,117,720	3,653,053	547,958
Tangipahoa	10,340,200	1,551,030	10,463,400	1,569,510
Tensas	6,114,667	917,200
Terrebonne	9,631,067	1,444,660
Union	4,701,800	705,270	4,104,533	615,680
Vermilion	27,122,600	4,065,390	6,133,333	920,000
Vernon	4,936,600	749,700	1,046,600	157,290
Washington	14,170,867	2,125,630
Webster	17,142,467	2,571,370
West Baton Rouge	2,751,933	412,700	1,479,400	221,910
West Carroll	2,322,000	348,300	135,733	20,360
West Feliciana	1,361,267	204,190	69,060	8,850
Winn	2,757,133	413,670
TOTALS	\$ 1,195,563,047	\$ 170,334,457	\$ 315,955,973	\$ 48,195,416

***15% of Fair Market Value

Parish	TABLE NO. 35*** DRILLING RIGS		TABLE NO. 36*** PIPELINES	
	Fair Market Value or Use Value	Total Assessed Value	Fair Market Value or Use Value	Total Assessed Value
Acadia	\$ 2,351,667	\$ 352,750	\$ 17,252,533	\$ 2,587,880
Allen	1,248,000	187,200	667,667	98,650
Ascension	154,667	23,200	19,613,333	2,942,000
Assumption	536,600	80,490	27,946,733	4,192,010
Avoyelles			519,467	77,920
Beauregard			660,467	99,070
Bienville	1,002,333	150,350	4,438,133	665,720
Bossier	395,733	59,360	3,035,733	455,360
Caddo				
Cadieux	2,265,000	339,750	14,251,000	2,137,650
Caldwell			3,012,000	451,800
Cameron	10,445,400	1,566,810	51,464,333	7,719,650
Catahoula				
Claiborne	4,755,333	713,300	5,733,200	859,980
Concordia	259,067	38,860	382,500	57,420
DeSoto	820,920	123,138	893,380	134,007
East Baton Rouge	66,667	10,000	6,446,000	966,900
East Carroll				
East Feliciana	97,200	14,580		
Evangeline	590,660	88,500	3,067,333	460,100
Franklin			66,000	9,900
Grant			8,483,093	1,272,464
Iberia	6,358,400	955,260	13,088,533	1,963,280
Iberville	2,116,400	317,460	59,733,267	8,959,950
Jackson	188,933	28,340	3,150,000	472,500
Jefferson	356,893	53,534	9,528,353	1,429,253
Jefferson Davis	1,352,600	202,890	9,761,200	1,464,180
Lafayette	3,963,860	594,570	9,630,133	1,444,520
Lafourche	4,829,600	739,440	58,775,667	8,616,350
LaSalle	41,000	6,240	2,699,533	404,930
Lincola	1,111,200	166,680	9,279,667	1,391,950
Livingston	216,000	32,400	3,141,133	471,170
Madison				
Morehouse			11,482,333	1,722,350
Natchitoches			8,730,533	1,309,580
Orleans - 1st MD				
2nd MD				
3rd MD				
4th MD				
5th MD				
6th MD				
7th MD				
SUBTOTAL				
Ouachita			17,214,667	2,582,200
Plaquemines	10,089,600	1,513,440	33,565,533	5,034,830
Pointe Coupee	188,367	28,255	8,898,320	1,334,748
Rapides			16,208,427	2,431,264
Red River			1,897,667	284,650
Richland				
Sabine	155,000	23,250	2,396,267	359,440
St. Bernard	187,533	28,130	9,690,087	1,463,513
St. Charles	36,000	5,400	25,857,853	3,848,678
St. Helena				
St. James			12,213,400	1,832,010
St. John the Baptist			6,364,393	954,659
St. Landry	312,867	46,930	9,676,600	1,451,490
St. Martin	2,721,807	408,271	25,241,467	3,786,220
St. Mary	901,933	135,290	23,431,733	3,514,760
St. Tammany				
Tangipahoa				
Tensas			1,966,000	294,900
Terrebonne			32,294,500	4,844,220
Union	37,000	5,550	19,729,533	2,959,430
Vermilion	10,628,933	1,594,340	58,468,267	8,920,240
Vernon				
Washington			861,400	129,210
Webster	2,709,267	406,390	7,267,933	1,090,190
West Baton Rouge	618,800	92,820	17,439,533	2,615,930
West Carroll				
West Feliciana			992,333	148,850
Winn	358,800	53,820	7,448,867	1,117,330
TOTALS	\$ 74,879,920	\$ 11,186,988	\$ 706,848,640	\$ 106,027,296

***15% of Fair Market Value

Parish	TABLE NO. 37*** OIL & GAS SUBSURFACE EQUIPMENT			TABLE NO. 38*** OIL & GAS SURFACE EQUIPMENT	
	Number of Wells	Fair Market Value or Use Value	Total Assessed Value	Fair Market Value or Use Value	Total Assessed Value
Acadia	924	\$ 44,422,733	\$ 6,669,410	\$ 22,306,933	\$ 3,346,040
Allen	104	5,244,600	1,236,690	3,342,000	501,300
Ascension	133	2,561,200	384,180	9,295,133	1,394,420
Assumption	20,503,733	3,076,560	4,086,339	612,950
Avoyelles	117	6,939,000	1,040,850	1,699,339	254,000
Beauregard	241	14,263,600	2,139,540	3,027,667	454,150
Bienville	472	31,885,267	4,789,790	23,534,467	3,530,170
Bossier	1,889	25,720,133	3,858,020	18,690,733	2,803,610
Caddo	15,900	41,146,887	6,172,030	39,383,267	5,907,490
Calcasieu	679	24,016,533	3,692,489	42,875,290	6,431,280
Caldwell	144	2,776,467	416,470	2,514,867	377,230
Cameron	1,214	89,749,400	13,312,410	37,695,600	5,654,340
Catahoula	358	7,414,600	1,112,190	3,860,133	579,020
Clatborne	1,651	61,214,700	9,182,205	35,028,200	5,254,230
Coceordia	543	18,492,467	2,773,870	5,838,200	875,730
DeSoto	1,266	22,729,999	3,409,499	13,445,280	2,016,792
East Baton Rouge	17,914,333	2,687,150	8,937,000	1,340,550
East Carroll	589,567	88,435
East Feliciana	2	46,733	7,010
Evangeliste	256	21,314,467	3,197,170	16,798,800	2,519,820
Franklin	35	674,600	101,190	652,067	97,910
Grant	240,753	36,113	241,500	36,225
Iberia	743	67,881,933	10,182,290	29,166,933	4,373,540
Iberville	622	28,168,600	4,225,290	12,247,667	1,837,150
Jackson	86	7,662,933	1,149,440	2,922,533	438,380
Jefferson	39,642,553	5,946,383	25,433,027	3,814,954
Jefferson Davis	261	24,953,133	3,742,970	17,085,867	2,562,680
Lafayette	113	19,436,000	2,915,400	4,384,267	657,640
Lafourche	2,093	162,239,867	24,335,980	46,428,933	6,964,340
LaSalle	2,398	13,333,067	1,999,960	12,366,467	1,854,970
Lincoln	394	25,093,400	3,764,010	19,257,000	2,888,550
Livingston	112	14,788,400	2,218,260	5,735,133	860,270
Madison	27	354,447	53,167	274,133	41,120
Marshouse	1,524	6,979,200	1,046,680	3,509,800	526,470
Natchitoches	155	4,259,267	638,690	2,189,467	328,420
Orleans - 1st MD
2nd MD
3rd MD
4th MD
5th MD
6th MD
7th MD
SUBTOTAL
Ouachita	2,069	17,654,333	2,649,000	11,940,000	1,791,000
Plaquemines	5,629	303,828,667	54,574,300	207,724,400	31,168,660
Pointe Coupee	290	59,538,687	8,930,893	12,527,773	1,879,166
Rapides	75	2,125,373	318,606	1,652,553	247,883
Red River	396	3,583,200	537,480	3,340,067	501,010
Richland	372	3,390,633	508,580	7,076,933	1,051,390
Sabine	906	5,961,633	894,230	5,147,200	772,080
St. Bernard	330	14,582,627	2,187,379	17,284,367	2,502,655
St. Charles	557	35,867,880	5,380,182	33,723,773	5,058,566
St. Helena	6,232,633	934,680	841,200	126,180
St. James	3,708,067	556,210	12,393,400	1,869,010
St. John the Baptist	35	2,210,867	331,630	1,691,733	253,760
St. Landry	391	23,020,267	3,453,040	7,865,133	1,179,770
St. Martin	906	54,672,267	8,200,840	20,841,127	3,126,169
St. Mary	1,783	177,129,680	26,569,440	45,564,533	6,834,680
St. Tammany	92,500	13,875	32,873	4,931
Tangipahoa	8,102,467	1,215,370	2,741,333	411,200
Tensas	187	285,873,633	42,851,045	100,519,033	15,077,855
Terrebonne	32,644,333	4,896,650	17,067,533	2,569,130
Union	6,650	141,182,633	21,177,380	35,941,000	5,391,160
Vernon	875
Washington	2,624,400	393,660	337,867	60,680
Webster	766	43,936,000	6,590,400	16,873,800	2,531,070
West Baton Rouge	26	5,689,400	864,910	1,564,467	234,670
West Carroll	17,633	2,630	87,000	13,050
West Feliciana	2,251,999	337,790
Win	1,147	3,851,667	577,750	3,770,867	565,630
TOTALS	\$ 56,591	\$ 2,175,646,913	\$ 326,347,037	\$ 1,043,377,473	\$ 156,506,621

***15% of Fair Market Value

Parish	TABLE NO. 39**** PUBLIC SERVICE CORPORATIONS	
	Total Assessed Value	
Acadia	\$	36,046,020
Allen		15,136,350
Ascension		32,638,140
Assumption		9,707,870
Avoyelles		12,398,020
Beauregard		20,624,550
Bienville		50,406,700
Bossier		26,920,260
Cadde		107,342,830
Calcasieu		92,495,550
Caldwell		6,051,920
Cameron		43,375,110
Catahoula		4,959,940
Claiborne		9,908,880
Concordia		7,669,650
DeSoto		20,447,800
East Baton Rouge		188,045,390
East Carroll		8,482,280
East Feliciana		21,979,170
Evangeline		29,393,990
Franklin		9,978,960
Grant		8,143,800
Iberia		26,993,350
Iberville		54,715,380
Jackson		8,074,240
Jefferson		150,233,440
Jefferson Davis		25,306,040
Lafayette		50,823,220
Lafourche		50,499,480
LaSalle		12,246,540
Lincoln		30,206,030
Livingston		23,519,370
Madison		7,202,730
Morehouse		17,721,320
Natchitoches		19,648,120
Orleans — 1st MD		69,445,450
2nd MD		10,147,550
3rd MD		73,507,140
4th MD		2,846,880
5th MD		9,536,050
6th MD		9,014,410
7th MD		6,525,880
SUB-TOTAL		180,823,390
Ouachita		67,736,380
Plaquemines		73,300,150
Pointe Coupee		30,012,770
Rapides		58,934,720
Red River		8,540,280
Richland		12,985,670
Sabine		14,723,720
St. Bernard		23,963,900
St. Charles		68,758,980
St. Helena		13,896,240
St. James		34,278,000
St. John the Baptist		17,040,000
St. Landry		55,895,540
St. Martin		15,680,030
St. Mary		43,877,350
St. Tammany		51,343,140
Thangipahoa		26,941,220
Tensas		2,488,810
Terrebonne		50,607,150
Union		11,019,960
Vermilion		30,420,850
Vernon		17,072,720
Washington		22,722,620
Webster		16,514,150
West Baton Rouge		17,723,390
West Carroll		19,470,900
West Feliciana		9,585,280
Winn		8,560,610
TOTALS	\$	2,244,260,370

TABLE NO. 40
STATEMENT SHOWING ASSESSED VALUE BY PARISHES OF
ALL REAL ESTATE, PERSONAL PROPERTY AND PROPERTY
OF PUBLIC SERVICE CORPORATIONS IN THE
STATE OF LOUISIANA FOR THE YEAR 1991
(1992 IN ORLEANS PARISH)

Parish	TABLE NO. 40 STATEMENT SHOWING ASSESSED VALUE BY PARISHES OF ALL REAL ESTATE, PERSONAL PROPERTY AND PROPERTY OF PUBLIC SERVICE CORPORATIONS IN THE STATE OF LOUISIANA FOR THE YEAR 1991 (1992 IN ORLEANS PARISH)			
	Real Estate	Personal Property	Public Service	Total
Acadia	\$ 61,147,200	\$ 34,984,520	\$ 36,046,020	\$ 132,177,740
Allen	31,288,580	9,654,150	15,136,950	56,079,680
Ascension	100,170,290	156,224,170	32,638,140	289,032,600
Assumption	29,113,720	33,942,210	9,707,870	72,763,800
Avoyelles	58,004,280	9,799,290	12,398,020	80,201,590
Beauregard	45,187,219	43,042,500	20,624,650	108,854,369
Bienville	21,861,050	34,195,580	50,406,700	106,463,330
Bossier	172,237,630	51,341,050	25,920,260	250,498,940
Caddo	557,856,160	204,028,760	107,342,830	869,227,750
Calcasieu	543,626,960	129,839,010	92,495,650	765,960,620
Caldwell	14,245,990	4,671,360	6,031,920	24,949,270
Cameron	16,643,440	50,628,280	43,375,110	110,646,830
Catahoula	17,817,360	5,014,740	4,959,940	27,792,040
Claiborne	27,654,740	23,796,905	9,608,880	61,060,525
Concordia	39,485,750	11,003,390	7,669,650	58,158,790
DeSoto	39,786,684	18,856,480	20,447,800	79,090,964
East Baton Rouge	1,006,136,400	358,005,600	168,045,390	1,552,187,390
East Carroll	16,363,762	2,171,224	8,462,288	27,017,266
East Feliciana	23,805,100	3,414,110	21,979,170	49,193,380
Evangeline	45,336,300	27,424,870	29,393,980	102,155,160
Franklin	34,074,350	6,961,006	9,978,960	51,014,316
Grant	17,014,620	7,913,231	8,143,600	33,071,451
Iberia	121,764,033	68,389,770	26,993,350	207,147,153
Iberville	52,978,210	109,965,470	54,715,380	217,659,060
Jackson	22,634,860	19,153,710	8,074,240	49,862,810
Jefferson	1,412,248,675	301,124,693	150,233,440	1,863,606,808
Jefferson Davis	56,104,960	21,956,750	25,306,040	103,366,750
Lafayette	265,940,878	121,454,695	60,823,220	458,218,593
Lafourche	126,966,240	94,149,680	50,499,480	271,615,400
LaSalle	19,433,875	9,654,316	12,246,540	41,334,731
Lincoln	68,161,370	12,406,250	30,206,030	129,593,650
Livingston	85,005,320	3,383,015	7,202,730	34,766,103
Madison	24,180,358	34,560,720	17,721,320	106,870,970
Morehouse	54,588,930	18,020,750	19,648,120	97,465,320
Natchitoches	59,796,450	133,593,995	69,445,450	444,472,074
Orleans - 1st MD	241,432,622	28,566,933	10,147,580	227,314,122
2nd MD	188,599,609	28,566,933	73,507,140	590,199,261
3rd MD	443,268,042	4,955,636	2,646,880	53,718,008
4th MD	46,115,492	9,622,660	9,536,050	137,334,300
5th MD	118,175,590	17,413,490	9,014,410	203,965,775
6th MD	177,537,875	6,309,713	6,525,880	103,234,050
7th MD	90,399,457	273,866,506	180,823,390	1,760,237,590
SUB-TOTAL	1,305,527,694	155,218,900	67,736,380	531,919,416
Ouachita	308,964,296	254,744,620	73,300,150	395,782,435
Plaquemines	67,737,665	21,326,194	30,012,770	96,201,004
Pointe Coupee	44,862,040	85,120,766	58,934,720	370,781,208
Rapides	246,725,722	7,281,990	8,540,280	31,759,680
Red River	15,927,410	11,194,810	12,985,670	57,165,670
Richland	32,985,190	11,804,680	14,723,720	70,309,230
Sabine	43,780,830	56,210,180	23,963,900	223,221,207
St. Bernard	143,047,117	162,748,492	68,758,980	369,681,398
St. Charles	118,173,626	3,017,280	13,696,240	32,123,700
St. Helena	15,210,180	92,660,862	34,278,000	156,426,554
St. James	28,487,692	76,088,874	17,040,000	169,503,812
St. John the Baptist	76,374,936	61,376,520	55,895,540	249,753,140
St. Landry	132,481,080	34,361,279	15,680,030	108,696,561
St. Martin	56,655,252	100,555,360	43,877,350	227,369,168
St. Mary	82,966,438	41,994,632	51,343,140	460,607,546
St. Tammany	367,269,774	33,200,581	26,941,220	201,103,590
Tangipahoa	140,951,708	4,686,815	2,488,510	26,948,715
Tensas	19,773,080	130,223,155	50,607,160	345,920,110
Terrebonne	165,089,785	17,546,480	11,019,960	64,723,510
Union	35,567,060	88,794,600	30,420,850	203,881,310
Vermilion	84,665,860	7,848,330	17,072,720	78,448,940
Washington	53,527,890	17,704,980	22,722,620	88,643,660
Webster	48,216,050	34,509,200	16,514,160	111,151,355
West Baton Rouge	60,128,005	83,045,650	17,723,390	144,806,700
West Carroll	44,037,660	2,886,240	19,470,900	39,851,630
West Feliciana	17,494,490	16,591,259	9,585,280	46,028,566
Winn	19,852,027	11,629,500	8,560,610	44,120,835
Winn	23,930,725			
TOTALS	\$ 9,112,363,688	\$ 3,960,824,500	\$ 2,244,260,370	\$ 15,317,448,468

SECTION 3

MISCELLANEOUS TABLES

FOR THE

YEAR 1991

(1992 IN THE PARISH OF ORLEANS)

TABLE NO. 41
STATEMENT SHOWING DISTRIBUTION OF LOCAL TAXES
FOR THE YEAR 1991
(1992 in the Parish of Orleans)
***EXCLUSIVE OF HOMESTEAD EXEMPTIONS**

Parish	Parish Taxes	Road Taxes	School Taxes	Levee Taxes	Drainage Taxes	Miscellaneous Taxes	Total
Acaulia	2,799,842.41	305,684.52	3,779,315.73	572,288.31	876,888.13	8,933,958.10
Allen	1,430,833.21	493,447.02	1,633,329.99	102,074.45	547,864.71	4,197,549.38
Assumption	5,665,040.55	6,827,463.18	886,541.23	1,150,146.63	1,764,375.25	16,326,566.84
Assumption	1,516,811.21	2,481,855.70	227,341.86	11,883.90	288,818.41	4,536,711.08
Arcyelles	643,928.52	1,298,853.88	105,975.80	184,176.42	475,155.54	2,714,563.18
Bonreuegard	2,987,200.20	1,164,175.74	4,783,098.42	1,644,263.26	10,568,727.62
Bienville	2,175,228.56	481,884.93	3,595,886.80	509,831.67	1,764,664.32	8,017,664.61
Bossier	3,792,586.01	445,087.61	7,211,308.47	270,605.51	1,562,649.31	17,951,719.55
Caldwell	23,481,016.30	2,000,354.78	32,465,019.79	2,680,831.17	4,474,945.01	57,185,638.53
Caldwell	910,676.87	135,988.18	911,867.10	21,242.16	19,941.27	43,962.52	2,043,688.10
Cameron	4,234,592.05	594,822.15	4,460,509.73	51,461.07	359,547.19	3,020,312.19	12,670,883.31
Catahoula	921,703.61	870,418.69	106,000.35	1,948,583.72
Chalbourne	958,195.56	321,074.68	1,424,785.98	150,447.22	875,253.00	3,578,309.22
Concordia	1,107,305.67	1,063,253.74	368,701.54	2,689,708.97
Concordia	1,094,385.80	269,925.79	5,056,858.94	3,975.71	383,946.04	6,809,095.28
DeSoto	42,382,125.97	40,803,006.05	111,596.10	12,945,719.67	96,242,449.79
East Baton Rouge	886,542.69	105,990.64	206,104.38	81,007.66	105,990.64	265,497.65	1,661,133.46
East Feliciana	493,643.13	1,670,613.85	467,394.48	2,210,996.46
East Feliciana	1,466,833.65	544,557.58	1,785,869.72	54,982.66	462,326.90	4,336,570.51
Franklin	1,347,668.13	734,264.90	77,240.67	4,687.12	2,163,871.02
Franklin	1,101,455.35	170,940.85	1,321,003.70	32,974.08	239,277.26	2,865,661.27
Grant	8,005,267.29	1,723,269.72	50,245.64	656,465.24	781,902.23	11,130,139.12
Iberia	3,175,488.54	6,929,886.30	784,261.09	937,562.67	2,254,608.69	14,114,887.29
Iberia	1,493,302.10	360,680.72	1,665,667.88	5,249,303.04	14,227,875.44	162,391.13	3,681,241.83
Jackson	30,554,735.85	4,598,611.40	15,354,984.48	47,608,491.89	47,608,491.89	117,494,002.18
Jefferson	2,808,355.19	556,937.53	2,417,002.05	580,959.57	376,467.95	6,289,710.29
Jefferson Davis	17,351,470.91	11,722,290.59	1,227,215.93	1,053,781.42	30,127,542.92
Lafayette	5,447,415.60	793,589.95	7,610,444.63	978,952.55	21,785,883.40
Lafourche	2,084,286.02	40,671.63	1,598,032.23	2,226.58	284,204.03	4,019,420.49
LaSalle	2,799,326.09	873,409.58	2,488,973.71	1,052,168.14	7,213,870.72
Lincoln	2,620,873.36	295,540.87	3,526,362.16	112,109.75	1,200,016.59	7,654,901.73
Livingston	1,663,384.83	249,583.80	2,459,669.73	97,040.10	6,026.96	2,215,086.69
Madison	2,008,437.76	369,135.23	1,526,869.73	84,482.13	184,404.47	456,917.30	4,480,244.62
Morehouse	2,743,949.75	221,686.30	1,762,565.64	176,255.64	609,218.86	6,321,271.94
Natchitoches	15,883,423.31	122,109,165.83	220,134,056.86
Orleans	20,406,271.17	61,725,206.55

TABLE NO. 41
STATEMENT SHOWING DISTRIBUTION OF LOCAL TAXES
FOR THE YEAR 1991
(1992 in the Parish of Orleans)—Continued From Page 138
***EXCLUSIVE OF HOMESTEAD EXEMPTIONS**

Parish	Parish Taxes	Road Taxes	School Taxes	Leavees Taxes	Drainage Taxes	Miscellaneous Taxes	Total
Ouachita	11,371,575.92	606,952.73	10,393,469.73	938,198.85	3,836,183.64	26,541,498.14
Poinciana	10,168,339.82	5,644,719.08	309,085.38	607,093.91	16,624,119.53
Pointe Coupee	1,669,924.46	1,660,792.36	17,113,202.06	648,509.66	212,964.33	2,495,235.52	30,245,440.89
Rapides	8,005,392.69	381,868.60	38,532.29	19,240.44	8,395,440.00
Red River	305,416.02	1,983,666.99	120,082.62	3,559,628.96	5,878,794.69
Richland	1,340,545.77	538,480.54	2,313,895.75	1,763,037.77	432,342.64	5,958,302.47
Sabine	4,623,545.19	1,883,871.66	11,760,533.09	1,253,010.58	249,764.11	3,528,688.57	11,667,773.87
St. Bernard	14,246,733.78	987,393.66	11,760,533.09	1,253,010.58	1,163,009.85	30,847,643.75
St. Charles	6,250,265.79	1,567,022.66	3,568,737.09	559,684.68	271,267.65	351,409.48	12,301,478.68
St. Helena	9,052,365.36	2,505,297.48	159,205.19	52,450.35	11,769,318.38
St. James	2,368,482.91	2,543,243.88	169,889.84	613,070.12	1,536,431.32	11,381,517.89
St. John the Baptist	2,486,683.00	312,063.53	3,519,769.88	139,772.81	383,445.81	1,536,431.32	11,381,517.89
St. Landry	3,459,683.92	1,239,314.52	9,083,377.78	28,361.81	1,243,330.49	509,077.49	16,081,063.49
St. Martin	7,897,654.47	21,729,940.08	149,443.61	615,376.67	7,608,261.62	39,252,084.47
St. Mary	3,646,586.47	150,627.43	2,469,739.42	74,538.45	982,693.19	1,969,014.03	11,591,569.54
St. Tammany	5,616,930.91	477,839.42	4,771,839.42	48,190.05	7,560.96	11,204,404.68
Tangipahoa	8,561,516.82	215,487.08	6,045,315.47	928,544.65	2,270,567.64	6,627,550.44	24,649,091.90
Tensas	516,970.62	516,706.78	2,083,315.33	298,216.85	3,412,203.61
Terrebonne	2,924,955.38	1,370,581.15	3,201,457.85	1,819,681.40	1,447,589.00	10,764,373.78
Union	1,988,661.48	268,265.14	2,709,181.63	60,275.04	5,089,393.30
Vermilion	1,742,266.75	233,089.26	2,923,945.15	273,965.62	5,172,268.78
Washington	1,781,343.42	220,934.11	2,477,163.58	878,211.53	5,367,551.64
West Bar	3,637,635.40	3,577,008.66	509,858.90	883,426.59	1,276.95	9,623,243.60
West Baton Rouge	545,241.86	226,499.91	781,923.89	46,464.88	1,736.00	1,703,946.54
West Calcasieu	1,203,264.22	388,530.28	574,189.78	2,175,984.28
West Feliciana	1,141,851.41	140,761.89	1,370,574.49	34,902.72	2,588,080.51
TOTALS	\$ 353,801,440.56	\$ 27,387,141.14	\$ 397,971,616.50	\$ 34,262,538.18	\$ 33,475,720.83	\$ 262,603,708.68	\$ 1,109,505,368.69

**TABLE NO. 42
COMPARATIVE STATEMENT OF HOMESTEAD EXEMPTIONS
FOR CALENDAR YEARS 1990 AND 1991
(1991 and 1992 in the Parish of Orleans)**

Parish	Total Homestead Application 1990	Total Homestead Application 1991	Increase or Decrease	Maximum Amount of Homestead Exemption 1990	Maximum Amount of Homestead Exemption 1991	Increase or Decrease	Theses Extended on Amount of Homestead Exemptions 1990	Theses Extended on Amount of Homestead Exemptions 1991	Increase or Decrease
Acadia	14,237	14,339	102	\$ 33,615,610	\$ 33,887,040	\$ 271,430	\$ 2,854,308,666	\$ 2,637,106,64	(17,202,02)
Allen	6,012	6,069	57	16,347,216	16,452,475	105,259	1,785,996,77	1,757,981,94	(27,994,83)
Assumption	16,105	15,421	316	64,290,800	55,694,840	1,414,040	3,825,137,45	3,940,988,18	115,850,73
Assumption	5,730	17,791	31	17,791,741	18,025,140	233,409	1,472,087,01	1,514,711,79	42,624,78
Aveylles	11,949	12,017	68	35,961,020	36,122,410	161,390	2,705,863,33	2,208,953,59	495,909,74
Beauregard	7,457	7,432	(25)	22,421,554	22,394,001	(27,553)	2,106,294,97	2,540,021,18	(166,263,78)
Bienville	4,391	4,362	(29)	10,101,400	10,086,320	(15,080)	812,244,64	815,511,63	3,266,99
Bossier	19,457	19,768	311	78,718,470	80,618,440	1,899,970	6,488,749,89	6,660,600,59	170,850,70
Caldou	59,723	59,044	(679)	259,455,660	258,658,700	(817,160)	28,909,505,03	30,645,675,45	1,736,170,42
Caldou	45,429	47,429	2,000	169,182,600	170,785,098	1,602,498	20,177,616,28	20,110,857,66	232,971,38
Caldwell	3,263	3,260	(3)	7,867,500	7,869,510	2,010	971,437,57	938,560,54	(32,876,83)
Gameron	2,807	2,735	(72)	6,475,300	6,474,880	(410)	882,140,31	848,596,22	(33,544,09)
Catahoula	3,518	3,620	102	7,938,340	7,989,200	50,860	727,332,32	768,251,42	41,919,10
Clinborne	5,161	5,178	17	14,541,760	14,536,900	(4,860)	1,019,288,76	1,069,377,55	50,088,79
Concordia	6,479	6,492	13	19,098,140	19,183,220	87,080	1,209,078,59	1,295,135,53	77,056,94
Concordia	7,484	7,343	(141)	22,838,460	22,621,431	(214,029)	2,600,968,33	2,732,762,76	131,794,43
East Baton Rouge	82,443	82,502	489	443,720,450	447,911,060	4,190,600	37,612,318,34	37,899,358,20	287,039,86
East Feliciana	2,076	2,032	(44)	6,145,833	6,029,044	(116,789)	487,688,44	445,263,60	(18,404,84)
East Feliciana	9,561	9,546	(15)	12,906,640	12,892,870	(13,770)	729,689,10	799,114,56	69,425,46
Evangeline	6,603	6,775	172	26,911,160	26,173,640	(737,520)	1,441,216,06	1,465,063,97	23,847,91
Franklin	5,376	5,561	185	19,838,760	19,989,420	150,660	1,416,574,66	1,424,746,14	7,171,48
Franklin	17,887	18,259	372	66,176,995	65,760,929	(415,066)	5,066,479,33	5,106,619,40	101,938,06
Iberville	6,928	6,977	49	23,548,980	23,949,700	400,720	1,686,933,21	1,706,619,40	119,686,19
Jackson	4,600	4,594	(6)	11,627,360	11,796,030	168,670	1,280,959,69	1,126,500	(154,459,69)
Jackson	104,282	104,739	457	634,148,992	637,170,252	3,021,260	59,653,190,24	61,287,861,48	1,634,671,24
Jefferson	7,300	7,466	166	26,078,530	26,327,570	249,040	2,023,285,02	2,007,666,98	(15,618,04)
Jefferson Davis	39,745	40,078	333	139,678,260	142,686,915	3,008,655	13,366,382,74	13,643,721,89	280,336,86
Lafayette	23,499	23,600	101	86,870,650	87,510,530	639,880	5,901,714,97	5,941,577,04	39,862,07
Lafayette	4,723	4,776	53	11,207,440	11,188,870	(18,570)	5,901,714,97	5,941,577,04	39,862,07
Lincoln	9,890	9,075	(815)	31,748,280	32,115,700	367,420	2,503,044,12	2,484,682,34	(18,361,78)
Livingston	17,661	17,891	230	60,663,630	62,185,460	1,521,830	7,704,128,46	6,239,489,26	(1,464,639,20)
Madison	2,894	2,807	(87)	9,243,806	8,952,676	(291,130)	769,518,61	787,003,39	17,484,78
Morehouse	8,833	8,806	(27)	24,761,590	24,913,470	151,880	2,494,510,16	2,377,137,64	(117,372,52)
Morehouse	8,674	8,577	(97)	28,945,400	28,676,740	(268,660)	2,494,510,16	2,377,137,64	(117,372,52)
Natchitoches	1,660	1,613	(47)	7,792,547	7,695,989	(96,558)	5,211,686,21	5,069,968,69	(141,717,52)
Orleans - 1st MD	7,871	7,810	(61)	61,381,334	61,896,548	515,214	8,959,968,69	8,924,698,88	(35,269,81)
Orleans - 2nd MD	40,451	40,650	199	216,052,284	215,702,406	(349,878)	33,591,606,01	34,778,858,94	1,188,049,93

TABLE NO. 42
 COMPARATIVE STATEMENT OF HOMESTEAD EXEMPTIONS
 FOR CALENDAR YEARS 1990 AND 1991
 (1991 and 1992 in the Parish of Orleans)—Continued From Page 140

Parish	Total Homestead Application 1980	Total Homestead Application 1991	Increase or Decrease	Maximum Amount of Homestead Exemption 1990	Maximum Amount of Homestead Exemption 1991	Increase or Decrease	Taxes Extended on Amount of Homestead Exemptions 1990	Taxes Extended on Amount of Homestead Exemptions 1991	Increase or Decrease
4th MD	2,986	2,396	8	\$ 13,077,345	\$ 12,077,189	(1,000,156)	\$ 2,033,265.60	\$ 1,947,325.95	(85,939.65)
5th MD	9,977	9,790	(187)	56,901,650	54,566,770	(2,334,880)	6,847,068.54	8,798,345.99	(48,722.55)
6th MD	9,249	9,278	29	61,117,021	61,117,021	0	9,484,451.49	9,654,508.47	370,056.98
7th MD	6,285	6,273	(12)	36,704,720	36,979,980	(1,724,740)	6,017,809.87	5,852,408.47	(65,187.89)
SUB-TOTAL	77,881	77,990	(111)	445,366,963	437,721,078	(7,645,885)	69,245,655.41	70,578,146.61	1,332,491.20
Ouachita	35,545	33,696	(1,839)	136,489,255	137,202,105	712,850	11,011,102.69	11,101,340.03	90,237.34
Plaquemines	4,464	4,575	111	20,531,275	21,121,105	589,830	923,301.05	936,944.62	13,643.57
Pointe Coupee	6,109	6,096	(13)	20,934,720	21,052,996	118,276	1,243,256.01	1,344,859.84	101,603.83
Rapides	28,347	29,374	1,027	116,195,098	117,626,602	1,433,503	15,339,839.88	15,709,433.27	369,593.39
Red River	2,666	2,517	(149)	8,023,050	7,819,320	(203,730)	529,293.02	515,951.18	(13,341.84)
Richland	5,681	6,681	1,000	17,161,700	17,138,100	(23,600)	1,328,706.60	1,484,453.12	155,746.52
Sabine	7,573	7,449	(124)	19,391,050	19,391,050	0	1,826,824.15	1,826,824.15	0
St. Bernard	17,669	17,693	24	96,678,985	98,028,782	1,349,797	9,297,463.81	9,358,474.15	61,010.34
St. Charles	10,669	11,014	345	57,075,457	58,236,577	1,161,120	5,561,001.94	5,797,298.56	236,296.62
St. Helena	2,954	3,025	71	9,689,240	10,239,900	550,660	838,760.98	841,603.84	2,842.86
St. James	5,661	5,600	(61)	17,670,015	18,025,343	355,328	1,589,041.42	1,620,832.96	31,791.54
St. John the Baptist	10,743	10,916	173	50,769,817	51,241,789	471,972	4,267,038.40	4,357,334.51	97,244.05
St. Landry	19,301	19,183	(118)	66,880,920	66,880,920	0	6,160,080.46	6,257,334.51	97,244.05
St. Martin	12,504	12,555	51	38,428,081	38,468,846	44,765	4,507,571.03	4,538,485.61	30,914.58
St. Mary	10,667	10,744	77	34,242,719	34,719,613	476,894	2,970,204.21	3,131,051.71	160,847.50
St. Tammany	39,343	39,165	(178)	207,720,288	206,198,073	(1,522,215)	30,847,694.82	31,503,244.72	655,549.90
Tangipahoa	28,385	23,687	(4,698)	79,979,658	79,870,491	(309,165)	7,230,021.53	6,967,038.81	(262,982.72)
Texas	2,108	2,098	(10)	6,501,030	6,504,080	3,050	351,384.98	356,137.16	4,752.18
Terrebonne	20,730	20,838	108	87,864,725	88,777,745	913,020	7,862,329.27	7,862,329.27	0
Union	6,714	6,838	124	19,016,280	19,358,540	342,260	981,707.90	1,041,059.09	59,351.19
Vermilion	13,332	13,336	4	49,018,610	49,297,680	279,070	3,501,208.28	3,510,534.28	9,325.99
Vernon	9,806	10,730	924	26,791,560	27,697,540	905,980	3,066,280.58	3,069,552.42	13,271.84
Washington	13,278	13,359	81	30,947,410	30,947,410	0	2,678,327.36	2,678,327.36	0
Webster	13,194	13,008	(186)	32,668,305	32,609,410	(58,895)	2,205,202.53	2,195,730.02	(6,472.51)
West Baton Rouge	4,379	4,444	65	21,077,720	21,077,720	0	1,446,901.39	1,474,646.05	27,744.66
West Calcasieu	4,071	4,203	132	11,639,170	11,639,170	0	367,247.70	380,410.03	12,162.33
West Feliciana	1,634	1,672	38	6,891,710	7,087,995	196,285	75,315.98	75,315.98	0
Winn	4,369	4,404	35	11,191,605	11,252,415	60,810	913,672.01	944,247.78	30,575.77
TOTALS	999,659	1,006,662	6,853	\$ 4,190,652,139	\$ 4,216,253,305	\$ 25,611,167	\$ 429,379,814.77	\$ 438,494,061.99	\$ 9,114,247.22

TWENTY-FIFTH BIENNIAL REPORT

TABLE NO. 43
NUMBER OF TAXPAYERS & HOMESTEAD 1991

Parish	Total No. Taxpayers	Total No. Homestead	100% Exempt Homestead	Percentage of 100% Exempt Homestead
Acadia	28,815	14,339	13,114	91%
Allen	12,035	6,069	5,743	95%
Ascension	27,869	16,421	15,178	92%
Assumption	10,765	5,761	5,283	92%
Averyelles	17,588	12,017	10,733	89%
Beauregard	17,137	7,432	6,862	92%
Bienville	13,466	4,382	4,327	99%
Bossier	42,666	19,766	17,232	87%
Caddo	132,947	59,044	48,687	82%
Calcasieu	87,852	47,429	39,088	82%
Caldwell	7,023	3,260	3,061	94%
Cameron	9,670	2,735	2,503	92%
Catahoula	7,483	3,620	3,306	91%
Claiborne	13,905	5,178	4,766	92%
Concordia	11,718	6,492	6,070	93%
DeSoto	17,853	7,343	6,656	91%
East Baton Rouge	173,183	82,832	60,407	73%
East Carroll	4,776	2,032	1,862	92%
East Feliciana	9,808	4,322	3,697	86%
Evangeline	54,567	9,546	8,245	86%
Franklin	11,599	6,775	6,208	92%
Grant	9,348	5,561	5,265	95%
Iberia	30,220	18,259	15,769	86%
Iberville	12,425	6,977	6,484	93%
Jackson	10,969	4,594	4,292	93%
Jefferson	166,335	104,739	78,257	75%
Jefferson Davis	18,291	7,456	6,505	87%
Lafayette	79,779	40,078	35,437	88%
Lafourche	28,964	23,600	21,141	90%
LaSalle	12,031	4,776	4,627	97%
Lincoln	21,982	9,075	7,741	85%
Livingston	31,283	17,831	17,519	98%
Madison	6,260	2,807	2,677	92%
Morehouse	18,514	8,835	7,898	89%
Natchitoches	21,576	8,577	7,716	90%
Orleans - 1st MD	7,640	1,613	1,511	94%
2nd MD	14,986	7,810	3,446	44%
3rd MD	71,572	40,630	33,973	84%
4th MD	6,771	2,386	1,587	66%
5th MD	18,294	9,790	6,366	65%
6th MD	16,575	9,278	3,544	38%
7th MD	11,515	6,273	3,795	60%
SUB-TOTAL	147,353	77,790	54,222	70%
Ouachita	60,515	33,606	27,422	82%
Plaquemine	23,301	4,575	3,383	74%
Prinks Coupee	13,634	6,096	5,214	86%
Rapides	50,846	29,374	25,005	85%
Red River	5,602	2,517	2,279	91%
Richland	13,238	6,581	5,909	90%
Sabine	22,718	7,449	6,759	91%
St. Bernard	25,018	17,693	14,156	80%
St. Charles	20,269	11,014	8,252	75%
St. Helena	5,182	3,025	2,590	86%
St. James	9,307	5,600	5,408	97%
St. John the Baptist	52,218	10,916	9,640	88%
St. Landry	40,508	19,183	16,948	88%
St. Martin	21,930	12,555	11,741	94%
St. Mary	26,405	10,744	9,589	89%
St. Tammany	79,678	39,165	27,593	70%
Tangipahou	43,887	23,687	21,812	92%
Tensas	4,904	2,098	1,926	92%
Terrebonne	47,073	20,838	18,518	89%
Union	16,551	6,838	6,158	90%
Vermillion	28,336	13,336	11,075	83%
Vernon	22,206	10,730	10,050	94%
Washington	22,535	13,359	12,805	96%
Webster	26,406	13,008	12,353	95%
West Baton Rouge	7,998	4,444	3,504	79%
West Carroll	6,406	4,203	3,818	91%
West Feliciana	3,835	1,672	1,360	81%
Winn	11,789	4,404	4,179	95%
TOTALS	2,042,568	1,006,562	837,960	83%

TABLE NO. 44
Ten-Year Manufacturing Plant Exemption Contracts
As of December 31, 1991

Parish	Approved for Exemption	Contracts in Force	Total
Acadia	\$ -0-	\$ 43,947,000	\$ 43,947,000
Allen	-0-	14,720,000	14,720,000
Ascension	10,594,000	1,215,497,000	1,226,091,000
Assumption	-0-	36,956,000	36,956,000
Averyelles	236,000	323,000	559,000
Beauregard	4,762,000	227,719,000	232,481,000
Bienville	-0-	22,006,000	22,006,000
Bossier	-0-	80,835,000	80,835,000
Caddo	2,856,000	662,606,000	665,462,000
Calcasieu	-0-	1,984,494,000	1,984,494,000
Caldwell	-0-	1,201,000	1,201,000
Cameron	-0-	30,035,000	30,035,000
Catahoula	-0-	195,000	195,000
Claborne	-0-	-0-	-0-
Concordia	-0-	21,065,000	21,065,000
DeSoto	-0-	376,422,000	376,422,000
East Baton Rouge	-0-	579,977,000	579,977,000
East Carroll	7,561,000	18,883,609,000	18,891,170,000
East Feliciana	-0-	546,000	546,000
Evangeline	-0-	-0-	-0-
Franklin	-0-	78,829,000	78,829,000
Grant	-0-	4,446,000	4,446,000
Iberia	-0-	14,273,000	14,273,000
Iberville	291,000	43,050,000	43,341,000
Jackson	-0-	972,484,000	972,484,000
Jefferson	-0-	99,864,000	99,864,000
Jefferson Davis	230,000	385,303,000	385,533,000
Lafayette	-0-	49,000	49,000
Lafourche	-0-	18,765,000	23,296,000
LaSalle	1,829,000	24,310,000	26,139,000
Lincoln	-0-	468,000	468,000
Livingston	-0-	18,918,000	18,918,000
Madison	-0-	14,143,000	14,143,000
Morehouse	-0-	296,000	296,000
Natchitoches	-0-	202,201,000	202,201,000
Orleans	-0-	122,345,000	122,345,000
Ouachita	-0-	137,126,000	137,126,000
Plaquemines	-0-	257,978,000	257,978,000
Pointe Coupee	-0-	66,882,000	66,882,000
Rapides	-0-	546,091,000	546,091,000
Red River	-0-	170,655,000	170,655,000
Richland	-0-	10,490,000	10,490,000
Sabine	-0-	26,371,000	26,371,000
St. Bernard	-0-	37,164,000	39,161,000
St. Charles	-0-	326,131,000	326,131,000
St. Helena	17,326,000	3,537,624,000	3,554,950,000
St. James	-0-	5,903,000	5,903,000
St. John	265,661,000	961,378,000	1,227,039,000
St. Landry	-0-	408,007,000	408,007,000
St. Martin	-0-	168,382,000	168,382,000
St. Mary	-0-	31,948,000	31,948,000
St. Tammany	-0-	88,664,000	88,664,000
Tangipahoa	71,000	8,831,000	8,902,000
Tensas	3,636,000	17,438,000	21,074,000
Terrebonne	-0-	2,912,000	2,912,000
Union	-0-	17,188,000	17,188,000
Vermillion	-0-	17,867,000	17,867,000
Vernon	2,965,000	3,712,000	6,677,000
Washington	-0-	594,000	594,000
Webster	-0-	230,684,000	230,684,000
West Baton Rouge	-0-	49,945,000	49,945,000
West Carroll	6,908,000	419,285,000	426,193,000
West Feliciana	-0-	2,344,000	2,344,000
Winn	1,491,907,000	3,254,639,000	4,746,546,000
	-0-	32,291,000	32,291,000
TOTALS	\$ 1,816,833,000	\$ 37,020,405,000	\$ 38,837,238,000

TABLE NO. 45
COMPARATIVE STATEMENT SHOWING TOTAL ASSESSMENT
BY PARISHES FOR THE YEARS 1988 - 1991
(1989-1992 IN THE PARISH OF ORLEANS)

Parish	1988	1989	1990	1991
Aecidia	\$ 124,862,230	\$ 129,603,250	\$ 129,027,650	\$ 132,177,740
Allen	53,662,930	54,921,922	55,703,931	56,079,080
Ascension	249,346,890	259,430,380	277,461,510	289,032,600
Assumption	69,162,950	68,114,840	68,710,630	72,763,800
Avoyelles	77,219,520	78,373,370	79,686,780	80,201,590
Benturegard	92,280,884	91,206,915	92,765,474	108,854,269
Bienville	100,633,560	105,719,320	99,158,200	106,463,390
Boazier	246,460,050	246,591,900	248,542,450	250,498,940
Caddo	879,030,510	878,594,670	861,697,580	869,227,750
Calcasieu	628,178,760	637,993,030	654,592,590	765,960,520
Caldwell	25,169,890	24,753,120	24,893,480	24,869,270
Cameron	106,714,850	107,302,490	103,361,760	110,646,830
Catahoula	27,609,650	27,172,450	27,201,700	27,792,040
Claborne	60,190,260	60,650,830	59,787,580	61,360,525
Concordia	58,649,150	58,716,770	58,288,210	58,158,790
DeSoto	75,910,282	75,358,174	78,759,567	79,090,964
East Baton Rouge	1,500,304,050	1,519,041,500	1,529,382,300	1,552,187,390
East Carroll	27,836,635	27,829,575	27,450,057	27,017,266
East Feliciana	48,734,130	49,653,780	48,976,370	49,195,380
Evangeline	95,697,990	100,552,650	100,641,330	102,155,160
Franklin	50,346,216	50,377,250	50,720,779	51,014,816
Grant	32,290,467	30,903,432	32,533,503	33,071,651
Iberia	202,110,399	213,673,954	201,886,707	207,147,153
Iberville	211,294,860	215,172,080	216,580,190	217,659,060
Jackson	46,255,180	47,673,350	48,033,270	49,862,810
Jefferson	1,896,025,257	1,912,827,305	1,863,045,509	1,863,606,808
Jefferson Davis	106,479,840	105,072,420	103,200,250	103,366,750
Lafayette	424,293,275	442,861,832	447,649,832	458,218,593
Lafourche	272,553,830	270,837,170	265,808,200	271,616,400
LaSalle	43,092,770	42,015,337	41,982,856	41,334,731
Linenol	121,178,480	124,688,080	125,245,430	129,593,650
Livingston	111,197,940	117,342,490	119,796,180	120,930,260
Madison	36,261,892	35,575,421	34,939,680	34,766,103
Morehouse	100,933,610	101,622,270	105,124,320	106,870,970
Natchitoches	95,362,810	96,467,720	95,815,270	97,465,320
Orleans - 1st MD	526,196,048	598,663,829	512,785,772	444,472,074
2nd MD	231,173,665	244,908,384	235,356,187	227,314,122
3rd MD	585,729,224	591,055,419	591,022,844	590,199,261
4th MD	67,301,756	61,380,547	58,675,483	53,718,008
5th MD	141,832,880	141,839,971	141,827,203	137,334,300
6th MD	201,694,705	201,236,807	201,884,359	203,965,775
7th MD	112,407,816	110,306,488	108,663,551	108,234,050
SUB-TOTAL	1,866,336,094	1,949,291,445	1,850,215,379	1,760,237,590
Quachita	507,242,342	524,728,426	520,336,936	531,919,416
Plaquemines	394,114,150	385,102,245	371,963,330	395,782,435
Pointe Coupee	93,186,651	94,456,051	92,073,391	96,201,004
Rapides	370,265,904	368,112,575	372,781,252	370,781,208
Red River	27,568,490	29,017,650	30,454,740	31,759,880
Richland	57,066,670	57,174,330	57,598,440	57,165,670
Sabine	66,052,200	68,688,380	69,701,750	70,309,230
St. Bernard	209,160,261	215,231,120	218,971,233	223,221,207
St. Charles	321,892,876	342,214,492	358,610,240	369,681,398
St. Helena	30,437,420	31,363,360	30,611,120	32,123,700
St. James	126,649,917	132,642,537	148,523,801	156,426,554
St. John the Baptist	144,767,090	148,744,459	168,033,560	169,603,812
St. Landry	235,082,230	238,917,120	243,807,870	249,753,140
St. Martin	103,151,070	103,405,060	103,721,379	108,696,561
St. Mary	226,959,012	229,783,897	218,386,954	227,389,168
St. Tammany	410,412,325	437,003,606	447,732,757	460,607,546
Tangipahoa	189,073,343	196,627,912	198,247,764	201,103,509
Tensas	27,175,630	27,243,630	26,577,820	26,948,715
Terrebonne	364,020,915	353,683,300	336,951,000	345,920,110
Union	65,261,550	65,592,980	64,721,120	64,723,510
Vermilion	196,573,160	199,012,240	196,354,700	203,881,310
Vernon	73,447,720	74,846,770	77,725,250	78,448,940
Washington	81,873,540	83,830,830	83,473,750	88,643,650
Webster	102,782,465	108,567,040	109,286,520	111,151,355
West Baton Rouge	102,821,590	102,998,640	134,166,690	144,806,700
West Carroll	41,483,400	41,674,906	38,124,560	39,851,630
West Feliciana	43,028,190	45,084,760	45,982,100	46,025,566
Winn	43,273,860	44,147,450	44,130,376	44,120,835
TOTALS	\$ 14,828,792,962	\$ 15,107,678,258	\$ 15,046,996,707	\$ 15,317,448,458

LOCAL TAXES

PARISH OF ACADIA

TOTAL ASSESSED VALUE \$132,177,740.00
 TOTAL ASSESSED VALUE (Exclusive of Homestead Exemption) ... \$ 98,290,700.00

LOCAL TAXES

Exclusive of Homestead Exemption)

PARISH TAXES:

Parish Tax - Out	@	3.95 mills	276,663.07
Parish Tax - In	@	1.95 mills	55,096.28
Library Bond	@	1.05 mills	103,205.38
Library Maintenance	@	4.13 mills	405,941.18
Health Unit	@	2.07 mills	203,462.04
Law Enforcement Regular	@	7.30 mills	717,523.17
Law Enforcement Special	@	7.00 mills	688,035.89
Assessor	@	3.56 mills	349,915.40

ROAD TAXES:

Road Maintenance	@	3.11 mills	305,684.52
------------------------	---	------------------	------------

SCHOOL TAXES:

Consolidated School	@	4.84 mills	475,727.68
School #45 Tax	@	5.07 mills	498,334.57
CR-School #2 (B)	@	6.50 mills	191,261.11
R-B School #5 (B)	@	15.00 mills	296,874.45
CP School #6 (B)	@	24.00 mills	361,255.44
Ward 5 School #7 (B)	@	26.50 mills	260,670.29
Cons. School #8 (B)	@	5.50 mills	86,977.64
School #7 (M)	@	6.03 mills	50,351.75
School #7 (B)	@	10.00 mills	83,502.30
School Tax (M)	@	15.00 mills	1,474,360.50

DRAINAGE TAXES:

Ward 1 Drainage (M)	@	4.79 mills	64,074.97
Ward 2 Drainage #1 (M)	@	5.13 mills	26,398.96
Ward 2 Drainage #2 (M)	@	9.39 mills	42,668.76
Plq/Wilk Drainage (M)	@	4.96 mills	52,135.12
Mallet Drainage (M)	@	5.00 mills	43,473.60
ILP Drainage (M)	@	5.00 mills	18,208.55
Egan Drainage #1 (M)	@	7.00 mills	27,117.58
Ward 5 Drainage (M)	@	7.00 mills	68,856.06
Ward 4 Drainage (M)	@	6.00 mills	17,499.78
Ward 6 Drainage (B)	@	4.00 mills	94,131.08
Ward 6 Drainage (M)	@	5.00 mills	117,663.85

MISCELLANEOUS TAXES:

Timber Fee	@	80.00 mills	5,604.08
Fire District #6 (M)	@	7.00 mills	44,894.08
Fire District #4 (B)	@	4.00 mills	31,920.28
Fire District #4 (M)	@	8.00 mills	63,840.56
Fire District #1 (B)	@	4.00 mills	18,616.52
Fire District #2 (M)	@	7.00 mills	33,490.24
Evangeline Fire #3	@	25.00 mills	17,525.00
R-B Hospital (M)	@	3.00 mills	59,374.89
Acadia-St. Landry Hospital (M)	@	7.67 mills	94,829.03
Fire District #5 (B)	@	8.00 mills	78,692.64
Fire District #5 (M)	@	4.00 mills	39,346.32
Industrial District (B)	@	1.00 mill	36,919.90
Harbor Terminal	@	3.10 mills	30,493.56
Acadia Evangeline Fire (M)	@	0.97 mill	8,100.01

Basile Ath (M)	@	1.96 mills	16,366.57
R-B Hospital #2 (M)	@	15.00 mills	296,874.45

TOTAL PARISH & LOCAL TAXES **\$8,333,959.10**

PARISH OF ALLEN

TOTAL ASSESSED VALUE **\$56,079,080.00**
TOTAL ASSESSED VALUE (Exclusive of Homestead Exemption) **\$39,626,605.00**

LOCAL TAXES

(Exclusive of Homestead Exemption)

PARISH TAXES:

General Revenue In	@	1.75 mills	17,519.70
Courthouse & Jail	@	3.07 mills	30,734.55
Parish Library	@	7.76 mills	77,687.34
Law Enforcement	@	10.83 mills	108,421.89
Special Law Enforcement	@	6.16 mills	61,669.33
Assessment District	@	5.23 mills	52,358.86
General Revenue Out	@	3.50 mills	103,653.77
Courthouse & Jail	@	3.07 mills	90,919.17
Parish Library	@	7.76 mills	229,815.22
Law Enforcement	@	10.83 mills	320,734.39
Special Law Enforcement	@	6.16 mills	182,430.64
Assessment District	@	5.23 mills	154,888.35

ROAD TAXES:

Road District #1	@	8.54 mills	41,074.62
Road District #2	@	7.00 mills	75,942.39
Road District #5	@	4.96 mills	74,027.15
Road District #3 Mtce.	@	8.18 mills	50,276.25
Road District #3 Mtc.	@	9.51 mills	58,450.75
Sub Road District 5A	@	2.97 mills	44,167.12
Road District #1 Bond	@	20.00 mills	96,193.10
Road District #4 Bond	@	21.00 mills	53,315.64

SCHOOL TAXES:

Parish School Const. In	@	4.26 mills	42,647.95
Parish School Const. Out	@	4.26 mills	126,161.45
Special Parish School In	@	5.13 mills	51,357.74
Special Parish School Out	@	5.13 mills	151,926.82
School District Ward 1 S-FD	@	30.00 mills	144,289.33
School District Ward 1 Cstr.	@	15.61 mills	75,078.55
School District #25 Cst.	@	4.98 mills	44,524.83
School District #25 Cst.	@	6.96 mills	62,227.47
School District #25 S-FD	@	6.00 mills	53,644.37
School District #22 Mtce.	@	7.97 mills	15,208.29
School District #22 Bond	@	16.50 mills	31,485.16
School District #3 S-FD	@	4.50 mills	27,658.08
School District #3 Cstr.	@	6.14 mills	37,737.91
School District #4 S-FD	@	11.00 mills	27,927.20
School District #4A Ctr.	@	29.63 mills	75,225.72
School District #5 S-FD	@	26.50 mills	352,794.32

School District #5 Cstr.....	@	18.35 mills	244,293.43
School District #1 Mtce.....	@	16.92 mills	27,273.70
School District #1 Cstr.....	@	19.77 mills	31,867.67
DRAINAGE TAXES:			
Kinder Drainage District #2	@	3.89 mills	25,637.84
Bayou Blue Drainage	@	14.27 mills	76,436.61
MISCELLANEOUS TAXES:			
Hospital District #3 Mtce.....	@	2.94 mills	63,473.80
Ambulance Service	@	5.27 mills	113,777.88
SW Water District.....	@	9.83 mills	53,109.72
Recreation District #2 Bond.....	@	4.00 mills	43,396.30
Recreation District #2 Maint.	@	3.90 mills	42,311.40
Oakdale Recreation District	@	2.97 mills	41,571.33
Elizabeth Recreation District	@	11.97 mills	18,746.49
Fresh Water District.....	@	6.00 mills	36,877.44
Fire District #1	@	4.94 mills	9,426.50
Forestry Tax	@	8¢ per acre...	27,263.92
Fire District #2 Bond	@	11.00 mills	67,608.87
Fire District #2 Mtce.....	@	4.93 mills	30,301.06
TOTAL PARISH & LOCAL TAXES			\$4,197,549.38

PARISH OF ASCENSION

TOTAL ASSESSED VALUE	\$289,032,600.00
TOTAL ASSESSED VALUE (Exclusive of Homestead Exemption) ...	\$233,337,760.00
LOCAL TAXES	
(Exclusive of Homestead Exemption)	

PARISH TAXES:

Parish Assessment District	@	1.98 mills	462,013.46
Library Bond	@	.70 mill	163,348.52
Library Maintenance	@	4.20 mills	980,017.59
Mental	@	.51 mill	119,006.76
Parish Tax	@	2.85 mills	581,252.93
Parish Law Enforcement	@	14.41 mills	3,362,401.29

SCHOOL TAXES:

Parishwide School Bond.....	@	9.00 mills	2,100,039.84
Parishwide School Bond.....	@	9.00 mills	2,100,039.84
School Constitutional Tax	@	3.69 mills	861,014.16
School District #6	@	7.57 mills	1,766,369.34

LEVEE TAXES:

Atchafalaya Levee District.....	@	4.15 mills	26,839.33
Lafourche Basin Levee District.....	@	4.20 mills	134,568.41
Pontchartrain Levee District.....	@	3.89 mills	735,133.49

DRAINAGE TAXES:

East Ascension Drainage.....	@	5.00 mills	944,902.15
West Ascension Drainage.....	@	5.33 mills	205,244.48

MISCELLANEOUS TAXES:

Bayou Lafourche Fresh Water	@	1.57 mills	15,172.63
Parish Tax (D'Ville)	@	1.43 mills	12,180.16
Parish Tax (Gonzales)	@	1.43 mills	29,850.28
EA Hospital (Bond)	@	6.00 mills	1,133,882.58
Water	@	0.37 mill	1,015.57
Health	@	2.02 mills	471,344.25
Lighting District #1	@	4.89 mills	16,115.59
Lighting District #2	@	1.00 mill	23,616.48
Lighting District #3	@	5.08 mills	14,066.06
Lighting District #4	@	5.17 mills	6,095.35
Lighting District #5	@	5.34 mills	8,071.14
Lighting District #6	@	5.50 mills	48,236.08
Lighting District #7	@	5.01 mills	4,729.08

TOTAL PARISH & LOCAL TAXES **\$16,326,566.84**

PARISH OF ASSUMPTION

TOTAL ASSESSED VALUE **\$72,763,800.00**
TOTAL ASSESSED VALUE (Exclusive of Homestead Exemption) **\$54,738,650.00**

LOCAL TAXES

(Exclusive of Homestead Exemption)

PARISH TAXES:

Parish Tax	@	3.99 mills	218,407.68
Special Law Enforcement	@	14.46 mills	791,522.56
WW Bond #1	@	0.50 mill	27,369.38
BL Fr. Water	@	1.57 mills	85,939.86
Hospital District	@	5.19 mills	284,094.20
Council Aging	@	2.00 mills	109,477.53

SCHOOL TAXES:

Const. Tax	@	4.98 mills	272,599.06
Maintenance Tax	@	5.86 mills	320,769.17
Special Tax	@	14.50 mills	793,712.12
Special Tax	@	20.00 mills	1,094,775.35

LEVEE TAXES:

Atchafalaya Levee District	@	4.15 mills	210,695.61
Lafourche Levee District	@	4.20 mills	16,646.25

DRAINAGE TAXES:

Gravity Drainage #2	@	35¢ per acre	7,873.60
Gravity Drainage #5	@	35¢ per acre	695.45
Gravity Drainage #3	@	35¢ per acre	2,072.00
Marais Drainage	@	35¢ per acre	740.95
Hardtime Drainage	@	35¢ per acre	501.90

MISCELLANEOUS TAXES:

Road Light #1	@	13.00 mills	31,233.14
Con. Lt. #1	@	8.00 mills	17,927.76
Fire District #1	@	5.00 mills	238,445.35

Forestry Tax	@	8¢ per acre...	11,212.16
TOTAL PARISH & LOCAL TAXES			\$4,536,711.08

PARISH OF AVOYELLES

TOTAL ASSESSED VALUE	\$80,201,590.00
TOTAL ASSESSED VALUE (Exclusive of Homestead Exemption)	\$44,079,180.00
LOCAL TAXES	
(Exclusive of Homestead Exemption)	

PARISH TAXES:

General Alimony.....	@	3.82 mills	97,447.73
Library.....	@	3.78 mills	96,427.35
Health Unit.....	@	1.62 mills	41,326.01
General Alimony (B&C).....	@	1.91 mills	16,242.36
Library.....	@	3.78 mills	32,144.55
Health Unit.....	@	1.62 mills	13,776.24
General Alimony (EM&M).....	@	0.96 mill	9,662.85
Library.....	@	3.78 mills	38,047.46
Health Unit.....	@	1.62 mills	16,306.05
Law Enforcement.....	@	6.41 mills	282,547.92

SCHOOL TAXES:

Construction	@	3.87 mills	170,586.62
Special	@	5.30 mills	233,619.91
Special Repair & Maintenance	@	5.30 mills	233,619.91
Ward 8 School District	@	26.00 mills	46,571.46
Ward 1 School District	@	34.00 mills	86,616.70
Ward 5 School District	@	25.00 mills	38,971.25
Ward 7 School District	@	23.00 mills	67,601.60
Ward 10 School District	@	13.00 mills	137,386.86
Ward 4 School District	@	30.00 mills	44,769.00
Ward 6 School District	@	7.00 mills	12,586.14
Ward 2 School District	@	14.00 mills	157,758.58
Ward 3 School District	@	17.00 mills	68,765.85

LEVEE TAXES:

Levee Ad Valorem.....	@	3.54 mills	87,719.75
Levee RR.....	@	\$60.00 per mile	3,459.60
Levee Acreage.....	@	5¢ per acre.....	17,799.45

DRAINAGE TAXES:

Drainage	@	3.78 mills	96,427.35
Drainage (B&C).....	@	3.78 mills	32,144.56
Drainage (EM&M).....	@	3.78 mills	38,047.46
Gravity DD	@	35¢ per acre.....	17,557.05

MISCELLANEOUS TAXES:

Red River Waterway Capital Outlay.....	@	2.16 mills	94,395.62
Red River Waterway Oper. & Maint.....	@	0.72 mills	31,465.21
Industrial District.....	@	0.75 mills	8,453.28
Industrial District 1A.....	@	3.50 mills	53,602.79
Hospital District #1 (B).....	@	1.52 mills	16,063.73
Hospital District #1 (M).....	@	4.90 mills	51,784.38
SW AV. WW District.....	@	7.00 mills	11,031.93

Forestry Tax	@	8¢ per acre...	10,981.68
Fire District #2	@	6.00 mills	139,242.96
PS Fire District #2	@	6.00 mills	61,593.96

TOTAL PARISH & LOCAL TAXES \$2,714,553.16

PARISH OF BEAUREGARD

TOTAL ASSESSED VALUE \$108,854,269.00
TOTAL ASSESSED VALUE (Exclusive of Homestead Exemption) \$86,460,268.00

LOCAL TAXES

(Exclusive of Homestead Exemption)

PARISH TAXES:

Parish Tax Inside	@	1.70 mills	34,393.53
Parish Tax Out	@	3.41 mills	225,846.95
Civic Center	@	1.10 mills	95,106.39
Health Unit	@	2.20 mills	190,212.79
Library Maintenance	@	4.50 mills	389,071.62
Hospital Bonds	@	3.45 mills	298,288.24
Assessment District	@	3.82 mills	330,278.57
Law Enforcement District	@	8.62 mills	714,162.57
Law Enforcement District	@	5.71 mills	493,688.65
Air Flight Service	@	2.50 mills	216,150.89

ROAD TAXES:

Road District #1 Maintenance	@	20.72 mills	76,985.36
Road District #1 Bond	@	6.75 mills	25,080.25
Road District #2 Maintenance	@	5.44 mills	192,483.05
Road District #3 Maintenance	@	5.06 mills	129,563.28
Road District #4 Maintenance	@	39.61 mills	166,277.06
Road District #4 Bond	@	7.00 mills	29,385.01
Road District #5 Maintenance	@	21.65 mills	64,938.54
Road District #5 Bond	@	6.75 mills	20,247.05
Road District #6 Maintenance	@	35.12 mills	348,349.56
Road District #6 Bond	@	5.00 mills	49,594.18
Road District #7 Maintenance	@	5.19 mills	12,945.45
Road District #8 Maintenance	@	5.35 mills	9,190.17
Sub Road #1-Ward 3 Maintenance	@	24.92 mills	39,136.78

SCHOOL TAXES:

Constitutional	@	4.23 mills	365,727.32
Parishwide Maintenance & Operation	@	13.29 mills	1,149,058.22
Parishwide Maintenance & Operation	@	7.76 mills	670,932.39
Special Parish Maint. & Operation	@	5.53 mills	478,125.79
School District Bond	@	24.28 mills	2,099,254.70

MISCELLANEOUS TAXES:

Forestry Tax	@	8¢ per acre...	46,102.48
Mer. Hospital District	@	14.87 mills	526,142.59
WW District #2 Bond	@	11.00 mills	73,864.49
WW District #2 Maintenance	@	11.00 mills	73,864.50
WW District #3	@	9.52 mills	174,488.66

WW District #3 Ward 3	@	9.52 mills	26,855.60
Fire District #1 Bond	@	2.00 mills	84,195.57
Fire District #1 Maintenance	@	4.30 mills	181,022.14
Fire District #2 Bond	@	4.50 mills	63,530.17
Fire District #2 Maintenance	@	5.93 mills	83,712.48
DeRidder City	@	11.35 mills	298,901.44
Green Ac. City	@	9.75 mills	11,573.14

TOTAL PARISH & LOCAL TAXES \$10,558,727.62

PARISH OF BIENVILLE

TOTAL ASSESSED VALUE \$106,463,330.00
TOTAL ASSESSED VALUE (Exclusive of Homestead Exemption) \$96,377,010.00

**LOCAL TAXES
 (Exclusive of Homestead Exemption)**

PARISH TAXES:

General Fund Tax	@	4.39 mills	423,094.97
Library Tax	@	3.84 mills	370,087.62
Solid Waste	@	6.78 mills	653,435.96
Law Enforcement	@	7.56 mills	728,610.01

ROAD TAXES:

Road Maintenance	@	5.00 mills	481,884.93
------------------------	---	------------------	------------

SCHOOL TAXES:

Const. School	@	5.00 mills	530,073.42
Operation School	@	6.94 mills	668,856.28
Repair & Upkeep	@	6.94 mills	668,856.28
Employee School	@	10.17 mills	980,153.97
School District #1	@	6.00 mills	108,216.00
School District #2	@	12.00 mills	99,702.24
School District #33	@	4.00 mills	13,623.36
School District #4-5	@	11.00 mills	299,660.35
School District #16	@	19.00 mills	53,464.10
School District #28	@	5.00 mills	173,280.80

MISCELLANEOUS TAXES:

1-2 Fire Protection	@	5.41 mills	175,239.54
Forestry Tax	@	8¢ per acre ..	34,110.64
Recreation District #1	@	3.11 mills	117,190.18
Hospital District #2	@	15.71 mills	981,491.95
Shiloh Water	@	2.00 mills	9,271.92
4-5 Fire Protection	@	5.80 mills	158,002.29
Hospital District #1	@	4.85 mills	132,125.10
Fire Protection #6	@	5.00 mills	94,873.65
Fire Protection #7	@	11.08 mills	62,359.05

TOTAL PARISH & LOCAL TAXES \$8,017,664.61

PARISH OF BOSSIER

TOTAL ASSESSED VALUE \$250,498,940.00
 TOTAL ASSESSED VALUE (Exclusive of Homestead Exemption) ... \$169,880,500.00

LOCAL TAXES

(Exclusive of Homestead Exemption)

PARISH TAXES:

Parish Tax	@ 1.75 mills	201,401.51
Parish Tax	@ 3.78 mills	207,151.88
Library Maintenance	@ 5.47 mills	929,247.79
Library Bond	@ 3.20 mills	543,618.45
Health Clinic	@ 0.87 mill	147,796.26
Law Enforcement	@ 6.95 mills	1,180,679.33
Assessment District	@ 3.43 mills	582,690.79

ROAD TAXES:

Road Tax	@ 2.62 mills	445,087.61
----------------	--------------------	------------

SCHOOL TAXES:

Const. School	@ 4.47 mills	759,367.02
School Maintenance	@ 10.16 mills	1,725,988.61
School Salaries	@ 10.16 mills	1,725,988.59
School District #1	@ 27.50 mills	310,344.17
School District #2	@ 5.00 mills	58,953.00
School District #3	@ 20.50 mills	427,970.32
School District #13	@ 15.00 mills	1,443,591.60
School District #2A	@ 24.80 mills	341,947.25
School District #27	@ 15.50 mills	255,799.74
School District #27N	@ 15.50 mills	11,115.77
School District #13N	@ 15.00 mills	150,242.40

LEVEE TAXES:

North Bossier Levee	@ 4.58 mills	1,917.25
District Levee	@ 4.52 mills	507,914.42

MISCELLANEOUS TAXES:

Red River WW—Capital Outlay	@ 2.16 mills	365,955.63
Red River WW—Maintenance	@ 0.72 mill	121,985.21
CBB—Maintenance	@ 0.52 mill	67,043.37
CBB—Improvement Bonds	@ 1.02 mills	131,508.15
Forestry Tax	@ 8¢ per acre	22,524.00
N. Bossier Acreage	@ 25¢ per acre	3,581.50
Fire District #1 E.CN.	@ 21.26 mills	301,657.13
Fire District #2 S.B.	@ 10.46 mills	114,753.60
Fire District #3 Ivan Operation	@ 11.51 mills	22,069.92
Fire District #3 Ivan Bonds	@ 13.00 mills	24,926.93
Fire District #4 Benton Operation	@ 10.14 mills	119,503.81
Fire District #4 Benton Bonds	@ 14.00 mills	164,995.40
Fire District #5 N.E. Operation	@ 10.00 mills	42,857.98
Fire District #5 N.E. Bonds	@ 11.50 mills	49,286.68

TOTAL PARISH & LOCAL TAXES \$13,511,463.07

PARISH OF CADDO

TOTAL ASSESSED VALUE \$869,227,750.00
 TOTAL ASSESSED VALUE (Exclusive of Homestead Exemption) ... \$610,589,050.00

LOCAL TAXES
 (Exclusive of Homestead Exemption)

PARISH TAXES:

Parish Shreveport	@	2.93 mills	1,374,852.07
Parish Vivian	@	2.93 mills	18,690.79
Parish Outside	@	5.86 mills	790,966.10
Juvenile Court	@	2.23 mills	1,361,613.58
Public Health	@	2.50 mills	1,526,472.63
Library	@	4.90 mills	2,991,918.48
Public Facilities	@	.92 mill	561,741.93
Bonded Debt Service	@	9.75 mills	5,953,243.24
Public Works	@	6.69 mills	4,084,840.74
Jail Facilities	@	9.46 mills	5,776,172.41
Courthouse Maintenance	@	3.08 mills	1,880,614.27
Law Enforcement District	@	11.33 mills	6,917,973.94
Assessment District	@	2.46 mills	1,502,049.06

SCHOOL TAXES:

Parishwide School	@	53.17 mills	32,465,019.79
-------------------------	---	-------------------	---------------

LEVEE TAXES:

Levee	@	3.01 mills	270,605.51
-------------	---	------------------	------------

MISCELLANEOUS TAXES:

Red River Waterway	@	2.88 mills	1,751,126.43
Water District #1	@	5.14 mills	12,240.11
Sewerage District #2	@	45.00 mills	80,300.25
Hospital	@	5.00 mills	172,928.70
Forest Acres	@	8¢ per acre	29,767.76
Sewerage District #7	@	21.50 mills	70,367.13
Water District #7	@	4.69 mills	14,608.35
Fire District #1	@	22.49 mills	413,596.43
Fire District #2	@	27.18 mills	65,417.71
Fire District #3	@	12.76 mills	335,097.23
Fire District #4	@	23.82 mills	261,410.23
Fire District #5	@	12.41 mills	184,218.63
Fire District #6	@	15.80 mills	348,594.20
Fire District #7	@	18.25 mills	390,159.08
Fire District #8	@	12.50 mills	311,668.97
Fire District #9	@	10.00 mills	33,443.80

TOTAL PARISH & LOCAL TAXES \$71,951,719.55

PARISH OF CALCASIEU

TOTAL ASSESSED VALUE \$765,960,520.00
 TOTAL ASSESSED VALUE (Exclusive of Homestead Exemption) ... \$595,195,430.00

LOCAL TAXES

(Exclusive of Homestead Exemption)

PARISH TAXES:

Parish Tax (12345678,8I)	@	4.30 mills	1,454,423.51
Parish Tax (3L3N4S4W6D7V)	@	2.15 mills	396,116.11
Parish Library All	@	2.30 mills	1,201,707.63
Calcasieu-Lake Charles Health All.	@	2.28 mills	1,191,235.72
Juvenile Detention Home Maintenance All. .	@	2.28 mills	1,191,235.72
Mosquito Control	@	1.74 mills	909,099.32
Assessment District	@	1.34 mills	700,111.48
Criminal Justice	@	2.90 mills	1,515,193.50
Library Maint.	@	4.57 mills	2,387,707.15
Law Enforcement	@	7.58 mills	3,960,344.48
Coliseum Sinking All.	@	0.25 mill	130,681.29
Chenlt.-Auth. Maintenance	@	5.41 mills	2,826,573.29
Courthouse Jail Maintenance	@	3.79 mills	1,980,174.14
Law Enforcement	@	6.96 mills	3,636,412.96

ROAD TAXES:

Road Maintenance	@	3.72 mills	1,943,597.30
Road District #1 Sinking	@	3.00 mills	35,321.67
Road District #5 Sinking	@	2.75 mills	21,435.81

SCHOOL TAXES:

Constitutional	@	5.34 mills	2,790,000.16
Special School	@	12.61 mills	6,588,376.88
School 21 (6, 6D)	@	45.80 mills	534,464.32
School 22 (*3, *3N)	@	35.60 mills	4,069,049.29
School 23 (*4, *4S,4W)	@	11.00 mills	1,810,733.10
School 24 (5)	@	15.90 mills	123,928.08
School 25 (*2,8,8I)	@	36.30 mills	454,542.40
School 26 (7, 7V)	@	35.20 mills	564,007.95
School 27 (1)	@	51.70 mills	608,712.51
School 28 (*2)	@	36.90 mills	246,271.56
School 30 (*4, *4S)	@	21.30 mills	2,106,162.97
School 31 (*3,3L,*3N)	@	25.40 mills	1,967,639.34

DRAINAGE TAXES:

Gravity Drainage District #2 Maint.	@	7.00 mills	112,160.72
Gravity Drainage District #2 Sinking	@	2.00 mills	32,045.92
Gravity Drainage District #4 Maint.	@	4.57 mills	876,369.85
Gravity Drainage District #5	@	4.32 mills	1,138,289.08
Gravity Drainage District #9	@	14.28 mills	103,975.95
Gravity Drainage District #6 Maint.	@	8.99 mills	174,981.89
Gravity Drainage District #8 Maint.	@	10.52 mills	123,861.86
Gravity Drainage District #7 Maint.	@	10.00 mills	119,145.90

MISCELLANEOUS TAXES:

Water Works District #1	@	19.00 mills	223,703.91
Fire Protection District #4 Maint.	@	10.00 mills	25,762.20
Fire Protection District #4 Sinking	@	16.00 mills	41,219.52
Community Center #1 Maint.	@	5.00 mills	58,347.65
Community Center #2 Maint.	@	7.06 mills	1,860,260.76
Community Center #3 Maint.	@	7.96 mills	127,543.62
Community Center #4 Maint.	@	3.00 mills	35,321.67
Recreation District #1	@	10.00 mills	615,177.30
Airport Maintenance	@	0.59 mill	224,889.40
Vinton Harbor & Terminal	@	2.33 mills	37,333.99
Lake Charles Harbor & Terminal Maint.	@	2.68 mills	1,067,701.45

Ward 3 Fire Protection #2 Maint.	@	11.14 mills	399,300.87
Ward 3 Fire Protection #2 Sinking	@	2.90 mills	103,947.34
Ward 4 Fire Protection #2 Maint.	@	6.88 mills	137,582.73
Ward 4 Fire Protection #2 Sinking	@	9.25 mills	184,977.22
Fire Protection (*8,8I).	@	6.55 mills	24,343.51
Forest Acreage.	@	8¢ per acre...	17,688.77
Fire Protection District #1 Ward 6 Maint.	@	11.05 mills	78,267.26
Fire Protection District #1 Ward 6 Sinking ...	@	19.50 mills	138,119.20
Ward 4 Fire Protection #3 Maint.	@	5.00 mills	34,438.55
Ward 4 Fire Protection #3 Sinking	@	.75 mill	5,165.37
Water Works #9 Maint.	@	3.24 mills	64,916.09
Water Works #9 Sinking	@	17.50 mills	350,626.81
Waterwork #8 Maint.	@	6.01 mills	57,174.88
Waterworks #8 Sinking	@	18.22 mills	173,332.09
Water Works #11 Ward 4 Maint.	@	5.34 mills	19,964.77
Water Works #11 Ward 4 Sinking	@	16.00 mills	59,819.02
Water Works #7 Maint.	@	6.00 mills	30,117.72
Water Works #7 Sinking	@	6.00 mills	30,117.72
Community Center #4 Sinking	@	2.00 mills	23,547.78
Water Works #5 Maintenance	@	0.25 mill	54,315.45
Sewer #11 Maint.	@	3.30 mills	21,222.60
Sewer #11 Sinking	@	9.00 mills	57,880.19
Fire Protection #1 Maintenance	@	10.93 mills	128,688.97
Fire Protection District #1 Sinking 1	@	1.60 mills	18,838.22
Fire Protection District #1 Sinking 2	@	6.25 mills	73,588.21
Ward 8 Fire Protection #2 Maint.	@	5.98 mills	49,024.34
Ward 8 Fire Protection #2 Sinking	@	19.50 mills	159,862.25
Fire Protection #1 WD 2 Maint.	@	5.00 mills	36,406.10
Fire Protection #1 WD 2 Sinking	@	10.00 mills	72,812.20
Fire Protection #1 Maint.	@	5.00 mills	66,999.10
Fire Protection #1 Sinking	@	5.50 mills	73,703.22
Niblett's Bluff Pk. Maint.	@	5.96 mills	95,497.70

TOTAL PARISH & LOCAL TAXES \$57,185,638.53

PARISH OF CALDWELL

TOTAL ASSESSED VALUE \$24,869,270.00

TOTAL ASSESSED VALUE (Exclusive of Homestead Exemption) \$16,999,760.00

LOCAL TAXES

(Exclusive of Homestead Exemption)

PARISH TAXES:

General Fund	@	3.94 mills	66,979.10
Library Maintenance	@	4.66 mills	79,218.94
Library Bond	@	0.87 mill	14,789.80
Courthouse & Jail Maintenance	@	3.00 mills	50,999.32
Ind/Oper/Maintenance	@	2.00 mills	33,999.54
Rec. Operation/Maintenance	@	5.19 mills	88,228.82
Hu-Maintenance/Operation	@	2.04 mills	34,679.53
Indust. Induce.	@	3.06 mills	52,019.30
Law Enforcement 1	@	18.81 mills	319,764.92
Law Enforcement 2	@	10.00 mills	169,997.60

ROAD TAXES:

Road Maintenance/Const.....	@	8.00 mills	135,998.18
-----------------------------	---	------------	------------

SCHOOL TAXES:

Constitutional	@	4.95 mills	84,148.81
Operation/Maintenance	@	7.27 mills	123,588.25
Operation/Maintenance/Const.	@	5.20 mills	88,398.75
Operation/Maintenance/Const.	@	8.31 mills	141,268.00
Special Tax District #1	@	17.00 mills	288,995.91
Consolidated Tax	@	10.91 mills	185,467.38

LEVEE TAXES:

Levee District	@	3.00 mills	21,242.16
----------------------	---	------------	-----------

DRAINAGE TAXES:

Drainage	@	5.28 mills	19,941.27
----------------	---	------------	-----------

MISCELLANEOUS TAXES:

Kelly Water	@	7.50 mills	6,314.92
Col. Sewerage General Oblig. Bond	@	4.09 mills	9,865.82
Col. Sewerage Const/Maint/Oper.	@	4.35 mills	10,492.98
Reforestation Tax	@	8¢ per acre...	17,288.80

TOTAL PARISH & LOCAL TAXES			\$2,043,688.10
---	--	--	-----------------------

PARISH OF CAMERON

TOTAL ASSESSED VALUE	\$110,646,830.00
TOTAL ASSESSED VALUE (Exclusive of Homestead Exemption) ...	\$104,171,940.00

LOCAL TAXES**(Exclusive of Homestead Exemption)****PARISH TAXES:**

Parishwide	@	3.05 mills	317,724.61
Courthouse Maintenance	@	2.28 mills	237,512.16
Library	@	2.00 mills	208,344.00
Public Health	@	1.14 mills	118,756.08
Law Enforcement	@	10.63 mills	1,107,348.51
Mosquito	@	5.70 mills	593,780.42
Law Enforcement Special	@	8.00 mills	833,376.04
Special Assessment	@	2.03 mills	211,469.17
Garbage	@	5.82 mills	606,281.06

ROAD TAXES:

Parish Road	@	5.71 mills	594,822.15
-------------------	---	------------	------------

SCHOOL TAXES:

Regular School	@	4.02 mills	418,771.45
Special Leeway School	@	7.98 mills	831,292.59
Special School Building	@	5.70 mills	593,780.42
Special School Maintenance	@	7.00 mills	729,204.03
Special School Operation	@	10.45 mills	1,088,597.45
School District #4	@	20.00 mills	164,247.20
School District #10	@	9.00 mills	434,133.09
School District #15	@	13.50 mills	200,783.50

DRAINAGE TAXES:

Drainage District #3.....	@	4.75 mills	66,518.93
Drainage District #4.....	@	3.50 mills	31,857.96
Drainage District #7.....	@	5.00 mills	142,777.95
Drainage District #5.....	@	5.19 mills	118,392.35

MISCELLANEOUS TAXES:

ECP	@	1.00 mill	34,111.53
Cameron Hospital.....	@	3.00 mills	123,489.90
Sewerage District #1.....	@	.50 mill	5,512.09
Sewerage District #1 Maintenance	@	4.00 mills	44,096.70
Ambulance.....	@	4.00 mills	164,653.20
Water District #1	@	2.92 mills	16,660.52
Water District #2	@	5.00 mills	69,644.15
Water District #7	@	2.00 mills	7,372.09
Water District #7 Maintenance	@	5.67 mills	20,899.88
Water District #9	@	9.20 mills	268,962.86
Water District #9 Maintenance	@	5.69 mills	166,347.68
Water District #10	@	3.50 mills	98,594.14
Water District #10 Maintenance	@	3.00 mills	84,509.26
Water District #11	@	12.00 mills	98,548.60
Water District #11 Maintenance	@	5.35 mills	43,936.25
Cameron Fire District #1	@	.95 mill	10,545.92
Cameron Fire District #1 Maintenance	@	5.76 mills	63,941.56
Hackberry Fire District #1	@	4.00 mills	55,715.32
Fire District #7	@	2.25 mills	8,293.95
Fire District #7 Maintenance	@	4.00 mills	14,744.81
Fire District #9	@	9.00 mills	263,115.62
Fire District #9 Maintenance	@	2.28 mills	66,655.96
Fire District #10	@	3.25 mills	91,551.05
Fire District #10 Maintenance	@	2.00 mills	56,339.10
Fire District #14	@	12.00 mills	98,548.60
Fire District #14 Maintenance	@	5.35 mills	43,936.25
Fire District #15	@	4.00 mills	10,102.60
Fire District #16	@	11.00 mills	22,556.16
Fire District #16 Maintenance	@	11.00 mills	22,556.16
JB Recreation	@	1.00 mill	25,169.34
JB Recreation Maintenance.....	@	5.30 mills	149,297.52
Hackberry Recreation Maintenance	@	10.00 mills	148,728.90
Hackberry Recreation Improv't. Maint.	@	1.50 mills	22,309.34
G L Recreation #5.....	@	5.00 mills	41,061.80
Recreation District #6	@	28.50 mills	411,081.67
Recreation District #6 Maintenance	@	6.88 mills	99,236.56
Recreation District #7	@	1.50 mills	16,624.43
Recreation District #8	@	1.50 mills	5,236.31
Recreation #9	@	1.00 mill	22,624.41

TOTAL PARISH & LOCAL TAXES \$12,670,083.31

PARISH OF CATAHOULA

TOTAL ASSESSED VALUE \$27,792,040.00
TOTAL ASSESSED VALUE (Exclusive of Homestead Exemption) \$19,802,840.00

LOCAL TAXES
(Exclusive of Homestead Exemption)

PARISH TAXES:

Parish Tax	@	3.51 mills	54,168.39
Hospital #1 Bond	@	3.55 mills	54,785.70
Parish Library	@	5.95 mills	91,823.92
Courthouse	@	4.85 mills	74,848.06
Public Health Unit	@	1.99 mills	30,710.85
Parish Tax J	@	1.76 mills	7,691.79
Hospital Bond J	@	3.55 mills	15,514.69
Parish Library Maintenance J	@	5.95 mills	26,003.48
Parish Courthouse J	@	4.85 mills	21,196.12
Parish Health Unit J	@	1.99 mills	8,696.97
Law Enforcement R.	@	11.42 mills	226,149.05
Law Enforcement V.	@	8.27 mills	163,769.93
Assessor M.	@	7.39 mills	146,344.66

SCHOOL TAXES:

Parishwide Constitutional	@	4.44 mills	87,924.65
Parishwide Special Operation Tax	@	5.65 mills	111,886.09
Parishwide Special Leeway	@	5.65 mills	111,886.10
Parishwide Building Repair Equipment	@	1.62 mills	32,080.62
School District #1 S	@	8.84 mills	87,063.86
School District #1 S	@	14.87 mills	146,452.44
School District #1 M	@	5.00 mills	49,244.26
School District #2 S	@	30.01 mills	90,751.40
School District #2 Maintenance	@	5.00 mills	15,120.19
School District #5 S	@	10.63 mills	27,197.56
School District #5 Maintenance	@	4.02 mills	10,285.43
School District #9 S	@	25.64 mills	28,836.30
School District #9 Maintenance	@	5.19 mills	5,836.99
School District #12 S	@	15.44 mills	26,847.90
School District #12 Maintenance	@	5.14 mills	8,937.70
School District #12 M. Plant	@	5.55 mills	9,650.63
School District #25 S	@	7.98 mills	12,032.81
School District #25 Maintenance R.	@	5.56 mills	8,383.76

LEVEE TAXES:

Levee District Tax	@	3.00 mills	51,461.07
--------------------------	---	------------------	-----------

MISCELLANEOUS TAXES:

Hospital #2 Bond	@	6.00 mills	20,449.36
Hospital #2 Maintenance	@	.86 mill	2,931.08
Forestry Tax	@	8¢ per acre	10,090.96
Maint. Recreation District	@	1.57 mills	1,404.77
Larto Recreation B.1.	@	4.58 mills	11,027.48
Larto Maintenance	@	5.00 mills	12,038.73
Fire District #1	@	5.10 mills	9,151.14
Fire District #2 Bond	@	7.31 mills	27,242.23
Fire District #2 Maintenance	@	3.13 mills	11,664.60

TOTAL PARISH & LOCAL TAXES \$1,949,583.72

PARISH OF CLAIBORNE

TOTAL ASSESSED VALUE \$61,360,525.00
 TOTAL ASSESSED VALUE (Exclusive of Homestead Exemption) \$46,823,625.00

LOCAL TAXES
 (Exclusive of Homestead Exemption)

PARISH TAXES:

General Parish Tax.....	@	4.44 mills	163,316.31
Library.....	@	5.48 mills	201,570.58
S.L.E.D.....	@	11.02 mills	405,348.16
General Parish Tax.....	@	2.22 mills	22,290.19
Library.....	@	5.48 mills	55,022.63
S.L.E.D.....	@	11.02 mills	110,647.69

ROAD TAXES:

Road District #1	@	11.00 mills	35,249.08
Road District #2	@	5.81 mills	30,657.95
Road District #3	@	6.02 mills	69,723.92
Road District #4	@	10.26 mills	18,220.95
Road District #5	@	10.00 mills	34,504.30
Road District #6	@	11.84 mills	40,140.91
Road District #7	@	5.18 mills	59,505.25
Road District #8	@	5.00 mills	30,553.38
Road District #9	@	4.94 mills	2,518.94

SCHOOL TAXES:

Parish Building Maintenance	@	2.50 mills	91,957.38
School BD. Const.....	@	5.61 mills	206,352.37
School BD. Specl.....	@	5.48 mills	201,570.58
School BD. Maintenance	@	5.48 mills	201,570.58
Parish Building Maintenance	@	2.50 mills	25,101.56
School BD Const.....	@	5.61 mills	56,327.91
School BD. Specl.....	@	5.48 mills	55,022.63
School BD. Maintenance	@	5.48 mills	55,022.63
School District #11	@	15.63 mills	256,394.98
School District #13	@	12.45 mills	155,140.78
School District #16	@	6.75 mills	50,392.04
School District #1	@	6.00 mills	40,459.68
School District #26	@	9.00 mills	29,472.86

MISCELLANEOUS TAXES:

Forestry Tax	@	8¢ per acre...	28,003.84
Recreation Tax	@	5.00 mills	84,294.30
Hospital District #2	@	10.00 mills	299,289.96
Hospital District #1	@	10.00 mills	168,588.59
Fire District #6	@	11.32 mills	87,294.96
Evergreen Fire District	@	10.52 mills	1,198.86
Haynesville Fire District	@	10.00 mills	82,751.63
Fire District #4	@	10.00 mills	45,825.78
South Claiborne Fire District	@	10.00 mills	78,005.08

TOTAL PARISH & LOCAL TAXES \$3,579,309.22

PARISH OF CONCORDIA

TOTAL ASSESSED VALUE	\$58,180,790.00
TOTAL ASSESSED VALUE (Exclusive of Homestead Exemption)	\$38,975,570.00

LOCAL TAXES

(Exclusive of Homestead Exemption)

PARISH TAXES:

Library Tax	@ 2.48 mills	96,660.40
Library Tax	@ 5.70 mills	222,163.04
Public Improvement Bond	@ 5.00 mills	194,879.84
Health Service	@ 1.81 mills	70,546.50
Assessment District	@ 4.76 mills	185,525.61
Law Enforcement Tax	@ 8.66 mills	337,530.18

SCHOOL TAXES:

School Const.	@ 3.10 mills	120,824.29
Con-Mt-Oprt.	@ 24.18 mills	942,429.45

LEVEE TAXES:

Levee Tax	@ 3.86 mills	150,447.22
-----------------	--------------------	------------

MISCELLANEOUS TAXES:

Recreation District #2	@ 3.66 mills	20,064.25
Recreation District #3 Maint.	@ 3.66 mills	52,949.91
Fire District #1 Maint.	@ 2.90 mills	14,854.27
Fire District #2	@ 7.35 mills	150,741.71
Fire District #2 Maint.	@ 6.00 mills	123,053.16
Forestry Tax	@ 8¢ per acre...	7,038.24

TOTAL PARISH & LOCAL TAXES	\$2,689,708.07
----------------------------------	----------------

PARISH OF DESOTO

TOTAL ASSESSED VALUE	\$79,090,964.00
TOTAL ASSESSED VALUE (Exclusive of Homestead Exemption)	\$56,469,533.00

LOCAL TAXES

(Exclusive of Homestead Exemption)

PARISH TAXES:

Parish Tax	@ 3.53 mills	199,336.82
Sheriff Tax	@ 3.86 mills	217,973.64
Sheriff Tax	@ 8.66 mills	489,027.72
Assessment District	@ 3.33 mills	188,047.62

ROAD TAXES:

1984 Road Tax	@ 4.78 mills	269,925.79
---------------------	--------------------	------------

SCHOOL TAXES:

Const. School	@ 4.41 mills	249,029.87
School Tax-87	@ 7.00 mills	395,290.18
School Maint.	@ 37.00 mills	2,089,376.17
District 4 School	@ 36.40 mills	1,005,539.80
District 3 School	@ 40.16 mills	207,929.67
District 1 School	@ 39.05 mills	426,862.91
District 5 School	@ 42.06 mills	148,798.24

District 2 School	@	10.00 mills	89,005.35
District 2 School	@	50.00 mills	445,026.75
LEVEE TAXES:			
Levee District	@	4.51 mills	3,079.51
Levee Acreage	@	5¢ per acre	899.20
MISCELLANEOUS TAXES:			
Fire District #1	@	5.00 mills	42,273.90
Fire District #5	@	10.00 mills	48,974.92
Fire District #8 Const.	@	5.00 mills	121,690.97
Fire District #8 Bonds	@	2.50 mills	60,845.48
Fire District #9 Const.	@	10.00 mills	32,166.48
Fire District #9 Bonds	@	15.00 mills	48,249.73
Forestry Tax	@	8¢ per acre	29,744.56
TOTAL PARISH & LOCAL TAXES			\$6,809,095.28

PARISH OF EAST BATON ROUGE

TOTAL ASSESSED VALUE	\$1,552,187,390.00
TOTAL ASSESSED VALUE (Exclusive of Homestead Exemption)	\$1,104,276,340.00
LOCAL TAXES	
Exclusive of Homestead Exemption)	

PARISH TAXES:

Parish Tax	@	4.30 mills	4,748,388.47
Capital Improvements	@	2.80 mills	3,091,973.78
Mosquito Abatement District	@	1.23 mills	1,358,260.14
Emergency Medical Center	@	3.08 mills	3,401,170.61
Parish Library	@	8.18 mills	9,032,979.41
BREC Maintenance & Operations	@	7.22 mills	7,972,876.62
BREC Capital Improvements	@	2.06 mills	2,274,809.63
Special Law Enforcement	@	4.28 mills	4,726,302.25
Law Enforcement-Additional	@	3.66 mills	4,041,651.80
Assessor's Salary & Expense Fund	@	1.57 mills	1,733,713.26

SCHOOL TAXES:

Constitutional School	@	5.38 mills	5,941,005.62
Special School Maintenance	@	1.07 mills	1,181,576.80
Special Add'l. Aid Public Sc.	@	6.66 mills	7,354,480.82
Special Additional Teachers	@	2.85 mills	3,147,187.41
Special School Emp. Sal. & Benefits	@	1.91 mills	2,109,165.95
Special School Emp. Sal. & Benefits	@	7.32 mills	8,083,303.29
Special Replacing Reduced State & Local Receipts	@	5.11 mills	5,642,850.29
Special Employees Salary & Benefits	@	6.14 mills	6,780,256.77
Special Support ADAPP	@	0.51 mill	563,179.10

LEVEE TAXES:

Pontchartrain Levee District	@	3.89 mills	111,598.10
------------------------------------	---	------------------	------------

MISCELLANEOUS TAXES:

Consolidated Sewerage District	@	0.33 mill	272,968.10
Cons. Road Lighting District #1	@	14.00 mills	455,743.41
Cons. Garbage Service District	@	10.00 mills	3,110,822.60

St. George Fire District #1.....	@	4.32 mills	745,739.70
Brownsfield Fire District #3	@	14.81 mills	137,532.41
Central Fire District #4	@	10.83 mills	343,054.15
Eastside Fire District #5	@	10.00 mills	194,484.50
Hooper Road Fire District #6.....	@	14.81 mills	226,657.00
Downtown Development District.....	@	9.81 mills	240,593.28
City of Baton Rouge	@	8.67 mills	6,987,139.17
City of Baker.....	@	5.67 mills	153,756.84
City of Zachary	@	3.38 mills	77,228.51

TOTAL PARISH & LOCAL TAXES \$96,242,449.79

PARISH OF EAST CARROLL

TOTAL ASSESSED VALUE \$27,017,266.00
TOTAL ASSESSED VALUE (Exclusive of Homestead Exemption) \$20,988,222.00

LOCAL TAXES

(Exclusive of Homestead Exemption)

PARISH TAXES:

Parish General Fund	@	3.82 mills	80,175.02
Library Tax	@	6.50 mills	136,423.47
Health Unit Tax	@	3.04 mills	63,804.21
Courthouse Tax	@	2.00 mills	41,976.45
Hospital Tax	@	6.59 mills	138,312.41
Port Commission Tax	@	2.96 mills	62,125.15
Law Enforcement Tax.....	@	12.43 mills	260,883.67
Assessor Tax	@	4.90 mills	102,842.31

ROAD TAXES:

Road Maintenance Tax	@	5.05 mills	105,990.54
----------------------------	---	------------------	------------

SCHOOL TAXES:

Parish School Tax	@	4.75 mills	99,694.07
Parish School Special Tax	@	5.07 mills	106,410.31

LEVEE TAXES:

Levee Tax	@	3.86 mills	81,007.66
-----------------	---	------------------	-----------

DRAINAGE TAXES:

Drainage Maintenance Tax	@	5.05 mills	105,990.54
--------------------------------	---	------------------	------------

MISCELLANEOUS TAXES:

Garbage Tax	@	8.60 mills	141,120.77
Fire Bond Tax	@	5.41 mills	88,774.19
Fire Maintenance Tax	@	2.03 mills	33,311.09
Forestry Tax	@	8¢ per acre...	2,291.60

TOTAL PARISH & LOCAL TAXES \$1,651,133.46

PARISH OF EAST FELICIANA

TOTAL ASSESSED VALUE \$49,198,380.00
 TOTAL ASSESSED VALUE (Exclusive of Homestead Exemption) \$36,105,510.00

LOCAL TAXES
 (Exclusive of Homestead Exemption)

PARISH TAXES:

Parish Tax, Twn of Jackson	@ 1.52 mills	3,189.08
Parish Tax Outside	@ 3.04 mills	103,381.07
Health Unit	@ 2.97 mills	107,234.74
Library	@ 2.50 mills	90,276.42
Law Enforcement	@ 5.25 mills	189,561.82

SCHOOL TAXES:

School Constitutional	@ 3.77 mills	136,117.03
Parishwide School Maintenance	@ 17.00 mills	613,793.67
School District #1 Bond	@ 25.50 mills	920,703.15

MISCELLANEOUS TAXES:

Forest Acreage	@ 8¢ per acre ...	10,633.97
911 Emergency	@ 1.00 mill	36,105.51

TOTAL PARISH & LOCAL TAXES \$2,210,996.46

PARISH OF EVANGELINE

TOTAL ASSESSED VALUE \$102,155,160.00
 TOTAL ASSESSED VALUE (Exclusive of Homestead Exemption) ... \$ 75,981,520.00

LOCAL TAXES
 (Exclusive of Homestead Exemption)

PARISH TAXES:

Parish Tax Outside	@ 3.61 mills	212,037.72
C.P.W.	@ 4.52 mills	265,487.67
Elderly Services	@ 1.03 mills	60,498.30
Library	@ 3.10 mills	182,082.25
Health Unit Out	@ 2.01 mills	118,059.78
Law Enforcement	@ 5.47 mills	321,287.07
Parish Tax Inside	@ 1.81 mills	31,214.01
C.P. W.	@ 4.52 mills	77,948.80
Elderly Services Inside	@ 1.03 mills	17,762.67
Library Inside	@ 3.10 mills	53,460.46
Health Unit	@ 2.01 mills	34,663.07
Law Enforcement	@ 5.47 mills	94,331.85

ROAD TAXES:

Road District #1	@ 5.01 mills	196,354.18
Road District #2	@ 15.11 mills	154,305.12
Road District #3	@ 5.20 mills	55,360.63
Road District #4	@ 15.80 mills	85,030.79
Road District #5	@ 5.11 mills	53,506.86

SCHOOL TAXES:

General School Tax Outside	@ 10.06 mills	590,886.26
General School Tax Inside	@ 10.06 mills	173,487.82
CSD #2 Maintenance	@ 12.07 mills	861,263.58
Bas. School District	@ 16.03 mills	72,796.76

Bas. Ath. Department	@	1.96 mills	8,900.86
School District #1	@	7.50 mills	78,534.44
DRAINAGE TAXES:			
D.G.D.D. #4	@	8.06 mills	39,757.29
M.G.D.D. #5	@	1.56 mills	6,158.75
Vid. G.D. #7	@	3.95 mills	4,952.91
P.M. D.D. #8	@	3.42 mills	2,808.02
E.G. D.D. #9	@	4.45 mills	1,305.69
MISCELLANEOUS TAXES:			
Fire Protection District	@	5.01 mills	135,405.97
A.E.F.P.D.	@	0.97 mill	5,923.76
M.F.P. District #2	@	4.22 mills	62,222.92
P.P. F. District	@	5.95 mills	32,021.69
Ward 5 F.P.D.	@	11.40 mills	108,826.95
Cem. #1	@	1.04 mills	2,664.46
Cem. #2	@	1.07 mills	5,068.36
Cem. #3	@	1.08 mills	5,876.06
Cem. #4	@	1.09 mills	5,866.45
Cem. #5	@	1.02 mill	10,680.48
Cem. #6	@	1.08 mills	9,033.27
Cem. #7	@	1.01 mills	2,332.20
Forestry Tax	@	8¢ per acre	13,903.04
W.D. #1	@	12.82 mills	38,212.09
Ind. District #1	@	1.13 mills	44,289.20
TOTAL PARISH & LOCAL TAXES			\$4,336,570.51

PARISH OF FRANKLIN

TOTAL ASSESSED VALUE			\$51,014,816.00
TOTAL ASSESSED VALUE (Exclusive of Homestead Exemption)			\$31,025,396.00
LOCAL TAXES			
(Exclusive of Homestead Exemption)			
PARISH TAXES:			
Parish General Tax	@	1.62 mills	17,250.68
Parish General Tax	@	3.23 mills	65,817.44
Health Unit	@	3.00 mills	93,076.89
Hospital Maintenance	@	0.78 mill	24,199.99
Library	@	7.00 mills	217,179.41
Road Eq. & S.A.	@	4.32 mills	134,030.72
Law Enforcement	@	8.09 mills	250,995.51
Law Enforcement #1	@	9.31 mills	288,846.50
Assessment District	@	8.26 mills	256,270.99
SCHOOL TAXES:			
Aid to Education	@	3.98 mills	123,481.06
Constitutional	@	3.90 mills	120,999.02
Maintenance & Improvement	@	4.66 mills	144,578.32
Ward 1 School	@	17.00 mills	42,257.57
Ward 2 School	@	22.00 mills	54,906.22
Ward 3 School	@	18.00 mills	30,229.24

Ward 4 School	@	27.00 mills	51,874.15
Ward 5A School.....	@	27.00 mills	18,741.10
Ward 7 School	@	4.00 mills	62,130.37
Ward 8 School	@	25.00 mills	26,081.29
Ward 9 School	@	16.00 mills	40,160.54
School Maintenance	@	7.50 mills	18,826.02
LEVEE TAXES:			
District Levee	@	3.00 mills	77,240.87
MISCELLANEOUS TAXES:			
Forestry	@	8¢ per acre...	4,697.12
TOTAL PARISH & LOCAL TAXES			\$2,163,871.02

PARISH OF GRANT

TOTAL ASSESSED VALUE	\$33,071,651.00	
TOTAL ASSESSED VALUE (Exclusive of Homestead Exemption)	\$20,620,123.00	
LOCAL TAXES		
(Exclusive of Homestead Exemption)		
PARISH TAXES:		
General Alimony.....	@ 4.56 mills	94,027.79
Maintenance Courthouse	@ 3.10 mills	63,922.40
Health Unit.....	@ 2.07 mills	42,683.67
Library.....	@ 6.15 mills	126,813.80
Assessor.....	@ 8.00 mills	164,961.04
Sheriff	@ 26.73 mills	551,176.13
Red River Waterway	@ 2.88 mills	57,870.52
ROAD TAXES:		
Road Tax	@ 8.29 mills	170,940.88
SCHOOL TAXES:		
Constitution.....	@ 5.71 mills	117,740.94
General Support	@ 7.17 mills	147,846.33
Building Repair.....	@ 5.01 mills	103,306.85
Collfax 1A Bldg. & Repair	@ 4.02 mills	28,990.45
Pollock 9A Bldg. & Repair	@ 8.11 mills	57,608.81
Dry Prong 11A Bldg. & Repair	@ 4.74 mills	9,337.10
Consolidated District #33 Maint.....	@ 2.59 mills	42,177.72
Consolidated District #33 Bonds.....	@ 45.00 mills	732,817.62
Geo. School District 16 Maint.....	@ 4.44 mills	5,380.62
Geo. School District 16 Bonds	@ 31.00 mills	37,567.39
Mont. District #21 Maint.....	@ 4.69 mills	8,048.83
Mont. District 21 Bonds.....	@ 16.00 mills	27,458.71
Verda School District #31 Maint.....	@ 3.09 mills	2,722.33
LEVEE TAXES:		
19th Levee District.....	@ 4.60 mills	30,023.58
19th Levee District \$100 per MI RR's		2,950.50
\$ 50 per MI P/L		

MISCELLANEOUS TAXES:

Hospital District #1	@	4.00 mills	33,009.95
Hospital District #7	@	5.01 mills	11,826.70
Recreation District #2	@	2.70 mills	4,944.51
Forestry Tax	@	8¢ per acre...	13,758.48
Fire District #1	@	9.40 mills	60,356.25
Fire District #4	@	9.51 mills	7,828.23
Fire District #5	@	11.09 mills	80,876.17
Fire District #6	@	10.89 mills	19,947.24
Fire District #7	@	9.84 mills	6,729.73

TOTAL PARISH & LOCAL TAXES \$2,865,651.27

PARISH OF IBERIA

TOTAL ASSESSED VALUE \$207,147,153.00
TOTAL ASSESSED VALUE (Exclusive of Homestead Exemption) ... \$141,366,224.00

**LOCAL TAXES
 (Exclusive of Homestead Exemption)**

PARISH TAXES:

P.W. Bond Retirement (New)	@	33.00 mills	4,665,086.90
General Parish Tax Outside	@	3.84 mills	303,361.44
P.W. Public Library	@	4.00 mills	565,465.24
P.W. Public Building Maintenance	@	4.76 mills	672,908.05
P.W. Teche Vermilion FW District	@	1.50 mills	212,072.10
P.W. Law Enforcement District	@	9.14 mills	1,292,091.05
P.W. Public Health Unit Maintenance	@	2.11 mills	298,287.51

SCHOOL TAXES:

P.W. School Constitutional	@	5.08 mills	718,140.17
P.W. Special Maintenance & Operation Tax	@	7.11 mills	1,005,118.55

LEVEE TAXES:

Atchafalaya Basin Levee District	@	4.15 mills	45,657.95
Atchafalaya District (Partial)	@	4.15 mills	4,588.29

DRAINAGE TAXES:

P.W. Drainage	@	4.00 mills	565,465.24
---------------------	---	------------------	------------

MISCELLANEOUS TAXES:

Criminal Tax	@	1.92 mills	119,742.92
Courthouse Maintenance	@	.89 mill	55,496.67
Fire Protection District #1	@	7.00 mills	552,896.28
Recreation District #8	@	5.05 mills	48,426.20
Forest Protection Tax	@	8¢ per acre...	5,340.16

TOTAL PARISH & LOCAL TAXES \$11,130,139.12

PARISH OF IBERVILLE

TOTAL ASSESSED VALUE			\$217,659,060.00
TOTAL ASSESSED VALUE (Exclusive of Homestead Exemption) ...			\$193,709,360.00
		LOCAL TAXES	
		(Exclusive of Homestead Exemption)	
PARISH TAXES:			
General Fund City Limits	@	1.24 mills	14,663.22
General Fund Outside Limits	@	2.49 mills	452,894.28
Sheriff Tax	@	12.00 mills	2,324,512.32
Assessor Fund	@	2.00 mills	387,418.72
SCHOOL TAXES:			
Parishwide School	@	35.77 mills	6,928,986.30
LEVEE TAXES:			
Atchafalaya Levee District	@	4.15 mills	490,232.67
Pontchartrain Levee District	@	3.89 mills	294,018.42
DRAINAGE TAXES:			
Parishwide Drainage	@	4.84 mills	937,552.67
MISCELLANEOUS TAXES:			
Library Tax	@	3.80 mills	736,095.51
Public Bldg. Maintenance	@	3.00 mills	581,128.08
Recreation Tax	@	2.90 mills	561,758.99
General Fund Maringouin	@	4.28 mills	9,359.32
Water Works District #2	@	3.45 mills	260,685.40
Fire District #1	@	3.95 mills	43,659.90
Water Works District #4	@	10.77 mills	44,104.69
Fire District #2	@	6.78 mills	28,820.56
Timber Fire Protection	@	8¢ per acre...	18,996.24
TOTAL PARISH & LOCAL TAXES			\$14,114,887.29

PARISH OF JACKSON

TOTAL ASSESSED VALUE			\$49,862,810.00
TOTAL ASSESSED VALUE (Exclusive of Homestead Exemption) ...			\$38,126,780.00
		LOCAL TAXES	
		(Exclusive of Homestead Exemption)	
PARISH TAXES:			
General Fund Tax	@	5.06 mills	192,922.80
Health Unit M/O	@	1.93 mills	73,585.54
Library M/O	@	6.73 mills	256,596.22
Ambulance Service	@	2.89 mills	110,187.68
Regular Law Enforcement	@	11.03 mills	420,537.93
Special Law Enforcement	@	4.00 mills	152,506.95
Hospital Operation	@	7.50 mills	285,964.98
ROAD TAXES:			
Roads & Bridges	@	5.06 mills	192,922.25
Paving Roads	@	4.40 mills	167,758.47

SCHOOL TAXES:

Parish Schools	@	5.06 mills	192,922.80
Maintenance & Operation	@	7.70 mills	293,575.66
Additional Support	@	7.78 mills	296,625.80
Additional Support M/O	@	6.13 mills	233,716.73
Quitman Bonds	@	21.00 mills	85,645.98
Weston Bonds	@	28.00 mills	105,203.66
J-H School Bonds	@	11.88 mills	308,884.60
Chatham Bonds	@	35.15 mills	149,292.75

MISCELLANEOUS TAXES:

Fire District WD1	@	10.49 mills	25,831.27
Fire District WD2	@	10.00 mills	33,078.00
Fire District WD4	@	15.00 mills	54,419.70
Fire District WD3	@	10.00 mills	24,576.00
Forestry Tax	@	8¢ per acre...	24,486.16

TOTAL PARISH & LOCAL TAXES **\$3,681,241.83**

PARISH OF JEFFERSON

TOTAL ASSESSED VALUE **\$1,863,606,808.00**

TOTAL ASSESSED VALUE (Exclusive of Homestead Exemption) . **\$1,226,436,556.00**

LOCAL TAXES

(Exclusive of Homestead Exemption)

PARISH TAXES:

Parish of Jefferson	@	1.54 mills	1,733,501.44
Library Maintenance	@	7.00 mills	8,585,025.49
Health Unit	@	2.26 mills	2,771,767.61
Juvenile Detention Home	@	4.40 mills	5,396,315.25
Coroner's Office	@	1.56 mills	1,913,266.55
Sheriff	@	8.28 mills	10,154,859.51

ROAD TAXES:

Public Improvement Bonds	@	0.28 mill	343,423.52
Consolidated Road District A	@	2.44 mills	1,025,818.20
Consolidated Road District A Sub #1	@	9.92 mills	759,760.54
Sub #1 of Road District #1/Kenner	@	12.89 mills	2,469,609.14

SCHOOL TAXES:

School Board	@	12.52 mills	15,354,984.48
--------------------	---	-------------------	---------------

LEVEE TAXES:

Levee District	@	3.91 mills	3,134,589.31
West Jefferson Levee District	@	5.03 mills	2,114,713.73

DRAINAGE TAXES:

Fourth Jefferson Drainage District	@	6.06 mills	4,858,191.19
Sub Drainage Not DD No. 9	@	4.81 mills	199,148.94
Cons. Drainage District #1 New	@	5.00 mills	1,045,320.82
Con. Drainage District #1	@	2.46 mills	467,710.99
Drainage District #7	@	6.48 mills	122,711.61
Drainage District #9	@	7.22 mills	1,341,289.95

Public Impr. Bonds	@	5.05 mills	6,193,501.94
MISCELLANEOUS TAXES:			
Hospital District #2	@	0.22 mill	176,377.06
Transportation System	@	2.00 mills	2,452,890.95
Transportation System, Disabled, etc.	@	1.00 mill	1,226,412.51
Ambulance Service #1	@	10.00 mills	208,524.57
Garbage Dist. #1	@	4.15 mills	2,470,112.16
Cons. Garbage District #2	@	5.00 mills	1,593,565.36
Westbank Cons. Sew. in old 8 & 9	@	5.00 mills	1,702,804.00
Garbage District #6	@	3.16 mills	64,634.00
East Bank Cons. Fire Protection	@	16.76 mills	9,300,458.95
Fire Protection District #3	@	10.83 mills	436,337.04
Fire Protection District #5	@	14.25 mills	998,743.99
Fire Protection District #9	@	9.82 mills	131,569.44
Fire Protection District #6	@	15.00 mills	1,044,242.30
Fire Protection District #7	@	18.25 mills	1,397,741.42
Fire Protection District #8	@	13.08 mills	1,341,673.44
East Jefferson Water District #1	@	4.14 mills	3,318,955.39
Cons. Water District #2	@	4.92 mills	1,655,038.46
East Cons. Sewer District	@	5.78 mills	3,440,331.93
WB Cons. CCPD#1	@	10.00 mills	1,383,093.80
WB Cons. CCPD#2	@	10.00 mills	1,791,630.25
East Cons. Comm. Ctr. Play District	@	10.58 mills	6,297,283.74
Comm. Cen. Play Dist. #10	@	11.28 mills	235,215.59
Comm. Cen. Play Dist. #11	@	3.57 mills	33,546.34
Comm. Cen. Play Dist. #12	@	3.16 mills	324,132.67
Comm. Cen. Play Dist. #13	@	1.87 mills	143,220.21
Comm. Cen. Play Dist. #14	@	1.06 mill	62,355.39
Comm. Cen. Play Dist. #15	@	5.33 mills	125,940.76
Comm. Cen. Play Dist. #16	@	9.82 mills	131,569.44
Parish Cons. Road Light District	@	3.90 mills	3,641,519.17
Road Lighting District #7	@	4.91 mills	65,784.72
Fire Protection District #4	@	15.00 mills	312,786.84
TOTAL PARISH & LOCAL TAXES			\$117,494,002.10

PARISH OF JEFFERSON DAVIS

TOTAL ASSESSED VALUE	\$103,366,750.00
TOTAL ASSESSED VALUE (Exclusive of Homestead Exemption) ...	\$ 77,039,180.00
LOCAL TAXES	
(Exclusive of Homestead Exemption)	

PARISH TAXES:

General Fund	@	4.37 mills	597,071.88
Courthouse Maintenance	@	1.13 mills	212,046.26
Library	@	5.32 mills	54,831.18
General Fund In	@	2.19 mills	258,143.28
Courthouse Maintenance	@	1.13 mills	62,449.83
Library	@	5.32 mills	32,222.97
Mosquito District	@	7.75 mills	151,704.62

Law Enforcement Constitutional	@	5.16 mills	397,523.32
Law Enforcement Voted Issue	@	4.95 mills	381,345.04
Assessment District	@	2.09 mills	161,014.81
ROAD TAXES:			
Road District #10	@	12.12 mills	251,024.02
Ward 4 Road District	@	10.58 mills	34,071.19
Road District #12	@	11.59 mills	179,694.90
Sub Road District #1	@	10.30 mills	92,147.42
SCHOOL TAXES:			
Constitutional	@	5.39 mills	415,242.29
Special School	@	8.52 mills	656,375.56
School District #21 Maintenance	@	5.94 mills	63,825.76
School District #21 Bond	@	38.00 mills	408,312.95
School District #2	@	6.59 mills	181,267.29
School District #3 Maintenance	@	6.29 mills	27,770.58
School District #3 Special Maintenance	@	5.38 mills	23,752.90
School District #3 Bond	@	23.00 mills	101,545.84
School District #22 Maintenance	@	7.97 mills	35,680.54
School District #22 Bond	@	16.50 mills	73,868.11
School District #5	@	3.86 mills	34,533.00
W.R.C. #1 Maintenance	@	6.72 mills	94,609.17
W.R.C. #1 Bond	@	10.00 mills	140,787.45
School District #8 Maintenance	@	5.51 mills	36,972.33
School District #8 Bond	@	18.25 mills	122,458.28
DRAINAGE TAXES:			
D.D. #1 Sub A	@	9.25 mills	30,774.83
D.D. #1 Consolidated	@	8.60 mills	58,193.00
G. Marais D.D. Maintenance	@	6.41 mills	42,764.91
G. Marais D.D. Bond	@	8.60 mills	57,375.70
Broadmore D.D.	@	8.81 mills	100,766.39
Nezpique D.D.	@	20.00 mills	86,236.60
D.D. #5	@	10.23 mills	9,157.16
D.D. #6 Maintenance	@	5.52 mills	30,085.06
D.D. #6 Bond	@	2.80 mills	15,260.54
D.D. #7 Maintenance	@	5.00 mills	15,928.17
D.D. #7 Bond	@	2.50 mills	7,964.08
Welsh D.D. Bond	@	6.00 mills	47,251.98
Welsh D.D. Maintenance	@	5.00 mills	39,376.65
D.D. #9	@	7.34 mills	39,824.50
MISCELLANEOUS TAXES:			
Central WW District	@	8.83 mills	120,062.56
Fire District #1	@	5.00 mills	7,850.65
Fire District #2	@	5.00 mills	64,585.65
Fire District #3	@	5.00 mills	69,644.35
Fire District #4	@	5.67 mills	44,194.78
Fire District #5	@	5.00 mills	41,848.50
Fire District #6	@	4.00 mills	17,907.40
Fire District #7	@	10.00 mills	5,765.90
Forestry Tax	@	8¢ per acre	4,598.16
TOTAL PARISH & LOCAL TAXES			\$6,239,710.29

PARISH OF LAFAYETTE

TOTAL ASSESSED VALUE \$458,218,593.00

TOTAL ASSESSED VALUE (Exclusive of Homestead Exemption) ... \$315,521,678.00

LOCAL TAXES

(Exclusive of Homestead Exemption)

PARISH TAXES:

Parish Tax	@	3.69 mills	382,696.19
Parish Tax City	@	1.85 mills	391,767.22
Courthouse & Jail	@	2.74 mills	864,441.67
Public Improvement Bond	@	4.28 mills	1,350,404.71
Library 1987-1996	@	3.10 mills	978,068.07
Library 1989-1998	@	2.01 mills	634,097.26
Bridges & Maintenance	@	4.17 mills	1,315,687.26
Health Unit Maintenance	@	1.79 mills	564,653.28
Min. Security Maintenance	@	2.41 mills	760,307.07
Juvenile Detention Maintenance	@	1.37 mills	432,118.21
Airport Maintenance	@	1.71 mills	539,411.54
Teche Vermilion Water District	@	1.50 mills	473,253.89
Economic Development Authority	@	2.50 mills	788,814.23
Assessment District	@	1.90 mills	599,395.83
Law Enforcement	@	19.68 mills	6,210,038.41
Laf. Par. Bayou Ver. B&I	@	2.50 mills	788,814.23
Laf. Par. Bayou Ver. Maintenance	@	.88 mill	277,501.84

SCHOOL TAXES:

School	@	4.59 mills	1,448,218.89
School District #1	@	4.00 mills	1,262,241.21
Special School	@	7.27 mills	2,293,925.17
Special School Improvement	@	4.59 mills	1,448,218.89
School 1985 Operation	@	16.70 mills	5,269,686.43

DRAINAGE TAXES:

Drainage Maintenance	@	3.34 mills	1,053,781.42
----------------------------	---	------------------	--------------

TOTAL PARISH & LOCAL TAXES \$30,127,542.92

PARISH OF LAFOURCHE

TOTAL ASSESSED VALUE \$271,615,400.00

TOTAL ASSESSED VALUE (Exclusive of Homestead Exemption) ... \$184,004,870.00

LOCAL TAXES

(Exclusive of Homestead Exemption)

PARISH TAXES:

Parish Council	@	3.33 mills	558,450.43
Criminal	@	0.90 mill	14,674.38
Dr. Health, Library	@	5.41 mills	995,466.75
Public Building	@	2.89 mills	531,774.29
Library	@	1.92 mills	353,289.49
Parish Recreation	@	1.92 mills	353,289.49
Juvenile Justice	@	3.20 mills	588,815.82
Health Unit	@	0.96 mill	176,644.75
Law Enforcement	@	10.19 mills	1,875,010.40

ROAD TAXES:

Road District #1	@	5.00 mills	793,593.95
------------------------	---	------------------	------------

SCHOOL TAXES:

Schools	@	41.36 mills	7,610,444.63
---------------	---	-------------------	--------------

LEVEE TAXES:

Atchafalaya Levee	@	4.15 mills	318,636.96
-------------------------	---	------------------	------------

Lafourche Levee	@	4.20 mills	450,257.78
-----------------------	---	------------------	------------

South Lafourche Levee	@	4.73 mills	458,321.19
-----------------------------	---	------------------	------------

DRAINAGE TAXES:

Drainage District #1	@	4.00 mills	201,960.48
----------------------------	---	------------------	------------

Drainage District #5	@	5.11 mills	44,644.78
----------------------------	---	------------------	-----------

Drain 1 of 12	@	20.00 mills	4,390.00
---------------------	---	-------------------	----------

Drain 2 of 12	@	20.00 mills	1,859.00
---------------------	---	-------------------	----------

Drain 3 of 12	@	20.00 mills	6,109.20
---------------------	---	-------------------	----------

Drain 1 of 12	@	\$2.50 per acre ...	2,045.00
---------------------	---	---------------------	----------

Drain 2 of 12	@	\$2.50 per acre ...	2,450.00
---------------------	---	---------------------	----------

Drain 3 of 12	@	\$2.50 per acre ...	5,235.00
---------------------	---	---------------------	----------

Parish Drainage	@	3.86 mills	710,259.09
-----------------------	---	------------------	------------

MISCELLANEOUS TAXES:

Fire District #1	@	6.98 mills	147,953.08
------------------------	---	------------------	------------

Fire District #2	@	5.24 mills	77,616.51
------------------------	---	------------------	-----------

Fire District #3	@	8.00 mills	778,938.64
------------------------	---	------------------	------------

Fire District #4	@	17.51 mills	37,612.07
------------------------	---	-------------------	-----------

Fire District #5	@	6.33 mills	27,844.19
------------------------	---	------------------	-----------

Fire District #6	@	4.00 mills	42,684.84
------------------------	---	------------------	-----------

Fire District #9	@	8.00 mills	35,433.76
------------------------	---	------------------	-----------

C.L. Ambulance	@	6.75 mills	286,496.39
----------------------	---	------------------	------------

Hospital District #1	@	11.29 mills	1,076,651.49
----------------------------	---	-------------------	--------------

Hospital District #2	@	4.90 mills	207,968.61
----------------------------	---	------------------	------------

Hospital District #3	@	5.77 mills	234,745.08
----------------------------	---	------------------	------------

Water District #1	@	4.07 mills	675,700.72
-------------------------	---	------------------	------------

B. Laf. Fresh Water	@	1.57 mills	288,816.27
---------------------------	---	------------------	------------

Road Light	@	1.89 mills	307,302.69
------------------	---	------------------	------------

Greater Lafourche Port.	@	7.05 mills	672,316.82
------------------------------	---	------------------	------------

Special Ed District #1	@	6.35 mills	605,562.43
------------------------------	---	------------------	------------

Recreation District #1	@	2.65 mills	44,566.46
------------------------------	---	------------------	-----------

Recreation District #11	@	15.00 mills	84,331.65
-------------------------------	---	-------------------	-----------

Recreation District #8	@	10.00 mills	60,834.60
------------------------------	---	-------------------	-----------

Forestry Tax	@	8¢ per acre ...	4,883.84
--------------------	---	-----------------	----------

TOTAL PARISH & LOCAL TAXES			\$21,755,883.00
---	--	--	------------------------

PARISH OF LASALLE

TOTAL ASSESSED VALUE			\$41,334,731.00
-----------------------------------	--	--	------------------------

TOTAL ASSESSED VALUE (Exclusive of Homestead Exemption)			\$30,145,861.00
---	--	--	------------------------

LOCAL TAXES

(Exclusive of Homestead Exemption)

PARISH TAXES:

Assessors District	@	6.55 mills	197,455.61
--------------------------	---	------------------	------------

Ad Valorem Tax.....	@	3.95 mills	119,076.28
Library Tax.....	@	6.09 mills	183,588.49
Ambulance Tax.....	@	5.00 mills	150,729.47
Road & Bridge.....	@	10.00 mills	301,458.94
Health Unit.....	@	1.14 mills	34,366.28
Garbage Tax.....	@	7.98 mills	240,563.96
Courthouse Maintenance.....	@	8.00 mills	241,166.88
Law Enforcement.....	@	20.43 mills	615,880.11
ROAD TAXES:			
Road District #2-Bond.....	@	3.09 mills	30,503.72
Road District #2-BN.....	@	1.03 mills	10,167.91
SCHOOL TAXES:			
Special M&O District #1AR.....	@	5.24 mills	157,964.32
Constitution 1A.....	@	5.05 mills	152,236.61
Special Leeway 1AM.....	@	10.48 mills	315,928.65
School District #1AB.....	@	24.54 mills	739,779.51
Special B&C 1-A.....	@	5.24 mills	157,964.32
Special M&O District 1AR.....	@	2.46 mills	74,158.82
LEVEE TAXES:			
Levee District.....	@	3.00 mills	2,226.58
MISCELLANEOUS TAXES:			
Hospital District #1.....	@	1.50 mills	14,814.99
Hospital District #2.....	@	5.00 mills	100,996.34
Sewer District Maintenance.....	@	9.53 mills	20,978.14
Sewer District Bond.....	@	4.80 mills	10,566.12
Fire District.....	@	5.32 mills	27,463.82
Recreation District #5.....	@	5.00 mills	26,971.84
Recreation District #22.....	@	3.27 mills	29,509.76
Recreation District #10.....	@	20.00 mills	39,335.26
Forestry Tax.....	@	8¢ per acre	23,567.76
TOTAL PARISH & LOCAL TAXES			\$4,019,420.49

PARISH OF LINCOLN

TOTAL ASSESSED VALUE	\$129,593,620.00
TOTAL ASSESSED VALUE (Exclusive of Homestead Exemption) ...	\$ 97,477,950.00
LOCAL TAXES	
(Exclusive of Homestead Exemption)	

PARISH TAXES:			
General Alimony In.....	@	1.64 mills	74,780.68
Hospital Imps. In.....	@	.70 mill	31,918.58
Library Bond In.....	@	3.68 mills	167,800.56
Parish Maintenance & Operation In.....	@	5.22 mills	238,021.46
Parishwide Construction.....	@	5.06 mills	230,725.77
Parishwide Repair & Equipment In.....	@	5.22 mills	238,021.45
Law Enforcement In.....	@	4.83 mills	220,238.24
Assessment District In.....	@	1.50 mills	68,396.97
General Alimony Out.....	@	3.27 mills	169,647.59
Hospital Imps. Out.....	@	0.70 mill	36,316.00

Library Bond Out	@	3.68 mills	190,918.39
Parish Maintenance & Operation Out	@	5.22 mills	270,813.63
Parishwide Construction Out	@	5.06 mills	262,512.79
Parishwide Repair & Equipment Out	@	5.22 mills	270,813.59
Law Enforcement Out	@	4.83 mills	250,580.39
Assessment District Out	@	1.50 mills	77,820.00
ROAD TAXES:			
Parishwide Road & Maintenance In	@	4.48 mills	204,278.95
Parishwide Road Construction In	@	4.48 mills	204,278.95
Parishwide Road & Maintenance Out	@	4.48 mills	232,422.39
Parishwide Road Construction Out	@	4.48 mills	232,422.39
SCHOOL TAXES:			
School District #1	@	23.50 mills	1,575,491.40
Maintenance & Operation District #1	@	3.09 mills	207,160.86
School District #3	@	31.50 mills	333,077.27
Maintenance & Operation District #3	@	3.14 mills	33,201.77
Maintenance & Operation District #5	@	3.00 mills	41,339.43
School District #6	@	62.00 mills	298,702.98
MISCELLANEOUS TAXES:			
Forestry Tax	@	8¢ per acre	16,730.88
Fire District #1	@	10.20 mills	494,978.65
City Recreation Tax	@	2.00 mills	122,275.72
City General Fund	@	6.84 mills	418,182.89
TOTAL PARISH & LOCAL TAXES			\$7,213,870.62

PARISH OF LIVINGSTON

TOTAL ASSESSED VALUE			\$120,930,260.00
TOTAL ASSESSED VALUE (Exclusive of Homestead Exemption) ...			\$ 59,644,800.00
LOCAL TAXES			
(Exclusive of Homestead Exemption)			
PARISH TAXES:			
Parish & Local	@	1.30 mills	25,153.82
Parish Tax	@	2.58 mills	103,962.93
Courthouse Sinking	@	0.10 mill	596.45
Health Unit	@	4.85 mills	289,277.28
Library	@	3.07 mills	183,109.54
Tax Assessor	@	6.51 mills	388,287.65
Law Enforcement	@	13.16 mills	784,925.57
Law Enforcement	@	12.50 mills	745,560.12
ROAD TAXES:			
Road & Equipment Maintenance	@	4.85 mills	289,277.28
Road District #10	@	0.01 mill	15.50
Road District #5	@	0.10 mill	176.69
Road District #6	@	0.80 mill	1,449.54
Road District #8	@	0.01 mill	34.28
Road District #9	@	0.44 mill	1,581.50

Sub Road District #10	@	0.01 mill	15.50
Sub Road District #5	@	1.00 mill	176.69
Sub Road District #6	@	0.70 mill	1,268.35
Sub Road District #9	@	0.43 mill	1,545.54
SCHOOL TAXES:			
Parishwide Const. School Tax	@	3.29 mills	196,231.39
Parishwide Special Maint.....	@	7.18 mills	428,249.66
Parishwide Add't Support	@	7.17 mills	427,653.22
Parishwide District #5	@	4.86 mills	289,873.73
School District #1	@	24.34 mills	596,934.70
School District #4	@	17.90 mills	199,090.25
School District #27A.....	@	43.56 mills	157,196.05
School District #22	@	89.93 mills	311,119.54
School District #24	@	79.93 mills	240,588.82
School District #25	@	50.75 mills	166,582.28
School District #26	@	48.44 mills	221,930.79
School District #27	@	2.36 mills	8,971.71
School District #32A.....	@	42.73 mills	130,596.95
School District #31	@	55.99 mills	68,989.12
School District #32	@	3.23 mills	9,480.34
School District #33	@	45.38 mills	72,873.61
DRAINAGE TAXES:			
Drainage	@	5.00 mills	112,109.75
MISCELLANEOUS TAXES:			
Forestry	@	8¢ mill	23,527.68
Fire District #1	@	10.00 mills	32,259.00
Fire District #2	@	10.00 mills	38,793.00
Fire District #4	@	11.69 mills	199,756.56
Fire District #5	@	21.12 mills	167,505.69
Fire District #8	@	10.00 mills	25,938.00
Fire District #9	@	10.00 mills	17,668.50
Fire District #10	@	10.00 mills	19,679.00
Fire District #11	@	10.00 mills	2,544.60
Recreation District #1	@	11.40 mills	126,820.42
Recreation District #2	@	4.00 mills	13,838.32
Recreation District #3	@	18.88 mills	423,324.82
Recreation District #6	@	36.00 mills	108,360.00
TOTAL PARISH & LOCAL TAXES			\$7,654,901.73

PARISH OF MADISON

TOTAL ASSESSED VALUE	\$34,766,103.00
TOTAL ASSESSED VALUE (Exclusive of Homestead Exemption)	\$25,783,427.00
LOCAL TAXES	
(Exclusive of Homestead Exemption)	

PARISH TAXES:

Parish Tax In.....	@	1.83 mills	13,989.77
Parish Tax	@	3.65 mills	66,211.61

Hospital Bond	@	14.00 mills	360,968.31
Hospital Maintenance	@	4.18 mills	107,774.82
Port Commission	@	2.90 mills	74,772.01
Sheriff	@	7.04 mills	181,515.49
Health Unit	@	1.36 mills	35,065.49
Library	@	4.10 mills	105,712.15
Garbage Collection	@	10.43 mills	268,921.39
Drainage & Roads	@	17.41 mills	448,889.88
Courthouse & Jail	@	3.10 mills	79,928.70
Assessment District	@	4.64 mills	119,635.21
SCHOOL TAXES:			
Regular School Tax	@	4.84 mills	124,791.90
Special School Tax	@	4.84 mills	124,791.90
LEVEE TAXES:			
Levee Tax	@	3.86 mills	97,040.10
MISCELLANEOUS TAXES:			
Forestry Tax	@	8¢ per acre...	5,026.96
TOTAL PARISH & LOCAL TAXES			\$2,215,035.69

PARISH OF MOREHOUSE

TOTAL ASSESSED VALUE			\$106,870,970.00
TOTAL ASSESSED VALUE (Exclusive of Homestead Exemption) ...			\$ 81,957,500.00
LOCAL TAXES			
(Exclusive of Homestead Exemption)			
PARISH TAXES:			
Parish Tax	@	2.04 mills	83,117.24
Parish Tax	@	4.08 mills	168,150.94
Public Building Maintenance	@	0.52 mill	42,617.92
Library Tax	@	3.25 mills	266,362.01
Hospital Bond	@	8.50 mills	696,639.13
Maintenance Tax (Health Unit & Other Public Bldg.)	@	0.90 mill	73,761.79
Assessment District Tax	@	3.03 mills	248,331.25
Law Enforcement District Tax	@	5.24 mills	429,457.48
ROAD TAXES:			
Road District	@	4.87 mills	399,133.23
SCHOOL TAXES:			
Parishwide Const. Maintenance Tax	@	5.50 mills	450,766.69
Parishwide Special Maint. Tax	@	6.80 mills	557,311.55
Parishwide Special Leeway Maint. Tax	@	6.33 mills	518,791.49
LEVEE TAXES:			
Tensas Basin Levee District Tax	@	3.00 mills	84,482.13
DRAINAGE TAXES:			
Drainage	@	2.25 mills	184,404.47

MISCELLANEOUS TAXES:

Ward 2 Cemetery Tax.....	@	0.98 mill.....	5,843.56
Ward 6 Fire District #1 Tax.....	@	6.90 mills.....	57,593.37
Bastrop Area Fire District #2 Tax.....	@	6.77 mills.....	91,983.73
Ward 10 Fire District #1 Tax.....	@	4.00 mills.....	19,381.20
Ward 5 Fire District #1 Tax.....	@	3.50 mills.....	16,829.29
Ward 8 Fire District #1 Tax.....	@	7.96 mills.....	18,338.84
Ward 2 Fire District #1 Tax.....	@	8.50 mills.....	50,682.59
Bastrop Fire 2 M/H Fee.....			24,360.00
Bastrop Fire 2 BD Fee.....			159,100.00
Forestry Fee.....	@	0.08 per acre....	12,804.72

TOTAL PARISH & LOCAL TAXES \$4,660,244.62

PARISH OF NATCHITOCHEs

TOTAL ASSESSED VALUE \$97,465,320.00

TOTAL ASSESSED VALUE (Exclusive of Homestead Exemption) \$68,789,580.00

LOCAL TAXES

(Exclusive of Homestead Exemption)

PARISH TAXES:

General Tax Inside.....	@	1.80 mills.....	43,407.14
General Tax Out.....	@	3.60 mills.....	160,830.31
Courthouse Maintenance.....	@	3.00 mills.....	206,368.82
Library.....	@	3.00 mills.....	206,368.82
Health Unit.....	@	2.00 mills.....	137,579.21
Ambulance.....	@	2.00 mills.....	137,579.21
Hospital.....	@	4.50 mills.....	309,553.23
CRW/W Maintenance.....	@	0.48 mill.....	33,019.01
Law Enforcement.....	@	18.20 mills.....	1,251,970.87
Assessment District.....	@	3.74 mills.....	257,273.13

ROAD TAXES:

Road District #40.....	@	5.00 mills.....	221,688.30
------------------------	---	-----------------	------------

SCHOOL TAXES:

General School.....	@	5.59 mills.....	315,744.29
Special School.....	@	6.65 mills.....	457,450.88
CSD #4 Bond.....	@	19.00 mills.....	33,932.17
CSD #4 Maintenance.....	@	4.93 mills.....	8,804.50
CSD #6 Bond.....	@	24.00 mills.....	106,712.38
CSD #6 Maintenance.....	@	7.08 mills.....	31,480.15
School District #7 Bond.....	@	14.00 mills.....	72,969.96
School District #8.....	@	7.20 mills.....	12,797.12
School District #9 Bond.....	@	11.00 mills.....	442,640.16
School District #9 Maintenance.....	@	6.62 mills.....	266,388.90
CSD #7.....	@	47.00 mills.....	821,238.99

LEVEE TAXES:

Levee Tax.....	@	5¢ per acre....	10,103.80
Levee P/L.....	@	\$50.00 per mile .	4,044.00
Levee R/R.....	@	\$100.00 per mile .	5,233.00

Natchitoches Levee.....	@	4.01 mills	156,874.74
MISCELLANEOUS TAXES:			
RR W/W Cof.....	@	2.16 mills	146,811.19
RR W/W Maintenance.....	@	0.72 mill	48,937.06
Forestry Tax	@	8¢ per acre...	30,180.88
Water District #2	@	3.00 mills	14,603.59
Fire District #10.....	@	10.03 mills	14,060.41
Fire District #1	@	7.00 mills	36,075.90
Fire District #2	@	6.69 mills	39,722.76
Fire Prot. Parcel Fee.....			51,025.00
Fire District #4	@	10.00 mills	25,258.60
Fire District #5	@	10.31 mills	18,399.23
Fire District #6	@	10.00 mills	93,096.80
Fire District #7	@	6.71 mills	29,504.33
Fire District #8	@	10.00 mills	9,016.10
Fire District #9	@	5.00 mills	52,527.00
TOTAL PARISH & LOCAL TAXES			\$6,321,271.94

PARISH OF ORLEANS

TOTAL ASSESSED VALUE	(Parish) \$1,760,237,590.00
	(City) \$1,806,350,935.00
TOTAL ASSESSED VALUE (Exclusive of Homestead Exemption)	(Parish) \$1,322,516,512.00*
	(City) \$1,368,629,857.00**

City assessments includes auto assessment. Vehicles have not yet been assessed for 1992. The 1991 assessment was used as the basis for the 1992 assessment on autos. (1991 Auto figure-est. \$46,113,345)

**LOCAL TAXES
(Exclusive of Homestead Exemption)**

PARISH TAXES:			
Parish Tax	@	14.91 mills	20,406,271.17**
SCHOOL TAXES:			
School Tax	@	45.10 mills	61,725,206.55**
LEVEE TAXES:			
Levee Tax	@	12.01 mills	15,883,423.31*
MISCELLANEOUS TAXES:			
Board of Liquidation	@	26.90 mills	36,816,143.15**
Police & Fire	@	6.40 mills	8,759,231.08**
Library	@	4.32 mills	5,912,480.98**
Audubon Zoo	@	0.44 mills	602,197.14**
Aquarium	@	4.11 mills	5,625,068.71**
Sewerage & Water Board	@	22.59 mills	30,917,348.47**
Board of Assessors.....	@	1.19 mills	1,628,669.53**
Criminal Sheriff	@	2.90 mills	3,969,026.59**
Police & Fire (New) No H.E.....	@	10.47 mills	14,329,554.60**
Housing Improvement	@	2.50 mills	3,421,574.64**

Economic Development	@	2.50 mills	3,421,574.64**
Parkway & Recreation Dept.	@	3.00 mills	4,105,889.57**
Street & Traffic Control Device Maintenance	@	1.90 mills	2,600,396.73**

TOTAL PARISH & LOCAL TAXES \$220,124,056.86

PARISH OF OUACHITA

TOTAL ASSESSED VALUE \$531,919,416.00
TOTAL ASSESSED VALUE (Exclusive of Homestead Exemption) ... \$394,717,311.00

LOCAL TAXES

(Exclusive of Homestead Exemption)

PARISH TAXES:

General Fund Outside	@	4.13 mills	663,680.33
General Fund Inside	@	2.07 mills	484,431.84
Health	@	1.22 mills	481,575.90
Detention Home	@	1.22 mills	481,575.90
Library Maintenance	@	5.05 mills	1,993,410.15
Jail Extension	@	3.93 mills	1,551,267.05
Cooley Hospital	@	1.45 mills	572,427.93
Law Enforcement	@	10.08 mills	3,978,745.66
Mosquito Abatement District	@	1.19 mills	469,755.85
Assessment District	@	1.76 mills	694,705.31

SCHOOL TAXES:

Parish School	@	5.17 mills	1,059,844.46
School Maintenance & Operation	@	24.39 mills	4,999,850.84
East Ouachita School District Bond	@	12.50 mills	1,027,696.12
West Ouachita School District Bond	@	27.00 mills	3,306,078.31

LEVEE TAXES:

Levee District	@	3.00 mills	938,198.85
----------------------	---	------------------	------------

MISCELLANEOUS TAXES:

W. Ouachita Sewerage District Bond	@	0.46 mills	88,217.65
Road Light District #1	@	5.00 mills	15,317.69
Fire Maintenance	@	19.77 mills	3,212,678.98
E. Ouachita Recreation District Bond	@	2.80 mills	193,357.86
E. Ouachita Recreation Dist. Maint.	@	5.08 mills	314,466.98
Forestry Fee	@	8¢ per acre...	14,144.48

TOTAL PARISH & LOCAL TAXES \$26,541,428.14

PARISH OF PLAQUEMINES

TOTAL ASSESSED VALUE \$395,782,435.00
 TOTAL ASSESSED VALUE (Exclusive of Homestead Exemption) ... \$374,661,330.00

LOCAL TAXES

(Exclusive of Homestead Exemption)

PARISH TAXES:

Parish Tax	@	3.96 mills	1,483,660.59
Water	@	2.16 mills	809,268.94
Library	@	1.08 mills	404,635.39
Pollution Control	@	2.16 mills	809,268.94
Public Health	@	1.08 mills	404,635.39
Waste Disposal	@	3.24 mills	1,213,904.14
Incineration	@	1.08 mills	404,635.39
Law Enforcement	@	3.22 mills	1,206,410.90
Law Enforcement-Additional	@	5.82 mills	2,180,530.74
Hospital	@	2.34 mills	876,708.28
Assessment District	@	1.00 mills	374,681.12

ROAD TAXES:

Road Maintenance	@	1.62 mills	606,952.73
------------------------	---	------------	------------

SCHOOL TAXES:

Regular School	@	5.34 mills	2,000,691.45
Proposition I	@	3.26 mills	1,221,395.97
Proposition II	@	2.34 mills	876,708.28
Proposition III	@	4.66 mills	1,745,924.28

TOTAL PARISH & LOCAL TAXES \$16,620,012.53

PARISH OF POINTE COUPEE

TOTAL ASSESSED VALUE \$96,201,004.00
 TOTAL ASSESSED VALUE (Exclusive of Homestead Exemption) ... \$75,148,008.00

LOCAL TAXES

(Exclusive of Homestead Exemption)

PARISH TAXES:

Parish Tax	@	3.56 mills	216,130.64
Parish Tax in Livonia	@	1.78 mills	2,215.34
Parish Tax in New Roads	@	1.78 mills	23,484.02
Law Enforcement District	@	15.16 mills	1,139,244.47
Library Maintenance Tax	@	4.03 mills	302,849.98

SCHOOL TAXES:

Parishwide School	@	4.37 mills	328,403.36
Special Parishwide School	@	11.52 mills	865,706.08
School District #19	@	15.00 mills	879,907.52
Tenth Ward School	@	9.00 mills	142,228.67

LEVEE TAXES:

Atchafalaya Levee	@	4.15 mills	309,036.38
-------------------------	---	------------	------------

MISCELLANEOUS TAXES:

Fordoche Corp.	@	7.00 mills	8,114.06
New Roads Corp.	@	7.33 mills	130,085.68
Livonia Corp.	@	7.10 mills	16,801.49
Livonia Water Works	@	0.55 mill	1,302.80
Morganza Corp.	@	6.80 mills	8,870.32
Fire District #1	@	6.07 mills	34,529.77
Fire District #2	@	4.01 mills	28,957.26
Fire District #3	@	3.43 mills	48,989.55
Fire District #4	@	3.60 mills	72,280.84
Fire District #5	@	5.60 mills	151,523.12
Water District #1	@	14.18 mills	62,450.65
Sewerage District #1.	@	32.00 mills	40,521.07
Sewerage District #3A	@	35.00 mills	2,666.30

TOTAL PARISH & LOCAL TAXES **\$4,816,299.37**

PARISH OF RAPIDES

TOTAL ASSESSED VALUE **\$370,781,208.00**
TOTAL ASSESSED VALUE (Exclusive of Homestead Exemption) ... **\$253,154,606.00**

LOCAL TAXES

(Exclusive of Homestead Exemption)

PARISH TAXES:

Parish I	@	1.87 mills	275,758.78
Parish II.	@	3.78 mills	399,535.58
Courthouse & Jail Bond.	@	1.45 mills	367,073.55
Parish Library Maintenance	@	4.02 mills	1,017,679.75
Renaissance Maintenance	@	2.01 mills	508,839.87
Sheriff Maintenance.	@	16.40 mills	4,151,734.63
Health Unit Maintenance	@	1.00 mill	253,154.17
Assessor Maintenance	@	1.97 mills	498,732.13
Senior Citizens Maintenance.	@	1.00 mill	253,154.17
Airport Authority Maintenance.	@	1.50 mills	379,731.26

ROAD TAXES:

Ward 2, District 2-C Maintenance.	@	51.62 mills	333,480.12
Ward 3, District 3-A Maintenance.	@	25.13 mills	153,877.85
Ward 4, District 1-A Maintenance.	@	21.64 mills	114,003.12
Ward 5, District 5-A Maintenance.	@	46.32 mills	119,452.89
Ward 6, District 6-A Maintenance.	@	69.84 mills	88,026.10
Ward 7, District 7-A Maintenance.	@	5.39 mills	77,546.92
Ward 8, District 36-A Maintenance.	@	10.00 mills	183,625.01
Ward 9, District 9-B Maintenance.	@	5.32 mills	114,953.15
Ward 10, District 10-A Maintenance.	@	9.37 mills	280,410.32
Ward 11, District 2-B Maintenance.	@	23.79 mills	195,356.87

SCHOOL TAXES:

Parish Schools Const.	@	4.62 mills	1,169,574.28
Parish Schools General.	@	18.33 mills	4,640,324.68
Parish Schools General Maintenance	@	2.01 mills	508,840.76
Ward 1-2-8, District 62 Maintenance	@	8.02 mills	1,127,663.38

Ward 1-2-8, District 62 Bond	@ 24.50 mills	3,444,860.60
Ward 2, District 55 Maintenance	@ 11.50 mills	30,476.88
Ward 2-3, District 57 Maintenance	@ 3.98 mills	32,250.83
Ward 2-3, District 57 Bond	@ 32.50 mills	263,355.26
Ward 2-3-4, District 61 Maintenance	@ 4.00 mills	55,004.09
Ward 4, District 27 Bond	@ 48.00 mills	143,203.90
Ward 4, District 27 Maintenance	@ 10.74 mills	32,042.49
Ward 4, District 16 Bond	@ 54.00 mills	117,254.95
Ward 4, District 16 Maintenance	@ 6.23 mills	13,527.72
Ward 5, District 51 Bond	@ 102.00 mills	263,044.40
Ward 5, District 51 Maintenance	@ 13.97 mills	36,027.05
Ward 6, District 58 Bond	@ 69.00 mills	86,967.67
Ward 6, District 58 Maintenance	@ 12.08 mills	15,325.61
Ward 7, District 22A Bond	@ 35.00 mills	503,535.04
Ward 7, District 22A Maintenance	@ 3.00 mills	43,160.16
Ward 9, District 52 Bond	@ 41.50 mills	1,474,996.36
Ward 9, District 52 Maintenance	@ 5.33 mills	189,438.65
Ward 10, District 11 Bond	@ 65.00 mills	1,945,196.92
Ward 10, District 11 Maintenance	@ 7.00 mills	209,482.75
Ward 11, District 50 Bond	@ 105.00 mills	617,482.51
Ward 11, District 50 Maintenance	@ 15.53 mills	91,328.05
Ward 11, District 56 Maintenance	@ 5.74 mills	13,229.60
Ward 11, District 56 Bond	@ 22.00 mills	50,707.46
LEVEE TAXES:		
Levee District	@ 3.54 mills	635,162.16
Levee District Acreage	@ 5¢ per acre	8,146.70
Levee District Special Contributions	@ \$60 per mile	5,599.80
DRAINAGE TAXES:		
Gravity Drainage #1 Bond	@ 0.75 mill	92,861.26
Gravity Drainage #1 Maintenance	@ 0.97 mill	120,103.07
MISCELLANEOUS TAXES:		
Fire District #2 Maintenance	@ 9.78 mills	856,254.84
Fire District #2, Ser. A.#1 Maint.	@ 15.00 mills	116,286.46
Fire District #3 Maintenance	@ 12.44 mills	140,318.83
Fire District #4 Maintenance	@ 15.00 mills	122,101.73
Fire District #5 Maintenance	@ 24.10 mills	59,111.99
Fire District #7 Maintenance	@ 20.11 mills	106,351.16
Fire District #8 Maintenance	@ 34.21 mills	43,362.03
Fire District #9 Maintenance	@ 22.83 mills	37,629.92
Fire District #10 Maintenance	@ 40.00 mills	50,415.92
Fire District #11 Maintenance	@ 26.60 mills	24,006.21
Fire District #12 Maintenance	@ 10.00 mills	37,231.47
Waterworks District #11A Maintenance	@ 4.26 mills	20,098.97
Recreational Bond	@ 1.00 mill	29,926.11
Recreational Maintenance	@ 2.50 mills	74,818.96
Buckeye Recreation District Maint.	@ 5.75 mills	25,614.10
Red River Waterways	@ 2.88 mills	724,753.46
Forestry	@ 8¢ per acre	30,957.36
TOTAL PARISH & LOCAL TAXES		\$30,245,440.80

PARISH OF RED RIVER

TOTAL ASSESSED VALUE \$31,759,680.00
 TOTAL ASSESSED VALUE (Exclusive of Homestead Exemption) \$23,940,360.00

LOCAL TAXES

(Exclusive of Homestead Exemption)

PARISH TAXES:

Parish Tax	@	3.45 mills	66,243.93
Parish Tax Cty.	@	1.73 mills	8,200.65
Library Tax	@	7.00 mills	167,582.52
H.V. & P. F. Tax	@	5.00 mills	119,701.80
Sheriff Tax	@	12.81 mills	306,675.88
Fire District	@	9.90 mills	237,011.24

SCHOOL TAXES:

School Tax	@	24.71 mills	591,566.80
------------------	---	-------------------	------------

LEVEE TAXES:

RR Levee District	@	4.51 mills	32,615.94
RR Levee	@	5¢ per acre. . .	4,084.35
RR Levee	@	0.60 1/100 mile	2,437.20
Bossier Levee	@	4.52 mills	439.80

MISCELLANEOUS TAXES:

Forestry Tax	@	8¢ per acre. . .	7,938.88
Waterway	@	2.88 mills	67,301.56

TOTAL PARISH & LOCAL TAXES \$1,611,800.55

PARISH OF RICHLAND

TOTAL ASSESSED VALUE \$57,165,670.00
 TOTAL ASSESSED VALUE (Exclusive of Homestead Exemption) \$40,027,570.00

LOCAL TAXES

(Exclusive of Homestead Exemption)

PARISH TAXES:

General Fund	@	4.56 mills	121,720.80
General Fund	@	2.28 mills	30,402.71
Library Maintenance	@	4.17 mills	166,914.84
Library Maintenance	@	2.08 mills	83,257.28
Health	@	1.09 mills	43,630.02
Hospital B. I.	@	3.00 mills	120,082.62
H.S. District #1, B.I.	@	6.00 mills	240,165.24
Law Enforcement District	@	7.09 mills	283,795.26
Assessment District	@	6.26 mills	250,572.40

SCHOOL TAXES:

Parish School Constitutional	@	5.75 mills	230,158.35
Parish School Maintenance	@	6.20 mills	248,170.74
School District #1	@	23.00 mills	369,534.10
School District #2	@	34.00 mills	87,671.72
School District #3	@	43.00 mills	666,127.62
School District #4	@	49.00 mills	281,994.02

LEVEE TAXES:

Levee	@	3.00 mills	120,082.62
-------------	---	------------------	------------

MISCELLANEOUS TAXES:

Forest Acres	@	8¢ per acre...	3,741.52
Water Works District	@	1.03 mills	8,601.12

TOTAL PARISH & LOCAL TAXES			\$3,356,622.98
---	--	--	-----------------------

PARISH OF SABINE

TOTAL ASSESSED VALUE			\$70,309,230.00
-----------------------------------	--	--	------------------------

TOTAL ASSESSED VALUE (Exclusive of Homestead Exemption)			\$50,918,180.00
---	--	--	------------------------

LOCAL TAXES

(Exclusive of Homestead Exemption)

PARISH TAXES:

P/W Assessment	@	6.67 mills	339,624.73
P/W General Alimony	@	4.25 mills	216,402.57
P/W Library	@	5.17 mills	263,247.36
P/W Law Enforcement	@	12.06 mills	614,074.10

ROAD TAXES:

Road District #18	@	10.11 mills	72,439.32
Road District #16	@	10.06 mills	44,389.16
Road District #9	@	10.19 mills	49,329.59
Road District #17	@	10.21 mills	181,814.20
Road District #15	@	11.39 mills	79,157.34
Road District #1	@	11.82 mills	34,321.38
Road District #4	@	12.28 mills	26,193.06
Road District #19	@	11.56 mills	30,891.55
Road District #20	@	10.78 mills	8,024.26
Road District #11	@	13.05 mills	11,920.68

SCHOOL TAXES:

School District #20	@	47.93 mills	484,725.78
School District #62	@	30.60 mills	202,339.71
School District #34	@	28.52 mills	506,460.10
School District #17	@	40.09 mills	37,624.75
School District #8	@	36.42 mills	130,911.98
School District #42	@	25.66 mills	72,945.26
School District #61	@	43.19 mills	375,015.02
P/W School Const.	@	3.87 mills	197,053.63
P/W School Maintenance	@	8.05 mills	409,891.92

MISCELLANEOUS TAXES:

Forestry Tax	@	8¢ per acre...	33,281.92
Fire District #1 (WD1&2)	@	10.21 mills	118,205.37
Fire District #1 (WD3&4)	@	5.16 mills	116,865.75
N. Sabine Fire	@	10.32 mills	168,384.93

TOTAL PARISH & LOCAL TAXES			\$4,825,535.42
---	--	--	-----------------------

PARISH OF ST. BERNARD

TOTAL ASSESSED VALUE \$223,221,207.00
 TOTAL ASSESSED VALUE (Exclusive of Homestead Exemption) ... \$125,192,425.00

LOCAL TAXES

(Exclusive of Homestead Exemption)

PARISH TAXES:

Assessment District	@	1.95 mills	243,584.90
Garbage District	@	3.29 mills	410,971.46
Health District	@	.67 mill	83,693.27
Library	@	4.00 mills	499,661.35
Lighting	@	1.31 mills	163,350.06
Parish	@	2.64 mills	329,776.52
Police District	@	9.53 mills	1,190,432.20
Port Harbor & Terminal	@	3.30 mills	412,220.62
SBARD	@	2.33 mills	291,052.74

ROAD TAXES:

Road District	@	3.29 mills	410,971.46
---------------------	---	------------------	------------

SCHOOL TAXES:

School District	@	18.45 mills	2,304,654.91
School Board Bonds	@	2.45 mills	678.84

LEVEE TAXES:

Lake Borgne Levee District	@	14.33 mills	1,789,037.77
----------------------------------	---	-------------------	--------------

MISCELLANEOUS TAXES:

General Obligation B	@	7.00 mills	874,407.39
Fire District #1	@	7.98 mills	777,348.41
Fire District #2	@	8.67 mills	237,805.21
General Obligation B	@	7.00 mills	1,939.56
LBBLD Bonds	@	6.50 mills	1,801.02
Sewerage District #1	@	11.59 mills	170,731.77
Sewerage District #2	@	9.47 mills	820,712.87
Water District #1	@	6.59 mills	641,939.34

TOTAL PARISH & LOCAL TAXES \$11,656,771.67

PARISH OF ST. CHARLES

TOTAL ASSESSED VALUE \$369,681,398.00
 TOTAL ASSESSED VALUE (Exclusive of Homestead Exemption) ... \$311,454,821.00

LOCAL TAXES

(Exclusive of Homestead Exemption)

PARISH TAXES:

Assessor	@	1.46 mills	454,724.05
General Parish Tax	@	3.33 mills	1,037,144.54
Hospital Bonds	@	1.20 mills	373,745.79
Hospital M & O	@	2.79 mills	868,958.95
Law Enforcement	@	17.93 mills	5,584,332.92
Mosquito Control	@	2.16 mills	672,742.41
Parish Council on Aging	@	1.00 mill	311,454.82

Public Courthouse Bonds	@	0.90 mill	280,309.35
Public Library Bonds	@	0.50 mill	155,727.41
Public Library M & O	@	3.00 mills	934,364.46
Parish Recreation	@	2.00 mills	622,909.63
Public Sewer Bonds	@	4.70 mills	1,463,837.64
Road Lighting	@	2.34 mills	727,535.44
Fire Protection Bonds All	@	1.30 mills	404,891.26
E-911 Telephone Service M & O	@	0.50 mills	155,727.41
Fire Protection M & O	@	1.60 mills	498,327.70
ROAD TAXES:			
Public Roads	@	6.05 mills	1,884,301.66
SCHOOL TAXES:			
School Bonds	@	8.80 mills	2,740,802.41
School Constitutional	@	4.16 mills	1,295,652.04
School Const. & Imp.	@	4.16 mills	1,295,652.04
School Maintenance	@	20.64 mills	6,428,427.50
LEVEE TAXES:			
Lafourche Levee	@	4.20 mills	703,311.68
Pontchartrain Levee	@	3.89 mills	549,698.88
DRAINAGE TAXES:			
Gravity Drainage Bonds	@	8.50 mills	146,413.32
Gravity Drainage M & O	@	6.00 mills	103,350.79
MISCELLANEOUS TAXES:			
Fire Protection Bonds	@	.35 mill	57,135.61
WW 1 Bonds	@	2.40 mills	319,441.52
WW 1 M & O	@	1.91 mills	254,202.37
WW 2 Bonds	@	1.00 mill	163,286.93
WW 2 M & O	@	2.20 mills	359,233.22
TOTAL PARISH & LOCAL TAXES			\$30,847,643.75

PARISH OF ST. HELENA

TOTAL ASSESSED VALUE	\$32,123,700.00
TOTAL ASSESSED VALUE (Exclusive of Homestead Exemption)	\$21,883,800.00
LOCAL TAXES	
(Exclusive of Homestead Exemption)	

PARISH TAXES:			
General Fund	@	2.70 mills	59,086.26
Assessors Office	@	8.60 mills	188,200.68
Parish Health Unit	@	3.79 mills	82,939.60
Health Unit Maintenance	@	0.94 mill	20,570.77
Health Unit Sinking	@	1.00 mill	21,883.80
Parish Library	@	2.19 mills	47,925.52
Hospital Maintenance	@	4.75 mills	103,948.05
Hospital Maintenance	@	1.84 mills	40,266.19
Hospital Maintenance	@	4.37 mills	95,632.21
Hospital Nursing	@	6.25 mills	136,773.75
Law Enforcement	@	9.20 mills	201,330.96
Law Enforcement	@	10.00 mills	218,838.00

ROAD TAXES:		
Parishwide Road	@ 5.00 mills	109,419.00
Road District #1	@ 8.00 mills	38,603.60
Road District #3	@ 6.12 mills	26,087.63
Road District #4	@ 6.20 mills	30,584.73
Road District #5	@ 6.79 mills	13,181.33
Sub Road District #2	@ 5.67 mills	20,107.14
SCHOOL TAXES:		
Constitutional	@ 3.38 mills	73,967.24
Special Maintenance/L	@ 9.49 mills	207,677.26
MISCELLANEOUS TAXES:		
Fire Maintenance #5	@ 10.00 mills	19,393.20
Fire Protection #4	@ 10.00 mills	31,055.80
Forestry Tax	@ 8¢ per acre	13,556.96
TOTAL PARISH & LOCAL TAXES		\$1,801,029.68

PARISH OF ST. JAMES

TOTAL ASSESSED VALUE	\$156,426,554.00
TOTAL ASSESSED VALUE (Exclusive of Homestead Exemption) ...	\$138,401,211.00
LOCAL TAXES	
(Exclusive of Homestead Exemption)	

PARISH TAXES:		
Law Enforcement	@ 14.46 mills	2,001,283.17
Police Jury General Fund	@ 3.23 mills	447,037.07
Hospital Building	@ 5.00 mills	692,007.58
Library Maintenance	@ 3.50 mills	484,406.59
Human Resources	@ 3.92 mills	542,535.64
Courthouse Maintenance	@ 5.00 mills	692,007.58
Jail & Library Construction	@ 1.25 mills	173,009.05
Assessment District	@ 1.37 mills	189,610.83
Public Safety	@ 4.00 mills	553,604.69
Enhanced 911 System Maint.	@ 1.00 mill	138,401.58
St. James Youth Center	@ 1.00 mill	138,401.58
ROAD TAXES:		
Road Maintenance	@ 5.00 mills	692,007.58
Road Const. Bonds	@ 6.25 mills	865,014.98
SCHOOL TAXES:		
Constitutional #1	@ 4.02 mills	556,375.81
Maintenance	@ 6.04 mills	835,941.74
Building	@ 16.00 mills	2,214,419.53
LEVEE TAXES:		
Levee District East	@ 3.89 mills	339,220.70
Levee District West	@ 4.20 mills	213,464.28
DRAINAGE TAXES:		
Parish Drainage	@ 1.96 mills	271,267.65

MISCELLANEOUS TAXES:

Road Light #1-A	@	0.75 mill	46,666.56
Recreation	@	4.93 mills	104,152.11
Fire Protection #2	@	0.74 mill	84,049.07
Road Light #4	@	4.00 mills	30,262.38
Road Light District #2	@	1.00 mill	43,070.99
District V Recreation	@	1.00 mill	43,259.32

TOTAL PARISH & LOCAL TAXES \$12,391,478.06

PARISH OF ST. JOHN

TOTAL ASSESSED VALUE \$169,503,812.00
TOTAL ASSESSED VALUE (Exclusive of Homestead Exemption) ... \$118,262,203.00

LOCAL TAXES
(Exclusive of Homestead Exemption)

PARISH TAXES:

Parishwide	@	4.22 mills	496,298.89
Parish Water Improvement Bond	@	10.00 mills	1,176,063.72
Road Lights	@	5.00 mills	588,031.85
Courthouse & Jail	@	1.04 mills	122,310.62
Library	@	7.31 mills	859,702.58
Public Health Unit	@	1.07 mills	125,838.81
Public Impr. Bond A & B	@	0.20 mill	23,521.27
Public Land & Bldg.	@	0.50 mill	58,803.18
Parishwide Sewerage	@	4.00 mills	470,425.49
Public Bond-Health Unit	@	0.20 mill	23,521.27
Mosquito Abat. District	@	0.50 mill	58,803.18
Assessment District	@	3.24 mills	381,044.64
Juvenile Detention Center	@	1.00 mill	117,606.37
Parishwide	@	4.22 mills	2,767.73
Parish Water Improvement Bond	@	10.00 mills	6,558.60
Courthouse & Jail	@	1.04 mills	682.09
Library	@	7.31 mills	4,794.34
Public Health Unit	@	1.07 mills	701.77
Public Impr. Bond A & B	@	0.20 mill	131.17
Public Land & Bldg.	@	0.50 mill	327.93
Parishwide Sewerage	@	4.00 mills	2,623.44
Public Bond-Health Unit	@	0.20 mill	131.17
Mosquito Abat. District	@	0.50 mill	327.93
Assessment District	@	3.24 mills	2,124.99
Juvenile Detention Center	@	1.00 mill	655.86
Law Enforcement	@	31.96 mills	3,779,664.02

SCHOOL TAXES:

Schools	@	46.67 mills	5,488,689.48
Schools	@	46.67 mills	30,608.98

LEVEE TAXES:

Lafourche Levee District	@	4.20 mills	10,638.45
Pontchartrain Levee District	@	3.89 mills	448,666.74

MISCELLANEOUS TAXES:

Fire District #2	@	1.75 mills	52,451.32
------------------------	---	------------------	-----------

TOTAL PARISH & LOCAL TAXES			\$14,334,517.88
---	--	--	------------------------

PARISH OF ST. LANDRY

TOTAL ASSESSED VALUE			\$249,753,140.00
-----------------------------------	--	--	-------------------------

TOTAL ASSESSED VALUE (Exclusive of Homestead Exemption) ..			\$182,872,220.00
---	--	--	-------------------------

LOCAL TAXES

(Exclusive of Homestead Exemption)

PARISH TAXES:

Parishwide Tax In	@	1.90 mills	163,630.58
Parishwide Health Unit In	@	2.36 mills	203,246.40
Parishwide Law Enforcement In	@	4.41 mills	379,795.19
Parishwide Jail In	@	1.89 mills	162,769.36
Assessment District In	@	2.03 mills	174,826.35
Parishwide Tax Out	@	3.80 mills	367,653.76
Parishwide Health Unit	@	2.36 mills	228,332.33
Parishwide Law Enforcement	@	4.41 mills	426,671.86
Parishwide Jail	@	1.89 mills	182,859.37
Assessment District	@	2.03 mills	196,404.50

ROAD TAXES:

Road District #12 Ward 2	@	5.05 mills	48,033.74
Road District #1 Ward 3	@	10.00 mills	72,831.80
Sub District #1 Road District 11-A	@	13.00 mills	41,856.49
Sub District #2 Road District 11-A	@	21.00 mills	79,190.16
Sub District #1 Road District 3W1	@	29.62 mills	70,151.34

SCHOOL TAXES:

Parishwide School In	@	34.83 mills	2,999,606.91
Parishwide School Out	@	34.83 mills	3,369,836.97

LEVEE TAXES:

R.R. Levee	@	3.54 mills	124,028.53
R.R. Levee Acreage	@	5¢ per acre ..	7,655.30
A.B. Levee	@	4.15 mills	35,023.41
Levee Mileage Tax	@	— mills	2,181.60

DRAINAGE TAXES:

Plaquemine District #12	@	4.97 mills	21,910.35
Lawtell Drainage	@	4.85 mills	26,710.01
Eunice Drainage	@	4.45 mills	18,391.92
Bayou Mallet Plaquemine Drainage	@	24.85 mills	180,887.36
C.C. Drainage	@	4.93 mills	12,924.56
Bell. C.C. Drainage	@	7.50 mills	27,385.70
Consolidated District #1	@	15.49 mills	133,587.69
St. Landry Consolidated #1	@	11.03 mills	65,382.34
Faquetaique District	@	5.86 mills	38,275.97
Prairie Basse	@	4.97 mills	17,833.08
Drainage District Ward 2	@	11.00 mills	69,781.14

MISCELLANEOUS TAXES:

Forestry Tax	@	2¢ per acre...	12,873.52
Eunice Hospital #1	@	1.00 mills	22,663.72
Acadia St. Landry Hospital	@	7.67 mills	22,457.01
St. Landry St. Mary Hospital	@	4.75 mills	50,642.09
Fire District #1	@	17.83 mills	334,088.32
Fire District #2	@	17.65 mills	217,320.10
Fire District #3	@	13.17 mills	739,040.88
C.C. Fire District #4	@	1.00 mill	3,146.13
Fire District #5	@	11.08 mills	63,418.80
Fire District #6	@	8.25 mills	72,494.33

TOTAL PARISH & LOCAL TAXES \$11,487,800.97

PARISH OF ST. MARTIN

TOTAL ASSESSED VALUE \$108,696,561.00

TOTAL ASSESSED VALUE (Exclusive of Homestead Exemption) \$70,227,715.00

LOCAL TAXES

(Exclusive of Homestead Exemption)

PARISH TAXES:

General Parish Tax	@	2.81 mills	150,656.17
Corporate Criminal Tax	@	1.24 mills	20,600.76
Parishwide Bond Sinking Fund	@	7.00 mills	491,594.89
Health Unit Tax	@	3.27 mills	229,645.46
Fire Department Maintenance	@	4.37 mills	306,894.49
Library Tax	@	8.00 mills	561,821.67
Courthouse Tax	@	2.19 mills	153,799.58
Recreations & Operations Tax	@	1.28 mills	89,891.53
Teche-Vermilion Fresh Water Dist.	@	1.50 mills	105,361.10
Law Enforcement District	@	17.82 mills	1,251,458.70
Assessment District	@	3.61 mills	253,522.08
Industrial Park Maintenance Tax	@	1.90 mills	133,437.49

ROAD TAXES:

Road Maintenance Tax	@	4.55 mills	319,539.26
S/R/D 1 of 1 (Bonds 12) (Maint. 6.32)	@	18.32 mills	151,976.09
S/R/D 3 of 1 (Bonds 8.5) (Maint. 5.15)	@	13.65 mills	108,277.91
Road District #1B	@	19.50 mills	47,000.55
Road District #2	@	18.75 mills	136,055.87
Road District #4	@	14.50 mills	147,455.47
Road District #5	@	22.25 mills	99,155.36
Road District #6	@	7.50 mills	10,653.28
Road District #7	@	21.00 mills	122,614.95
Road District #8	@	22.00 mills	100,277.95
Road District #9	@	20.25 mills	50,307.83

SCHOOL TAXES:

School District Bonds	@	27.00 mills	1,896,149.19
Regular School Constitutional	@	3.42 mills	240,179.80
Regular School Maintenance	@	8.20 mills	575,865.73
Special School Operations & Maint.	@	4.28 mills	300,574.66

LEVEE TAXES:

Atchafalaya Basin Levee District @ 4.15 mills 139,772.34

DRAINAGE TAXES:

Drainage Tax @ 5.46 mills 383,445.84

MISCELLANEOUS TAXES:

Hospital District #2 Maint. @ 4.75 mills 103,768.17
 Sewerage Dist. 1 (Bonds 16) Maint. (5.00)(8.00) @ 29.00 mills 240,573.43
 W/W Dist. 2 (Bonds 6.5) (Maint. 5) @ 11.50 mills 95,400.92
 Hospital District #1 Maint. @ 4.75 mills 40,485.20
 Forestry Tax @ 8¢ per acre... 22,849.76

TOTAL PARISH & LOCAL TAXES \$9,081,063.48

PARISH OF ST. MARY

TOTAL ASSESSED VALUE \$227,389,168.00

TOTAL ASSESSED VALUE (Exclusive of Homestead Exemption) ... \$192,669,555.00

LOCAL TAXES

(Exclusive of Homestead Exemption)

PARISH TAXES:

Parish Tax @ 6.74 mills 923,833.84
 Criminal Tax @ 3.37 mills 187,383.07
 Assessment District @ 2.67 mills 514,426.27
 Law Enforcement District @ 9.51 mills 1,832,289.58

SCHOOL TAXES:

Consolidated School District #5 @ 12.00 mills 2,312,031.76
 Constitutional School Tax @ 8.34 mills 1,606,863.85
 School District #1 Bonds @ 29.00 mills 1,441,504.01
 School District #2 Maintenance @ 9.47 mills 509,766.47
 School District #3 Maintenance @ 9.37 mills 726,211.16
 Sixth Ward School District Maint. @ 12.59 mills 771,709.78
 Fourth Ward School District Bonds @ 6.32 mills 175,675.65
 Fifth Ward School District Bonds @ 7.79 mills 293,223.93
 Eighth Ward School District Bonds @ 15.22 mills 246,391.18

LEVEE TAXES:

Atchafalaya Basin Levee District @ 4.15 mills 39,391.91

DRAINAGE TAXES:

Amelia Sub District #1 of Sixth #3 @ 9.50 mills 153,017.42
 Consol. Gravity Drainage #1 @ 7.32 mills 567,328.09
 Wax Lake East Drainage District @ 4.41 mills 145,483.99
 Sub Gravity Drainage Dist. Wax Lake E @ 6.36 mills 45,155.48
 Gravity Drainage District #3 @ 5.60 mills 136,400.52
 Gravity Drainage District #5 @ 17.00 mills 109,456.01
 Gravity Drainage District #6 @ 6.50 mills 86,590.98

MISCELLANEOUS TAXES:

Public Library District @ 4.90 mills 782,911.19
 Waterworks District #2 @ 9.00 mills 86,606.95

Waterworks District #3	@	21.00 mills	392,266.47
Waterworks District #5	@	3.14 mills	319,803.05
Waterworks District #6	@	7.83 mills	143,704.10
Sewer District #1	@	4.00 mills	44,304.13
Sewer District #2	@	5.00 mills	63,049.26
Sewer District #4	@	3.50 mills	47,646.66
Sewer District #5	@	17.44 mills	484,775.54
Sewer District #8	@	13.68 mills	343,545.98
Morgan City Harbor & Terminal	@	4.58 mills	398,742.34
West St. Mary Port Commission	@	3.77 mills	292,188.66
Law Enforcement Sub District #1	@	2.00 mills	19,992.81
Recreation District #1	@	9.50 mills	156,419.18
Recreation District #2	@	27.33 mills	337,184.13
Recreation District #3	@	11.60 mills	201,487.24
Recreation District #4	@	5.00 mills	147,732.57
Fire Protection District #1	@	12.00 mills	120,228.30
Fire Protection District #3	@	10.00 mills	135,048.00
Fire Protection District #11	@	12.00 mills	99,542.18
Hospital Service District #1	@	10.41 mills	806,814.24
Hospital Service District #2	@	10.59 mills	649,118.81
Hospital Service District #3	@	2.74 mills	147,492.50
Timberland Fire Protection Fee	@	8¢ per acre	5,251.52
Mosquito Control District #1	@	3.00 mills	29,958.71

TOTAL PARISH & LOCAL TAXES \$19,079,949.47

PARISH OF ST. TAMMANY

TOTAL ASSESSED VALUE \$460,607,546.00
TOTAL ASSESSED VALUE (Exclusive of Homestead Exemption) ... \$254,409,473.00

LOCAL TAXES

(Exclusive of Homestead Exemption)

PARISH TAXES:

Alimony 1	@	3.48 mills	558,241.47
Alimony 2	@	1.74 mills	162,681.41
Law Enforcement	@	12.58 mills	3,199,718.21
Library	@	7.13 mills	1,813,602.80
Library Construction	@	3.00 mills	763,079.41
Parish Special Assessor	@	3.12 mills	793,608.44
Public Health	@	2.11 mills	536,719.67

ROAD TAXES:

Sub-Road District #2	@	29.78 mills	203,641.13
Sub-Road District #5	@	21.01 mills	90,576.76
Sub Road District #2 (92)	@	\$500 per list	46,000.00

SCHOOL TAXES:

School District #12	@	23.50 mills	5,977,464.56
School Const. Tax	@	4.35 mills	1,106,482.35
School Maint. Operations	@	6.09 mills	1,549,073.10
School Bldg. Repair	@	4.35 mills	1,106,482.35
Operation & Maint. Schools	@	44.72 mills	11,374,974.63

Bond, Interest School District #8	@	2.40 mills	610,463.09
LEVEE TAXES:			
Levee Tax	@	5.26 mills	145,443.61
DRAINAGE TAXES:			
Drainage Maintenance	@	2.11 mills	536,719.67
Sub Drain District #1 (93)	@	\$60 per list ...	78,660.00
MISCELLANEOUS TAXES:			
Fire District #1	@	36.31 mills	3,972,931.46
Fire District #3	@	15.00 mills	101,968.74
Fire District #4	@	16.08 mills	988,575.38
Fire District #5	@	10.41 mills	41,653.30
Fire District #6	@	20.12 mills	67,723.96
Fire District #7	@	14.46 mills	79,711.15
Fire District #8	@	10.00 mills	35,959.12
Fire District #9	@	15.00 mills	37,982.03
Fire District #10	@	20.00 mills	18,409.79
Fire District #11	@	20.17 mills	59,112.06
Fire District #12	@	20.48 mills	474,236.17
Water District #2	@	6.00 mills	21,320.52
Water District #3	@	2.83 mills	7,745.34
Mosquito District #2	@	6.00 mills	675,171.44
Recreation District #1	@	8.50 mills	522,569.76
Recreation District #2	@	2.08 mills	5,266.99
Recreation District #7	@	5.04 mills	27,781.82
Lighting District #1	@	5.18 mills	35,212.75
Lighting District #4	@	5.28 mills	80,603.04
Lighting District #5	@	5.09 mills	6,442.41
Lighting District #7	@	5.29 mills	61,078.05
Sewerage District #6	@	9.50 mills	16,987.82
Timberland Fire Protection Fee	@	8¢ per acre ...	19,902.72
Fire District #13	@	\$20 per list	81,622.44
Fire District #2	@	\$20 per list	165,493.40
TOTAL PARISH & LOCAL TAXES			\$38,259,094.32

PARISH OF TANGIPAHOA

TOTAL ASSESSED VALUE	\$201,103,509.00
TOTAL ASSESSED VALUE (Exclusive of Homestead Exemption) ...	\$121,433,018.00
LOCAL TAXES	
(Exclusive of Homestead Exemption)	

PARISH TAXES:

Assessment District	@	3.82 mills	463,877.05
Sheriff's Operation Tax	@	10.00 mills	1,214,330.18
Health Unit Tax	@	4.22 mills	512,450.66
Library Tax	@	5.74 mills	697,025.70
Courthouse Sinking	@	1.10 mill	133,585.04
Law Enforcement District	@	7.62 mills	925,320.84

ROAD TAXES:

Road District #6 Sinking	@	0.50 mill	2,150.78
Sub-Road District #6	@	0.50 mill	2,078.49
Road District #202 Sinking	@	2.50 mills	3,590.73
Sub-Road District #202	@	1.80 mills	2,199.65
Road District #303 Sinking	@	2.50 mill	29,450.94
Road District #505 Sinking	@	2.00 mills	9,734.02
Sub-Road District #505	@	1.90 mills	8,612.86
Road District #707 Sinking	@	0.50 mill	33,453.78
Road District #101	@	8.40 mills	29,532.50
Sub Road District #101	@	8.60 mills	29,823.68

SCHOOL TAXES:

School District #100	@	3.96 mills	480,876.47
School District #1	@	15.00 mills	1,051,986.20
School District #102	@	15.00 mills	171,804.38
School District #104	@	10.00 mills	48,668.57
School District #107	@	15.00 mills	81,595.34
School District #108	@	41.00 mills	505,705.56
School District #110	@	42.00 mills	43,057.07
School District #116	@	15.00 mills	86,045.83

DRAINAGE TAXES:

Drainage District #1 Maintenance	@	3.92 mills	365,228.94
Drainage District #1 Sinking	@	6.00 mills	559,023.29
Drainage District #4 Maintenance	@	2.96 mills	35,179.04
Drainage District #5 Maintenance	@	5.00 mills	27,199.92

MISCELLANEOUS TAXES:

Parish Alimony-Cities	@	1.60 mills	113,884.87
Parish Alimony O/S Cities	@	3.20 mills	160,816.09
Garbage District #1 Maintenance	@	9.91 mills	485,507.78
Port Commission	@	2.34 mills	218,266.50
Road Light District #2	@	15.98 mills	7,311.98
Road Light District #3	@	15.00 mills	3,197.67
Road Light District #4	@	15.00 mills	9,137.69
General Service Sub District #4A	@	9.60 mills	12,105.39
General Service Sub District #5	@	16.80 mills	86,274.36
Recreation District #1	@	10.90 mills	59,291.59
Recreation District #2	@	15.00 mills	86,045.83
General Service Sub District #8	@	0.50 mill	6,643.47
Fire Protection District #1	@	15.30 mills	171,657.10
Fire Protection District #2	@	9.92 mills	434,388.79
Hospital District #2 Maintenance	@	2.24 mills	26,385.50
Downtown Development District	@	15.00 mills	62,186.59
Forestry	@	8¢ per acre	18,910.83

TOTAL PARISH & LOCAL TAXES \$9,515,599.54

PARISH OF TENSAS

TOTAL ASSESSED VALUE \$26,948,715.00
 TOTAL ASSESSED VALUE (Exclusive of Homestead Exemption) ... \$20,444,635.00

LOCAL TAXES

(Exclusive of Homestead Exemption)

PARISH TAXES:

Parish Tax	@ 3.02 mills	61,742.84
Sheriff	@ 7.99 mills	163,352.74
Health	@ 1.57 mills	32,098.10
Library	@ 3.47 mills	70,942.93
Hospital	@ 4.50 mills	92,000.92
Assessor	@ 4.60 mills	94,045.38

SCHOOL TAXES:

Constitutional	@ 3.78 mills	77,280.77
Special Maintenance	@ 6.28 mills	128,392.39
District #3 Special Maint.	@ 10.00 mills	204,446.48
School District A	@ 9.00 mills	67,712.67

LEVEE TAXES:

Levee Tax	@ 3.86 mills	74,638.45
-----------------	--------------------	-----------

DRAINAGE TAXES:

Drainage #1	@ 4.28 mills	17,624.97
Drainage #2	@ 1.87 mills	17,930.90
Drainage #3	@ 2.10 mills	10,634.18

MISCELLANEOUS TAXES:

Forestry Tax	@ 8¢ per acre ...	7,560.96
--------------------	-------------------	----------

TOTAL PARISH & LOCAL TAXES \$1,120,404.68

PARISH OF TERREBONNE

TOTAL ASSESSED VALUE \$345,920,110.00
 TOTAL ASSESSED VALUE (Exclusive of Homestead Exemption) ... \$257,142,365.00

LOCAL TAXES

(Exclusive of Homestead Exemption)

PARISH TAXES:

Parish Tax	@ 1.51 & 3.02 mills	700,669.60
Library Tax Maintenance	@ 2.90 mills	745,713.06
Health Unit Maintenance	@ 1.63 mills	419,142.17
Recreation Tax Maintenance	@ 2.16 mills	555,427.63
Sewerage Bond Tax & Assumed Bond Tax	@ 2.12 mills	545,141.94
Special Law Enforcement District Maint.	@ 7.35 mills	1,889,996.83
Sanitation District Maintenance	@ 11.00 mills	2,828,566.75
Mental Health	@ .41 mill	105,428.37
Council on Aging	@ 3.00 mills	771,427.27

ROAD TAXES:

Road District #6 Bonds	@ 3.94 mills	142,939.14
------------------------------	--------------------	------------

Road District #6 Maintenance	@	2.00 mills	72,557.94
SCHOOL TAXES:			
Regular School Tax	@	3.82 mills	982,284.06
Special School Tax Maintenance	@	5.36 mills	1,378,283.41
Special School Tax Bonds	@	9.33 mills	2,399,138.87
Retarded School Tax Maintenance	@	5.00 mills	1,285,712.13
LEVEE TAXES:			
Atchafalaya Levee District Tax	@	4.15 mills	928,544.65
DRAINAGE TAXES:			
Drainage Tax Bonds	@	1.83 mills	470,570.65
Drainage Tax Maintenance	@	7.00 mills	1,799,996.99
MISCELLANEOUS TAXES:			
Waterworks District #1 Bonds	@	2.00 mills	276,210.81
Waterworks District #2 Bonds	@	6.68 mills	182,478.86
Waterworks District #3 Bonds	@	4.00 mills	292,232.94
Waterworks District #3 Maintenance	@	1.33 mills	97,167.48
Road Lighting District #1 Maint.	@	8.00 mills	164,719.72
Road Lighting District #2 Maintenance	@	5.00 mills	104,549.72
Road Lighting District #3-A Maint.	@	8.00 mills	248,018.08
Road Lighting District #4 Maint.	@	5.00 mills	136,577.85
Road Lighting District #5 Maint.	@	10.00 mills	46,277.30
Road Lighting District #6 Maint.	@	3.00 mills	108,838.90
Road Lighting District #7 Maint.	@	5.50 mills	108,797.38
Road Lighting District #8 Maint.	@	1.50 mills	30,785.14
Road Lighting District #9 Maint.	@	4.70 mills	56,925.90
Road Lighting District #10 Maint.	@	3.36 mills	65,592.11
Fire District #123 Bonds	@	1.41 mills	102,747.12
Fire District #123 Maint.	@	5.28 mills	384,755.22
Fire District #4A Bonds	@	2.93 mills	80,039.37
Fire District #4A Maint.	@	3.46 mills	94,517.49
Fire District #5 Maint.	@	11.73 mills	54,283.56
Fire District #6 Bonds	@	1.95 mill	70,744.15
Fire District #6 Maint.	@	8.00 mills	290,232.43
Fire District #7 Bonds	@	2.57 mills	50,837.02
Fire District #7 Maint.	@	15.00 mills	296,714.15
Fire District #8 Bonds	@	9.71 mills	199,600.75
Fire District #8 Maint.	@	10.00 mills	205,562.05
Fire District #9 Maint.	@	10.00 mills	122,310.25
Fire District #10 Bonds	@	0.76 mill	14,836.32
Fire District #10 Maint.	@	10.00 mills	195,214.68
Recreation District #1 Maint.	@	3.15 mills	64,964.88
Recreation District #23 Maint.	@	5.30 mills	181,351.00
Recreation District #3 Maint.	@	5.39 mills	46,490.33
Recreation District #4 Maint.	@	6.00 mills	163,902.75
Recreation District #5 Bonds	@	4.55 mills	21,056.37
Recreation District #5 Maint.	@	5.86 mills	27,118.75
Recreation District #6 Maint.	@	3.22 mills	116,818.84
Recreation District #7 Maint.	@	5.50 mills	108,797.38
Recreation District #8 Maint.	@	5.56 mills	114,292.36
Recreation District #9 Bonds	@	4.70 mills	57,132.66
Recreation District #9 Maint.	@	5.29 mills	64,304.63
Recreation District #10 Bonds	@	6.75 mills	131,770.31
Recreation District #10 Maint.	@	5.60 mills	109,320.56
City Ad Valorem Tax	@	6.64 mills	534,157.27
City of Houma-Fire Protection District	@	5.00 mills	402,252.80

City of Houma-Police Protection Dist.	@	5.00 mills	402,252.80
TOTAL PARISH & LOCAL TAXES			\$24,649,901.90

PARISH OF UNION

TOTAL ASSESSED VALUE	\$64,723,510.00
TOTAL ASSESSED VALUE (Exclusive of Homestead Exemption)	\$45,364,970.00

**LOCAL TAXES
(Exclusive of Homestead Exemption)**

PARISH TAXES:

Parish General Fund	@	2.42 mills	109,783.18
Public Health Center	@	1.59 mills	72,130.27
Parish Public Library	@	2.42 mills	109,783.18
Law Enforcement District	@	5.01 mills	227,273.97

ROAD TAXES:

Const. Roads & Bridges	@	5.18 mills	234,990.44
Const. Roads & Bridges	@	6.21 mills	281,716.35

SCHOOL TAXES:

School Bond	@	15.00 mills	680,474.46
School Constitution	@	3.86 mills	175,108.76
School Special	@	3.18 mills	144,260.58
School District "A"	@	1.84 mills	83,471.53

MISCELLANEOUS TAXES:

E. U. Hospital	@	2.00 mills	68,530.10
Tri-Ward Hospital Maint.	@	5.18 mills	57,033.44
Tri-Ward Hospital Maint.	@	5.34 mills	58,795.10
Tri-Ward Hospital Bond	@	2.50 mills	27,525.79
Ward 5 Fire District	@	10.00 mills	53,210.70
Forestry Tax	@	8¢ per acre ...	33,121.76

TOTAL PARISH & LOCAL TAXES	\$2,417,209.61
---	-----------------------

PARISH OF VERMILION

TOTAL ASSESSED VALUE	\$203,881,310.00
TOTAL ASSESSED VALUE (Exclusive of Homestead Exemption) ...	\$154,583,730.00

**LOCAL TAXES
(Exclusive of Homestead Exemption)**

PARISH TAXES:

Parish Tax (ex A&K)	@	3.06 mills	389,912.47
Parish Tax (A&K)	@	1.53 mills	41,559.48
Parish Library	@	2.70 mills	417,387.24

Parish Health Unit.....	@	2.00 mills	309,167.46
Teche Vermilion Fresh Water District.....	@	1.50 mills	231,908.96
Law Enforcement	@	7.73 mills	1,194,936.90
Assessment District	@	2.20 mills	340,082.88
ROAD TAXES:			
Parish Road	@	3.38 mills	522,496.06
Road District #1	@	5.88 mills	94,380.50
Sub Road 1 of 2	@	5.00 mills	138,638.25
Sub Road 2 of 2	@	5.00 mills	2,484.30
Sub Road 3 of 2	@	5.00 mills	21,530.70
Sub Road 4 of 2	@	5.21 mills	93,443.37
Sub Road 5 of 2	@	5.00 mills	39,048.65
Road District #3	@	5.00 mills	20,888.30
Road District #4A	@	5.29 mills	91,761.14
Road District #6	@	5.37 mills	55,114.42
Road District #7	@	7.00 mills	290,795.46
SCHOOL TAXES:			
Parish Schools	@	3.96 mills	612,154.80
Consolidated Schools	@	16.75 mills	2,589,303.05
DRAINAGE TAXES:			
Consolidated Gravity DD #1 Maint.	@	5.25 mills	49,945.78
Consolidated Gravity DD #1 Bonds	@	10.00 mills	95,134.82
South Bayou Tigre Maintenance.....	@	15.64 mills	30,055.79
South Bayou Tigre Bonds.....	@	5.00 mills	9,608.63
Prairie Gregg	@	12.51 mills	182,551.95
Gravity DD #2.....	@	8.00 mills	135,812.24
Coulee Kinney Maintenance	@	15.00 mills	110,315.10
Coulee Kinney Bonds	@	5.00 mills	36,771.70
Guey. Sub DD #5 Maintenance	@	9.18 mills	110,051.87
Guey. Sub DD #5 Bonds	@	9.77 mills	117,124.92
Coulee Des Jone Maintenance.....	@	10.16 mills	142,802.51
Coulee Des Jone Bonds.....	@	3.50 mills	49,193.78
Isle Maronne Maintenance	@	18.00 mills	122,136.66
Isle Maronne Bonds	@	20.00 mills	135,707.40
Coulee Baton Maintenance	@	15.00 mills	42,645.45
Coulee Baton Bonds	@	9.00 mills	25,587.27
Seventh Ward Gravity DD #2 Maint.....	@	8.18 mills	229,843.82
Seventh Ward Gravity DD #2 Bonds.....	@	1.75 mills	49,171.97
Consolidated Gravity DD #2A Maintenance ..	@	15.76 mills	96,324.20
Consolidated Gravity DD #2A Bonds	@	8.00 mills	48,895.54
MISCELLANEOUS TAXES:			
Ward 8 Public Cemetery	@	0.65 mill	10,434.19
Abbeville Harbor & Terminal	@	2.17 mills	171,603.76
Abbeville Hospital	@	9.15 mills	878,917.25
Hospital Service District #3 Maint.....	@	10.00 mills	160,511.10
Hospital Service District #3 Bonds.....	@	14.00 mills	224,715.54
Woodland Tax	@	8¢ per acre...	1,516.16
TOTAL PARISH & LOCAL TAXES			\$10,764,373.79

PARISH OF VERNON

TOTAL ASSESSED VALUE \$78,448,940.00
 TOTAL ASSESSED VALUE (Exclusive of Homestead Exemption) \$50,751,400.00

LOCAL TAXES
 (Exclusive of Homestead Exemption)

PARISH TAXES:

Parish Tax	@	3.04 mills	103,721.15
P.W. C & J	@	5.25 mills	179,123.69
Library	@	5.25 mills	179,123.69
Health Unit	@	3.07 mills	104,744.71
Assessor	@	5.29 mills	180,488.45
Parish Tax Leesville	@	1.52 mills	25,282.01
P.W. C & J	@	5.25 mills	87,322.72
Health Unit Leesville	@	3.07 mills	51,063.00
Assessor	@	5.29 mills	87,988.02
Library	@	5.25 mills	87,322.72
Law Enforcement	@	17.94 mills	910,481.32

ROAD TAXES:

Roads Ward 1 Maintenance	@	5.27 mills	42,348.67
Roads Ward 1 C	@	2.09 mills	16,794.82
Roads Ward 2 Maintenance	@	13.26 mills	59,991.88
Roads Ward C	@	2.04 mills	9,229.52
Roads Ward 3 Maintenance	@	5.29 mills	15,585.59
Roads Ward 3 C	@	2.12 mills	6,246.02
Roads Ward 4 Maintenance	@	5.54 mills	44,883.26
Roads Ward 4 C	@	2.22 mills	17,985.71
Roads Ward 5 Maintenance	@	5.14 mills	17,754.89
Roads Ward 5 C	@	2.06 mills	7,115.77
Roads Ward 6 Maintenance	@	15.73 mills	31,588.83
Roads Ward 6 C	@	2.10 mills	4,217.20
Roads Ward 7 Maintenance	@	5.08 mills	16,049.50
Roads Ward 7 C	@	2.03 mills	6,413.48

SCHOOL TAXES:

School G F SP	@	7.17 mills	363,886.14
School G F Reg	@	3.70 mills	187,779.46
Orange School Maintenance	@	13.24 mills	34,537.37
Orange School SF	@	80.00 mills	208,685.00
Ward 1 School Maintenance	@	13.03 mills	320,830.32
Leesville School SF	@	13.00 mills	320,091.65
Hornbeck School Maintenance	@	13.28 mills	25,439.74
Hornbeck School SF	@	80.00 mills	153,251.42
Ward 3 School Maintenance	@	13.62 mills	40,127.74
Ward 3 School SF	@	24.00 mills	70,709.68
Ward 4 School Maintenance	@	13.98 mills	113,261.83
Pick. School SF	@	28.00 mills	226,847.72
Ward 5 School Maintenance	@	13.37 mills	46,183.57
Ward 5 School SF	@	56.00 mills	193,439.06
Ward 6 School Maintenance	@	12.59 mills	25,283.17
Ward 7 School Maintenance	@	13.44 mills	42,461.49
Ward 7 School Bond	@	57.00 mills	180,082.22
Ward 8 School Maintenance	@	13.48 mills	21,835.71
Ward 8 School SF	@	83.00 mills	134,448.35

MISCELLANEOUS TAXES:

Forestry Tax	@	8¢ per acre...	45,463.04
--------------------	---	----------------	-----------

Ward 7 Water District	@ 0.10 mill	14,812.00
TOTAL PARISH & LOCAL TAXES		\$5,062,323.30

PARISH OF WASHINGTON

TOTAL ASSESSED VALUE	\$88,643,650.00
TOTAL ASSESSED VALUE (Exclusive of Homestead Exemption)	\$57,696,240.00

**LOCAL TAXES
(Exclusive of Homestead Exemption)**

PARISH TAXES:

Parish & Local Taxes Out	@ 3.62 mills	101,198.73
Library Tax Out	@ 4.50 mills	125,799.52
Health Unit Tax Out	@ 3.04 mills	84,984.57
Courthouse Maintenance Out	@ 1.01 mills	28,235.00
Parish & Local Taxes In	@ 1.81 mills	53,830.58
Library Tax In	@ 4.50 mills	133,832.94
Health Unit In	@ 3.04 mills	90,411.58
Courthouse Maintenance In	@ 1.01 mills	30,038.06
Jail Bond	@ 3.00 mills	173,088.72
Law Enforcement	@ 10.71 mills	617,926.75
Assessor	@ 5.25 mills	302,919.30

ROAD TAXES:

Road Maintenance Out	@ 4.04 mills	112,940.02
Road Maintenance In	@ 4.04 mills	120,152.24

SCHOOL TAXES:

Washington Schools		
Constitutional Tax	@ 3.82 mills	103,789.38
Special Maintenance Operation	@ 5.00 mills	135,849.97
School District #2 Maintenance	@ 5.00 mills	135,849.98
School District #2 Maintenance	@ 4.72 mills	128,242.38
Bogalusa Schools		
Constitutional Tax	@ 6.29 mills	192,010.13
Maintenance Tax	@ 6.29 mills	192,010.13
Construction/Operation/Maintenance	@ 5.02 mills	153,241.79
Construction	@ 3.04 mills	92,799.81
Special Leeway	@ 7.59 mills	231,694.27
Consolidated/Eron School	@ 44.00 mills	845,526.44
Mt. Hermon School	@ 30.00 mills	44,691.30
Sinking Fund	@ 21.56 mills	658,145.87
Angie School	@ 5.00 mills	9,093.70

MISCELLANEOUS TAXES:

Forestry Tax	@ 8¢ per acre ...	19,169.36
Hospital Tax	@ 7.00 mills	160,073.34
B/C Fire District Operating	@ 8.44 mills	23,987.14
B/C Fire District Bond	@ 10.00 mills	28,420.78
Hayes CR Fire District	@ 35.00 mills	23,135.00
Richardson Fire District	@ 35.00 mills	19,180.00

TOTAL PARISH & LOCAL TAXES	\$5,172,268.78
---	-----------------------

PARISH OF WEBSTER

TOTAL ASSESSED VALUE \$111,151,355.00
 TOTAL ASSESSED VALUE (Exclusive of Homestead Exemption) ... \$ 78,641,945.00

LOCAL TAXES
 (Exclusive of Homestead Exemption)

PARISH TAXES:

L. E. Tax	@	9.48 mills	745,525.58
Parish Outside.....	@	3.78 mills	170,063.21
Parish Inside	@	1.89 mills	63,605.62
Assessor	@	4.98 mills	391,636.97
Library Etc.	@	2.85 mills	224,129.59
Courthouse Etc.	@	2.37 mills	186,381.45

ROAD TAXES:

Road District A.....	@	2.44 mills	108,680.50
Road District B.....	@	3.33 mills	112,253.61

SCHOOL TAXES:

Construction Tax.....	@	5.14 mills	404,219.68
Parishwide Maintenance	@	6.66 mills	523,755.47
Parishwide Building.....	@	2.86 mills	224,916.01
Parishwide Building.....	@	2.86 mills	224,916.01
School District 6	@	16.60 mills	522,521.09
School District 7	@	16.50 mills	87,622.27
School District 8	@	8.20 mills	160,725.44
School District 12	@	39.00 mills	281,384.15
School District 35	@	22.00 mills	47,043.46

MISCELLANEOUS TAXES:

N.W. Ind. District	@	5.00 mills	168,546.84
S. W. Ind. District	@	4.00 mills	178,168.10
CVFD #8	@	10.00 mills	67,799.15
Cullen FD	@	10.00 mills	77,503.37
Sarepta FD	@	10.00 mills	22,057.68
Shongaloo FD	@	10.00 mills	31,358.42
DI FD #7	@	27.00 mills	79,963.41
Dubberly FD	@	10.00 mills	30,092.92
Minden FD	@	14.25 mills	81,649.89
Consolidated District #3.....	@	7.00 mills	51,184.00
Forestry Tax	@	8¢ per acre....	17,779.52
DWWD.....	@	8.20 mills	4,715.41
Evergreen FD	@	13.14 mills	25,257.64
Fire District #3.....	@	18.00 mills	42,135.18

TOTAL PARISH & LOCAL TAXES \$5,357,591.64

PARISH OF WEST BATON ROUGE

TOTAL ASSESSED VALUE \$144,806,700.00
 TOTAL ASSESSED VALUE (Exclusive of Homestead Exemption) ... \$123,728,980.00

LOCAL TAXES
 (Exclusive of Homestead Exemption)

PARISH TAXES:

General Fund Tax.....	@	3.49 mills	431,814.90
Health Unit.....	@	0.38 mill	47,017.69

Assessment District	@	1.80 mills	222,711.89
Library.....	@	4.07 mills	503,577.46
Museum.....	@	0.51 mill	63,102.27
Community Center.....	@	2.18 mills	269,730.14
Juvenile Detention Center.....	@	1.00 mill	123,728.98
Law Enforcement	@	15.97 mills	1,975,952.07
SCHOOL TAXES:			
Constitutional Tax	@	4.35 mills	538,222.88
Special	@	14.56 mills	1,801,493.98
Special	@	19.00 mills	1,237,289.80
LEVEE TAXES:			
Atchafalaya Levee District.....	@	4.15 mills	509,858.90
DRAINAGE TAXES:			
Drainage	@	7.14 mills	883,425.69
MISCELLANEOUS TAXES:			
Water Works District #1.....	@	3.84 mills	10,368.10
Forestry Tax	@	8¢ per acre...	3,908.85
TOTAL PARISH & LOCAL TAXES			\$8,622,203.60

PARISH OF WEST CARROLL

TOTAL ASSESSED VALUE	\$39,380,730.00
TOTAL ASSESSED VALUE (Exclusive of Homestead Exemption)	\$28,312,460.00
LOCAL TAXES	
(Exclusive of Homestead Exemption)	

PARISH TAXES:

Assessment District	@	3.71 mills	105,039.34
Parishwide.....	@	4.24 mills	120,044.96
Health Unit.....	@	1.64 mills	46,432.48
Library Maint.	@	2.96 mills	83,804.97
Watershed Bond	@	1.98 mills	56,058.73
Law Enforcement	@	8.26 mills	233,861.38
ROAD TAXES:			
Road & Bridge.....	@	8.00 mills	226,499.91
SCHOOL TAXES:			
Constitutional	@	5.29 mills	149,773.10
Maintenance Tax.....	@	6.00 mills	169,874.98
Maintenance Parishwide Tax.....	@	10.00 mills	283,124.96
Ward 1 School Sinking.....	@	5.00 mills	74,444.40
Ward 1 School Maintenance.....	@	3.00 mills	44,666.64
Ward 3 School Sinking.....	@	14.00 mills	30,999.92
Ward 5 School Sinking.....	@	22.24 mills	29,019.89
LEVEE TAXES:			
Levee	@	3.00 mills	48,464.88
MISCELLANEOUS TAXES:			
Forestry Tax	@	8¢ per acre...	1,736.00

TOTAL PARISH & LOCAL TAXES \$1,703,846.54

PARISH OF WEST FELICIANA

TOTAL ASSESSED VALUE \$46,028,566.00
TOTAL ASSESSED VALUE (Exclusive of Homestead Exemption) \$38,940,571.00

**LOCAL TAXES
 (Exclusive of Homestead Exemption)**

PARISH TAXES:

General Fund	@	3.57 mills	139,017.84
Library.....	@	2.34 mills	91,120.94
Health Unit.....	@	1.41 mills	54,906.21
Hospital (1982-91).....	@	2.89 mills	112,538.26
Hospital (1986-95).....	@	1.92 mills	74,765.90
Hospital Bonds	@	0.25 mill	9,735.14
Community District	@	1.00 mill	38,940.57
Law Enforcement	@	8.43 mills	328,269.19
Law Enforcement	@	5.77 mills	224,687.22
Assessment District	@	3.32 mills	129,282.95

SCHOOL TAXES:

Bonds	@	5.50 mills	214,173.15
Constitutional	@	4.76 mills	185,357.13

MISCELLANEOUS TAXES:

Fire District #1 Maintenance	@	6.77 mills	234,758.56
Fire District #1 Bonds	@	6.00 mills	208,057.10
Water District #13	@	3.50 mills	120,483.96
Forestry Tax	@	8¢ per acre....	10,890.16

TOTAL PARISH & LOCAL TAXES\$2,176,984.28

PARISH OF WINN

TOTAL ASSESSED VALUE \$44,120,835.00
TOTAL ASSESSED VALUE (Exclusive of Homestead Exemption) \$32,868,420.00

**LOCAL TAXES
 (Exclusive of Homestead Exemption)**

PARISH TAXES:

P/W Maintenance	@	3.52 mills	116,272.22
Library.....	@	5.04 mills	166,480.69
Health Unit.....	@	3.00 mills	99,095.64
Assessor Expense	@	4.53 mills	149,634.42
Law Enforcement #1.....	@	9.98 mills	330,340.40
Law Enforcement #2.....	@	8.46 mills	280,028.04

ROAD TAXES:

Road District 1-10.....	@	5.10 mills	125,032.85
Road District 1 (W).....	@	1.94 mills	15,719.04

SCHOOL TAXES:

Constitutional	@	4.40 mills	144,620.78
P/W Maintenance Tax	@	8.06 mills	264,918.96
P/W Add Aids	@	7.28 mills	239,281.65
Atlanta District	@	26.00 mills	91,465.27
Calvin School	@	55.00 mills	107,983.15
Consolidated School #1	@	24.00 mills	42,120.72
Winnfield District	@	24.00 mills	480,183.96

MISCELLANEOUS TAXES:

Forestry Tax	@	8¢ per acre...	34,902.72
--------------------	---	----------------	-----------

TOTAL PARISH & LOCAL TAXES \$2,688,080.51

PART III

NAMES AND ADDRESSES OF ASSESSORS AND SHERIFF

**STATE OF LOUISIANA-PARISH OFFICIALS ELECTED
SHERIFFS AND EX-OFFICIO TAX COLLECTORS-TERM 1989-1993
(Article V, Section 27 of Constitution)**

PARISH	SHERIFF	ADDRESS
Acadia	Kenneth Goss	Crowley, 70526
Allen	John C. Durio	Oberlin, 70655
Ascension	Harold L. Tridico	Donaldsonville, 70346
Assumption	Thomas Mabile	Napoleonville, 70390
Avoyelles	Bill Belt	Marksville, 71351
Beauregard	Bolivar Bishop	DeRidder, 70634
Bienville	Joe Story	Arcadia, 71001
Bossier	Larry Deen	Benton, 71006
Caddo	Don Hathaway	Shreveport, 71101
Calcasieu	Wayne McElveen	Lake Charles, 70602
Caldwell	Floyd Hodges	Columbia, 71418
Cameron	James R. Savoie	Cameron, 70631
Catahoula	Thomas L. Jackson	Harrisonburg, 71340
Claiborne	James R. Oakes	Homer, 71040
Concordia	Randy Maxwell	Vidalia, 71373
DeSoto	Floyd Lambert	Mansfield, 71052
East Baton Rouge	Elmer B. Litchfield	Baton Rouge, 70821
East Carroll	Dale Rinicker	Lake Providence, 71254
East Feliciana	Randy Maglone	Clinton, 70722
Evangeline	Merton Soileau	Villa Platte, 70586
Franklin	Eugene Parker	Winnsboro, 71295
Grant	Leonard R. Hataway	Colfax, 71417
Iberia	Errol Romero	New Iberia, 70560
Iherville	Freddie Pitre, Sr.	Plaquemine, 70764
Jackson	Van Bensley	Jonesboro, 71251
Jefferson	Harry Lee	Gretna, 70853
Jefferson Davis	Dallas Cormier	Jennings, 70546
Lafayette	Don Breaux	Lafayette, 70502
Lafourche	Duffy J. Breaux	Thibodaux, 70301
LaSalle	Wayne McGuffee	Jenn, 71342
Lincoln	Wayne Hauck	Ruston, 71270
Livingston	Odom Graves	Livingston, 70754
Madison	C.R. Harmon, Sr.	Tululah, 71282
Morehouse	Frank E. Carroll	Bustrop, 71220
Natchitoches	Boyd Durr	Natchitoches, 71457
Orleans		
Civil Sheriff	Paul R. Valteau, Jr.	New Orleans, 70116
Criminal Sheriff	Charles C. Foti, Jr.	New Orleans, 70112
Ouachita	Laymon Godwin	Monroe, 71201
Plaquemines	Ernest D. Wooton	Pointe-A-La-Hache, 70082
Pointe Coupee	Preston Chustz	New Roads, 70760
Rapides	Grady L. Kelley, Jr.	Alexandria, 71301
Red River	Buddy Huckabay	Coushatta, 71019
Richland	Lorell Graham	Rayville, 71269
Sabine	James A. Brumley, Jr.	Many, 71449
St. Bernard	Jack A. Stephens	Chalmette, 70043
St. Charles	Johnny Marino	Hahnville, 70057
St. Helena	Eugene Holland	Greensburg, 70441
St. James	Joseph S. Nassar	Convent, 70723
St. John	Lloyd B. Johnson	Edgard, 70049
St. Landry	Howard Zerangue	Opelousas, 70570
St. Martin	Charles A. Fuselier	St. Martinville, 70582
St. Mary	Huey Bourgeois	Franklin, 70538
St. Tammany	P. J. Canulette	Covington, 70434
Tangipahoa	Ed Layrissou	Amite, 70422
Tensas	Fred E. Scott	St. Joseph, 71366
Terrebonne	Jerry Larpenter	Houma, 70360
Union	Robert Buckley	Farmerville, 71241
Vermilion	Raywood LeMaire	Abbeville, 70510
Vernon	Frank A. Howard	Leesville, 71446
Washington	B.B. Rayburn, Jr.	Franklinton, 70438
Webster	Royce McMahan	Minden, 71055
West Baton Rouge	Belvin F. Bergeron	Port Allen, 70767
West Carroll	Gary K. Bennett	Oak Grove, 71263
West Feliciana	W. M. Bill Daniel	St. Francisville, 70775
Winn	Wiley Warren	Winnfield, 71483

ASSESSORS
TERM 1990-1993
(Article 7, Section 24 of Constitution)

PARISH	ASSESSOR	ADDRESS
Acadia	Russell Benoit	Crowley, 70526
Allen	Richard Karam	Obertin, 70655
Ascension	Gerald M. McCrory, Jr.	Donaldsonville, 70346
Assumption	Joe S. Daigle	Napoleonville, 70390
Avoynes	L. M. Thevenot	Marksville, 71351
Beauregard	Roy D. Miller	DeRidder, 70634
Bienville	J. M. Lamkin, Jr.	Aradia, 71001
Bossier	James W. Little	Benton, 71006
Caddo	A. T. "Mike" Clingan	Shreveport, 71101
Calcasieu	Kenneth Dornstendth	Lake Charles, 70602
Caldwell	Ms. Diane Hopper	Columbia, 71418
Cameron	Bobby Conner	Cameron, 70631
Catahoula	Carmen Walker	Harrisonburg, 71340
Claiborne	Clyde Hightower	Homer, 71040
Concordia	Mrs. Monelle M. Moseley	Vidalia, 71373
DeSoto	Hugh Bennett, Jr.	Mansfield, 71052
East Baton Rouge	Frank Granger, III	Baton Rouge, 70801
East Carroll	Leonard R. Kennedy	Lake Providence, 71254
East Feliciana	Carl E. Bunch	Clinton, 70722
Evangeline	Weber Lee "Bee" Deshotel	Ville Platte, 70586
Franklin	J. W. Dean	Winnboro, 71295
Grant	Randell A. Fletcher	Colfax, 71417
Iberia	Elton Barras	New Iberia, 70560
Iberville	James Dupont	Plaquemine, 70764
Jackson	Eddie Gatlin	Jonesboro, 71251
Jefferson	Lawrence E. Chehardy	Gretna, 70053
Jefferson Davis	Curtis J. Hanks	Jennings, 70546
Lafayette	L. E. Dupleix, Jr.	Lafayette, 70502-3225
Lafourche	Leroy Martin	Thibodaux, 70301
LaSalle	Jimmy Dean	Jena, 71342
Lincoln	Jewette Farley	Ruston, 71210
Livingston	Charles Abels	Livingston, 70754
Madison	J. D. Sevier	Tallulah, 71282
Morehouse	Michael Wooden	Bastrop, 71220
Natchitoches	D. Ricky Hargis	Natchitoches, 71457
Orleans		
Board of Assessors		
District #1	Kenneth M. Carter	New Orleans, 70112
District #2	Claude Maubert, Jr.	New Orleans, 70112
District #3	Errol Williams	New Orleans, 70112
District #4	Ronald G. Burke	New Orleans, 70112
District #5	Thomas L. Arnold	New Orleans, 70112
District #6	Mrs. Janyce D. Degan	New Orleans, 70112
District #7	E. Henry Heuton	New Orleans, 70112
Ouachita	Rich Bailey	Monroe, 71201
Plaquemines	Robert Gravolet	Pointe-A-La-Hache, 70082
Pointe Coupee	Joseph Jewell, Jr.	New Roads, 70760
Rapides	Charles Slay	Alexandria, 71301
Red River	Mrs. Ivy Price	Coushatta, 71019
Richland	W. H. Hallack	Rayville, 71269-2644
Sabine	Conrad L. Cathey	Many, 71449
St. Bernard	M. L. Vinsanau	Chalmette, 70043
St. Charles	Clyde Gisclair	Hahnville, 70057
St. Helena	Chaney Phillips	Greensburg, 70441
St. James	Ellis J. Bourgeois	Convent, 70723
St. John	Henry Hotard	LaPlace, 70068
St. Landry	Rhyn L. Duplechain	Opelousas, 70570
St. Martin	Mitchell LeBlanc	St. Martinville, 70582
St. Mary	Sherel A. Martin, Jr.	Franklin, 70538
St. Tammany	Kirk R. Wascom	Covington, 70433
Tangipahoa	William Dufreche	Amite, 70422
Tensas	Irby S. Gamble	St. Joseph, 71366

PARISH	ASSESSOR	ADDRESS
Terrebonne	George Hebert, Jr.	Houma, 70361
Union	M. L. Graham	Farmerville, 71241
Vermilion	Dan Broussard	Abbeville, 70510
Vernon	Eugene Cavanaugh	Leesville, 71446
Washington	Curtis M. Thomas	Franklinton, 70438
Webster	Kerry Burns	Minden, 71055
West Baton Rouge	Basile Scatise	Port Allen, 70767
West Carroll	Don Harris	Oak Grove, 71263
West Feliciana	W. D. Spillman	St. Francisville, 70775
Winn	A.D. "Bodie" Little	Winnfield, 71483