

# GS

—

LEXUS 2018



Precise performance.


Intelligent, connected technology.

Fearless design.

Because performance this instinctive  
means nothing if it doesn't lead  
to the experience of something greater.

The 2018 Lexus GS.

—  
*Experience Amazing*





**GS 300**

A 241-horsepower<sup>1</sup> 2.0-liter twin-scroll-turbocharged engine. Eight-speed Sport Direct-Shift transmission with paddle shifters. Available limited-slip rear differential. Rear-wheel drive.

**GS 350**

A 311-horsepower<sup>1</sup> 3.5-liter V6 engine and eight-speed Sport Direct-Shift transmission with paddle shifters (RWD) or six-speed paddle-shift transmission (AWD). Available limited-slip rear differential. Rear-wheel drive or available all-wheel drive.

**GS 450h**

A 3.5-liter Atkinson-cycle V6 synced to Lexus Hybrid Drive for 338 total system horsepower<sup>1</sup>. The system yields a 34-MPG highway estimate.<sup>3</sup> Rear-wheel drive.

**F SPORT MODELS**

Take any model to the next level with more assertive styling, a more dynamic F SPORT-tuned suspension, and additional performance enhancements such as 19-inch, staggered-width alloy wheels (RWD).<sup>4</sup> Available with Rioja Red leather-trimmed interior, TORSEN<sup>®</sup> limited-slip rear differential<sup>5</sup> and Lexus Dynamic Handling with Dynamic Rear Steering.



GS F SPORT shown in Ultra White // Options shown



GS shown in Atomic Silver // Options shown



GS shown in Atomic Silver // Options shown



GS shown with Flaxen leather and Open-Pore Brown Walnut wood interior trim // Options shown



GS F SPORT shown in Ultra White // Options shown





GS F SPORT shown in Ultra White // Options shown

# SHARPENED CONTROL



With an available TORSEN® limited-slip rear differential or all-wheel drive, precise handling is delivered with heart-racing intensity.

Offering three potent engines, and boasting a wide track with optimized body rigidity courtesy of spot and laser welds, the GS brings exhilaration on command. Taking performance to the next level, the F SPORT models feature a track-tuned Adaptive Variable Suspension, available Variable Gear-Ratio Steering and—exclusively available on the GS 350 F SPORT RWD—a TORSEN® limited-slip differential<sup>5</sup> ensuring every ounce of torque ignites adrenaline-fueled performance.





## FULL-THROTTLE PERFORMANCE

*We drove it the equivalent of 26 times around the globe to develop its precise driving feel and responsiveness.*

### ENHANCED AGILITY

GS performance has underpinnings from the ground up—its alloy wheels are positioned by front and rear aluminum control arms that help reduce unsprung weight and give the GS its responsive agility, body control and steering precision. Engineered to reduce noise and vibration throughout the chassis, available Yamaha® performance dampers provide greater stability at high speeds and further enhance cornering maneuverability.

### EIGHT-SPEED SPORT DIRECT-SHIFT TRANSMISSION

In Manual mode, the fast-shifting, eight-speed Sport Direct-Shift automatic Electronically Controlled Transmission with intelligence (RWD) offers paddle-shift control, putting peak revolutions—and exhilaration—at your fingertips. By increasing engine speed during manual downshifts, its throttle-blipping function helps you exit corners with greater acceleration and more precise shifting.

### DRIVE MODE SELECT

For added exhilaration, Drive Mode Select enables you to shift the engine's emphasis from high efficiency to high performance with a simple turn of a dial. Sport S mode alters the powertrain for faster gear changes and more dynamic throttle mapping. GS F SPORT's Sport S+ mode goes a step further by tightening the suspension and increasing the steering response on models equipped with Variable Gear-Ratio Steering. In both modes, the transmission's shift points are automatically altered going into and coming out of corners to optimize acceleration.

GS F SPORT shown in Ultrasonic Blue Mica 2.0<sup>2</sup> // Options shown

## PURE POWER, CONTROLLED

### GS 300 / GS 300 F SPORT

The turbocharged GS 300 engine delivers a thrilling boost of power. A twin-scroll turbocharger—developed in-house and in defiance of industry norms—helps create 241 horsepower<sup>1</sup> and 258 lb-ft of torque<sup>1</sup> starting at a low 1,650 rpm. Dual VVT-i technology generates high-rpm power, and Atkinson-cycle operation helps optimize fuel efficiency. For even more aggressive styling and a wide range of enhancements, the GS 300 F SPORT takes performance to the next level.

### GS 350 / GS 350 F SPORT

The GS 350 raises the bar with an aggressive 3.5-liter V6 that generates 311 horsepower<sup>1</sup> and 280 lb-ft of torque<sup>1</sup>; the muscle behind a 5.7-second zero-to-60 time<sup>1,6</sup>. In the rear-wheel-drive GS 350 F SPORT, an exclusively available TORSEN<sup>®</sup> limited-slip rear differential<sup>5</sup> pushes power to the rear wheel with the most grip. And in all GS 350 F SPORT models, a track-honed suspension, 19-inch alloy wheels<sup>4</sup> and 14-inch front brakes don't just connect with the road—they command it.

### GS 450h / GS 450h F SPORT

Blurring boundaries between hybrid and high performance, the GS 450h turns hybrid engineering into raw power with 338 total system horsepower<sup>1</sup>, rocketing from zero to 60 mph in a mere 5.6 seconds<sup>1,6</sup>. With its Electronically controlled Continuously Variable Transmission, the GS 450h returns an impressive 34-MPG highway estimate.<sup>3</sup> And delivering instant response with enviable styling, the GS 450h F SPORT offers Adaptive Variable Suspension and Dynamic Rear Steering among its many high-performance upgrades.

## ALL-WHEEL DRIVE

Refuse to sacrifice. Available on the GS 350 and GS 350 F SPORT models, all-wheel drive (AWD) helps ensure a balanced delivery of power, even in inclement weather. By monitoring current driving conditions, AWD automatically allocates engine power between the front and rear wheels from a rear-biased 30/70 (front/rear) torque split to 50/50. When the going gets a little rough, AWD responds with riveting capability.



GS F SPORT shown in Ultra White // Options shown



From an available industry-first, expansive 12.3-inch high-resolution split screen to a full-color Heads-Up Display that projects a range of essential information directly onto the windshield—this is a comprehensive take on high tech that’s always accessible. And available three-projector LED headlamps with intelligent high beams<sup>7</sup> lower when oncoming traffic is detected, for technology that’s as reassuring as it is visionary.

## PROGRESS ON FULL DISPLAY

Advanced technologies, inside and out, push imaginative innovation to the edge.



GS shown with Flaxen leather and Open-Pore Brown Walnut wood interior trim // Options shown

## PEACE OF MIND, STANDARD

Introducing Lexus Safety System+, an integrated suite of the most advanced active safety equipment ever offered on the GS.<sup>8</sup>

### PRE-COLLISION SYSTEM WITH PEDESTRIAN DETECTION

This system<sup>9</sup> is engineered to detect obstacles in the path of your Lexus under certain conditions. Should it detect a pedestrian<sup>10</sup> or determine a frontal collision is imminent, it's designed to automatically prepare Brake Assist<sup>11</sup> for increased brake force, and in some cases can even automatically brake the vehicle to a stop.

### LANE DEPARTURE ALERT WITH LANE KEEP ASSIST

This system<sup>12</sup> utilizes a camera to monitor visible lane markings. If an inadvertent or potential lane departure is detected, it's designed to warn you and can take corrective measures. In certain conditions, the system can even help you remain in the center of the visibly marked lane, helping to prevent drifting before it occurs.

### ALL-SPEED DYNAMIC RADAR CRUISE CONTROL

This system<sup>13</sup> uses radar and camera technology to help you maintain a preset speed and following distance from the vehicle ahead. Whether at highway speeds or in stop-and-go traffic, the system can detect if you get closer than the preset distance and automatically slow your vehicle—even to a complete stop. If driving at highway speeds and the road ahead clears, your Lexus returns to its preset speed.

### INTELLIGENT HIGH-BEAM HEADLAMPS

To help provide greater visibility for you as well as other drivers, intelligent high-beam headlamps<sup>7</sup> offer added illumination to help keep you focused on the road. When the road ahead is clear, the system defaults to high-beam mode, then temporarily switches to low beams when it senses the headlamps or taillamps of vehicles ahead.



LEXUS SAFETY SYSTEM +

GSh shown in Liquid Platinum // Options shown



## CONNECTIVITY, EVOLVED

*With advanced telematics and enhanced navigation, this is the heart of connected technology.*

---

### LEXUS ENFORM

Lexus Enform<sup>14</sup> elevates connected technology and provides concierge-level convenience. From emergency assistance and a live response center agent to the ability to start your engine remotely and access smartphone apps with ease, our premium suite of connected technology offers peace of mind with every drive.

### VOICE COMMAND

Voice command enables you to place compatible Bluetooth<sup>®17</sup>-enabled phone calls and operate climate, audio and navigation functions using normal, everyday speech. If you say "It's too hot in here," for example, the climate control will automatically lower the temperature by four degrees. Compatibility with Siri<sup>®</sup> Eyes Free<sup>18</sup> further extends your hands-free capabilities.

---

## 12.3-in split-screen multimedia display

### ADVANCED NAVIGATION

Displaying on a 12.3-inch high-resolution split screen with full-screen map mode, the available voice-activated Navigation System<sup>15</sup> can map millions of points of interest across the country and can display information in English, French or Spanish. And, in addition to offering up-to-date traffic and weather information<sup>16</sup>, 3D city views, and simulated views of approaching highway junctions, it displays the current speed limit and can automatically identify nearby gas stations if you begin to run low on fuel.

---

### DELIVERY AND TECHNOLOGY SPECIALISTS

To help you get the most out of these and other Lexus features, a Vehicle Delivery Specialist will walk you through nearly every setting and function you desire. And to answer questions that arise after delivery, a Vehicle Technology Specialist can offer expert guidance in person or without you ever leaving the driveway via camera-enabled apps like FaceTime.<sup>®20</sup> Learn more about these complimentary services at [lexus.com/specialists](http://lexus.com/specialists).





GS shown in Matador Red Mica



Its sculpted presence and well-defined character lines do more than hint at a visceral relationship with the road—they stake your claim in performance territory. From its chiseled front fascia with air intakes that channel cooling air to the front brakes, to the rear diffuser that foils aerodynamic drag, every element contributes to a driver's experience like no other.

## DARING DESIGN

—  
Muscular styling makes an aggressive statement.



GS FSPORT shown in Obsidian // Options shown



## INSPIRED CRAFTSMANSHIP

*Craftsmanship that goes beyond the expected, from subtle ambient lighting to innovative laser-cut wood trim.*

---

Throughout the cabin, craftsmanship is transformed into artistry. On the dash and doors, eye-catching Gray Sapele wood is among the expertly crafted available trims that set the tone. Using laser-etching technology, the process reveals aluminum highlights behind the polished wood veneer. The available leather-trimmed seats are made from premium leather that undergoes multiple hand-selection processes and an array of tests, including the equivalent of 10 years of UV-ray exposure, long before its artful stitching begins. And available ambient lighting accentuates design details throughout the cabin.







## F SPORT PERFORMANCE

*With its Adaptive Variable Suspension and available Lexus Dynamic Handling, the GS F SPORT delivers the next level of performance.*



In addition to more aggressive styling, F SPORT models include exclusive performance upgrades to forge an unprecedented connection with the road. Additional aluminum components and an Adaptive Variable Suspension tuned by the Lexus LFA team deliver enhanced agility. Exclusively available on the rear-wheel-drive GS 350 F SPORT, a TORSEN® limited-slip differential<sup>5</sup> shifts power to the rear wheel with the most grip, helping to enhance traction while delivering greater command during acceleration and cornering.

### LEXUS DYNAMIC HANDLING

The available Lexus Dynamic Handling system coordinates Dynamic Rear Steering, Variable Gear-Ratio Steering and Electronic Power Steering to anticipate and deliver the ideal handling behavior for virtually any situation. Dynamic Rear Steering can adjust the steering angle of the rear wheels by up to two degrees based on vehicle speed, yaw rate and lateral Gs. At high speeds, it turns the rear wheels in the same direction as the front for optimal agility and stability. At low speeds, the rear wheels turn in the opposite direction for precise maneuvering and an even tighter turning circle.

GS F SPORT shown in Ultrasonic Blue Mica 2.0<sup>2</sup> // Options shown

Options shown

## F SPORT STYLING

Open the door of the F SPORT and step into a command center with a performance pedigree. Lean into the 16-way power-adjustable driver's sport seat with power side bolsters and four-way lumbar support—all designed to grip you through every turn. A perforated leather-trimmed steering wheel, aluminum pedals and LFA-inspired instrumentation give a nod to its performance roots. And available Rioja Red leather trim with exclusive stitching and distinctive Naguri Aluminum accents answer your demand for cutting-edge design.



GS F SPORT shown with Rioja Red leather and Naguri Aluminum interior trim // Options shown

### A COMMANDING PRESENCE

The GS F SPORT's performance deserves to be matched with an equally dynamic appearance. Exclusive exterior styling features include a more distinctive front fascia, signature mesh grille, rear valance, rear spoiler and F SPORT badging.



### F SPORT BRAKES / ALLOY WHEELS

Exclusive F SPORT components include massive 14-inch, two-piece front brake rotors and 12.2-inch ventilated rear discs that decrease unsprung weight and provide enhanced cooling for reduced brake fade. As well as 19-inch split-five-spoke alloy wheels<sup>4</sup> (RWD) that are nearly 13% wider in the rear, providing even greater traction and handling. Offering arresting style to match their performance, the four-piston calipers (RWD) are available in the same orange as that on the Lexus F high-performance line.



**GS 300 /  
GS 300 F SPORT**

241

HORSEPOWER<sup>1</sup>

IN-  
LINE 4

2.0-LITER  
TURBOCHARGED ENGINE

RWD

STANDARD

8-SPEED

SPORT DIRECT-SHIFT  
AUTOMATIC TRANSMISSION

7.0

0-60 MPH (SEC)<sup>1,6</sup>

22/32/26

CTY / HWY / CMB  
ESTIMATED MPG<sup>3</sup>  
(GS 300)

21/30/24

CTY / HWY / CMB  
ESTIMATED MPG<sup>3</sup>  
(GS 300 F SPORT)

**GS 350 /  
GS 350 F SPORT**

311

HORSEPOWER<sup>1</sup>

V6

3.5-LITER ENGINE

RWD

STANDARD

8-SPEED

SPORT DIRECT-SHIFT  
AUTOMATIC TRANSMISSION

5.7

0-60 MPH (SEC)<sup>1,6</sup>

20/28/23

CTY / HWY / CMB  
ESTIMATED MPG<sup>3</sup>  
(GS 350)

19/27/22

CTY / HWY / CMB  
ESTIMATED MPG<sup>3</sup>  
(GS 350 F SPORT)

**GS 350 AWD /  
GS 350 AWD F SPORT**

311

HORSEPOWER<sup>1</sup>

V6

3.5-LITER ENGINE

AWD

STANDARD

6-SPEED

PADDLE-SHIFT  
AUTOMATIC TRANSMISSION

5.8

0-60 MPH (SEC)<sup>1,6</sup>

19/26/22

CTY / HWY / CMB  
ESTIMATED MPG<sup>3</sup>

**GS 450h /  
GS 450h F SPORT**

338

TOTAL SYSTEM  
HORSEPOWER<sup>1</sup>

V6

3.5-LITER ENGINE +  
LEXUS HYBRID DRIVE

RWD

STANDARD

ECVT

PADDLE-SHIFT  
ELECTRONICALLY  
CONTROLLED CONTINUOUSLY  
VARIABLE TRANSMISSION

5.6

0-60 MPH (SEC)<sup>1,6</sup>

29/34/31

CTY / HWY / CMB  
ESTIMATED MPG<sup>3</sup>

**STANDARD  
ON EVERY GS**

SmartAccess<sup>21,22</sup> with push-button Start/Stop  
Dual-zone automatic climate control with interior air filter and smog sensor  
Power tilt-and-telescopic steering column  
Lexus Memory System for driver's seat  
Power moonroof  
Electrochromic (auto-dimming) power-folding outside mirrors  
Lexus 12-speaker Premium Sound System  
Lexus Display<sup>23</sup> Audio  
10-way power-adjustable front seats  
Drive Mode Select  
Remote Touch<sup>23</sup>  
Subscription-free Traffic and Weather updates via HD Radio<sup>TM16</sup>  
*Bluetooth*<sup>17</sup> and USB smartphone connectivity  
Backup camera<sup>24</sup>  
Voice command and Siri Eyes Free<sup>18</sup>  
Lexus Safety System+<sup>8</sup> including Pre-Collision System<sup>9</sup> (PCS) with Pedestrian Detection,<sup>10</sup> All-Speed Dynamic Radar Cruise Control<sup>13</sup> intelligent high-beam headlamps,<sup>7</sup> Lane Keep Assist<sup>25</sup> and Lane Departure Alert<sup>26</sup> with Steering Assist  
Lexus Enform Safety Connect<sup>27</sup> and Service Connect.<sup>28</sup> Complimentary for the first 10 years of ownership.  
Lexus Enform Remote<sup>29</sup> app and Destination Assist!<sup>14</sup> Complimentary for the first year of ownership.  
LED headlamps and LED daytime running lights (DRL)  
Complimentary maintenance services (please refer to the *Warranty and Services Guide* for details)

**INDIVIDUAL OPTIONS**

Premium Triple-Beam LED headlamps  
Intuitive Parking Assist<sup>30</sup>  
Power open/close trunk  
Heated steering wheel  
Mark Levinson Premium Surround Sound Audio System  
Heads-Up Display  
Orange brake calipers (GS F SPORT RWD, GSh F SPORT)  
Lexus Dynamic Handling with Dynamic Rear Steering (GS 350 F SPORT RWD, standard on GSh F SPORT)  
TORSEN<sup>®</sup> limited-slip differential<sup>5</sup> (GS 350 F SPORT RWD)

OVERALL LENGTH 192.1 IN / WHEELBASE 112.2 IN / WIDTH 72.4 IN (MIRRORS FOLDED) / HEIGHT 57.3 IN (RWD), 57.9 IN (AWD)

**DIMENSIONS**



*"Highest in Customer Satisfaction with Dealer Service among Luxury Brands"*<sup>31</sup>

-J.D. POWER



## PREMIUM PACKAGE

(Available on GS 300 and GS 350 AWD, standard on GS 350 RWD and GS 450h)

Leather-trimmed interior (GS 350 AWD)

A Power rear sunshade

Heated front seats (standard on GS 350 AWD)

Ventilated front seats

Intermittent rain-sensing windshield wipers

## NAVIGATION PACKAGE

B Navigation System<sup>15</sup> with 12.3-inch high-resolution split-screen multimedia display and Lexus Enform App Suite<sup>14</sup>

Lexus Enform Destination Assist<sup>14</sup> Complimentary for the first year of ownership.



## COLD WEATHER PACKAGE

(Available on GS 350 AWD)

Headlamp washers

Windshield wiper de-icer

Water-repellent front-door glass

## F SPORT PACKAGE

Includes Premium Package, plus:

Drive Mode Select adds Sport S/S+ modes

19-inch split-five-spoke alloy wheels<sup>4</sup>

F SPORT-tuned Adaptive Variable Suspension (AVS)

Variable Gear-Ratio Steering (VGRS) (GS 350 RWD, GS 450h)

14.0-inch, two-piece front brake rotors with monoblock four-piston calipers (RWD)

LFA-inspired instrumentation

F SPORT front seats with enhanced bolsters

16-way power-adjustable driver's seat

F SPORT interior details including black headliner, Naguri Aluminum trim and aluminum sport pedals

F SPORT exterior styling including unique front bumper, upper and lower grille inserts, rear valance and rear spoiler



## ACCESSORIES

C REAR SPOILER  
Enhance the bold aerodynamic presence of your vehicle with a trunk-mounted lip spoiler color-keyed to precisely match your vehicle.

D ILLUMINATED DOOR SILLS  
Heighten the thrill of stepping into your Lexus with illuminated door sills for the driver and front passenger doors.

CARPET TRUNK MAT  
Keeps your trunk looking like new.

ALL-WEATHER FLOOR MATS<sup>32</sup>  
Durable channels help keep moisture, dirt and debris from marring the carpet.

GLASS BREAKAGE SENSOR  
Wrap your Lexus in a force field of security. The Lexus glass breakage sensor helps deter theft.



For a complete list of Genuine Lexus Accessories, visit [lexus.com/GS/accessories](http://lexus.com/GS/accessories). Options shown.

# WHEELS



17-in

Nine-spoke alloy wheels<sup>4</sup>  
STANDARD GS 300



18-in

Five-spoke alloy wheels<sup>4</sup>  
AVAILABLE GS 300  
STANDARD GS 350, GS 450h



19-in

Split-five-spoke alloy wheels<sup>4</sup>  
AVAILABLE GS 350




19-in

F SPORT split-five-spoke  
alloy wheels<sup>4</sup>  
STANDARD GS F SPORT



GS F SPORT shown in Caviar // Options shown


# COLOR, MATERIAL & FINISH



BLACK NULUXE	●			
BLACK LEATHER		●▲		
CHATEAU NULUXE	●			
CHATEAU LEATHER		●▲		
FLAXEN NULUXE	●			
FLAXEN LEATHER			●▲	■
RIOJA RED LEATHER				■
BLACK LEATHER WITH WHITE PERFORATIONS				■

## INTERIOR & TRIM

GS ●  
GSh ▲  
GS/GSh F SPORT ■



EMINENT WHITE PEARL	●	●	●	●	●	●	●	●
SMOKY GRANITE MICA	●▲	●▲	●▲	●▲	●▲	●▲	●▲	●▲
NIGHTFALL MICA	●	●	●	●	●	●	●	●
OBSIDIAN	●▲	●▲	●▲	●▲	●▲	●▲	●▲	●▲
MATADOR RED MICA	●	●	●	●	●	●	●	●
LIQUID PLATINUM	●▲	●▲	●▲	●▲	●▲	●▲	●▲	●▲
ATOMIC SILVER	●	●	●	●	●	●	●	●
CAVIAR	●▲	●▲	●▲	●▲	●▲	●▲	●▲	●▲
ULTRA WHITE								■
ULTRASONIC BLUE MICA 2.0*								■

## EXTERIOR

\*Additional charge  
For configuration details, visit [lexus.com/GSbuild](http://lexus.com/GSbuild)

**GS 300 /  
GS 300 F SPORT**

**241  
HORSEPOWER<sup>1</sup>**

**IN-  
LINE 4  
2.0-LITER  
TURBOCHARGED ENGINE**

**GS 350 /  
GS 350 F SPORT**

**311  
HORSEPOWER<sup>1</sup>**

**V6  
3.5-LITER ENGINE**

**GS 450h /  
GS 450h F SPORT**

**338  
TOTAL SYSTEM  
HORSEPOWER<sup>1</sup>**

**V6  
3.5-LITER ENGINE +  
LEXUS HYBRID DRIVE**

**WARRANTY** Four-year/50,000-mile Lexus Limited Warranty. Six-year/70,000-mile Powertrain Warranty. Six-year/unlimited-mileage Corrosion Perforation Warranty. Eight-year/100,000-mile Hybrid System Warranty. All warranties with zero deductible. See the *GS Warranty and Services Guide* at your Lexus dealer for details.

**DISCLOSURES** **1.** Ratings achieved using the required premium unleaded gasoline with an octane rating of 91 or higher. If premium fuel is not used, performance will decrease. **2.** Ultrasonic Blue Mica 2.0 available for an additional charge. **3.** Preliminary mileage estimates determined by Lexus. EPA mileage estimates not available at time of publishing. Actual mileage will vary. **4.** 17-, 18- or 19-in performance tires are expected to experience greater tire wear than conventional tires. Tire life may be substantially less than 20,000 miles (17-in) or 15,000 miles (18-in or 19-in), depending upon driving conditions. **5.** TORSEN® is a registered trademark of Zexel Torsen, Inc. **6.** Performance figures are for comparison only and were obtained with prototype vehicles by professional drivers using special safety equipment and procedures. Do not attempt. **7.** Intelligent high beams operate at speeds above 25 mph. Factors such as a dirty windshield, weather, lighting and terrain limit effectiveness, requiring driver to manually operate the high beams. See *Owner's Manual* for additional limitations and details. **8.** Drivers are responsible for their own safe driving. Always pay attention to your surroundings and drive safely. Depending on the conditions of roads, weather and the vehicle, the system(s) may not work as intended. See *Owner's Manual* for additional limitations and details. **9.** The Lexus Safety System+ Pre-Collision System is designed to help avoid or reduce the crash speed and damage in certain frontal collisions only. It is not a substitute for safe and attentive driving. System effectiveness is dependent on road, weather and vehicle conditions. See *Owner's Manual* for additional limitations and details. **10.** The Pedestrian Detection System is designed to detect a pedestrian ahead of the vehicle, determine if impact is imminent and help reduce impact speed. It is not a substitute for safe and attentive driving. System effectiveness depends on many factors, such as speed, size and position of pedestrians and weather, light and road conditions. See *Owner's Manual* for additional limitations and details. **11.** Brake Assist is designed to help the driver take full advantage of the benefits of ABS. It is not a substitute for safe driving practices. Braking effectiveness also depends on proper vehicle maintenance, tire and road conditions. See *Owner's Manual* for additional limitations and details. **12.** Lane Departure Alert with Lane Keep Assist is designed to read lane markers under certain conditions and provide visual and audible alerts when lane departure is detected. It is not a collision-avoidance system or a substitute for safe and attentive driving. Effectiveness is dependent on road, weather and vehicle conditions. See *Owner's Manual* for additional limitations and details. **13.** Dynamic Radar Cruise Control is designed to assist the driver and is not a substitute for safe and attentive driving practices. System effectiveness is dependent on road, weather and traffic conditions. See *Owner's Manual* for additional limitations and details. **14.** Be sure to obey traffic regulations and maintain awareness of road and traffic conditions at all times. Apps/services vary by phone/carrier; functionality depends on many factors. Select apps use large amounts of data; you are responsible for charges. Apps & services subject to change. See [lexus.com/enform](http://lexus.com/enform) for details. **15.** Be sure to obey traffic regulations and maintain awareness of road and traffic conditions at all times. Availability & accuracy of the information provided by the Navigation System is dependent upon many factors. Use common sense when relying on information provided. Services & programming subject to change. Services not available in every city or roadway. Updates may be available from your dealer at an additional cost. See *Owner's Manual* for details. **16.** Be sure to obey traffic regulations and maintain awareness of road and traffic conditions at all times. HD Radio™ Technology manufactured under license from iBiquity Digital Corporation U.S. and Foreign Patents. HD Radio™ and the HD, HD Radio, and "Arc" logos are proprietary trademarks of iBiquity Digital Corp. **17.** Concentrating on the road should always be your first priority while driving. Do not use the hands-free phone system if it will distract you. The Bluetooth® word mark and logos are registered trademarks owned by Bluetooth SIG, Inc. and any use of such marks by Lexus is under license. A compatible Bluetooth-enabled phone must first be paired. Phone performance depends on software, coverage & carrier. **18.** Always drive safely, obey traffic laws & focus on the road while driving. Siri® is available on select iPhone/iPad models & requires Internet access. Siri® is not available in all languages or all areas & features vary by area. Some Siri® functionality & commands are not accessible in the vehicle. Data charges may apply. See Apple.com & phone carrier for details. Siri® is a registered trademark of Apple Inc. **19.** Mark Levinson® is a registered trademark of Harman International Industries, Inc. **20.** FaceTime® is a registered trademark of Apple Inc. All rights reserved. **21.** The SmartAccess system may interfere with some pacemakers or cardiac defibrillators. If you have one of these medical devices, please talk to your doctor to see if you should deactivate this system. **22.** The engine immobilizer is a state-of-the-art anti-theft system. When you insert your key into the ignition switch or bring a SmartAccess fob into the vehicle, the key transmits an electronic code to the vehicle. The engine will only start if the code in the transponder chip inside the key/fob matches the code in the vehicle's immobilizer. Because the transponder chip is embedded in the key/fob, it can be costly to replace. If you lose a key or fob, your Lexus dealer can help. Alternatively, you can find a qualified independent locksmith to perform high-security key services by consulting your local *Yellow Pages* or by contacting [www.aloa.org](http://www.aloa.org). **23.** Be sure to obey traffic regulations and maintain awareness of road and traffic conditions. **24.** The backup camera does not provide a comprehensive view of the rear area of the vehicle. You should also look around outside your vehicle and use your mirrors to confirm rearward clearance. Environmental conditions may limit effectiveness and view may become obscured. See *Owner's Manual* for additional limitations and details. **25.** Lane Keep Assist is designed to read lane markers under certain conditions. It provides a visual and audible alert and slight steering force when lane departure is detected. It is not a collision-avoidance system or a substitute for safe and attentive driving. Effectiveness is dependent on road, weather and traffic conditions. See *Owner's Manual* for additional limitations and details. **26.** Lane Departure Alert with Steering Assist is designed to read lane markers under certain conditions. It provides a visual and audible alert and slight steering force when lane departure is detected. It is not a collision-avoidance system or a substitute for safe and attentive driving. Effectiveness is dependent on road, weather and vehicle conditions. See *Owner's Manual* for additional limitations and details. **27.** Contact with the response center may not be available in all areas. Service Agreements required. A variety of subscription terms available; charges will vary. **28.** Information provided is based on the last time data was collected from the vehicle and may not be up to date. System functionality depends on vehicle connectivity. **29.** Use only if aware of circumstances surrounding vehicle and it is safe to do so (e.g., do not remotely start engine if vehicle is in an enclosed space). Functionality depends on many factors, such as vehicle and smartphone connectivity. Registration and app download are required. Subscription purchase required after trial. See usage precautions and service limitations in *Owner's Manual*. **30.** Intuitive Parking Assist (IPA) is designed to assist drivers in avoiding potential collisions at speeds of 9 mph or less. Certain vehicle and environmental factors, including an object's shape and composition, may affect the ability of the IPA to detect it. Always look around outside the vehicle and use mirrors to confirm clearance. See *Owner's Manual* for additional limitations and details. **31.** Lexus received the highest numerical score among 12 luxury brands in the J.D. Power 2017 U.S. Customer Service Index (CSI) Study, based on 70,342 total responses, measuring customer satisfaction with dealer and non-dealer service during the first 3 years of ownership, surveyed October–December 2016. Your experiences may vary. Visit [jdpower.com](http://jdpower.com). **32.** Carpet and all-weather floor liners/mats are model-specific with model names. Floor liners/mats are designed for use in a specific model and model year vehicle and SHOULD NOT be used in any other vehicle. To avoid potential interference with pedal operation, each liner/mat must be secured with its fasteners. Do not install a floor liner/mat on top of an existing floor liner/mat.

Lexus strives to build vehicles to match customer interest, and thus they typically are built with popular options and option packages. Not all options/packages are available separately, and some may not be available in all regions of the country. See [lexus.com](http://lexus.com) for information about options/packages commonly available in your area. If you would prefer a vehicle without any or with different options, contact your dealer to check for current availability or the possibility of placing a special order. Specifications, features, equipment, technical data, performance figures, options, and color and trim are based upon information available at time of printing, are subject to change without notice, and are for mainland U.S.A. vehicles only. Some vehicles shown with available equipment. See your Lexus dealer for details. Lexus reminds you to wear seatbelts, secure children in rear seat, obey all traffic laws and drive responsibly. For more information, call 800-USA-LEXUS (872-5398) or visit [lexus.com](http://lexus.com). To learn more about your financing options, contact your Lexus dealer or call Lexus Financial Services at 800-874-7050.

