

2022 **NX**





[JUMP TO:](#)

[STYLES](#)

[DESIGN](#)

[TECHNOLOGY](#)

[PERFORMANCE](#)

[SAFETY](#)

[OWNERSHIP](#)

[SPECS](#)

[PACKAGES](#)

[BUILD YOUR NX](#)

[FIND A DEALER](#)

[VIEW LEXUS OFFERS](#)

A NEW GENERATION HAS ARRIVED

Reconceived from the inside out, the driver-centric NX—with Lexus-first technology and more horsepower across the NX line—is crafted to the only standard that matters: yours.



NX 350 AWD shown in Nori Green Pearl, NX 350 F SPORT Handling AWD shown in Cloudburst Gray, NX 350h AWD shown in Eminent White Pearl, and NX 450h+ F SPORT Handling AWD shown in Ultrasonic Blue Mica 2.0³

NX 250

- All-new 203-horsepower in-line 4-cylinder engine
- Available all-wheel drive

NX 350 AWD


- More powerful 275-horsepower¹ in-line 4-cylinder turbo
- 0-60 mph in 6.6 seconds^{1,2}

NX F SPORT HANDLING MODELS

- Add a distinctive edge to the NX 350 AWD and NX 450h+ AWD with F SPORT handling and styling upgrades, including an Adaptive Variable Suspension

NX HYBRIDS

- More powerful 240-total-system-horsepower¹ NX 350h AWD
- Lexus-first 304-total-system-horsepower¹ Plug-in Hybrid Electric NX 450h+ AWD



NX 350 F SPORT Handling AWD shown with Circuit Red NuLuxe®⁴ and Dark Graphite interior trim

THE SUV OF TOMORROW BEGINS BY UNDERSTANDING THE DRIVER OF TODAY

From an all-new interior that's the peak of intuition to available personalized Thematic Ambient Illumination that ignites imagination, the NX is proof that a truly driver-inspired design is one that also inspires drivers.

DESIGN



NX 350 F SPORT Handling AWD
shown in Redline



- Available 20-inch wheels
- Bi-LED headlamps and Blade Taillamps

- Available 60/40 power-folding heated rear seats
- Available panorama glass roof

- Available Thematic Ambient Illumination. Match your environment to your mood with 14 themes.

Learn more at
lexus.com/NXDesign



NX 350 F SPORT Handling AWD shown with Apple CarPlay^{®5} integration and Circuit Red NuLuxe with Dark Graphite interior trim

CHANGE COMES FROM WITHIN

Discover the difference of the first-ever Lexus Interface with touchscreen display. In a space that offers the ability to charge and connect your devices wirelessly. This is design that puts you first, and everything else right where you'd expect.

TECHNOLOGY



NX 350h AWD shown with Palomino and Black Open-Pore Wood interior trim



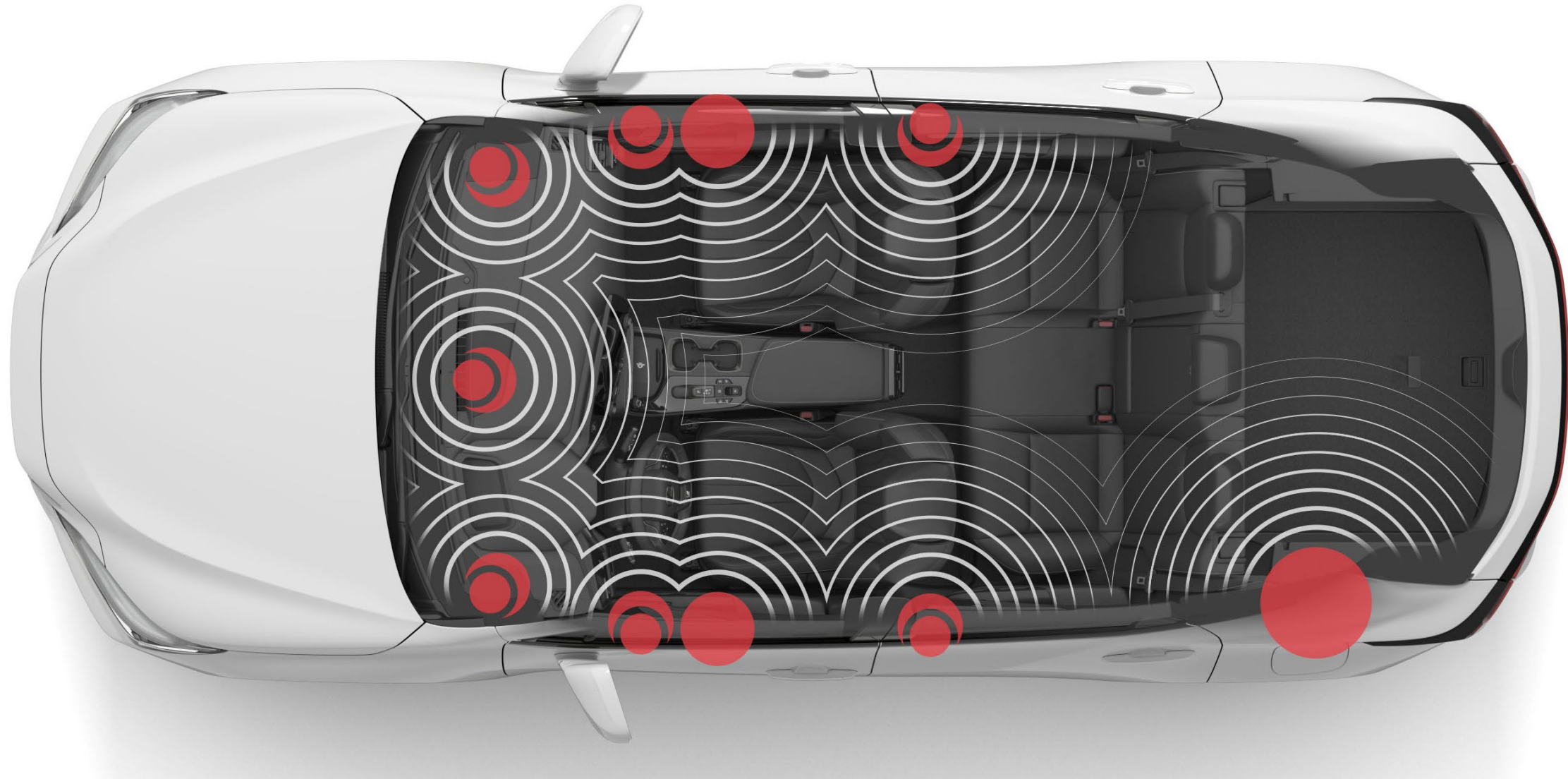
- Available 14-inch touchscreen with Intelligent Assistant
- Wireless Apple CarPlay^{®5} and Android Auto^{™6} compatibility

- Apple Music^{®5} and Amazon Music⁷ integration
- Available Lexus Digital Key.⁸ Share and access your NX via smartphone.

- Available 10-inch Head-Up Display
- Available Advanced Park.⁹ Move your NX in and out of tight parking spots either hands free or remotely* via smartphone.¹⁰

Learn more at lexus.com/NXTechnology

*The Remote Park feature within the Advanced Park option is expected to be available in late Spring 2022 and is planned to be enabled via a software update to the vehicle.



DON'T JUST
LISTEN. FEEL.

Unlock a deeper appreciation of sound—and experience music in its highest fidelity while being enveloped in a three-dimensional soundscape.

- 17 speakers
- 1,800 watts amplified power
- 12-channel digital signal processing amplifier
- Clari-Fi®¹¹ processing



NX 350h AWD shown in
Nori Green Pearl

PERFORMANCE THAT'S ALL YOU

Experience the most powerful and refined NX line ever, with a choice of four powertrains, all-wheel drive options and, in select regions, the Lexus-first Plug-in Hybrid Electric Vehicle.

PERFORMANCE



- All-new platform with extended wheelbase
- Lexus-first Plug-in Hybrid Electric Vehicle (in select regions)

- Lower center of gravity for a more confident ride
- Enhanced all-wheel drive

- Available F SPORT Handling-tuned Adaptive Variable Suspension
- Available front and rear performance dampers

Learn more at
lexus.com/NXPerformance

NX 350 F SPORT Handling AWD
shown in Redline

PERFORMANCE



- Pre-Collision System with Pedestrian Detection¹² and Intersection Support¹³
- Intelligent High Beams¹⁴

- All-Speed Dynamic Radar Cruise Control with Curve Speed Management¹⁵
- Lane Tracing Assist¹⁶

- Lane Departure Alert with Steering Assist¹⁷
- Road Sign Assist¹⁸

NX 350 F SPORT Handling AWD
shown in Ultrasonic Blue Mica 2.0³

PEACE OF MIND, STANDARD.


The class-leading Lexus Safety System+ 3.0^{19,20} adds peace of mind to every drive. With technology that can automatically brake for oncoming cars, slow through corners and more, it's our most advanced standard safety suite ever.

Learn more at
lexus.com/NXSafety

SAFETY



NX 350 AWD shown in
Eminent White Pearl¹³



- Digital Latch with Safe Exit Assist.²¹ Helps ensure that the doors only open after checking for traffic and cyclists.
- Available Front Cross-Traffic Alert.¹³ Warns of oncoming cross traffic at intersections.

- Available Digital Rearview Mirror. Increases your field of vision, with an unobstructed view of the road behind.
- Available Lane Change Assist.²² Helps automatically change lanes when safe to do so.




NOT A CAR. A LEXUS.

Lexus ownership goes far beyond the vehicle. From dealership amenities that make you feel like a guest in our home to exclusive event invitations, special offers and more, Lexus rewards the driver at every touchpoint.

LX shown

OWNERSHIP



- Complimentary shuttle service
- Wi-Fi lounge

- Loaner vehicles²³
- Complimentary maintenance services²⁴

- Convenient pickup and delivery
- Complimentary car wash

Learn more at
lexus.com/OwnerServices

OWNER
SERVICES



- Entertainment exclusives
- Elite culinary experiences

- Exclusive retailer offers
- VIP sporting event access

- Resort credits and more

Learn more at
lexus.com/OwnerBenefits

OWNER
BENEFITS

NX 250 / NX 250 AWD

203
HORSEPOWER

IN-LINE 4
2.5-LITER ENGINE

FWD or AWD

8-SPEED
ELECTRONICALLY CONTROLLED
TRANSMISSION WITH PADDLE SHIFTERS

8.2 FWD/
8.6 AWD
0-60 MPH (SEC)²

26/33/28
CITY / HWY / CMB
EPA-ESTIMATED MPG²⁵
(NX 250 FWD)

25/32/28
CITY / HWY / CMB
EPA-ESTIMATED MPG²⁵
(NX 250 AWD)

**NX 350 AWD /
NX 350 F SPORT
HANDLING AWD**

275
HORSEPOWER¹

IN-LINE 4
2.4-LITER TURBOCHARGED ENGINE

AWD

8-SPEED
ELECTRONICALLY CONTROLLED
TRANSMISSION WITH PADDLE SHIFTERS

6.6
0-60 MPH (SEC)^{1,2}

22/29/25
CITY / HWY / CMB
EPA-ESTIMATED MPG²⁵

22/28/25
CITY / HWY / CMB
EPA-ESTIMATED MPG²⁵
(NX 350 F SPORT HANDLING AWD)

2,000
LB TOWING CAPACITY²⁶
(ADDITIONAL EQUIPMENT REQUIRED)

NX 350h AWD

240
TOTAL SYSTEM HORSEPOWER¹

IN-LINE 4
2.5-LITER ENGINE + LEXUS
HYBRID DRIVE

AWD

ECVT
ELECTRONICALLY CONTROLLED
CONTINUOUSLY VARIABLE
TRANSMISSION WITH PADDLE SHIFTERS

7.2
0-60 MPH (SEC)^{1,2}

41/37/39
CITY / HWY / CMB
EPA-ESTIMATED MPG²⁵

**NX 450h+ AWD /
NX 450h+ F SPORT
HANDLING AWD**

304
TOTAL SYSTEM HORSEPOWER¹

IN-LINE 4
2.5-LITER ENGINE + LEXUS PLUG-IN
HYBRID ELECTRIC DRIVE

AWD

ECVT
ELECTRONICALLY CONTROLLED
CONTINUOUSLY VARIABLE
TRANSMISSION WITH PADDLE SHIFTERS

6.0
0-60 MPH (SEC)^{1,2}

84
EPA-ESTIMATED MPGe²⁷

37
MILE EPA-ESTIMATED
ALL-ELECTRIC RANGE²⁸

Learn more at lexus.com/NXSpecs



NX STYLES



NX 250 FWD/AWD

- Available all-wheel drive
- Standard features include:*
- Front-wheel drive
- 18-in 15-spoke alloy wheels with Dark Gray and machined finish
- Drive Mode Select with Sport, Normal and ECO drive modes
- Lexus Interface with 9.8-in touchscreen display
- Safety Connect,²⁹ Service Connect,³⁰ Remote Connect,³¹ Wi-Fi Connect³²—with AT&T Wi-Fi hotspot and Integrated Streaming (Apple Music^{®5} and Amazon Music⁷) compatibility. (4G network dependent.)
- Drive Connect³³ capability with Cloud Navigation, including Google³⁴ points-of-interest; Intelligent Assistant, including Hey Lexus; and Destination Assist. (Subscription required; 4G network dependent.)
- Wireless Apple CarPlay^{®5} integration
- Wireless Android Auto^{™6} compatibility
- 10-speaker Lexus Premium Audio System
- Four USB ports³⁵
- Leather-trimmed steering wheel and shift knob
- 10-way driver, 8-way passenger power-adjustable front seats
- Dual-zone automatic climate control with interior air filter
- Heated front seats
- Auto-dimming rearview mirror with HomeLink^{®36}
- Lexus Safety System+ 3.0²⁰
- Blind Spot Monitor³⁷ with Rear Cross-Traffic Alert³⁸
- Digital Latch with Safe Exit Assist²¹

View all standard features and configure yours at lexus.com/NXBuild



NX 350 AWD

- Includes NX 250 AWD features, and adds or replaces:*
- Active Noise Control
 - Active Sound Control



NX 350h AWD

- Includes NX 250 AWD features, and adds or replaces:*
- EV drive mode³⁹



NX 450h+ AWD

- Includes NX 350h AWD features and Luxury Package features, and adds or replaces:*
- Heated steering wheel



NX 350 F SPORT HANDLING AWD

- Includes NX 350 AWD features, and adds or replaces:*
- Adaptive Variable Suspension
 - Head-Up Display
 - Color-matched wheel fenders
 - F SPORT front seats with enhanced bolsters
 - F SPORT front fascia and mesh grille insert
 - F SPORT 20-in split-five-spoke alloy wheels with Gloss Black finish
 - F SPORT perforated leather-trimmed steering wheel and gear shifter
 - Rain-sensing windshield wipers
 - Aluminum door trim
 - Front and rear performance dampers



NX 450h+ F SPORT HANDLING AWD

- Includes NX 350 F SPORT Handling AWD and F SPORT Luxury Package features, and adds or replaces:*
- F SPORT heated perforated leather-trimmed steering wheel

PACKAGES



PREMIUM PACKAGE

- Ventilated front seats
- Lexus Memory System for driver's seat, steering wheel and outer mirrors
- Black Prism interior ornamentation
- Power tilt-and-slide moonroof
- Power Rear Door with Kick Sensor⁴⁰
- Rain-sensing windshield wipers
- Intuitive Parking Assist with Automatic Braking⁴¹
- Power tilt-and-telescopic steering column

LUXURY PACKAGE

Includes Premium Package, and adds or replaces:

- 20-in 20-spoke alloy wheels with Silver finish (NX 350 AWD, NX 350h AWD)
- Perforated leather-trimmed interior with unique chevron seat quilting
- 4-way lumbar support for driver
- Head-Up Display
- Lexus Interface with 14-in touchscreen display

F SPORT LUXURY PACKAGE (NX 350 F SPORT HANDLING AWD)

Includes NX 350 F SPORT Handling AWD features, plus:

- Drive Connect³³ trial with Cloud Navigation, including Google³⁴ points-of-interest; Intelligent Assistant, including Hey Lexus; and Destination Assist trial. (4G network dependent.)
- Front door courtesy lamp
- Black Open-Pore Wood trim
- Thematic Ambient Illumination
- Adaptive Front Lighting System⁴²
- Power tilt-and-slide moonroof
- Power Rear Door with Kick Sensor⁴⁰
- Lexus Memory System for driver's seat, steering wheel and outer mirrors
- Ventilated front seats
- Intuitive Parking Assist with Automatic Braking⁴¹
- Lexus Interface with 14-in touchscreen display
- Drive Connect³³ trial with Cloud Navigation, including Google³⁴ points-of-interest; Intelligent Assistant, including Hey Lexus; and Destination Assist trial. (4G network dependent.)
- Thematic Ambient Illumination
- Adaptive Front Lighting System⁴²



OPTIONS



- 2,000-lb towing capacity.²⁶
Additional equipment required (NX 250, NX 350h AWD, NX 450h+ AWD)
- Heated steering wheel, windshield wiper de-icer and fast-response interior heater (NX 250, NX 350)
- Heated steering wheel (NX 350h AWD)
- Windshield wiper de-icer and fast-response interior heater (NX 350h AWD)

Requires Premium Package:

- Lexus Interface with 14-in touchscreen display; Drive Connect³³ trial with Cloud Navigation, including Google³⁴ points-of-interest; Intelligent Assistant, including Hey Lexus; and Destination Assist trial. (4G network dependent.) Thematic Ambient Illumination.
- 20-in 20-spoke alloy wheels with Silver finish (NX 350, NX 350h AWD)
- Head-Up Display and Digital Rearview Mirror

Requires Premium Package or Luxury Package:

- Mark Levinson^{®11} 17-speaker, 12-channel, 1,800-watt PurePlay Surround Sound Audio System
- Lexus Digital Key,⁸ SmartAccess^{43,44} card key and wireless charger⁴⁵

Requires Luxury Package:

- Panoramic View Monitor,⁴⁶ Lane Change Assist,²² Front Cross-Traffic Alert,¹³ steering-wheel touch sensor
- 60/40-split, power-folding, heated rear seats

- Premium Triple-Beam LED headlamps, headlamp washers, cornering lamps
- Panorama glass roof
- Digital Rearview Mirror
- Advanced Park⁹ (NX 350h AWD, NX 450+ AWD)

Requires NX 450h+ AWD:

- 6.6-kW onboard charger



WHEELS



18-in

15-spoke alloy wheels with Dark Gray and machined finish

STANDARD
NX, NXh



20-in

20-spoke alloy wheels with Silver finish

AVAILABLE
NX, NXh



20-in

Split-five-spoke alloy wheels

STANDARD
NXh+



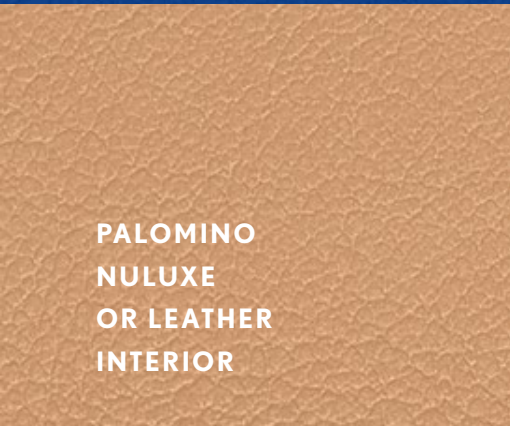
20-in

Split-five-spoke alloy wheels with Gloss Black finish

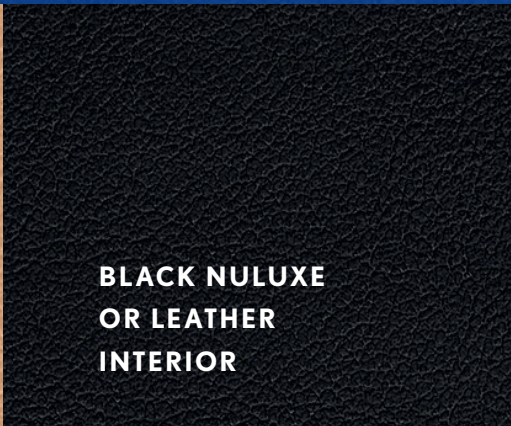
STANDARD
NX F SPORT HANDLING



NX 350 F SPORT Handling AWD
shown in Cloudburst Gray²



**PALOMINO
NULUXE
OR LEATHER
INTERIOR**



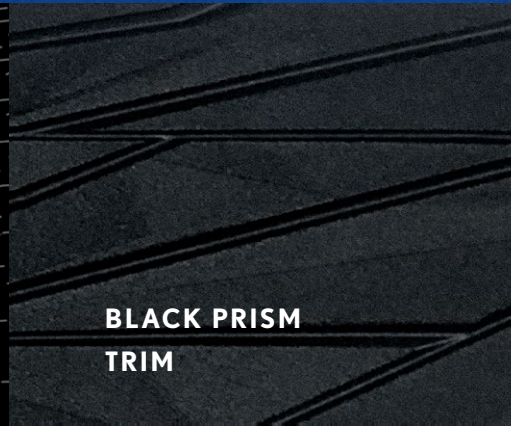
**BLACK NULUXE
OR LEATHER
INTERIOR**



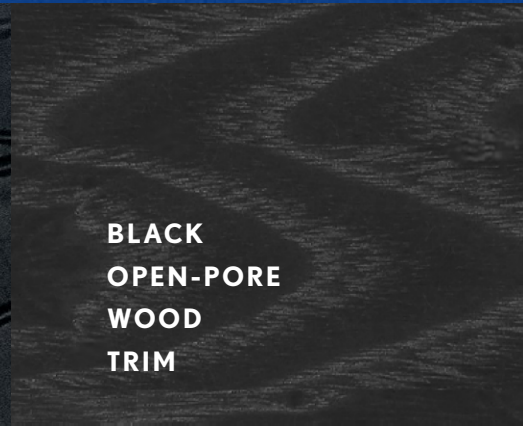
**BLACK/
RICH CREAM
NULUXE
OR LEATHER
INTERIOR**



**STIPPLED BLACK
TRIM**



**BLACK PRISM
TRIM**



**BLACK
OPEN-PORE
WOOD
TRIM**

NX 250
NX 250 AWD
NX 350 AWD
NX 350h AWD
NX 450h+ AWD

NX 250
NX 250 AWD
NX 350 AWD
NX 350h AWD
NX 450h+ AWD

NX 250
NX 250 AWD
NX 350 AWD
NX 350h AWD
NX 450h+ AWD

NX 250
NX 250 AWD
NX 350 AWD
NX 350h AWD

NX 250
NX 250 AWD
NX 350 AWD
NX 350h AWD

NX 250
NX 250 AWD
NX 350 AWD
NX 350h AWD
NX 450h+ AWD

ULTRASONIC BLUE MICA 2.0*
EXTERIOR



CIRCUIT RED NULUXE
INTERIOR

NX 350 F SPORT HANDLING AWD
NX 450h+ F SPORT HANDLING AWD

BLACK NULUXE
INTERIOR

NX 350 F SPORT HANDLING AWD
NX 450h+ F SPORT HANDLING AWD

DARK GRAPHITE ALUMINUM
TRIM

NX 350 F SPORT HANDLING AWD
NX 450h+ F SPORT HANDLING AWD

This page is meant to represent color combinations for exterior, interior seat surfaces and trims available across the NX line. For specific combination details, which can vary by style, visit lexus.com/NXBuild.

*Additional charge



**PALOMINO
NULUXE
OR LEATHER
INTERIOR**

**CIRCUIT RED
NULUXE
INTERIOR**

**BLACK NULUXE
OR LEATHER
INTERIOR**

**BLACK/
RICH CREAM
NULUXE
OR LEATHER
INTERIOR**

**STIPPLED BLACK
TRIM**

**BLACK PRISM
TRIM**

**BLACK
OPEN-PORE
WOOD
TRIM**

**DARK
GRAPHITE
ALUMINUM
TRIM**

NX 250
NX 250 AWD
NX 350 AWD
NX 350h AWD
NX 450h+ AWD

NX 350 F SPORT
HANDLING AWD
NX 450h+ F SPORT
HANDLING AWD

NX 250
NX 250 AWD
NX 350 AWD
NX 350h AWD
NX 450h+ AWD
NX 350 F SPORT
HANDLING AWD
NX 450h+ F SPORT
HANDLING AWD

NX 250
NX 250 AWD
NX 350 AWD
NX 350h AWD
NX 450h+ AWD

NX 250
NX 250 AWD
NX 350 AWD
NX 350h AWD

NX 250
NX 250 AWD
NX 350 AWD
NX 350h AWD

NX 250
NX 250 AWD
NX 350 AWD
NX 350h AWD
NX 450h+ AWD

NX 350 F SPORT
HANDLING AWD
NX 450h+ F SPORT
HANDLING AWD



PALOMINO
NULUXE
OR LEATHER
INTERIOR

BLACK NULUXE
OR LEATHER
INTERIOR

BLACK/
RICH CREAM
NULUXE
OR LEATHER
INTERIOR

STIPPLED BLACK
TRIM

BLACK PRISM
TRIM

BLACK
OPEN-PORE
WOOD
TRIM

DARK
GRAPHITE
ALUMINUM
TRIM

NX 250
NX 250 AWD
NX 350 AWD
NX 350h AWD
NX 450h+ AWD

NX 250
NX 250 AWD
NX 350 AWD
NX 350h AWD
NX 450h+ AWD
NX 350 F SPORT
HANDLING AWD
NX 450h+ F SPORT
HANDLING AWD

NX 250
NX 250 AWD
NX 350 AWD
NX 350h AWD
NX 450h+ AWD

NX 250
NX 250 AWD
NX 350 AWD
NX 350h AWD

NX 250
NX 250 AWD
NX 350 AWD
NX 350h AWD

NX 250
NX 250 AWD
NX 350 AWD
NX 350h AWD
NX 450h+ AWD

NX 350 F SPORT
HANDLING AWD
NX 450h+ F SPORT
HANDLING AWD

**OBSIDIAN
EXTERIOR**



**CIRCUIT RED NULUXE
INTERIOR**

NX 350 F SPORT HANDLING AWD
NX 450h+ F SPORT HANDLING AWD

**BLACK NULUXE
INTERIOR**

NX 350 F SPORT HANDLING AWD
NX 450h+ F SPORT HANDLING AWD

**DARK GRAPHITE ALUMINUM
TRIM**

NX 350 F SPORT HANDLING AWD
NX 450h+ F SPORT HANDLING AWD

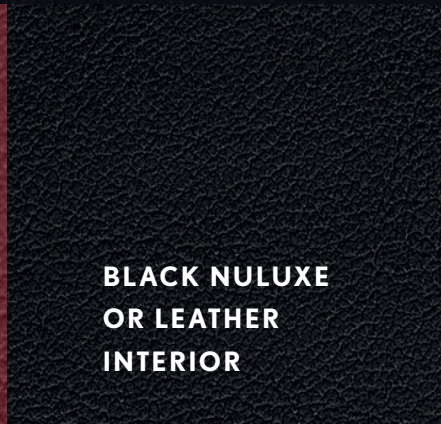
This page is meant to represent color combinations for exterior, interior seat surfaces and trims available across the NX line. For specific combination details, which can vary by style, visit lexus.com/NXBuild.



**PALOMINO
NULUXE
OR LEATHER
INTERIOR**



**RIOJA RED
NULUXE
OR LEATHER
INTERIOR**



**BLACK NULUXE
OR LEATHER
INTERIOR**



**BLACK/
RICH CREAM
NULUXE
OR LEATHER
INTERIOR**



**STIPPLED BLACK
TRIM**



**BLACK PRISM
TRIM**



**BLACK
OPEN-PORE
WOOD
TRIM**

NX 250
NX 250 AWD
NX 350 AWD
NX 350h AWD
NX 450h+ AWD

NX 250
NX 250 AWD
NX 350 AWD
NX 350h AWD
NX 450h+ AWD

NX 250
NX 250 AWD
NX 350 AWD
NX 350h AWD
NX 450h+ AWD

NX 250
NX 250 AWD
NX 350 AWD
NX 350h AWD
NX 450h+ AWD

NX 250
NX 250 AWD
NX 350 AWD
NX 350h AWD

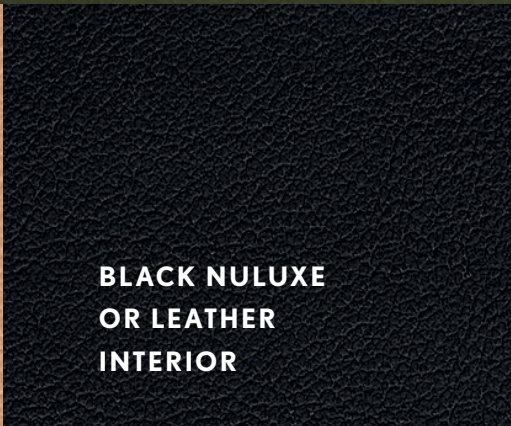
NX 250
NX 250 AWD
NX 350 AWD
NX 350h AWD

NX 250
NX 250 AWD
NX 350 AWD
NX 350h AWD
NX 450h+ AWD

**NORI GREEN PEARL
EXTERIOR**



**PALOMINO
NULUXE
OR LEATHER
INTERIOR**



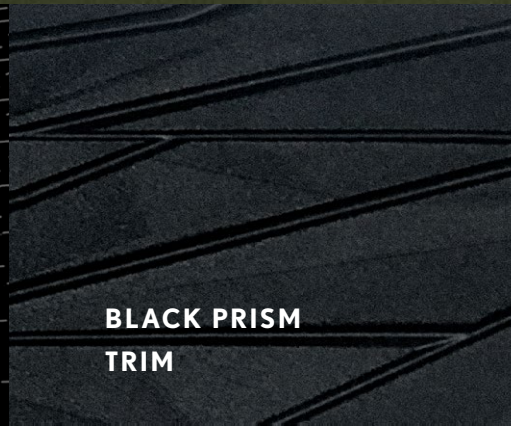
**BLACK NULUXE
OR LEATHER
INTERIOR**



**BLACK/
RICH CREAM
NULUXE
OR LEATHER
INTERIOR**



**STIPPLED BLACK
TRIM**



**BLACK PRISM
TRIM**



**BLACK
OPEN-PORE
WOOD
TRIM**

NX 250
NX 250 AWD
NX 350 AWD
NX 350h AWD
NX 450h+ AWD

NX 250
NX 250 AWD
NX 350 AWD
NX 350h AWD
NX 450h+ AWD

NX 250
NX 250 AWD
NX 350 AWD
NX 350h AWD
NX 450h+ AWD

NX 250
NX 250 AWD
NX 350 AWD
NX 350h AWD

NX 250
NX 250 AWD
NX 350 AWD
NX 350h AWD

NX 250
NX 250 AWD
NX 350 AWD
NX 350h AWD
NX 450h+ AWD

This page is meant to represent color combinations for exterior, interior seat surfaces and trims available across the NX line. For specific combination details, which can vary by style, visit lexus.com/NXBuild.



**PALOMINO
NULUXE
OR LEATHER
INTERIOR**

**RIOJA RED
NULUXE
OR LEATHER
INTERIOR**

**CIRCUIT RED
NULUXE
INTERIOR**

**BLACK NULUXE
OR LEATHER
INTERIOR**

**BLACK/
RICH CREAM
NULUXE
OR LEATHER
INTERIOR**

**STIPPLED
BLACK
TRIM**

**BLACK PRISM
TRIM**

**BLACK
OPEN-PORE
WOOD
TRIM**

**DARK
GRAPHITE
ALUMINUM
TRIM**

NX 250
NX 250 AWD
NX 350 AWD
NX 350h AWD
NX 450h+ AWD

NX 250
NX 250 AWD
NX 350 AWD
NX 350h AWD
NX 450h+ AWD

NX 350 F SPORT
HANDLING AWD
NX 450h+ F SPORT
HANDLING AWD

NX 250
NX 250 AWD
NX 350 AWD
NX 350h AWD
NX 450h+ AWD
NX 350 F SPORT
HANDLING AWD
NX 450h+ F SPORT
HANDLING AWD

NX 250
NX 250 AWD
NX 350 AWD
NX 350h AWD
NX 450h+ AWD

NX 250
NX 250 AWD
NX 350 AWD
NX 350h AWD

NX 250
NX 250 AWD
NX 350 AWD
NX 350h AWD

NX 250
NX 250 AWD
NX 350 AWD
NX 350h AWD
NX 450h+ AWD

NX 350 F SPORT
HANDLING AWD
NX 450h+ F SPORT
HANDLING AWD

ATOMIC SILVER
EXTERIOR



NX 250
NX 250 AWD
NX 350 AWD
NX 350h AWD
NX 450h+ AWD

NX 250
NX 250 AWD
NX 350 AWD
NX 350h AWD
NX 450h+ AWD

NX 350 F SPORT
HANDLING AWD
NX 450h+ F SPORT
HANDLING AWD

NX 250
NX 250 AWD
NX 350 AWD
NX 350h AWD
NX 450h+ AWD
NX 350 F SPORT
HANDLING AWD
NX 450h+ F SPORT
HANDLING AWD

NX 250
NX 250 AWD
NX 350 AWD
NX 350h AWD
NX 450h+ AWD

NX 250
NX 250 AWD
NX 350 AWD
NX 350h AWD

NX 250
NX 250 AWD
NX 350 AWD
NX 350h AWD

NX 250
NX 250 AWD
NX 350 AWD
NX 350h AWD
NX 450h+ AWD

NX 350 F SPORT
HANDLING AWD
NX 450h+ F SPORT
HANDLING AWD

This page is meant to represent color combinations for exterior, interior seat surfaces and trims available across the NX line. For specific combination details, which can vary by style, visit lexus.com/NXBuild.

EMINENT WHITE PEARL*
EXTERIOR



**PALOMINO
NULUXE
OR LEATHER
INTERIOR**

**RIOJA RED
NULUXE
OR LEATHER
INTERIOR**

**BLACK NULUXE
OR LEATHER
INTERIOR**

**BLACK/
RICH CREAM
NULUXE
OR LEATHER
INTERIOR**

**STIPPLED BLACK
TRIM**

**BLACK PRISM
TRIM**

**BLACK
OPEN-PORE
WOOD
TRIM**

NX 250
NX 250 AWD
NX 350 AWD
NX 350h AWD
NX 450h+ AWD

NX 250
NX 250 AWD
NX 350 AWD
NX 350h AWD
NX 450h+ AWD

NX 250
NX 250 AWD
NX 350 AWD
NX 350h AWD
NX 450h+ AWD

NX 250
NX 250 AWD
NX 350 AWD
NX 350h AWD
NX 450h+ AWD

NX 250
NX 250 AWD
NX 350 AWD
NX 350h AWD

NX 250
NX 250 AWD
NX 350 AWD
NX 350h AWD

NX 250
NX 250 AWD
NX 350 AWD
NX 350h AWD
NX 450h+ AWD

This page is meant to represent color combinations for exterior, interior seat surfaces and trims available across the NX line. For specific combination details, which can vary by style, visit lexus.com/NXBuild.

*Additional charge

ULTRA WHITE*
EXTERIOR



CIRCUIT RED NULUXE
INTERIOR

NX 350 F SPORT HANDLING AWD
NX 450h+ F SPORT HANDLING AWD

BLACK NULUXE
INTERIOR

NX 350 F SPORT HANDLING AWD
NX 450h+ F SPORT HANDLING AWD

DARK GRAPHITE ALUMINUM
TRIM

NX 350 F SPORT HANDLING AWD
NX 450h+ F SPORT HANDLING AWD

This page is meant to represent color combinations for exterior, interior seat surfaces and trims available across the NX line. For specific combination details, which can vary by style, visit lexus.com/NXBuild.

*Additional charge

ACCESSORIES



- Activity mount
- All-weather cargo mat⁴⁷
- All-weather floor liners⁴⁸
- Alloy wheel locks
- Body kit—Front, Rear, Fender, Front Door, Rear Door
- Carpet cargo mat⁴⁷
- Carpet floor mats⁴⁸
- Door edge film by 3M^{TM49}
- Door edge guards
- Emergency assistance kit
- First aid kit
- Glass breakage sensor
- Illuminated cargo sill
- Illuminated cup holders
- Illuminated door sills
- Key gloves with Lexus logo

- Lexus Universal Tablet Holder⁵⁰
- Mudguards
- Paint protection film by 3M^{TM51}
- Pet divider
- Rear bumper appliqué
- Rear puddle lamp
- Roof rack cross bars⁵²
- Side puddle lamp

F SPORT ACCESSORIES

- Carpet cargo mat⁴⁷
- Carpet floor mats⁴⁸
- Key gloves with F logo
- Rear bumper appliqué

Learn more at
lexus.com/Accessories





BUILD YOUR NX

FIND A DEALER

VIEW LEXUS OFFERS

WARRANTY Four-year/50,000-mile Lexus Limited Warranty, Six-year/70,000-mile Powertrain Warranty, Six-year/unlimited-mileage Corrosion Perforation Warranty, Eight-year/100,000-mile Hybrid System Warranty, Ten-year/150,000-mile Hybrid Battery Warranty. All warranties with zero deductible. See the *NX Warranty and Services Guide* at your Lexus dealer for details.

1. Ratings achieved using the required premium unleaded gasoline with an octane rating of 91 or higher. If premium fuel is not used, performance will decrease. **2.** Performance figures are for comparison only and were obtained with prototype vehicles by professional drivers. **3.** Cloudburst Gray, Eminent White Pearl and Ultrasonic Blue Mica 2.0 available for an additional charge. **4.** NuLuxe is a registered trademark of Toyota Motor Sales, U.S.A., Inc. **5.** Apps and services are subject to change at any time without notice. Data charges may apply. Apple CarPlay® functionality requires a compatible iPhone® connected wirelessly to the vehicle. Apple CarPlay and iPhone are registered trademarks of Apple Inc. Apple and Apple Music are trademarks of Apple Inc., registered in the U.S. and other countries. **6.** To use Android Auto on your audio display, you'll need an Android Auto-compatible vehicle and Android phone. For phone compatibility visit: <https://www.android.com/aut/>. Vehicle user interface is a product of Google and its terms and privacy statement apply. Requires compatible smartphone connected with an approved data cable into the USB media port and data plan rates apply. Apps and services vary by phone carrier and are subject to change at any time without notice. Android and Android Auto are trademarks of Google LLC. **7.** Amazon, Alexa, and all related marks are trademarks of Amazon.com, Inc. or its affiliates. Amazon Music and all related marks are trademarks of Amazon Technologies, Inc. or its affiliates. Certain functions require adequate signal strength and/or smartphone technology/connectivity. Not all Amazon Alexa functionality is available for in-vehicle use. See applicable app for details. Download of the Lexus app and Lexus+Alexa app are both required to begin in-vehicle use of Alexa. Data charges may apply for certain functions. Apps and services subject to change at any time without notice. To learn more, go to <https://www.lexus.com/enform>. To learn more about Lexus Enform's data collection, use, sharing and retention practices, please visit <https://www.lexus.com/privacyvts/>. **8.** Use only if aware of circumstances surrounding vehicle and it is legal and safe to do so (e.g., do not remotely start engine if vehicle is in an enclosed space or vehicle is occupied by a child). Remote Connect depends on factors outside of Lexus' control, including an operative telematics device, a cellular connection, GPS signal, and the availability of a compatible wireless network, without which system functionality and availability may be limited or precluded. Digital Key also requires Bluetooth connectivity. Service may vary by vehicle and region. Requires app download and registration/subscription after trial (if applicable). Terms of Use apply. Data charges may apply. Services subject to change at any time without notice. See usage precautions and service limitations in *Owner's Manual* and [lexus.com](https://www.lexus.com). To learn about Lexus' connected services data collection, use, sharing and retention practices, please visit <https://www.lexus.com/privacyvts/>. The Remote Connect trial period (if applicable) is at no extra cost and begins on the original date of purchase or lease of a new vehicle. Subscription required after trial to access the service. Terms of Use apply. **9.** Do not overly rely on Advanced Park. Always pay attention to the vehicle's surroundings while operating the system and only use it in accordance with applicable laws. Before operating, refer to *Owner's Manual* for additional instructions and limitations. **10.** Do not overly rely on Advanced Park and use only in accordance with applicable laws. When parking using the hands-free feature, always pay attention to the vehicle's surroundings. When parking remotely, operator must continuously interact with smartphone that has Bluetooth® connectivity and must ensure safe clearance around the vehicle. Before operating, refer to *Owner's Manual* for additional instructions and limitations. **11.** Mark Levinson and Clari-Fi are registered trademarks of Harman International Industries, Inc. **12.** The Pre-Collision System (PCS) with Pedestrian Detection (PD) is designed to determine if impact is imminent and help reduce impact speed and damage in certain frontal collisions involving a vehicle or a pedestrian. PCS w/PD is not a substitute for safe and attentive driving. System effectiveness depends on many factors, such as speed, size and position of pedestrian, and weather, light and road conditions. See *Owner's Manual* for additional limitations and details. **13.** Do not overly rely on the Intuitive Intersection Support/Front Cross-Traffic Alert system. Always visually confirm that it is safe to proceed. There are limitations to the function, detection and range of the system. See *Owner's Manual* for additional limitations and details. **14.** Intelligent High Beams operate at speeds above 21 mph. Factors such as a dirty windshield, weather, lighting and terrain limit effectiveness, requiring the driver to manually operate the high beams. See *Owner's Manual* for additional limitations and details. **15.** Dynamic Radar Cruise Control is designed to assist the driver and is not a substitute for safe and attentive driving practices. System effectiveness is dependent on many factors, including road, weather and traffic conditions. See *Owner's Manual* for additional limitations and details. **16.** Lane Tracing Assist (LTA) is designed to read visible lane markers and detect other vehicles under certain conditions. It is only operational when DRCC is engaged. See *Owner's Manual* for additional limitations and details. **17.** Lane Departure Alert with Steering Assist is designed to read visible lane markers under certain conditions. It provides a visual and audible alert and slight steering force when lane departure is detected. It is not a collision-avoidance system or a substitute for safe and attentive driving. Effectiveness is dependent on many factors including road, weather and vehicle conditions. See *Owner's Manual* for additional limitations and details. **18.** Do not rely exclusively on Road Sign Assist (RSA). RSA is a driver support system that utilizes the vehicle's forward-facing camera and Navigation System (when data is available) to recognize certain road signs and provide information to the driver via the multi-information display and/or Head-Up Display. Effectiveness is dependent on road, weather, vehicle and sign conditions. Use common sense when using RSA and do not drive distracted. See *Owner's Manual* for additional limitations and details. **19.** 2022 NX vs. 2021/2022 competitors. Information from manufacturers' websites as of 5/27/2021. **20.** Lexus Safety System+ 3.0 effectiveness is dependent on many factors including road, weather and vehicle conditions. Drivers are responsible for their own safe driving. Always pay attention to your surroundings and drive safely. See *Owner's Manual* for additional limitations and details. **21.** Do not rely exclusively on Safe Exit Assist. Always look for approaching traffic before exiting the vehicle. There are limitations to the function, detection and range of the Safe Exit Assist system. See *Owner's Manual* for additional limitations and details. **22.** Lane Change Assist operates only when Dynamic Radar Cruise Control (DRCC) and Lane Tracing Assist (LTA) are activated. Do not overly rely on this system. The driver must still make sure that the lane is clear. See *Owner's Manual* for additional limitations and details. **23.** Subject to loaner vehicle availability at Service Dealership. **24.** Lexus provides complimentary maintenance for your first two scheduled visits at the earlier of 6 months/5,000 miles and 12 months/10,000 miles. To schedule these services, contact your Lexus dealership. Please refer to your vehicle's *Warranty and Services Guide* for service details. These services apply to Lexus vehicles registered and normally operated in the continental United States, U.S. territories and Canada. **25.** EPA-estimated MPG ratings. Use for comparison purposes only. Your mileage will vary for many reasons, including your vehicle's condition and how/where you drive. See www.fueleconomy.gov. **26.** Before towing, confirm your vehicle and trailer are compatible, hooked up properly and you have any necessary additional equipment. If gross trailer weight is above 5,000 lb (2,268 kg), it is necessary to use a weight-distributing hitch with sufficient capacity. Do not exceed any Weight Ratings and follow all instructions and cautions from your trailer-hitch manufacturer and vehicle *Owner's Manual*. The maximum amount you can tow depends on the total weight of any cargo, occupants and available equipment. See *Owner's Manual* for limitations. **27.** EPA-estimated 84 comb MPGe rating for 2022 Lexus NX 450h+. MPGe is the EPA equivalent of gasoline fuel efficiency for electric operation. Use for comparison purposes only. Your MPGe/MPG will vary for many reasons, including your vehicle's condition and how/where you drive. See www.fueleconomy.gov. **28.** Projected 37-mile all-electric driving range when fully charged for 2022 Lexus NX 450h+. Use for comparison purposes only. Your mileage will vary for many reasons, including your vehicle's condition and how/where you drive. **29.** Safety Connect depends on factors outside of Lexus' control, including an operative telematics device, a cellular connection, GPS signal, and the availability of a compatible wireless network, without which system functionality and availability may be limited or precluded, including access to response center and emergency support. Stolen vehicle police report required to use Stolen Vehicle Locator. Automatic Collision Notification activates only in limited circumstances. Requires app download/registration and subscription after trial (if applicable). Service subject to change at any time without notice. Terms of Use apply. Service may vary by vehicle and region. See usage precautions and service limitations in *Owner's Manual* and [lexus.com](https://www.lexus.com) for additional details. To learn about Lexus' connected services data collection, use, sharing and retention practices, please visit <https://www.lexus.com/privacyvts/>. The Safety Connect trial period (if applicable) is at no extra cost and begins on the original date of purchase or lease of a new vehicle. Subscription required after trial to access the service. **30.** Information provided is based on the last time data was collected from the vehicle and is not real-time data. Service Connect depends on factors outside of Lexus' control, including an operative telematics device, a cellular connection, GPS signal, and the availability of a compatible wireless network, without which system functionality and availability may be limited or precluded. Digital Key also requires Bluetooth connectivity. Service may vary by vehicle and region. Requires app download and registration/subscription after trial (if applicable). Terms of Use apply. Data charges may apply. Services subject to change at any time without notice. See usage precautions and service limitations in *Owner's Manual* and [lexus.com](https://www.lexus.com) for additional details. To learn about Lexus' connected services data collection, use, sharing and retention practices, please visit <https://www.lexus.com/privacyvts/>. The Service Connect trial period is at no extra cost and begins on the original date of purchase or lease of a new vehicle. Service Connect is not renewable as a stand-alone service, and requires a subscription to any of Safety Connect, Remote Connect or Drive Connect upon trial expiration. **31.** Use only if aware of circumstances surrounding vehicle and it is legal and safe to do so (e.g., do not remotely start engine if vehicle is in an enclosed space or vehicle is occupied by a child). Remote Connect depends on factors outside of Lexus' control, including an operative telematics device, a cellular connection, GPS signal, and the availability of a compatible wireless network, without which system functionality and availability may be limited or precluded. Digital Key also requires Bluetooth connectivity. Service may vary by vehicle and region. Requires app download and registration/subscription after trial (if applicable). Terms of Use apply. Data charges may apply. Services subject to change at any time without notice. See usage precautions and service limitations in *Owner's Manual* and [lexus.com](https://www.lexus.com). To learn about Lexus' connected services data collection, use, sharing and retention practices, please visit <https://www.lexus.com/privacyvts/>. The Remote Connect trial period (if applicable) is at no extra cost and begins on the original date of purchase or lease of a new vehicle. Subscription required after trial to access the service. Terms of Use apply. **32.** Eligible vehicle and wireless service required. Wi-Fi Connect depends on factors outside of Lexus' control, including an operative telematics device, a cellular connection, GPS signal, and the availability of a compatible wireless network, without which system functionality and availability may be limited or precluded. Wi-Fi Connect coverage and service not available everywhere. Valid in the contiguous U.S. and Alaska. Do not drive distracted. Go to att.com/lexus for terms and conditions. Data usage and charges apply. Up to 10 devices can be supported using in-vehicle connectivity. Apps and services subject to change at any time without notice. The Wi-Fi Connect trial begins at the time of enrollment and expires when 30 days or the earlier of 3GB of data is used or the 1-month period ends. Subscription required after trial. Integrated Streaming requires separate subscriptions to third-party provider services. Terms of Use apply. **33.** Drive Connect availability and accuracy depend on factors outside of Lexus' control, including an operative telematics device, a cellular connection, GPS signal, and the availability of a compatible wireless network, without which system functionality and availability may be limited or precluded. Services not available in every city or roadway. Services subject to change at any time without notice. Requires app download/registration and subscription required after trial (if applicable). See *Owner's Manual* and [lexus.com](https://www.lexus.com) for additional limitations and details. To learn about Lexus' connected services data collection, use, sharing and retention practices, please visit <https://www.lexus.com/privacyvts/>. The Drive Connect trial period is at no extra cost and begins on the original date of purchase or lease of a new vehicle. Paid subscription required after trial (if applicable) to access the service. Terms of Use apply. **34.** Google is a registered trademark of Google LLC. **35.** May not be compatible with all mobile phones, MP3/WMA players and like models. **36.** HomeLink and the HomeLink® house icon are registered trademarks of Gentex Corporation. **37.** Do not rely exclusively on the Blind Spot Monitor. Always look over your shoulder and use your turn signal. There are limitations to the function, detection and range of the monitor. See *Owner's Manual* for additional limitations and details. **38.** Do not rely exclusively on the Rear Cross-Traffic Alert system. Always look over your shoulder and use your mirrors to confirm rear clearance. There are limitations to the function, detection and range of the system. See *Owner's Manual* for additional limitations and details. **39.** EV Mode lets you operate solely on battery power at low speeds for short distances and in limited circumstances, such as in a parking garage. Different conditions may prevent or limit usage. See your *Owner's Manual* for additional limitations and details. **40.** Installation of a tow hitch receiver or other accessories located near the rear bumper or side-door kick sensors may require disabling or removing the kick sensor, and the sensor operation setting in your vehicle should be turned off. Water, weather, dirt, and other conditions also may cause the sensor to not operate properly or to operate unintentionally. See *Owner's Manual* for limitations. **41.** Intuitive Parking Assist with Auto Brake is designed to assist drivers in avoiding potential collisions at speeds of 9 mph or less. Certain vehicle and environmental factors, including an object's speed, shape, and size may affect the system's effectiveness. Always look around outside the vehicle and use mirrors to confirm clearance. See *Owner's Manual* for additional limitations and details. **42.** The Adaptive Front Lighting System helps improve night vision. Situations such as a dirty windshield, rapidly changing light conditions or hilly terrain will limit effectiveness, requiring the driver to manually turn off the system. See *Owner's Manual* for additional limitations and details. **43.** The SmartAccess system may interfere with some pacemakers or cardiac defibrillators. If you have one of these medical devices, please talk to your doctor to see if you should deactivate this system. **44.** The engine immobilizer is a state-of-the-art anti-theft system that is initiated when you insert your key into the ignition switch or bring a SmartAccess fob into the vehicle. The engine will only start if the code in the transponder chip inside the key/fob matches the code in the vehicle's immobilizer. The transponder chip is embedded in the key/fob and can be costly to replace. If you lose a key or fob, your Lexus dealer can help or you can go to www.alo.org to find a qualified locksmith in your area who can perform high-security key service. **45.** Qi wireless charging may not be compatible with all mobile phones, MP3/WMA players and like models. When using the wireless charging system, avoid placing metal objects between the wireless charger and the mobile device when charging is active. Doing so may cause metal objects to become hot and could cause burns. **46.** The Panoramic View Monitor does not provide a comprehensive view of the area surrounding the vehicle. You should also look around outside your vehicle and use your mirrors to confirm surrounding clearance. Environmental conditions may limit effectiveness and view may become obscured. See *Owner's Manual* for additional limitations and details. **47.** Cargo and load capacity limited by weight and distribution. Always properly secure cargo and cargo area. **48.** This floor liner or floor mat was designed specifically for use in your model and model year vehicle and SHOULD NOT be used in any other vehicle. To avoid potential interference with pedal operation, each liner or mat must be secured with its fasteners. Do not install a floor liner or mat on top of an existing floor liner or mat. **49.** Lexus Genuine Accessory Warranty will only apply when the installation is performed by a trained Lexus-approved installer. See Lexus dealer for details. **50.** Lexus Universal Tablet Holder is intended for passengers only. Drivers should always be sure to obey traffic regulations and maintain awareness of the road and traffic conditions at all times. Use of after-market accessories may pose an increased risk of injury to occupants in the vehicle in the event of an accident. Tablet, phone, music and video player sold separately. **51.** Genuine Lexus Paint Protection Film by 3M™ is designed for specific sections of the vehicle most prone to chipping and may vary depending on vehicle model. Select applications may require an additional charge. Lexus Genuine Accessory Warranty only applies when installation is performed by a trained Lexus-approved installer. See Lexus dealer for details. **52.** Do not overload your vehicle. See *Owner's Manual* for weight limits and restrictions.

Lexus strives to build vehicles to match customer interest, and thus they typically are built with popular options and option packages. Not all options/packages are available separately, and some may not be available in all regions of the country. See [lexus.com](https://www.lexus.com) for information about options/packages commonly available in your area. If you would prefer a vehicle without any or with different options, contact your dealer to check for current availability or the possibility of placing a special order. Specifications, features, equipment, technical data, performance figures, options, and color and trim are based upon information available at time of publishing, are subject to change without notice, and are for mainland U.S.A. vehicles only. Vehicles shown may be prototypes, shown using visual effects and/or shown with options. Actual models may vary. Colors depicted may vary based on multiple factors, including ambient lighting and the format in which they are being viewed (e.g., computer, mobile device, or print). See your Lexus dealer for details. Lexus reminds you to wear seatbelts, secure children in rear seat, obey all traffic laws and drive responsibly. For more information, call 800-USA-LEXUS (872-5398) or visit [lexus.com](https://www.lexus.com). To learn more about your financing options, contact your Lexus dealer or call Lexus Financial Services at 800-874-7050.