


zoom-zoom

2002 MAZDA
626



REDISCOVER THE THRILL
OF PURE EMOTION.



zoom-zoom

2002
MAZDA 626





REMEMBER HOW GREAT THOSE FLYING DREAMS WERE?

Slide into a Mazda 626, and discover the freedom of tapping into the plentiful power of the available V6. Shift up, wind it out and feel yourself leap ahead. Swoop through the turns with the sensation of defying gravity, even as the wheels are firmly planted on the road. The Mazda 626 seems to anticipate your desires, to come alive in your hands. Now, psychiatrists build careers interpreting what flying dreams mean. At Mazda, we only care about how they feel.






THE **INSIDE** KEEPS UP
WITH THE **OUTSIDE**.
WHO SAYS **PHYSICS** ISN'T **FUN?**




It's a law of physics—the interior of the car is moving just as fast as the rest of it. And for the Mazda 626, that's a good thing. This car is so well designed that you'll feel an intensely personal attachment. Near-perfect ergonomics contribute to the sheer joy of driving. Meanwhile, the 626 lets you bring along your family and friends, and it will hold your coffee, carry your gear, keep your sunglasses handy and your cell phone charged. For that matter, the Mazda 626 will keep you charged too.

AT HIGHWAY SPEED
YOU'LL FEEL MANY THINGS.
SAFE AND SECURE
BEING TWO OF THEM.



The Mazda 626 puts a lot of car around you. Responsive engine, advanced suspension design, available anti-lock brakes—all to help you stay on top of developing situations. Then there are the extensive structural and interior features to help protect you—"crumple zones," passive restraints, child-safety rear door locks among them. Our engineers have strong feelings about occupant safety. So you'll feel free simply to drive around and have some fun. 

 www.MazdaUSA.com

Wherever you see the  symbol, you can get the whole story on our interactive Web site.

WE'D LIKE TO BRING
SOME INTERESTING **FACTS** TO YOUR ATTENTION.
AND FEATURES.
AND COLORS AND...

YOUR MAZDA 626 PUTS YOU
AHEAD OF THE CROWD.
**THE MAZDA
DRIVER'S ASSURANCE PLAN**
WILL KEEP YOU THERE.

Look at it this way: We want your every drive in the Mazda 626 to be just as exhilarating as your first. That's why we engineered our unique and comprehensive Mazda Driver's Assurance Plan just as thoroughly as we designed the car. With it, you'll have the deep level of confidence that comes with a total level of care. 📍

The Three Parts Of Our Plan:

Under our Plan, your time and peace of mind come first. Starting the moment you take the key, your new Mazda 626 is covered by our **36-month/50,000-mile "bumper-to-bumper" limited warranty**. While the car is under warranty, you're automatically enrolled in our **24-hour Emergency Roadside Assistance** program. It's designed to get you going and minimize any inconvenience if the unexpected happens while you're on the road. And if your Mazda 626 is in for a warranty repair, the **Mazda Service Transportation Solution** can typically make sure you have another vehicle to drive.

These are just the basics of the Mazda Driver's Assurance Plan. For complete details, see your Mazda Dealer, or log on to MazdaUSA.com.

ACCESSORIES



- Front mask (shown above)
- Rear spoiler (shown above)
- Fog lights (shown above)
- Moonroof wind deflector (shown below)
- Mud guards, front and rear
- Cassette player
- In-dash 6-disc CD changer
- MiniDisc player
- Auto-dimming compass mirror
- Auto-dimming compass mirror w/outside-temperature display
- Floor mats
- Cargo net
- Wood-tone dash kit
- Gold-tone emblem kit
- Black-pearl emblem kit
- Car cover
- Car-cover cable lock
- Wheel locks
- Engine block heater
- Ashtray
- Lighter
- Touch-up paint

2002 MAZDA 626 FEATURES AND SPECIFICATIONS

Mechanical Features

	LX	LX-V6	ES-V6
2.0L DOHC 16-valve 4-cylinder engine	S	—	—
2.5L DOHC 24-valve V6 engine	—	S	S
5-speed manual transmission	S	S	S
Power-assisted rack-and-pinion steering with engine-speed-sensing variable assist	S	S	S
Power-assisted brakes (front disc/rear drum on LX; 4-wheel disc on V6 models)	S	S	S
Strut-type front suspension; Twin Trapezoidal Link (TTL) rear suspension; front and rear stabilizer bars	S	S	S

Exterior Features

15-inch steel wheels with full wheel covers and 205/60R15 all-season radial tires	S	S	—
15-inch alloy wheels with wheel locks and 205/60R15 all-season radial tires	O+/P	—	—
16-inch alloy wheels with wheel locks and 205/55R16 all-season radial tires	—	—	S
Dual body-color power remote mirrors (heated on ES-V6); 2-speed variable-intermittent wipers	S	S	S
EZ-Cool glass on side and rear windows	S	S	S
Clear-lens halogen headlights with automatic shutoff feature	S	S	S

Interior Features

Dual 2nd-generation front air bags;* 3-point safety belts for all seating positions	S	S	S
Child-safety-seat anchors for rear seat; height-adjustable front shoulder-belt anchors	S	S	S
Reclining front bucket seats with driver's seat height adjustment	S	S	S
6-way power driver's seat	P	—	S
60/40 split fold-down rear seat with integral head restraints	S	S	S
Fold-down rear armrest with storage compartment and dual cup holders	S	S	S
Cloth upholstery	S	S	—
Leather-trimmed upholstery;† leather-wrapped manual shift knob and steering-wheel rim	—	—	S
Dual-compartment center console storage with coin holder, 12V power outlet and padded armrest lid	S	S	S
Overhead console with map lights and storage for sunglasses	S	S	S
Dual front cup holders with covers	S	S	S
Power windows with 1-touch-down driver's window; lighted driver's window switch	S	S	S
Power door locks with 2-stage unlocking (driver's door only/all doors); child-safety rear door locks	S	S	S
Remote keyless entry system with illuminated entry; remote trunk-lid and fuel-door releases	S	S	S
Antitheft alarm system with immobilizer	P	—	S
Lighted visor vanity mirrors; lighted glove compartment and ignition keyhole; front door-mounted courtesy lights	S	S	S
Tachometer; resettable trip odometer; low-fuel warning light	S	S	S
Tilt steering wheel; cruise control with steering-wheel-mounted controls	S	S	S
Heater/defroster with 4-speed blower and rear-seat heater ducts; rear window defogger	S	S	S
CFC-free air conditioning; oscillating center vent louvers	S	S	S
AM/FM/CD stereo with four speakers and digital clock	S	S	S
Wood-tone dash trim	A	A	S

S : Standard P : Package option — : Not available O : Optional A : Dealer-installed accessory
* Always wear your safety belt and secure children in the rear seat. † Seating surfaces upholstered in leather except for leather-look vinyl on seat side panels, rear sides of seatbacks and other minor areas. ‡ Requires automatic transmission.



Options and Option Packages

	LX	LX-V6	ES-V6
4-speed automatic transmission	0	0	0
Anti-lock Brake System (ABS); front seat-mounted side-impact air bags*	O‡	—	—
Anti-lock Brake System (ABS); Traction Control System (TCS); front seat-mounted side-impact air bags*	—	—	O‡
Rear spoiler with integral center high-mount brake light	O/A	O/A	O/A
Front fog lights	O/A	O/A	O/A
Carpeted floor mats	O/P/A	O/A	S
Auto-reverse cassette player	O/A	O/A	O/P/A
In-dash 6-CD changer	O/A	O/A	O/A
LX Luxury Package: 15-inch alloy wheels with wheel locks; heated mirrors; 6-way power driver's seat; carpeted floor mats; antitheft alarm with immobilizer; power sliding-glass moonroof with retractable sunshade	O‡	—	—
ES-V6 Premium Package: AM/FM/cassette/CD stereo with four Bose® speakers and digital clock; power sliding-glass moonroof w/retractable sunshade	—	—	O‡

Specifications

	LX	LX-V6, ES-V6
Engine size and type	2.0L DOHC 16-valve 4-cylinder	2.5L DOHC 24-valve V6
Horsepower, SAE Net	125 @ 5,500 rpm	165 @ 6,000 rpm
Torque, SAE Net lb-ft	127 @ 3,000 rpm	161 @ 5,000 rpm
EPA estimated fuel economy, mpg	26 city / 32 hwy (manual) 22 city / 28 hwy (automatic)	21 city / 27 hwy (manual) 20 city / 26 hwy (automatic)
Recommended fuel	Regular unleaded gasoline	Premium unleaded gasoline
Fuel capacity	16.9 gallons	16.9 gallons
Curb weight	2864 lb (manual) 2961 lb (automatic)	3023 lb (manual) 3106 lb (automatic)
Turning circle, curb-to-curb	36.1 feet	36.1 feet
Brakes	front: 10.2-inch ventilated discs rear: 9.0-inch drums	10.8-inch ventilated discs 11.0-inch solid discs

Exterior Dimensions (inches)

Wheelbase/overall length	105.1/187.4
Overall width/height	69.3/55.1
Track, front/rear	59.1/58.7

Interior Dimensions (inches)

	front	rear
Headroom	39.2 (38.4 with moonroof)	37.0 (37.0 with moonroof)
Legroom	43.6	34.6
Shoulder room	56.3	55.9

Capacities (cubic feet)

Passenger volume	97.1
Cargo volume	14.2

www.MazdaUSA.com Wherever you see this symbol, you can get the whole story on our interactive Web site.

Product Changes and Options Availability:

Following publication of this brochure, certain changes in standard equipment, options, prices and the like, or product delays may have occurred which would not be included in these pages. Your Mazda Dealer is your best source for up-to-date information. Mazda reserves the right to change product specifications at any time without incurring obligations. Options shown or described in this brochure are available at extra cost and may be offered only in combination with other options or subject to additional ordering requirements or limitations.


Color Combinations

Exterior	Interior
■ Glacier White	Beige or Gray
■ Desert Metallic	Beige
■ Moonlight Gray Mica	Gray
■ Evergreen Mica	Beige
■ Chestnut Mica	Beige
■ Silver Frost Metallic	Gray
■ Driftwood Mica	Beige
■ Black Onyx	Beige or Gray
■ Galaxy Blue Metallic	Gray

CREATING YOUR OWN ZOOM-ZOOM IS AS EASY AS CLICK-CLICK.

Put together your dream Mazda 626 from the comfort of your home and with the speed of the Internet. Just hit our interactive Web site, click on "Build Your Own," and follow the on-screen prompts to choose your vehicle, color and options. We'll show you what it looks like, what the suggested retail price is, and refer you directly to your nearest Mazda Dealer. It's the fast way to set up your Mazda 626. Just the way you want it.

Go to www.MazdaUSA.com





zoom-zoom



mazda

www.MazdaUSA.com