

A dark green Lexus CT is shown from a front-three-quarter view, driving on a checkered floor. The scene is illuminated with green light, creating a futuristic atmosphere. In the background, a modern building with large glass windows and a canopy is visible. The text "the CT. the black sheep of green." is overlaid on the right side of the image.

the CT.
the black sheep
of green.

Optional equipment shown.

PERFORMANCE

DESIGN

CUSTOMIZATION

INNOVATION

GALLERY

SPECS



they say revolutions
begin in the streets.
here's proof.

The ability to switch driving modes for greater efficiency or responsiveness on demand. Bolstered sport seating optimally positioned for agility and comfort. And an innovative chassis design and all-new F Sport™ Package for exhilarating performance. Presenting the 2012 CT.

PERFORMANCE
SEATING POSITION
HANDLING
DRIVING MODES
HYBRID
F SPORT™ PACKAGE

PERFORMANCE

DESIGN

CUSTOMIZATION

INNOVATION

GALLERY

SPECS

embraces drivers,
not conventions.

PERFORMANCE

DESIGN

CUSTOMIZATION

INNOVATION

GALLERY

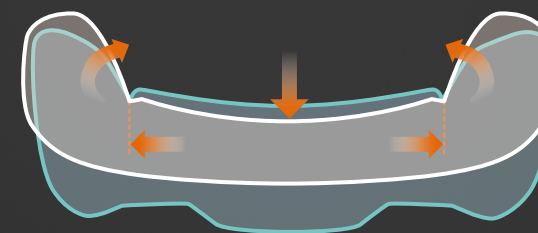
SPECS

Optional equipment shown.

embraces drivers,
not conventions.

SPORT SEAT DESIGN

The front seats in the CT 200h feature pronounced side bolsters engineered with internal wire framing for additional lateral support during high-G cornering. The driver's seat also includes power-adjustable lumbar support to help provide added comfort and reduce driver fatigue.



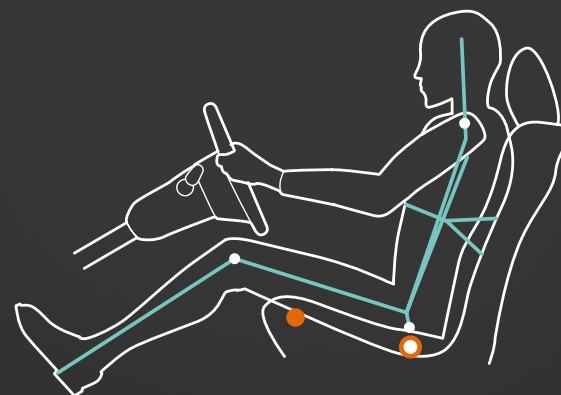
- Sport Seat
- CT Sport Seat

embraces drivers,
not conventions.



OPTIMIZED DRIVING POSITION

The placement and angle of the driver's seat, steering wheel, accelerator and brake pedal were precisely calculated to help position the driver's hip point as close to the CT's center of gravity as possible. The result is a driving position that provides optimal comfort and a more dynamic driving experience overall.



Optional equipment shown.

PERFORMANCE

DESIGN

CUSTOMIZATION

INNOVATION

GALLERY

SPECS

embraces drivers,
not conventions.

SPORT STEERING WHEEL

Sharing design elements with the steering wheel in the LFA supercar, including a horn pad that's positioned precisely at the center of rotation, the 14.6-inch sport steering wheel on the CT features an anatomic design for an enhanced grip. And, with just 2.7 turns lock-to-lock, the CT's speed-sensitive Electronic Power Steering is among the quickest of any Lexus.



Optional equipment shown.

PERFORMANCE

DESIGN

CUSTOMIZATION

INNOVATION

GALLERY

SPECS

performance-engineered
to evade stereotypes.



Optional equipment shown.

PERFORMANCE

DESIGN

CUSTOMIZATION

INNOVATION

GALLERY

SPECS

performance-engineered
to evade stereotypes.



Optional equipment shown.

YAMAHA® LATERAL PERFORMANCE DAMPERS

The lateral performance dampers on the CT were developed by Yamaha to provide additional rigidity to the chassis while also minimizing vibrations. The result: enhanced handling, a more linear steering feel and a ride that's as comfortable as it is invigorating.



PERFORMANCE

DESIGN

CUSTOMIZATION

INNOVATION

GALLERY

SPECS

performance-engineered
to evade stereotypes.



Optional equipment shown.

REAR DOUBLE-WISHBONE SUSPENSION
For greater agility, the CT features a MacPherson strut suspension in the front and a fully independent double-wishbone suspension in the rear. Handling is further enhanced by the use of lightweight materials, optimized weld points and extensive bracing throughout.



PERFORMANCE

DESIGN

CUSTOMIZATION

INNOVATION

GALLERY

SPECS

change cars
mid-commute.



In ECO mode, the throttle response is modified and climate control is optimized for efficiency. In EV¹ mode, the CT can run on battery power alone for short distances, at low speeds under certain conditions. Because the gasoline engine is not engaged, noise is minimized and emissions are eliminated. Depending on driving conditions, both settings can noticeably reduce fuel consumption.



PERFORMANCE

DESIGN

CUSTOMIZATION

INNOVATION

GALLERY

SPECS

change cars
mid-commute.



Optional equipment shown.



In Sport mode, illumination of the instrument panel and Drive Mode Select switch changes from blue to red, and the Hybrid System Indicator is replaced with a tachometer. For added responsiveness and a more engaging drive, steering is made to feel more direct, throttle response is increased and the traction and stability systems are made less intrusive.



PERFORMANCE

DESIGN

CUSTOMIZATION

INNOVATION

GALLERY

SPECS

intelligence,
down to the last drop.



The highest combined fuel-efficiency rating of any luxury vehicle²—42 MPG³—is only one aspect of the CT's ingenious design. To discover more ways we've pushed the category forward since introducing the world's first luxury hybrid more than six years ago, click the buttons below.

DESIGN EFFICIENCY

Optional equipment shown.

Optimized corner angles




Every aspect of the CT—from its tapered cabin and its LFA-inspired side mirrors to its underbody design—has been engineered for superior airflow. The result is a low 0.29 coefficient of drag that not only offers improved fuel efficiency but enhances control, handling and comfort.

DESIGN

EFFICIENCY

Lexus Hybrid Drive

27kW hybrid
battery



To provide the highest combined fuel-efficiency rating of any luxury vehicle,² the CT features numerous innovations. Among them: an Exhaust Gas Recirculation system that captures, cools and repurposes exhaust gasses in the combustion process; electrically powered air conditioning and heating systems that can be used without the engine running; an Exhaust Heat-Recovery system that warms the engine faster for improved efficiency in cold weather; and, as a benefit of its full-hybrid design, the ability to choose the optimal source of power—gas, electric or a combination of the two—for every condition.

DESIGN

EFFICIENCY

PERFORMANCE

DESIGN

CUSTOMIZATION

INNOVATION

GALLERY

SPECS



now available in
a new shade of blur.

For an even greater performance edge, the all-new F Sport™ Package CT is outfitted with a more dynamic sport-tuned suspension. As well as racing-inspired sport aluminum pedals and a sport steering wheel trimmed in perforated leather. It also features bold design cues inside and out, including a distinctive mesh grille and an exclusively available Ultrasonic Blue Mica exterior. For more information on the package or to configure your CT with individual F Sport Accessories,^{4,5} use the buttons below.



Optional equipment shown.

PERFORMANCE

DESIGN

CUSTOMIZATION

INNOVATION

GALLERY

SPECS



DESIGN
CRAFTSMANSHIP
SUSTAINABILITY
VERSATILITY

to understand why it's so far ahead,
you need to know where it began.

The CT wasn't only engineered to be a great Lexus Hybrid, it was engineered to be a great Lexus. Period. In fact, it was designed by the same chief engineer who brought us our most luxurious vehicle to date—the LS 600h L.

Optional equipment shown.

PERFORMANCE
DESIGN
CUSTOMIZATION
INNOVATION
GALLERY
SPECS

unconventional
seating, unrelenting
standards.

PERFORMANCE

DESIGN

CUSTOMIZATION

INNOVATION

GALLERY

SPECS

Lexus

Optional equipment shown.


unconventional
seating, unrelenting
standards.



Optional equipment shown.



Black
NuLuxe



Caramel
NuLuxe




Ecrú
NuLuxe

NULUXE

While its fit and finish are as impeccable as you'd expect in a Lexus, the NuLuxe seating material offers more than just good looks. It weighs half as much as leather, and its manufacturing process generates 65% fewer CO₂ emissions than traditional synthetic leathers and no VOCs.





unconventional
seating, unrelenting
standards.

QUIET INTERIOR

Though the extensive use of high-strength, lightweight materials makes it the lightest Lexus yet, it's every bit as smooth and quiet as you'd expect a Lexus to be. Wind noise is greatly reduced by its sculpted shape and superior aerodynamics, while road noise is minimized through a unique door design that strengthens the window seals and increases the rigidity of the glass.

Optional equipment shown.

PERFORMANCE

DESIGN

CUSTOMIZATION

INNOVATION

GALLERY

SPECS

designed for all the senses.
including your sense of responsibility.

A variety of ecological materials and practices are used in the creation of the CT, including floor mats⁶ composed of 30% plant-based sources and a painting process specifically designed to reduce environmental impact. And, because 90% of the vehicle can ultimately be recycled,⁷ its design won't only influence the vehicles of the future. It will also help build them.



Optional equipment shown.

PERFORMANCE

DESIGN

CUSTOMIZATION

INNOVATION

GALLERY

SPECS

one more way
it excels at
handling.



Optional equipment shown.

PERFORMANCE

DESIGN

CUSTOMIZATION

INNOVATION

GALLERY

SPECS




Optional equipment shown.



With both seats folded flat, the CT offers more than 30 cubic feet of storage.⁸



The folding 60/40-split rear seat can accommodate cargo of multiple shapes and sizes.



To prevent items from shifting, a hidden storage compartment in the rear includes a built-in organizer.

a one-of-a-kind vehicle.
now even more so.

To help make your CT truly yours, you'll find an extensive list of individual accessories and one of the widest range of color combinations of any Lexus. In addition to eight exterior colors, seven interior trim variations and three dash panel options, an all-new F Sport™ Package is also available on the CT. This includes a more dynamic sport-tuned suspension and bold design cues like 17-inch Dark Graphite wheels⁹ and an exclusively available Ultrasonic Blue Mica exterior.



CUSTOMIZATION
EXTERIOR
INTERIOR

PERFORMANCE

DESIGN

CUSTOMIZATION

INNOVATION

GALLERY

SPECS

EXTERIOR COLORS AND OPTIONS



Optional equipment shown.

PERFORMANCE

DESIGN

CUSTOMIZATION

INNOVATION

GALLERY

SPECS

MODEL

COLORS

WHEEL OPTIONS

OPTIONS

CT

CT with
F Sport Package



Obsidian



Nebula
Gray
Pearl



Tungsten
Pearl



Starfire
Pearl



Fire
Agate
Pearl



Daybreak
Yellow
Mica



Matador
Red
Mica



17-in 10-spoke
alloy wheels⁹
(standard)



F Sport™ 17-in
trident-five-
spoke^{4,5,9}

LED Headlamps

EXTERIOR COLORS AND OPTIONS



Optional equipment shown.

PERFORMANCE

DESIGN

CUSTOMIZATION

INNOVATION

GALLERY

SPECS

MODEL

COLORS

WHEEL OPTIONS

OPTIONS

CT

CT with
F Sport Package



Obsidian



Nebula
Gray
Pearl



Tungsten
Pearl



Starfire
Pearl



Matador
Red
Mica



Ultrasonic
Blue
Mica



17-in 10-spoke
alloy wheels⁹ with
Dark Graphite
finish (standard)



F Sport™ 17-in
trident-five-
spoke^{4,5,9}

LED Headlamps

INTERIOR COLORS AND OPTIONS



Optional equipment shown.

PERFORMANCE

DESIGN

CUSTOMIZATION

INNOVATION

GALLERY

SPECS

MODEL


INTERIOR COLORS

DASH PANEL TRIM


OPTIONS

CT

CT with
F Sport Package



Black
NuLuxe



Caramel
NuLuxe




Ecru
NuLuxe



Water
Gray
Leather
(optional)



Black
Leather
(optional)



Striated
Graphite
Metallic
(optional)



Matte
Brown
Ash Burl
(optional)



Bamboo
(optional)

HDD Navigation with
Remote Touch Controller

Electronic Device Holder
(standard)

INTERIOR COLORS AND OPTIONS



Optional equipment shown.

MODEL

CT

CT with
F Sport Package

INTERIOR COLORS




Black
NuLuxe



Black Leather
with White
Perforations
(optional)

DASH PANEL



Striated
Graphite
Metallic
(standard)



Matte
Brown
Ash Burl
(optional)



Bamboo
(optional)

OPTIONS

HDD Navigation with
Remote Touch Controller

Electronic Device Holder
(standard)

PERFORMANCE

DESIGN

CUSTOMIZATION

INNOVATION

GALLERY

SPECS

in the lead before its wheels
ever touch the pavement.

Not all feats of performance are found on asphalt. Take the innovation found inside the CT. From an available Pre-Collision System¹⁰ that is the first in its class to audio components that lead the industry, the CT has been miles ahead of the competition since day one.



INNOVATION
AUDIO
VISIBILITY
NAVIGATION
CONNECTIVITY
SAFETY

PERFORMANCE

DESIGN

CUSTOMIZATION

INNOVATION

GALLERY

SPECS

Optional equipment shown.

a car that changes everything.
even the way you hear.

The CT features the world's first automotive speakers constructed with bamboo charcoal-based resin. The innovative design doesn't just make them lighter, it also makes them sound better. With the available 10-speaker system, sound quality is further enhanced with a Class D amplifier that uses 50% less power and is 26% lighter than a conventional one. Specifically tuned to the acoustics of the CT's quiet cabin, it offers exceptional performance at all volume levels.

SPEAKERS

SOUND TUNING



PERFORMANCE

DESIGN

CUSTOMIZATION

INNOVATION

GALLERY

SPECS

a car that changes everything. even the way you hear.

The CT features the world's first automotive speakers constructed with bamboo charcoal-based resin. The innovative design doesn't just make them lighter, it also makes them sound better. With the available 10-speaker system, sound quality is further enhanced with a Class D amplifier that uses 50% less power and is 26% lighter than a conventional one. Specifically tuned to the acoustics of the CT's quiet cabin, it offers exceptional performance at all volume levels.

SPEAKERS

SOUND TUNING

- Front three-way speakers deliver clear, dynamic sound
- Enhanced sound localization, helping to make vocals more articulate
- Specially designed mid-range speakers create a more natural soundscape
- Rear subwoofer for controlled deep-bass range



PERFORMANCE

DESIGN

CUSTOMIZATION

INNOVATION

GALLERY

SPECS



Optional equipment shown.

DRL

With a distinctive shape, the standard light-emitting diode (LED) daytime running lights (DRL) offer an aggressive appearance.

LOW

Available low-beam twin LED headlamps use less energy, last longer and offer greater light distribution than conventional bulbs.

HIGH

Halogen high-beam headlamps are designed to provide added visibility when driving at night.

highly responsive,
down to its headlamps.



NAVIGATION

Utilizing a retractable eight-inch LCD screen, the available voice-activated Navigation System¹³ isn't only remarkably fast and accurate, it's also intelligent: It can recognize more than 100 voice commands.

NAVIGATION

SIRIUSXM SERVICES

LEXUS ENFORM

clearly, innovation
isn't limited to areas
under the hood.

The available, award-winning¹¹ Remote Touch¹² functions similarly to a computer mouse, enabling you to easily move through logical menus of the CT's innovative features. Ergonomically designed with a fingertip toggle pad, haptic feedback and buttons on either side, it's located centrally for you and your front passenger's comfort and convenience. Use the buttons on the left to learn more about select features it enables you to access.

Optional equipment shown.

PERFORMANCE

DESIGN

CUSTOMIZATION

INNOVATION

GALLERY

SPECS



SIRIUSXM SERVICES

In addition to standard SiriusXM Satellite Radio capability,^{13,14} available NavWeather^{™13,14} and NavTraffic^{™13,14} can provide helpful real-time traffic and weather updates—including warnings about upcoming storms and road congestion.

NAVIGATION

SIRIUSXM SERVICES

LEXUS ENFORM

clearly, innovation
isn't limited to areas
under the hood.

The available, award-winning¹¹ Remote Touch¹² functions similarly to a computer mouse, enabling you to easily move through logical menus of the CT's innovative features. Ergonomically designed with a fingertip toggle pad, haptic feedback and buttons on either side, it's located centrally for you and your front passenger's comfort and convenience. Use the buttons on the left to learn more about select features it enables you to access.

Optional equipment shown.

PERFORMANCE

DESIGN

CUSTOMIZATION

INNOVATION

GALLERY

SPECS



LEXUS ENFORM®

Available Lexus Enform's Destination Assist^{15,16} provides 24-hour access to live navigation assistance, and eDestination offers the ability to upload destinations from your computer or via an iPhone^{®17} or Android^{™18} smartphone application.

NAVIGATION

SIRIUSXM SERVICES

LEXUS ENFORM

clearly, innovation isn't limited to areas under the hood.

The available, award-winning¹¹ Remote Touch¹² functions similarly to a computer mouse, enabling you to easily move through logical menus of the CT's innovative features. Ergonomically designed with a fingertip toggle pad, haptic feedback and buttons on either side, it's located centrally for you and your front passenger's comfort and convenience. Use the buttons on the left to learn more about select features it enables you to access.

Optional equipment shown.

PERFORMANCE

DESIGN

CUSTOMIZATION

INNOVATION

GALLERY

SPECS

connects to the road
as well as the driver.

A ride this exhilarating demands an equally impressive soundtrack.

Accordingly, the audio system offers both USB and auxiliary input connectivity for portable music players. For your convenience, an Electronic Device Holder can accommodate music players, smartphones and portable navigation devices.¹² And, for those with compatible *Bluetooth*^{®19} devices, an audio-streaming function²⁰ enables you to access content without ever removing the device from your pocket or purse.

Optional equipment shown. Device not included.



The audio system can also be used to play MP3 files stored on portable USB drives.



Devices with A2DP *Bluetooth* compatibility²⁰ can stream content wirelessly to the audio system.

PERFORMANCE

DESIGN

CUSTOMIZATION

INNOVATION

GALLERY

SPECS

it does more than
make waves,
it uses them.

The available Pre-Collision System (PCS)¹⁰ visually and audibly alerts the driver of a potential frontal impact.

The system determines a collision is imminent and proactively retracts the front seatbelts and prepares Brake Assist.²²

If the driver forcibly presses on the brake pedal, Brake Assist²² provides additional braking force.

If the brake pedal is not pressed, the brakes are automatically applied to help reduce impact speed.

Utilizing advanced radar technology, an available Dynamic Radar Cruise Control²¹ system can help maintain a constant speed or pre-set following distance from a vehicle traveling ahead. And, the CT is the first in its class to offer an available Pre-Collision System (PCS)¹⁰ that's designed to detect potential front collisions and take measures to help reduce impact damage.

we're creating
innovations every day.
stay informed of them
every month.

With so much innovative thinking at Lexus, it's hard to stay up-to-date. That's why we created the Lexus Pursuit newsletter. Each month, e-mail subscribers receive exclusive information about upcoming model launches and events, as well as the latest innovations and offers. Sign up today and stay informed of all things Lexus.



Optional equipment shown.

PERFORMANCE

DESIGN

CUSTOMIZATION

INNOVATION

GALLERY

SPECS



PERFORMANCE

DESIGN

CUSTOMIZATION

INNOVATION

GALLERY

SPECS

Optional equipment shown.





PERFORMANCE

DESIGN

CUSTOMIZATION

INNOVATION

GALLERY

SPECS

Optional equipment shown.





PERFORMANCE

DESIGN

CUSTOMIZATION

INNOVATION

GALLERY

SPECS

Optional equipment shown.



PERFORMANCE

DESIGN

CUSTOMIZATION


INNOVATION

GALLERY

SPECS



Optional equipment shown.



PERFORMANCE

DESIGN

CUSTOMIZATION


INNOVATION

GALLERY

SPECS



Optional equipment shown.





Optional equipment shown.





PERFORMANCE
DESIGN
CUSTOMIZATION
INNOVATION
GALLERY
SPECS

Optional equipment shown.





PERFORMANCE

DESIGN

CUSTOMIZATION

INNOVATION

GALLERY

SPECS

Optional equipment shown.



BODY AND DIMENSIONS

HEADROOM
(front/rear with moonroof)
38.3/37.1 in (974/942 mm)

SHOULDER ROOM
front/rear
54.0/52.6 in (1,372/1,335 mm)

HIP ROOM
front/rear
53.1/51.8 in (1,348/1,315 mm)

HEIGHT
56.7 in (1,440 mm)



WIDTH 69.5 in (1,765 mm)

CARGO CAPACITY 14.3 cu ft (405 L)⁸ (behind rear seats)

FUEL-TANK CAPACITY 11.9 gal (45 L)

LEG ROOM
front/rear
42.1/32.8 in (1,069/834 mm)



WHEELBASE 102.4 in (2,600 mm)

OVERALL LENGTH 170.1 in (4,320 mm)

GENERAL

TYPE	Five-passenger hybrid five-door luxury sedan
CONSTRUCTION	Welded-steel unibody
CURB WEIGHT	3,146 lb (1,427 kg)

HYBRID SYSTEM

ENGINE	In-line 4, Atkinson cycle, aluminum block and head
DISPLACEMENT	1.8 liters (110 cubic inches)
VALVETRAIN	Dual cam, four valves per cylinder, with continuously Variable Valve Timing with intelligence (VVT-i)
COMPRESSION RATIO	13.0:1
ELECTRIC-DRIVE MOTOR	High-output, permanent-magnet, electric-drive motor with EV mode ¹
TOTAL SYSTEM HORSEPOWER	134 hp
FUEL REQUIREMENT	Regular unleaded, 87 octane
EMISSION RATING	Certified Super Ultra-Low Emission Vehicle (SULEV II)

DRIVETRAIN

TRANSMISSION	Electronically controlled Continuously Variable Transmission (ECVT)
DRIVE WHEELS	Front-wheel drive

CHASSIS

SUSPENSION (FRONT)	Independent, MacPherson struts with coil springs, low-friction shock absorbers and stabilizer bar
SUSPENSION (REAR)	Independent, double-wishbone with coil springs, low-friction shock absorbers and stabilizer bar Front and rear lateral performance dampers by Yamaha®
STEERING	Electronic Power Steering (EPS) system
BRAKES	Four-wheel power-assisted discs with Electronic Controlled Braking (ECB), four-sensor, four-channel Anti-lock Braking System (ABS), Electronic Brakeforce Distribution (EBD) and Brake Assist ²²
BRAKE SIZE	10.0-in ventilated front, 10.9-in solid rear discs with regenerative braking function
WHEELS AND TIRES	Standard: 17 x 7.0-in 10-spoke alloy wheels with 215/45R17 all-season tires. ⁹ Compact spare tire/wheel Available: F Sport™ 17 x 7.0 trident-five-spoke alloy wheels ^{4,5,9} with 215/45R17 all-season tires. Compact spare tire/wheel Available: 17-in 10-spoke alloy wheels ⁹ with Dark Graphite finish*

PERFORMANCE

0-60 MPH ACCELERATION	9.8 seconds ²³
TOP TRACK SPEED	113 mph (electronically limited) ²³
EPA FUEL ECONOMY ESTIMATES	43/40/42 mpg (city/highway/combined) ³
AERODYNAMIC DRAG COEFFICIENT	0.29
TURNING CIRCLE	34.2 ft

COLOR AND TRIM

COLOR AVAILABILITY	Caramel NuLuxe	Ecru NuLuxe	Black NuLuxe	Black Leather [†]	Water Gray Leather [†]	Black Leather w/White Perforations ^{††}
Tungsten Pearl		■	■	■	■	■
Starfire Pearl	■	■	■	■	■	■
Nebula Gray Pearl	■	■	■	■	■	■
Fire Agate Pearl	■	■	■	■		
Obsidian	■	■	■	■	■	■
Matador Red Mica	■	■	■	■	■	■
Daybreak Yellow Mica		■	■	■		
Ultrasonic Blue Mica*			■			■

*F Sport™ Package. †Leather trim is available.

PERFORMANCE

DESIGN

CUSTOMIZATION

INNOVATION

GALLERY

SPECS

STANDARD FEATURES

LUXURY AND CONVENIENCE

SmartAccess^{24,25} with push-button Start/Stop and touch sensors on exterior front-door handles

Power tilt-and-slide moonroof with sliding sunshade

Dual-zone automatic climate control with interior air filter

Tilt-and-telescopic steering column

Power windows with one-touch auto open/close

Power door locks

Powered auxiliary console

Cruise control

Center console with cupholders and storage bin

Lexus Personalized Settings (LPS)²⁶ to customize select electronic functions

Illuminated entry system

Dual illuminated visor vanity mirrors

SEATING AND TRIM

NuLuxe-trimmed interior

Leather-trimmed steering wheel

Chrome-finished shift knob

10-way power driver's seat (including lumbar); four-way manual front passenger's seat

Heated front seats

Height-adjustable headrests for all seating positions

COMMUNICATION, AUDIO AND NAVIGATION

Lexus six-speaker Sound System with Automatic Sound Levelizer (ASL) and in-dash CD player

SiriusXM Satellite Radio.^{13,14} Subscription required. 90-day trial subscription included

USB and auxiliary iPod^{®17}/MP3/Windows Media[®] Audio (WMA) port

Bluetooth[®] technology¹⁹

Bluetooth audio²⁰ profile for wireless integration of compatible music players with in-vehicle audio system

Electronic Device Holder

INSTRUMENTATION AND CONTROLS

Steering-wheel-mounted audio, phone and display controls

Multi-information display

Drive Mode Select with Normal, Sport, ECO and EV (Electric Vehicle)¹ driving modes

Selectable blue or red instrumentation lighting

Selectable ECO driving indicator or tachometer

Automatic on/off headlamps with auto-off delay

Interior fuel-filler door release

Outside temperature gauge

STANDARD SAFETY AND SECURITY FEATURES

ACTIVE SAFETY

Vehicle Stability Control (VSC)²⁷
Traction Control (TRAC)
Four-wheel power-assisted disc brakes
Electronic Controlled Braking (ECB)
Four-sensor, four-channel Anti-lock Braking System (ABS)
Brake Assist²²
Electronic Brakeforce Distribution (EBD)
Smart Stop Technology²⁸
Direct Tire Pressure Monitor System²⁹
Vehicle Proximity Notification Sensor
Water-repellent front-door glass
LED daytime running lights
Integrated foglamps
LED taillamps
Variable intermittent windshield wipers with mist function
Intermittent rear-window wiper with washer
Rear-window defogger with auto-off timer
Power-adjustable outside mirrors with turn indicators and defoggers






PASSIVE SAFETY

Driver's and front passenger's advanced airbag system (SRS)³⁰
Front seat-mounted side airbags (SRS)³⁰
Driver's and front passenger's knee airbags (SRS)³⁰
Front and rear side curtain airbags (SRS)³⁰
Whiplash Injury Lessening (WIL) front seats³¹
Three-point seatbelts for all seating positions, pre-tensioners with force limiters for front seats
Automatic Locking Retractor/Emergency Locking Retractor (ALR/ELR) seatbelts for all passenger seating positions. Emergency Locking Retractor (ELR) only for driver's seat
Height-adjustable front shoulder belt anchors
Child Restraint Seat (CRS) tether anchor brackets for rear outboard seating positions
Highly rigid body structure with front and rear crumple zones
Impact-dissipating upper interior trim
Collapsible steering column

SECURITY

Safety Connect^{® 15,32} offers Automatic Collision Notification, Stolen Vehicle Location, Emergency Assistance Button (SOS) and Enhanced Roadside Assistance³³ services. Subscription required. One-year trial subscription included
Vehicle theft-deterrent and engine-immobilizer system²⁵
First aid kit

ACCESSORIES*



1. Remote engine starter²⁵
 2. Cargo net – envelope
 3. Cargo tray
 4. Cargo net – spider
 5. Wheel locks
 6. Car cover
 7. Glass breakage sensor
 8. Ashtray
 9. First aid kit
 10. Rear bumper appliqué
 11. Rear bumper protector (stainless-steel matte finish)
 12. Paint protection film³⁴
 13. Door edge guards
 14. Cargo liner
 15. Dash panels – bamboo, matte brown ash burl (shown) or striated graphite metallic
 16. All-weather floor mats⁶
 17. Carpet cargo mat
 18. Premium carpet floor mats⁶
- F SPORT™ EQUIPMENT^{6,7}**
19. F Sport Trident-five-spoke Alloy Wheels (17-in)^{4,5,9}
 20. F Sport Sway Bar Kit^{4,5}
 21. F Sport Lowering Springs^{4,5}

*Please see page 101 for more information regarding accessories.

OPTIONS AND PACKAGES* (CT 200h Premium)

PREMIUM AUDIO PACKAGE

Lexus 10-speaker Premium Sound System with Automatic Sound Levelizer (ASL) and in-dash, single-feed, six-disc CD auto-changer

Electrochromic (auto-dimming) inside mirror with compass (compass not included if equipped with Navigation)

HomeLink® universal transceiver to operate compatible garage, gate, home lighting and home security systems

NAVIGATION PACKAGE (REQUIRES PREMIUM AUDIO PACKAGE)

HDD Navigation System¹³ including Remote Touch¹² device, voice command, retractable color LCD display with integrated backup camera³⁵ and enhanced Bluetooth® technology¹⁹

NavTraffic,^{TM13,14} NavWeather,^{TM13,14} and Sports and Stocks.^{13,14} Subscription required. 90-day trial subscription included

Lexus Enform^{®15,16} offers Destination Assist and eDestination. Subscription required. One-year trial subscription included

LEATHER PACKAGE (REQUIRES PREMIUM AUDIO PACKAGE)

Perforated leather-trimmed interior

Lexus Memory System to control power driver's seat (except lumbar) and outside mirrors

Electrochromic (auto-dimming) outside mirrors with auto-tiltdown in reverse

Rain-sensing variable intermittent windshield wipers

F SPORT™ PACKAGE

17-in 10-spoke alloy wheels⁹ with Dark Graphite finish

F Sport-tuned suspension

F Sport upper and lower grille inserts and rear spoiler

Black NuLuxe or available Black leather with white perforations interior trim

F Sport leather-trimmed steering wheel and shift knob, front fender badges, striated graphite metallic dash panel, aluminum sport pedals and metal front door-sill scuff plates

Black headliner

OPTIONS

Pre-Collision System (PCS)¹⁰ and Dynamic Radar Cruise Control²¹ (requires Navigation and Leather Packages)

Electrochromic (auto-dimming) inside mirror with compass and backup camera³⁵

LED low-beam headlamps with dynamic auto-leveling and headlamp washers

*Please see page 101 for more information regarding options/packages.

WARRANTY

Four-year/50,000-mile Lexus Limited Warranty. Eight-year/100,000-mile Hybrid System Warranty. Six-year/70,000-mile Powertrain Warranty. Six-year/unlimited-mileage Corrosion Perforation Warranty. All warranties with zero deductible. See the HS Warranty and Services Guide at your Lexus dealer for details.

1. CAUTION! When driving a hybrid vehicle, pay special attention to the area around the vehicle. Because there is little vehicle noise in electric-only mode, pedestrians, people riding bicycles or other people and vehicles in the area may not be aware of the vehicle starting off or approaching them, so take extra care while driving. EV mode runs on battery power alone for up to one mile at speeds below 28 mph. **2.** Highest combined MPG compared to gas-powered vehicles. **3.** Based on 2012 EPA combined mileage ratings 43/40/42 city/hwy/comb. Actual mileage will vary. **4.** F Sport™ Accessories are warranted for 12 months from the date of installation or for the balance of the new-car or Certified Pre-Owned (CPO) warranty in force at the date of installation, whichever is greater, when installed by an authorized Lexus dealer. F Sport Accessories installed by anyone other than an authorized Lexus dealer are warranted for 12 months from the date of purchase only, and the warranty coverage is limited to the replacement value of the F Sport Accessories. These warranties do not cover maintenance services such as replacement of brake pads/linings and clutch linings; or noise, vibration, cosmetic conditions and other deterioration caused by normal wear and tear. Part failure caused by improper installation by anyone other than an authorized Lexus dealer may void the F Sport Accessories warranty, the new-vehicle warranty or both. **5.** F Sport is a trademark of Toyota Motor Corporation. All information presented herein is based on data available at time of printing and is subject to change without notice. F Sport Accessories are available exclusively through participating Lexus dealers. See dealers for more detailed information. **6.** To avoid interference with pedal operation, do not install a floor mat on top of an existing floor mat, and each mat must be secured with retention hooks (clips). This floor mat was designed specifically for use in this model and model year vehicle and SHOULD NOT be used in any other vehicle. **7.** Up to 90% recyclable based on ISO 22628 standards. **8.** Cargo and load capacity limited by weight and distribution. **9.** 17-in performance tires are expected to experience greater tire wear than conventional tires. Tire life may be substantially less than 20,000 miles, depending upon driving conditions. **10.** The Pre-Collision System is designed to help reduce the crash speed and damage in certain frontal collisions only. It is not a collision-avoidance system and is not a substitute for safe and attentive driving. System effectiveness depends on many factors, such as speed, driver input and road conditions. Please see your Owner's Manual for further information. **11.** Based on Technical Innovation award, www.popularmechanics.com 2010. **12.** Be sure to obey traffic regulations and maintain awareness of road and traffic conditions. **13.** Availability and accuracy of the information provided by the Navigation System or any SiriusXM services mentioned (if installed) are dependent upon many factors. Use common sense when relying on information provided. Services not available in every city or roadway. Periodic Navigation updates available at additional cost. Please see your Navigation System Owner's Manual or contact SiriusXM for details. **14.** SiriusXM services require a subscription after trial period. Subscriptions governed by SiriusXM Customer Agreement available at siriusxm.com. If you decide to continue your SiriusXM service at the end of your complimentary trial, the plan you choose will automatically renew and bill at then-current rates unless you call 1-800-967-2346 to cancel. Fees and programming subject to change. Available only to those at least 18 years of age in the 48 contiguous United States and DC. **15.** Lexus Enform® and Safety Connect® are available. Contact with the Lexus Enform and/or Safety Connect response center is dependent upon the telematics device being in operative condition, cellular connection availability, navigation map data and GPS satellite signal reception, which can limit the ability to reach the response center or receive emergency support. Enrollment and Telematics Subscription Service Agreement required. One-year trial subscription available only with new vehicle purchase of Lexus Enform- and Safety Connect-equipped vehicles. Additional subscription terms available; charges vary by subscription term selected. **16.** Lexus Enform premium services Destination Assist and eDestination will function in the contiguous United States. These services may also function in Hawaii and limited areas of Alaska for vehicles that contain map data for those states. They will not function in Canada or in other countries outside the United States. **17.** iPod®, iPhone® and iPad® are registered trademarks of Apple, Inc. All rights reserved. **18.** Android™ is a trademark of Google Inc. Use of this trademark is subject to Google Permissions. **19.** Bluetooth® technology phones listed on lexus.com have been tested for compatibility with Lexus vehicles. Performance will vary based on phone software version, coverage and your wireless carrier. Phones are warranted by their manufacturer, not Lexus. The Bluetooth word mark and logos are registered trademarks owned by Bluetooth SIG, Inc. and any use of such marks by Lexus is under license. Other trademarks and trade names are those of their respective owners. **20.** Bluetooth audio device must be enabled with A2DP and AVRCP. **21.** Dynamic Radar Cruise Control is designed to assist the driver and is not a substitute for safe and attentive driving practices. Please see your Owner's Manual for important instructions and cautions. **22.** Brake Assist is designed to help the driver take full advantage of the benefits of ABS. It is not a substitute for safe driving practices. Braking effectiveness also depends on proper brake-system maintenance and tire and road conditions. **23.** Performance figures are for comparison only and were obtained with prototype vehicles by professional drivers using special safety equipment and procedures. Do not attempt. **24.** The SmartAccess system may interfere with some pacemakers or cardiac defibrillators. If you have one of these medical devices, please talk to your doctor to see if you should deactivate this system. **25.** The engine immobilizer is a state-of-the-art anti-theft system. When you insert your key into the ignition switch or bring a SmartAccess fob into the vehicle, the key transmits an electronic code to the vehicle. The engine will only start if the code in the transponder chip inside the key or SmartAccess fob matches the code in the vehicle's immobilizer. Because the transponder chip is embedded in the key or SmartAccess fob, it can be costly to replace. If you lose a key or SmartAccess fob, your Lexus dealer can help. Alternatively, you can find a qualified independent locksmith to perform high-security key services by consulting your local Yellow Pages or by contacting www.aloa.org. **26.** The Lexus Personalized Settings (LPS) can be programmed in two ways: For most models equipped with the available Navigation System, the driver can modify the settings themselves; for other models, including those without a Navigation System, programming is done by your Lexus dealer via a one-time, complimentary offer during the first 12 months from the date the vehicle is sold. Please see your Lexus dealer for more information. **27.** Vehicle Stability Control (VSC) is an electronic system designed to help the driver maintain vehicle control under adverse conditions. It is not a substitute for safe driving practices. Factors including speed, road conditions and driver steering input can all affect whether VSC will be effective in preventing a loss of control. Please see your Owner's Manual for further details. **28.** Smart Stop Technology operates only in the event of certain simultaneous brake and gas pedal applications. When engaged, the system will reduce engine power to help the brakes bring the vehicle to a stop. Factors including speed, road conditions and driver input can all impact stopping distance. Smart Stop Technology is not a substitute for safe and attentive driving and does not guarantee instant stopping. Please see your Owner's Manual for further details. **29.** The Tire Pressure Monitor System alerts the driver when tire pressure is critically low. For optimal tire wear and performance, tire pressure should be checked regularly with a gauge; do not rely solely on the monitor system. Please see your Owner's Manual for details. **30.** All the airbag (AB) systems are Supplemental Restraint Systems. All ABs (if installed) are designed to inflate only under certain conditions and in certain types of severe collisions: frontal and knee ABs typically inflate in frontal collisions; side and side curtain ABs in side collisions; Roll-Sensing Curtain ABs at a severe tilt degree, roll or lateral G-force. In all other accidents, the ABs will not inflate. To decrease the risk of injury from an inflating AB, always wear seatbelts, sit upright in the middle of the seat as far back as possible and do not lean against the door. Do not put objects in front of an AB or around the seatback. Do not use a rearward-facing child seat in any front passenger seat. The force of an inflating AB may cause serious injury or death. Please see your Owner's Manual for further information/warnings. **31.** Whiplash Injury Lessening (WIL) front seats can help reduce the severity of whiplash injury in certain rear-end collisions. **32.** The Safety Connect services Automatic Collision Notification, Emergency Assistance and Stolen Vehicle Location will function in the United States, including Hawaii and Alaska, and in Canada. Enhanced Roadside Assistance will function in the United States (except for Hawaii) and in Canada. No Safety Connect services will function outside of the United States in countries other than Canada. **33.** Coverage only available in the continental U.S. and Canada. Please see your Lexus dealer for details. **34.** Currently only available pre-installed on select vehicles. Ask your Dealer Sales Consultant for vehicle application. **35.** The backup camera does not provide a comprehensive view of the rear area of the vehicle. You should also look around outside your vehicle and use your mirrors to confirm rearward clearance. Cold weather may limit effectiveness and view may become cloudy.

*Lexus strives to build vehicles to match customer interest, and thus they typically are built with popular options and option packages. Not all options/packages are available separately, and some may not be available in all regions of the country. See lexus.com for information about options/packages commonly available in your area. If you would prefer a vehicle without any or with different options, contact your dealer to check for current availability or the possibility of placing a special order. Specifications, features, equipment, technical data, performance figures, options, and color and trim are based upon information available at time of printing, are subject to change without notice, are for mainland U.S.A. vehicles only. Some vehicles shown with available equipment. See your Lexus dealer for details. Lexus reminds you to wear seatbelts, secure children in rear seat, obey all traffic laws and drive responsibly. For more information, call 800-USA-LEXUS (872-5398) or visit lexus.com. To learn more about your financing options, contact your Lexus dealer or call Lexus Financial Services at 800-874-7050.