

HS

LEXUS 2012



SOMEDAY IS NOT AN EMPTY PROMISE.
SOMEDAY IS NOT AN EXCUSE.

SOMEDAY IS WHAT YOU MAKE IT.

HELLO
SOMEDAY.



THE 2012
HS 250h

Optional equipment shown.

INNOVATION

PERFORMANCE

HYBRID DESIGN

LUXURY

SAFETY

SPECS

Hybrid. It describes much more than the drivetrain that powers the Lexus HS 250h. Beyond uniting electricity and gas, the HS 250h pairs comfort with technology. Sustainability with performance. And the thrill of the present with the needs not just of tomorrow, but of decades to come.

GREAT STEPS FORWARD.
IN SEVERAL DIRECTIONS
AT ONCE.



THE 2012
HS 250h

Optional equipment shown.

INNOVATION

PERFORMANCE

HYBRID DESIGN

LUXURY

SAFETY

SPECS

Inside the HS 250h, you'll find a unique combination of the handcrafted and the futuristic. From leather-trimmed seats to a windshield that helps keep you cool and eases the air conditioner's workload. Or a combination of sustainable materials hidden from view and available state-of-the-art displays optimally positioned for visibility. These are just a few ways innovation and comfort come together as never before in the HS 250h.

CRAFTSMANSHIP MEETS SPACESHIP.



INNOVATION
CONTROL
CONNECTIVITY
VISION

INNOVATION

PERFORMANCE

HYBRID DESIGN

LUXURY

SAFETY

SPECS

Optional equipment shown.



WELCOME TO COMMAND CONTROL AND COMFORT CENTRAL.

INNOVATION

PERFORMANCE

HYBRID DESIGN

LUXURY

SAFETY

SPECS

Optional equipment shown. See disclaimers on page 71.

YOUR INDEX FINGER MAY DEVELOP AN EGO.

AVAILABLE REMOTE TOUCH[®] PUTS A WORLD OF
OPTIONAL INFORMATION LITERALLY AT YOUR FINGERTIPS.

EVASDE TRAFFIC
MONITOR ENERGY
TRACK SCORES
FIND RESTAURANTS
CHECK STOCKS
ADJUST AUDIO
PLAN TRAVEL
PREVIEW WEATHER



Optional equipment shown.

INNOVATION

PERFORMANCE

HYBRID DESIGN

LUXURY

SAFETY

SPECS



LEXUS ENFORM®

DESIGNED TO HELP SIMPLIFY YOUR LIFE.

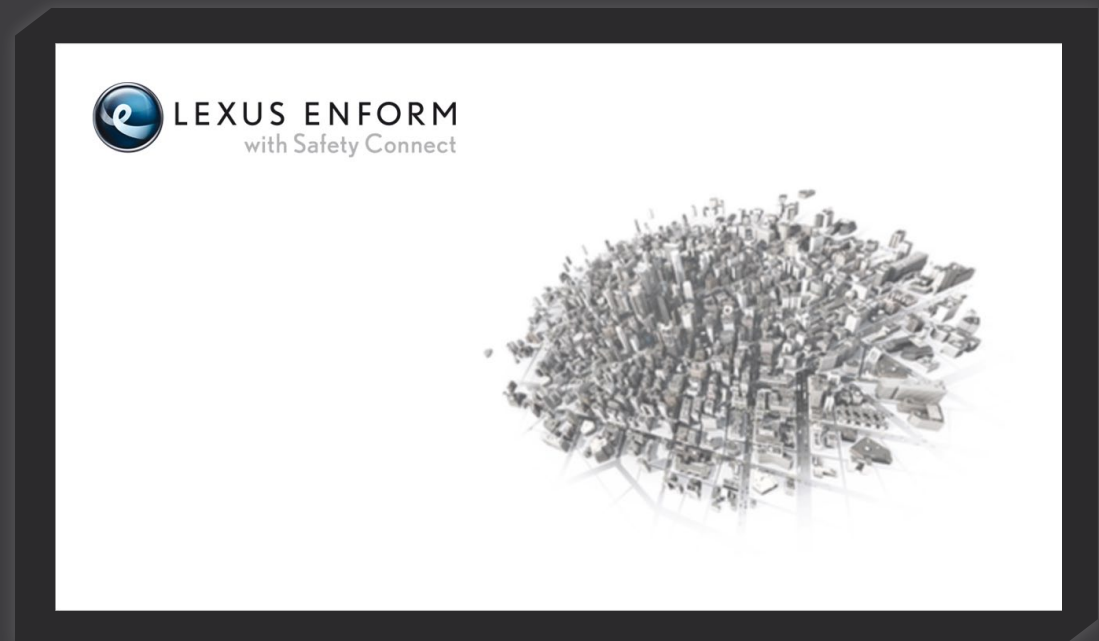
With the available Lexus Enform¹² system, you can speak to a live service agent, 24 hours a day, seven days a week. You don't have to memorize any numbers, navigate through seemingly endless screens—or even have your cell phone with you.

Need an address? Simply call Destination Assist via HS 250h's available Navigation System⁴ for live assistance. Once you've decided on a location, your agent can send the turn-by-turn directions straight to your vehicle's Navigation System.⁴ Planning a trip? You also have the option of pre-selecting up to 200 destinations yourself online and having them all sent to your vehicle.

SAFETY CONNECT®

DESIGNED TO HELP SAFEGUARD YOUR LIFE.

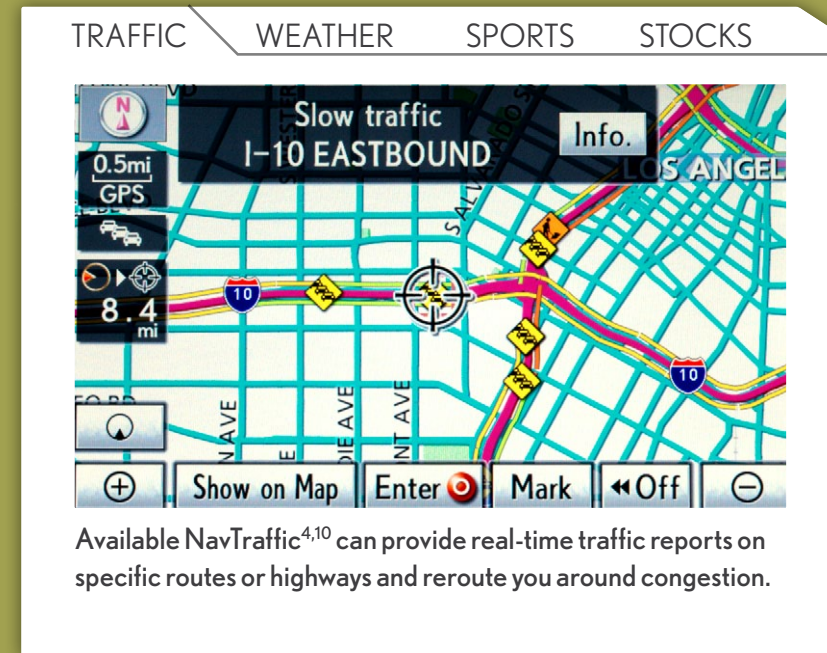
With Safety Connect¹³ you can request emergency help, whether that means assisting the police with locating your stolen vehicle or requesting Enhanced Roadside Assistance⁸ for a flat tire. The Safety Connect¹³ service (one-year subscription included) also features Automatic Collision Notification, which automatically sends a call for help the moment the system senses the vehicle has been in a severe rear-end collision or the airbags⁹ have been deployed.



SIRIUSXM SERVICES

EARLY, ON TIME OR
FASHIONABLY LATE WILL BE
ENTIRELY UP TO YOU.

Available NavTraffic™^{4,10} delivers real-time traffic data on-screen or via voice-delivered updates so you can avoid delays, whether from temporary construction zones to freeway-clogging fender benders. You'll also enjoy the ability to get updates on weather, scores and stock quotes via available NavWeather™^{4,10} and Sports and Stocks.^{4,10}



VOICE COMMAND

EXPERIENCE THE POWER
OF THE HUMAN VOICE.

SPECIFICALLY, YOURS.

Among the most advanced voice-recognition systems available, you can place compatible *Bluetooth*® enabled¹¹ phone calls and operate climate, audio and navigation functions using normal, everyday speech.

HEADS-UP DISPLAY



LANE KEEP ASSIST

THE CARS OF THE FUTURE
WON'T BE DRIVEN BY ROBOTS,
THEY'LL BE DRIVEN BY BETTER-
PREPARED HUMANS.



Drivers are only human. Which is why a range of available advances helps drivers of the HS stay alert and focused on the road. The Heads-up Display, for example, places turn-by-turn navigation directions right onto your wind screen. For added safety features, there are available impressive advances like the Driver Attention Monitor,⁷ and the Lane Keep Assist and Lane Departure Warning¹² systems. All do their utmost to help address human imperfection that might compromise safety.

Optional equipment shown. See disclaimers on page 71.

INNOVATION

PERFORMANCE

HYBRID DESIGN

LUXURY

SAFETY

SPECS



Using a specially designed wide-angle lens to help reveal hard-to-see areas, an available Wide-view Front Monitor⁶ comes on at the touch of a button (or automatically, if you choose) when you're driving at low speeds. A camera mounted in the grille displays a 190-degree front view on the navigation screen.

FOR THOSE TIMES
WHEN YOUR EYES
WOULD, INDEED, DECEIVE YOU.

The next best thing to literally having eyes in the back of your head, the available backup camera¹³ automatically displays what the camera detects behind you when you've shifted into reverse. A tiny camera lens, located above the rear license plate, transmits a crisp, wide-angle color image to the screen on the available Navigation System.⁴ So your eyes are better able to pick up objects you might not see in your mirror or through your window.

When we talk about efficiency, we're not referring solely to fuel economy. Though while we're on the subject, the HS 250h has an EPA-combined rating of 35 mpg¹⁴, making it one of the most fuel-efficient luxury vehicles on the road. But efficiency is about more. It's about a 2.4-liter Atkinson-cycle powerplant at the heart of the latest Lexus Hybrid Drive system. One which works with the electric motor to deliver 187 total system horsepower while using regular gasoline and keeping emissions low enough to merit a Super Ultra-Low Emission Vehicle (SULEV II) rating.

SPECIFICALLY DESIGNED
TO DO MORE
WITH LESS.



PERFORMANCE
ADVANCES
DRIVING DYNAMICS
DRIVING MODES

INNOVATION

PERFORMANCE

HYBRID DESIGN

LUXURY

SAFETY

SPECS

In the world of hybrids, there's suddenly no shortage of newcomers. We're pleased our competitors are as excited by this technology as we've been for years. But as they'll soon discover (in the unlikely event they haven't already), the hybrid learning curve is steep. A sedan as efficient and innovative as the HS 250h is the product of years of trial, error, thinking and, more often than not, rethinking. And while the HS 250h is one of our newest hybrids, there's a wealth of history behind it.

THE **SUM** OF ALL WE LEARNED
FROM DEVELOPING FIVE
LUXURY HYBRIDS
(AND FROM CREATING THE CATEGORY).



INNOVATION

PERFORMANCE

HYBRID DESIGN

LUXURY

SAFETY

SPECS

Optional equipment shown.



Hearing drivers say the HS 250h doesn't drive like a hybrid wouldn't be enough. We wanted them to say, "It feels like a Lexus." So we fine-tuned the suspension and steering setup to achieve a level of performance comparable to our more aggressive sedans. Electronic Power Steering and the MacPherson strut front suspension deliver a quick, responsive steering feel, while surprising maneuverability and control come courtesy of the double-wishbone rear suspension.

THE GOAL WASN'T OUTSTANDING
HANDLING FOR A HYBRID. IT WAS
OUTSTANDING HANDLING,
PERIOD.

Optional equipment shown.

INNOVATION

PERFORMANCE

HYBRID DESIGN

LUXURY

SAFETY

SPECS



MODERATE MONDAY.
FAST FRIDAY.
SILENT SUNDAY.
CHOOSE EXACTLY HOW
YOU WANT TO DRIVE TODAY.

DRIVING MODES

At long last, there's a hybrid that recognizes our human need for variety. In the HS 250h, in addition to the Normal setting—your default, everyday driving mode—you're free to choose one of three other distinct driving modes designed to reflect the way you want your HS 250h to perform.

EV MODE


EV mode¹⁵ lets you drive virtually noise-free using only the electric motor, albeit for a very short stretch and at low vehicle speeds.

ECO MODE

When you might wish to curb consumption, versatile ECO mode boosts efficiency even more by modulating throttle response and tempering extreme requests on the air conditioning system.

POWER MODE

Improve engine response with just the touch of a button. Power mode makes passing more effortless and driving on winding or mountain roads easier.



Optional equipment shown. See disclaimers on page 71.

SUSTAINABLE MATERIALS YOU CAN'T SEE.

Optional equipment shown. See disclaimers on page 71.



HYBRID DESIGN
MATERIALS
LIFE CYCLE
REGENERATION
AERODYNAMICS

INNOVATION
YOU CAN'T MISS.

While the instrument panel clearly reminds drivers of features like ECO mode, many of the technologies that help give the HS among the lowest carbon footprint of any luxury vehicle¹⁶ aren't displayed front and center. Chances are, you'll probably never see inside the areas where we use fibers from the kenaf plant, for example. This sustainable plant is just one of the largely unseen ingredients that help the HS 250h reduce harmful CO₂ emissions by 33% over its Life Cycle Assessment (LCA).¹⁷

INNOVATION

PERFORMANCE

HYBRID DESIGN

LUXURY

SAFETY

SPECS

YOU WON'T BELIEVE
WHAT YOU'LL FIND IN
THE SEAT CUSHIONS.



PLASTIC MADE FROM PLANTS

In the HS 250h, approximately 30% of the combined interior and luggage areas are covered with Ecological Plastics™. Plant- rather than petroleum-based, and so less harmful to the environment, they lower CO₂ emissions from the time the raw materials are grown until years from now when the parts are scrapped.

Change—but not the kind you put in a piggy bank. The kind we all benefit from. The front seat cushions in the HS 250h are partially made with materials composed of castor seeds.



A CAR'S ULTIMATE DESTINATION. To truly measure a car's impact, you need to consider its entire life cycle—from raw materials to recycling plant. Only by combining improved fuel economy with sustainable materials and manufacturing processes was the HS able to lower CO₂ emissions by roughly 33%.¹⁸

KENAF. A 4,000-YEAR-OLD PLANT WITH A LOT TO TEACH US. The rear package tray in the HS 250h uses fibers from kenaf, a remarkably fast-growing and highly sustainable plant.

PLASTICS THAT CAN BE RECYCLED OVER AND OVER. We invented a unique plastic that can be recycled endlessly. It's an innovation so beneficial to the environment, we shared it with other car companies.

HIGH PERFORMANCE, EVEN IN THE AFTERLIFE. Like all our vehicles, the HS 250h was evaluated according to a comprehensive environmental impact assessment system that quantifies the recyclability and the impact of materials used in manufacturing.

From the very start, the design of the HS 250h is conscious of its end. When possible, we employed materials that are more sustainable to produce and that emit fewer harmful pollutants when their usefulness comes to an end. Whether it's the oil from castor seeds used in the seat cushions or the kenaf fibers used behind the rear seats, we considered their environmental impact before, during and after the vehicle's lifespan.

DESIGNED
FOR THE ROAD AS WELL AS
THE EARTH.

INNOVATION

PERFORMANCE

HYBRID DESIGN

LUXURY

SAFETY


SPECS



ONE MORE WAY
IT HELPS DRIVERS
RECHARGE.

Squeezing unheard-of amounts of efficiency from the design of the HS 250h meant asking if brakes could do more. What if, while doing their job, they didn't waste all the energy they let out in the form of heat? Regenerative braking converts kinetic energy into electrical energy, then uses it to recharge the battery. So stop-and-go city driving becomes stop-and-go-farther city driving.

If you'd like to tailor your driving habits to optimize efficiency, the multi-information display allows you to monitor the power flow of the Lexus Hybrid Drive system.



Optional equipment shown.

0.27

DRAG COEFFICIENT



IT HAS AN UNDENIABLY POSITIVE RELATIONSHIP WITH AIR.

Beneath the HS 250h, custom-molded panels deflect wind and streamline the undercarriage.



Breezes, gusts, whipping winds. They all love the HS 250h. Its paltry 0.27 drag coefficient places it among the most aerodynamic cars in its class. Not a whisper of air went unexamined, whether it flowed over the exterior, below the underfloor or through the air passages. In addition, the front spoiler, rear spoiler, rear underspoiler and diffuser fins all reduce turbulence. Efficiency wasn't the only area that benefited from this scrutiny. The more aerodynamic design also means less wind noise.

Optional equipment shown.

INNOVATION

PERFORMANCE

HYBRID DESIGN

LUXURY

SAFETY

SPECS



INNOVATION

PERFORMANCE

HYBRID DESIGN

LUXURY

SAFETY

SPECS

LUXURY
COMFORT
SPACE
SOUND

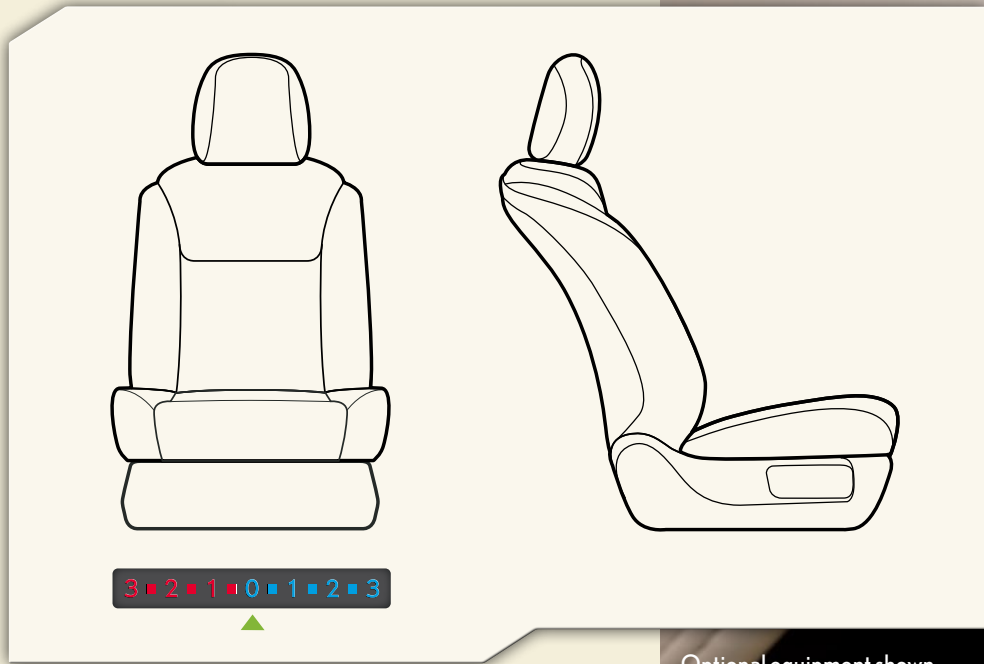
EVERY MILE A HYBRID.
EVERY MILLIMETER
A LEXUS.

In our pursuit of what was possible in a vehicle, we were careful not to look past the pursuit that started it all. Just as its badge would suggest, the HS 250h offers all the touches you've come to expect from Lexus. Like ergonomic seating trimmed in leather and plenty of innovations that make driving it even more convenient and enjoyable.

Optional equipment shown.

WANT A QUICK LESSON
IN EFFICIENCY?
HAVE A SEAT.

A comfortable driver is a better driver. While undeniable, it's not so easy to engineer. Using thermographic instruments, we monitored the temperature and blood flow of people sitting in conventionally heated seats and in front seats with different heating zones. As a result, available heated and ventilated front seats focus warmth on specific areas, more efficiently warming the occupant. And, if it's warm outside, two internal fans distribute air throughout, lowering the surface temperature more quickly.



Optional equipment shown.

INNOVATION

PERFORMANCE

HYBRID DESIGN

LUXURY

SAFETY

SPECS



INNOVATION

PERFORMANCE

HYBRID DESIGN

LUXURY

SAFETY

SPECS

Optional equipment shown.


Sit back, stretch out and enjoy the intelligence. Every millimeter of the interior was carefully considered to make it as enjoyable as possible: Front seatbacks were made

thin and curved to provide more legroom for rear passengers. And sound- and vibration-dampening materials were used throughout to help diminish unwanted noise.

Typically, the more advanced the transportation, the more limited its storage. Not so with the HS 250h. While it isn't capable of leaving the Earth's atmosphere, its impressively large trunk is capable of holding several large suitcases.¹⁹

WAS THE SPACE SHUTTLE DESIGNED TO CARRY FOUR GOLF BAGS? WE'RE JUST ASKING.

Something else the space shuttle doesn't have—a SmartAccess^{20,21} keyless entry system that detects the driver and allows them to unlock the doors and trunk by touching the handle, and start the car by pressing a button. It even recognizes different SmartAccess^{20,21} keys and recalls desired climate-control and memory settings.



Optional equipment shown. See disclaimers on page 71.

INNOVATION

PERFORMANCE

HYBRID DESIGN

LUXURY

SAFETY

SPECS

The available Mark Levinson® Premium Surround Sound Audio System²² was designed by audiophiles known for their six-figure home systems. These experts spent over 700 hours in the lab—and on the road—testing, tuning and optimizing this system for the shape and acoustics of the HS 250h. Delivering 7.1 channels of audio perfection through 15 strategically placed speakers, you can even control your compatible portable audio player through the system's interfaces.

EVEN THE SOUND SYSTEM
CAREFULLY CONSIDERS
ITS ENVIRONMENT.



Optional equipment shown. Device not included. See disclaimers on page 71.

INNOVATION

PERFORMANCE

HYBRID DESIGN

LUXURY

SAFETY

SPECS



You'd prefer not to think about accidents, which is entirely understandable. Fortunately, we've done enough obsessing for the both of us. The result: a 10-airbag system (SRS)⁹ designed to help protect you in an accident and plenty of technology to help prevent one from happening in the first place.

ENVIRONMENTAL WASN'T THE ONLY IMPACT WE DESIGNED FOR.

SAFETY
ACTIVE SAFETY
PASSIVE SAFETY

Optional equipment shown. See disclaimers on page 71.

INNOVATION

PERFORMANCE

HYBRID DESIGN

LUXURY

SAFETY

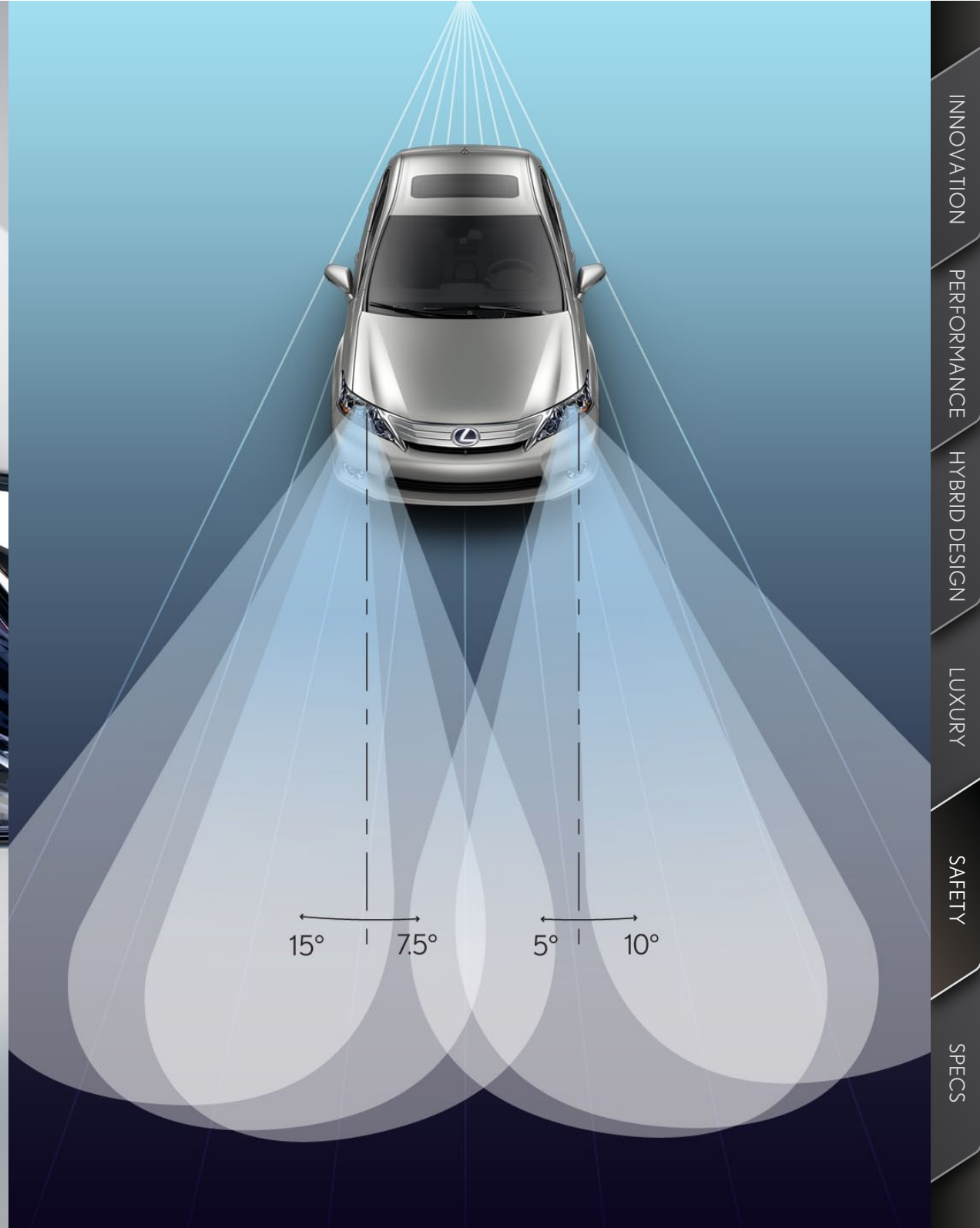
SPECS



The best way to improve vision is to outthink what impairs it. Enter the available LED dual-swivel headlamps with Adaptive Front Lighting System (AFS).²³ It enables the LED headlamps to turn so they're better able to illuminate curves. They're even capable of independent reaction. At speeds above 19 mph, both headlamps swivel into a curve, illuminating more of the road ahead. At lower speeds, the left headlamp rotates up to 10 degrees while the right headlamp rotates up to 15 degrees.

SUPERIOR EYES, CONNECTED TO A BETTER BRAIN.

Optional equipment shown.



INNOVATION

PERFORMANCE

HYBRID DESIGN

LUXURY

SAFETY

SPECS

PRE-COLLISION SYSTEM

Here is the incredibly complex available Pre-Collision System (PCS)²⁴ simply explained. When its sensors deem a frontal collision imminent and unavoidable, a warning buzzer and indicator alert the driver. It then prepares Brake Assist²⁵ for increased brake pressure the moment you depress the brake pedal. Finally, the system automatically retracts the front seatbelts to help prepare for impact and applies the brakes, even if the driver doesn't, helping reduce crash energy by lowering the vehicle's speed. And to say it does all this at the speed of thought would be to underestimate it.



ITS SENSORS SPRING
TO LIFE THE INSTANT
A CRASH THREATENS YOURS.

Optional equipment shown. See disclaimers on page 71.

WHEN YOU'RE IN
CRUISE CONTROL, THE HS IS
WORKING OVERTIME.



DYNAMIC CRUISE CONTROL



As you approach a slower moving vehicle in your lane, the available Dynamic Radar Cruise Control²⁶ automatically brakes to help you maintain a pre-set distance. Should the vehicle ahead change lanes, the system automatically accelerates until you've resumed your desired speed.

INNOVATION

PERFORMANCE

HYBRID DESIGN

LUXURY

SAFETY

SPECS

10

The HS 250h offers 10 standard airbags.⁹ The front airbags⁹ are even optimized to deploy more or less forcefully, depending on the severity of the impact, among other factors.

SAFETY THAT'S BOTH **PURPOSEFUL**
AND PLENTIFUL.

Optional equipment shown. See disclaimers on page 71.

Photo not intended to replicate actual inflated airbags.



In certain low-speed rear-end collisions, active front headrests²⁷ raise upward and forward, helping to reduce the severity of a whiplash injury.

INNOVATION

PERFORMANCE

HYBRID DESIGN

LUXURY

SAFETY

SPECS

COLOR AND TRIM



Silver
Opal
Mica



Black
Opal
Mica



Obsidian



Matador
Red Mica



Starfire
Pearl



Satin
Cashmere
Metallic



Nebula
Gray
Pearl




Deep Sea
Mica




Tungsten
Pearl


INTERIOR COLORS AND TRIM




Parchment Leather



Water Gray Leather




Black Leather



Black/Water Gray Leather*



Dark Gloss Trim



Brown Walnut Wood Trim†

COLOR AVAILABILITY

	Water Gray	Parchment	Black	Black/ Water Gray*
Silver Opal Mica	■	■	■	
Black Opal Mica		■	■	
Obsidian		■	■	■
Matador Red Mica		■	■	■
Starfire Pearl	■	■	■	■
Satin Cashmere Metallic		■	■	
Nebula Gray Pearl	■	■	■	■
Deep Sea Mica		■	■	■
Tungsten Pearl	■		■	■

*Touring Package. †Available.

Optional equipment shown.

INNOVATION

PERFORMANCE

HYBRID DESIGN

LUXURY

SAFETY

SPECS

BODY AND DIMENSIONS

HEADROOM
front/rear 38.0/36.8 in (964/934 mm)

SHOULDER ROOM
front/rear
53.8/54.2 in (1,367/1,376 mm)

HIP ROOM
front/rear
52.8/51.2 in (1,342/1,301 mm)

HEIGHT
59.3 in (1,505 mm)

WIDTH 70.3 in (1,785 mm)



CARGO CAPACITY 12.1 cu ft (343 L)¹⁹

FUEL-TANK CAPACITY 14.5 gal (55 L)

LEG ROOM
front/rear
42.6/34.5 in (1,081/876 mm)

GROUND CLEARANCE
6.1 in (155 mm)



WHEELBASE 106.3 in (2,700 mm)

OVERALL LENGTH 184.8 in (4,695 mm)



17-in split-five-spoke alloy wheels²⁸
STANDARD ON HS 250h



18-in split-seven-spoke alloy wheels²⁹
STANDARD ON HS 250h PREMIUM
OPTIONAL ON HS 250h



18-in split-seven-spoke
high-gloss finish alloy wheels²⁹
HS 250h TOURING PACKAGE

Optional equipment shown. See disclaimers on page 71.

SPECIFICATIONS

GENERAL

TYPE	Five-passenger hybrid luxury sedan
CONSTRUCTION	Welded-steel unibody
CURB WEIGHT	3,682 lb (1,670 kg) (HS 250h) 3,770 (1,710 kg) (HS 250h Premium)

HYBRID SYSTEM

ENGINE TYPE	In-line 4, Atkinson cycle, aluminum block and head
DISPLACEMENT	2.4 liters (144 cubic inches)
VALVETRAIN	Dual cam, four valves per cylinder, with continuously Variable Valve Timing with intelligence (VVT-i)
COMPRESSION RATIO	12.5:1
ELECTRIC-DRIVE MOTOR	Front high-output, permanent-magnet, electric-drive motor with EV mode ¹⁵
TOTAL SYSTEM HORSEPOWER	187 hp
FUEL REQUIREMENT	Regular unleaded, 87 octane
EMISSION RATING	Certified Super Ultra-Low Emission Vehicle (SULEV II)
TRANSMISSION	Electronically controlled Continuously Variable Transmission (ECVT)
DRIVE WHEELS	Front-wheel drive

CHASSIS

SUSPENSION (front)	Independent, MacPherson struts with coil springs, gas-pressurized shock absorbers and stabilizer bar
SUSPENSION (rear)	Independent, double-wishbone with coil springs, gas-pressurized shock absorbers and stabilizer bar
STEERING	Electronic Power Steering (EPS) system
BRAKES	Four-wheel power-assisted discs with Electronic Controlled Braking (ECB), four-sensor, four-channel Anti-lock Braking System (ABS), Electronic Brakeforce Distribution (EBD) and Brake Assist ²⁵
BRAKE SIZE	10.8-in ventilated front, 11.0-in solid rear discs with regenerative braking function
WHEELS AND TIRES	17 x 7.0-in split-five-spoke alloy wheels with 215/55VR17 all-season tires. ²⁸ Compact spare tire/wheel (HS 250h) 18 x 7.5-in split-seven-spoke alloy wheels with 225/45WR18 all-season tires. ²⁹ Compact spare tire/wheel (HS 250h Premium, optional on HS 250h) 18 x 7.5-in split-seven-spoke high-gloss finish alloy wheels with 225/45WR18 all-season tires. ²⁹ Compact spare tire/wheel (HS 250h Touring Package)

PERFORMANCE

0-60 MPH ACCELERATION	8.4 seconds ³⁰
TOP TRACK SPEED	112 mph ³⁰ (electronically limited)
EPA FUEL ECONOMY ESTIMATES	35/34/35 mpg (city/highway/combined) ¹⁴
AERODYNAMIC DRAG COEFFICIENT	0.27
TURNING CIRCLE	37.4 ft

STANDARD FEATURES

LUXURY AND CONVENIENCE

SmartAccess^{20,21} with push-button Start/Stop and touch sensors on exterior front-door handles, remote-linked window, moonroof opening and remote-linked memory

Dual-zone automatic climate control with interior air filter

Tilt-and-telescopic steering column

Power tilt-and-slide moonroof with sliding sunshade

Power windows with one-touch auto open/close

Electrochromic (auto-dimming) inside rearview mirror with compass

Power door locks

Cruise control

Center console with cupholders and storage bin

Front-door storage pockets

HomeLink[®] universal transceiver to operate compatible garage, gate, home lighting and home security systems

Lexus Personalized Settings (LPS)³¹ to customize select electronic functions

Illuminated entry system

Dual illuminated visor vanity mirrors

Exterior glass with UV reduction; windshield adds IR-reduction

Power-adjustable outside mirrors with turn indicators, defoggers, puddle lamps and auto tilt-down in reverse

HS 250h PREMIUM ADDS:

Power tilt-and-telescopic steering column with automatic tilt-away

Electrochromic (auto-dimming) outside mirrors

SEATING AND TRIM

Dark gloss interior trim

Leather-trimmed interior

Leather-trimmed steering wheel

Leather-trimmed, illuminated shift knob

10-way driver's (including lumbar) power seat and eight-way front passenger's seat

Height-adjustable headrests for all seating positions

Carpeted floor mats³²

HS 250h PREMIUM ADDS:

Semi-aniline perforated leather-trimmed interior

Brown walnut interior trim

Heated and ventilated front seats

Front-seat power lumbar support

Lexus Memory System to control power driver's seat (except lumbar), outside mirrors, steering wheel and climate-control settings

10-way front passenger's power seat (including lumbar)

COMMUNICATION, AUDIO AND NAVIGATION

Lexus 10-speaker Premium Sound System with Automatic Sound Levelizer (ASL) and in-dash, single-feed, six-disc CD auto-changer

SiriusXM Satellite Radio^{4,10} complimentary 90-day trial subscription

USB and auxiliary iPod^{®33}/MP3/Windows Media[®] Audio (WMA) port

Bluetooth[®] technology¹¹

Bluetooth audio³⁴ profile for wireless integration of compatible music players with in-vehicle audio system controls

In-glass antenna with FM-diversity system

Shark-fin antenna

See disclaimers on page 71.

STANDARD FEATURES

INSTRUMENTATION AND CONTROLS

- Steering-wheel-mounted audio, phone and display controls
- Electroluminescent instrumentation
- Organic Light-Emitting Diode (OLED) multi-information display in gauge cluster
- ECO, Power, Normal and EV (Electric Vehicle)¹⁵ driving modes
- ECO Driving indicator light
- Outside temperature gauge
- Automatic on/off headlamps with auto-off delay
- Interior electronic trunk and fuel-filler door release

STANDARD SAFETY AND SECURITY FEATURES

PASSIVE SAFETY

- Driver's and front passenger's advanced airbag system (SRS)⁹ with front passenger's twin-chamber airbag (SRS)⁹
- Front and rear seat-mounted side airbags (SRS)⁹
- Driver's and front passenger's knee airbags (SRS)⁹
- Side curtain airbags (SRS)⁹
- Three-point seatbelts for all seating positions, pre-tensioners with force limiters for front and outboard rear seats; height-adjustable front shoulder belt anchors
- Automatic Locking Retractor/Emergency Locking Retractor (ALR/ELR) seatbelts for all passenger seating positions. Emergency Locking Retractor (ELR) only for driver's seat
- Child Restraint Seat (CRS) tether anchor brackets for rear outboard seating positions
- Highly rigid body structure with front and rear crumple zones
- Side-impact door beams and impact-dissipating upper interior trim
- Collapsible steering column

ACTIVE SAFETY

- Vehicle Stability Control (VSC)³⁵
- Traction Control (TRAC)
- Four-wheel power-assisted disc brakes
- Electronic Controlled Braking (ECB)
- Four-sensor, four-channel Anti-lock Braking System (ABS)
- Smart Stop Technology³⁶
- Brake Assist²⁵
- Electronic Brakeforce Distribution (EBD)
- Direct Tire Pressure Monitor System³⁷
- Water-repellent front-door glass
- Daytime running lights
- Integrated foglamps
- LED taillamps
- Variable intermittent windshield wipers with mist function
- Rear-window defogger with auto-off timer
- HS 250h PREMIUM ADDS:
 - Rain-sensing variable intermittent windshield wipers with mist function

SECURITY

- Safety Connect^{®1,3} offers Automatic Collision Notification, Stolen Vehicle Location, Emergency Assistance Button (SOS) and Enhanced Roadside Assistance⁸ services
- Vehicle theft-deterrent and engine-immobilizer system²¹
- Emergency interior trunk release
- First aid kit
- Tool kit

See disclaimers on page 71.



OPTION PACKAGES*

TOURING PACKAGE†

18 x 7.5-in split-seven-spoke alloy wheels with high-gloss finish and 225/45WR18 all-season tires²⁹

Sport-tuned suspension

Two-tone Black and Water Gray leather-trimmed interior

Illuminated door-sill scuff plates

Heated front seats

Rear spoiler

NAVIGATION PACKAGE

HDD Navigation System⁴ including Remote Touch⁵ device, voice command, eight-inch color LCD display with integrated backup camera,¹³ NavTraffic,^{TM4,10} NavWeather,^{TM4,10} Sports and Stocks^{4,10} complimentary 90-day trial subscription and Enhanced Bluetooth[®] technology^{11†}

Lexus Enform^{®1,2} with Safety Connect^{®1,3} offers Destination Assist, eDestination, Automatic Collision Notification, Stolen Vehicle Location, Emergency Assistance Button (SOS) and Enhanced Roadside Assistance⁸ services

Plasmacluster[®]

TECHNOLOGY PACKAGE‡

Wide-view Front Monitor⁶

Intuitive Parking Assist

Pre-Collision System (PCS)²⁴ with Driver Attention Monitor⁷

Dynamic Radar Cruise Control²⁶

Heads-up Display with Touch Tracer

Lane Keep Assist with Lane Departure Warning¹²

PARK ASSIST PACKAGE‡

Wide-view Front Monitor⁶

Intuitive Parking Assist

*Please see page 71 for more information on options/accessories/packages. †HS 250h. ‡HS 250h Premium.

INNOVATION

PERFORMANCE

HYBRID DESIGN

LUXURY

SAFETY

SPECS

OPTIONS AND ACCESSORIES*

INDIVIDUAL OPTIONS

18 x 7.5-in split-seven-spoke alloy wheels with 225/45WR18 all-season tires²⁹ (HS 250h)

Rear spoiler

LED headlamps with Adaptive Front Lighting System (AFS),²³ intelligent high-beam headlamps³⁸ and headlamp washers

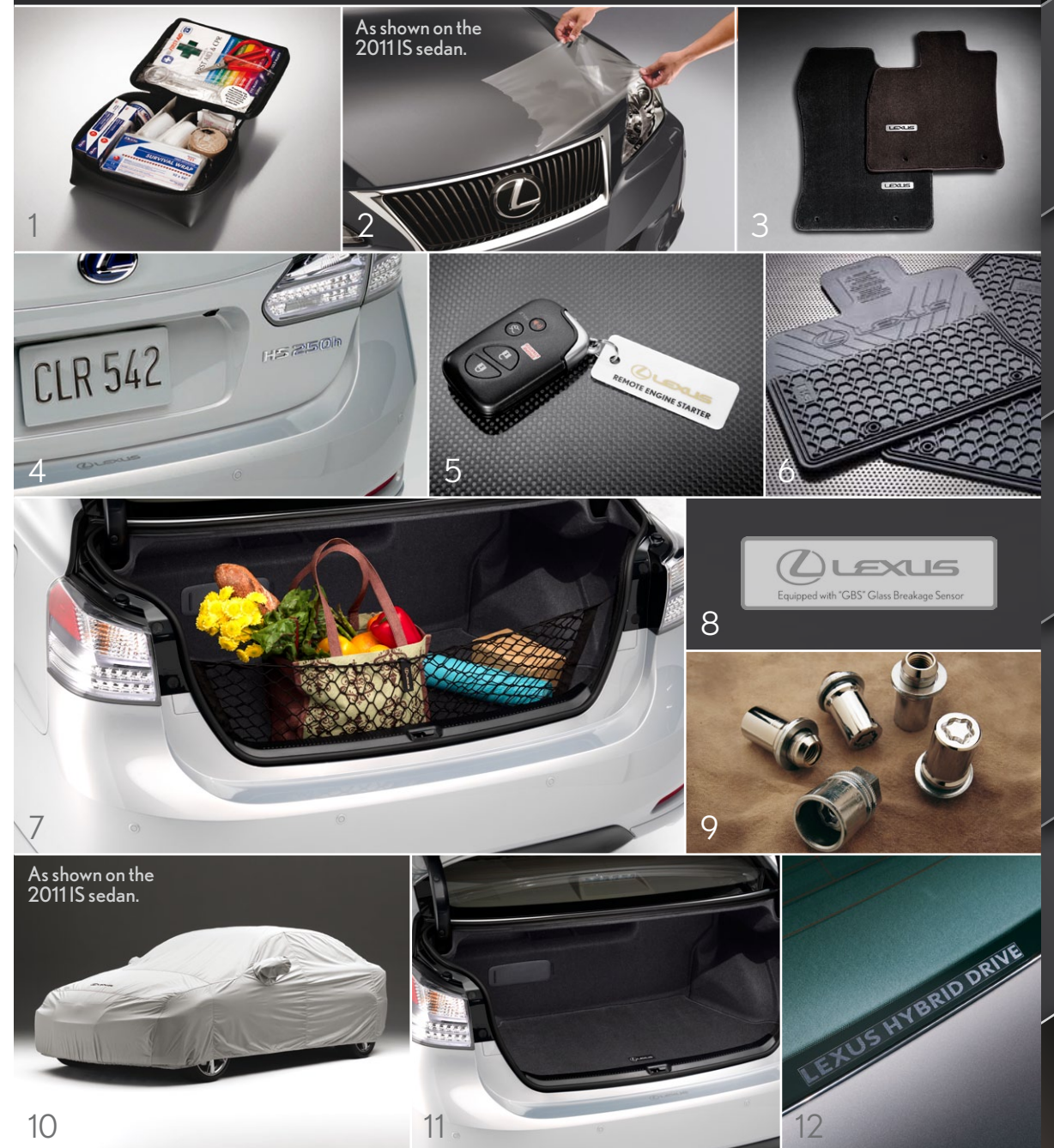
Heated front seats (HS 250h)

Brown walnut interior trim (HS 250h)

Mark Levinson® 15-speaker 330 watts @ 0.1% THD, 20-20,000 Hz³⁹ Premium Surround Sound Audio System²² with Automatic Sound Levelizer, 7.1 architecture and in-dash, single-feed, six-disc DVD/CD auto-changer (HS 250h Premium)

INDIVIDUAL ACCESSORIES

- 1 First aid kit
- 2 Paint protection film⁴⁰
- 3 Premium carpet floor mats³²
- 4 Rear bumper appliqué
- 5 Remote engine starter²¹
- 6 All-weather floor mats³²
- 7 Cargo net - envelope
- 8 Glass breakage sensor
- 9 Wheel locks
- 10 Car cover
- 11 Carpet trunk mat
- 12 Lexus Hybrid Drive window sticker



Optional equipment shown. See disclaimers on page 71.

*Please see page 71 for more information on options/accessories/packages.

INNOVATION

PERFORMANCE

HYBRID DESIGN

LUXURY

SAFETY

SPECS



WE'RE CREATING
INNOVATIONS EVERY DAY.
STAY INFORMED OF THEM EVERY MONTH.

With so much innovative thinking at Lexus, it's hard to stay up-to-date. That's why we created the Lexus Pursuit newsletter. Each month, e-mail subscribers receive exclusive information about upcoming model launches and events, as well as the latest innovations and offers. Sign up today and stay informed of all things Lexus.

Optional equipment shown.

WARRANTY

Four-year/50,000-mile Lexus Limited Warranty. Eight-year/100,000-mile Hybrid System Warranty. Six-year/70,000-mile Powertrain Warranty. Six-year/unlimited-mileage Corrosion Perforation Warranty. All warranties with zero deductible. See the HS Warranty and Services Guide at your Lexus dealer for details.

1. Lexus Enform® and Safety Connect® available. Contact with the Lexus Enform and/or Safety Connect response center is dependent upon the telematics device being in operative condition, cellular connection availability, navigation map data and GPS satellite signal reception, which can limit the ability to reach the response center or receive emergency support. Enrollment and Telematics Subscription Service Agreement required. One-year trial subscription available only with new vehicle purchase of Lexus Enform- and Safety Connect-equipped vehicles. Additional subscription terms available; charges vary by subscription term selected. **2.** Lexus Enform premium services Destination Assist and eDestination will function in the contiguous United States. These services may also function in Hawaii and limited areas of Alaska for vehicles that contain map data for those states. They will not function in Canada or in other countries outside the United States. **3.** The Safety Connect services Automatic Collision Notification, Emergency Assistance and Stolen Vehicle Location will function in the United States, including Hawaii and Alaska, and in Canada. Enhanced Roadside Assistance will function in the United States (except for Hawaii) and in Canada. No Safety Connect services will function outside of the United States in countries other than Canada. **4.** Availability and accuracy of the information provided by the Navigation System or any SiriusXM services mentioned (if installed) are dependent upon many factors. Use common sense when relying on information provided. Services not available in every city or roadway. Periodic Navigation updates available at additional cost. Please see your Navigation System Owner's Manual or contact SiriusXM for details. **5.** Be sure to obey traffic regulations and maintain awareness of road and traffic conditions. **6.** The Wide Front-view Monitor does not provide a comprehensive view of the front area of the vehicle. You should also look around outside your vehicle and use your mirrors to confirm clearance. Cold weather will limit effectiveness and view may become cloudy. **7.** The Driver Attention Monitor is designed to alert the driver if a potential hazard is detected ahead and the driver's face appears to be turned away. It is not a collision-avoidance system and is not a substitute for safe and attentive driving. System effectiveness depends on many factors. Please see your Owner's Manual for further information. **8.** Coverage only available in the continental U.S. and Canada. Please see your Lexus dealer for details. **9.** All the airbag (AB) systems are Supplemental Restraint Systems. All ABs (if installed) are designed to inflate only under certain conditions and in certain types of severe collisions: frontal and knee ABs typically inflate in frontal collisions; side and side curtain ABs in side collisions; Roll-Sensing Curtain ABs at a severe tilt degree, roll or lateral G-force. In all other accidents, the ABs will not inflate. To decrease the risk of injury from an inflating AB, always wear seatbelts, sit upright in the middle of the seat as far back as possible and do not lean against the door. Do not put objects in front of an AB or around the seatback. Do not use a rearward-facing child seat in any front passenger seat. The force of an inflating AB may cause serious injury or death. Please see your Owner's Manual for further information/warnings. **10.** SiriusXM services require a subscription after trial period. Subscriptions governed by SiriusXM Customer Agreement available at siriusxm.com. **If you decide to continue your SiriusXM service at the end of your complimentary trial, the plan you choose will automatically renew and bill at then-current rates unless you call 1-800-967-2346 to cancel.** Fees and programming subject to change. Available only to those at least 18 years of age in the 48 contiguous United States and DC. **11.** Bluetooth® technology phones listed on lexus.com have been tested for compatibility with Lexus vehicles. Performance will vary based on phone software version, coverage and your wireless carrier. Phones are warranted by their manufacturer, not Lexus. The Bluetooth word mark and logos are registered trademarks owned by Bluetooth SIG, Inc. and any use of such marks by Lexus is under license. Other trademarks and trade names are those of their respective owners. **12.** Lane Keep Assist is designed to read the lane markers of certain roads and apply slight torque to the steering wheel to help keep the car in the center of the lane. If the vehicle approaches the outer limits of its lane, the Lane Departure Warning feature sounds a warning tone and applies slight torque to the steering wheel to notify the driver that corrective action may be required. These features are not a collision-avoidance system and are not a substitute for safe and attentive driving. System effectiveness depends on many factors. Please see your Owner's Manual for further information. **13.** The backup camera does not provide a comprehensive view of the rear area of the vehicle. You should also look around outside your vehicle and use your mirrors to confirm rearward clearance. Cold weather will limit effectiveness and view may become cloudy. **14.** Based on 2009/2010 EPA MPG estimates. 35/34/35 City/Highway/Combined. Actual mileage will vary. **15.** CAUTION! When driving a hybrid vehicle, pay special attention to the area around the vehicle. Because there is little vehicle noise in electric-only mode, pedestrians, people riding bicycles or other people and vehicles in the area may not be aware of the vehicle starting off or approaching them, so take extra care while driving. **16.** Based on www.fueleconomy.gov Carbon Footprint Calculations. **17.** Calculation based on vehicle life cycle, including CO₂ emissions of vehicle and materials, production, maintenance, disposal and driving over 150,000 miles compared to conventional non-hybrid gasoline vehicle of similar size-class. **18.** Compared to typical non-hybrid gasoline vehicles. **19.** Cargo and load capacity limited by weight and distribution. **20.** The SmartAccess system may interfere with some pacemakers or cardiac defibrillators. If you have one of these medical devices, please talk to your doctor to see if you should deactivate this system. **21.** The engine immobilizer is a state-of-the-art anti-theft system. When you insert your key into the ignition switch or bring a SmartAccess fob into the vehicle, the key transmits an electronic code to the vehicle. The engine will only start if the code in the transponder chip inside the key or SmartAccess fob matches the code in the vehicle's immobilizer. Because the transponder chip is embedded in the key or SmartAccess fob, it can be costly to replace. If you lose a key or SmartAccess fob, your Lexus dealer can help. Alternatively, you can find a qualified independent locksmith to perform high-security key services by consulting your local Yellow Pages or by contacting www.waloo.org. **22.** Mark Levinson is a registered trademark of Harman International Industries, Inc. **23.** The Adaptive Front Lighting System can help improve vision at night. However, conditions such as a dirty windshield, rapidly changing light conditions or hilly terrain will limit effectiveness so the driver may need to manually change the high beams from on to off. Please see your Owner's Manual for details. **24.** The Pre-Collision System is designed to help reduce the crash speed and damage in certain frontal collisions only. It is not a collision-avoidance system and is not a substitute for safe and attentive driving. System effectiveness depends on many factors, such as speed, driver input and road conditions. Please see your Owner's Manual for further information. **25.** Brake Assist is designed to help the driver take full advantage of the benefits of ABS. It is not a substitute for safe driving practices. Braking effectiveness also depends on proper brake-system maintenance and tire and road conditions. **26.** Dynamic Radar Cruise Control is designed to assist the driver and is not a substitute for safe and attentive driving practices. Please see your Owner's Manual for important instructions and cautions. **27.** Active headrests can help reduce the extent of whiplash in certain types of rear-end collisions. **28.** 17-in performance tires are expected to experience greater tire wear than conventional tires. Tire life may be substantially less than 20,000 miles, depending upon driving conditions. **29.** 18-in performance tires are expected to experience greater tire wear than conventional tires. Tire life may be substantially less than 15,000 miles, depending upon driving conditions. **30.** Performance figures are for comparison only and were obtained with prototype vehicles by professional drivers using special safety equipment and procedures. Do not attempt. **31.** The Lexus Personalized Settings (LPS) can be programmed in two ways: For most models equipped with the available Navigation System, the driver can modify the settings themselves; for other models, including those without a Navigation System, programming is done by your Lexus dealer via a one-time, complimentary offer during the first 12 months from the date the vehicle is sold. Please see your Lexus dealer for more information. **32.** To avoid interference with pedal operation, do not install a floor mat on top of an existing floor mat, and each mat must be secured with retention hooks (clips). This floor mat was designed specifically for use in this model and model year vehicle and SHOULD NOT be used in any other vehicle. **33.** iPod® is a registered trademark of Apple Inc. All rights reserved. **34.** Bluetooth audio device must be enabled with A2DP and AVRCP. **35.** Vehicle Stability Control (VSC) is an electronic system designed to help the driver maintain vehicle control under adverse conditions. It is not a substitute for safe driving practices. Factors including speed, road conditions and driver steering input can all affect whether VSC will be effective in preventing a loss of control. Please see your Owner's Manual for further details. **36.** Smart Stop Technology operates only in the event of certain simultaneous brake and gas pedal applications. When engaged, the system will reduce engine power to help the brakes bring the vehicle to a stop. Factors including speed, road conditions and driver input can all impact stopping distance. Smart Stop Technology is not a substitute for safe and attentive driving and does not guarantee instant stopping. Please see your Owner's Manual for further details. **37.** The Tire Pressure Monitor System alerts the driver when tire pressure is critically low. For optimal tire wear and performance, tire pressure should be checked regularly with a gauge; do not rely solely on the monitor system. Please see your Owner's Manual for details. **38.** The intelligent high-beam headlamps can help improve vision at night. However, conditions such as a dirty windshield, rapidly changing light conditions or hilly terrain will limit effectiveness so the driver may need to manually change the high beams from on to off. Please see your Owner's Manual for details. **39.** Continuous average power, all channels driven, at less than 0.1% THD; 20-20,000 Hz. **40.** Currently only available pre-installed on select vehicles. Ask your Dealer Sales Consultant for vehicle application.

*Lexus strives to build vehicles to match customer interest, and thus they typically are built with popular options and option packages. Not all options/packages are available separately, and some may not be available in all regions of the country. See lexus.com for information about options/packages commonly available in your area. If you would prefer a vehicle without any or with different options, contact your dealer to check for current availability or the possibility of placing a special order. Specifications, features, equipment, technical data, performance figures, options, and color and trim are based upon information available at time of printing, are subject to change without notice, are for mainland U.S.A. vehicles only. Some vehicles shown with available equipment. See your Lexus dealer for details. Lexus reminds you to wear seatbelts, secure children in rear seat, obey all traffic laws and drive responsibly. For more information, call 800-USA-LEXUS (872-5398) or visit lexus.com. To learn more about your financing options, contact your Lexus dealer or call Lexus Financial Services at 800-874-7050.