

**CALIFORNIA PONTIAC RESTORATION**

**CLASSIC PARTS CATALOG 1926-1960**

*PONTIAC*



*OAKLAND*

**SHOP ONLINE AT [PONTIACPARTS.NET](http://PONTIACPARTS.NET)**







## ABBREVIATIONS



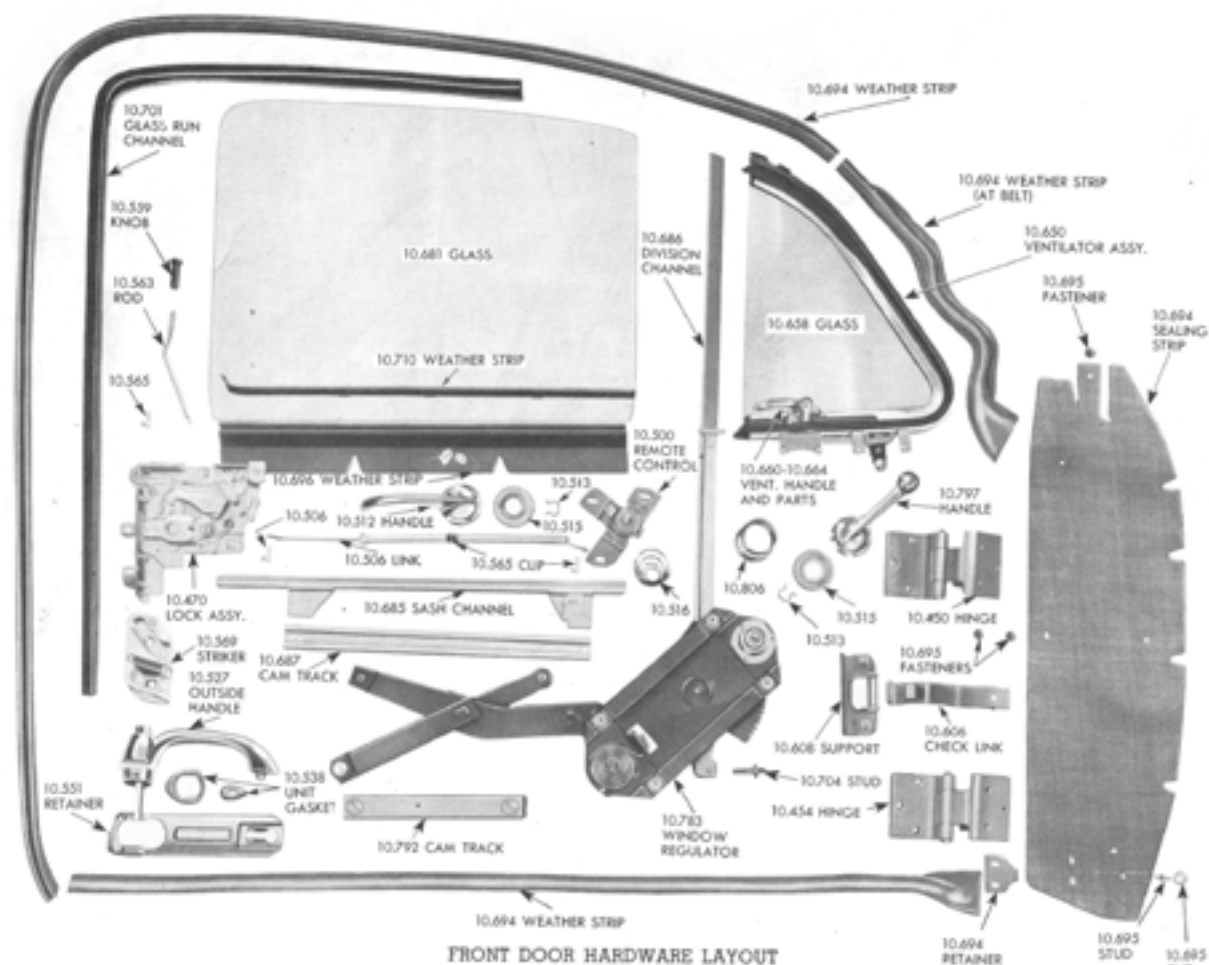
**12V:** . . . . . Twelve Volt  
**2bbl:** . . . . . Two Barrel Carburetors  
**2-4bbl:** . Two Four Barrel Carburetors  
**2dr:** . . . . . Two Door  
**2v:** . . . . . Two Barrel Carburetors  
**3-2bbl:** Three Two Barrel Carburetors  
**4dr:** . . . . . Four Door  
**4bbl:** . . . Four Barrel Carburetors  
**4v:** . . . . . Four Barrel Carburetors  
**6V:** . . . . . Six Volt  
**A/C:** . . . . . Air Conditioning  
**Amp:** . . . . . Amperes  
**Approx:** . . . . . Approximately  
**Assy(s):** . . . . . Assembly, Assemblies  
**Auto Trans:** Automatic Transmission  
**Bonn:** . . . . . Bonneville  
**Bus:** . . . . . Business  
**C to C:** . . . . . Center To Center  
**Cat:** . . . . . Catalina  
**CC:** . . . . . Charged Coupling  
**Comm:** . . . . . Commercial Chassis  
**Conv:** . . . . . Convertible  
**Cpe:** . . . . . Coupe  
**Cust:** . . . . . Custom  
**Cyl:** . . . . . Cylinder  
**Dlx:** . . . . . Deluxe  
**Del Radio:** . . . . .  
 Lamp For The Deluxe Radio Option  
**Dia:** . . . . . Diameter  
**Diaph:** . . . . . Diaphragm  
**Direct Sig:** Direction Signal Pilot Lamp  
**Ea:** . . . . . Each  
**Exc:** . . . . . Except  
**FI:** . . . . . Fuel Injection  
**Ft:** . . . . . Foot Or Feet  
**GM:** . . . . . General Motors

**H:** . . . . . Height  
**H/L:** . . . . . Head Lamp  
**HC:** . . . . . High Compression  
**HD:** . . . . . Heavy Duty  
**Hi Per:** . . . . . High Performance  
**HP:** . . . . . Horse Power  
**HT:** . . . . . Hardtop  
**ID:** . . . . . Inside Diameter  
**Ign:** . . . . . Ignition Keyhole Lamp  
**Incl:** . . . . . Includes Or Including  
**Ind:** . . . . . Indicator Lamp  
**Inst Clust:** . . . . .  
 Instrument Panel Cluster Lamp  
**Inst Comp:** . . . . .  
 Instrument Panel Compartment Lamp  
**L:** . . . . . Length  
**LH:** . . . . . Left Hand  
**Lit:** . . . . . Literature  
**Mdls:** . . . . . Models  
**Mech:** . . . . . Mechanical  
**mm:** . . . . . Millimeter  
**NOS:** . . . . . New Old Stock  
**O/8:** . . . . . Oakland 8 Cylinder  
**OAL:** . . . . . Over All Length  
**OD:** . . . . . Outside Diameter  
**OEM:** Original Equipment Manufacturer,  
 Reproduces Parts To Exact . . .  
 Original Specifications  
**Orn:** . . . . . Ornament  
**P/6:** . . . . . Pontiac 6 Cylinder  
**P/8:** . . . . . Pontiac 8 Cylinder  
**P/L:** . . . . . Parking Lamp  
**P/N:** . . . . . Part Number  
**Pc, pcs:** . . . . . Piece (S)  
**Pkg:** . . . . . Package  
**Pr:** . . . . . Pair

**PS:** . . . . . Power Steering  
**PSI:** . . . . . Pounds Per Square Inch  
**Pwr:** . . . . . Power  
**RH:** . . . . . Right Hand  
**Road:** . . . . . Roadster  
**Saf:** . . . . . Safari  
**SC:** . . . . . Superchief  
**SD:** . . . . . Sedan  
**SD Delivery :** . . . . . Sedan Delivery  
**Spt:** . . . . . Sport  
**SRoad:** . . . . . Sport Roadster  
**Sq:** . . . . . Square  
**Srs:** . . . . . Series  
**SS:** . . . . . Stainless Steel  
**ST:** . . . . . Standard Transmission  
**Std:** . . . . . Standard  
**Sun:** . . . . . Sunroof  
**Super del Radio:** . . . . .  
 Super Deluxe Radio Option  
**Susp:** . . . . . Suspension  
**SW:** . . . . . Station Wagon  
**T4:** . . . . . Tempest Four Cylinder  
**T6:** . . . . . Tempest Six Cylinder  
**Temp:** . . . . . Temperature  
**Tor:** . . . . . Torpedo  
**Tour:** . . . . . Touring  
**Trans:** . . . . . Transmission  
**V:** . . . . . Volts  
**V8:** . . . . . 'V' Eight Engine  
**VIN:** . . . . . Vehicle Identification Number  
**W:** . . . . . Width  
**w/o:** . . . . . Without  
**WB:** . . . . . Wheelbase



## BODY SECTION





## Table of Contents - BODY

### ACCESSORIES & TOOLS

HEADLAMP VISORS & COVERS	4
BLUE DOTS & REFLECTORS	4
FOG LAMP SETS	4
DOOR HANDLE GUARDS - STAINLESS	4
COAT HOOKS	4
VANITY CLIP ON REAR VIEW MIRROR	4
TRAFFIC LIGHT VIEWER	4
TISSUE DISPENSERS	4
FLOOR MATS	4
RADIATOR OVERFLOW TANK	4
WHEEL TRIM RINGS	4
EXHAUST PIPE DEFLECTORS	4
TOOLS	4

### UNDERHOOD COMPONENTS

HOOD HINGE SPRINGS	4
RELEASE CABLES & CLIPS	4
INSULATOR PADS & RETAINERS	4
COWL TAG RIVETS	5

### WINDSHIELD WIPERS & WASHER

WINDSHIELD WIPER ARMS & BLADES	5
REBUILT VACUUM WINDSHIELD WIPER MOTORS	5
ELECTRIC WINDSHIELD WIPER	5
WINDSHIELD WIPER MOTOR SWITCHES & SHAFTS	5
WINDSHIELD WIPER MOTOR & ARM COMPONENTS	5
WINDSHIELD WIPER TRANSMISSION COMPONENTS	5
WINDSHIELD WASHER PUMP & COMPONENTS	5
WINDSHIELD WASHER JARS, LIDS & KITS	5
ELECTRIC WINDSHIELD WIPER WASHER SWITCH ACTUATOR	6
WINDSHIELD WASHER VACUUM HOSES	6
WINDSHIELD WIPER MOTOR HARNESS	6

### INTERIOR SOFT PARTS

GLOVE BOXES & COMPONENTS	6
GLOVE BOX LOCK ASSEMBLIES	6
FIREWALL PADS & COMPONENTS	6
KICK PANELS	6
SUNVISORS & COMPONENTS	7
HEADLINER & COMPONENTS	7
CUT-AND-SEWN CARPET SETS	7
MOLDED CARPET SETS	8
BULK CARPET - BY YARD	8
CARPET FLOOR MATS	8
SOUND DEADENING	8
COMPLETE ACOUSTIC INSULATION KITS	8
SOUND DEADENING MATERIAL - SECTION KITS	8
DOOR WINDLACE, CORE & STOPS	8
DOOR WINDLACE TRIM KIT	8
DOOR WINDLACE & KICK PANEL RETAINERS	8
DOOR PANEL EMBLEMS, REFLECTORS & CARPET	8
DOOR PANEL BOARDS	8
DOOR PANEL WATER SHIELDS	8
DOOR PANEL EDGE METAL BAND	9
DOOR PANEL CLIPS & NAILS	9
ARM RESTS ASSEMBLIES, PADS & BASES	9
REAR QUARTER SIDE PANEL BOARDS - UNCOVERED	9
SEAT FOAM PADS & SPRINGS	9
SEAT SIDE SUPPORT SPRINGS	9
SEAT HOG RING COMPONENTS	9
SEAT BELTS - 2 & 3 POINT RETRACTABLE	10
SEAT BELT COMPONENTS	10
SEAT SMALL COMPONENTS & HARDWARE	10
PACKAGE TRAYS	10
CONVERTIBLE SEAT BACK PANEL	10
TRUNK DIVIDER FRONT PANELS	11
TRUNK COMPARTMENT SIDE & FRONT PANEL SETS	11

TRUNK LID INSULATION	11
TRUNK SIDE PANEL BOARD	11
TRUNK MATS	11
TRUNK MAT BULK MATERIAL	12
SPARE TIRE COVERS	12
JACK PACKS	12

### INTERIOR HARD PARTS

ASHTRAYS - REAR QUARTER ARM REST	12
SPEAKER GRILL NAME PLATES	12
INSTRUMENT PANEL GRILL NAME PLATES	12
WOOD DASH VENEER INSERTS	12
GEARSHIFT KNOBS	12
WINDSHIELD GARNISH MOLDINGS	12
GARNISH MOLDING ESCUTCHEONS -	12
WINDSHIELD INTERIOR, LOWER ESCUTCHEON	12
GARNISH MOLDING ESCUTCHEONS -	12
WINDSHIELD HEADER MOLDING ESCUTCHEON	12
GARNISH MOLDINGS - QUARTER PANEL UPPER INNER	12
GARNISH MOLDING CLIPS & BUMPERS	12
GARNISH MOLDING & TRIM GENERIC SCREWS	13
WITH STANDARD SIZE HEADS	13
GARNISH MOLDING & TRIM SCREW SET	13
DOOR SILL PLATES	13
DOOR LOCK PULLS	13
STATION WAGON CARGO COMPARTMENT SCREWS & LOOPS	13

### MIRRORS

INTERIOR REAR VIEW MIRRORS - DAY/NIGHT	13
INTERIOR REAR VIEW MIRRORS - STANDARD	13
EXTERIOR REAR VIEW MIRROR - REPLACEMENT	14
EXTERIOR REAR VIEW MIRROR - REPRODUCTION	14
EXTERIOR MIRROR ACCESSORIES, HARDWARE & PADS	14

### DOOR & WINDOW HANDLES

VENT WINDOW & FRAME LOCK HANDLES	14
DOOR & QUARTER WINDOW HANDLES	14
INTERIOR DOOR OPEN HANDLES	14
INTERIOR HANDLE ATTACHING PARTS & TOOLS	14
EXTERIOR DOOR HANDLES, BUTTONS & COMPONENTS	15
DOOR HINGES, HINGE PINS & HARDWARE	15
DOOR HARDWARE & COMPONENTS	15
DOOR LATCH MECHANISMS & STRIKERS	15
DOOR DOVETAIL BUMPERS, WEDGES & CAPS	16
DOOR LOCK HANDLE RETURN SPRINGS	16
DOOR LATCH/LOCK RODS & CLIPS	16
DOOR LOCKS ASSEMBLIES & RETAINERS	16

### GLASS

WINDSHIELD GLASS - ONE & TWO PIECE	16
WINDSHIELD CUSTOM RETROFIT GLASS	17
FRONT VENT WINDOW GLASS	17
FRONT DOOR GLASS	17
REAR DOOR VENT GLASS	17
REAR DOOR GLASS	17
REAR QUARTER VENT GLASS	18
REAR QUARTER GLASS	18
BACK WINDOW GLASS	18

### WINDOW ASSEMBLIES, FRAMES, SASHES

VENT WINDOW FRAMES & GLASS ASSEMBLIES	18
VENT WINDOW CAP & DIV POST SCALP MOLDINGS	19
DOOR WINDOW ASSEMBLIES & HARDWARE	19
DOOR ADJUSTMENT HARDWARE, PLUGS & SEALS	19
QUARTER WINDOW ASSEMBLIES & HARDWARE	19
QUARTER WINDOW LOWER GLASS LIMIT STOP	19
DOOR & QUARTER WINDOW ANTI-RATTLE ROLLER	19
DOOR & QUARTER WINDOW LIFT LIMIT STOPS & CAPS	20
MECHANICAL SIDE ROOF RAIL DOOR FLIPPER PARTS	20
DOOR WINDOW LOWER SASH CHANNELS	20

REAR SIDE WINDOW SASH CHANNELS	20
REAR QUARTER WINDOW LOWER TRACKS	20
REAR OF DOOR VERTICAL GLASS RUN CHANNEL	20
DOOR WINDOW RUN CHANNEL CARRIER	20
LIFTGATE COMPONENTS	20

### WINDOW REGULATOR & COMPONENTS

MANUAL VENT WINDOW REGULATORS	20
MANUAL DOOR WINDOW REGULATORS	20
MANUAL QUARTER WINDOW REGULATORS	20
WINDOW REGULATOR COMPONENTS	21
POWER WINDOW WIRE CONDUITS	21

### EXTERIOR EMBLEMS & ORNAMENTS

HOOD ORNAMENT INSERTS - DELUXE LUCITE	21
EMBLEMS, ORNAMENTS & LETTER SETS	21

### EXTERIOR WHEEL & HUBCAPS

HUBCAPS	22
HUBCAP FLIPPERS - CUSTOM DISC	22
WHEEL TRIM RINGS - STAINLESS STEEL	22

### EXTERIOR MOLDINGS

ROOF DRIP RAIL MOLDING	22
WINDSHIELD REVEAL MOLDINGS & JOINT ESCUTCHEONS	22
DOOR WINDOW REVEAL BELT LINE MOLDINGS	22
QUARTER WINDOW REVEAL BELT MOLDINGS	22
ROCKER PANEL MOLDINGS	22
BACK WINDOW REVEAL MOLDINGS & ESCUTCHEONS	22

### EXTERIOR MOLDING CLIPS & HARDWARE

WINDSHIELD REVEAL MOLDING CLIPS	22
ROOFRAIL MOLDING SCREWS	22
FENDER MOLDING NUTS CLIPS & HARDWARE	22
MOLDING & CLIP TOOLS	22
DOOR MOLDING CLIPS & SCREWS	22
BELT MOLDING TO PANEL BOLTS & SCREWS	23
QUARTER MOLDING CLIPS	23
DOOR/QUARTER WINDOW REVEAL MOLDING CLIPS	23
ROCKER PANEL MOLDING CLIPS	23
REAR WINDOW REVEAL MOLDING CLIPS & PLUGS	23

### UNIVERSAL CLIPS

TYPE 1 PUSH-IN CLIPS	23
TYPE 2-3 BUTTERFLY CLIPS	23
TYPE 4 STUD CLIPS	23
TYPE 5 STEEL BREAK-OFF CLIP	23
TYPE 6 PLASTIC BREAK-OFF CLIP	24
TYPE 7 SLIDING PLATE CLIP	24
TYPE 8 WIRE CLIPS	24
PLASTIC BATHTUB TYPE CLIPS	24

### LOCKS & KEYS

COMBINATION LOCK SETS - IGNITION, DOOR & TRUNK	24
- IGNITION & DOOR	24
- DOOR & TRUNK	24
- TRUNK & GLOVEBOX	24
GLOVE BOX LOCK ASSEMBLIES	24
DOOR LOCKS ASSEMBLIES	24
TRUNK LOCK ASSEMBLIES	24
LOCK KEYS & COMPONENTS	24

## BODY HARDWARE

BUMPER BOLTS & SHEET METAL PLUGS	24
BUMPER GUARD BULLETS, FRONT	25
BUMPER, BRACKETS & GRILL HARDWARE KITS	25
LICENSE PLATE BRACKETS, KITS & BUMPERS	25
BODY MOUNT KITS	25
BODY MOUNT BOLTS, CUSHIONS & SHIMS	25
BODY MOUNT WEBBING, WASHERS & NUTS	25

### SHEET METAL & BODY COMPONENTS

FUEL DOOR SPRINGS	25
FRONT END SHEET METAL HARDWARE KIT	25
FENDER SHIMS & NUTS	25
FRONT TOE BOARDS	25
FLOOR PANS	26
FLOOR BRACES	26
TRUNK FLOOR PANS	26
REAR SEAT FLOOR PAN & RISERS	26
TRUNK HINGES, SPRINGS, BOLTS, TORSION BARS & SLEEVE	26
TRUNK LATCH LOWER STRIKER PLATES & ALIGNMENT KIT	26
TRUNK LID LATCH, PLATE & SCREWS	26
TAILGATE & LIFTGATE COMPONENTS	26
SPARE TIRE ROD, NUTS, & BRACKET	27
FLOOR & TRUNK PAN PLUGS	27
CONVERTIBLE HEADER BOW & WINDSHIELD PILLAR	27
CONVERTIBLE QUARTER PANEL AREA	27
CONVERTIBLE TRUNK COMPONENTS	27
CONVERTIBLE TOP COMPARTMENT DRAIN TROUGH	27
CONVERTIBLE TOP MOTOR COVER & CYLINDER BRACES	27
A-PILLARS	27
B-PILLARS	27
DOOR SKINS & SHELLS	27
DOOR BOTTOM INNER PANEL	27
DOOR HANDLE PLATES & ACCESS HOLE COVERS	27
DOOR & QUARTER ACCESS HOLE COVER SETS	27
QUARTER REAR SIDE ACCESS HOLE COVERS	27
QUARTER PANEL	28
CUSTOM SAFARI WHEEL WELLS	28
STATION WAGON TAIL PAN & TAILGATE	28
REAR WINDOW	28
TRUNK LID	28
WIRING HARNESS SILL COVERS	28
RUNNING BOARDS	28
INNER & OUTER ROCKER PANELS	28
ROCKER PANEL END CAPS & BRACKETS	28

### CONVERTIBLE TOPS & BOOTS

CONVERTIBLE TOPS, PADS & CURTAINS	28
CONVERTIBLE TOP WELL	28
CONVERTIBLE TOP BOOTS	28

### CONVERTIBLE TOP COMPONENTS

CONVERTIBLE TOP HARNESS & CABLE	29
CONVERTIBLE TOP SWITCHES	29
CONVERTIBLE TOP BOOT SNAPS & SOCKETS	29
CONVERTIBLE TOP BOOT EYELETS, CAPS & STUDS	29
CONVERTIBLE TOP BOOT FASTENERS, TOOLS & CLIPS	29
CONVERTIBLE TOP HANDLES & COMPONENTS	29
HEADER STRIP/FRONT ROOF RAIL WEATHERSTRIP RETAINERS	29
CONVERTIBLE TOP GUIDE PINS	29
CONVERTIBLE PINCHWELD MOLDING CLIPS	29
CONVERTIBLE TOP FIREWALL PUMPS	29
HARD LINE & HOSE SETS	29
CONVERTIBLE TOP INSIDE OF TRUNK TACKIN STRIP SETS	29
TRUNK MOUNT MOTOR ASSEMBLIES & COMPONENTS	29
CONVERTIBLE TOP MOTOR HOSE SETS & RETAINER CLIPS	29
CONVERTIBLE TOP PUMP & CYLINDER GROMMETS & PLUGS	29
CONVERTIBLE TOP LIFT CYLINDERS & HARDWARE	30
CONVERTIBLE TOP HARDWARE & BOLT KITS	30
CONVERTIBLE TOP BOOT BAGS, STRAPS, SLIDERS & LOOPS	30



**ACCESSORIES**

**HEADLAMP VISORS & COVERS**

	
C5005	1940-54 Visor . . . . . 17.00/pr
C5005BD	1940-54 Visor . . . . . 24.00/pr
C5009	1940-57 Half Moon Cover . . . . . 10.00/pr
C767854RS	1940-57 Cat's Eye Covers . . . . . 14.00/pr

**BLUE DOTS & REFLECTORS**

CBLUEDOT	1926-54 Blue Dot, Requires Drilling Lens to Install . . . . . 8.00/pr
C985223A	1926-54 Amber with Wing Nut . . . . . 1.00/ea
C985223R	1926-54 Red with Wind Nut . . . . . 1.00/ea

**FOG LAMP SETS**

C985174CRS	1936-38 Lamp Set with Chrome Brackets . . . . . 415.00/set
C985174PRS	1936-38 Lamp Set with Gray Brackets . . . . . 415.00/set
C985444CRS	1939 Lamp Set with Chrome Brackets . . . . . 415.00/set
C985444PRS	1939 Lamp Set with Gray Brackets . . . . . 415.00/set
C926852CRS	1940 Lamp Set with Chrome Brackets . . . . . 415.00/set
C926852PRS	1940 Lamp Set with Gray Brackets . . . . . 415.00/set

**DOOR HANDLE GUARDS - STAINLESS**

	
C986886RS	1949-54 Guards . . . . . 20.00/pr
C987204RS	1955-56 Guards . . . . . 30.50/pr
C987505RS	1957 Guards . . . . . 37.00/pr
C987802RS	1958 Guards . . . . . 36.00/pr
C3756587RS	1959 Guards . . . . . 50.00/pr
C3769620RS	1960 Guards . . . . . 29.00/pr

**COAT HOOKS**

C4840719RS	1939-60 Except Convertibles . . . . . 14.00/pr
------------	--

**VANITY CLIP ON REAR VIEW MIRROR**

	
C983536R	1926-54 Round with Service Records . . . . . 20.00/ea
C985268R	1926-54 Rectangular GM Logo & Records, 8" x 4" . . . . . 55.00/ea
C984666R	1955-77 Rectangular Pontiac Script, 10" X 3 1/2" . . . . . 45.00/ea

**TRAFFIC LIGHT VIEWER**

C984826R	1949-57 Prism Traffic Light Viewer . . . . . 33.00/ea
C513076M	1949-57 Viewer Magnetic Chrome Base . . . . . 11.00/ea

**TISSUE DISPENSERS**

	
C988675RPS	1955-56 Dispenser with Decal & Tissue Box . . . . . 82.50/ea
C988888RPS	1957-60 Dispenser with Decal & Tissue Box . . . . . 82.50/ea

**FLOOR MATS**

	
C4674122RS	1955-57 Rubber Floor Mats, Black, Set of 4 . . . . . 240.00/set
C4674140RS	1955-57 Rubber Floor Mats, Blue, Set of 4 . . . . . 240.00/set
C4674119RS	1955-57 Rubber Floor Mats, Parchment, Set of 4 . . . . . 240.00/set
C4674142RS	1955-57 Rubber Floor Mats, Red, Set of 4 . . . . . 240.00/set

**RADIATOR OVERFLOW TANK**

	C985528RS	1937-54 Accessory Tank Hardware . . . . . 128.00/set
--	-----------	--

**WHEEL TRIM RINGS**

C1279680RS	1935-48 Stainless 16" Wheel, 4 Piece Set . . . . . 120.00/set
C986259RS	1949-56 Stainless 15" Wheel, 4 Piece Set . . . . . 112.00/set

**EXHAUST PIPE DEFLECTORS**

C982511R	1937-56 Fan Shaped Deflector, Chrome . . . . . 45.00/ea
C984943R	1926-56 Rocket Deflector, Chrome with Jewel . . . . . 27.00/ea
C984453R	1926-56 Rocket Deflector, Stainless with Jewel . . . . . 38.00/ea

**HARDWARE & TOOLS**

	
CDPTOOLS	Interior Panel & Trim Tool 4 Piece Kit . . . . . 18.00/kit
CTRIMTOOLS	Exterior Trim & Molding Tool 5 Piece Kit . . . . . 18.25/kit
C255	Upholstery Panel Nail Remover Tool . . . . . 4.50/ea
C4073728RS	Upholstery Hog Ring & Plier Kit . . . . . 13.00/ea
C4876466R	Upholstery Hog Ring Set of 50 . . . . . 5.00/set
C116466R	Upholstery #6 Washers Flush Style 10 Pack . . . . . 2.50/set
C143307R	Upholstery #8 Washers Flush Style 10 Pack . . . . . 2.50/set
C140259R	Upholstery #8 Washer Flanged Type 10 pack . . . . . 2.50/set
CB223	1926-48 Ferrule Installation Tool . . . . . 62.00/ea
C97804	1926-60 Plier Kit, 3 Pieces, Includes Brake Spring Pliers, Retaining Spring & Adjusting Spring Tools . . . . . 21.00/ea
C12592	1926-60 Glass Fuse Puller Tool, nylon . . . . . 8.15/ea
CD912	1949-58 Escutcheon Nut Removal Tool . . . . . 22.00/ea
C280143	1955-58 Lock Bezel Retainer Removal Tool . . . . . 15.00/ea
C239	1955-60 Windshield & Back Glass Reveal Removal . . . . . 25.75/ea
CJ125L	1958 Bathtub Type Molding Clip Installation Tool . . . . . 39.00/ea

**UNDERHOOD COMPONENTS**

For Underhood Electrical or Mechanical See the Electrical & Mechanical Sections.

			
C523728RS	1957-58 Springs . . . . . 34.00/pr	C534001RS	1959-60 Springs . . . . . 54.00/pr

**HOOD HINGE SPRINGS**

C523728RS	1957-58 Springs . . . . . 34.00/pr
C534001RS	1959-60 Springs . . . . . 54.00/pr

**HOOD RELEASE CABLES & CLIPS**

C509255R	1926-58 with Chrome T-Handle, 96" . . . . . 21.00/ea
C509255K	1926-58 with Chrome Round Knob, 72" . . . . . 14.00/ea
C509255B	1926-58 with Black Plastic Round Knob, 96" . . . . . 17.00/ea
C509255S	1926-58 Cable Brass Stop Set, with 1/4, 5/16, 3/8 Dia. . . . . 4.50/set

**HOOD INSULATOR PADS & RETAINERS**

Hood pads were originally black on top & bottom with yellow edge. Retainer Kits are shipped separately & are oversize for certain years.

\*\*When ordering please specify Yellow or Gray

C522377_	1956 Hood Pad . . . . . 48.00/ea
C523602_	1957 Hood Pad . . . . . 41.00/ea
C530409_	1958 Hood Pad . . . . . 41.00/ea
C533303_	1959 Hood Pad . . . . . 41.00/ea
C536338_	1960 Hood Pad . . . . . 44.00/ea
C522377_S	1956 Hood Pad & Retainer Kit . . . . . 61.40/kit
C523602_S	1957 Hood Pad & Retainer Kit . . . . . 60.40/kit
C530409_S	1958 Hood Pad & Retainer Kit . . . . . 60.40/kit
C522676RS	1956 Retainer Kit, 4 Clips, 4 Screws, & 2 Wires . . . . . 13.40/kit

C528178RS	1957-58 Retainer Kit, 4 Clips, 4 Screws, & 2 Wires . . . . . 19.40/kit
C535106RP	1960 Black Plastic Clip . . . . . 0.25/ea
C535106R	1960 Olive Steel Round Clip . . . . . 10.00/ea

**COWL TAG RIVETS**

C431822RS	1933-60 Cowl Tag Rivets, 2 Pairs Required . . . . . 9.00/pr
-----------	---

**WINDSHIELD WIPERS & WASHER**

**WINDSHIELD WIPER ARMS**

		
C491783RPS	1926-32 Arms, 7 1/2" Black Color . . . . . 10.00/pr	
C603047RPS	1933-35 Arms, 6 3/4" . . . . . 42.00/pr	
C1308233RPS	1937-38 Arms, 7 1/2" Nut Mount Type . . . . . 40.00/pr	
C1308233RPS	1939-40 Special & Quality 6 Arms, 7 1/2" Nut Mount . . . . . 40.00/pr	
C1312404RPS	1939-40 Deluxe, 8 1/2" Nut Mount Type . . . . . 38.00/pr	
C609563RS	1941-48 Arms, 9" . . . . . 32.00/pr	
C3692448RS	1949-54 Arms, 9" Hook On Style . . . . . 31.00/pr	
C3703494RS	1955-58 Arms, 12" Bayonet Style . . . . . 52.00/pr	
C4900369RS	1955-58 Arms, 12" Hook On Style . . . . . 30.00/pr	
C3756358RS	1959-60 Arms, 13" 1 Speed, Non-Overlap . . . . . 44.00/pr	



**WINDSHIELD WIPER BLADES**

Hook-style wiper blades have a post that the wiper arm hooks below, whereas bayonet-style blades have a socket for inserting the bayonet into the wiper arm.

C1394744RP	1926-48 Blade, 7 1/2" Hook-On style . . . . . 8.00/ea
C985459R	1926-48 Blade, 8 1/4" Hook-On style . . . . . 6.00/ea
C985429R	1926-48 Blade, 9" Hook-On style . . . . . 6.00/ea
C3733355R	1949-54 Blade, 11" Hook-On Style . . . . . 15.50/ea
C3779740RS	1955-58 Blades, 12" Bayonet Style . . . . . 48.00/pr
C521141RPS	1955-58 Blades, 12" Hook-On Style . . . . . 34.00/pr
C1181221RS	1957-58 Blades, 13" Bayonet Style with Red Dots . . . . . 48.00/pr
C3779741R	1959-60 Blade, 15 5/32" Anco Style . . . . . 15.00/ea

**REBUILT VACUUM WINDSHIELD WIPER MOTORS \$75 CORE CHARGE**

"ANCO" brand motors are not Rebuildable. Please inquire regarding rebuilding pre-1939 wiper motors.

	
CWM2858RB	1926-39 Rebuilt Motor . . . . . 160.00/ea
C4090450RB	1939 Special & Quality 6, Rebuilt Motor . . . . . 160.00/ea
C4101959RB	1940 Special & Quality 6, Rebuilt Motor . . . . . 160.00/ea
C4099337RB	1940 Deluxe, Rebuilt Motor . . . . . 160.00/ea
C4099338RB	1940 Torpedo 8, Rebuilt Motor . . . . . 160.00/ea
C4115264RB	1941 Deluxe, Rebuilt Motor . . . . . 160.00/ea
C4114222RB	1941 Streamliner, Rebuilt Motor . . . . . 160.00/ea
C4115087RB	1941 Custom, Rebuilt Motor . . . . . 160.00/ea
C4147618RB	1942-48 Rebuilt Motor . . . . . 160.00/ea
C4614184RB	1949-52 Rebuilt Motor . . . . . 160.00/ea
C4646191RB	1953-54 Rebuilt Motor . . . . . 160.00/ea
C4652032RB	1955-56 Rebuilt Motor . . . . . 160.00/ea
C524682RB	1957 Except Electric Wipers, Rebuilt Motor . . . . . 160.00/ea
C530190RB	1958 Rebuilt Motor . . . . . 160.00/ea

**ELECTRIC WINDSHIELD WIPER**

**MOTOR CONVERSION KITS - 12 VOLT**

These replacement Windshield Wiper Motors Sets attach to the stock mounting brackets stock wiper transmissions.

		
C924160T	1951 Jar, 2nd Type . . . . . 70.00/ea	
C3701438RS	1951 Jar Lid, 2nd Type . . . . . 75.00/ea	
C4904473R	1952-58 Jar, Except 1956 2 Quart Type . . . . . 70.00/ea	
	C522529R	1952-58 Jar Lid, Except 1956 with 2-3/4" ID Jar . . . . . 75.00/ea

C4082953RPS	1935-38 Conversion Kit, Specify Year & Model, 1937-38 Won't Work with Stock Radio . . . . . 295.00/set
C4090450RPS	1939-40 Conversion Kit, Specify Year & Model, Radio Central Location or By Glove Box . . . . . 295.00/set
C4115087RPS	1941 Conversion Kit, Specify Model . . . . . 295.00/set
C4147618RPS	1942-48 Conversion Kit, Specify Year, Model & Stock Radio . . . . . 290.00/set
C4614184RPS	1949-52 Conversion Kit, Specify Year & Model . . . . . 295.00/set
C4646191RPS	1953-54 Conversion Kit . . . . . 269.00/set
C4652032RPS	1953-57 Conversion Kit . . . . . 269.00/set
C530190RPS	1958 Conversion Kit . . . . . INQ/set
C5044453RPS	1959-60 Conversion Kit . . . . . INQ/set

**WINDSHIELD WIPER MOTOR SWITCHES & SHAFTS**

C924160T	1935-58 12V Two Speed Switch . . . . . 26.00/ea
C924160D	1935-58 12V Intermittent Delay Switch, Also Operates Windshield Washer Pump . . . . . 111.00/ea
C924160TS	1935-58 Two Speed Switch Shaft Extension, 1/4" Dia Shaft, Adapts Original Dash Knob & Bezel . . . . . 29.00/ea
C924160DS	1935-58 Intermittent Delay Switch Shaft Extension, 1/4" Diameter Shaft, Adapts Original Knob & Bezel . . . . . 29.00/ea
C4600961RP	1953-57 Stainless Steel Switch Finish Nut . . . . . 21.00/ea
C1998719R	1959-60 One Speed, with Washers . . . . . 47.00/ea
C533012R	1959-60 Switch Finish Nut . . . . . 10.00/ea

**WINDSHIELD WIPER MOTOR & ARM COMPONENTS**

C4065091R	1936-48 Link To Motor Retainer Spring & Clip, 2 1/8" Pin To Pin . . . . . 3.00/ea
C4570135R	1936-48 Link To Motor Retainer Spring & Clip, 2 3/4" Pin To Pin . . . . . 3.00/ea
C1295056RS	1937-40 Arm Retainer Nuts, For Nut-Mount Arms . . . . . 14.00/pr
C455654RS	1955-58 Arm Pivot Rivets . . . . . 3.50/pr

**WINDSHIELD WIPER TRANSMISSION COMPONENTS**

C4081917RS	1939 Special & Quality 6 Retainer Brackets . . . . . 32.50/pr
C4670400RS	1955-56 Transmission To Cowl Spacers . . . . . 32.00/pr
C121832RS	1955-58 Transmission To Motor Screws 4 Pieces . . . . . 0.75/set

**WINDSHIELD WIPER ESCUTCHEONS & PARTS**

For Windshield Wiper Pads see WINDSHIELD & WINDSHIELD WIPERS in the WEATHERSTRIPPING section

	
CD912	1949-58 Escutcheon Nut Removal Tool . . . . . 22.00/ea
C4636163RS	1953-58 Escutcheon Nuts Finish . . . . . 8.75/pr
C4636163RS	1957 Escutcheon Nuts Finish, Replacement . . . . . 8.75/pr
C4685699RS	1955-56 Escutcheons with Washer Nozzles & Nuts . . . . . 52.00/pr

**WINDSHIELD WASHER PUMP & COMPONENTS**

For Washer Decals see the DECALS & LITERATURE section

C14202RP	1935-58 12V Replacement Pump, Nozzles & Reservoir . . . . . 35.00/ea
C3699025RS	1955-58 Nozzles, Screw Into Base Of Escutcheons . . . . . 5.00/pr
C1050418R	1959-60 Reservoir Refill Bottle, Cap & Bracket . . . . . 39.00/set

**WINDSHIELD WASHER JARS & LIDS**

**FOR 4 3/4" ID WIDE MOUTH**

C3692419R	1951 Jar, 2nd Type . . . . . 70.00/ea
C522529R	1951 Jar Lid, 2nd Type . . . . . 75.00/ea
C3692419R	1952-58 Jar, Except 1956 2 Quart Type . . . . . 70.00/ea
C522529R	1952-58 Jar Lid, Except 1956 with 2-3/4" ID Jar . . . . . 75.00/ea

**WINDSHIELD WASHER REBUILD KITS**

	
C3701438RS	1949-58 Rebuilt Kit, with Lid-Mounted Pump . . . . . 80.00/set
C4904473R	1949-58 Spring, with Lid-Mounted Pump . . . . . 40.00/ea



**ELECTRIC WINDSHIELD WIPER WASHER SWITCH ACTUATOR**

C14201RP	1935-58 12V Replacement Underdash Pump Switch, Low/High Speed	46.00/ea
C5097911R	1955-56 Plastic Slide	10.00/ea
C5097911A	1955-56 Plastic with Screws	8.50/ea
C4902362R	1957 Plastic Slide	10.25/ea
C4902503R	1957 Plastic with Screws	15.00/set

**WINDSHIELD WASHER VACUUM HOSES**

C604041RP	1926-54 Hose, 1/8" ID	0.75/ft
C533989RP	1926-54 Hose, 3/16" ID	1.00/ft
C9432787RP	1926-54 Hose, 1/4" ID	1.00/ft

**WINDSHIELD WIPER MOTOR HARNESS**

C2972163R	1959 Single Speed Wipers with Dealer Install	32.00/ea
C2972162R	1959 Single Speed Wipers with Factory Install	44.00/ea
C2972164R	1959-60 Two Speed Wipers with Factory Install	50.00/ea
C2972161R	1959 Single Speed Wipers without Factory Install	38.00/ea
C2972165R	1959-60 Two Speed Wipers without Factory Install	44.00/ea
C2974874R	1960 Single Speed Wipers without Washer	38.00/ea
C2974875R	1960 Single Speed Wipers with Washer	44.00/ea

**INTERIOR SOFT PARTS**

**GLOVE BOXES**



C4045035R	1933-34 Glove Box	44.00/ea
C4058851R	1935 Glove Box	44.00/ea
C4066033R	1936 Glove Box	44.00/ea
C4074813R	1937 Glove Box, Verify Dimensions	44.00/ea
C4082973R	1938 Glove Box, Verify Dimensions	44.00/ea
C4097084R	1939 Glove Box, Deluxe	44.00/ea
C4089940R	1939 Glove Box, Special & Quality 6	44.00/ea
C4099293R	1940 Glove Box	44.00/ea
C4114970R	1941-48 Glove Box	44.00/ea
C4597016R	1949-52 Glove Box	44.00/ea
C4640792R	1953-54 Glove Box, without AC	44.00/ea
C4647049R	1954 Glove Box, with AC	44.00/ea
C4647948R	1955-56 Glove Box	44.00/ea
C4699492R	1957 Glove Box, without AC, Except Canadian	44.00/ea
C4713565R	1957 Glove Box, with AC, Except Canadian	44.00/ea
C5759742R	1957 Glove Box, Canadian Pontiac	44.00/ea
C530336R	1958 Glove Box	44.00/ea
C533508R	1959-60 Glove Box	44.00/ea

**GLOVE BOXES COMPONENTS**

C461615RS	1933-60 Box & Hinges Screw Set	5.00/set
C4626627R	1940-58 Striker Plate with Screws	12.00/ea
C515470RP	1933-54 6 Volt Universal Lamp Kit with Switch	15.00/kit
C523933RP	1955-60 12 Volt Universal Lamp Kit with Switch	13.00/kit
C989534W	1959-60 Light Switch Feed Wire	INQ/ea
C1304225R	1935-52 Door Bumper, 5/32" Thick, 5/16" Diameter	0.75/ea
C3693292R	1953-58 Door Bumper, 5/16" Diameter 1/4" Cone	1.00/ea
C4558911R	1935-58 Door Stop On Hinge Rubber Bumper	4.50/ea
C4081765R	1959-60 Door Stop On Hinge Rubber Bumper	1.00/ea
C4770699R	1955-58 Door Stop Grommet, On Dash, Not Original	5.50/ea
C4770699R	1959-60 Door Stop Grommet, Fits In Hole On Dash	5.50/ea
C4652124R	1959 Instrument Panel Speaker Bumper, Catalina & Starchief, 4 Required	1.00/ea

**GLOVE BOX LOCK ASSEMBLIES**

For Combination Lock Sets, see LOCKS & KEYS



C4818080R	1937-60 Tumbler & Key Only	23.50/set
C3732065R	1937-39; 1941-54 Case & Key Set	29.00/set
C4599106R	1941-54 Retainer Only	2.75/ea

C4818080RS	1955-58 Tumbler, Case & Key Set	50.00/set
C4615917R	1955-58 Case Only	20.00/ea
C4615980R	1955-58 Chrome Lock Bezel	10.00/ea
C280143	1955-58 Lock Bezel Retainer Removal Tool	15.00/ea
C4709555R	1959-60 Case & Key Set	26.00/set

**FIREWALL PADS & COMPONENTS**

Pads are formed as original from leather grained ABS, have sewn rubber bottom strips when correct, & are only available in black. If you plan on painting the Pad, specify without coating. Pads that are marked as INQ can be reproduced if you have a reasonably complete original.

\*\*Oversize Package. Inquire for shipping cost.



CP31307CR	1931 Model 307	236.90/ea
C494875R	1933 All Models	342.70/ea
C496261R	1934 All Models	342.70/ea
C499053R	1935-36 8 Cylinder	342.70/ea
C4084620ER	1937 6 Cylinder	342.70/ea
C4084620LR	1938 6 Cylinder	342.70/ea
C409247R	1939 Special & Quality 6	342.70/ea
C4092748R	1939 Deluxe 6	342.70/ea
C4105930R	1940 Special 6	342.70/ea
C4105930R	1940 Deluxe 6	342.70/ea
C4105927R	1940 Torpedo 8	342.70/ea
C4116191R	1941 Streamliner, No Cut Outs For Top Pump	342.70/ea
C4162584R	1942-48 Except 1948 Streamliner	342.70/ea
C4162729R	1948 Streamliner	342.70/ea
C4563394R	1949-52 No Cut Outs For Conv Top Pump	354.20/ea
C4615288R	1953-54 Except 1954 Sedan Delivery	354.20/ea
C466193R	1955-56 All Models	354.20/ea
C4698725R	1957 All Models	354.20/ea
C4730574R	1958 All Models	313.95/ea
C4787671R	1959-60 All Models	313.95/ea
C4698573M	1926-55 Metal Pad Clip	3.00/ea
C4698573P	1955-60 Plastic Pad Clip 1 1/4", 5/16" Diameter	0.75/ea
C280365	1955-60 Clip Installation Tool, For C4698573P	12.00/ea

**KICK PANELS**

Panels are manufactured from upholstery grade cardboard in a fawn color & must be dyed to match your interior. 1955-57 Kick Panels fit cars without Air Conditioning. For cars with Air Conditioning, trimming may be required.



C4075853RPS	1937 Panels, Abs Plastic	147.20/pr
C4105934RS	1940 Panels, Special 6	26.00/pr
C4134137RS	1942-48 Panels, Torpedo	26.00/pr
C4569888RS	1949-52 Panels	26.00/pr
C4619162RS	1953-54 Panels, Sedan & Wagon without AC	26.00/pr
C4620706RS	1953-54 Panels, 2Dr Hardtop & Convertible without AC	26.00/pr
C4686704RS	1955 Panels, without AC	26.00/pr
C4664684RS	1956 Panels, without AC	26.00/pr
C4699640RS	1957 Panels, without AC	26.00/pr
C4735169RS	1958 Panels, without AC	26.00/pr
C4747336RS	1958 Panels, with AC	26.00/pr
C4773551RS	1959 Panels, Except Wagon without AC	26.00/pr
C4773554RS	1959 Panels, Except Wagon with AC	26.00/pr
C4797937RS	1960 Panels, Ventura without AC & Catalina	26.00/pr
C4797937RS	1960 Panels, Starchief & Bonneville Except Wagon, without AC	26.00/pr
C4797907RS	1960 Panels, Starchief & Bonneville Except Wagon with AC	26.00/pr
C4739019RS	1959-60 Panel Vents, Nickel Plated	26.00/pr
C104449RS	1955-60 Panel Vent Split Rivets, Set Of 12	4.50/set

**SUNVISORS**

Specify color & material.



C4063636RS	1934-36 Sunvisors, Deluxe 8 Exc Convertible	342.50/pr
C4072186RS	1935-36 Sunvisors, A Styles Standard 6 Except Convertible	342.50/pr
C4079764RS	1937-38 Sunvisors, Sedan & Wagons	194.00/pr
C4104650RS	1939-40 Sunvisors, Sedan & Wagons	194.00/pr
C4160958RS	1941-48 Sunvisors, Sedan & Wagons	194.00/pr
C4564903RS	1950-52 Sunvisors, 2Dr Hardtop	194.00/pr
C4180936RS	1949-52 Sunvisors, Wagon	194.00/pr
C4185762RS	1949-52 Sunvisors, Convertible	194.00/pr
C4193122RS	1953-54 Sunvisors, 2Dr Hardtop	194.00/pr
C4178085RS	1953-54 Sunvisors, Convertible	194.00/pr
C4113901RS	1949-54 Sunvisors, Except Hardtop, Convertible or Wagon	194.00/pr
C4193282RS	1953-54 Sunvisors, Wagon	194.00/pr
C4214256RS	1955-58 Sunvisors, Closed Car & Wagons	194.00/pr
CSVC00137	1955-58 Sunvisors, Convertible Uncovered Sunvisors	55.00/pr
C4216024RS	1955-58 Sunvisors, Convertible	194.00/pr
CSVH00137	1955-58 Sunvisors, Closed Car & Wagon Uncovered Sunvisors	55.00/pr
C4289134RS	1959-60 Sunvisors, 2Dr & 4Dr Hardtop	194.00/pr
C4314282RS	1959-60 Sunvisors, Sedan & Wagon	194.00/pr
C4289137RS	1959-60 Sunvisors, Convertible	194.00/pr

**SUNVISORS COMPONENTS**



C2636RS	1926-36 Support Bracket Screw Kit	13.40/kit
C4076017RS	1937-40 Rod End Plugs Brown, Closed Cars & Wagon	10.00/pr
C5701R	1949-58 End Clip Set, 2 Corners & 2 Straight Clips	3.00/set
C4653567RS	1955-60 Bracket Mounting Screw Set, Convertible	4.50/set
C4559950RPS	1951-58 Support Rod Grommets, Convertible	3.00/pr
C4649655RS	1955-58 Support Hooks, Convertible	30.00/pr
C4650133RS	1955-57 Support Brackets, Convertible	100.00/pr
C4717492RS	1958-60 Support Brackets, Convertible	268.00/pr
C4650306RS	1955-58 Support Brackets, Sedan & Wagon	43.20/pr
C4790579RS	1959-60 Support Brackets, Sedan & Wagon	55.00/pr

**HEADLINERS & SUPPLIES**



When ordering your headliner, please specify year, model, style number (from your vehicle's firewall tag), color & type of fabric. At your request, we will send you color & fabric samples. All Headliners include additional bulk fabric for recovering your sunvisors or order factory quality sunvisors with your headliner & save 10%.

C1000HR	1933-34 Closed Cars	365.00/ea
C1100HR	1935-48 Closed Cars	365.00/ea
C1101HR	1949-52 Closed Cars Except Wagon & Delivery	365.00/ea
C1102HR	1949-52 Wagon & Delivery	400.00/ea
C1103HR	1953-54 Closed Cars Except Wagon & Delivery	365.00/ea
C1104HR	1953-54 Wagon & Delivery	400.00/ea

C1207HR	1955-58 Chieftain & Superchief, 2Dr Hardtop	345.00/ea
C1204HR	1955-58 2Dr & 4Dr Sedan	345.00/ea
C1205HR	1955-58 Wagon & Delivery	345.00/ea
C1206HR	1955-58 Starchief & Bonneville 2Dr Hardtop with Chrome Bows	345.00/ea
C1208HR	1956-58 Starchief 4Dr Hardtop with Chrome Bows	345.00/ea
C1209HR	1956-58 Chieftain & Superchief 4Dr Hardtop	345.00/ea
C4290124R	1959 2Dr Hardtop 4 Bow	135.00/ea
C4327392R	1960 2Dr Hardtop 4 Bow	135.00/ea
C4298023R	1959-60 Catalina & Starchief 2Dr Sedan 7 Bow	345.00/ea
C4298024R	1959-60 4Dr Sedan 7 Bow	345.00/ea
C4290328R	1959 4Dr Hardtop	345.00/ea
C4313004R	1960 4Dr Hardtop	345.00/ea
C4289332R	1959-60 Wagon	345.00/ea

**HEADLINER COMPONENTS**

C4569074RP	1926-60 Strap Recover Service, Must Send Originals INQ/pr	
C4095508R	1926-50 Strap Escutcheon Tips with Screws	16.00/ea
C7672	1926-60 Installation Tool, T-Shaped, For Tucking	12.65/ea
C4060950RP	1926-60 Bulk Tack Rail Pad, Plastic Replacement Material, 1/8"X1/2"	4.50/yard
C4067509RP	1926-60 Bulk Tack Rail Pad, Plastic Replacement Material, 3/16"X5/8"	4.75/yard
CUNI925	1926-60 Insulation Material, 36" X 44"	29.00/ea
C4064357R	1935-36 Retainer Clip	2.00/ea
C4061836RPS	1935-60 Universal Bow Set of 10, Straight Rods Cut To Size & Forming	200.00/set
C4061837RP	1935-60 Universal Bow Support Bracket	14.00/ea
C4662975RS	1955-57 Bow Set of 3, Chieftain 2Dr Hardtop	180.00/set
C4684575RS	1955-57 Chrome Bow Set of 3, Starchief 2Dr HT	500.00/set
C4658472RS	1955-57 Chrome Bow Set of 7, Custom Safari	1,150.00/set

**CUT-AND-SEWN CARPET SETS - SPECIFY COLOR**

80/20 Carpet is woven from a yarn of two material types. The combination result in a very tight curly loop which is resistant to wear. 80/20 carpet was used in Pontiac starting in 1957 & continued into the 70's. Nylon Loop Carpet is woven from nylon yarn in a single loop pattern. The carpet is not as dense or deluxe in appearance as 80/20. Nylon cut pile is a plush single vertical strand carpet. It is used in pre 1955 Pontiac as a replacement for Wilton Wool which was the original fabric.

Carpets are cut & sewn like the originals and come with heel pads & jute padding. Three additional yards of material are required for all Wagons. Pontiac carpet materials vary by year. Generally, 1955-1956 had Daytona Weave, 1957-1960 had 80/20 loop, except for the 1958 Bonneville, some Starchief, & various 1959-60 models, which had Trinidad. All Daytona & Trinidad type carpet has been discontinued. Inquire regarding ordering Wagon cargo area carpet.

\*For Bucket Seats Order Molded Carpet.

C514076N	1949-52 80/20 Loop, Exc 2Dr Hardtop & Conv	365.00/ea
C514076P	1949-52 Nylon Cut Pile, Exc 2Dr Hardtop & Conv	365.00/ea
C514076W	1949-52 Wilton Wool, Exc 2Dr Hardtop & Conv	INQ/ea
C4566551N	1949-52 80/20 Loop, Convertible	365.00/ea
C4566551P	1949-52 Nylon Cut Pile, Convertible	365.00/ea
C4566551W	1949-52 Wilton Wool, Convertible	INQ/ea
C4583485N	1950-52 80/20 Loop, 2Dr Hardtop	365.00/ea
C4583485P	1950-52 Nylon Cut Pile, 2Dr Hardtop	365.00/ea
C4583485W	1950-52 Wilton Wool, 2Dr Hardtop	INQ/ea
C4620228N	1953-54 80/20 Loop, 2Dr Hardtop & Convertible	365.00/ea
C4620228P	1953-54 Nylon Cut Pile, 2Dr Hardtop & Convertible	365.00/ea
C4620228W	1953-54 Wilton Wool, 2Dr Hardtop & Convertible	INQ/ea
C4618878N	1953-54 80/20 Loop, Exc 2Dr Hardtop & Conv	365.00/ea
C4618878P	1953-54 Nylon Cut Pile, Exc 2Dr Hardtop & Conv	365.00/ea
C4618878W	1953-54 Wilton Wool, Exc 2Dr Hardtop & Conv	INQ/ea
C4699041X	1955-57 80/20 Loop, Convertible & 2Dr Exc Safari	365.00/ea
C4699041P	1955-57 Nylon Cut Pile, Convertible & 2Dr Exc Safari	365.00/ea
C4699042X	1955-57 80/20 Loop, 4 Door	365.00/ea
C4699042P	1955-57 Nylon Cut Pile, 4 Door	365.00/ea
C4699042X	1955-57 80/20 Loop, Wagon Order Bulk 4 Yds For Cargo Area	365.00/ea
C4699042P	1955-57 Nylon Cut Pile, Wagons Order Bulk 4 Yds For Cargo Area	365.00/ea
C4699048X	1955-57 80/20 Loop, Custom Safari Order Bulk 4 Yds For Cargo Area	365.00/ea



C4699048P	1955-57 Nylon Cut Pile, Custom Safari Passenger Area Only . . . . .	365.00/ea
C4676992X	1955-57 80/20 Loop, 4 Door . . . . .	365.00/ea
C4676992P	1956-57 Nylon Cut Pile, 4Dr Hardtop . . . . .	365.00/ea
C4732633X	1958 80/20 Loop, 2 Door . . . . .	365.00/ea
C4732633P	1958 Nylon Cut Pile, 2 Door . . . . .	365.00/ea
C4732635X	1958 80/20 Loop, 4 Door . . . . .	365.00/ea
C4732635P	1958 Nylon Cut Pile, 4 Door . . . . .	365.00/ea
C4732635X	1958 80/20 Loop, Wagon	
	Order Bulk 4 Yds For Cargo Area . . . . .	365.00/ea
C4732635P	1958 Nylon Cut Pile, Wagons	
	Order Bulk 4 Yds For Cargo Area . . . . .	365.00/ea
C4763748X	1959-60 80/20 Loop, 2 Door . . . . .	365.00/ea
C4763748P	1959-60 Nylon Cut Pile, 2 Door . . . . .	365.00/ea
C4763754X	1959-60 80/20 Loop, 4 Door . . . . .	365.00/ea
C4763754P	1959-60 Nylon Cut Pile, 4 Door . . . . .	365.00/ea
C4763754X	1959-60 80/20 Loop, Wagon	
	Order Bulk 4 Yds For Cargo Area . . . . .	365.00/ea
C4763754P	1959-60 Nylon Cut Pile, Wagons	
	Order Bulk 4 Yds For Cargo Area . . . . .	365.00/ea

**MOLDED CARPET SETS**



C4618878MX	1949-54 80/20 Loop . . . . .	299.00/ea
C4618878MP	1949-54 Nylon Cut Pile. . . . .	299.00/ea
C4699048MX	1955-56 80/20 Loop . . . . .	299.00/ea
C4699048MP	1955-56 Nylon Cut Pile. . . . .	299.00/ea
C4732633MX	1957-58 80/20 Loop . . . . .	299.00/ea
C4732633MP	1957-58 Nylon Cut Pile. . . . .	299.00/ea
C4763748MX	1959-60 80/20 Loop . . . . .	299.00/ea
C4763748MP	1959-60 Nylon Cut Pile. . . . .	299.00/ea

**BULK CARPET - BY YARD**

CBUWWIR	1949-54 Bulk Wilton . . . . .	INQ/yd
CBU8020	1957-60 80/20 Loop, Bulk 40" Wide . . . . .	45.00/yd
CBUNYP	1926-60 Nylon Cut Pile, Bulk 44" Wide . . . . .	45.00/yd
C121126RP	1926-60 Felt Carpet Pad 1/4" Black, 72" Wide . . . . .	11.00/yd
CU1300J	1926-60 Universal Jute Padding, 3' X 6' Sheet . . . . .	25.75/ea
CBUSDM	1926-60 Universal Foil-Backed Jute Insulation & Heat Shield Material, 4' X 6' . . . . .	30.50/ea

**CARPET FLOOR MATS**

Inquire for price & availability . Pontiac Indian Logo can be added to Mat for an additional fee.

CMLOOP	1926-60 80/20 Loop Carpet Set of 4 . . . . .	INQ/set
CMPILE	1926-60 Nylon Cut Pile Carpet Set of 4 . . . . .	INQ/set
CMWWW	1926-60 Wilton Wool Carpet Set of 4 . . . . .	INQ/set

**SOUND DEADENING COMPLETE ACOUSTIC INSULATION KITS**

Universal Acoustishield kits include sufficient material to sound dampen and insulate the following areas in an average car: Passenger Cabin Floor, Trunk Area, Body Panels, including cowl, rear body, package tray & seat divider, Doors (2 or 4 ), Roof (Standard or Deluxe).

Each kit includes spray adhesive, aluminum seam tape & illustrated "How To" installation instructions.

CASU-CVAK-2	1926-60 Universal 2Dr Convertible Kit. . . . .	850.00/kit
CASU-CVAK-4	1937-38 Universal 4Dr Convertible Kit. . . . .	920.00/kit
CASU-DCAK	1926-60 Universal Coupe Deluxe Kit . . . . .	1,090.00/kit
CASU-DSAK	1926-60 Universal Sedan Deluxe Kit . . . . .	1,160.00/kit
CASU-SWAK	1937-60 Universal Wagon Kit . . . . .	1,360.00/kit

**SOUND DEADENING MATERIAL - SECTION KITS**

Most Kits come with self-adhesive Dynamat Xtreme Damper, heat shield, spray adhesive, foil tape, and illustrated instructions.

CASU-RDB	1926-60 Roof Panel Kit . . . . .	169.00/kit
CASU-DRDBA	1926-60 Deluxe Roof Panel Kit	
	Includes Acoustic Absorber Material . . . . .	253.00/kit
CAS-BPDA	1926-60 Body Panel Kit . . . . .	135.00/kit
CASU-DSD-2	1926-60 2Dr Side Panel Damper Kit. . . . .	60.00/kit
CASU-DSD-4	1926-60 4Dr Side Panel Damper Kit. . . . .	117.00/kit
CASU-FDB	1926-60 Floor Panel Kit . . . . .	253.00/kit
CASU-TDB	1926-60 Trunk Floor Kit . . . . .	169.00/kit

**DOOR WINDLACE, CORE & STOPS**



CWINDLACECLO	1926-60 Cloth Windlace, Also Used To Seal 1926-34 Doors, 1926-48 Tailgate Specify Color. . . . .	22.00/yd
CWIREON	1926-60 Cloth Wire-On Windlace, Also Used For 1926-48 Tailgate, Specify Color . . . . .	25.00/yd
C4200980RS	1949-58 Hardtop & Convertible Windlace End Stops . . . . .	8.50/pr
C4200980C	1955-57 Windlace Core with End Stops, Cover with Your Fabric . . . . .	23.00/pr
C4200980B	1926-60 Bulk Windlace Core, 25' Roll 1/2" Diameter Latex Foam without End Stops, Cover with Your Fabric. . . . .	20.00/ea

**DOOR WINDLACE TRIM KIT**

Enough Windlace & wire-on for complete interior, specify color

CKITA	1935-48 Coupes & Sedans, Cloth Specify Color . . . . .	165.00/kit
CVKITA	1935-48 Coupes & Sedans, Vinyl Specify Color . . . . .	160.00/kit

**DOOR WINDLACE & KICK PANEL RETAINERS**



C4709886RS	1955-57 Retainers . . . . .	320.00/pr
C4684557RS	1955-57 Floor Bracket, L-Shaped, Right or Left. . . . .	INQ/ea

**DOOR PANEL EMBLEMS, REFLECTORS & CARPET**



C4759851R	1959 Bonneville & Starchief Door Trim Pad Emblem . . . . .	32.50/ea
C4759998R	1959 Bonneville Door Panel Reflector Assemblies . . . . .	43.00/pr
C4313149C	1960 Bonneville 2Dr Hardtop & Convertible Door Panel Carpet Set with Edging, Specify Color & Carpet Type . . . . .	85.00/pr

**DOOR PANEL BOARDS**

These are the raw cardboard panels to be covered with your upholstery.\* Any set can be ordered without Cut Outs

Oversize Package. Inquire for shipping cost.

CPONDBD400	1955-57 2Dr Hardtop & Convertible . . . . .	38.00/pr
CPONDBD415	1955-57 2Dr Sedan & Custom Safari . . . . .	56.00/pr
CPONDBD430	1955-57 4Dr Sedan Front & Rear 4 Piece Set . . . . .	108.00/set
CVYDBD260	1956-57 4Dr Hardtop Front & Rear 4 Piece Set. . . . .	56.00/set
CPONDBD460	1958 Bonneville 2Dr Hardtop & Convertible. . . . .	75.00/pr
CVY729	1958 2Dr Hardtop Except Bonneville . . . . .	75.00/pr
CPONDBD475	1958 2Dr Sedan . . . . .	49.00/pr
CPONDBD490	1958 4Dr Sedan Front & Rear 4 Piece Set . . . . .	108.00/set
CPONDBD510	1959-60 2Dr Hardtop & Convertible . . . . .	35.00/pr
CPONDBD530	1959-60 4Dr Sedan Front & Rear 4 Piece Set . . . . .	86.00/set
CPONDBD540	1959-60 4Dr Wagon Front & Rear 4 Piece Set . . . . .	108.00/set

**DOOR PANEL WATER SHIELDS**

CPONWTP450	1958 Convertibles & Bonneville 2Dr Hardtop, Mylar . . . . .	26.00/pr
CPONWTR450	1958 Convertibles & Bonneville 2Dr Hardtop, Paper. . . . .	30.00/pr
CPONWTP460	1959-60 2Dr Hardtop & Convertible, Paper . . . . .	26.00/pr
CPONWTR460	1959-60 2Dr Hardtop & Convertible, Mylar . . . . .	30.00/pr

**DOOR PANEL EDGE METAL BAND - SETS INCLUDE NAILS**



C3716368RS	1955-57 2Dr Hardtop & Convertible 6 Piece Set . . . . .	160.00/set
C3716319RS	1955-57 2Dr Sedan, 2Dr SW & Safari 8 Piece Set . . . . .	140.00/set
C4691517RS	1955-57 4Dr Sedan & SW Door 11 Piece Set. . . . .	190.00/set
C4748397RS	1956-57 4Dr Hardtop 12 Piece Set . . . . .	178.00/set
C4724658R	1937-60 32" Smooth Straight Section, No Teeth . . . . .	42.00/pr

**DOOR PANEL CLIPS & NAILS**

C4081772RS	1937-60 Panel To Door Attachment Nail Set of 20 . . . . .	15.00/set
C4114875RP	1955-60 Upholstery Trim Fastener, 4Dr Center Post Trim Clip 10 Piece Set . . . . .	5.00/set

**ARM RESTS ASSEMBLY - WITH BASE PAD & INSERT**



C3701080RP	1937-48 Uncovered Armrest Pads. . . . .	50.00/pr
C3684360RS	1937-48 Black with Base, Pad & Metal Insert . . . . .	90.00/pr
C3712330RS	1937-48 Brown with Base, Pad & Metal Insert . . . . .	90.00/pr
C3701056RS	1937-48 Gray with Base, Pad & Metal Insert . . . . .	90.00/pr
C986154RS	1937-48 Maroon with Base, Pad & Metal Insert. . . . .	90.00/pr
<u>Following Arm Rest fit All except Wagon, Sedan Delivery or Convertible. Set does one armrest and includes the mounting bracket &amp; rubber pad.</u>		
C4171643RS	1949-50 Unupholstered Front or Rear Door. . . . .	65.00/set
C4171627RS	1949-50 Brown Front or Rear Door . . . . .	105.00/set
C4173921RS	1949-50 Gray Front or Rear Door . . . . .	105.00/set
C4174885RS	1949-50 Black Front or Rear Door. . . . .	105.00/set
<u>Following 53-56 Arm Rest fits 1953-54 All except "Super Deluxe" or "Custom" Catalina or Sedan (37SD, 69WSD); 1955 All Convertible; 1955-56 All Chieftain; 1955-56 Station Wagon except Safari.</u>		
C4214246RS	1953-56 Black with Molding, Front or Rear Door . . . . .	80.00/pr
C4192985RS	1953-56 Beige with Molding, Front or Rear Door . . . . .	84.00/pr
C4636027R	1953-56 Pull Cap Only . . . . .	23.00/ea
C4247137RS	1954-57 2Dr Sedan Rear Door, with Ashtrays . . . . .	140.00/pr

**ARM REST PADS**



C4395225RS	1960 Front, Black. . . . .	60.00/pr
C4361479RS	1960 Front, Saddle . . . . .	60.00/pr
C4361480RS	1960 Front, Light Blue . . . . .	60.00/pr
C4395227RS	1960 Front, Red . . . . .	60.00/pr
C4395226RS	1960 Front, White . . . . .	60.00/pr
C4395221RS	1960 Front, Aqua . . . . .	60.00/pr
C4395224RS	1960 Front, Bright Red . . . . .	60.00/pr
C4353398RS	1960 Front, Dark Blue . . . . .	60.00/pr
C4353401RS	1960 Front, Dark Fawn. . . . .	60.00/pr
C4289626RS	1960 Front, Silver. . . . .	60.00/pr
C4358454RS	1960 Front, Light Fawn. . . . .	60.00/pr
C4395279RS	1960 Rear 2dr Sedan, Black . . . . .	56.00/pr
C4395267RS	1960 Rear 2dr Sedan, Light Blue . . . . .	56.00/pr
C4395283RS	1960 Rear 2dr Sedan, Red . . . . .	56.00/pr
C4353437RS	1960 Rear 2dr Sedan, Saddle . . . . .	56.00/pr
C4395281RS	1960 Rear 2dr Sedan, White. . . . .	56.00/pr
C4395279RS	1960 Rear 4dr, Black . . . . .	56.00/pr
C4395267RS	1960 Rear 4dr, Light Blue . . . . .	56.00/pr
C4395283RS	1960 Rear 4dr, Red . . . . .	56.00/pr
C4353437RS	1960 Rear 4dr, Saddle . . . . .	56.00/pr
C4395281RS	1960 Rear 4dr, White. . . . .	56.00/pr

**ARM RESTS BASES**

C3684383RS	1937-48 Base Metal Inserts Only . . . . .	30.00/pr
C3684360BR	1937-48 Plastic, Black . . . . .	60.00/pr
C3712330BR	1937-48 Plastic, Brown. . . . .	60.00/pr
C4473130RS	1960 Except Brougham, Front Chrome . . . . .	40.00/pr
C4782299RS	1960 Except Brougham, Rear Chrome . . . . .	40.00/pr

**REAR QUARTER SIDE PANEL BOARDS - UNCOVERED**

These are the raw cardboard panels to be covered with your upholstery. \* Any set can be ordered without Cut Outs.

Oversize Package. Inquire for shipping cost.

CPONDBD410	1955-56 Convertible . . . . .	32.00/pr
CPONDBD440	1957 Convertible . . . . .	30.00/pr
CPONDBD405	1955-57 2Dr Hardtop. . . . .	30.00/pr
CPONDBD420	1955-57 2Dr Sedan . . . . .	47.00/pr
CVYDBD245	1955-57 Custom Safari without Cutouts. . . . .	47.00/pr
CPONDBD422	1955-57 Custom Safari Cargo Side . . . . .	47.00/pr
CPONDBD465	1958 Bonneville 2Dr Hardtop . . . . .	35.00/pr
CVY739	1958 2Dr Hardtop Except Bonneville . . . . .	35.00/pr
CPONDBD480	1958 2Dr Sedan . . . . .	47.00/pr
CPONDBD470	1958 Convertible 4 Piece Set . . . . .	35.00/set
CPONDBD515	1959-60 2Dr Hardtop. . . . .	34.00/pr
CPONDBD520	1959-60 Convertible . . . . .	30.00/pr
CPONDBD525	1959-60 2Dr Sedan . . . . .	44.00/pr

**SEAT FOAM PADS**



The Seat Back & Bottom pad is included in these sets. We recommend professional installation of these items.

Oversize Package. Inquire for shipping cost.

C4705061RP	1955-57 2Dr Front Bench . . . . .	INQ/set
C4705062RP	1955-57 4Dr Front Bench . . . . .	INQ/set
C4641186RP	1955-57 Convertible Rear Bench . . . . .	INQ/set
C4652738RP	1955-57 2Dr Hardtop Rear Bench. . . . .	INQ/set
C4653173RP	1955-57 2Dr Sedan Rear Bench. . . . .	INQ/set
C4653177RP	1955-57 4Dr Sedan Rear Bench. . . . .	INQ/set
C4671422RP	1955-57 Wagon Rear Bench. . . . .	INQ/set
C4726361RP	1958 Front Split Bench . . . . .	INQ/set
C4759826RP	1959-60 All 2Dr Front Split Bench . . . . .	INQ/set
C4778988RP	1958-60 Front Solid Bench . . . . .	INQ/set
C4757120RP	1959-60 2Dr Hardtop Rear . . . . .	INQ/set
C4080364RP	1955-60 Rear Seat Padding Kit, Cotton Pad & Burlap INQ/set	

**SEAT SPRING ASSEMBLIES**

For 50-50 style split front bench seats. Oversize Package. Inquire for shipping cost.

C4241528RP	1955-56 2Dr Bench Seat Back & Bottom . . . . .	INQ/ea
C4700348RP	1957 2Dr Bench Seat Back & Bottom . . . . .	INQ/ea
C4714312RP	1955-57 2Dr Bench Seat Bottom, Front. . . . .	INQ/ea
C4688142L	1956-57 9 Passenger Wagon Third Row Seat Bottom . . . . .	INQ/ea
C4688142U	1956-57 9 Passenger Wagon Third Row Seat Back. . . . .	INQ/ea
C4700728RP	1955-57 Convertible Rear Bench with Metal Frame & All Springs . . . . .	INQ/ea

**SEAT SIDE SUPPORT SPRINGS**

**FOR FRONT BENCH, DOES ONE SIDE**

C4562491L	1958-60 with Clips For Both Sides. . . . .	47.00/ea
-----------	--	----------

**SEAT HOG RING COMPONENTS**

C4073728RS	Hog Ring & Plier Kit . . . . .	20.00/ea
C4876466R	Hog Ring Set of 50 . . . . .	5.00/set



**SEAT BELTS**



These are polished chrome buckle aircraft-style lap seat belts. 2 Point non-retractable. Correct look for 50's & 60's cars. Belts are sold as one-per-person sets. 75" Belts used for front seats & 60" Belts for the rear. Specify length & color when ordering. Mounting Kit Included.

**Aqua -- Black -- Blue -- Powder Blue -- Royal Blue -- Bright Blue -- Dark Blue -- Brown -- Burgundy -- Charcoal -- Copper Gray -- Green -- Dark Green -- Ivory -- Maroon -- Orange -- Red -- Bright Red -- Dark Red -- Sand -- Silver -- Turquoise -- White -- Yellow**

CPE5060\_ 1926-60 Belt 60", Specify Color . . . . . 29.00/set  
 CPE5072\_ 1926-60 Belt 75", Specify Color . . . . . 29.00/set

**SEAT BELTS - 2 & 3 POINT RETRACTABLE**

Specify color when ordering. Hardware Included.

**3 Point Colors: Black -- Blue -- Dark Blue -- Powder Blue - Burgudy Gray -- Green -- Red -- Sand -- White**

**2 Point Colors: Black -- Sand**

CWSCH300\_ 1926-60 3-Point Retractable, Lap & Shoulder Harness Type . . . . . 105.00/set  
 CHL800 1926-60 2-Point Retractable . . . . . 82.00/set

**SEAT BELT COMPONENTS**

CRB-XTNDB 1926-60 Lap Belt Extension 12", Black . . . . . 23.00/ea  
 CRB-XTNDR 1926-60 Lap Belt Extension 12", Red . . . . . 23.00/ea  
 C3PTUHK 1926-60 3-Point Belt Universal Installation Hardware Kit Does Two Belts . . . . . 43.00/set  
 CLAPHDWR 1926-60 Hardware Kit . . . . . 3.00/set  
 C4858968RP 1926-60 L-Bracket, To Floor or Seat Frame 2 Required Per Belt . . . . . 5.00/ea  
 C3883491RP 1926-60 Floor Anchor Plate . . . . . INQ/ea  
 C986068RS 1926-60 Retractors . . . . . 25.50/pr  
 C4496146RP 1955-57 2Dr Hardtop Shoulder Harness Roof Bracket Left or Right. . . . . 26.00/ea

**SEAT SMALL COMPONENTS & HARDWARE**



C4102041S 1924-31 Square Fisher Tag, Chrome & Black . . . . . 13.50/ea  
 C4102041BR 1932-40 Oval Fisher Tag, Chrome & Black . . . . . 9.50/ea  
 C4102041CR 1932-40 Oval Fisher Tag, Chrome & Cream . . . . . 9.50/ea  
 C4116759R 1941-54 Oval Fisher Tag, Chrome & Black . . . . . 8.00/ea  
 C4591925R 1949-52 Seat Adjuster Knob, Except Metal Wagon 32.00/ea  
 C4619984R 1953 Seat Adjuster Knob, Except Delivery . . . . . 19.00/ea  
 C4619984R 1954-57 Seat Adjuster Knob Except Convertible or Power Seat. . . . . 19.00/ea  
 C4591925R 1958-60 Seat Adjuster Knob, with Manual Seat. . . . . 32.00/ea  
 C4650078RS 1955-57 Safari & Wagon Folding Seat Back Latch Covers, Chrome . . . . . INQ/pr  
 C4685641RS 1955-57 Safari & Wagon Folding Seat Back Latch & Covers, Chrome . . . . . 76.00/set  
 C4605339RS 1953-57 Bench Seat Floor Mounting Clips, Exc Delivery 20.00/pr

**SEAT BUMPERS & STOPS**

C4076212RS 1937-39 Mount Seat Bumpers Screw Mount 2 Dr & Coupes . . . . . 99.00/pr  
 C4125399BL 1939-48 Front Seat Back Side Bumpers Black Two Prong, 2 Dr & Coupes . . . . . 65.00/pr  
 C4125399BR 1939-48 Front Seat Back Side Bumpers Brown Two Prong, 2 Dr & Coupes. . . . . 70.00/pr  
 C4580720R 1939-52 Front Seat Back Bumper w/ Single Screw 10.00/ea  
 C4637788RP 1939-57 Front Seat Bumpers Steel Back Round 4 Piece Set . . . . . 10.40/set

C4637788R 1953-57 Front Seat Back Upper Bumper . . . . . 13.00/ea  
 C4646163RP 1954-56 Front Seat Back Lower Bumpers Oval 4 Piece Set . . . . . 13.40/set  
 C4646163R 1954-57 Front Seat Back Lower Bumper Rectangular, Double Screw . . . . . 10.00/ea  
 C4663538RS 1955-57 Rear Seat Back Latch Bumpers Wagon & Safari . . . . . 3.95/pr  
 C4602561RS 1953-57 Rear Folding Cushion Bumpers Wagon & Safari 4 Piece Set . . . . . 20.00/set  
 C4687558RS 1957 Center Seat Side Panel Bumpers Custom Safari . . . . . 3.00/pr  
 C4721222R 1958 Rear Floor Seat Back Support Bumper 4Dr Wagon . . . . . 1.25/ea  
 C4756065R 1958 Seat Back Bumper, Replacement . . . . . 20.00/ea  
 C4756065R 1959-1960 Seat Back Bumper, Reproduction. . . . . 20.00/ea

**PACKAGE TRAYS**

Package trays fit between the rear seat & the rear window. Trays are sold in tan & must be dyed to match your interior. If you don't see your model, please inquire. Jute Padding insulation goes between the package tray & the body bracing. It reduces noise from the trunk area.

**Oversize Package. Inquire for shipping cost.**

C4103172R 1940 Special 6 2Dr & 4Dr Touring Sedan . . . . . 44.00/ea  
 C4103172J 1940 Special 6 2Dr & 4Dr Touring Sedan Jute . . . . . 22.00/ea  
 C4133786R 1941-48 Torpedo Sport Coupe . . . . . 44.00/ea  
 C4133786J 1941-48 Torpedo Sport Coupe Jute Insulation . . . . . 22.00/ea  
 C4134348R 1942-48 Torpedo Sedan Coupe . . . . . 44.00/ea  
 C4134348J 1942-48 Torpedo Sedan Coupe Jute Insulation. . . . . 22.00/ea  
 C4170859R 1949-52 Chieftain 2Dr & 4Dr Sedan . . . . . 44.00/ea  
 C4170859J 1949-52 Chieftain 2Dr & 4Dr Sedan Jute Insulation 22.00/ea  
 C4170960R 1949-52 Chieftain Sedan Coupe . . . . . 44.00/ea  
 C4170960J 1949-52 Chieftain Sedan Coupe Jute Insulation . . . . . 22.00/ea  
 C4192613R 1953-54 Chieftain 2Dr Hardtop . . . . . 44.00/ea  
 C4192613J 1953-54 Chieftain 2Dr Hardtop Jute Insulation . . . . . 22.00/ea  
 C4201398R 1953-54 2Dr & 4 Dr Sedan . . . . . 44.00/ea  
 C4201398J 1953-54 2Dr & 4 Dr Sedan Jute Insulation . . . . . 22.00/ea  
 C4653067R 1955-57 2Dr & 4 Dr Sedan . . . . . 44.00/ea  
 C4653067J 1955-57 2Dr & 4 Dr Sedan Jute Insulation . . . . . 22.00/ea  
 C4656186R 1955-57 2Dr Hardtop . . . . . 44.00/ea  
 C4656186J 1955-57 2Dr Hardtop Jute Insulation . . . . . 22.00/ea  
 C4674173R 1956-57 All 4Dr Hardtop . . . . . 44.00/ea  
 C4674173J 1956-57 All 4Dr Hardtop Jute Insulation. . . . . 22.00/ea  
 C4732011R 1958 Except Bonneville, SW, Convertible, Standard 44.00/ea  
 C4732011M 1958 Except Bonneville, SW, Convertible, Mesh . . . . . 62.00/ea  
 C4732011J 1958 Except Bonneville, SW, Convertible, Jute . . . . . 22.00/ea  
 C4728766R 1958 Bonneville 2Dr Hardtop Standard . . . . . 32.00/ea  
 C4728766M 1958 Bonneville 2Dr Hardtop Mesh . . . . . 60.00/ea  
 C4728766J 1958 Bonneville 2Dr Hardtop Jute Insulation . . . . . 22.00/ea  
 C4298554R 1959-60 All 2Dr Hardtop Standard Package Tray. . . . . 32.00/ea  
 C4298554M 1959-60 All 2Dr Hardtop Mesh Package Tray. . . . . 73.00/ea  
 C4298554J 1959-60 All 2Dr Hardtop Jute Insulation. . . . . 22.00/ea  
 C4297123R 1959-60 All 4Dr Hardtop Standard Package Tray. . . . . 35.00/ea  
 C4297123M 1959-60 All 4Dr Hardtop Mesh Package Tray. . . . . 76.00/ea  
 C4297123J 1959-60 All 4Dr Hardtop Jute Insulation. . . . . 22.00/ea  
 C4297120R 1959-60 All 2Dr & 4Dr Sedan Standard Package Tray 38.00/ea  
 C4297120M 1959-60 All 2Dr & 4Dr Sedan Mesh Package Tray . 76.00/ea  
 C4297120J 1959-60 All 2Dr & 4Dr Sedan Jute Insulation . . . . . 22.00/ea

**CONVERTIBLE SEAT BACK PANEL**

This is the convertible only cardboard panel on back of rear seat above top well.

C4314066R 1958 Convertible Seat Back Panel, Cologne Grain, Specify Color . . . . . 75.00/ea  
 C4314067R 1959-60 Convertible Seat Back Panel, Seville Grain, Specify Color . . . . . 75.00/ea

**TRUNK DIVIDER FRONT PANELS**

1955-57 Models did not have side panels. Order with a Package Tray & save on shipping.\*\*Oversize Package. Inquire for shipping cost.



C4720518R 1955-57 Chieftain & Superchief 2Dr Hardtop, 47 1/2" Overall Width . . . . . 35.00/ea  
 C4720518J 1955-57 Chieftain & Superchief 2Dr Hardtop Jute . 23.00/ea  
 C4720517R 1955-57 Starchief 2Dr Hardtop, 56 1/2" Overall Width 35.00/ea  
 C4720517J 1955-57 Starchief 2Dr Hardtop Jute . . . . . 20.00/ea  
 C4700562R 1955-57 2 Dr & 4 Dr Sedan & 4Dr Hardtop, In Black 34.00/ea  
 C4700562J 1955-57 2 Dr & 4 Dr Sedan & 4Dr Hardtop Jute . . 23.00/ea  
 C4768206R 1959 Bonneville 2Dr Hardtop, In Gray Houndstooth, with Speaker Holes. . . . . 39.00/ea  
 C4768206J 1959-60 Bonneville 2Dr Hardtop Jute Insulation, with Speaker Holes. . . . . 23.00/ea  
 C4765229R 1959 Bonneville & Catalina 2Dr Hardtop, In Gray Houndstooth, without Speaker Holes . . . . . 41.00/ea  
 C4765229J 1959-60 Bonneville & Catalina 2Dr Hardtop Jute, without Speaker Holes . . . . . 23.00/ea  
 C4765232R 1959 2 Dr & 4 Dr Sedan & 4Dr Hardtop, In Gray Houndstooth . . . . . 39.00/ea  
 C4765232J 1959-60 2 Dr & 4 Dr Sedan & 4Dr Hardtop Jute . . 23.00/ea  
 C4790786R 1960 Bonneville 2Dr Hardtop, In Red Houndstooth, with Speaker Holes . . . . . 41.00/ea  
 C4790785R 1960 Catalina & Ventura 2Dr Hardtop, In Red Houndstooth, without Speaker Holes . . . . . 39.00/ea  
 C4790784R 1960 2 Dr & 4 Dr Sedan & 4Dr Hardtop, In Red Houndstooth . . . . . 42.00/ea

**TRUNK COMPARTMENT SIDE & FRONT PANEL SETS**

All sets can be ordered with the jute padding for the Divider Panel. Some 1950-52 models had a round filler neck hole in the side panel. All the below have square filler neck holes. \*\*Oversize Package. Inquire for shipping cost.

C4106480RS 1940 Special 6 2Dr Touring Sedan Side Panels . . . 76.00/pr  
 C4161517RS 1942-48 Torpedo & Streamliner Sedan Coupe Side & Front Panel 3 Piece Set . . . . . 103.00/set  
 C4569979RS 1949-50 Convertible 2567 Trunk Side Panels. . . . . 70.00/pr  
 C4569969RS 1949-51 Streamliner 2 Dr & 4 Dr Trunk Panel 5 Piece Set . . . . . 77.00/set  
 C4569976RS 1949-51 Business Coupe 2527 Trunk Panel 3 Piece Set . . . . . 76.00/set  
 C4569973RS 1949-52 Chieftain 2 Dr & 4 Dr Sedan Trunk Panel 3 Piece Set . . . . . 76.00/set  
 C4584296RS 1950-52 2Dr Hardtop Trunk Panel 3 Piece Set . . . 77.00/set  
 C4619765RS 1953-54 Convertible 2567 Trunk Side Panels. . . . . 79.00/pr  
 C4619762RS 1953 2Dr Hardtop Trunk Panel, 3 Piece Set . . . . . 79.00/set  
 C4618417RS 1953 Starchief Convertible Trunk Panel 4 Piece Set . . INQ/set  
 C4618417RS 1953 2Dr & 4Dr Sedan Trunk Panel 5 Piece Set Includes 3 Divider Panels Verify Dimensions . . . . . INQ/set  
 C4618417RS 1954 Chieftain 2Dr & 4Dr Sedan Trunk Panel 5 Piece Set Including 3 Divider Panels Verify Dimensions . . . . . INQ/set  
 C4619762RS 1954 Chieftain 2Dr Hardtop Trunk Panel, 3 Piece Set . . . . . 79.00/set  
 C4633463RS 1954 Starchief 2Dr Hardtop Trunk Panel 3 Pieces 100.00/set  
 C4633465RS 1954 Starchief Convertible Trunk Panel 4 Pieces 109.00/set  
 C4633467RS 1954 Starchief 2Dr & 4Dr Sedan Trunk Panel 3 Piece Set, Verify Dimensions . . . . . INQ/set  
 C4762889RS 1958 Convertible, In Original Peanut Pattern . . . . 162.00/pr  
 C4732074RS 1958 Bonn 2Dr Hardtop Trunk Divider & Side Panel 4 Piece Set, with Jute, In Original Peanut Pattern 260.00/set  
 C4732074SRS 1958 Bonneville 2Dr HT Trunk Divider & Side Panel Set, 3 Pcs, For Cars w/ Speakers, In Original Peanut Pattern . . 194.00/set  
 C4733432RS 1958 All Chieftain Except Wagon or Conv Trunk Panel 4 Piece Set, with Jute, In Original Peanut Pattern 262.00/set  
 C4733448RPS 1958 All Superchief & Starchief Exc Wagon or Conv Trunk Panel 4 Piece Set, with Jute, In Gray Houndstooth . . . . . 167.00/set

C4733448RS 1958 All Superchief & Starchief Exc Wagon or Convertible Trunk Panel 4 Piece Set, with Jute, In Original Peanut Pattern . . . . . 212.00/set  
 C4765947RS 1959 Bonneville Convertible Trunk Side Panel Set 4 Pieces, In Gray Houndstooth . . . . . 98.00/set  
 C4775475RS 1959 Catalina Convertible Trunk Side Panel 4 Piece Set, In Gray Houndstooth . . . . . 114.00/set  
 C4768206RS 1959 Bonneville 2Dr Hardtop with Speaker Holes Trunk Panel 4 Piece Set, with Jute, In Gray Houndstooth . . . . 117.50/set  
 C4765213RS 1959 Starchief 2Dr Sport Sedan with Speaker Holes Trunk Panel 4 Piece Set, with Jute, In Gray Houndstooth 126.75/set  
 C4765229RS 1959 Bonneville 2Dr Hardtop without Speaker Holes Trunk Panel Set, with Jute, In Gray Houndstooth . . . . . 126.75/set  
 C4765209RS 1959 Catalina 2Dr Hardtop without Speaker Holes Trunk Panel 4 Piece Set, w/ Jute, In Gray Houndstooth 136.00/set  
 C4775287RS 1959 Bonneville 4Dr Hardtop & Starchief 4Dr Trunk Panel 4 Piece Set, with Jute, In Gray Houndstooth . . . . 126.75/set  
 C4765232RS 1959 Catalina 2Dr & 4Dr Sedan & 4Dr Hardtop Trunk Panel 4 Piece Set, with Jute, In Gray Houndstooth . . . . 136.00/set  
 C4789958RS 1960 Bonneville Convertible, In Red Houndstooth . 92.00/pr  
 C4789954RS 1960 Catalina Convertible, In Red Houndstooth . . 92.00/pr  
 C4790786RS 1960 Bonneville 2Dr Hardtop with Speaker Holes Trunk Panel 4 Piece Set, with Jute, In Red Houndstooth. . . . . 134.25/set  
 C4789953RS 1960 Bonneville 4Dr Hardtop Trunk Panel 4 Piece Set, with Jute, In Red Houndstooth . . . . . 130.75/set  
 C4790785RS 1960 Catalina & Ventura 2Dr Hardtop without Speaker Holes Trunk Panel 4 Piece Set, with Jute, In Red Houndstooth . . . . . 134.25/set  
 C4790784RS 1960 Catalina 2 Dr & 4 Dr Sedan & Catalina/Ventura 4Dr Hardtop Trunk Panel 4 Piece Set, with Jute, In Red Houndstooth . . . . . 130.75/set  
 C4789950RS 1960 Starchief Trunk Panel 4 Piece Set, with Jute, In Red Houndstooth . . . . . 112.75/set

**TRUNK LID INSULATION**

C544365W 1935-60 Waffle Insulation, 24" X 36" Sheet . . . . . 40.00/ea  
 C4147955I 1941 Deluxe Torpedo Business & Sport Coupe 8 Piece Set . . . . . 49.00/set  
 C4147955I 1942-48 Torpedo Business & Sport Coupe & All Convertible 8 Piece Set . . . . . 49.00/set  
 C4711169I 1958 Convertible 6 Piece Set . . . . . 49.00/set

**TRUNK SIDE PANEL BOARD**

Plain fawn color. Paint to Match  
 C544365S 1933-60 Panel Board, 19 1/2" X 65". . . . . 32.00/ea  
 C544365L 1933-60 Panel Board, 39" X 65". . . . . 44.00/ea

**TRUNK MATS**

Any Rubber Trunk Mat can be ordered without the pattern for a plain black rubber mat. The correct 1958 peanut pattern has recently become available, see below.



C4191579R 1953-54 Chieftain 2Dr & 4Dr Sedan, Chain-Link Cloth 188.00/ea  
 C4655895R 1955-56 Starchief 2Dr Hardtop, Chain-Link Cloth. 188.00/ea  
 C4655896R 1955-56 Starchief Convertible, Chain-Link Cloth . 188.00/ea  
 C4655893R 1955-56 Starchief 4Dr Sedan, Chain-Link Cloth . 188.00/ea  
 C4655893R 1956 Starchief 4Dr Hardtop, Chain-Link Cloth . . 188.00/ea  
 C4699653R 1956 Chieftain 2Dr Sedan Chain-Link Cloth. . . . . 188.00/ea  
 C4720525R 1957 Chieftain/Superchief 2Dr & 4Dr Sedan & 4Dr Hardtop, Gray Crowsfoot . . . . . 135.00/ea  
 C4720524R 1957 Chieftain/Superchief 2Dr Hardtop, Gray Crowsfoot . . . . . 135.00/ea  
 C4720522R 1957 Starchief 4Dr Sedan & 4Dr Hardtop, Gray Crowsfoot . . . . . 128.00/ea  
 C4720521R 1957 Starchief 2Dr Hardtop, Gray Crowsfoot . . . 128.00/ea  
 C4720520R 1957 Starchief & Bonneville Convertible, Gray Crowsfoot. . . . . 128.00/ea  
 C4732802R 1958 Bonneville & Convertible, Peanut Pattern . 210.00/ea

**BODY**



C4733547R	1958 Chieftain Except Convertible or Wagon, Peanut Pattern . . . . .	200.00/ea
C4733549R	1958 Starchief & Superchief Except Wagon, Peanut Pattern . . . . .	200.00/ea
C4790798R	1960 Bonneville Convertible & 2Dr Hardtop, Red Houndstooth . . . . .	128.00/ea
C4790796R	1960 Bonneville 4Dr Hardtop, Red Houndstooth . . . . .	116.00/ea
C4790797R	1960 Catalina 4Dr Hardtop, Red Houndstooth . . . . .	124.00/ea
C4790090R	1960 Catalina Convertible & 2Dr Hardtop, Red Houndstooth . . . . .	124.00/ea
C4790094R	1960 Ventura 2Dr & 4Dr Hardtop, Red Houndstooth . . . . .	116.00/ea
C4790092R	1960 Catalina 2Dr & 4Dr Sedan, Red Houndstooth . . . . .	89.00/ea
C4790091R	1960 Starchief, Red Houndstooth . . . . .	116.00/ea

**TRUNK MAT BULK MATERIAL**

Bulk trunk patterns are printed on heavy duty tan cloth twill fabric as original.

C4075901RP	1939-48 Woven Tweed, Similar To Burlap Tan, 54" X 80" Sheet. . . . .	70.00/ea
C4075901RP	1939-48 Woven Tweed, Similar To Burlap Gray, 54" X 80" Sheet. . . . .	70.00/ea
CUNITMF220B	1941 Printed Cotton Turkey Foot Pattern, 53" X 80" Sheet. . . . .	124.00/ea
C4069716R	1942-56 Printed Cotton Chainlink Pattern, 53" X 80" Sheet. . . . .	124.00/ea
C4069716RP	1942-56 Plain Taupe Cotton, without Pattern . . . . .	48.00/ea
CUNI222	1955-60 Bulk Printed Vinyl, Specify Color . . . . .	32.00/ea
CUNI221	1955-60 Bulk Rubber, 54" X 80", Specify Color . . . . .	89.00/ea

**SPARE TIRE COVERS**

For 14" or 15" tire. \*\*Oversize shipping; inquire for quote.

C989543R	1955-57 Stand-Up Spare, Two Pockets For Tools, Specify Material . . . . .	55.00/ea
C700058R	1958-59 Lay-Down Spare, Gray Houndstooth . . . . .	71.00/ea
C700059R	1960 Lay-Down Spare, Red Houndstooth. . . . .	71.00/ea

**JACK PACKS**

Not original, but a nice accessory.

CUNI368	1955-60, Specify Material To Match Trunk Mat . . . . .	21.00/ea
---------	--	----------

**INTERIOR HARD PARTS**



**ASHTRAYS - REAR QUARTER ARM REST**


C4726097TR	1950-57 2Dr Hardtop, Chrome Tray Only . . . . .	16.00/ea
C4726097CR	1950-57 2Dr Hardtop, Chrome Slide Cover & Frame . . . . .	29.00/ea
C4624240RS	1954-57 2Dr Sedan, Polished Stainless. . . . .	50.00/pr
C4725854RS	1958-60 2Dr Hardtop, Chrome with Bezel & Pull . . . . .	46.00/pr
C4725854RS	1959-60 Convertible, Chrome with Bezel & Pull. . . . .	46.00/pr
C4790111RS	1960 Catalina 2Dr Sedan, Chrome . . . . .	46.00/pr
C4790111RS	1960-64 4Dr Except Brougham . . . . .	46.00/pr

**SPEAKER GRILL NAME PLATES**



C520214R	1955 "Starchief", Gold Plastic . . . . .	45.00/ea
C519632R	1955 Chieftain & Safari "Pontiac", Chrome Metal . . . . .	35.00/ea
C521817R	1956 "Starchief", Gold Plastic . . . . .	45.00/ea
C532346R	1959 "Starchief", Gold Metal . . . . .	53.00/ea
C532374R	1959 "Bonneville", Gold Metal . . . . .	48.00/ea

**INSTRUMENT PANEL GRILL NAME PLATES**



C524046R	1957 "Starchief", Chrome . . . . .	48.00/ea
C524047R	1957 Chieftain & Superchief "Pontiac", Metal Chrome . . . . .	48.00/ea
C528423R	1957 "Bonneville", Chrome Metal . . . . .	48.00/ea
C524047R	1958 Canadian/Export Cars "Pontiac", Metal Chrome . . . . .	48.00/ea

**WOOD DASH VENEER INSERTS**

C535250W	1960 Bonneville, 3 Piece w/ Rear Speaker Cutouts . . . . .	26.00/set
C535252W	1960 Bonneville, 3 Pcs without Speaker Cutouts . . . . .	26.00/set
C535252I	1960 Bonneville Instrument Cluster . . . . .	26.00/ea

**GEARSHIFT KNOBS**

C501413RP	1926-37 Black, For Floor Mounted Shifter. . . . .	15.00/ea
C507167RP	1938-48 Ivory Column Mounted, Requires Drilling To A Larger ID . . . . .	15.00/ea
C9776121R	1960 White with 4 Speed Pattern Knob & Lock Nut . . . . .	22.00/ea
C3747685R	1960 White 4 Speed Blank Knob & Lock Nut . . . . .	20.00/ea

**WINDSHIELD GARNISH MOLDINGS**



C4716181RS	1955-57 Convertible, Top Inner Moldings with Cutouts For Top & Sunvisor Latches . . . . .	525.00/pr
C20188	1955-57 Except Convertible Windshield Pillar Molding 12 Piece Screw Set . . . . .	8.50/set
C20396	1955-57 Convertible Windshield 54 Screws. . . . .	12.00/set
C4656603RS	1955-56 Except Safari & Bonneville Windshield To Dash Garnish Molding Set, 3 Pieces With Escutcheon. . . . .	235.00/set

**GARNISH MOLDING ESCUTCHEONS - WINDSHIELD INTERIOR, LOWER ESCUTCHEON**

C4656534R	1955-57 Lower Escutcheon, Painted . . . . .	12.00/ea
C4661945R	1955-57 Lower Escutcheon, Chrome . . . . .	18.00/ea

**GARNISH MOLDING ESCUTCHEONS - WINDSHIELD HEADER MOLDING ESCUTCHEON**

C4648684R	1955-57 Convertible, Stainless Steel Mounts Under Mirror Support . . . . .	29.50/ea
C4716429R	1958 Convertible, Header Trim Joint Union Clip . . . . .	28.00/ea

**GARNISH MOLDINGS - QUARTER PANEL UPPER INNER**

C4657275RS	1955-57 2Dr Hardtop Painted Molding . . . . .	250.00/pr
C4657274RS	1955-57 2Dr Hardtop Chrome Molding . . . . .	270.00/pr
C4657289R	1955-57 Convertible Painted Right Molding . . . . .	118.00/ea
C4657288R	1955-57 Convertible Painted Left Molding . . . . .	118.00/ea
C4719923R	1955-57 Convertible Chrome Right Molding . . . . .	175.00/ea
C4719222R	1955-57 Convertible Chrome Left Molding . . . . .	175.00/ea

**GARNISH MOLDING CLIPS & BUMPERS**

C4112927R	1940-48 Molding Clip, 6 Required . . . . .	2.75/ea
C4112927R	1949-51 Sedan Coupe Molding Clip, 6 Required . . . . .	2.75/ea
C4563383R	1949-52 2Dr Hardtop & Convertible Molding Clip 6 Required . . . . .	1.75/ea
C4661091R	1949-57 4Dr Sedan & Wagon Except Safari Molding Clip 2 Required . . . . .	12.00/pr
C4112927R	1949-57 2Dr Sedan Molding Clip, 6 Required. . . . .	2.75/ea
C4661091R	1955-57 2Dr Hardtop & Convertible Molding Clip 2 Required . . . . .	12.00/pr
C4649916R	1955-57 2Dr Hardtop Molding Clip, Quarter Window 2 Required . . . . .	12.00/pr
C4162170R	1949-57 2Dr & 4Dr HT, Custom Safari & Conv Bumper 2 Per Door, 5/16" Diameter. . . . .	3.00/ea

**GARNISH MOLDING & TRIM GENERIC SCREWS WITH STANDARD SIZE HEADS**

Head Sizes: #4=7/32", #6=1/4", #8=5/16", #10=11/32", #12=13/32".

\*\*Screws Come in a set of 10.

C3068	#4 x 1/2" with #4 Head . . . . .	1.00/set
C9399SS	#6 x 1/2" . . . . .	1.00/set
C9400SS	#6 x 3/4" . . . . .	1.00/set
C9401SS	#6 x 1". . . . .	1.30/set
C9402SS	#6 x 1 1/4" . . . . .	1.70/set
C9403SS	#8 x 1/2" . . . . .	1.00/set
C2027CR	#8 x 1/2" with #6 Head . . . . .	1.00/set
C9404SS	#8 x 3/4" . . . . .	1.10/set
C20373	#8 x 3/4" with #10 Head . . . . .	1.00/set
C1799CR	#8 x 3/4" with #6 Head . . . . .	1.00/set
C9405SS	#8 x 1". . . . .	1.50/set
C1483CR	#8 x 1" with #6 Head . . . . .	1.00/set
C9406SS	#8 x 1 1/4" . . . . .	1.50/set
C1423CR	#8 x 1 1/4" with #6 Head . . . . .	1.00/set
C9407SS	#8 x 1 1/2" . . . . .	2.30/set
C1424CR	#8 X 1 1/2" with #6 Head, Special Long Shank with Threaded 3/16" Below Head . . . . .	1.25/set
C1932CR	#8 X 1 1/2" with #6 Head, Threaded To Head . . . . .	1.25/set
C1933CR	#8 x 1 3/4" with #6 Head . . . . .	1.25/set
C9408SS	#10 x 1/2" . . . . .	1.20/set

**GARNISH MOLDING & TRIM SCREW SET**

C20100C	1955-57 Screw Set, 2Dr Hardtop . . . . .	11.00/set
C20101C	1955-57 Screw Set, Custom Safari . . . . .	14.00/set
C20102C	1955-57 Screw Set, Convertible . . . . .	10.00/set
C20103C	1955 Screw Set, 2Dr Sedan . . . . .	12.00/set
C20104C	1955 Screw Set, 4Dr Sedan . . . . .	13.00/set
C20105C	1956-57 Screw Set, 2Dr Sedan . . . . .	12.00/set
C20106C	1956-57 Screw Set, 4Dr Sedan . . . . .	12.00/set
C20184C	1956-57 Screw Set, 4Dr Hardtop . . . . .	12.00/set
C20185C	1955-57 Screw Set, 2Dr Wagon Except Safari . . . . .	20.00/set
C20186C	1955-57 Screw Set, 4Dr Wagon . . . . .	20.00/set
C270139	1959 Screw Set, 2Dr Hardtop . . . . .	32.00/set
C270141	1960 Screw Set, 2Dr Hardtop . . . . .	32.00/set

**DOOR SILL PLATES**



CSP15	1941 Sill Plates, Torpedo Custom 4Dr Sedan Front Step Plate Rubber Pads without Pontiac Logo . . . . .	245.00/set
C4584354RS	1949-52 Sill Plates, 2Dr Models Exc Hardtop & Conv . . . . .	200.00/set
C4603327RS	1949-52 Sill Plates, Hardtop & Convertible . . . . .	200.00/set
C4584357RS	1949-52 Sill Plates, 4Dr Sedan & Wagon . . . . .	269.00/set
C4584357RS	1949-52 Sill Plates, Sedan Delivery, Fronts Only . . . . .	269.00/set
C4602021RS	1953-54 Sill Plates, 2Dr Models Exc Convertible . . . . .	200.00/set
C4602017RS	1953-54 Sill Plates, 4Dr Sedan & Wagon . . . . .	269.00/set
C4602017RS	1953-54 Sill Plates, Sedan Delivery, Fronts Only . . . . .	269.00/set
C4651283RS	1955-57 Sill Plates, 2Dr Models . . . . .	59.00/set
C4651279RS	1955-57 Sill Plates, 4Dr Sedan & Wagon . . . . .	95.00/set
C4669887RS	1956-57 Sill Plates, 4Dr Hardtop. . . . .	239.00/set
C4721126RS	1958 Sill Plates, 2Dr Models . . . . .	80.00/set
C4754349RS	1959-60 Sill Plates, 2Dr Models . . . . .	90.00/set

**DOOR LOCK PULLS**



C4132641RS	1933-51 Lock Pull Brown Rubber, Flat Top with Concentric Circles . . . . .	13.00/pr
C4661023RS	1933-51 Lock Pull Brown Rubber, Dimpled Top with Vertical Ribs . . . . .	20.00/pr
C4568395RS	1933-51 Lock Pull Brown Rubber, Dished Top . . . . .	44.00/pr
C4449498RS	1947-57 Lock Pull Chrome Metal . . . . .	15.00/pr
C4740120RS	1942-60 Lock Pull Gray Plastic . . . . .	8.00/pr
C4604766RS	1952-56 Lock Pull Black Rubber. . . . .	12.00/pr
C4641913RS	1952-56 Lock Pull Red Rubber . . . . .	12.00/pr
C4661027RS	1952-55 Lock Pull Brown/Antique Gold . . . . .	12.00/pr
C4641913RS	1957-59 Lock Pull Red Rubber . . . . .	12.00/pr
C4641916RS	1954 Lock Pull Yellow Rubber . . . . .	12.00/pr
C4643171RS	1952-60 Lock Pull Dark Blue Rubber . . . . .	12.00/pr
C4661964RS	1955-59 Lock Pull Turquoise/Aqua Rubber . . . . .	12.00/pr
C4683796RS	1952-60 Lock Pull Green Rubber . . . . .	12.00/pr
C4683797RS	1952-58 Lock Pull Light Blue Rubber . . . . .	13.00/pr
C4641916RS	1956-60 Lock Pull Yellow Rubber . . . . .	12.00/pr
C4705739RS	1957-59 Lock Pull Silver Rubber. . . . .	14.00/pr

**STATION WAGON CARGO COMPARTMENT SCREWS & LOOPS**

C4667402R	1955 Wagon 2562 Rear Seat Back Panel Footman Loop, 3 Required . . . . .	2.50/ea
C4632299FRS	1955-57 Wagon & Safari, Floor Trim Screw 156 Piece Set For Floor, Rear Seat & Lower Tailgate. . . . .	25.00/set
C4632299WRS	1955-57 Wagon & Safari, Wood To Floor Screw Set of 20 . . . . .	4.00/set

**INTERIOR MIRRORS**

For Vanity Mirros. See ACCESSORIES Section.



**REAR VIEW MIRRORS - DAY/NIGHT**

Year ranges on mirrors are approximate. All 1950's mirrors had similar mounting posts & Day/Night mirrors were a dealer-installed accessory, so it is not unusual to find an earlier or later mirror on your car.

C984391R	1939-50 "Glare-Proof" Mirror with Flip Tab, 7 1/8"X3 1/4" . . . . .	61.00/ea
C984636R	1951-52 "Glare-Proof" Mirror with Flip Tab, 8 3/4"X2 3/8" . . . . .	44.00/ea
C984914R	1953-55 "Glare-Proof" Mirror with Round Corners & "Guide" Flip Tab, 8 3/4"X2 3/8" . . . . .	48.00/ea
C988647R	1954-57 Mirror with Plastic Flip Tab & Tapered Sides, 8 3/4"X2 1/2", Used On Some 1954 Models . . . . .	64.00/ea
C988818R	1956-57 Mirror with Plastic Flip Tab, 10"X2 1/2" Blade Arm, Use with Adapter C988818ADR . . . . .	60.00/ea
C988818R	1958-60 Mirror with Plastic Flip Tab, 10"X2 1/2" Blade Arm . . . . .	60.00/ea

**REAR VIEW MIRRORS - STANDARD**

C516506R	1939-52 Mirror . . . . .	35.20/ea
C521170R	1953-57 Mirror . . . . .	24.00/ea
C529862R	1958-60 Mirror . . . . .	28.00/ea

**REAR VIEW MIRROR SUPPORTS**

C988818ADR	1939-57 Mounting Adapter, For Mounting 1958-70 Blade Arm Mirror To 1939-57 Mirror Support . . . . .	15.00/ea
C4648655R	1955-57 Support, Except Convertible . . . . .	25.50/ea
C4648730R	1955-57 Support, Convertible . . . . .	49.50/ea
C4716430R	1958 Support, Except Convertible . . . . .	67.50/ea
C4716431R	1958 Support, Convertible . . . . .	75.00/ea
C4757749R	1959 Support, Except 4Dr Hardtop or Convertible . . . . .	35.00/ea
C4810836R	1959 Support, Convertible . . . . .	56.00/ea



## EXTERIOR MIRRORS

Exterior Mirrors come with gaskets & mounting hardware.



### REAR VIEW MIRROR - REPLACEMENT

- C985236RP 1926-54 Mirror, Clap On Peep with 4" Curved Arm, Left or Right. . . . . 27.00/ea  
 C985236CRP 1926-54 Mirror, Clamp On Peep with Convex Lens & 4" Curved Arm, Left or Right . . . . . 25.00/ea  
 C985236EX 1 1/2" Extension For 26-54 Peep Mirrors Above . . . 13.00/ea  
 C985095RP 1926-54 Mirror, Clamp On Peep with 2" Long 90° Arm, Left Hand Only . . . . . 23.00/ea  
 C984287RP 1937-48 Mirror, Clamp On Peep, Left or Right . . . 22.00/ea  
 C984486RP 1949-52 Mirror, Clamp On Peep, Left or Right . . . 22.00/ea  
 C518843RPS 1953-56 Replacement Mirrors, with Teardrop Base Similar To The Original Pontiac Mirrors . . . . . 152.00/pr  
 C519802RP 1955 Chieftain Replacement Mirror, Left, This Mirror Has A Long Base. . . . . 32.00/ea  
 C519802CRP 1955 Chieftain Replacement Mirror with Convex Lens, Right, This Mirror Has A Long Base. . . . . 32.00/ea  
 C519802RP 1956 All Replacement Mirror, Left, This Mirror Has A Long Base. . . . . 32.00/ea  
 C519802CRP 1956 All Replacement Mirror with Convex Lens, Right, This Mirror Has A Long Base . . . . . 32.00/ea

### REAR VIEW MIRROR - REPRODUCTION

All Exterior Mirrors come with gaskets & mounting hardware. For 1937-52 cars w/o mirrors, you must drill the mounting holes at the forward lowest apex of the vent window.



- C984286R 1937-48 "King Bee" Mirror, Right. . . . . 93.50/ea  
 C984287R 1937-48 "King Bee" Mirror, Left . . . . . 93.50/ea  
 C984441R 1949-52 "King Bee" Mirror, Right. . . . . 63.00/ea  
 C984486R 1949-52 "King Bee" Mirror, Left . . . . . 63.00/ea  
 C988676R 1957-58 "Halo" Mirror, . . . . . 215.00/ea  
 C988811RP 1957-60 Replacement Door/Fender Mirror, . . . . . 75.00/ea  
 C533463R 1959-60 Manual Mirror, Right . . . . . 165.00/ea  
 C533464R 1959-60 Manual Mirror, Left . . . . . 165.00/ea

### EXTERIOR MIRROR ACCESSORIES, HARDWARE & PADS

- C986178R 1926-56 Mirror Glare Shield, Stainless . . . . . 10.00/ea  
 C510296R 1939-52 "King Bee" Mirror Base Pad . . . . . 4.00/ea  
 C984287ADR 1939-52 "King Bee" Adapter, Converts To Clamp On . . . 6.50/ea  
 C515981R 1953-54 Rearview Mirror Base Pad, For Original Pontiac Mirror, 1 1/2"x3 3/8" . . . . . 12.00/ea  
 C519801R 1955-56 Rearview Mirror Base Pad, For Original Pontiac Mirror, 1 1/2"x2 7/8" . . . . . 12.00/ea  
 C535941R 1959-60 Mirror Base Pad . . . . . 14.50/ea

## DOOR & WINDOW HANDLES

For Door Handle Ferrules, Grommets & Lock Pads see WEATHERSTRIPPING.

### VENT WINDOW & FRAME LOCK HANDLES



- C4131198RPS 1939-50, 1939-48 All, 1949-50 Wagon, Replacement. . . 28.00/pr  
 C4131198BRPS 1953-60 Replacement Handles with Black Knobs . . . 32.00/pr  
 C4648805RPS 1953-60 Replacement Handles with Chrome Knobs . . . 30.00/pr  
 C4614199RP 1953-58 Chrome Knob with Pontiac Detail On Shaft . . . 43.00/ea

- C4614199RP 1959-60 Catalina, Chrome Knob with Pontiac Detail On Shaft . . . . . 43.00/ea  
 C4678332RPS 1956 Replacement with Ivory Knobs . . . . . 30.00/pr  
 C4678332RPS 1959 Catalina Replacement with Ivory Knobs. . . . . 30.00/pr  
 C4775786R 1959-60 Starchief, Bonneville & Ventura, Reproduction with Twin Bar Design . . . . . 14.00/ea  
 C4167988R 1949-52 Lock Handle Front, Right. . . . . 25.50/ea  
 C4167989R 1949-52 Lock Handle Front, Left. . . . . 25.50/ea  
 C4167988R 1949-52 Lock Handle 4Dr Sedan Rear, Right. . . . . 25.50/ea  
 C4167989R 1949-52 Lock Handle 4Dr Sedan Rear, Left. . . . . 25.50/ea

### DOOR & QUARTER WINDOW HANDLES



- C4131350RPS 1939-48 Replacement Handles . . . . . 30.00/pr  
 C4131350RPS 1949-50 Wagon Replacement Handles . . . . . 30.00/pr  
 C4615414BRPS 1949-60 Except 49-50 Wagon, Replacement with Black Knobs . . . . . 32.00/pr  
 C4648809RP 1949-60 Except 49-50 Wagon, Replacement with Chrome Knobs . . . . . 30.00/pr  
 C4615414RP 1953-58 Chrome Knob with Pontiac Detail On Shaft . . . 45.00/ea  
 C4678333RPS 1956 with Ivory Knobs . . . . . 30.00/pr  
 C4678333RPS 1959 Catalina, with Ivory Knobs . . . . . 30.00/pr  
 C4615414RP 1959-60 Catalina, Chrome Knob with Pontiac Detail On Shaft . . . . . 45.00/ea  
 C4753531R 1959-60 Except Catalina, Reproduction Handle with Twin Bar Design. . . . . 14.00/ea

### INTERIOR DOOR OPEN HANDLES

Inquire regarding handles prior to 1937.



- C4074897RP 1937-38 Replacement Handles . . . . . 64.00/ea  
 C4091127RPS 1939-48 Replacement Handles . . . . . 26.00/pr  
 C4091127RPS 1949-50 Wagon Replacement Handles . . . . . 26.00/pr  
 C4760518RPS 1949-58 Replacement Handles . . . . . 30.00/pr  
 C4760518R 1949-52 Except 49-50 Wagon . . . . . 40.00/ea  
 C4760518R 1953-58 . . . . . 40.00/ea  
 C4753532R 1959 Bonneville, Starchief & Wagon. . . . . 16.00/ea  
 C4753532R 1960 Except Catalina. . . . . 16.00/ea  
 C4760518R 1959-60 Catalina . . . . . 40.00/ea

### WINDOW & VENT COMPONENTS



- C4156172RS 1939-48 Replacement Vent Sliding Lock Assembly 40.00/set  
 C4156172RS 1953-54 Replacement Vent Sliding Lock Assembly 40.00/set  
 C4156172RS 1955-58 Vent Sliding Lock Assembly . . . . . 40.00/set  
 C4663732RS 1955-57 Custom Safari Sliding Window Latches . . . 41.00/pr  
 C4663732RS 1958 Chieftain 4Dr Wagon Sliding Window Latches 41.00/pr

### INTERIOR HANDLE ATTACHING PARTS & TOOLS

- The Escutcheons/Washers listed below go between the handle & the door panel. All above vent, window & door handles come with the Handle Retainer Clip.  
 C4078002R 1937-60 Door Panel & Handle Tension Coil Spring . . .2.50/ea  
 C4110663RPS 1929-60 Windshield Crank, Door Panel & Handle Tension Foam Ring 4 Piece Set. . . . . 11.50/set  
 C4659983R 1949-60 Except 1949 Wagon Handle To Door Panel Plastic Washer . . . . . 2.00/ea  
 C4551700RP 1939-48 Replacement Ivory & Chrome Escutcheon . . . . . 7.00/ea  
 CDPTOOLS 1937-60 Door Panel & Trim Removal 4 Piece Tool Kit, For Door Panels, Window Handles & Moldings . . . 18.00/kit

## EXTERIOR DOOR HANDLES

1949 - 1954 Handles Come without Buttons. Buttons Available; sold separately.



- C4168322RS 1949-52 Except Wood Wagon, Front or Rear . . . . . 100.00/pr  
 C4150568RS 1953-54 2Dr Sedan, 4Dr Sedan & Sedan Delivery, Front or Rear . . . . . 100.00/pr  
 C4150572RS 1953-54 2Dr Hardtop & Convertible . . . . . 100.00/pr  
 C4234330RS 1955-57 4Dr Sedan & Custom Safari, Front or Rear . . . 60.00/pr  
 C4234330RS 1955-57 4Dr Hardtop & 4Dr Wagon, Front or Rear . . . 60.00/pr  
 C4156544RS 1955-57 2Dr Hardtop & Convertible . . . . . 71.00/pr  
 C4237772RS 1958 Except Chieftain & Superchief 2Dr or 4Dr Sedan & 2Dr Hardtop, Front or Rear. . . . . 104.00/pr  
 C4237268RS 1958 Chieftain & Superchief 2Dr or 4Dr Sedan & 2Dr Hardtop, Front or Rear. . . . . 150.00/pr  
 C4301726RS 1959 Front . . . . . 97.00/pr  
 C9702886RS 1959 Rear . . . . . 56.00/pr  
 C5719142RS 1960 Front . . . . . 98.00/pr  
 C5716870RS 1960 Rear . . . . . 110.00/pr

### EXTERIOR DOOR HANDLE BUTTONS

- C3697875RS 1949-54 Front Push Button & Lock Set with Keys . . . 90.00/set  
 C4151760RS 1949-54 Rear Push Button Set without Lock . . . . . 52.00/set  
 C4159112RS 1955-58 Push Button Set, Except 1956-57 4Dr Hardtop Rear . . . . . 31.00/pr  
 C4305248RS 1960 Push Button Set, Original For 1960 2Dr Front, Shorten Shaft For Other Applications . . . . . 48.00/pr

### EXTERIOR DOOR HANDLE RETAINING PLATES & HARDWARE

For Door Guards, see ACCESSORIES

- C4556000R 1932 Screw, Straight Shank . . . . . 1.75/ea  
 C4556055R 1933-48 Screw, Tapered . . . . . 3.00/ea  
 C4561580RS 1949-52 Plates . . . . . 27.00/pr  
 C4601976RS 1953-54 Plates . . . . . 27.00/pr

### DOOR HINGES, HINGE PINS & HARDWARE



- C4156607R 1955-57 Upper or Lower Left Hand Door Hinge. . . 152.00/ea  
 C4156606R 1955-57 Upper or Lower Right Hand Door Hinge. . . 152.00/ea  
 C9721917RS 1926-60 Hinge Pin & Bushing Kit, 4 Pins & 8 Bushings . . . . . 16.40/kit  
 C123473RS 1937-38 Stainless Steel Hinge To Door Bolt Set of 6, Does 1 Hinge . . . . . 36.00/set  
 C4714801RS 1939 Deluxe Rear Hinge To Pillar Screw & Washer Set of 6 . . . . . 16.00/set  
 C123473RS 1939 Quality & Special 6, Stainless Steel Hinge To Door Bolt Set of 6, Does 1 Hinge . . . . . 36.00/set  
 C4714827RS 1940-48 Front & Rear Door Hinge To Door Bolt 12 Piece Set . . . . . 26.00/set  
 C4714801RS 1940-48 Rear Hinge To Pillar Screw & Washer Set of 6 . . . . . 16.00/set  
 C4715129RS 1940-48 Front Hinge To Pillar Screw & Washer 8 Piece Set . . . . . 8.00/set  
 C4714827RS 1949-52 Front Hinge To Hinge Pillar Bolt 12 Piece Set . . . . . 26.00/set  
 C4589780RPS 1949-52 Front Hinge To Body Bolt & Washer 8 Piece Set . . . . . 3.60/set  
 C4714827RS 1949-54 Rear Hinge To Door or Body Bolt 12 Piece Set . . . . . 26.00/set  
 C4714827RS 1949-60 Front Door Hinge To Door Bolt 12 Piece Set . . . . . 26.00/set

- C4589780RPS 1953-54 Front Hinge To Body At Rear Of Hinge Box Bolt & Washer 8 Piece Set . . . . . 3.60/set  
 C4715129RS 1955-57 Front Hinge To Body Screw & Washer 8 Piece Set . . . . . 8.00/set  
 C4714801RS 1955-60 Rear Door Upper & Lower Hinge To Door & Body Screw & Washer Set of 6 . . . . . 16.00/set  
 C4715129RS 1956-57 4Dr Hardtop Rear Upper Hinge To Body Screw & Washer 8 Piece Set . . . . . 8.00/set  
 C4722434RS 1959-60 Rear Upper Hinge To Body Pillar Bolt Set . . . 2.00/set

### DOOR HARDWARE & COMPONENTS

- C4667402R 1924-29 Check Strap Footman Loop, For 1 1/2" Strap . . . 2.50/ea  
 C4097396R 1937-38 Cowl Mount Check Link Rod . . . . . 48.00/ea  
 C4097396R 1939 Quality & Special 6 Cowl Mount Check Link Rod . . . 48.00/ea  
 C4125669R 1939-40 Link To Pivot Screw, Front or Rear. . . . . 2.00/ea  
 C4125669R 1941-48 Link To Pivot Screw, Rear . . . . . 2.00/ea  
 C4132275R 1942-48 Front Check Link To Post Bolt . . . . . 2.00/ea  
 C180073RS 1949-54 Check Link Mounting Bolt 4 Piece Set. . . . . 1.00/set  
 C4600309R 1949-52 Front Check Link . . . . . 12.00/ea  
 C4586827R 1949-52 Rear Check Link . . . . . 12.00/ea  
 C4600310R 1953-54 Rear Check Link . . . . . 12.50/ea

### DOOR REMOTES, SPRINGS, SCREWS & HANDLE RELEASES

- C4646569R 1955-60, 1955-57 Front, 1958 4Dr Rear, 1959-60 Front/Rear Remote Control Mechanism, Right . . . . . 25.00/ea  
 C4646570R 1955-60, 1955-57 Front, 1958 4Dr Rear, 1959-60 Front/Rear Remote Control Mechanism, Left . . . . . 25.00/ea  
 C5096732RS 1955-60 Window Regulator & Remote Screw & Washer 8 Piece Set . . . . . 7.00/set  
 C4113807RS 1956-57 4Dr Hardtop Front Door Handle Release Mechanism . . . . . 42.00/pr

### DOOR LATCH MECHANISMS



- C4591016RS 1949-60 Screws 10 Piece Set . . . . . 8.00/set  
 C4631670R 1955 Type 1, Right . . . . . 90.00/ea  
 C4631671R 1955 Type 1, Left . . . . . 90.00/ea  
 C4664954R 1955 Type 2, Right . . . . . 85.00/ea  
 C4664955R 1955 Type 2, Left . . . . . 85.00/ea  
 C4664954R 1956-57 Except 4Dr Hardtop, Right . . . . . 85.00/ea  
 C4664955R 1956-57 Except 4Dr Hardtop, Left . . . . . 85.00/ea  
 C4713541R 1958 Right . . . . . 99.00/ea  
 C4713542R 1958 Left . . . . . 99.00/ea  
 C4786338R 1959-60 All 2Dr, Right . . . . . 91.00/ea  
 C4786339R 1959-60 All 2Dr, Left . . . . . 91.00/ea

### DOOR LOCK STRIKERS

- C4074901RS 1937-38 Striker Screw 4 Piece Set . . . . . 28.00/set  
 C4093569R 1939-40 Except 1940 Torpedo 8. . . . . 35.50/ea  
 C4099249RS 1939-40, Except 1940 Torpedo, Striker Screw 4 Piece Set . . . . . 12.60/set  
 C4131875R 1940-48, Fits 1940 Torpedo 8 & 1941-48 All . . . . . 34.00/ea  
 C4099832RS 1940-48, Fits 1940 Torpedo 8 & 1941-48 All, 10 Pieces Rebuilt Kit . . . . . 59.00/set  
 C4132281RS 1940-48, Fits 1940 Torpedo 8, 1941-48 All, Striker Screw 4 Piece Set . . . . . 1.00/set  
 C4604440R 1949-54 Front or Rear, Right. . . . . 120.00/ea  
 C4604441R 1949-54 Front or Rear, Left . . . . . 120.00/ea  
 C4587325RS 1949-60 Striker Screw Set of 6 . . . . . 16.00/set  
 C4664963RS 1955-60 Front & Rear . . . . . 42.00/pr  
 C4649281R 1955-60 Front & Rear Right Hand, Plastic Shims. . . . . 8.00/ea  
 C4649281L 1955-60 Front & Rear Left Hand, Plastic Shims. . . . . 8.00/ea  
 C4716836RS 1955-60 Front & Rear Striker Toothed Lock Plate Set, Does 2 Strikers . . . . . 15.00/set



**DOOR DOVETAIL BUMPERS, WEDGES & CAPS**



C4090150P	1937-39 Front or Rear Dovetail Wedge Cap, Installs Over Wedge Plate, Painted . . . . .	32.00/ea
C4075334RS	1937-40 Front or Rear Dovetail Repair 8 Piece Set, with Wedges, Bumpers, Springs & Cushions . . . . .	26.00/set
C134417RS	1937-48 Front or Rear Dovetail Screw 4 Piece Set . . . . .	1.00/set
C512866RS	1937-48 Wagon, Front or Rear Door Dovetail Bumper Assemblies with Screws . . . . .	33.50/pr
C4099828R	1940 Special & Quality 6 Front or Rear Dovetail Bumper Wedge Chrome Cap . . . . .	32.00/ea
C4099828R	1940 Torpedo 8 Front Dovetail Bumper Wedge Chrome Cap . . . . .	32.00/ea
C4075334RS	1940 Torpedo 8 Front Dovetail Repair 8 Piece Set, with Wedges, Bumpers, Springs & Cushions . . . . .	26.00/set
C134417RS	1940 Torpedo 8, Front Dovetail Screw 4 Piece Set . . . . .	1.00/set
C4099828R	1941-48 Front Dovetail Bumper Wedge Chrome Cap . . . . .	32.00/ea
C4075334RS	1941-48 Front Dovetail Repair 8 Piece Set, with Wedges, Bumpers, Springs & Cushions . . . . .	26.00/set

**DOOR LOCK HANDLE RETURN SPRINGS**

C4082041A	1937-39 Outside Handle . . . . .	17.00/ea
C4147585R	1942-48 Front/Rear Outside Door . . . . .	28.00/ea
C4147586RS	1942-48 Door Lock Return Spring & Clip . . . . .	16.50/set

**DOOR LATCH/LOCK RODS & CLIPS**

C4648488RS	1955-57 2Dr Hardtop & Convertible, Lock Rods with Clips . . . . .	18.00/pr
C4644405RS	1955-57 2Dr Hardtop & Convertible Latch To Lock Tumbler Rod Set with Clips, For Cars with Flat Pawl Locks . . . . .	25.00/set
C4646441RS	1955-57 2Dr Sedan, 2Dr Wagon & Safari, Remote Mechanism To Lock Horizontal Connecting Rods & Covering . . . . .	25.00/pr
C4651243RS	1955-57 2Dr Sedan, 2Dr Wagon & Safari, Remote Mechanism To Lock Horizontal Connecting Rods & Covering . . . . .	30.00/pr
C4651243R	1955-57 2Dr Hardtop & Convertible, Remote Mechanism To Lock Horizontal Connecting Rods . . . . .	25.00/pr
C4646377RS	1955-57 2Dr & 4Dr Sedan, Wagon & Safari Front Lock Rods with Clips . . . . .	14.00/pr
C4685208RS	1955-57 4Dr Hardtop Front Lock Rods with Clips . . . . .	15.00/pr
C4670081RS	1956-57 4Dr Hardtop Rear Lock Rods with Clips . . . . .	15.00/pr
C4670081RS	1956-57 4Dr Sedan & Wagon Rear Lock Rods w/ Clips . . . . .	15.00/pr
C4711608R	1958-60 Lock Rod Retainer Clip . . . . .	11.00/ea
C4815234R	1959-60 Front Door Lock Rod, 8" Long with Right Angle At Bottom, Includes Clip . . . . .	9.00/ea

**DOOR LOCKS ASSEMBLIES**

In 1955-58, GM used three different types of pawls on the end of the door lock cylinder. General usage was a U-shaped pawl on 1955-57 2dr Hardtops & Convertibles, a flat pawl on 1955-58 Models except for 2dr Hardtops, Convertibles, & 1958 Wagon, & a "long cylinder" on 1958 2dr Hardtops & Convertibles.



C1393155RS	1939-40 Deluxe Exc Convertible, Teardrop Shaped . . . . .	50.00/ea
C1393155RS	1941-48 Teardrop Shaped, Replacement Lock with Key Turned 90 Degrees From Original . . . . .	50.00/ea
C1393955RS	1939-40 Deluxe Exc Convertible, Teardrop Shaped . . . . .	116.00/pr
C1393955RS	1941-48 Teardrop Shaped, Correct Reproduction . . . . .	116.00/pr
C3716757RS	1955-57 Exc 2Dr Hardtop & Convertible U-Pawl Lock Assemblies with Octagon Keys, Gaskets & U-Clips . . . . .	45.00/set
C3736842RS	1955-57 2Dr Hardtop & Convertible Only Flat Pawl Lock Assembly with Octagon Keys, Gaskets & U-Clips . . . . .	42.00/pr
C3736842RS	1958 4Dr Sedan, 4Dr Hardtop & Conv Flat Pawl Lock Assembly with Octagon Keys, Gaskets & U-Clips . . . . .	42.00/pr

C1361114RS	1958 2Dr Sedan, 2Dr Hardtop & Wagon Long Cylinder Lock Assembly with Octagon Keys, Gaskets & U-Clips . . . . .	31.00/pr
C3775427RS	1959-60 4Dr Flat Pawl Short Cylinder Lock Assembly with Octagon Keys, Gaskets & U-Clips . . . . .	41.00/pr
C3764801RS	1959-60 2Dr Long Cylinder Door Lock Assembly with Octagon Keys, Gaskets & U-Clips . . . . .	INQ/pr

**DOOR LOCK RETAINERS**

C4131755R	1939-48 Except 1939-40 . . . . .	16.50/pr
C4646568R	1955-57 Conv, 2Dr Hardtop, 4Dr Sedan & Wagon . . . . .	11.25/ea
C4714025R	1955-57 4Dr Hardtop, 2Dr Sedan & Wagon . . . . .	10.25/ea
C4646568R	1958 Chieftain & Superchief 2Dr & Wagon, Starchief Wagon . . . . .	11.25/ea
C4714025R	1958 Bonneville & 4Dr Hardtop . . . . .	10.25/ea
C4755272R	1959-60 Retainers . . . . .	8.00/pr

**GLASS**



**DATE CODED GLASS SETS - CLEAR & GREEN TINT**

Sets come in 7 - 14 pieces depending on year & model. Inquire for pricing.  
 CDC5\_\_RS 1955-60 Date Coded Glass Set . . . . . INQ/set

**WINDSHIELD GLASS - TWO PIECE**

Glass will fit Right or Left, unless specific side stated. Inquire on glass prior to 1939. When ordering please specify CLR for Clear or GTN for green tint. For an additional cost, Smoke Tint may be available, please inquire.

C4089632	1939 Deluxe Convertible . . . . .	INQ/ea
C4093520	1939 Special or Quality 6 Cylinder . . . . .	70.00/ea
C4099931	1940 Special 6 . . . . .	70.00/ea
C4097023	1939-40 Deluxe Except Convertibles . . . . .	INQ/ea
C4099227	1940 Deluxe Convertible . . . . .	INQ/ea
C4099226	1940 Torpedo 8, 1941 Custom . . . . .	INQ/ea
C4115809	1941-48 Deluxe, 1942-48 Torpedo, Exc Sdn Coupe . . . . .	70.00/ea
C4115799	1941-48 Streamliner Sedan Coupe & 4Dr Sedan . . . . .	70.00/ea
C4125235	1942-48 Torpedo Sedan Coupe . . . . .	70.00/ea
C513397	1946-48 Wagon . . . . .	INQ/ea
C4561510	1949-51 Chieftain 2 Door Sedan, Right . . . . .	184.00/ea
C4561511	1949-51 Chieftain 2 Door Sedan, Left . . . . .	185.00/ea
C4561510	1949-52 Chieftain Coupe & Sedan Coupe, Right . . . . .	184.00/ea
C4561511	1949-52 Chieftain Coupe & Sedan Coupe, Left . . . . .	185.00/ea
C4561512	1949-50 Streamliner 4Dr Sedan, Right . . . . .	184.00/ea
C4561513	1949-50 Streamliner 4Dr Sedan, Left . . . . .	184.00/ea
C4561512	1949-51 Streamliner Sedan Coupe, Right . . . . .	184.00/ea
C4561513	1949-51 Streamliner Sedan Coupe, Left . . . . .	184.00/ea
C4561791	1949-52 2Dr Hardtop & Convertible, Right . . . . .	195.00/ea
C4561792	1949-52 2Dr Hardtop & Convertible, Left . . . . .	195.00/ea
C4564409	1949-52 Wagon/62, Right . . . . .	206.00/ea
C4564410	1949-52 Wagon/62, Left . . . . .	206.00/ea

**WINDSHIELD GLASS - ONE PIECE**

Shipped Via Freight Inquire for quote. When ordering please specify CLR for Clear or GTN for green Tint. For an additional cost, Windshield Glass can be ordered in Smoke Tint, Green with Blue Shade Band, Smoke with Shade Band.

C4601260	1953-54 Chieftain 2Dr & 4Dr Sedan-69-71 . . . . .	320.00/ea
C4601260	1953-54 Starchief 4Dr Sedan . . . . .	320.00/ea
C4598909	1953-54 Chieftain & Starchief 2Dr Hardtop & Conv . . . . .	320.00/ea
C4615796	1953-54 Wagon . . . . .	340.00/ea
C4642678	1955-56 2Dr & 4Dr Sedan . . . . .	250.00/ea
C4642678	1955-56 Wagon . . . . .	250.00/ea
C4645846	1955-56 2Dr & 4Dr Hardtop, Safari & Convertible . . . . .	250.00/ea
C4687528	1957 Chieftain 2Dr & 4Dr Sedan & Wagon . . . . .	240.00/ea
C4687528	1957 Starchief 4Dr Sedan . . . . .	240.00/ea
C4687530	1957 2Dr & 4Dr Hardtop, Custom Safari & Conv . . . . .	250.00/ea
C4712559	1958 Bonneville & Chieftain Convertible . . . . .	360.00/ea
C4711930	1958 Chieftain, Superchief & Starchief Exc Conv. . . . .	420.00/ea
C4803746	1959-60 Wagon, 2Dr & 4Dr Sedan . . . . .	460.00/ea
C4803748	1959-60 2Dr & 4Dr Hardtop & Convertibles . . . . .	525.00/ea

**WINDSHIELD CUSTOM RETROFIT GLASS - ONE PIECE**

Shipped Via Freight Inquire for quote. When ordering please specify CLR for Clear or GTN for green Tint.  
 For removing windshield center post.

C4089915	1939 Special or Quality 6 . . . . .	296.00/ea
C4099931	1940 Special 6 . . . . .	70.00/ea
C4115809	1941-48 Deluxe . . . . .	70.00/ea
C4115809	1942-48 Torpedo Except Sedan Coupe . . . . .	70.00/ea
C4125235	1942-48 Torpedo Sedan Coupe, 2507 & 2707 . . . . .	70.00/ea
C4586624	1949-52 Chieftain Exc Convertible & 2Dr Hardtop . . . . .	312.00/ea
C4586625	1949-51 Streamliner Sedan Coupe & 4Dr Sedan . . . . .	320.00/ea
C4586626	1949-52 2Dr Hardtop & Convertible 2537-67 . . . . .	328.00/ea

**FRONT VENT WINDOW GLASS**

Inquire on glass prior to 1939. When ordering please specify CLR for Clear or GTN for green tint. For an additional cost, Smoke Tint may be available, please inquire.

C4090522	1939 Deluxe Convertible . . . . .	INQ/ea
C4091247	1939 Special or Quality 6 . . . . .	30.00/ea
C4101983	1940 Special 6 . . . . .	30.00/ea
C4097024	1939-40 Deluxe Except Convertibles . . . . .	INQ/ea
C4099427	1940 Convertible . . . . .	INQ/ea
C4099406	1940 Torpedo 8 . . . . .	INQ/ea
C4099406	1941 Custom . . . . .	INQ/ea
C4122423	1941-42 Deluxe & Torpedo 4Dr Sedan & 2769 . . . . .	30.00/ea
C4115803	1941-48 Deluxe & Torpedo Coupe, 2Dr & 4Dr Sedans . . . . .	30.00/ea
C4115813	1941-48 Convertible . . . . .	30.00/ea
C4114205	1941-48 Streamliner Sedan Coupe . . . . .	40.00/ea
C4114205	1941-48 Streamliner 4Dr Sedan . . . . .	40.00/ea
C4125272	1942-48 Torpedo Sedan Coupe . . . . .	30.00/ea
C4560574	1949-51 Streamliner Sedan Coupe & 4Dr Sedan . . . . .	30.00/ea
C4561275	1949-52 Chieftain Sedan Coupe, 2Dr & 4Dr Sedan . . . . .	30.00/ea
C4561184	1949-52 Chieftain 2Dr Hardtop & Convertible . . . . .	30.00/ea
C4599944	1953-54 Except 2Dr Hardtop & Convertible . . . . .	30.00/ea
C4602799	1953-54 2Dr Hardtop & Convertible . . . . .	30.00/ea
C4643480	1955-57 2Dr Sedan, 4Dr Sedan & Wagon . . . . .	30.00/ea
C4645230	1955-57 2Dr Hardtop, 4Dr Hardtop, Custom Safari & Convertible . . . . .	30.00/ea
C4714634	1958 Bonneville & Convertible . . . . .	40.00/ea
C4714761	1958 2Dr Hardtop Except Bonn & 4Dr Hardtop . . . . .	40.00/ea
C4720213	1958 2Dr & 4Dr Sedan-49, 2849 . . . . .	40.00/ea
C4714009	1958 Wagon . . . . .	40.00/ea
C4751584	1959-60 2Dr & 4Dr Hardtop & Convertible . . . . .	40.00/ea
C4752960	1959-60 Sedan & Wagon . . . . .	40.00/ea

**FRONT DOOR GLASS**

Inquire on glass prior to 1939. When ordering please specify CLR for Clear or GTN for green tint. For an additional cost, Smoke Tint may be available, please inquire.

C4090613	1939-40 Deluxe Coupes Except Convertible . . . . .	INQ/ea
C4090618	1939 Deluxe Convertible . . . . .	INQ/ea
C4089991	1939 Quality 6 Coupe . . . . .	55.00/ea
C4089989	1939 Quality 6 2Dr Sedan . . . . .	55.00/ea
C4089990	1939 Quality 6 & Special 4 Dr . . . . .	55.00/ea
C4102020	1940 Special 6 2Dr Coupe . . . . .	55.00/ea
C4102021	1940 Special 6 2Dr Sedan . . . . .	55.00/ea
C4102384	1940 Special 6 4 Dr . . . . .	55.00/ea
C4097026	1939-40 Deluxe 2Dr Sedan . . . . .	INQ/ea
C4097027	1939-40 Deluxe 4Dr Models . . . . .	INQ/ea
C4099433	1940 Torpedo Coupe . . . . .	INQ/ea
C4099434	1940 Torpedo 4 Dr . . . . .	INQ/ea
C4101898	1940 Convertible . . . . .	INQ/ea
C4099434	1941 Custom 4 Dr . . . . .	INQ/ea
C4119102	1941 Custom Coupe . . . . .	80.00/ea
C4115804	1941-48 Deluxe & Torpedo Business Coupe . . . . .	55.00/ea
C4115804	1941-48 Deluxe & Torpedo Sport Coupe . . . . .	55.00/ea
C4117561	1941-48 Deluxe & Torpedo 2Dr Sedan . . . . .	55.00/ea
C4115805	1941-48 Deluxe & Torpedo 4Dr Touring Sedan . . . . .	55.00/ea
C4122412	1941-42 Deluxe Torpedo 4Dr, 4 Window Sedan . . . . .	55.00/ea
C4114206	1941-48 Streamliner Coupe & Sedan Coupe . . . . .	80.00/ea
C4114207	1941-48 Streamliner 4Dr Sedan . . . . .	80.00/ea
C4116682	1941 Convertible . . . . .	80.00/ea
C4125241	1942-48 Torpedo Sedan Coupe/. . . . .	55.00/ea

C4132199	1942-48 Convertible . . . . .	80.00/ea
C4561192	1949-51 Streamliner Sedan Coupe . . . . .	55.00/ea
C4560558	1949-50 Streamliner 4Dr Sedan . . . . .	55.00/ea
C4559940	1949-52 Chieftain 2Dr Sedan . . . . .	55.00/ea
C4559951	1949-51 Chieftain Business & Sport Coupes . . . . .	55.00/ea
C4559295	1949-52 Chieftain 4Dr Sedan & Sedan Delivery . . . . .	55.00/ea
C4560906	1949-52 2Dr Hardtop & Convertible . . . . .	55.00/ea
C4562690	1949-52 Metal Wagon . . . . .	55.00/ea
C4595550	1953-54 2Dr Sedan . . . . .	55.00/ea
C4599950	1953-54 4Dr Sedan & Sedan Delivery . . . . .	55.00/ea
C4602629	1953-54 2Dr Hardtop & Convertible . . . . .	55.00/ea
C4603297	1953-54 Wagon . . . . .	80.00/ea
C4649037	1955-57 2Dr Sedan & 2Dr Wagon Except Safari . . . . .	55.00/ea
C4648579	1955-57 4Dr Sedan & 4Dr Wagon . . . . .	55.00/ea
C4645915	1955-57 2Dr Hardtop & Convertible . . . . .	55.00/ea
C4662341	1955-57 Custom Safari . . . . .	55.00/ea
C4668225	1956-57 4Dr Hardtop . . . . .	55.00/ea
C4718205	1958 Bonneville & Convertible . . . . .	55.00/ea
C4720973	1958 2Dr Hardtop Except Bonneville . . . . .	80.00/ea
C4721064	1958 4Dr Hardtop . . . . .	80.00/ea
C4718539	1958 2Dr Sedan . . . . .	80.00/ea
C4721080	1958 4Dr Sedan . . . . .	80.00/ea
C4721471	1958 Wagon . . . . .	80.00/ea
C4801665	1959-60 2Dr Sedan . . . . .	80.00/ea
C4811984	1959-60 2Dr Hardtop . . . . .	55.00/ea
C4758642	1959-60 4Dr Sedan & Wagon . . . . .	80.00/ea
C4811986	1959-60 4Dr Hardtop . . . . .	80.00/ea
C4811992	1959-60 Convertible . . . . .	55.00/ea

**REAR DOOR VENT GLASS**

Inquire on glass prior to 1939. When ordering please specify CLR for Clear or GTN for green tint. For an additional cost, Smoke Tint may be available, please inquire.

C4099446	1940 Torpedo 4 Dr . . . . .	25.00/ea
C4122414	1941-42 Deluxe Torpedo 4Dr, 4 Window Sedan . . . . .	25.00/ea
C4560940	1949-50 Streamliner 4Dr Sedan . . . . .	25.00/ea
C4559589	1949-52 Chieftain 4Dr Sedan . . . . .	25.00/ea
C4600247	1953-54 4Dr Sedan & 2869 . . . . .	INQ/ea
C4721837	1958 Chieftain & Superchief 4Dr Sedan . . . . .	29.00/ea
C4721012	1958 Wagon . . . . .	38.00/ea
C4725204	1958 Starchief 4Dr Sedan . . . . .	45.00/ea

**REAR DOOR GLASS**

Inquire on glass prior to 1939. When ordering please specify CLR for Clear or GTN for green tint. For an additional cost, Smoke Tint may be available, please inquire.

C4090076	1939 Special or Quality 6 4Dr . . . . .	55.00/ea
C		



**REAR QUARTER VENT GLASS**

Inquire on glass prior to 1939. When ordering please specify CLR for Clear or GTN for green tint. For an additional cost, Smoke Tint may be available, please inquire.

C4648218\_ 1955-57 Chieftain 4Dr 3-Seat Wagon . . . . . INQ/ea

**REAR QUARTER GLASS**

Inquire on glass prior to 1939. When ordering please specify CLR for Clear or GTN for green tint. For an additional cost, Smoke Tint may be available, please inquire.

- C4090182\_ 1939 Deluxe 4Dr . . . . . INQ/ea
- C4091378\_ 1939 Deluxe Business Coupe . . . . . INQ/ea
- C4091353\_ 1939 Deluxe Sport Coupe . . . . . INQ/ea
- C4090173\_ 1939 Special or Quality 6 2Dr Sedan . . . . . 65.00/ea
- C4090181\_ 1939 Special or Quality 6 4Dr Touring Sdn, Sliding . . . . . 45.00/ea
- C4091377\_ 1939 Special or Quality 6 Business Coupe . . . . . 45.00/ea
- C4091266\_ 1939 Special or Quality 6 Sport Coupe . . . . . 45.00/ea
- C4097031\_ 1939-40 Deluxe 2Dr Touring Sedan . . . . . INQ/ea
- C4097030\_ 1940 Deluxe 4Dr Touring Sedan . . . . . INQ/ea
- C4091375\_ 1940 Deluxe Business Coupe . . . . . INQ/ea
- C4097029\_ 1940 Deluxe Sport Coupe, Sliding . . . . . INQ/ea
- C4102317\_ 1940 Special 6 2Dr Touring Sedan . . . . . 65.00/ea
- C4102335\_ 1940 Special 6 Business Coupe . . . . . 45.00/ea
- C4102331\_ 1940 Special 6 Sport Coupe & 4Dr Touring, Sliding . . . . . 45.00/ea
- C4105757\_ 1940 Torpedo 4Dr Touring Sedan . . . . . INQ/ea
- C4099979\_ 1940 Torpedo Sport Coupe . . . . . INQ/ea
- C4115808\_ 1941-48 Deluxe & Torpedo 2Dr Sedan & 2711 . . . . . 65.00/ea
- C4117575\_ 1941-48 Deluxe & Torpedo Business Coupe . . . . . 45.00/ea
- C4115811\_ 1941-48 Deluxe & Torpedo Sport Coupe . . . . . 45.00/ea
- C4115807\_ 1941-48 Deluxe Torpedo 4Dr 4 Win Sedan, Sliding . . . . . 45.00/ea
- C4114152\_ 1941-48 Streamliner 2Dr Sedan Coupe . . . . . 85.00/ea
- C4114149\_ 1941-48 Streamliner 4Dr Sedan . . . . . 85.00/ea
- C4132083\_ 1942-48 Convertible . . . . . 65.00/ea
- C4125274\_ 1942-48 Deluxe & Torpedo Sedan Coupe . . . . . 65.00/ea
- C4115807\_ 1942-48 Torpedo 4Dr 6 Window Sedan, Sliding . . . . . 65.00/ea
- C4565585\_ 1949 Woody Wagon, Sliding . . . . . INQ/ea
- C4566726\_ 1949 Woody Wagon, Stationary . . . . . INQ/ea
- C4562015\_ 1949-51 Chieftain Business Coupe . . . . . 45.00/ea
- C4561939\_ 1949-51 Chieftain Coupe . . . . . 45.00/ea
- C4562221\_ 1949-51 Streamliner Sedan Coupe . . . . . 65.00/ea
- C4562415\_ 1949-52 2Dr Hardtop & Convertible . . . . . 45.00/ea
- C4561036\_ 1949-52 Chieftain 2Dr Sedan . . . . . 65.00/ea
- C4562268\_ 1949-52 Metal Wagon Sliding . . . . . 45.00/ea
- C4562269\_ 1949-52 Metal Wagon, Stationary . . . . . 45.00/ea
- C4602745\_ 1953-54 2 Seat & Dix Wagon F-62DF, Stationary . . . . . 80.00/ea
- C4600839\_ 1953-54 2Dr Hardtop . . . . . 45.00/ea
- C4599419\_ 1953-54 2Dr Sedan All . . . . . 65.00/ea
- C4603277\_ 1953-54 3 Seat Wagon 2562 . . . . . 85.00/ea
- C4603276\_ 1953-54 3 Seat Wagon 2562, Sliding . . . . . 85.00/ea
- C4599953\_ 1953-54 Convertible . . . . . 45.00/ea
- C4647560\_ 1955-57 Chieftain 860 3-Seat Wagon with Quarter Vents, Stationary Left . . . . . 315.00/ea
- C4647559\_ 1955-57 Chieftain 860 3-Seat Wagon with Quarter Vents, Stationary Right . . . . . 315.00/ea
- C4647556\_ 1955-57 Chieftain 870, Stationary Left . . . . . 315.00/ea
- C4647555\_ 1955-57 Chieftain 870, Stationary Right . . . . . 315.00/ea
- C4647515\_ 1955-57 2Dr Hardtop . . . . . 65.00/ea
- C4662708\_ 1955-57 Custom Safari, Sliding . . . . . 65.00/ea
- C4660810\_ 1955-57 Custom Safari, Stationary Left . . . . . 315.00/ea
- C4660809\_ 1955-57 Custom Safari, Stationary Right . . . . . 315.00/ea
- C4649356\_ 1955-57 2Dr Sedan . . . . . 65.00/ea
- C4652010\_ 1955-57 2Dr Wagon Exc Safari . . . . . 65.00/ea
- C4647560\_ 1955-57 2Dr Wagon Exc Safari, Stationary Left . . . . . 315.00/ea
- C4647559\_ 1955-57 2Dr Wagon Exc Safari, Stationary Right . . . . . 315.00/ea
- C4646108\_ 1955-57 4Dr Sedan . . . . . 45.00/ea
- C4646346\_ 1955-57 Convertible . . . . . 65.00/ea
- C4715649\_ 1958 2Dr Hardtop Except Bonneville . . . . . 65.00/ea
- C4718829\_ 1958 2Dr Sedan . . . . . 65.00/ea
- C4721750\_ 1958 Bonneville 2Dr Hardtop . . . . . 45.00/ea
- C4725276\_ 1958 Chieftain 4Dr Wagon, Sliding . . . . . 85.00/ea
- C4725284\_ 1958 Chieftain 4Dr Wagon, Stationary . . . . . 85.00/ea
- C4714178\_ 1958 Convertible . . . . . 45.00/ea

- C4725283\_ 1958 Starchief 4Dr Wagon, Stationary . . . . . 85.00/ea
- C4811998\_ 1959-60 2Dr Hardtop . . . . . 65.00/ea
- C4801687\_ 1959-60 2Dr Sedan . . . . . 65.00/ea
- C4758068\_ 1959-60 4Dr Sedan Stationary . . . . . 65.00/ea
- C4760451\_ 1959-60 4Dr Wagon Stationary Vent . . . . . 65.00/ea
- C4785322\_ 1959-60 4Dr Wagon, Left, Stationary Curved . . . . . 368.00/ea
- C4748942\_ 1959-60 4Dr Wagon, Right, Stationary Curved . . . . . 368.00/ea
- C4812789\_ 1959-60 Convertible . . . . . 65.00/ea

**BACK WINDOW GLASS**

Shipped Via Freight Inquire for quote. When ordering please specify CLR for Clear or GTN for green Tint. For an additional cost, Glass can be ordered in Smoke Tint.

- C4091380\_ 1939-40 Deluxe Except Convertible . . . . . INQ/ea
- C4073969\_ 1939 Special or Quality 6 . . . . . 75.00/ea
- C4102337\_ 1940 Special 6 Touring Sedan . . . . . 280.00/ea
- C4102337\_ 1940 Coupes . . . . . 280.00/ea
- C4099998\_ 1940 Torpedo . . . . . INQ/ea
- C4099998\_ 1941 Custom . . . . . INQ/ea
- C4122406\_ 1941-42 Deluxe & Torpedo 4Dr Sedan . . . . . 280.00/ea
- C4122406\_ 1942 Torpedo 8 4Dr Metro Sedan . . . . . 280.00/ea
- C4116683\_ 1941-48 Deluxe & Torpedo Exc Con or Sdn Coupe . . . . . 280.00/ea
- C4119104\_ 1941-48 Streamliner 4Dr Sedan . . . . . 350.00/ea
- C4119104\_ 1942-48 Streamliner Coupe & Sedan Coupe . . . . . 350.00/ea
- C4125275\_ 1942-48 Torpedo Sedan Coupe . . . . . 280.00/ea
- C4566730\_ 1949 Woody Wagons 2561 . . . . . 130.00/ea
- C4559990\_ 1949-51 Streamliner Sedan Coupe & 4Dr Sedan . . . . . 280.00/ea
- C4559993\_ 1949-52 Chieftain 2Dr & 4Dr Sedan . . . . . 280.00/ea
- C4561843\_ 1949-51 Chieftain Business & Sport Coupe . . . . . 280.00/ea
- C4562389\_ 1949-53 Sedan Delivery . . . . . 280.00/ea
- C4566729\_ 1949-54 Metal Wagons 2562 . . . . . 150.00/ea
- C4577106\_ 1950-52 2Dr Hardtop 2537, Right Glass . . . . . 110.00/ea
- C4577107\_ 1950-52 2Dr Hardtop 2537, Left Glass . . . . . 110.00/ea
- C4577108\_ 1950-52 2Dr Hardtop 2537, Center Glass . . . . . 200.00/ea
- C4616100\_ 1953-54 2Dr & 4Dr Sedan-69, 2869 . . . . . 300.00/ea
- C4618686\_ 1953-54 2Dr Hardtop . . . . . 330.00/ea
- C4646181\_ 1955-57 2Dr & 4Dr Sedan . . . . . 280.00/ea
- C4647541\_ 1955-57 2Dr Hardtop . . . . . 280.00/ea
- C4649514\_ 1955-57 2Dr & 4Dr Wagons Exc Custom Safari . . . . . 280.00/ea
- C4657775\_ 1955-57 Custom Safari . . . . . 280.00/ea
- C4667732\_ 1956-57 4Dr Hardtop All . . . . . 350.00/ea
- C4712425\_ 1958 Bonneville 2Dr Hardtop . . . . . 350.00/ea
- C4713527\_ 1958 Chieftain, Starchief & Superchief . . . . . 430.00/ea
- C4716385\_ 1958 Wagons . . . . . 420.00/ea
- C4746687\_ 1959-60 2Dr & 4Dr Sedan . . . . . 370.00/ea
- C4757361\_ 1959-60 2Dr Hardtop . . . . . 350.00/ea
- C4751554\_ 1959-60 4Dr Hardtop . . . . . INQ/ea
- C4751470\_ 1959-60 Wagons . . . . . INQ/ea

**WINDOW ASSEMBLIES, FRAMES, SASHES & PARTS**

**VENT WINDOW FRAME & GLASS ASSEMBLIES**

These Assemblies Only Include Frames & Glass. Pre-assembled ready to install. When ordering please specify clear or green tint. CA for Clear & ER for green.

- C4156678\_ 1955-57 Convertible Assembly without Latch, Left or Right . . . . . 125.00/ea
- C4156676R\_ 1955-57 2Dr & 4Dr Hardtop, Custom Safari & Convertible Assembly with Latch, Right Hand . . . . . 125.00/ea
- C4156676L\_ 1955-57 2Dr & 4Dr Hardtop, Custom Safari & Convertible Assembly with Latch Left . . . . . 125.00/ea
- C4156677L\_ 1955-57 2Dr & 4Dr Sedan & Wagon Assembly with Latch Left Hand . . . . . 125.00/ea
- C4156677R\_ 1955-57 2Dr & 4Dr Sedan & Wagon Assembly with Latch, Right Hand . . . . . 139.95/ea
- C4237010\_ 1958 Bonneville 2Dr Hardtop & All Convertible Assembly without Latch, Left or Right . . . . . 125.00/ea
- C4302434\_ 1959-60 2Dr & 4Dr Hardtop & Convertible Assembly without Latch, Left or Right . . . . . 125.00/ea

**VENT WINDOW FRAMES**



- C4156678RS 1955-57 Convertible Frames with Latches . . . . . 125.00/ea
- C4156320RPS 1955-57 2Dr & 4Dr Sedan & Wagon Frames without Latches . . . . . 80.00/ea
- C4156320RS 1955-57 2Dr & 4Dr Sedan & Wagon Frame with Latches . . . . . 139.95/ea
- C4156676RS 1955-57 2Dr & 4Dr Hardtop & Custom Safari Frame with Latches . . . . . 145.00/ea
- C4302434R 1959-60 2Dr & 4Dr Hardtop & Convertible Frame, Right Hand . . . . . 75.00/ea
- C4302435R 1959-60 2Dr & 4Dr Hardtop & Convertible Frame, Left Hand . . . . . 75.00/ea

**VENT WINDOW CAP REVEAL & DIV POST SCALP MOLDINGS**

- C4156892RS 1955-57 2Dr Hardtop, Conv & Safari Scalp Moldings, Right Hand Inner & Outer . . . . . 50.00/set
- C4156893RS 1955-57 2Dr Hardtop, Conv & Safari Scalp Moldings, Left Hand Inner & Outer . . . . . 50.00/set
- C4156329RS 1955-57 2Dr & 4Dr Sedan & Wagon Scalp Moldings, Left Hand Inner & Outer . . . . . 50.00/set
- C4156328RS 1955-57 2Dr & 4Dr Sedan & Wagon Scalp Moldings, Right Hand Inner & Outer . . . . . 50.00/set
- C4648236R 1955 Conv & Custom Safari Cap Reveal Molding . . . . . 29.95/ea
- C4648236R 1955-57 2Dr Hardtop Cap Reveal Molding . . . . . 29.95/ea

**VENT WINDOW ASSEMBLY HARDWARE**

- C4172393RS 1926-60 Frame Rivets 10 Pieces, 3/32"Dia X 3/16"L. . . . . 3.50/set
- C4173376RS 1949-52 Except Hardtops, Upper Pivot Pins . . . . . 2.00/pr
- C431577RS 1955-57 Assembly Screw Kit . . . . . 20.00/kit
- C4747941R 1941-57 Sedan & Wagon Exc Safari Adjuster Bolt . . . . . 15.00/ea
- C4663906R 1941-58 Convertible & Hardtop Adjuster Bolt . . . . . 15.00/ea
- C4663906R 1955-57 Custom Safari Adjuster Bolt . . . . . 15.00/ea
- C4663906R 1959-60 Adjuster Bolt . . . . . 15.00/ea

**DOOR WINDOW ASSEMBLIES**

These Assemblies Only Include Frames & Glass. Pre-assembled ready to install. When ordering please specify clear or green tint. CA for Clear & ER for green.

- C4602629R\_ 1953-54 2Dr Hardtop & Convertible, Right . . . . . 225.00/ea
- C4602629L\_ 1953-54 2Dr Hardtop & Convertible, Left . . . . . 225.00/ea
- C4645916R\_ 1955-57 2Dr Hardtop & Convertible, Right . . . . . 195.00/ea
- C4645916L\_ 1955-57 2Dr Hardtop & Convertible, Left . . . . . 195.00/ea
- C4662341R\_ 1955-57 Custom Safari, Right . . . . . 225.00/ea
- C4662341L\_ 1955-57 Custom Safari, Left . . . . . 225.00/ea
- C4718206R\_ 1958 Bonneville 2Dr Hardtop & Convertible, Right . . . . . 220.00/ea
- C4718206L\_ 1958 Bonneville 2Dr Hardtop & Convertible, Left . . . . . 220.00/ea
- C4720974R\_ 1958 Chieftain Starchief & Superchief 2Dr Hardtop, Right . . . . . 250.00/ea
- C4720974L\_ 1958 Chieftain Starchief & Superchief 2Dr Hardtop, Left . . . . . 250.00/ea
- C4754872R\_ 1959-60 2Dr Hardtop & Convertible, Right . . . . . 220.00/ea
- C4754872L\_ 1959-60 2Dr Hardtop & Convertible, Left . . . . . 220.00/ea

**DOOR WINDOW HARDWARE**



- C4869380RS 1955-60 2Dr & 4Dr Hardtop & Convertible Window Frame Screw Set . . . . . 10.00/set
- C4759002RS 1959-60 Front Door Window Glass Run Channel Studs with Nuts & Washers . . . . . 18.00/pr
- C4833799RS 1959-60 2Dr Hardtop, 4Dr Hardtop & Convertible, Glass Limit Stop Front or Rear, Does 1 Door . . . . . 20.00/set

**DOOR ADJUSTMENT HARDWARE, HOLE PLUGS, PLATES & SEALS**

- C4049538RS 1941-48 Convertible, Adjustment Plug Grommets . . . . . 19.00/pr
- C4606324KIT 1955-57 2Dr & 4Dr Hardtop, Convertible & Custom Safari, Sash Channel Lower Adjusting Hole Plates & Seals with Hardware, Does Two Doors . . . . . 22.00/set
- C4606324RS 1955-57 2Dr & 4Dr Hardtop, Convertible & Custom Safari Sash Channel Lower Adjusting Hole Rubber Plugs . . . . . 8.00/pr

**QUARTER WINDOW ASSEMBLIES**

These Assemblies Only Include Frames & Glass. Pre-assembled ready to install.

- C4647516R\_ 1955-57 2Dr Hardtop, Right . . . . . 240.00/set
- C4647516L\_ 1955-57 2Dr Hardtop, Left . . . . . 240.00/set
- C4646347R\_ 1955-57 Convertible, Right . . . . . 280.00/set
- C4646347L\_ 1955-57 Convertible, Left . . . . . 280.00/set

**QUARTER WINDOW HARDWARE**




- C115005RS 1949-60 Quarter Window Rivet 16 Piece Set, 1949-54 Requires Two Packs . . . . . 5.00/set
- C4658492RS 1955-57 Custom Safari Sliding Quarter Window Stainless Steel Inner Vertical Molding with Fuzzie . . . . . 165.00/pr
- C4655490RS 1955-57 Custom Safari Stationary Quarter Window Leading Edge Vertical Molding . . . . . 160.00/pr
- C4663807RS 1955-57 Custom Safari Stainless Steel Sliding Quarter Window Lock Brackets . . . . . 25.00/pr
- C4691891RS 1955-57 Custom Safari Sliding Quarter Window Run Channel Stainless Steel Brackets, Includes Window Stops . . . . . 46.00/set
- C4651492RS 1955-57 Custom Safari & Wagon Stainless Steel Inside Lower Rear Quarter Glass Brackets . . . . . 85.00/pr
- C4663852RS 1955-57 Custom Safari Stainless Steel Inside Upper Rear Quarter Glass Brackets . . . . . 70.00/pr
- C4663846RS 1955-57 Custom Safari Sliding Quarter Stationary Center Glass Channel Locating 6 Piece Clip Set . . . . . 26.00/set
- C4671633RS 1955-57 Custom Safari Stainless Steel Side Window 16 Piece Clip Kit . . . . . 80.00/Kit
- C168496RS 1955-57 Custom Safari Side Window Molding 60 Piece Screw Kit . . . . . 11.00/Kit
- C4650160RS 1955-57 Wagon Curved Quarter Glass Upper Retaining 8 Piece Clip Set . . . . . 28.00/set
- C4650161RS 1955-57 Wagon Curved Quarter Glass Lower Retaining 10 Piece Clip Set . . . . . 40.00/set
- C4869380RS 1955-60 2Dr & 4Dr Hardtop & Convertible Window Frame Screw Set . . . . . 10.00/set

**QUARTER WINDOW LOWER GLASS LIMIT STOP**

- C4692356R 1955-58 2Dr Hardtop, Bolts To Inner Quarter . . . . . 16.00/ea
- C4834034R 1955-58 2Dr Hardtop & Convertible . . . . . 14.00/ea
- C4834034R 1955-57 2Dr Sedan . . . . . 14.00/ea
- C4834034R 1959-60 2Dr Hardtop . . . . . 14.00/ea

**DOOR & QUARTER WINDOW ANTI-RATTLE ROLLER**



- C4091152RS 1931-54 Convertible Door Window, Rubber Roller 4 Piece Set . . . . . 15.00/set
- C4091152RS 1955-57 2Dr Hardtop, Convertible & Custom Safari Door Window, Rubber Roller 4 Piece Set . . . . . 15.00/set
- C4091152RS 1955-57 2Dr Sedan Quarter Window, Rubber Roller 4 Piece Set . . . . . 15.00/set
- C4591566R 1953-57 2Dr Hardtop, Conv & Custom Safari, Inner . . . . . 20.00/ea
- C4091152R 1931-54 Convertible Door Window, Outer . . . . . 15.00/ea
- C4091152R 1955-57 2Dr Hardtop, Convertible & Custom Safari Door Window, Outer . . . . . 15.00/ea
- C4091152R 1955-57 2Dr Sedan Quarter Window, Outer . . . . . 15.00/ea



**DOOR & QUARTER WINDOW LIFT LIMIT UPPER STOP SETS & CAPS**

C4099476KIT	1953-54 2Dr Hardtop Quarter Window Set; Does 1 Window. . . . .	35.00/set
C4099476RS	1953-54 2Dr Hardtop Quarter Window Rubber Cap 4 Piece Set; Does 2 Windows . . . . .	10.25/set
C4099476KIT	1953-57 2Dr & 4 Dr Hardtop, Convertible & Custom Safari Door Window Set; Does 1 Window . . . . .	35.00/set
C4099476RS	1953-57 2Dr & 4 Dr Hardtop, Convertible & Custom Safari Door Rubber Cap 4 Piece Set; Does 2 Windows . . . . .	10.25/set
C4625895KIT	1955-57 Custom Safari Door Window Set, Does 1 . . . . .	25.00/set
C4087403RS	1956-57 4 Dr Hardtop Door Window Set, Does 1 . . . . .	15.00/set
C4605158KIT	1958 2Dr & 4Dr Hardtop & Convertible Door Window Set; Does 1 Window. . . . .	33.00/set
C4099476RS	1958 2Dr & 4Dr Hardtop & Convertible Door Window Rubber Cap 4 Piece Set; Does 2 Windows . . . . .	10.25/set

**HARDTOP & CONVERTIBLE QUARTER WINDOW PLATES, STUDS & BOLTS**

C4562263R	1949-54 2Dr Hardtop & Convertible Rear Quarter Window Adjusting Plate, Right . . . . .	34.00/ea
C4562264R	1949-54 2Dr Hardtop & Convertible Rear Quarter Window Adjusting Plate, Left . . . . .	34.00/ea
C4606826RS	1953-54 2Dr Hardtop & Convertible Rear Quarter Window Pivot Assembly Set with Hardware . . . . .	290.00/set
C4606826RPS	1953-54 2Dr Hardtop & Convertible Rear Quarter Window Pivot Assembly Set without Hardware . . . . .	215.00/set
C4557324RS	1953-54 2Dr Hardtop & Convertible Rear Quarter Window Pivot Assembly Set without Hardware . . . . .	19.00/set
C4562263R	1955-59 Conv Quarter Window Adjusting Plate, RH 34.00/ea	
C4562264R	1955-59 Conv Quarter Window Adjusting Plate, LH 34.00/ea	
C4606826RS	1955-60 Convertibles Rear Quarter Window Pivot Assembly Set with Hardware . . . . .	290.00/set
C4606826RPS	1955-60 Convertibles Rear Quarter Window Pivot Assembly Set without Hardware . . . . .	215.00/set
C4557324RS	1955-60 Convertible Only Rear Quarter Window Pivot Stud 4 Piece Set . . . . .	19.00/set
C4607677RPS	1953-54 2Dr Hardtop & Convertible Rear Quarter Window Pivot Bolt Set, Does 1 Side . . . . .	7.00/set
C4607677RPS	1955-60 Convertibles Rear Quarter Window Pivot Bolt Set, Does 1 Side. . . . .	7.00/set

**MECHANICAL SIDE ROOF RAIL DOOR FLIPPER PARTS - 2 DOOR HARDTOPS**

C4643226RS	1955 6 Piece Spring Set . . . . .	20.00/set
C455985RS	1955-57 Stainless Steel 26 Piece Rivet Set . . . . .	7.00/set
C456288RS	1955-57 Flipper & Quarter Window Roof Track 40 Piece Screw Set . . . . .	8.50/set
C4102157RS	1955-57 Fuzzie Relining 4 Piece Set, Does Both Flippers . . . . .	72.00/set

**DOOR WINDOW LOWER SASH CHANNELS - FRONT**

		
C4400312RP	1926-60 Plain Steel Material 48", Trim To Fit, Requires Your Brackets . . . . .	30.00/ea
C4598524R	1953-54 2Dr Hardtop & Convertible Right, Chrome . . . . .	37.00/ea
C4598525R	1953-54 2Dr Hardtop & Convertible Left, Chrome . . . . .	37.00/ea
C4648397R	1955-57 2Dr Hardtop & Convertible Right, Chrome . . . . .	28.00/ea
C4648398R	1955-57 2Dr Hardtop & Convertible Left, Chrome . . . . .	28.00/ea
C4658473R	1955-57 Custom Safari Right, Plain Steel . . . . .	32.00/ea
C4658474R	1955-57 Custom Safari Left, Plain Steel. . . . .	32.00/ea
C4645427R	1955-57 2Dr Sedan & Wagon Right, Plain Steel . . . . .	26.00/ea
C4645428R	1955-57 2Dr Sedan & Wagon Left, Plain Steel . . . . .	26.00/ea
C4647093R	1955-57 4Dr Sedan & Wagon Right, Plain Steel . . . . .	26.00/ea
C4647094R	1955-57 4Dr Sedan & Wagon Left, Plain Steel . . . . .	26.00/ea
C4758919R	1958 2Dr Hardtop & Convertible Right, Chrome . . . . .	79.00/ea

C4758918R	1958 2Dr Hardtop & Convertible Left, Chrome . . . . .	79.00/ea
C4754725R	1959-60 2Dr Hardtop & Convertible Right, Chrome . . . . .	79.00/ea
C4754726R	1959-60 2Dr Hardtop & Convertible Left, Chrome . . . . .	79.00/ea

**DOOR WINDOW LOWER SASH CHANNELS - REAR**

C4647182R	1955-57 4Dr Sedan & Wagon Right, Plain Steel . . . . .	26.00/ea
C4647183R	1955-57 4Dr Sedan & Wagon Left, Plain Steel . . . . .	39.00/ea

**REAR SIDE WINDOW SASH CHANNELS**

C4673302R	1955-57 2Dr Sedan, Right . . . . .	42.00/ea
C4673301R	1955-57 2Dr Sedan, Left. . . . .	42.00/ea

**REAR QUARTER WINDOW LOWER TRACKS**

The Quarter Window Track installs inside the Quarter Panel & the Quarter Window follows it when rolled up or down.

C4646987R	1955-57 Convertible Track, Right . . . . .	160.00/ea
C4646986R	1955-57 Convertible Track, Left . . . . .	160.00/ea
C4649929RS	1955-57 2 Dr Sedan & Wagon Vertical Track, Installs in Body Onto Post . . . . .	24.00/ea
C4646426R	1955-57 2Dr Hardtop Small Track, Right Hand . . . . .	44.00/ea
C4646427R	1955-57 2Dr Hardtop Small Track, Left Hand . . . . .	44.00/ea
C4649253R	1955-57 2Dr Hardtop Long Track, Right Hand . . . . .	52.00/ea
C4649254R	1955-57 2Dr Hardtop Long Track, Left Hand . . . . .	52.00/ea
C4648658R	1955-57 2Dr Sedan Small Track, Right Hand . . . . .	44.00/ea
C4648659R	1955-57 2Dr Sedan Small Track, Left Hand . . . . .	44.00/ea
C4648714R	1955-57 2Dr Sedan Long Track, Right Hand . . . . .	52.00/ea
C4648715R	1955-57 2Dr Sedan Long Track, Left Hand . . . . .	52.00/ea

**REAR OF DOOR VERTICAL GLASS RUN CHANNEL**

Run channels are lined with a mohair material & guide the rear of the door window as it rolls up & down.

C4663432R	1955-57 2Dr Hardtop, Conv & Custom Safari, Right . . . . .	46.00/ea
C4663433R	1955-57 2Dr Hardtop, Conv & Custom Safari, Left . . . . .	46.00/ea

**DOOR WINDOW RUN CHANNEL CARRIER**

Carriers hold the flexible window run channel & are installed in the body of the door below the open window area.

C5812721R	1926-60 Carrier, Stainless Beaded 18", 5/8" X 1/2" . . . . .	9.75/ea
C5812722A	1926-60 Carrier, Stainless Beaded 24", 5/8" X 1/2" . . . . .	12.75/ea
C4103233R	1933-54 Support Clip, Would Attach with 2 Rivets . . . . .	2.00/ea

**LIFTGATE COMPONENTS**

C2321869RS	1955-57 Custom Safari Inner Window Frame Screws . . . . .	48.00/set
C2321869SS	1955-57 Custom Safari Screw Kit, Stainless Includes C2321869RS . . . . .	64.95/set
C4711766RS	1955-57 Wagon Retainer Clip 4 Piece Set . . . . .	95.00/set

**WINDOW REGULATOR & COMPONENTS**



**MANUAL VENT WINDOW REGULATORS**

C4691194R	1955-57, Right . . . . .	85.00/ea
C4691195R	1955-57, Left . . . . .	85.00/ea
C4814806R	1959-60, Right . . . . .	199.00/ea
C4814807R	1959-60, Left . . . . .	199.00/ea
C4155278RS	1958-60 Spring Clips . . . . .	1.00/pr

**MANUAL DOOR WINDOW REGULATORS**

C4646531R	1955-57 2Dr Hardtop & Convertible, Right . . . . .	160.00/ea
C4646532R	1955-57 2Dr Hardtop & Convertible, Left . . . . .	160.00/ea
C4646527R	1955-57 2Dr Sedan, Safari & 2Dr Wagon, Right . . . . .	160.00/ea
C4646528R	1955-57 2Dr Sedan, Safari & 2Dr Wagon, Left . . . . .	160.00/ea
C4670286R	1956-57 4Dr Hardtop & Convertible, Right . . . . .	210.00/ea
C4670285R	1956-57 4Dr Hardtop & Convertible, Left . . . . .	210.00/ea

**MANUAL QUARTER WINDOW REGULATORS**

C4657650R	1955-57 2Dr Hardtop, Right . . . . .	120.00/ea
C4657651R	1955-57 2Dr Hardtop, Left . . . . .	120.00/ea
C4647475R	1955-57 2Dr Sedan, Right . . . . .	105.00/ea
C4647476R	1955-57 2Dr Sedan, Left . . . . .	105.00/ea
C4646460R	1955-57 Convertible, Right. . . . .	110.00/ea
C4646461R	1955-57 Convertible, Left . . . . .	110.00/ea

**WINDOW REGULATOR COMPONENTS**

CRP63	1926-38 Regulator Clutch Key . . . . .	1.00/ea
C3847281RS	1926-54 Regulator Cam Roller & Rivet, Fits 1/4" Hole, Pulley Shape . . . . .	1.75/ea
C4260009RS	1930-36 4Dr Quarter Window Regulator Coil Spring & Pin . . . . .	56.00/set
C4260009RS	1930-48 Exc 31 Conv, Regulator Coil Spring & Pin . . . . .	56.00/set
CRP63	1939 Quality & Special 6 Regulator Clutch Key . . . . .	1.00/ea
C4099974FR	1955-57 2Dr Front Door Roller Guides, Left or Right . . . . .	28.00/ea
C4099974Q	1955-57 2Dr Rear Quarter Roller Guides, Left or Right. . . . .	22.00/ea
C4670483R	1955-57 4Dr Front Door Roller Guides, Left or Right . . . . .	33.00/ea
C4099974RR	1955-57 4Dr Rear Door Roller Guides, Left or Right . . . . .	33.00/ea
C4667911RS	1955-57 Regulator Cam Roller & Rivet, Fits 5/16" Hole, Pulley Shape . . . . .	3.00/ea
C4646532G	1955-57 2D Hardtop & Convertible Regulator Gear Plate . . . . .	24.95/ea
C4646528G	1955-57 Sedan & Wagon Regulator Gear Plate . . . . .	24.95/ea
C164012RS	1955-57 Glass Track To Regulator Arm Screw 10 Piece Set . . . . .	5.00/set
C5096732RS	1955-60 Regulator Screw & Washer 8 Piece Set . . . . .	7.00/set
C4667911RS	1958 Wagon Regulator Cam Roller & Rivet, Fits 5/16" Hole, Pulley Shape . . . . .	3.00/ea
C4698278RS	1958 Exc Wagon Regulator Cam Roller & Rivet Front Door, Wheel Shape . . . . .	1.40/set
C4698278RS	1959-60 Regulator Cam Roller & Rivet, Wheel Shape . . . . .	1.40/set

**POWER WINDOW WIRE CONDUITS**

C4645904RS	1955-58 Wire Conduits . . . . .	64.00/pr
C4783745RS	1959-60 Wire Conduits . . . . .	72.00/pr

**EXTERIOR EMBLEMS & ORNAMENTS**

**HOOD ORNAMENT INSERTS - DELUXE LUCITE**

These are the Lucite inserts for the Pontiac accessory light-up hood ornaments. They do not include the metal bases.



C503365R	1939 8 Cylinder Insert . . . . .	65.00/ea
C504245R	1940 Insert . . . . .	80.00/ea
C506766R	1941 Insert . . . . .	110.00/ea
C507305R	1942 8 Cylinder Insert . . . . .	110.00/ea
C508616R	1946 8 Cylinder Insert . . . . .	90.00/ea
C510564R	1948 8 Cylinder Insert . . . . .	90.00/ea
C512713R	1949 Insert . . . . .	90.00/ea
C513871R	1950 Insert . . . . .	90.00/ea
C514869R	1951 Insert . . . . .	90.00/ea
C515577R	1952 Insert . . . . .	90.00/ea
C516725R	1953 Insert . . . . .	90.00/ea
C517673R	1954 Insert . . . . .	90.00/ea
C521447AR	1955 Amber Insert . . . . .	105.00/ea
C521447CR	1955 Clear Insert . . . . .	105.00/ea
C522064R	1956 Clear Insert . . . . .	110.00/ea

**FRONT EMBLEMS, ORNAMENTS & LETTER SETS**



C519494RS	1955 Hood Front Letter Set, "Pontiac" . . . . .	84.00/set
C521411RS	1956 Hood Front Script Emblem, "P" & "ontiac" . . . . .	78.00/set
C523601R	1957 Hood Grill Insert . . . . .	75.00/ea
C923912RS	1957 Lighted Fender Ornament Set with Inserts . . . . .	380.00/pr
C523905RS	1957 Lighted Fender Ornament Lucite Inserts . . . . .	98.00/pr
C531263RS	1958 Hood Front Letter Set, "BONNEVILLE" . . . . .	237.00/ea
C528599R	1958 Radiator Grill Gold Shield Emblem . . . . .	48.00/ea
C532840R	1959 Catalina & Star Chief Grill Emblem, "Pontiac" . . . . .	45.75/ea
C536252RS	1960 Hood Front Letter Set, "PONTIAC" . . . . .	71.00/set

**SIDE EMBLEMS & ORNAMENTS**

On 1955 Starchief, there is one C51858R on the front fender & two on the front door. 1957 Chieftain 2Dr models had three quarter panel stars or two on the door & one on the quarter panel for 4Dr models. 1957 Starchief 2Dr models had four quarter panel stars or three on the door & one on the quarter panel for 4Dr models. 1958 Chieftains had three quarter panel stars while Starchief had four. C51858R & C4720148R have



	both been found on 1957 Models.	
C517763R	1954 Star Chief Rear Quarter Ornament Star . . . . .	21.00/ea
C518658R	1955 Starchief Front Fender/Front Door Chrome Ornament Star, 2 Prong; Also Sold In Set Of 6 or 8. . . . .	17.00/ea
C518658RS	1955 Starchief Front Fender/Front Door Chrome Ornament 2 Prong Star Set of 6 . . . . .	102.00/set
C520408RS	1955 Rear Quarter Panel V8 Emblems, Gold Plated with White Edge. . . . .	90.00/pr
CBC044A	1955-56 2Dr Hardtop Roof Panel Script, "Catalina" . . . . .	35.00/ea
C521595RS	1955-56 Door Scripts, "Safari" . . . . .	76.00/pr
C521436RS	1956 Door Scripts, "Star" & "Chief" Does One Door . . . . .	75.00/set
C522556RS	1956 Front Fender V8 Emblems, Gold-Plated . . . . .	90.00/pr
C522556RS	1957 Canadian Models Front Fender V8 Emblems, Gold-Plated . . . . .	90.00/pr
C518658R	1957 Starchief Rear Door or Quarter Chrome Ornament 2 Prong Star Set of 8 . . . . .	136.00/set
C523732RS	1957 Rear Quarter Name Scripts, "Safari" . . . . .	150.00/pr
C524673RS	1957 Front Fender Emblem Scripts, "Superchief" NOS Plated To Show Quality . . . . .	215.00/pr
C528749RS	1957 Bonneville Front Fender Ornament Louver 14 Piece Set . . . . .	530.00/set
C528617RS	1957 Bonneville Front Fender & Trunk Emblem Set of 3, "Fuel Injection" In Kenya Ivory . . . . .	730.00/set
C529579RS	1957 Rear Quarter Panel Scripts, "Bonneville" . . . . .	538.00/pr
C4720148R	1957-58 Rear Door or Quarter Chrome Ornament Star, 3 Prong NOS Plated To Show Quality . . . . .	20.00/ea
C531852BRS	1958 Front Fender Emblem, "Tripower" Red/White/Blue. . . . .	120.00/pr
C4723711	1958 Rear Door/Rear Quarter Panel Script "Chieftain" NOS Plated To Show Quality . . . . .	164.00/pr
C529913RS	1958 Front Fender Scripts, "Bonneville" . . . . .	110.00/pr
C529911RS	1958 Front Fender Scripts, "Starchief". . . . .	110.00/pr
C4725120RS	1958 Starchief Rear Door or Quarter Panel Shield Emblems, Gold-Plated . . . . .	96.00/pr
C531852GRS	1959 Front Fender Emblems, "Tripower" Silver & Gold . . . . .	120.00/pr
C4760658RS	1959 Bonneville, Wagon & Safari Rear Door or Quarter, Bar Ornament 8 Piece Set . . . . .	401.00/set
C4776825R	1959 Starchief Rear Door or Quarter, Star Ornament . . . . .	48.00/ea
C4776825R	1959 Starchief Rear Quarter Panel, Star Ornament. . . . .	48.00/ea
C536791RS	1960 Bonne & Wagons Front Fender Crest Emblems . . . . .	80.00/pr
C4782696R	1960 Fuel Door Crest Emblem, Gold & White. . . . .	56.50/ea



**REAR EMBLEMS & ORNAMENTS**

	
C519494RS	1955 Trunk Letter Set, "PONTIAC" . . . . . 84.00/set
C520774RS	1955-57 Custom Safari Tailgate Letter Set, "PONTIAC" . . . . . 100.00/set
C4671778RS	1955-57 Custom Safari Tailgate Bar 8 Piece Complete Set . . . . . 744.00/set
C4658499RS	1955-57 Custom Safari Tailgate 6 Piece Bar Set . . . . . 560.00/set
C4671779R	1955-57 Custom Safari Tailgate Center Bar Only . . . . . 238.00/ea
C4671778R	1955-57 Custom Safari Tailgate Bar Handle Only . . . . . 90.00/ea
C4595034RS	1955-57 Custom Safari Tailgate Bar Clip Set of 33 . . . . . 107.00/set
C521412RS	1956 Exc Custom Safari, Trunk Lid Script Set, "P" & "ontiac" . . . . . 80.00/set
C521255R	1956 Star Chief Trunk Lid, Star Ornament . . . . . 32.00/ea
C523485RS	1957 Exc Custom Safari Trunk Lid Letter Set, "PONTIAC" . . . . . 114.00/set
C523485RS	1957-58 Spare Tire Cover Letter Set, "PONTIAC" . . . . . 114.00/set
C4751433RS	1958 Bonneville Rear Quarter End Paint Divider Molding 4 Piece Set . . . . . 58.00/set
C531256RS	1958 Trunk Lid Letter Set, "BONNEVILLE" . . . . . 250.00/set
C4753524RS	1959 Catalina Exc Wagon Tail Panel Letter Set, "PONTIAC" . . . . . 164.50/set
C4784020RS	1960 Catalina & Starchief exc Wagon Tail Panel Letter Set, "PONTIAC" . . . . . 71.00/set
C4770746RS	1960 Tail Panel Gold letter Set, "BONNEVILLE" . . . . . 280.00/set

C4654613R	1955-57 Wagons & Sedans, Upper Right Molding . . . . . 130.00/ea
C4646446R	1955-57 Except Convertible, Upper Reveal Molding Joint Escutcheon . . . . . 14.50/ea
C4654578R	1955-57 Lower Reveal Molding Joint Escutcheon . . . . . 14.50/ea
C4649994R	1955-57 Except Conv, Lower Left Corner Molding . . . . . 83.00/ea
C4649993R	1955-57 Except Conv, Lower Right Corner Molding . . . . . 83.00/ea
C4687820R	1957 Lower Molding Left Hand . . . . . 115.00/ea
C4687819R	1957 Lower Molding Right Hand. . . . . 115.00/ea

**DOOR WINDOW REVEAL BELT LINE MOLDINGS**

C4649324RS	1955-57 2Dr Hardtop & Convertible . . . . . 175.00/pr
C4643353R	1955-56 Chieftain 870 2Dr Sedan, Fits Right or Left. . . . . INQ/ea

**QUARTER WINDOW REVEAL BELT MOLDINGS**

C4649065RS	1955-57 Convertible . . . . . 450.00/pr
------------	---

**ROCKER PANEL MOLDINGS - REPLACEMENT**

C524835RPS	1957 Custom Safari, Must Be Shortened 2". . . . . 195.00/pr
------------	---

**BACK WINDOW REVEAL MOLDINGS & ESCUTCHEONS**

C4648255RS	1955-57 2Dr Hardtop Upper & Lower 3 Piece Set . . . . . 340.00/set
C4648489R	1955-57 2Dr Hardtop, Upper. . . . . 152.31/ea
C4648254RS	1955-57 2Dr Hardtop, Lower Side . . . . . 225.00/pr
C4648755RS	1955-57 2Dr Hardtop, Upper Corner Molding w/ Clips . . . . . 18.00/pr
C4647354RS	1955-57 2 Dr & 4 Dr Sedan, Upper Corner Molding with Clips . . . . . 26.00/pr
C4647160R	1955-57 Exc 4Dr Hardtop Lower Joint Escutcheon . . . . . 14.50/ea
C4671619R	1955-57 4Dr Hardtop Lower Joint Escutcheon . . . . . 17.00/ea
C4718624R	1958 Bonneville 2Dr Hardtop, Lower Corner Molding . . . . . 46.50/ea

**EXTERIOR MOLDING CLIPS & HARDWARE**



**WINDSHIELD REVEAL MOLDING CLIPS**

C4148GMS	1941-48 Garnish & Reveal Molding Hardware, 71 Piece Set . . . . . 13.00/set
C4574744RPS	1949-52 Center Division Post Clip 3 Piece Set . . . . . INQ/set
C4606149RPS	1949-52 Lower Replacement Clip Set. . . . . 32.00/set
C4676693RS	1955-57 Corner Clip Set . . . . . 14.00/pr
C4655478RS	1955-57 Lower Molding Clip Set. . . . . 16.00/set
C4721114RS	1958 Bonneville 2Dr Hardtop 6 Piece Clip Set . . . . . 36.00/set
C4815949R	1959-60, Upper Molding Clip, Takes 7. . . . . 0.80/ea
C4770016R	1959-60 Lower Molding Clip, Takes 9 . . . . . 3.50/ea
C4770016R	1959 Lower Molding Clip, Takes 7. . . . . 3.50/ea
C4770016RS	1959-60 26 Piece Molding Clip Set . . . . . 32.00/set
C4759390R	1959-60 Lower Outer Molding Clip, Takes 4. . . . . 3.50/ea
C4759334R	1959-60 Front Upper Stud Type Clip, Takes 9. . . . . 2.50/ea
C4759334RS	1959-60 Front Upper Stud Type 6 Clip Set . . . . . 16.00/set

**ROOFRAIL MOLDING SCREWS**

C4825964RS	1959-72 Channel 28 Piece Screw Set. . . . . 18.00/set
------------	---

**FENDER MOUNTING CAGE NUTS**

C346230R	1930-32 2 1/4" Hole Spacing. . . . . 6.50/ea
C4034101R	1933-41 1 7/16" Hole Spacing. . . . . 2.50/ea

**FENDER MOLDING CLIPS & HARDWARE**

C4114230R	1941-46 Front Fender Molding Clip, 18 Req Per Side. . . . . 2.25/ea
C4593544RS	1955 Starchief Front Door Molding Clip 10 Piece Set . . . . . 31.00/set
C3700044RS	1956 Front Fender Upper Molding Clip 12 Piece Set, 1 Set Per Side . . . . . 20.00/set
C519912RPS	1956 Front Fender Paint Divider Screw & Nut Set of 4 . . . . . 1.00/set

**MOLDING & CLIP TOOLS**

C239	1955-60 Windshield & Back Glass Reveal Removal . . . . . 25.75/ea
CJ125L	1958 Bathtub Type Side Molding Clip Installation Tool . . . . . 39.00/ea

**DOOR MOLDING CLIPS & SCREWS**

C507679R	1942-48 Front Door Fender Cap, 2 Screw Holes, 8 Required. . . . . 3.00/ea
C4114412RS	1949-50 Front Lower, Rear Door or Fender Lower Molding 10 Piece Set . . . . . 15.00/set

C9411453RP	1949-52 Wagon Rear Door Fender To Panel Screw 10 Piece Set . . . . . 1.50/set
C4593544RS	1949-54 Rear Stone Guard Clamp-Type 10 Pce Set . . . . . 31.00/set
C3944866R	1960 Rear Door, Butterfly Type . . . . . 0.75/ea

**DOOR MOLDING END CLIPS**

Come with mounting screws.	
C4724188R	1955 Clip, 1" . . . . . 8.00/ea
C4672948RP	1956 Clip, 1 1/8" . . . . . 10.00/ea
C4653662R	1957 Clip, 3/4" . . . . . 9.00/ea
C4724188R	1958 Clip, 1" . . . . . 8.00/ea

**BELT MOLDING TO PANEL BOLTS & SCREWS**

C431516RPS	1939-42 Bolt, Washer & Nut Set, 1" Long . . . . . 1.00/set
C431516RPS	1949-50 Chieftain Except HT or Conv, Bolt, Washer & Nut Set, 1" long . . . . . 1.00/set
C9411453RP	1949-52 Rear Quarter Screw 10 Piece Set . . . . . 1.50/set

**BELT MOLDING CLIPS**

C4562113RS		C4674640RS	
C4114412RS	1941 Replacement Clips 10 Piece Set . . . . . 15.00/set	C4114230R	1941-47 Torpedo Clip, Upper . . . . . 2.25/ea
C4562113RS	1948 Torpedo Clips, Front Door 10 Piece Set . . . . . 15.00/set	C4562113RS	1949-52 Clips, Front Door 10 Piece Set . . . . . 15.00/set
C4633833RPS	1949-52 All 2Dr without Scallop Molding, Replacement Clip Set of 26 . . . . . 26.00/set	C4585973	1953-54 Except 2Dr HT & Conv Clip, Front Door . . . . . 2.50/ea
C4644700R	1955 Starchief 4Dr Sedan Front/Rear Door, Upper Clip. . . . . 9.00/ea	C4674640RS	1955-57 Front/Rear Door/Quarter Lower Belt Molding Clip Set, 1955 Chieftain 870 4Dr Wagon 2562DF (takes 12x/14x/12x), 1956 Chieftain 870 4Dr Wagon 2562DF (takes 6x/14x/12x), 1957 Starchief 4Dr Safari Transcontinental (takes 6x/6x/12x), 1957 Superchief 4Dr Wagon 2762DF/SDF (takes 6x/6x/12x) . . . . . 300.00/set
C4653662R	1955-57 Belt Molding End Clip with Screw, 3/4" Wide 9.00/ea	C4593544RS	1949-54 Rear Quarter Stone Guard Clamp-Type Molding Clips 10 Piece Set . . . . . 31.00/set

**QUARTER MOLDING CLIPS**

C4114230R	1941-46 Except Custom Torpedo Rear Fender Clip, 18 Required . . . . . 2.25/ea
C4114412RS	1949-50 Hardtop & Conv Lower Molding Clip 10 Piece Set . . . . . 15.00/set
C4593544RS	1949-54 Rear Quarter Stone Guard Clamp-Type Molding Clips 10 Piece Set . . . . . 31.00/set
C516711RPS	1953-54 Rear Fender Lower Rear Clips Set of 2 . . . . . 1.00/set
C4593544RS	1954 Starchief Rear Of Rear Wheel Well Fender Shield Extension Clips 10 Piece Set . . . . . 31.00/set
C516711RPS	1957 Starchief Except 4Dr Safari Transcontinental Wagon Horseshoe/Cove Molding Clip . . . . . 1.00/set
C4738044	1958 Rear Quarter Upper/Lower Molding Clip . . . . . 4.00/ea
C4593544RS	1958 Bonneville Rear Fender Shield Clamp-Type Molding Clips 10 Piece Set . . . . . 31.00/set

**QUARTER MOLDING END CLIPS**

C4724188R	1955 & 1958 1" Clip with Mounting Screw. . . . . 8.00/ea
C4672948RP	1956 1 1/8" Clip with Mounting Screw . . . . . 10.00/ea
C4653662R	1957 3/4" Clip with Mounting Screw . . . . . 9.00/ea

**DOOR/QUARTER WINDOW REVEAL MOLDING CLIPS & SCREWS**

C4090964R	1940-48 Deluxe Clip, Diamond-Shaped w/ Thick Feet . . . . . 2.50/ea
C4114220R	1941-48 Corner Clip, For Round Holes . . . . . 9.50/ea
C4114230R	1941-48 Torpedo Except Convertible Clip . . . . . 2.25/ea


**ROCKER PANEL MOLDING CLIPS**

C3688946RS	1949-52 Rocker Panel Molding Clip Set, 4 Stud & 10 Push-In Clips with Nuts & Washers . . . . . 45.00/set
C523964RS	1957 14 Piece Clip Set, with Nuts & Washers. . . . . 23.00/set

**REAR WINDOW REVEAL MOLDING CLIPS & PLUGS**

C4580065RPS	1950-52 2Dr Hardtop Replacement Clip Set . . . . . 32.00/set
C4657731RS	1955-58 Retainer Clip 15 Piece Set, Does Not Include Corner Clips. . . . . 7.50/set
C4815949R	1959-60 Reveal Molding Clip . . . . . 0.80/ea
C4805844R	1959 4Dr Hardtop Filler Plug, For 3/4" Hole . . . . . 4.50/ea
C4760899R	1960 2Dr Hardtop, Side Reveal Molding Clip, . . . . . 4.00/ea

**UNIVERSAL CLIPS**



**UNIVERSAL MOLDING CLIP SAMPLE SET**

C561644RPS	Various Universal 21 Clip Set . . . . . 18.00/set
------------	---

**TYPE 1 PUSH-IN UNIVERSAL MOLDING CLIPS**

Snap into a hole on the body. All are plastic except C9781663RP.	
C8843R	1926-57 For 1/4" Hole, Use For 5/8" Molding, Clip Dimensions: 3/4" X 5/16" . . . . . 0.30/ea
C4877000R	1926-57 For 1/4" Hole, Use For 13/16" Molding, Clip Dimensions: 7/8" X 1/2" . . . . . 0.50/ea
C8399	1926-57 For 1/4" Hole, Use For 1" Molding, Clip Dimensions: 1 3/16" X 11/16" . . . . . 0.50/ea
C4877001R	1926-57 For 1/4" Hole, Use For 1 1/8" Molding, Clip Dimensions: 1 1/2" X 3/4" . . . . . 0.50/ea
C8400R	1926-57 For 1/4" Hole, Use For 1 5/8" Molding, Clip Dimensions: 1 3/4" X 3/4" . . . . . 0.75/ea
C9781663RP	1926-60 For 3/8" Hole, Use For Up To 4" Molding, Clip Dimensions: 3 7/8" X 3/4" . . . . . 4.00/ea

**TYPE 2-3 BUTTERFLY UNIVERSAL MOLDING CLIPS**

C4761842R has a finger on top of the clip that holds the clip against the inside of the molding.	
C3944866R	1926-57 Use For 1" Molding, Clip Dimensions: 1 1/4" X 1/2" . . . . . 0.75/ea
C4761842R	1926-57 Use For 7/8" Molding with Up To 5/8" Height, Clip Dimensions: 1 1/4" X 1/2" . . . . . 0.75/ea

**TYPE 4 STUD UNIVERSAL MOLDING CLIPS**

These steel clips have a 10-24x3/4" threaded mounting stud on the back of the clip requiring a nut. They are used with nut C524001RP & rubber washer C4574232R.	
C4689929R	1926-57 Use For 5/8" Molding, Clip Dimensions: 3/4" X 5/8" . . . . . 0.75/ea
C19626	1926-57 Use For 7/8" Molding, Clip Dimensions: 7/8" X 1/2" . . . . . 1.00/ea
C3722635R	1926-57 Use For 1 1/4" Molding, Clip Dimensions: 1 11/32" X 1/2" . . . . . 0.80/ea
C3744999R	1926-57 Use For 1 3/4" Molding, Clip Dimensions: 1 25/32" X 9/16" . . . . . 0.75/ea
C4676189R	1926-57 Use For 2 3/8" Molding, Clip Dimensions: 2 1/2" X 11/16" . . . . . 1.30/ea

**TYPE 5 STEEL BREAK-OFF UNIVERSAL MOLDING CLIP**

Has cuts in the body of the clip allowing it to be shaped to the correct width & a 10-24x3/4" threaded mounting stud on the back of the clip requiring a nut. Used with nut C524001RP & rubber washer C4574232R.	
C19378R	1926-57 For 1/2" To 2 1/2" Molding, Clip Dimensions: 2 1/2" X 3/4" . . . . . 1.16/ea



**TYPE 6 PLASTIC BREAK-OFF UNIVERSAL MOLDING CLIP**

Has cuts in the body of the clip allowing it to be shaped to the correct width. Has a finger on the top of the clip that holds the clip against the inside of the molding.  
 C8581R 1926-57 For 1" To 3" Molding with Up To 1/2" Height, Clip Dimensions: 3" X 3/4" . . . . . 1.00/ea

**TYPE 7 SLIDING PLATE UNIVERSAL MOLDING CLIP**

Steel, with a sliding top plate allowing offset applications. Has a 10-24x3/4" threaded mounting stud on the back of the clip requiring a nut. Used with nut C524001RP & rubber washer C4574232R.  
 C4722818R 1926-57 Use For 1 3/4" Molding with Up To 7/16" Offset, Clip Dimensions: 1 5/8" X 9/16" . . . . . 1.50/ea

**TYPE 8 WIRE UNIVERSAL MOLDING CLIPS**

Wire push-in type clips made with spring steel.  
 C05179 1926-57 1/2" X 1/2" Head . . . . . 0.25/ea  
 C01157 1926-57 5/8" X 5/8" Head . . . . . 0.25/ea  
 C04307 1926-57 Round 3/4" Diameter Head. . . . . 0.25/ea  
 C01986 1926-57 Rectangular 3/4" X 15/16" Head . . . . . 0.25/ea  
 C04462 1926-57 7/8" X 7/8" Head . . . . . 0.25/ea

**PLASTIC BATHTUB TYPE UNIVERSAL MOLDING CLIPS**

These rectangular clips fit into an oval hole on the body.  
 C7587044 1959-60 Molding Clip .6 X .960 For .3 X .550 Hole . . 2.50/ea  
 C4403445 1959-60 Molding Clip 330 X .820 For .220 X .500 Hole 0.50/ea  
 C8430 1959-60 Molding Clip 435 X 960 For 3 X 550 Hole . . 2.50/ea

**STUD TYPE MOLDING CLIP RUBBER WASHER**

C4574232R 1926-58, 3/4" Diameter, Original For 1939-52. . . . . 0.65/ea

**LOCKS & KEYS**



**COMBINATION LOCK SETS - IGNITION, DOOR & TRUNK**

Sets Include Octagon Head Keys.  
 CIDTLP55 1955-57 Except 2Dr Hardtop & Conv Lock Set . . . 74.00/set  
 CIDTFP55 1955-57 2Dr Hardtop & Conv Lock Set with Fat Pawl Door Locks . . . . . 74.00/set  
 CIDTFP55 1958 4Dr Sedan, 4Dr Hardtop & Conv Lock Set with Fat Pawl Door Locks . . . . . 74.00/set  
 CIDTLC58 1958 2Dr Sedan, 2Dr Hardtop & Wagon Lock Set with Long Cylinder Door Locks. . . . . 74.00/set  
 CIDTFP59 1959-60 4Dr Lock Set with Flat Pawl Short Cylinder Door Locks . . . . . 71.00/set

**COMBINATION LOCK SETS - IGNITION & DOOR**

1955-58 Sets Include keys, gaskets & u-clips.  
 CIDUP55 1955-57 Except 2Dr HT & Conv Lock Set . . . . . 61.00/set  
 CIDFP55 1955-572 Dr HT & Conv Lock Set . . . . . 61.00/set  
 CIDFP55 1958 4Dr Sedan, 4Dr Hardtop & Conv Lock Set . . 61.00/set  
 CIDLC58 1958 2Dr Sedan, 2Dr Hardtop & Wagon Lock Set with Long Cylinder Door . . . . . 55.00/set  
 CIDFP59 1959-60 4Dr Lock Set with Flat Pawl Short Cylinder Door . . . . . 52.00/set  
 CIDLC59 1959-60 2Dr Lock Set with Long Cylinder Door . . 67.00/set

**COMBINATION LOCK SETS - DOOR & TRUNK**

Sets Include Octagon Head Keys.  
 CDTUP55 1955-57 Except 2Dr HT & Conv Lock Set with u-pawl door locks . . . . . 55.00/set  
 CDTFP55 1955-57 2Dr HT & Conv Lock Set with Flat Pawl Door Locks . . . . . 50.00/set  
 CDTFP55 1958 4Dr Sedan, 4Dr Hardtop & Conv Lock Set with Flat Pawl Door Locks . . . . . 50.00/set  
 CDTFP59 1959-60 4Dr Lock Set with Flat Pawl Short Cylinder Door Locks . . . . . 51.00/set

**COMBINATION LOCK SETS - TRUNK & GLOVEBOX**

CTG55 1955-58 Trunk & Glovebox Lock Kit with Pear Head Keys . . . . . 40.00/set  
 CTG59 1959-60 Trunk & Glovebox Lock Kit with Pear Head Keys . . . . . 41.00/set

**GLOVE BOX LOCK ASSEMBLIES**

Assemblies Come with original style pear head keys.  
 C3732065R 1937-39 Lock & Key Set . . . . . 29.00/set  
 C3732065R 1941-54 Lock & Key Set . . . . . 29.00/set  
 C4818080RS 1955-58 Tumbler, Case & Key Lock Set. . . . . 57.00/set  
 C4709555R 1959-60 Lock & Key Set . . . . . 26.00/set  
 C4818080R 1937-60 Tumbler & Key Only . . . . . 23.50/set  
 C4599106R 1941-54 Retainer Only . . . . . 2.75/ea  
 C4615917R 1955-58 Case Only. . . . . 20.00/ea  
 C4615980R 1955-58 Chrome Lock Bezel. . . . . 10.00/ea  
 C280143 1955-58 Lock Bezel Retainer Removal Tool . . . . 15.00/ea

**DOOR LOCKS ASSEMBLIES**

In 1955-58, GM used three different types of pawl on the end of the door lock cylinder. General usage was a U-shaped pawl on 1955-57 2dr Hardtops & Convertibles, a flat pawl on 1955-58 Models except for 2dr Hardtops, Convertibles, & 1958 Wagon, & a "long cylinder" on 1958 2dr Hardtops & Convertibles.  
 1955-60 Lock Sets Come with octagon keys, gaskets & u-clips.  
 C1393155RS 1939-40 Deluxe Except Conv, Teardrop Lock . . . . 50.00/ea  
 C1393955RS 1939-40 Deluxe Except Conv, Teardrop Lock with Matching Keys. . . . . 116.00/pr  
 C1393155RS 1941-48 Teardrop Shaped Replacement Lock with Key Turned 90 Degrees From Original . . . . . 50.00/ea  
 C1393955RS 1941-48 Teardrop Lock with Matching Keys. . . . . 116.00/pr  
 C3716757RS 1955-57 Exc 2dr HT & Conv with U-Pawl Door Lock 45.00/set  
 C3736842RS 1955-57 2dr HT & Conv with Flat Pawl Door Lock . . 42.00/pr  
 C1361114RS 1958 2dr Sedan, 2dr HT & Wagon with Long Cylinder Door Lock Set . . . . . 31.00/pr  
 C3736842RS 1958 4Dr Sedan, 4Dr Hardtop & Conv with Flat Pawl Door Lock Set . . . . . 42.00/pr  
 C3764801RS 1959-60 2Dr Long Cylinder Door Lock Set . . . . . INQ/pr  
 C3775427RS 1959-60 4Dr with Flat Pawl Short Cylinder Door Lock Set . . . . . 41.00/pr

**TRUNK LOCK ASSEMBLIES**

Assemblies come with the Trunk Lock Shaft, Gasket, a universal U-Clip Retainer & Original Style Octagonal Head Keys.  
 C4722745R 1954 Starchief Assembly with Smooth Cap . . . . . 22.00/ea  
 C4722745R 1955-58 Assembly with Smooth Cap . . . . . 22.00/ea

**LOCK KEYS & COMPONENTS**

C1458180R 1935-60 Ignition Lock Cylinder with Key. . . . . 17.50/ea  
 C1116654RP 1957-60 Replacement Starter & Ignition Lock Switch, 7 Contacts No Cylinder. . . . . 95.00/ea  
 C3694624R 1935-60 GM Octagon Head Blank Key . . . . . 4.00/ea  
 C7002238R 1935-60 GM Pear Head Blank Key . . . . . 3.00/ea  
 C4131755R 1939-48 Except 1939-40 Door Lock Retainers . . . 16.50/pr  
 C4602513R 1950/1953-58 All Except Wagon or Delivery, Trunk Lock Retainer Only, . . . . . 12.50/ea  
 C4646568R 1955-57 Convertible, 2Dr Hardtop, 4Dr Sedan & Wagon Door Lock Retainer. . . . . 11.25/ea  
 C4714025R 1955-57 4Dr Hardtop, 2Dr Sedan & Wagon Door Lock Retainer. . . . . 10.25/ea  
 C4646568R 1958 Chieftain & Superchief 2Dr & Wagon, Starchief Wagon Door Lock Retainer. . . . . 11.25/ea  
 C4714025R 1958 Bonneville & 4Dr Hardtop Door Lock Retainer 10.25/ea  
 C4755272R 1959-60 Door Lock Retainers . . . . . 8.00/pr

**BODY HARDWARE**

For Rubber Components & Body Seals, see WEATHERSTRIPPING.

**STAINLESS BUMPER BOLTS**

Come with nuts & washers.  
 C499811RS 1926-54 Pan Head, 7/16"-14X1". . . . . 2.00/ea  
 C9786454RS 1926-54 Pan Head, 7/16"-14X1 3/8". . . . . 2.00/ea  
 C9775533RS 1926-60 Round Head, 7/16"-14X1 1/2" . . . . . 2.50/ea

**BUMPER WASHERS & SHEET METAL PLUGS**

C1362249R 1960 Bar To Frame Serrated Washer . . . . . 2.00/ea  
 C142097R 1926-58 Plug, 1 1/4" Hole Size . . . . . 2.00/ea  
 C432449R 1926-58 Plug, 1 1/2" Hole Size . . . . . 2.50/ea

**FRONT REPLACEMENT BUMPER GUARD BULLETS**

C3733372RPS 1956-57 Black Rubber . . . . . 46.00/pr  
 C3733372AS 1956-57 Chrome with Step Detail . . . . . 110.00/pr  
 C3733372BS 1956-57 Smooth Chrome . . . . . 110.00/pr  
 C736536RPS 1956 Washer, Nut & Retainer Mounting Kit . . . . 38.20/kit  
 C523258GR 1957 Through the Bumper Exhaust Support Rubber Square Grommet . . . . . 10.00/pr

**FRONT BUMPER, BRACKETS & GRILL HARDWARE KITS**

Includes diagram, regular nuts instead of slotted nuts. Does not include adjuster bolt.  
 C55FBK 1955 Front Bumper, Bumper Bracket & Grill Hardware . 40.00/kit  
 C56FBK 1956 Front Bumper & Bumper Bracket Hardware. . . . 40.00/kit  
 C57FBK 1957 Front Bumper & Bumper Bracket Hardware . . . . 43.00/kit  
 C58FBK 1958 Front Bumper, Bumper Bracket & Grill Hardware . 40.00/kit

**LICENSE PLATE BRACKETS**

  
 C521069RP 1949-55 Bracket, Front. . . . . 18.50/ea  
 C5942458R 1949-52 All Except Wagon or Sedan Delivery, Rear Replacement Bracket . . . . . 26.00/ea  
 C5942458R 1953-55 All Except Wagon or Sedan Delivery, Rear Bracket . . . . . 26.00/ea  
 C521069RP 1955-56 Wagon, Rear Replacement Bracket . . . . 18.50/ea  
 C521637RP 1956 Front Bracket . . . . . 13.00/ea  
 C528750RPS 1957 All Front Replacement Bracket, Redrilling Required . . . . . 21.00/set

**LICENSE PLATE MOUNTING KITS**

C9771170RPS 1940-52 Rear, Hardware Kit . . . . . 13.00/kit  
 C9774726RPS 1949-59 Front, Nuts, Screws & Bumpers Kit . . . . 12.00/kit

**LICENSE PLATE BRACKET RUBBER BUMPERS**

C5937956R 1940-59 Fits, 1940-52 Rear, 1955-59 Front . . . . . 5.00/ea  
 C4571913RS 1953-59, Fits 1953-54 Front, 1956-59 All Rear . . . . 1.20/pr  
 C530317R 1960, Front or Rear . . . . . 3.00/ea

**BODY MOUNT KITS**

Body Mount Kits consist of a variety of cushion pads. bolts. washer, nuts & shims.



C4148BMK 1941-48 . . . . . 119.00/kit  
 C4953CBMK 1949-53 Convertible . . . . . 130.00/kit  
 C4953SBMK 1949-53 Except Convertible . . . . . 150.00/kit  
 C5400SBMK 1954 Except Convertible . . . . . 300.00/kit  
 C5400CBMK 1954 Convertible . . . . . 163.00/kit  
 C5557CBMK 1955-57 Convertible . . . . . 172.00/kit  
 C5557SBMK 1955-57 Except 2Dr Hardtop or Convertible . . . . 270.00/kit  
 C5557HBMK 1955-57 2Dr Hardtop. . . . . 370.00/kit  
 C5860CBMK 1958 Convertible . . . . . 98.00/kit  
 C1958BBMK 1958, Bonneville & Chieftain Except Convertible . . 200.00/kit  
 C1958SBMK 1958, Starchief & Superchief. . . . . 230.00/kit

**BODY MOUNT BOLTS**

C1288477RP 1928-34 Body Mount Bolt, 7/16-14 X 3 . . . . . 1.25/ea  
 C180153RP 1929-40 Body Mount Bolt, 7/16-14 X 2 . . . . . 0.75/ea  
 C601198RP 1933-34 Body Mount Bolt, 7/16-14 X 4 . . . . . 1.75/ea  
 C1288481RP 1934 Body Mount Bolt, 1/2-13 X 3 1/2. . . . . 1.75/ea  
 C496150RP 1934 Body Mount Bolt, 1/2-20 X 3 . . . . . 2.25/ea

C180157RP 1936 Body Mount Bolt, 7/16-14 X 2 1/2 . . . . . 1.00/ea  
 C180150RP 1937-39 Body Mount Bolt, 7/16-14 X 1 1/2 . . . . . 0.75/ea  
 C120678RP 1939 Body Mount Bolt, 3/8-24 X 2 . . . . . 0.75/ea  
 C124128RP 1939 Body Mount Bolt, 3/8-24 X 3 . . . . . 1.00/ea  
 C120677RP 1939-40 Body Mount Bolt, 3/8-24 X 1 1/2 . . . . . 0.75/ea  
 C122201RP 1940 Body Mount Bolt, 3/8-16 X 2 3/4. . . . . 6.00/ea  
 C180150RP 1941-53 Body Mount Bolt, 7/16"-14 X 1 1/2" . . . . . 0.75/ea  
 C180153RP 1949-60 Body Mount Bolt, 7/16"-14 X 2" . . . . . 0.75/ea  
 C180151RP 1954-57 Body Mount Bolt, 7/16"-14 X 1 3/4" . . . . . 0.75/ea  
 C180157RP 1955-57 Body Mount Bolt, 7/16"-14 X 2 1/2" . . . . . 1.00/ea

**BODY MOUNT CUSHIONS & INSULATORS**

C376904R 1933-36 Square Rubber Body Mount Pad, 1 5/8" X 2 7/16" X 1/4" . . . . . 4.00/ea  
 C519587R 1940-53 Body To Frame Round Cushion, 1 5/8" X 3/8" X 3/8" . . . . . 1.50/ea  
 C504373R 1940-53 Body To Frame Square Insulator, 1 7/8" X 1 7/8" X 1/4" . . . . . 1.60/ea  
 C560957RS 1954-58 Except Conv Body To Frame Insulator & Round Cushion, 2 1/16" X 2 1/16" X 1/2" . . . . . 13.00/ea  
 C560958R 1954-58 Exc Conv Body To Frame Round Cushion . . 8.00/ea  
 C519587R 1954-60 Convertible Body To Frame Round Cushion, 1 5/8" X 3/8" X 3/8" . . . . . 1.50/ea  
 C519589R 1954-60 Convertible Body To Frame Square Insulator, 1 7/8" X 1 7/8" X 1/2" . . . . . 5.00/ea  
 C519585R 1955-57 Floor Pan To Frame Rubber Spacer, 2" X 8" X 3/8" . . . . . 5.00/ea  
 C533658R 1959-60 Except Conv Body To Frame Square Insulator, 2" X 2" X 5/8" . . . . . 35.00/ea

**BODY TO FRAME SHIMS**

C530117RP 1926-60, 2" X 1 1/2" X 1/8" Thick with 5/8"Slot . . . . 1.00/ea

**BODY MOUNT WEBBING, WASHERS & NUTS**

C1399561RS 1926-40 Olive Canvas Body Webbing, 1926-36 Body To Frame Webbing, 1926-40 Floor Board Anti-Squeak, 1926-33 Front Fender To Body Anti-Squeak, 1/8" X 2", 20' Roll, Self-Adhesive Backing . . . . . 36.00/ea  
 C13110521R 1939-60 Body Mount Washer, 1 3/4" OD, 7/16" Hole, 1/8" Thick . . . . . 1.10/ea  
 C120388R 1941-60 Body Mount Bolt 7/16" Flat Washer . . . . . 0.25/ea  
 C126012R 1941-60 Body Mount Bolt 7/16" Stover Lock Nut . . . . . 0.50/ea

**SHEET METAL & BODY COMPONENTS**



**FUEL DOOR SPRINGS**

C1304620RS 1940 Torpedo 8 . . . . . 8.50/pr  
 C1304620RS 1941-48 . . . . . 8.50/pr

**FRONT END SHEET METAL HARDWARE KIT**

C57FESMK 1957, 200 Pieces \*May Work On Earlier Models . . 53.20/kit

**FENDER SHIMS & NUTS**

C7132205RPS 1955-57 Lower Front Fender Shim Set of 8. . . . . 8.00/set  
 C3921446R 1926-60 Inner To Outer Fender Well U Nut . . . . . 1.50/ea  
 C3921446RP 1926-60 Inner To Outer Fender Well Plastic Nut . . . 4.50/ea

**FRONT TOE BOARDS**

C4083871R 1937-38, Right or Left Hand . . . . . INQ/ea  
 C4091699R 1939-40, Right or Left Hand . . . . . INQ/ea  
 C4639722R 1953-54, Right Hand . . . . . INQ/ea  
 C4639722L 1953-54, Left Hand . . . . . INQ/ea  
 C1288481RR 1958, Right Hand . . . . . INQ/ea  
 C4722701LR 1958, Left Hand . . . . . INQ/ea



**FRONT FLOOR PANS**

C4091743FR	1939-40, Right Hand	INQ/ea
C4091743FL	1939-40, Left Hand	INQ/ea
C4135147FR	1941-48 Streamliner, with Toe Board, Right Hand	INQ/ea
C4135147FL	1941-48 Streamliner, with Toe Board, Left Hand	INQ/ea
C4589508FR	1949-52, Right Hand	INQ/ea
C4589508FL	1949-52, Left Hand	INQ/ea
C4642656FR	1953-54, Right Hand	INQ/ea
C4642656FL	1953-54, Left Hand	INQ/ea
C4646482FR	1955-57, Right Hand	INQ/ea
C4646482FL	1955-57, Left Hand	INQ/ea
C4719642FR	1958, Right Hand	INQ/ea
C4719642FL	1958, Left Hand	INQ/ea
C4784662FR	1959-60, Right Hand	INQ/ea
C4784662FL	1959-60, Left Hand	INQ/ea

**REAR FLOOR PANS**

C4091743RR	1939-40, Right Hand	INQ/ea
C4091743RL	1939-40, Left Hand	INQ/ea
C4135147RR	1941-48 Streamliner, Right Hand	INQ/ea
C4135147RL	1941-48 Streamliner, Left Hand	INQ/ea
C4589508RR	1949-52, Right Hand	INQ/ea
C4589508RL	1949-52, Left Hand	INQ/ea
C4642656RR	1953-54, Right Hand	INQ/ea
C4642656RL	1953-54, Left Hand	INQ/ea
C4646482RR	1955-57, Right Hand	INQ/ea
C4646482RL	1955-57, Left Hand	INQ/ea
C4719642RR	1958, Right Hand	INQ/ea
C4719642RL	1958, Left Hand	INQ/ea
C4784662RR	1959-60, Right Hand	INQ/ea
C4784662RL	1959-60, Left Hand	INQ/ea

**FLOOR BRACES**

C4753904R	1959-60 Front, Right Hand	INQ/ea
C4753905R	1959-60 Front, Left Hand	INQ/ea
C4800053R	1959-60 Center, Right Hand	INQ/ea
C4800054R	1959-60 Center, Left Hand	INQ/ea
C4782188R	1959-60 Rear Partial Floor Brace End, Right Hand	INQ/ea
C4782189R	1959-60 Rear Partial Floor Brace End, Left Hand	INQ/ea

**TRUNK FLOOR PANS**

C4115193R	1941-48 Torpedo	INQ/ea
C4590402R	1949-52	INQ/ea
C4600588R	1953-54	INQ/ea
C4696231R	1955-57	INQ/ea
C4804753R	1959-60 Catalina & 1960 Ventura	INQ/ea
C4804754R	1959-60 Bonneville & Starchief	INQ/ea

**REAR SEAT FLOOR PAN & RISERS**

C4784662SR



C4784662R	1959-60 Full Floor Pan	INQ/ea
C4784662SR	1959-60 Riser, Right	130.00/ea
C4784662SL	1959-60 Riser, Left	130.00/ea

**TRUNK HINGES, SPRINGS, BOLTS, TORSION BARS & SLEEVE**

For Trunk Area Rubber Components, see the WEATHERSTRIPPING Section.

C4082101RS



C4578531R



C7771161R



C4085735R	1938 2Dr Except Convertible Support Flat Cam Spring, 2 Required	2.00/ea
C4085735R	1939-40 Coupes Support Flat Cam Spring, 2 Required	2.00/ea
C4082101RS	1939 Deluxe Sedans Chrome Hinges	165.00/set

C4101842RS	1940-48 Chrome Trunk Hinges, 1940 Torpedo 8 Coupe, 1941 Custom Coupe, 1941-48 Torpedo Business/Sport Coupe	195.00/pr
C4615041RS	1955-60 Lid Hinge To Lid Bolt 4 Piece Set	20.00/set
C4659517R	1955-57 Except Wagon Torsion Spring/Torque Rod Rubber Sleeve Cover	11.00/ea
C4649938RS	1955-57 Chieftain 2Dr Hardtop Torsion Bars	INQ/pr
C5715487RS	1960 All Except Wagon or Convertible, Lid Hinges	225.00/pr

**TRUNK LATCH LOWER STRIKER PLATES & ALIGNMENT KIT**

C4578531R	1949-57 Except Streamliner, Wagon or Delivery, Plate Mounts On Body	24.00/ea
C180020RS	1949-57 Plate Screws, Pair with Washers, Use with C4578531R	5.00/pr
C4593195RPS	1950-57 Except Wagon or Delivery, Wedge Pin & Guide Alignment Kit	86.00/set

**TRUNK LID LATCH, PLATE & SCREWS**

C4661859R	1955-57 Except Wagon or Delivery, Latch Plate	33.00/ea
C4671281R	1957 Chieftain Except Wagon, Latch Assembly	93.00/ea
C7771161R	1959-60 Except Wagon, Latch	30.00/ea
C4406866RS	1958-60 Latch Screw & Washer 3 Piece Set	9.00/set

**TAILGATE & LIFTGATE COMPONENTS**



C4662827RS	1955-57 Custom Safari, Liftgate Chrome Supports	260.00/pr
C4662827RPS	1955-57 Custom Safari, Liftgate Gas Strut Support	250.00/pr
C4662581RS	1955-57 Wagon Except Custom Safari, Liftgate Chrome Supports	260.00/pr
C4662581RPS	1955-57 Wagon Except Custom Safari, Liftgate Gas Strut Support	250.00/pr
C4662828KR	1955-57 Wagon & Safari Liftgate Support Rebuild Kit, Does Both Sides	19.50/kit
C4652278R	1955-57 Wagon & Safari Liftgate Guide	60.00/ea
C4714827RS	1955-57 Wagon Tailgate Hinge To Body Bolt 12 Piece Set	30.00/set
C4162138RPS	1955-57 Wagon & Safari Tailgate Hinge Repair Kit, Requires Trimming	8.20/kit
C133094RS	1955-57 Wagon & Safari, Tailgate Screw Set of 6, Does 1 Hinge	13.00/set
C2321869SS	1955-57 Custom Safari Upper Liftgate Screw Kit, Stainless Steel	64.95/set
C4648729RS	1955-57 Wagon Ex Custom Safari Tailgate Hinges	210.00/pr
C4647994RS	1955-57 Wagon Exc Custom Safari Tailgate Hinge Covers, Mount On Tail Pan	143.00/pr
C4659847RS	1955-57 Custom Safari Tailgate Hinge Covers, Mount On Tail Pan	143.00/pr
C4659986RS	1955-57 Wagon & Safari Lower Tailgate Hinge Covers	25.00/pr
C4685487RS	1955-57 Wagon & Safari Tailgate Hinge Trim Moldings, Installs On Edge Of Tailgate Skin At Lower Hinges	110.00/pr
C4662647R	1955-57 Custom Safari Cable	32.00/ea
C4650503R	1955-57 Wagon Except Custom Safari Cable	36.00/ea
C4668227RS	1955-57 Wagon & Safari Cable Retainer Balls	60.00/pr
C4650444RS	1955-57 Wagon & Safari Cable Retainer Covers	63.00/pr
C4664256R	1955-57 Custom Safari Cable Reel	63.00/ea
C121547R	1955-57 Wagon & Safari Cable To Retractor Clevis & Cotter Pin, Does 1 Side	7.00/kit
C4666226RS	1955-57 Wagons & Custom Safari Tailgate 2 Wedge Set	11.50/set
C4652277S	1955-57 Wagons & Custom Safari Top Of Tailgate Striker Cover, Stainless Steel	60.00/ea
C4652277R	1955-57 Wagons & Custom Safari Top Of Tailgate Striker Cover, Polished Steel	48.95/ea
C4663510RS	1955-57 Custom Safari Tailgate Handle To Lock Rods, with Clips	48.00/pr

**SPARE TIRE ROD, NUTS, & BRACKET**

C511592R	1949-57 Except Wagon, Hex Nut	12.50/ea
C9785616R	1958 Wagon, Wing Nut	5.00/ea
C9785616R	1959-60 Wing Nut	5.00/ea
C364993R	1959-60 Spare Tire Hold Down Rod, Cut To Correct Length	9.00/ea
C9825851R	1959-77 Anchor Bracket, Hold Tire To Trunk Floor	9.50/ea

**FLOOR & TRUNK PAN PLUGS**

C4805844R	1939-57 Rubber Floor Plug, For 7/8" Hole, 6 To 8 Per Car	4.50/ea
C4859457R	1940 Rubber Floor Plug, For 7/16" Hole	8.50/ea
C4124441R	1940-60 Rubber Floor Plug, For 13/16" Hole	6.00/ea
C4805842R	1948-60 Drain Hole, For 1/2" Hole	3.50/ea
C4124440R	1949-58 Rubber Floor Plug, For 9/16" Hole	8.00/pr
C4725594R	1949-60 Rubber Floor Plug, For 11/16 Hole	5.00/ea
C522054R	1950-54 Body Bolt Plug, For 1 1/2" Hole	5.00/ea
C4805844R	1955-57 Trunk Floor & Spare Tire Hole Plug, For 7/8" Hole	4.50/ea
C4805842R	1955-57 Trunk Access, For 1/2" Hole	3.50/ea
C522054R	1955-57 Exc Wagon, Trunk Antenna Grommet, For 1 1/2" Hole	5.00/ea
C522054R	1955-57 Trunk Side Panel Hole Plug, For 1 1/2" Hole Takes 4	5.00/ea

C4699197RS	1956 Rear Body Bolt Access Rubber Plugs	12.00/pr
C4779459R	1958 Except Wagon Rubber Floor Plug, For 1" Hole	9.00/ea
C4894837RP	1958-60 Plastic Floor Pan Plug, For 7/8" Hole	0.25/ea
C4410574R	1958-60 Rubber Floor Plug, For 15/16" Hole	6.25/ea
C4779459RP	1958-60 Plastic Floor Pan Plug, For 1" Hole	0.25/ea
C4771203RP	1958-60 Plastic Floor Pan Plug, For 1 1/4" Hole	0.25/ea
C4615576R	1959-60 Steel Oval Floor Drain Plug, Unnotched	4.00/ea
C4808179R	1959-60 Steel Oval Floor Drain Plug, Two Notches	INQ/ea
C4779459R	1959-60 Except 59 Starchief, For 1" Hole	9.00/ea

**CONVERTIBLE HEADER BOW & WINDSHIELD PILLAR**

C4649447R	1955-57 Front Header Bow	535.00/ea
C4648607R	1955-57 Windshield Center Pillar	170.00/ea
C4782282R	1959 Type 2 Front Header Bow, Includes Tack Strip	475.00/ea
C4782282R	1960 Front Header Bow, Includes Tack Strip	475.00/ea

**CONVERTIBLE QUARTER PANEL AREA**

C4647295RS	1955 Rear Armrest & Piston Cover Assemblies, Right or Left	450.00/set
C4715697RS	1956-57 Rear Armrest & Piston Cover Assemblies, Right or Left	450.00/set
C4753961RS	1958 Rear Armrest & Piston Cover Assemblies, Right or Left	475.00/set
C4648269R	1955-57 B Pillar Brace, Right Hand	180.00/ea
C4648270R	1955-57 B Pillar Brace, Left Hand	180.00/ea
C4662027R	1955-57 Wheel Well To Quarter Panel Support, Right	96.00/ea
C4662028R	1955-57 Wheel Well To Quarter Panel Support, Left	96.00/ea
C4628628FR	1955-57 Hinge Mounting Support To Inner Quarter & Wheelhouse, Right	280.00/ea
C4628629FR	1955-57 Hinge Mounting Support To Inner Quarter & Wheelhouse, Left	280.00/ea

**CONVERTIBLE TRUNK COMPONENTS**

C4640456OR	1955-57 Rear Window To Trunk Panel/Deck Filler	150.00/ea
C4640456LR	1955-57 Rear Backrest/Top Motor Support	INQ/ea
C4646168IR	1955-57 Backrest Support Bracket, Right	50.00/ea
C4646169IR	1955-57 Backrest Support Bracket, Left	50.00/ea
C4646168OR	1955-57 Above Deck Lid Filler Brace, Right	110.00/ea
C4646169OR	1955-57 Above Deck Lid Filler Brace, Left	110.00/ea
C4724849RP	1958 Rear Speaker Cover	30.00/ea

**CONVERTIBLE TOP COMPARTMENT DRAIN TROUGH**

C4598267CR	1955-57 Center, Behind Rear Seat; Below Pinchweld	185.00/ea
C4598267R	1955-57 Right Hand	130.00/ea
C4598268R	1955-57 Left Hand	130.00/ea

C4598267RR	1955-57 Trough Reinforcement, Right	36.00/ea
C4598268RR	1955-57 Trough Reinforcement, Left	36.00/ea

**CONVERTIBLE TOP MOTOR COVER**

C4666389R	1955-57 Pump/Motor Cover	115.00/ea
C3716295RS	1955-57 Cylinder Braces	36.00/pr
C4648621R	1955-57 Cylinder Bracket with Hardware, Right	89.00/ea
C4648622R	1955-57 Cylinder Bracket with Hardware, Left	89.00/ea
C4754418RS	1959-60 Cylinder Brackets without Hardware	149.00/pr

**A-PILLARS**

C4676535R	1955-56 Partial, Right	138.00/ea
C4676534R	1955-56 Partial, Left	138.00/ea
C4692921R	1957 Lower Panel, Right	138.00/ea
C4692922R	1957 Lower Panel, Left	138.00/ea

**B-PILLARS**

C4690360LR	1955-57 2Dr Hardtop & Convertible, Right Lower Portion	120.00/ea
C4690361LR	1955-57 2Dr Hardtop & Convertible, Left Lower Portion	120.00/ea
C4690360R	1955-57 2Dr Hardtop & Convertible, Right Complete Pillar	200.00/ea
C4690361R	1955-57 2Dr Hardtop & Convertible, Left Complete Pillar	200.00/ea
C4647468R	1955-57 2Dr Hardtop & Convertible, Right Brace *Modify For 2Dr Sedan	175.00/ea
C4647469R	1955-57 2Dr Hardtop & Convertible, Left Brace *Modify For 2Dr Sedan	175.00/ea
C4647468BR	1955-57 2Dr Hardtop & Convertible Brace To Pillar Bracket, Right	40.00/ea
C4647469BR	1955-57 2Dr Hardtop & Convertible Brace To Pillar Bracket, Left	40.00/ea
C4648269R	1955-57 Convertible B Pillar Brace, Right Hand	180.00/ea
C4648270R	1955-57 Convertible B Pillar Brace, Left Hand	180.00/ea

**DOOR SKINS**

These are full Factory Style Door Skins with a flange around the edge for crimping.

C4255992R	1955-57 2Dr Hardtop & Convertible, Factory Style, Right	275.00/ea
C4255993R	1955-57 2Dr Hardtop & Convertible, Factory Style, Left	275.00/ea
C4255982R	1955-57 2Dr Sedan & Wagon Factory Style, Right	290.00/ea
C4255983R	1955-57 2Dr Sedan & Wagon Factory Style, Left	290.00/ea
C4255982R	1955-57 Safari, Right, Modifications Required	290.00/ea
C4255983R	1955-57 Safari, Left, Modifications Required	290.00/ea

**DOOR SHELLS**

C4244805R	1955-57 Convertible, Right	980.00/ea
C4244806R	1955-57 Convertible, Left	980.00/ea
C4244807R	1955-57 2Dr Hardtop, Right	980.00/ea
C4244808R	1955-57 2Dr Hardtop, Left	980.00/ea

**DOOR BOTTOM INNER PANEL**

C4255982IR	1955-57 2Dr Hardtop & Convertible, Right	180.00/ea
C4255983IR	1955-57 2Dr Hardtop & Convertible, Left	180.00/ea

**DOOR HANDLE PLATES & ACCESS HOLE COVERS**

C4644591RS	1955-57 Reinforcement Plates	60.00/pr
C4255982A	1955-57 2Dr Small Door Cover, Left or Right	INQ/ea
C4255983A	1955-57 2Dr Large Door Cover, Left or Right	INQ/ea

**DOOR & QUARTER ACCESS HOLE COVER SETS**

C4670929RPS	1955-57 2Dr Hardtop 6 Piece Set	130.00/set
C4644917RPS	1955-57 Convertible 6 Piece Set	130.00/set

**QUARTER REAR SIDE ACCESS HOLE COVERS**

C4687249RS	1955-57 Convertible, Left Hand	INQ/ea
C4666674RP	1955-57 2Dr Sedan, Right Hand	INQ/ea
C4666675RP	1955-57 2Dr Sedan, Left Hand	INQ/ea



**QUARTER PANEL**

C4634169PP	1953-54 Chieftain Rear Section, Right Lower Patch Panel . . . . .	INQ/ea
C4634170PP	1953-54 Chieftain Rear Section, Left Lower Patch Panel . . . . .	INQ/ea
C4649948R	1955-57 2Dr Hardtop Right, Front Inner Quarter Panel Upper, Patch Panel Installs Below Quarter Window, Goes To Floorboard . . . . .	INQ/ea
C4649949R	1955-57 2Dr Hardtop Left, Front Inner Quarter Panel Upper, Patch Panel Installs Below Quarter Window, Goes To Floorboard . . . . .	INQ/ea

**CUSTOM SAFARI WHEEL WELLS**

C4649891R	1955-57 Outer Front, Right Section . . . . .	135.00/ea
C4649892R	1955-57 Outer Front, Left Hand Section. . . . .	135.00/ea
C4694281R	1955-57 Outer Middle, Right Section . . . . .	120.00/ea
C4694282R	1955-57 Outer Middle, Left Hand Section . . . . .	120.00/ea
C4692264R	1955-57 Outer Rear, Right Section . . . . .	79.00/ea
C4645992R	1955-57 Outer Rear, Left Hand Section . . . . .	79.00/ea
C4688452R	1955-57 Inner Right . . . . .	330.00/ea
C4688453R	1955-57 Inner Left Hand . . . . .	330.00/ea

**STATION WAGON TAIL PAN & TAILGATE**

C4646961R	1955-56 Except Safari, Tail Pan . . . . .	140.00/ea
C4644891R	1955-56 Wagon & Sedan Delivery Ex Safari Tail Pan Brace, Left or Right, 2 Required . . . . .	60.00/ea
C4243778R	1955-57 Custom Safari Outer Tailgate Skin . . . . .	399.00/ea
C4210512R	1955-57 Except Custom Safari, Tailgate Skin . . . . .	INQ/ea
C4647634R	1955-57 Wagon & Safari Spare Tire Well . . . . .	INQ/ea

**REAR WINDOW**

C4651443R	1955-57 2Dr Hardtop Rear Window To Trunk Panel/Deck Filler . . . . .	200.00/ea
C4648321R	1955-57 2Dr Hardtop Rear Upper Glass Channel/Rear Window Reinforcement Brace . . . . .	65.00/ea

**TRUNK LID**

C4644693LR	1955-57 Chieftain Lid Repair Panel Inner Bottom, 6" Wide . . . . .	170.00/ea
C4644693RP	1955-56 Chieftain, without Holes, Trunk Handle, Lock or Moldings . . . . .	450.00/ea

**WIRING HARNESS SILL COVERS**

C4644423W	1955-57 2 Dr, Alter For 4Dr Models . . . . .	60.00/pr
C4639932W	1955-57 2Dr Sedan, Rears . . . . .	69.00/pr
C141502RS	1955-57 12 Piece Screw Set. . . . .	2.00/set

**RUNNING BOARDS**

These running boards are smooth sheet metal.

C499596RS	1937-38 . . . . .	INQ/set
C503678RS	1939-40, with Adapters . . . . .	INQ/set

**INNER ROCKER PANELS**

C4148136R	1940 Torpedo 8, Right or Left Hand, Trim To Fit 2Dr Models as Original. . . . .	INQ/ea
C4148136R	1941 All Custom, Right or Left Hand, Trim To Fit 2Dr Models as Original. . . . .	INQ/ea
C4132451R	1941-48 Torpedo, Right or Left Hand, Trim To Fit 2Dr Models as Original. . . . .	INQ/ea
C4580154R	1949-52 Right or Left Hand, Trim To Fit 2Dr Models as Original. . . . .	INQ/ea
C4594576R	1953-54 Right or Left Hand, Trim To Fit 2Dr Models as Original. . . . .	INQ/ea
C4644423R	1955-57 Right or Left Hand, Trim To Fit 2Dr Models as Original. . . . .	INQ/ea
C4639932RR	1955-57 A Pillar Reinforcement, Right Hand . . . . .	60.00/ea
C4639932LR	1955-57 A Pillar Reinforcement, Left Hand . . . . .	60.00/ea
C4706285R	1958 Right Hand, Trim To Fit 2Dr Models as Original . . . . .	INQ/ea
C4706286R	1958 Left Hand, Trim To Fit 2Dr Models as Original. . . . .	INQ/ea
C4803977R	1959-60 Right or Left Hand, Trim To Fit 2Dr Models as Original. . . . .	INQ/ea

**OUTER ROCKER PANELS**

Oversize Package. Inquire for shipping cost.

C4106824R	1940 All Torpedo 8 Right Hand. . . . .	INQ/ea
C4106825R	1940 All Torpedo 8 Left Hand . . . . .	INQ/ea
C4106824R	1941 All Custom 6 Right Hand . . . . .	INQ/ea
C4106825R	1941 All Custom 6 Left Hand. . . . .	INQ/ea
C4562781R	1949-52 All 4Dr Right Hand . . . . .	INQ/ea
C4562782R	1949-52 All 4Dr Left Hand . . . . .	INQ/ea
C4191116R	1953-54 All 2Dr Right Hand . . . . .	INQ/ea
C4191117R	1953-54 All 2Dr Left Hand . . . . .	INQ/ea
C5784895R	1953-54 All 4Dr Right Hand . . . . .	INQ/ea
C5784894R	1953-54 All 4Dr Left Hand . . . . .	INQ/ea
C4649871R	1955-57 2 Dr, Right, Replaces Entire Outer. . . . .	INQ/ea
C4649872R	1955-57 2 Dr, Left, Replaces Entire Outer. . . . .	INQ/ea
C4674231R	1955-57 4 Dr, Right, Replaces Entire Outer. . . . .	INQ/ea
C4674232R	1955-57 4 Dr, Left, Replaces Entire Outer. . . . .	INQ/ea
C4725773R	1958 All 2Dr Right Hand . . . . .	INQ/ea
C4725774R	1958 All 2Dr Left Hand . . . . .	INQ/ea
C4725783R	1958 All 4Dr Right Hand . . . . .	INQ/ea
C4725784R	1958 All 4Dr Left Hand . . . . .	INQ/ea
C4748727R	1959-60 All 2Dr Right Hand . . . . .	INQ/ea
C4748726R	1959-60 All 2Dr Left Hand . . . . .	INQ/ea
C4750001R	1959-60 All 4Dr Right Hand . . . . .	INQ/ea
C4750000R	1959-60 All 4Dr Left Hand . . . . .	INQ/ea

**ROCKER PANEL END CAPS & BRACKETS**

C4655288R	1955-57 Cap, Right Hand . . . . .	49.00/ea
C4655289R	1955-57 Cap, Left Hand . . . . .	49.00/ea
C4645933RR	1955-57 Cap To Fender Bracket Set, Right Hand. . . . .	60.00/set
C4645933LR	1955-57 Cap To Fender Brackets Set, Left Hand . . . . .	60.00/set

**CONVERTIBLE TOPS & BOOTS**



**CONVERTIBLE TOPS**

In original Pinpoint material with plastic rear window. Specify color. Inquire for prior to 1955.

C4246807R	1955-57 Top . . . . .	509.00/ea
C4275087R	1958 Top . . . . .	509.00/ea
C4295401R	1959-60 Top . . . . .	286.50/ea

**CONVERTIBLE TOP LONG PADS**

In original Pinpoint material with plastic rear window. Specify color. Inquire for prior to 1955.

C4215052RS	1955-57 Pad . . . . .	91.25/set
C4275074RS	1958 Pad . . . . .	91.25/set
C4287525RS	1959-60 Pad . . . . .	91.25/set

**CONVERTIBLE TOP PLASTIC CURTAINS**

Inquire regarding Convertible Tops prior to 1955.

C4248814P	1955-57 Curtain with Horseshoe Zipper. . . . .	216.00/ea
C4275082P	1958 Curtain . . . . .	216.00/ea
C4292937P	1959-60 Curtain . . . . .	216.00/ea

**CONVERTIBLE TOP WELL**

C4185938R	1949-52 Well . . . . .	121.75/ea
C4271827R	1955-57 Well . . . . .	101.00/ea
C4275639R	1958 Well . . . . .	105.75/ea
C4327815R	1959-60 Well . . . . .	121.75/ea

**CONVERTIBLE TOP BOOTS**

Original Madrid grain vinyl material, attaches as original except for 1958.

C4174860RV	1949-52 Boot . . . . .	283.25/ea
C4210973RV	1953-54 Boot . . . . .	233.75/ea
C4246840RV	1955-57 Boot . . . . .	251.25/ea
C4275687RV	1958 Boot with Exposed Snaps . . . . .	304.00/ea
C4327522RV	1959-60 Boot . . . . .	296.00/ea
C4658414RS	1955-60 Retainer Channel Slide Rail, 43" with 8 Screw Holes . . . . .	140.00/ea

**CONVERTIBLE TOP HANDLES, LATCHES, MECHANISMS, HARDWARE, PUMPS & CYLINDERS**

For Convertible Top Rubber Components see WEATHERSTRIPPING

**CONVERTIBLE TOP HARNESS & CABLE**

C5286080RS	1942-48 Top Control Harness . . . . .	115.00/ea
------------	---------------------------------------	-----------

**CONVERTIBLE TOP SWITCHES**

C4606090R	1951-54 Switch Feed Cable . . . . .	14.00/ea
C4594754RP	1951-54 Universal Switch with Wiring, Specify 6V or 12V . . . . .	45.00/ea
C4600880RPS	1955-57 Switch Rebuild Kit, No Housing or Pull Knob . . . . .	116.00/kit
C4678147RP	1955-57 Underdash Switch, Chrome Push-Pull Knob . . . . .	260.00/ea
C4634122R	1957 & 1959-60 Switch, In Dash Toggle Switch, Use with Harness C2962492Rp . . . . .	85.00/ea
C4726487RP	1958 Replacement Switch . . . . .	INQ/ea

**CONVERTIBLE TOP BOOT SNAPS**

C105199R	1926-40, 1949-50 Clinch Type, Use with C445942R . . . . .	0.30/ea
C4572150WR	1926-40, 1949-52 Stainless Steel with #8X5/8" Wood Screw Back . . . . .	1.50/ea
C4572150LR	1926-40, 1949-52 Stainless Steel with #10X5/8" Wood Screw Back . . . . .	1.40/ea
C4572150R	1926-40, 1949-52, 1959-60 Nickel On Brass with 10-32X 3/8" Machine Screw Back . . . . .	1.00/ea
C4564218R	1926-40, 1949-58 Nickel On Brass with #7X 1/2" Wood Screw Back, Use with C141967R . . . . .	2.50/ea
C455520R	1955-60 Body Inner Quarter To Dust Boot, Nickel On Brass with 8-32X 3/8" Machine Screw Back, 4 Required . . . . .	1.00/ea
C7595709R	1959-60 Belt Rail, Nickel On Brass with #8X 3/8 Wood Screw . . . . .	0.75/ea

**CONVERTIBLE TOP BOOT SOCKETS**

C141967R	1926-50 Snap Type, Nickel On Brass, 1949-50 Req 2 . . . . .	1.00/ea
C105195R	1949-58 Snap Type, Nickel On Brass, 1949-50 Requires 16, 1955-58 Requires 24 . . . . .	0.25/ea

**CONVERTIBLE TOP BOOT EYELETS, CAPS & STUDS**

C445942R	1926-50 Male Eyelet, 1926-38, 1939-41 Requires 8, 1949-50 Requires 6, Use with C105199R . . . . .	0.25/ea
C4565454R	1926-59 Snap Cap, Nickel On Brass, 1926-50 Requires 16, 1955-59 Requires 24, Use with C105195R . . . . .	0.60/ea
C4571165R	1941-49 Rivet Type Stud. . . . .	2.50/ea

**CONVERTIBLE TOP BOOT FASTENERS, TOOLS & CLIPS**

C118796R	1926-40 Type "C" Single Fastener w/ Drive Screw Base . . . . .	4.00/ea
CJ06454	1926-58 Snap Fastener Tool with Setting Punch & Reversible Die . . . . .	12.00/ea
C4031476RS	1955-60 Binding End "Wire-On" Cap Tips with Screws . . . . .	2.60/set
C4653672R	1959-60 Well To Body Plastic T-Clip 1/2", 13/32" Head . . . . .	6.00/ea
C7595709R	1959-60 Boot On Belt Rail Snap, with #8 X 3/8 Wood Screw . . . . .	0.75/ea

**CONVERTIBLE TOP HANDLES**

C4694657RS		
C4751912RS		
C4562304R	1949-54 Handle with Mounting Bolts & Washers . . . . .	85.00/ea
C4751912RS	1955-60 Handle . . . . .	80.00/pr

**CONVERTIBLE TOP HANDLE COMPONENTS**

C4664268RS	1955-57 Striker Plates . . . . .	45.00/pr
C4694657RS	1958-60 Striker Plates . . . . .	99.00/pr
C4649358RS	1955-57 Mounting Plates with Hardware . . . . .	29.00/pr
C4664249SRS	1955-60 Handle Screw & Washer Set . . . . .	3.00/set
C4664268SRS	1955-57 Striker Plater Screw & Washer 4 Piece Set . . . . .	4.00/set

**CONVERTIBLE TOP HEADER STRIP/FRONT ROOF RAIL WEATHERSTRIP RETAINERS**

These secure the top & header seal where they contact over front windshield.

C4657515RS	1955-57 Retainer, 2 Pieces with Hardware . . . . .	89.00/set
C4723702RS	1958 Retainer, 2 Pieces with Hardware . . . . .	89.00/set
C4758285RS	1959-60 Retainer, 2 Pieces with Hardware . . . . .	70.00/set

**CONVERTIBLE TOP GUIDE PINS**

C4695983RS		
C4654206RS		
C4649521R	1955-57 Guides with Screw Base . . . . .	32.00/pr
C4695983RS	1958-60 Guides with 2 Screw Mount . . . . .	46.00/pr

**CONVERTIBLE PINCHWELD MOLDING CLIPS**

C4654206RS	1955-57 & 1959-60, Clip Set of 20. . . . .	36.00/set
------------	--	-----------

**CONVERTIBLE TOP FIREWALL PUMPS**

To the best of our knowledge, Pontiac switched from a firewall mount pump to a trunk mount pump beginning in 1951. To replace a 1946-50 firewall mount pump setup, see C4133604RPS. To use 1946-54 6V trunk mount pumps with the original 6V switch requires a relay, C6VTRELAY.



C4133604RP	1946-50 Replacement Pump, Specify 6V or 12V . . . . .	850.00/ea
C4133604RB	1946-50 Rebuild Service . . . . .	INQ/ea

**CONVERTIBLE TOP FIREWALL MOUNT PUMP**

**HARD LINE & HOSE SETS**

Hose Sets are made to order; need to know overall lengths, type of fittings, fitting in pump. Replacement motor hoses for trunk mount retrofits see next section.

C4558822RS	1946-48 Convertible Top Firewall Pump Hose Set . . . . .	118.00/set
C4563162RS	1949-50 Convertible Top Firewall Pump Hose Set . . . . .	118.00/set
C348750OEM	1949-50 Pump Hard Line Set, OEM Steel. . . . .	108.00/set
C348750SS	1949-50 Pump Hard Line Set, Stainless Steel . . . . .	146.00/set

**CONVERTIBLE TOP INSIDE OF TRUNK TACKIN STRIP SETS**

C4650300RS	1955-57, 3 Pieces, Includes Hardware . . . . .	435.00/set
C4781378RS	1959-60, 3 Pieces, Includes Hardware . . . . .	418.00/set

**CONVERTIBLE TOP TRUNK MOUNT MOTOR ASSEMBLIES & COMPONENTS**

C4165785RP	1946-48 Replacement Motor, Specify 6V or 12V . . . . .	315.00/ea
C1108572RP	1949-50 Replacement Motor, Specify 6V or 12V . . . . .	315.00/ea
C4632640RP	1951-52 Motor, Specify 6V or 12V. . . . .	315.00/ea
C4603742RP	1953-54 Motor, Specify 6V or 12V. . . . .	315.00/ea
C4688307RP	1955-60 Motor . . . . .	329.00/ea
C4688307RS	1955-60 Trunk Mount Pump Seal Kit . . . . .	16.00/set
CTBSR	1955-60 GM Type Hydraulics Bleeder System . . . . .	19.00/set

**CONVERTIBLE TOP MOTOR HOSE SETS & RETAINER CLIPS**

C4558822RPS	1946-48 Hose Set, For Trunk Mount Replacement . . . . .	118.00/set
C4563162RPS	1949-50 Hose Set, For Trunk Mount Replacement . . . . .	118.00/set
C4596798RS	1951-52 Hose Set . . . . .	118.00/set
C4626469RS	1953-54 Hose Set . . . . .	118.00/set
C4810866RS	1955-60 Hose Set . . . . .	118.00/set
C4111338R	1955-60 Retainer Clip, Push-In . . . . .	11.00/ea
C4149724R	1955-60 Retainer Clip, Screw-Down. . . . .	7.00/ea

**CONVERTIBLE TOP PUMP & CYLINDER GROMMETS & PLUGS**

C4149788R	1946-50 Pump Mount Grommet, 3 Required . . . . .	28.00/ea
C3698109R	1951-60 Motor Bracket Grommet, 4 Required, For Pump Mounting Bracket To Floor Pan. . . . .	6.00/ea







## Table of Contents - CHASSIS

### BRAKES

BRAKE DRUMS . . . . .	33
SPACERS . . . . .	33
BRAKE SHOES . . . . .	33
BRAKE HARDWARE KITS . . . . .	33
BRAKE HOLD DOWN KITS . . . . .	33
BRAKE COMPONENTS & TOOLS . . . . .	33
BRAKE LINE SETS . . . . .	33
BRAKE LINE CLIPS . . . . .	34
BRAKE LINE BLOCKS & BRACKETS . . . . .	34
BRAKE HOSES, CLIP & WASHER . . . . .	34
FRONT PARKING BRAKE CABLES . . . . .	34
REAR PARKING BRAKE CABLES . . . . .	34
PARKING BRAKE COMPONENTS . . . . .	35
BRAKE PEDAL PADS, SLEEVES & BUSHINGS . . . . .	35
MASTER CYLINDERS . . . . .	35
MASTER CYLINDER REBUILD KITS - MANUAL BRAKES . . . . .	35
MASTER CYLINDER REBUILD KITS - POWER BRAKES . . . . .	35
MASTER & WHEEL CYLINDER RESLEEVE SERVICE . . . . .	35
MASTER CYLINDER BOOTS & CAPS . . . . .	35
POWER BRAKE BOOSTER COMPONENTS . . . . .	35
WHEEL CYLINDERS - FRONT & REAR . . . . .	35
WHEEL CYLINDER REBUILD KITS & BLEEDERS . . . . .	35

### WHEELS & AXLES

FRONT WHEEL BEARINGS . . . . .	35
FRONT WHEEL GREASE SEALS & CAP . . . . .	36
REAR WHEEL BEARINGS & RETAINER . . . . .	36
REAR WHEEL OIL SEALS . . . . .	36
STEERING KNUCKLES . . . . .	36
LUG BOLTS . . . . .	36
LUG NUTS . . . . .	36
REAR AXLE BACKING PLATE/DRUM GASKETS . . . . .	36

### SUSPENSION & STEERING

DELUXE FRONT END REBUILD KITS . . . . .	36
STANDARD FRONT END REBUILD KITS . . . . .	36
LOWER INNER SHAFT ASSEMBLIES, SEALS & BUSHINGS . . . . .	37
LOWER OUTER CONTROL ARM PIN PACKAGE . . . . .	37
LOWER OUTER SHAFT BALL JOINTS . . . . .	37
UPPER INNER SHAFT PACKAGES, SEALS & BUSHINGS . . . . .	37
UPPER INNER CONTROL ARM SHAFT BUSHING . . . . .	37
UPPER OUTER CONTROL ARM SHAFT PACKAGE . . . . .	37
UPPER BALL JOINTS . . . . .	37
KING PIN REPAIR KITS & PLUGS . . . . .	37
IDLER ARMS & SUPPORTS . . . . .	37
FRONT UPPER & LOWER REBOUND BUMPERS . . . . .	37
FRONT STABILIZER LINK PACKAGE . . . . .	37
FRONT STABILIZER BAR BUSHINGS . . . . .	37
REAR SPRING & AXLE REBOUND BUMPERS . . . . .	37
TIE ROD ENDS & ADJUSTER SLEEVE . . . . .	37

### SUSPENSION & STEERING

CONTROL ARMS - LOWER . . . . .	38
UPPER/LOWER INNER SHAFT ASSEMBLY . . . . .	38
& IDLER ARM HARDWARE . . . . .	38
STABILIZER BAR BRACKET HARDWARE . . . . .	38
REAR SWAY BARS KIT . . . . .	38
CENTER LINK TUBE ASSEMBLY . . . . .	38
CENTER LINK REPAIR KITS . . . . .	38
REAR CONTROL ARM BUSHINGS . . . . .	38
FRONT LOW PRESSURE GAS SHOCK ABSORBERS . . . . .	38
FRONT COIL SPRINGS . . . . .	38
FRONT COIL INSULATORS . . . . .	38
REAR LOW PRESSURE GAS SHOCKS ABSORBERS . . . . .	38
REAR COIL SPRINGS . . . . .	38
SHOCK ABSORBER BUSHINGS & BOLTS . . . . .	38
FRONT LEAF SPRING BUSHINGS, BOLTS & SEALS . . . . .	38
REAR LEAF SPRINGS . . . . .	38
REAR LEAF SPRING INSULATORS . . . . .	38
REAR LEAF SPRING ANCHOR U-BOLTS WITH NUTS . . . . .	38
REAR LEAF SPRING SHACKLE & BOLT SET . . . . .	38
REAR LEAF SPRING MOUNTING KITS . . . . .	38
REAR LEAF SPRING BUSHINGS, BOLTS & SHACKLES . . . . .	39
GREASE FITTINGS . . . . .	39
POWER STEERING PUMP SEAL KITS . . . . .	39
POWER STEERING PUMP SHAFT BEARINGS & SEALS . . . . .	39
POWER STEERING PUMP RESERVOIR GASKET . . . . .	39
POWER STEERING GEARBOX SEAL KIT . . . . .	39
STEERING GEARBOX REBUILD KITS . . . . .	39
STEERING WORM GEAR THRUST BEARINGS . . . . .	39
STEERING BOX COMPONENTS . . . . .	39
PITMAN ARM TO STEERING BOX NUT . . . . .	39
PITMAN GEAR SHAFT SEALS . . . . .	39
PITMAN SHAFT NUTS, SCREWS & BUSHINGS . . . . .	39

### STEERING WHEEL & COLUMN

STEERING COLUMN SEALS & COMPONENTS . . . . .	39
HORN CONTACTS, GROMMETS, KITS & WIRE . . . . .	40
STEERING WHEEL BEARINGS & HARDWARE . . . . .	40

### BRAKES



#### BRAKE DRUMS

Drums fit Left or Right Side. 1939-41 Models require 1942-48 shoes.

C505298RP	1939-48 Front Drums . . . . .	155.00/ea
C512141RP	1949-54 Front Drums . . . . .	155.00/ea
C519220RP	1955-58 Front Drums . . . . .	154.00/ea
C9775689RP	1959-60 Front Drums . . . . .	125.00/ea
C505300RP	1939-57 Rear Drums . . . . .	160.00/ea
C528986RP	1958 Rear Drums, Heavy Duty Finned . . . . .	170.00/ea
C535392RP	1959-60 Rear Drums, For 14" or 15" Rim . . . . .	80.00/ea

#### SPACERS

Aluminum Front Wheel Hub or Rear Axle Flange to Drum Spacer, for custom backspacing applications. \*While Supplies Last

C499930TKSP	1937-60 Spacers, 1/4" . . . . .	24.00/ea
C499930TNSP	1937-60 Spacers, 3/32" . . . . .	24.00/ea

#### BRAKE SHOES

A note on contact points: these Brake Shoes were originally arced during installation, which involves grinding the pads to fit the drums. As this is no longer done, please check the shoes prior to installation by placing them in the drums.

The pads on C520887RS shoes are rotated slightly compared to originals, providing better stoppage.

C509133RS	1936-38 Front/Rear Relined, 12" X 1 3/4" . . . . .	88.00/set
C520887RS	1939-41 Front Shoes, 11" X 1 3/4" . . . . .	42.00/set
C516552RS	1942-48 Front Shoes, 11" X 2 1/4" . . . . .	36.00/set
C514472RS	1949-54 Front Shoes, 11" X 2 1/4" . . . . .	44.00/set
C519983RS	1955-58 Front Shoes, 12" X 2 1/4" . . . . .	43.00/set
C5465265RS	1959-60 Front Shoes, 12" X 2 1/2" . . . . .	40.00/set
C520887RS	1939-58 Rear Shoes, 11" X 1 3/4" . . . . .	42.00/set
C516552RS	1959-60 Rear Shoes, 11" X 2 1/4" . . . . .	36.00/set

#### BRAKE HARDWARE KITS

Brake Hardware Kits include Hold Down Pins, Hold Down Springs, Hold Down Cups, Return Springs & Dust Caps. Each kit is an axle set, which does both wheels. Rear Kits include the Parking Brake Springs. 1937-38 & 1942-48 Models have an obsolete & redundant secondary shoe spring which is not included.

CBHKF3548	1935-48 Front, 18 Piece Kit . . . . .	21.00/kit
CBHKF4954	1949-54 Front, 18 Piece Kit . . . . .	21.00/kit
CBHKF5557	1955-57 Front, 18 Piece Kit . . . . .	21.00/kit
CBHKF5864	1958-60 Front, 18 Piece Kit . . . . .	21.00/kit
CBHKR3557	1935-57 Rear, 20 Piece Kit . . . . .	23.00/kit
CBHKR5800	1958 Rear, 20 Piece Kit . . . . .	24.00/kit
CBHKR5962	1959-60 Rear, 20 Piece Kit . . . . .	24.00/kit

#### BRAKE HOLD DOWN KITS

The Hold Down Kit contains all the components of the Brake Hardware Kit except the Return Springs. They are a lower-priced alternative when the original Return Springs are in good condition. Rear Kits include the Parking Brake Springs.

CBHDF3548	1935-48 Front, 14 Pieces . . . . .	13.00/kit
CBHDF4954	1949-54 Front, 14 Pieces . . . . .	12.00/kit
CBHDF5557	1955-57 Front, 14 Pieces . . . . .	12.00/kit
CBHDF5864	1958-60 Front, 14 Pieces . . . . .	12.00/kit
CBHDR3557	1935-57 Rear, 16 Pieces . . . . .	14.00/kit
CBHDR5800	1958 Rear, 16 Pieces . . . . .	14.00/kit
CBHDR5962	1959-60 Rear, 16 Pieces . . . . .	12.00/kit

#### BRAKE COMPONENTS & TOOLS

C503630R	1932-60 Adjusting Hole Dust Cover Plug . . . . .	1.00/ea
C3707417R	1934-60 Adjuster Spring . . . . .	2.00/ea
C496351R	1935-60 Front or Rear Adjuster Screw, Left or Right . . . . .	9.00/ea
C97804	1926-60 3 Piece Plier Kit, Includes Brake Spring Pliers, Retaining Spring & Adjusting Spring Tools. . . . .	21.00/ea

### BRAKE LINE SETS

Model information is required when ordering. Inquire regarding Brake Lines prior to 1940. Oversize Package. Order with Main Fuel Lines & save on shipping.




CBLS400	1940 Deluxe OEM Steel, 5 Pieces . . . . .	192.00/set
CBLS40SS	1940 Deluxe Stainless Steel, 5 Pieces . . . . .	220.00/set
CBLS4125O	1941-42; Fits 1941 Deluxe, 1942 Torpedo OEM Steel, 5 Pieces . . . . .	175.00/set
CBLS4125SS	1941-42; Fits 1941 Deluxe, 1942 Torpedo Stainless Steel, 5 Pieces . . . . .	195.00/set
CBLS412426O	1941-42 Streamliner & Custom OEM Steel, 5 Pieces . . . . .	175.00/set
CBLS412426SS	1941-42 Streamliner & Custom Stainless Steel, 5 Pieces . . . . .	195.00/set
CBLS4625O	1946-48 Torpedo OEM Steel, 6 Pieces . . . . .	175.00/set
CBLS4625SS	1946-48 Torpedo Stainless Steel, 6 Pieces . . . . .	195.00/set
CBLS4626O	1946-48 Streamliner OEM Steel, 6 Pieces . . . . .	175.00/set
CBLS4626SS	1946-48 Streamliner Stainless Steel, 6 Pieces . . . . .	195.00/set
CBLS49O	1949-52 All Models OEM Steel, 5 Pieces . . . . .	175.00/set
CBLS49SS	1949-52 All Models Stainless Steel, 5 Pieces . . . . .	195.00/set
CBLSM53O	1953-54 Chieftain with Manual Brakes OEM Steel, 6 Pieces . . . . .	175.00/set
CBLSM53SS	1953-54 Chieftain with Manual Brakes Stainless Steel, 6 Pieces . . . . .	195.00/set
CBLSP53O	1953-54 Chieftain with Power Brakes OEM Steel, 6 Pieces . . . . .	175.00/set
CBLSP53SS	1953-54 Chieftain with Power Brakes Stainless Steel, 6 Pieces . . . . .	195.00/set
CBLSM54O	1954 Starchief with Manual Brakes OEM Steel, 6 Pieces . . . . .	175.00/set
CBLSM54SS	1954 Starchief with Manual Brakes Stainless Steel, 6 Pieces . . . . .	175.00/set
CBLSP54O	1954 Starchief with Power Brakes OEM Steel 6 Pieces . . . . .	175.00/set
CBLSP54SS	1954 Starchief with Power Brakes Stainless Steel, 6 Pieces . . . . .	175.00/set
CBLSM5525O	1955 Chieftain & Safari with Manual Brakes OEM Steel, 6 Pieces . . . . .	175.00/set
CBLSM5525SS	1955 Chieftain & Safari with Manual Brakes Stainless Steel, 6 Pieces . . . . .	195.00/set
CBLSP5525O	1955 Chieftain & Safari with Power Brakes OEM Steel, 6 Pieces . . . . .	175.00/set
CBLSP5525SS	1955 Chieftain & Safari with Power Brakes Stainless Steel, 6 Pieces . . . . .	195.00/set
CBLSM5528O	1955 Starchief With Manual Brakes Except Wagon OEM Steel, 6 Pieces . . . . .	175.00/set
CBLSM5528SS	1955 Starchief With Manual Brakes Except Wagon Stainless Steel, 6 Pieces . . . . .	195.00/set
CBLSP5528O	1955 Starchief With Power Brakes Except Wagon OEM Steel, 6 Pieces . . . . .	175.00/set
CBLSP5528SS	1955 Starchief With Power Brakes Except Wagon Stainless Steel, 6 Pieces . . . . .	195.00/set
CBLSM5625O	1955 Chieftain & Safari with Manual Brakes OEM Steel, 6 Pieces . . . . .	175.00/set
CBLSM5625SS	1956 Chieftain & Safari with Manual Brakes Stainless Steel, 6 Pieces . . . . .	195.00/set
CBLSP5625O	1956 Chieftain & Safari with Power Brakes OEM Steel, 6 Pieces . . . . .	175.00/set
CBLSP5625SS	1956 Chieftain & Safari with Power Brakes Stainless Steel, 6 Pieces . . . . .	195.00/set
CBLSM5628O	1956 Starchief With Manual Brakes Except Wagon OEM Steel, 6 Pieces . . . . .	175.00/set
CBLSM5628SS	1956 Starchief With Manual Brakes Except Wagon Stainless Steel, 6 Pieces . . . . .	195.00/set



CBLSP5628O	1956 Starchief With Power Brakes Except Wagon OEM Steel, 6 Pieces . . . . .	175.00/set
CBLSP5628SS	1956 Starchief With Power Brakes Except Wagon Stainless Steel, 6 Pieces . . . . .	195.00/set
CBLSM5725O	1957 Chieftain, Superchief, All Wagon & Safari with Manual Brakes OEM Steel, 6 Pieces . . . . .	175.00/set
CBLSM5725SS	1957 Chieftain, Superchief, Wagon & Safari with Manual Brakes Stainless Steel, 6 Pieces . . . . .	195.00/set
CBLSP5725O	1957 Chieftain, Superchief, All Wagon & Safari with Power Brakes OEM Steel, 6 Pieces . . . . .	175.00/set
CBLSP5725SS	1957 Chieftain, Superchief, Wagon & Safari with Power Brakes Stainless Steel, 6 Pieces . . . . .	195.00/set
CBLSM5728O	1957 Starchief & Bonneville With Manual Brakes Except Wagon OEM Steel, 6 Pieces . . . . .	175.00/set
CBLSM5728SS	1957 Starchief & Bonneville With Manual Brakes Except Wagon Stainless Steel, 6 Pieces . . . . .	195.00/set
CBLSP5728O	1957 Starchief & Bonneville With Power Brakes Except Wagon OEM Steel, 6 Pieces . . . . .	175.00/set
CBLSP5728SS	1957 Starchief & Bonneville With Power Brakes Except Wagon Stainless Steel, 6 Pieces . . . . .	195.00/set
CBLSM5827O	1958 Bonneville, Chieftain & All Wagon with Manual Brakes OEM Steel, 6 Pieces . . . . .	175.00/set
CBLSM5827SS	1958 Bonneville, Chieftain & Wagon with Manual Brakes Stainless Steel, 6 Pieces . . . . .	195.00/set
CBLSM5828O	1958 Starchief & Superchief With Manual Brakes Except Wagon OEM Steel, 6 Pieces . . . . .	175.00/set
CBLSM5828SS	1958 Starchief & Superchief With Manual Brakes Except Wagon Stainless Steel, 6 Pieces . . . . .	195.00/set
CBLSM5921O	1959-60 Catalina with Manual Brakes OEM Steel, 7 Pieces . . . . .	175.00/set
CBLSM5921SS	1959-60 Catalina with Manual Brakes Stainless Steel, 7 Pieces . . . . .	195.00/set
CBLSP5921O	1959-60 Catalina with Power Brakes OEM Steel, 7 Pieces . . . . .	175.00/set
CBLSP5921SS	1959-60 Catalina with Power Brakes Stainless Steel, 7 Pieces . . . . .	195.00/set
CBLSM5924O	1959-60 Bonneville & Starchief with Manual Brakes OEM Steel, 7 Pieces . . . . .	175.00/set
CBLSM5924SS	1959-60 Bonneville & Starchief with Manual Brakes Stainless Steel, 7 Pieces . . . . .	195.00/set
CBLSP5924O	1959-60 Bonneville & Starchief with Power Brakes OEM Steel, 7 Pieces . . . . .	175.00/set
CBLSP5924SS	1959-60 Bonneville & Starchief with Power Brakes Stainless Steel, 7 Pieces . . . . .	195.00/set

**BRAKE LINE CLIPS**



C148129RS	1941-54 Push-In Brake Line Clip Set of 6 . . . . .	14.00/set
C125912RS	1955-60 Screw Mount 16 Piece Set . . . . .	14.00/set
C3753771R	1959-60 Rivet Style Line To Frame Clip, Red . . . . .	4.00/ea
C1231003R	1959-60 Screw Mount Line Clip, Black . . . . .	5.00/ea

**BRAKE LINE BLOCKS & BRACKETS**

C709819R	1937-60 Top Of Differential T-Block . . . . .	15.00/ea
C1361970R	1959-60 Hose Retainer Bracket, Keeps Rear Brake Hose Tee Over Rear End Housing . . . . .	17.00/ea
C9779260R	1958-60 Master Cylinder Distribution Block . . . . .	45.00/ea

**BRAKE HOSES**



C476719R	1935-36 Front/Rear Hose . . . . .	21.00/ea
C503925R	1937-48 Front Hose . . . . .	15.00/ea
C476719R	1937-57 Rear Hose . . . . .	21.00/ea
C520493R	1949-57 Front Hose . . . . .	16.00/ea
C515314R	1953-54 Front Hose . . . . .	16.00/ea
C520493R	1955-57 Front Hose . . . . .	16.00/ea
C515314R	1958 Front without Air Suspension Hose . . . . .	16.00/ea
C530795R	1958 Front with Air Suspension Hose . . . . .	INQ/ea
C766799R	1958-60 Rear Hose . . . . .	15.00/ea

**BRAKE HOSE CLIP & WASHER**

C709818R	1933-60 Horseshoe Clip, Also 476737, 516213. . . . .	1.00/ea
C231343RP	1935-60 Copper Crush Washer . . . . .	0.30/ea

**FRONT PARKING BRAKE CABLES**

C500018RP	1937-38 OEM Steel . . . . .	95.00/ea
C502688RP	1939 OEM Steel . . . . .	95.00/ea
C504440RP	1940 25 Special & Quality 6 OEM Steel. . . . .	95.00/ea
C504442RP	1940 Deluxe OEM Steel . . . . .	95.00/ea
C504444RP	1940 Torpedo 8 OEM Steel . . . . .	95.00/ea
C506440RP	1941-48 OEM Steel, Also 505767 . . . . .	130.00/ea
C513644RP	1949-52 OEM Steel . . . . .	160.00/ea
C516210RP	1953-54 OEM Steel . . . . .	95.00/ea
C518938RP	1955-56 OEM Steel . . . . .	75.00/ea
C518938SS	1955-56 Stainless Steel . . . . .	100.00/ea
C524257RP	1957 OEM Steel . . . . .	75.00/ea
C524257SS	1957 Stainless Steel . . . . .	100.00/ea
C529921RP	1958 OEM Steel . . . . .	75.00/ea
C529921SS	1958 Stainless Steel . . . . .	100.00/ea
C533706RP	1959-60 OEM Steel . . . . .	75.00/ea
C533706SS	1959-60 Stainless Steel . . . . .	100.00/ea


**REAR PARKING BRAKE CABLES**

C500426RPS	1936-38 OEM Steel . . . . .	150.00/ea
C502706RP	1939-40 Deluxe OEM Steel . . . . .	150.00/ea
C502705RP	1939 25 Special & Quality 6 OEM Steel. . . . .	123.00/ea
C504104RP	1940 25 Special & Quality 6 OEM Steel. . . . .	123.00/ea
C504105RP	1940 Torpedo 8 OEM Steel . . . . .	123.00/ea
C505428RP	1941-48 Deluxe & Torpedo OEM Steel . . . . .	150.00/ea
C505429RP	1941-48 OEM Steel . . . . .	123.00/ea
C513643RP	1949-52 OEM Steel . . . . .	123.00/ea
C515372RP	1953-54 Chieftain OEM Steel . . . . .	123.00/ea
C517566RP	1954 Starchief OEM Steel . . . . .	152.50/ea
C519247RP	1955-57 Chieftain, Wagon & Safari OEM Steel . . . . .	123.00/ea
C519248RP	1955-57 Starchief & Bonneville OEM Steel Except Wagon . . . . .	115.00/ea
C519248SS	1955-57 Starchief & Bonneville Stainless Steel Except Wagon . . . . .	145.00/ea
C529884RP	1958 Bonneville & Chieftain OEM Steel. . . . .	123.00/ea
C529885RP	1958 Starchief & Superchief OEM Steel Except Wagon . . . . .	105.00/ea
C529885SS	1958 Starchief & Superchief Stainless Steel Except Wagon . . . . .	145.00/ea
C533427RP	1959-60 Catalina & Starchief Wagon OEM Steel . . . . .	105.00/ea
C533427SS	1959-60 Catalina & Starchief Wagon Stainless Steel.145.00/ea	
C533428RP	1959-60 Bonneville & Starchief OEM Steel Except Wagon . . . . .	105.00/ea
C533428SS	1959-60 Bonneville & Starchief Stainless Steel Except Wagon . . . . .	145.00/ea

**PARKING BRAKE COMPONENTS**

C496970R	1934-58 Antirub Cover, Rectangular Block, 7/16" OD	10.00/ea
C3782536R	1934-58 Boot . . . . .	2.50/ea
C496342RPS	1934-60 Anchor Felts. . . . .	7.00/pr
C1312281R	1935-60 Parking Brake Spring, Rear . . . . .	1.25/ea
C1300540RP	1937-60 Rear Drum, Lever Belleville Washer . . . . .	1.75/ea
C178287RP	1941-59 Hand Brake Cable To Intermediate Lever Clevis .4.75/ea	
C709818R	1949-60 Rear Brake Cable To Bracket Horseshoe Clip .1.00/ea	
C3875092R	1953-60 C-Shape Spring Retainer. . . . .	3.00/ea

**BRAKE PEDAL PADS, SLEEVES & BUSHINGS**



C1297900RPS	1926-58 Clutch & Brake Pedal Arm Through Floor Seals, Not Original . . . . .	16.00/pr
C502100R	1932-48 Clutch & Brake Pedal Rubber Pad, Brown	20.00/pr
C511028R	1932-52 Clutch or Brake Pedal Rubber Pad, Black	12.50/ea
C511028R	1953-58 with Standard Brakes Black Pedal Rubber Pad . . . . .	12.50/ea

**MASTER CYLINDERS**

These are new Master Cylinders. Master Cylinders rebuild May be available, please inquire.



C5450257RP	1935-36 Manual, Stud-Mount, w/ Rod, Boot & Cap	125.00/ea
C5450208R	1937-54 Manual, with Rod, Boot & Cap . . . . .	170.00/ea
C5450377R	1955-57 Manual with Rod, Boot & Cap . . . . .	170.00/ea
C5456118R	1958 Manual with Rod, Boot & Cap . . . . .	75.00/ea
C3798211RP	1959-60 Bendix Power Brake . . . . .	INQ/ea
C5459092RP	1959-60 Delco Moraine Power Brakes . . . . .	INQ/ea

**MASTER CYLINDER REBUILD KITS - MANUAL BRAKES**

Master Cylinder rebuilt by inquiry. For resleeving see below.

C5453950R	1936-57 Rebuild Kit . . . . .	24.00/kit
C5456353R	1958 Rebuild Kit . . . . .	22.00/kit
C5456967R	1959-60 Rebuild Kit . . . . .	22.00/kit

**MASTER CYLINDER REBUILD KITS - POWER BRAKES**

Bendix Master Cylinder can be identified by the Bendix stamping & aluminum body.

The Delco/Moraine Master Cylinder is cast iron with no markings.

C3741364R	1953-58 Bendix Rebuild Kit . . . . .	INQ/kit
C5455992R	1953-58 Delco Moraine Rebuild Kit . . . . .	INQ/kit
C3905792R	1959-60 Delco Rebuild Kit . . . . .	24.00/kit
C5464912R	1959-60 Delco Moraine Rebuild Kit . . . . .	24.00/kit

**MASTER & WHEEL CYLINDER RESLEEVE SERVICE - IN 304 STAINLESS STEEL, 3-4 WEEK DEL TIME**

CMCRSLVE	1935-60 Manual Master Cylinder Sleeved, Single Bore	140.00/ea
CWCRSLVE	1935-60 Wheel Cylinder Sleeved . . . . .	85.00/ea

**MASTER CYLINDER BOOTS & CAPS**

C5450551R	1936-60 Standard Brakes, Rod Boot . . . . .	2.75/ea
C104038RP	1939-40 Except Torpedo 8, Connecting Rod Clevis .5.50/ea	
C5454935R	1953-58 Power Brake, Rod Boot . . . . .	14.00/ea
C534095R	1959-60 Bendix Power Brake, Rod Boot . . . . .	14.00/ea
C5459088R	1959-60 Delco Moraine Power Brake, Rod Boot . . . . .	14.00/ea
C5460820R	1935-58 Standard Brakes, Metal Cap, 1 1/4" X 18 . . . . .	14.00/ea
C5460820R	1953-58 Power Brakes, Metal Cap, 1 1/4" X 18 . . . . .	14.00/ea
C5455826RP	1935-58 Standard Brakes, Plastic Cap, 1 1/4" X 18 . . . . .	3.00/ea
C5455826RP	1953-58 Power Brakes, Plastic Cap, 1 1/4" X 18 . . . . .	3.00/ea
C49251902R	1935-60 Wide Mouth Metal Cap, 1 5/8" X 18 . . . . .	13.00/ea
C799390R	1935-57 Outlet Connector Copper Washer, Large Dia.1.00/ea	
C799303R	1935-57 Outlet Connector Copper Washer, Small Dia.1.00/ea	

**POWER BRAKE BOOSTER COMPONENTS**

C563725R	1953-58 Delco Moraine, Leather Seal. . . . .	48.00/ea
C518816RP	1953-59, Vacuum Hose, 11/32" Diameter . . . . .	1.50/ft
C111603R	1953-59, Vacuum Hose Clamp, 11/16" . . . . .	0.50/ea

**WHEEL CYLINDERS - FRONT**



C5450400R	1935-36, Right with Inverted Flare, 15/16" Bore. . . . .	INQ/ea
C5450401R	1935-36, Left with Inverted Flare, 15/16" Bore . . . . .	INQ/ea
C5450662R	1937-57, Right, 1 1/16" Bore . . . . .	42.00/ea
C5450663R	1937-57, Left, 1 1/16" Bore. . . . .	42.00/ea
C5456584R	1958, Right, 1 1/8" Bore . . . . .	30.00/ea
C5456585R	1958, Left, 1 1/8" Bore . . . . .	30.00/ea
C5456977RP	1959-60, Right, 1 3/16" Bore . . . . .	27.50/ea
C5456976RP	1959-60, Left, 1 3/16" Bore. . . . .	27.50/ea
C25832115R	1955-60 Mounting Bolt 4 Piece Set . . . . .	10.00/set

**WHEEL CYLINDERS - REAR**

C5450400R	1935-57, Right, 15/16" Bore, Replacement For 1949-54. . . . .	INQ/ea
C5450401R	1935-57, Left, 15/16" Bore, Replacement For 1949-54. . . . .	INQ/ea
C5456586R	1958-60, Right, 1" Bore . . . . .	30.00/ea
C5456587R	1958-60, Left, 1" Bore . . . . .	30.00/ea

**WHEEL CYLINDER REBUILD KITS & BLEEDERS**

Originals were at times replaced with larger-bore Wheel Cylinders. Please verify bore diameter before ordering. Each kit is for a single cylinder. As rebuilding often fails & new wheel cylinders are readily available, we recommend new cylinders.

C5455855R	1935-41 Front, 1" Bore . . . . .	10.00/kit
C5455855R	1958-60 Rear, 1" Bore . . . . .	10.00/kit
C5466301R	1942-57 Front, 1 1/16" Bore . . . . .	10.00/kit
C5455856R	1958 Front, 1 1/8" Bore. . . . .	10.00/kit
C5456566R	1959-60 Front, 1 3/16" Bore . . . . .	6.00/kit
C5456302R	1935-48 Rear, 15/16" Bore. . . . .	10.00/kit
C5456302R	1955-57 Rear, 15/16" Bore. . . . .	10.00/kit
C5453710R	1949-54 Rear, 7/8" Bore . . . . .	10.00/kit
C1074893EB	1935-60, For Cylinders with 10/32 Valve . . . . .	15.50/pr

**WHEELS & AXLES**



**FRONT WHEEL TAPER BEARING SETS INCLUDES 2 INNER/OUTER TAPER BEARINGS**

C909002BRS	1926-32 P6 Only Bearing Set . . . . .	128.00/set
C909002BRS	1923-39 Bearing Set . . . . .	128.00/set
C909052RS	1940-54 Bearing Set . . . . .	148.00/set
C909070RS	1958-60 Except Police Bearing Set . . . . .	166.00/set

**FRONT WHEEL INNER BEARINGS INCLUDES BEARING, RACE & CUP**

Buy a kit of 4 Bearings & receive an additional 10% discount. Each front wheel requires one inner & one outer bearing set.

C909002	1926-32 P6 Only Ball Bearing, Does One Side . . . . .	64.00/ea
C909002R	1926-32 P6 Only Taper Bearing, Does One Side . . . . .	55.00/ea
C909002	1933-39 Ball Bearing, Does One Side. . . . .	64.00/ea
C909002R	1933-39 Taper Bearing, Does One Side. . . . .	55.00/ea
C909052	1940-54 Ball Bearing, Does One Side. . . . .	52.00/ea
C909052R	1940-54 Taper Bearing, Does One Side. . . . .	45.00/ea
C909060	1955-57 Ball Bearing, Does One Side. . . . .	59.00/ea
C909070	1958-60 Exc Police Ball Bearing, Does One Side. . . . .	32.00/ea
C909070R	1958-60 Exc Police Taper Bearing, Does One Side . . . . .	35.00/ea

**FRONT WHEEL OUTER BEARINGS INCLUDES BEARING, RACE & CUP**

C909001	1926-32 P6 Only Ball Bearing, Does One Side . . . . .	40.00/set
C909001R	1926-32 P6 Only Taper Bearing, Does One Side . . . . .	48.00/set
C909001	1933-57 Ball Bearing, Does One Side. . . . .	40.00/set
C909001R	1933-57 Taper Bearing, Does One Side. . . . .	48



## FRONT WHEEL GREASE SEALS & CAP

C500257R	1926-36 P6 Seal . . . . .	20.00/ea
C500257R	1933-36 P8 Replacement Seal . . . . .	20.00/ea
C500257R	1937-39 Seal . . . . .	20.00/ea
C504332R	1940-54 Seal . . . . .	10.00/ea
C518925R	1955-57 Seal . . . . .	16.50/ea
C528502R	1958-60 Seal . . . . .	10.00/ea
C520247RP	1937-60 Hub Outer Grease Cap . . . . .	2.50/ea

## REAR WHEEL BEARINGS & RETAINER

Each rear wheel requires one Bearing Assembly. 1937-60 includes retainer ring.



C901307R	1926-28 Bearing . . . . .	56.00/ea
C1114768R	1929-32 Bearing . . . . .	104.00/ea
C111121R	1933-36 Bearing . . . . .	88.00/ea
C954848R	1937-55 Bearing . . . . .	37.00/ea
C955000R	1956-58 Bearing Includes Retainer & Seal . . . . .	64.00/ea
C954848R	1959-60 Bearing . . . . .	37.00/ea
C9777507R	1937-60 Bearing To Shaft Retainer Ring . . . . .	3.00/ea

## REAR WHEEL OIL SEALS

C344072RS	1926-28 Felt Packing Set . . . . .	20.00/set
C592441R	1933-36 . . . . .	25.00/ea
C231898R	1937-38 . . . . .	30.00/ea
C412111R	1939-54 . . . . .	33.00/ea
C1455257R	1955 . . . . .	25.00/ea
C521666RS	1956-58 O-Ring Type, Fits In Bearing Groove . . . . .	2.00/pr
C534954RP	1956-58, Oil Seal Type . . . . .	25.00/ea
C568690R	1959-60 . . . . .	12.00/ea

## STEERING KNUCKLES

The Steering Knuckle connects to the Spindle on each front wheel via the King Pin. It connects to the Upper & Lower A-Arms via the Outer Shafts.

C231848R	1937-38 Right . . . . .	INQ/ea
C231849R	1937-38 Left . . . . .	INQ/ea
C419668R	1939-48 Right . . . . .	INQ/ea
C419669R	1939-48 Left . . . . .	INQ/ea
C511604R	1949-52 Right . . . . .	INQ/ea
C511605R	1949-52 Left . . . . .	INQ/ea
C378137RP	1935-60 Spindle End Castle Nut, Cotter Pin & Washer . . . . .	2.50/set

## LUG BOLTS

When replacing left-hand threaded Lug Bolts with right-hand thread, we recommend changing all ten left-hand lug bolts on the car to prevent confusion.

C499542R	1937-58 Rear, Right Thread, Replaces Left Thread . . . . .	2.00/ea
C9777477R	1959-60 Rear, Right Thread, Replaces Left Thread . . . . .	2.50/ea
C506051R	1937-60 Front, Right Thread, Replaces Left Thread, Use with Original 1937-60 Front Drums Only . . . . .	2.00/ea
C9785351R	1937-60 Front, Right Thread, Replaces Left Thread For Reproduction Cast Drums . . . . .	2.00/ea

## LUG NUTS

C516637R	1937-60 Except 8 Lug, Front or Rear, Right Thread . . . . .	1.25/ea
C499550R	1937-60 Except 8 Lug, Front or Rear, Left Thread . . . . .	1.50/ea
C535278R	1960 8 Lug Dome Top Wheel Lug Nut, Right Hand . . . . .	8.00/ea
C535277R	1960 8 Lug Dome Top Wheel Lug Nut, Left Hand . . . . .	8.00/ea

## REAR AXLE BACKING PLATE/DRUM GASKETS



C231888RS	1937-58 Backing Plate To Axle Housing Gaskets . . . . .	6.00/pr
C535519RS	1959-60 Brake Backing Plate To Axle Housing Gaskets . . . . .	3.00/pr
C499933RS	1937-58 Oil Deflector To Bearing Retainer Gaskets . . . . .	8.00/pr
C532320RS	1959-60 Oil Deflector To Bearing Retainer Gaskets . . . . .	8.00/pr
C375693RS	1934-36 Drum To Axle Shaft Gaskets . . . . .	8.00/pr
C499930RS	1937-58 Drum To Axle Shaft Gaskets . . . . .	8.00/pr

## SUSPENSION & STEERING

### DELUXE FRONT END REBUILD KITS

These kits contain: Upper & Lower Inner & Outer Bushing & Shaft Sets, King Pins or Ball Joints, Outer Tie Rod Ends, Upper & Lower Rebound Bumpers, Idler Arm Support, Sway Bar to Frame Bushings, & Stabilizer Link Kits. \* Exceptions are noted in the description.



CDEL371RS	1937-38 Deluxe Front End Rebuild Kit: Idler Arm & Bushing Only . . . . .	INQ/kit
	1939 Deluxe Front End Rebuild Kit . . . . .	INQ/kit
CDEL391RS	1940-48 Deluxe Front End Rebuild Kit . . . . .	INQ/kit
CDEL410RS	1949-52 Deluxe Front End Rebuild Kit . . . . .	INQ/kit
CDEL490RS	1953-54 Deluxe Front End Rebuild Kit . . . . .	INQ/kit
CDEL530RS	1955 Deluxe Front End Rebuild Kit . . . . .	INQ/kit
CDEL550RS	1956-57 Deluxe Front End Rebuild Kit, For Cars with 1 7/8" Center To Center Mounting Hole Lower Inner Shafts . . . . .	INQ/kit
CDEL560RS	1956-57 Deluxe Front End Rebuild Kit, For Cars with 3 1/4" Center To Center Mounting Hole Lower Inner Shafts . . . . .	INQ/kit
CDEL561RS	1958 Deluxe Front End Rebuild Kit . . . . .	INQ/kit
CDEL580RS	1959-60 Deluxe Front End Rebuild Kit, Includes: Upper & Inner Shaft Packages, Lower Inner Bushing, Upper/Lower Ball Joints, Outer Tie Rod Ends, Upper/Lower Rebound Bumpers, Idler Arm & Support, Stabilizer Bar Bushings & Link Packages . . . . .	INQ/kit
CDEL590RS		

### STANDARD FRONT END REBUILD KITS

These kits include all of the components in the Deluxe Kits except the Inner Shaft Packages. Standard Kits include the Inner Shaft Bushings only.



CSTD371RS	1937-38 Standard Front End Rebuild Kit, Includes: Lower Inner Shaft Bushings, Upper/Lower Outer Pin Packages, King Pin Repair Kit, Outer Tie Rod Ends, Upper/Lower Rebound Bumpers, Idler Arm Bolt & Bushing, Stabilizer Bar Bushings & Link Packages . . . . .	INQ/kit
CSTD391RS	1939 Standard Front End Rebuild Kit, Includes: Lower Inner Shaft Bushings, Upper/Lower Outer Pin Packages, King Pin Repair Kit, Outer Tie Rod Ends, Upper/Lower Rebound Bumpers, Idler Arm & Support, Stabilizer Bar Bushings & Link Packages . . . . .	INQ/kit
CSTD410RS	1940-48 Standard Front End Rebuild Kit, Includes: Lower Inner Shaft Bushings, Upper/Lower Outer Pin Packages, King Pin Repair Kit, Outer Tie Rod Ends, Upper/Lower Rebound Bumpers, Idler Arm & Support, Stabilizer Bar Bushings & Link Packages . . . . .	INQ/kit
CSTD490RS	1949-52 Standard Front End Rebuild Kit, with Idler Arm Bolt & Bushing Only . . . . .	INQ/kit
CSTD530RS	1953-54 Standard Front End Rebuild Kit, with Idler Arm Bolt & Bushing Only . . . . .	INQ/kit
CSTD550RS	1955 Standard Front End Rebuild Kit, with Idler Arm Bolt & Bushing Only . . . . .	INQ/kit
CSTD560RS	1956-57 Standard Front End Rebuild Kit, with Idler Arm Bolt & Bushing Only . . . . .	INQ/kit
CSTD580RS	1958 Standard Front End Rebuild Kit, with Idler Arm Bolt & Bushing Only . . . . .	540.00/kit
CSTD590RS	1959-60 Standard Front End Rebuild Kit, Includes: Upper Shaft Bushings, Lower Inner Bushing, Upper/Lower Ball Joints, Outer Tie Rod Ends, Upper/Lower Rebound Bumpers, Idler Arm & Support, Stabilizer Bar Bushings & Link Packages . . . . .	INQ/kit

### LOWER INNER SHAFT ASSEMBLIES, SEALS & BUSHINGS

Packages include: shaft, bushings, seals & grease fittings. When ordering 1956-57 Lower Inner Control Arm Shaft Packages, measure center to center on mounting holes. The Lower Inner Shaft connects the Lower A-Arm to the Frame.

C231859R	1937-38 Assembly, Does One Side . . . . .	135.00/set
C231997R	1937-38 Bushing, with Removable Bushings, 4 Required . . . . .	30.00/ea
C511452RS	1937-58 Dust Seals, 7/8" ID x 1 1/16" OD x 7/8" L . . . . .	8.00/set
C518870R	1939-58 Except 1958 with Air Suspension, Bushing, 4 Required . . . . .	28.00/ea
C529175R	1939-55 & 1958 Assembly, Does One Side . . . . .	135.00/set
C529175R	1956-57 Assembly, Does One Side, 1 7/8" Center To Center . . . . .	135.00/set
C522590R	1956-57 Assembly, Does One Side, 3 1/4" Center To Center . . . . .	200.00/set
C529804R	1959-60 Bushing . . . . .	16.00/ea

### LOWER OUTER CONTROL ARM PIN PACKAGE

The Lower Outer Shaft connects the Lower A-Arm to the Steering Knuckle. In 1958 the Lower Outer Shaft was replaced with a Ball Joint. These packages do not include the nut & washer, which are not available. Package does however include pin, bushing, seals & grease fitting.

C411817RS	1937-57 Pin Seals Set, For One Pin . . . . .	2.00/set
C1394944R	1937-38 Package, Does One Side . . . . .	74.00/ea
C522468R	1939-57 Package, Does One Side . . . . .	74.00/ea

### LOWER OUTER SHAFT BALL JOINTS

C9775240R	1958-60, Includes Nuts & Bolts . . . . .	80.00/ea
C123456RPS	1958-60 Nut Washer & Bolt Kit, 8 X 1/4-28X7/8" . . . . .	9.00/kit
C5678685R	1958-60 Boot . . . . .	12.00/ea

### UPPER INNER SHAFT PACKAGES, SEALS & BUSHINGS

The Upper Inner Shaft connects the Upper A-Arm to the Frame. Package include pin, bushing, seals & grease fitting for one side. 1937-48 Do not have the inner shaft.

C515951RS	1949-60 Except Air Suspension, Shaft Seals . . . . .	14.50/pr
C513375R	1949-52 Package, Does One Side . . . . .	142.00/ea
C517402RS	1953-54 Package, Does One Side . . . . .	142.00/ea
C520872R	1955-57 Package, Does One Side . . . . .	140.00/ea
C530147R	1958-60 Except Air Suspension Package, Does One Side . . . . .	131.00/ea

### UPPER INNER CONTROL ARM SHAFT BUSHING

C511451R	1949-52, 2 Required Per Side . . . . .	33.00/ea
C517488R	1953-54, 2 Required Per Side . . . . .	33.00/ea
C533484R	1955-60 Except Air Suspension, 2 Required Per Side . . . . .	37.00/ea
C530393RP	1958 All with Air Suspension, Replacement, 2 Required Per Side . . . . .	15.00/ea

### UPPER OUTER CONTROL ARM SHAFT PACKAGE

These packages do not include the nut & washer, which are not available.

C411817RS	1937-57 Pin Seal 4 Piece Set, For One Pin . . . . .	2.00/set
C506512R	1937-48 Pin Package, Does One Side . . . . .	50.00/set
C513376R	1949-52 Pin Package, Does One Side . . . . .	142.00/set
C517401R	1953-57 Pin Package, Does One Side . . . . .	100.00/set

### UPPER BALL JOINTS

C531353R	1958 Includes Bolts & Nuts, Right & Left Hand . . . . .	79.00/ea
C542924RP	1959-60 Right Hand . . . . .	80.00/ea
C542925RP	1959-60 Left Hand . . . . .	80.00/ea
C123456RPS	1958-60 Bolt, Nut & Washer Kit, 8X 1/4-28 X 7/8" . . . . .	9.00/kit

### KING PIN REPAIR KITS & PLUGS

Kits include pins, bushings, bearings, plugs, shims & lock pins.



C327847RS	1926-27 P6 Kit . . . . .	190.00/set
C602691RS	1928-33, 1928-32 P6, 1933 All Kit . . . . .	172.00/set
C373461RS	1934-36, 1934-36 P8, 1935-36 P6 Kit . . . . .	143.00/set
C405085RS	1937-39 Kit . . . . .	100.00/kit
C562237R	1937-1955 Steel Concave Plug, 15/16" Diameter. . . . .	1.00/ea
C562237B	1937-1955 Brass Concave Plug, 15/16" Diameter . . . . .	0.50/ea

C504058RS	1940-55 Kit . . . . .	100.00/kit
C521726RS	1956-57 Kit . . . . .	120.00/kit
C504688B	1956-57 Brass Concave Plug, 1 1/8" Diameter . . . . .	3.50/ea
C504688R	1956-57 Steel Concave Plug, 1 1/8" Diameter . . . . .	0.75/ea

### IDLER ARMS & SUPPORTS

The Idler Arm connects the Center Link to the Frame. It is sometimes confused with the Pitman Arm, which connects the Center Link to the Steering Box.



C231941R	1937-38 Bushing & Bolt Kit. . . . .	137.00/kit
C264953HD	1939-54 Heavy Duty Assembly, Includes Arm, Support, Bushing & Seal . . . . .	123.00/ea
C264953A	1939-54 Arm Only . . . . .	119.00/ea
C9770707R	1939-60 Arm Bushing & Support, Includes Seal . . . . .	124.00/ea
C181637IRPS	1941-60 Arm Support Bolt & Nut Set, 1". . . . .	1.20/set
C516710HD	1955-60 Heavy Duty Assembly, Includes Arm, Support, Bushing & Seal . . . . .	140.00/ea

### FRONT UPPER & LOWER REBOUND BUMPERS

Lower Bumpers install on the Lower A-Arm. Upper Bumpers install on top of the Frame.

C592583RS	1933 & 1935 Lower Bumpers . . . . .	100.00/pr
C592583RS	1933-36 Rear Axle Bumpers . . . . .	100.00/pr
C528676RS	1937-60 Upper Bumpers . . . . .	16.00/pr
C500429RS	1937-38 Lower Bumpers . . . . .	100.00/pr
C411143RS	1939-52 Lower Bumpers . . . . .	26.00/pr
C516442RS	1953-57 Lower Bumpers . . . . .	132.00/pr
C516442RS	1955-57 Rear Spring Differential Carrier Bumpers . . . . .	132.00/pr
C529968RS	1958-60 Lower Bumpers . . . . .	18.00/pr

### FRONT STABILIZER LINK PACKAGE

The Stabilizer Link Connects the Sway Bar/Stabilizer Bar to the Lower A-Arm. Package does both sides, includes bolts, nuts, washers, spacers, bushing & cups.



C500906RS	1937-52 Link Package . . . . .	16.00/pr
C517319RPS	1953-57 Link Package . . . . .	19.00/pr
C530347RPS	1958 Link Package . . . . .	15.00/pr
C533016RP	1959-60 Link Package . . . . .	10.00/pr

### FRONT STABILIZER BAR BUSHINGS

The Front Sway Bar runs from one Stabilizer Link in each Lower A-Arm to the other & attaches to the Frame with these Bushings.

C500314RS	1937-38 Bushings . . . . .	93.00/pr
C502722RS	1939-48 Bushings . . . . .	67.00/pr
C530268RS	1949-57 Bushings . . . . .	71.00/pr
C530997RS	1958-60 Bushings, For 5/8" 3/4" Diameter Bar . . . . .	15.50/pr

### REAR SPRING & AXLE REBOUND BUMPERS

C592583RS	1933-36 Spring Axle, 2 7/16" High . . . . .	100.00/pr
C502250RS	1937-54 Spring Rebound, 2 3/4" X 1 3/4" X 3 1/2" . . . . .	94.00/pr
C520874RS	1955-57 Spring Rebound, 2" X 3 1/4" X 4 3/4" . . . . .	110.00/pr
C519088R	1955-57 Axle Differential Carrier, Triangular Shape, 1 7/8" X 1 7/8" X 1 5/8" . . . . .	65.00/pr
C529937RS	1958-60 Spring Rebound, 1 3/4" X 2 7/8 X2", Double Stud Mount. . . . .	70.00/pr

### TIE ROD ENDS & ADJUSTER SLEEVE

These are the Outer Tie Rod Ends only. They connect to the Inner Tie Rod Ends via the C5668674RS Adjuster Sleeve to a bracket on the Spindles.

C5668674R	1939-60 Sleeve & Clamp Pack . . . . .	7.00/ea
C5678685R	1937-60 Dust Cover . . . . .	12.00/ea
C374226R	1933-36 End, Right Outer . . . . .	200.00/ea
C374227R	1933-36 End, Left Outer . . . . .	200.00/ea
C231948R	1937-38 End, Right Outer, 2 Required. . . . .	75.00/ea
C231949R	1937-38 End, Left Outer, 2 Required . . . . .	75.00/ea
C5674340R	1939-58 End Outer, Left or Right . . . . .	35.00/ea
C5672917R	1959-60 End, Right Outer . . . . .	39.00/ea
C5672918R	1959-60 End, Left Outer . . . . .	39.00/ea



## SUSPENSION & STEERING



### CONTROL ARMS - LOWER

C231994R	1937-38 Right Front Lower w/ Bushing & Ball Stud	205.00/ea
C231994R	1937-38 Left Rear Lower w/ Bushing & Ball Stud	205.00/ea
C410944R	1939-48 Front Lower, Fits Left or Right	265.00/ea

### UPPER/LOWER INNER SHAFT ASSEMBLY & IDLER ARM HARDWARE

C1416328RPS	1939-58 Arm To Frame 8 Bolt Set, with Nuts & Washers	30.00/set
C515196RP	1949-57 Upper Inner Arm Shaft To Frame Hardware 8 Bolt Set	18.00/set
C181637RPS	1939-60 Idler Lever Arm Support Hardware, Set of 2 1" Bolts	2.40/set

### STABILIZER BAR BRACKET HARDWARE

C181637RPS	1941-60, Set with 1" Bolts & Nuts	2.40/set
------------	-----------------------------------	----------

### REAR SWAY BARS KIT

C532245RPS	1959-60 Wagon Kit, Aftermarket Retrofit, 5/8" Dia.	200.00/kit
------------	--	------------

### CENTER LINK TUBE ASSEMBLY

These assemblies include all the internal components. The Tubes have an improved design, making them stronger than the originals.

C265207R	1939-48 Assembly	INQ/ea
C513485R	1949-52 Assembly	INQ/ea
C5663364R	1953-55 Assembly	INQ/ea
C5620004R	1956-57 Assembly	INQ/ea
C5672756R	1959-60 Assembly	INQ/ea

### CENTER LINK REPAIR KITS

Repair kits include plungers, springs, plugs, spacers & instructions.

C5672756RS	1939-52 Kit	120.00/kit
C5670004RS	1953-57 Kit	115.00/kit
C5672756RS	1958-60 Kit	120.00/kit

### REAR CONTROL ARM BUSHINGS

C530017R	1958-60 Rear Upper Front Center Bushing	107.00/ea
C529804R	1958-60 Upper Rear, Takes 2	16.00/ea
C529804R	1958-60 Lower Rear, Takes 4	16.00/ea
C538259RS	1960 Late Models with 2nd Type Lower Bushings	36.00/pr

### FRONT LOW PRESSURE GAS SHOCK ABSORBERS

C5531207G	1949-57 Shock Absorber	44.31/ea
C3186751G	1958-60 Shock Absorber	32.00/ea
C041133	1929-36 Shock Arm Link Bushings, 7/8" OD x 3/8" ID x 3/4" Long	5.00/pr

### FRONT COIL SPRINGS

Please specify body type (two door, four door, station wagon, etc.), transmission type (standard or Hydramatic), & if comes with or without Air Conditioning.

CFCS3748	1937-48 Springs	260.00/pr
CFCS4951	1949-51 Springs	260.00/pr
CFCS1952	1952 Springs	260.00/pr
CFCS5354	1953-54 Springs	260.00/pr
CFCS5556	1955-56 Springs	260.00/pr
CFCS1957	1957 Springs	260.00/pr
CFCS1958	1958 Springs	260.00/pr
CFCS5960	1959-60 Springs	260.00/pr

### FRONT COIL INSULATORS

Insulators mount between the frame or A Arm to the spring.

C88913144RS	1934-58 Insulators, 5 1/4" OD x 3" ID	10.50/pr
C3789664RS	1934-58 Insulators, 3/8" Thick, Raises 1/2" To 3/4"	24.00/pr
C3046811RS	1934-58 Insulators, 9/16" Thick, Raises 3/4" To 1 1/4"	44.00/pr

### REAR LOW PRESSURE GAS SHOCKS ABSORBERS

C5535886G	1937-48	34.00/ea
C5535886G	1949-54 Wagon & Sedan Delivery	34.00/ea
C5531200G	1949-57 Except 1949-54 Wagon & Delivery	36.00/ea
C5535886G	1958-60	34.00/ea

### REAR COIL SPRINGS

Please specify body type (two door, four door, station wagon, etc.), transmission type (standard or Hydramatic), & if comes with or without Air Conditioning.

CRCS1958	1958 Springs	318.00/pr
CRCS5960	1959-60 Springs	184.00/pr
C1305014R	1958 Spring Insulators, 3/16" Thick, 4" Diameter	10.00/pr

### SHOCK ABSORBER BUSHINGS & BOLTS

C517098RS	1937-60 Loop End/Eyelet Bushings, Rear	10.00/pr
C5325788	1949-60 Stud End Bushings, Rear or Front, Does 1 End Of 1 Shock	3.50/pr
C502685RS	1939-48 Shock To Frame Mounting Bolts, Rear	20.00/pr
C502685RS	1939-60 Shock To Axle Mounting Bolts, Rear	20.00/pr

### FRONT LEAF SPRING BUSHINGS, BOLTS & SEALS

C513638R	1931-33 Eye Bushing, 1 1/8" OD x 1/2" ID x 2 3/8" L	15.00/ea
C513638R	1935-36 P6 Master Rear Eye Bushing, 1 1/8" OD x 1/2" ID x 2 3/8"	15.00/ea
C3710479RPS	1931-33 Shackle Bolt Nut & Washer Set, Takes 2 Sets	5.90/set
C3710479RPS	1935-36 P6 Master, Shackle Bolt Nut & Washer Set, Takes 2 Sets	5.90/set
C394966R	1926-32 Shackle Eye Rubber Seal, 1 5/8"	10.00/ea
C502442R	1933-36 Shackle Eye Rubber Seal	1.00/ea

### REAR LEAF SPRINGS

When ordering, please specify year, model, transmission & if you have AC. Leaf Springs come with the Front & Rear Eye Bushings already pressed in.

CRLS4157	1941-57 Except 1950, Wagon or 1953-57 with Continental Kit	510.00/pr
C513624RPS	1950 Exc Wagon, Sedan Delivery, Taxi or Police	718.00/pr
CRLSCK	1953-57 with Continental Tire Kit	562.50/pr
C519876RPS	1955 Wagon, 8 Leaf, 3-4 Week Lead Time	INQ/pr
C519876RPS	1956 Safari 2Dr Wagon, 8 Leaf, 3-4 Week Lead Time	INQ/pr
CRLS57	1957 Except Wagon, 6 Leaf	INQ/pr

### REAR LEAF SPRING INSULATORS

C523066RP	1926-57 Rear Leaf Spring Plastic Liner/Insulator, 2" Wide with Lip, 20' Roll	16.25/roll
C510277R	1931-57 Rear Leaf Spring Seat Insulator Pad, 5 5/8" X 2 1/4" For 2" Spring, Original For 1931-32/37-49, Upgrade For 1950-57	35.00/ea

### REAR LEAF SPRING ANCHOR U-BOLTS WITH NUTS

C495099R	1933-36 1/2" Diameter 2" ID, 5" H	8.00/ea
C500897R	1929-32 P6 1/2" Diameter 3" ID, 7 3/4" H	8.00/ea
C500897R	1931-32, Fits 1931 O8 Coupes, 1932 P8, 1/2" Diameter 3" ID, 7 3/4" H	8.00/ea
C500897R	1937-57 Except SW or HD chassis, 1/2" Diameter 3" ID, 7 3/4" H	8.00/ea
C500897HD	1937-57 SW or HD chassis, 3" ID, 8 3/4" H	8.00/ea

### REAR LEAF SPRING SHACKLE & BOLT SET

C495035RS	1933-34 P8, Does Both Sides	59.00/set
C495035RS	1935-57 Does Both Sides	59.00/set

### REAR LEAF SPRING MOUNTING KITS

CRLSM3738	1937-38, Includes: Front Eye Bushings & Bolts, Rear Eye & Spring Bracket/Upper Frame Bushings & Pins, Shackles & Bolts	215.50/kit
CRLSM3949	1939-49, Includes: Front Eye Bushings & Pins, Rear Eye & Spring Bracket/Upper Frame Bushings & Pins, Shackles & Bolts	299.60/kit
CRLSM5056	1950-56, Includes: Front Eye Bushings, Rear Eye & Spring Bracket/Upper Frame Bushings & Pins, Shackles & Bolts, Order Front Eye Bolt Separately	209.60/kit
CRLSN3738	1937-38, For Use with New Leaf Springs Which Come with Eye Bushings Pressed In, Includes: Front Eye Bushing Bolts, Rear Shackles & Bolts, Spring Bracket/Upper Frame Bushings & Pins	109.00/kit

CRLSN3949	1939-49, For Use with New Leaf Springs Which Come with Eye Bushings Pressed In, Includes: Front Eye Bushing Pins, Rear Shackles & Bolts, Spring Bracket/Upper Frame Bushings & Pins	228.90/kit
CRLSN5057	1950-57, For Use with New Leaf Springs Which Come with Eye Bushings Pressed In, Includes: Rear Shackles & Bolts, Spring Bracket/Upper Frame Bushings & Pins, Order Front Eye Bolt Separately	99.80/kit

### REAR LEAF SPRING BUSHINGS, BOLTS & SHACKLES

C513638R	1931-57 Rear Leaf Spring Eye Bushing, 1 1/8" OD X 1/2" ID X 2 3/8" Long, 1931-38/1950-57 Rear Spring Front Eye (Use with C3710479RP or C519084RP Bolt), 1931 O8/1932 P8/1931-32 P6 Rear Spring Rear Eye, Also 751005, 751009, 3690790	15.00/ea
C499533R	1937-57 Rear Leaf Spring Eye & Spring Bracket/Upper Frame Threaded Bushing, 13/16" X 2", 1939-49 Front Eye Bushing (Or Use Bushing/Pin Kit C508550Rs), 1937-56 Rear Eye Bushing (Use with C499538R), 1937-57 Spring Bracket/Upper Frame Bushing (Use with C499538R)	20.00/ea
C3710479RPS	1931-38 Shackle/Eye Bolts, with Nuts & Washers	6.00/set
C3710479RPS	1950-54 Shackle/Eye Bolts, with Nuts & Washers	6.00/set
C508550RS	1939-49 Front Eye Threaded Bushing & Bolt Set, Does One Side	64.00/ea
C499538R	1937-57 Rear Leaf Spring Eye & Spring Bracket/Upper Frame Threaded Pin For Threaded Bushing, 1937-56 Rear Eye (Used with C499533R), 1937-57 Spring Bracket/Upper Frame (Used with C499533R)	13.00/ea
C394966R	1926-32 Spring Eye Seal/Shackle Rubber Washer	10.00/ea
C502442R	1937-57 Spring Eye Seal/Shackle Rubber Washer, 1939-49 Rear Spring Front Eye, 1937-56 Rear Spring Rear Eye, 1937-57 Spring Bracket/Upper Frame	1.00/ea
C126720RP	1933-57, 1933-34 P8, 1935-57 Shackle Carriage Bolt & Nut	1.10/ea

### GREASE FITTINGS

C9411022RP	1941-60, 1/8 Straight Self Tapping	0.75/ea
C145691RP	1926-40, 1/4 Straight Press Type	0.50/ea
C9417901RP	1926-60, 1/4-28 Straight Self Tapping	0.35/ea
C109455RP	1926-59, 5/16 Straight Press Type	0.50/ea
C190353RP	1926-40, 1/8 Pipe Thread 45 Degree Angle	1.00/ea
C9411017RP	1926-60, 1/8 Pipe Thread 65 Degree Angle	1.00/ea
C119512RP	1926-40, 1/8 Pipe Thread Press Type	0.50/ea
C117175RP	1926-59, 1/4-28 Self Tapping 45 Degree Angle	1.00/ea
C9417903RP	1941-60, 1/4-28 Self Tapping 90 Degree Angle	1.10/ea

### POWER STEERING PUMP SEAL KITS

C5680750RS	1954 Kit, Vane Type	70.00/kit
C5683483RS	1956 Kit	70.00/kit
C5688065RS	1960 Kit	85.00/kit

### POWER STEERING PUMP SHAFT BEARINGS & SEALS

C5684946RP	1953-54 with Vane Type Pump, Outer Bearing	8.00/ea
C5684946RP	1955-58 Outer Bearing	8.00/ea
C5683561RP	1953-54 with Vane Type Pump, Inner Bearing	7.00/ea
C5683561RP	1955-58 Inner Bearing	7.00/ea
C5683898RP	1953-54 with Vane Type Pump, Seal	14.00/ea
C5683898RP	1955-58 Seal	14.00/ea
C5686644RP	1958-60 Except AS	12.00/ea

### POWER STEERING PUMP RESERVOIR GASKET

C5682123R	1955-58 Lid Gasket	3.25/ea
C5683968RS	1954-58 Except AS, Set with Reservoir Lid & Pump Body Gaskets	32.00/set

### POWER STEERING GEARBOX SEAL KIT

C5680583R	1953-55 Kit	130.00/kit
C5685041R	1956 Kit	130.00/kit
C5685263RS	1957-58 Kit, Square Seal Not Included	20.00/kit

### STEERING GEARBOX REBUILD KITS

1955-57 Kit, Includes: Upper/Lower Worm Bearing Cups, Ball Bearings, Shaft Bushings; Worm Shaft Seal, Balls, Ball Guides, Clamp & Screw; Housing Side Cover Bushing, Gasket, Shaft Packing, Packing Retainer, Lash Adjuster, Shims.		
C5668483RS	1955-57 Manual Steering	160.00/kit
C5674198RS	1960 Manual Steering	50.00/kit
C5686749RS	1960 Power Steering, Including Bearings	35.00/kit

### STEERING WORM GEAR THRUST BEARINGS

C261866RS	1934-38, Fits 1934-37 Some 1938	28.00/pr
C262200RS	1939-54 with Standard Steering	82.00/pr
C5666693RS	1955-60 with Standard Steering	46.00/pr

### STEERING BOX COMPONENTS

C103868RP	1939-60 Standard Steering Gear Oil Filler Plug	6.10/ea
C5683882R	1956-58 Power Steering Pump Reservoir Filter	10.00/ea
C5682484RP	1957-60 Power Steering Box To Steering Column Coupling Disc Rag Joint Kit	16.00/set

### PITMAN ARM TO STEERING BOX NUT

C7809779R	1933-54 Standard Steering	15.00/ea
C5667628R	1953-54 Power Steering, 7/8-14 X 1 1/2	4.95/ea
C5667628R	1955-60 All Standard Steering, 7/8-14 x 1 1/2	4.95/ea

### PITMAN GEAR SHAFT SEALS

C262155R	1934-36, Replaces Original Cork Packing	16.00/ea
C263463R	1937-54, Replaces Original Cork Packing	7.00/ea
C270289R	1953-54 with Power Steering	8.00/ea
C270289R	1955-60 with Standard Steering	8.00/ea
C5683373R	1956-59 Inner Seal	7.00/ea
C5684278R	1957-59 Outer Seal	10.00/ea

### PITMAN SHAFT NUTS, SCREWS & BUSHINGS

C5685355RS	1957-60 Power Steering Seal Kit, Inner/Outer Seal, Washers & Snap Ring	24.00/kit
C7802482R	1953-55 Shaft Lash or Sector Adjustment Screw	12.00/ea
C7802482R	1956-60 All Ss, 1959 All PS Shaft Lash or Sector Adjustment Screw	12.00/ea
C266316R	1937-60 Except 1956 PS, Bushing	16.00/ea

## STEERING WHEEL & COLUMN



### STEERING COLUMN SEALS & COMPONENTS

C594340R	1937-38 Steering Post To Toeboard Sponge Seal	26.00/ea
C3650395R	1939 Column At Floor Seal, Black	61.00/ea
C3650395B	1939 Column At Floor Seal, Brown	61.00/ea
C502563R	1939-40 Column at Toe board Grommet, Brown	63.00/ea
C3653713R	1940-41 Toe Pan Sponge Seal	30.00/ea
C3664757R	1942-48 Inner Floor Seal, Black	69.00/ea
C3664757B	1942-48 Inner Floor Seal, Brown	72.00/ea
C3663520R	1942-48 Sponge Seal	35.00/ea
C3691548R	1949-54 Inner Floor Seal	87.00/ea
C3691549R	1949-54 Sponge Seal	35.00/ea
C3723413R	1955-56 Automatic Trans Inner Floor Seal	20.00/ea
C3723411R	1955-56 Standard Trans Inner Floor Seal	25.00/ea
C3733233R	1957 Automatic Trans Inner Floor Seal	25.00/ea
C3733235R	1957 Auto Trans w/ Power Brakes Inner Floor Seal	17.00/ea
C3733227R	1957 Standard Trans Inner Floor Seal	25.00/ea
C3713849R	1955-57 Automatic Trans Sponge Seal	25.00/ea
C3713846R	1955-57 Standard Trans Sponge Seal	25.00/ea
C3746322R	1958 Automatic Trans Inner Floor Seal	INQ/ea
C3746321R	1958 Standard Trans Inner Floor Seal	22.50/ea
C3746325R	1958 Automatic Trans Sponge Seal	27.00/ea
C3746319R	1958 Standard Trans Sponge Seal	12.00/ea
C3766028R	1959-60 Automatic Trans Inner Floor Seal	52.00/ea
C3772005R	1959-60 Standard Trans Inner Floor Seal	45.00/ea
C506326R	1941-48 Column Lower Felt Gasket	23.00/ea
C4698573		







## Table of Contents - ELECTRICAL

### ACCESSORIES

MANUAL ANTENNA ASSEMBLIES & COMPONENTS . . . . .	43
POWER ANTENNA COMPONENTS . . . . .	43
POWER ANTENNA HARNESS . . . . .	43
ANTENNA LOOPS, BOOTS, PLUGS & GROMMETS . . . . .	43
RADIO WIRING . . . . .	43
PARKING BRAKE WARNING LIGHT HARNESS . . . . .	43
UNDERHOOD LAMP . . . . .	43
TROUBLE LIGHT WIRING . . . . .	43
ROCHESTER CIGARETTE LIGHTER COMPONENTS . . . . .	43

### BATTERY, GENERATOR, VOLTAGE REGULATOR & STARTER

BATTERY BOXES, PADS & HOLD DOWN KITS . . . . .	43
ENGINE TO BODY GROUND STRAPS . . . . .	43
NEGATIVE BATTERY CABLES . . . . .	43
POSITIVE BATTERY CABLES . . . . .	44
GENERATOR, STARTER & DISTRIBUTOR TAGS . . . . .	44
GENERATORS - REBUILT . . . . .	44
GENERATOR MOUNTING HARDWARE & BRACKETS . . . . .	44
GENERATOR BRUSHES & SPRINGS . . . . .	44
GENERATOR BEARINGS & COMMUTATOR . . . . .	44
END BUSHINGS . . . . .	44
STARTER SOLENOID TO JUNCTION BLOCK JUMPER WIRES . . . . .	44
VOLTAGE REGULATORS . . . . .	44
STARTERS -REBUILT . . . . .	44
STARTER SWITCHES . . . . .	44
STARTER PEDAL PADS . . . . .	45
STARTER SOLENOIDS & REBUILD KITS . . . . .	45
STARTER DRIVE ASSEMBLY . . . . .	45
STARTER COMPONENTS . . . . .	45

### IGNITION COMPONENTS

IGNITION TUNE-UP KITS . . . . .	45
DISTRIBUTOR CONDENSERS . . . . .	45
DISTRIBUTOR POINTS SETS . . . . .	45
DISTRIBUTOR CAPS . . . . .	45
DISTRIBUTOR ROTORS . . . . .	45
SPARK PLUGS . . . . .	45
BALLAST RESISTORS & HARNESSSES . . . . .	45
IGNITION COILS & COIL BRACKETS . . . . .	45
REBUILT DISTRIBUTORS . . . . .	45
DISTRIBUTOR COMPONENTS . . . . .	45
VACUUM ADVANCES . . . . .	46
REBUILT DISTRIBUTOR CONTROL VACUUM ADVANCES . . . . .	46
SPARK PLUG WIRE SETS . . . . .	46
SPARK PLUG RINGS, WIRE HOLDERS & GREASE . . . . .	46

### RELAYS, HORNS & SWITCHES

HORNS . . . . .	46
HORN & CUT-OUT RELAYS . . . . .	46
POWER ACCESSORY RELAYS . . . . .	46
HEADLAMP SWITCHES & FERRULES . . . . .	46
HEADLAMP FLOOR DIMMER SWITCH . . . . .	46
BRAKE LAMP SWITCHES . . . . .	46
TURN SIGNAL SWITCHES & COMPONENTS . . . . .	46
TURN SIGNAL COMPONENTS . . . . .	46
BACKUP LAMP SWITCHES & SHIELD . . . . .	46
DASH PUSH BUTTON STARTER SWITCHES . . . . .	47
POWER WINDOW SWITCHES . . . . .	47
POWER WINDOW SWITCH COMPONENTS . . . . .	47
POWER VENT WINDOW SWITCH . . . . .	47
POWER TAILGATE WINDOW SWITCHES . . . . .	47
6 WAY POWER SEAT SWITCHES & HARNESSSES . . . . .	47

### LAMPS & LENSES

6V LIGHT BULBS, 6V & 12V . . . . .	47
HEADLAMP BULBS . . . . .	47
HEADLAMP JUNCTION BLOCKS . . . . .	47
HEADLAMP RELAYS . . . . .	47
HEADLAMP PADS . . . . .	48
HEADLAMP BEZEL SEALS & CLIPS . . . . .	48
HEADLAMP MOUNTING BUCKETS & RETAINING RINGS . . . . .	48
HEADLAMP BUCKET TO FENDER GASKETS . . . . .	48
FENDER LAMP SEALS . . . . .	48
FOG LAMP SETS . . . . .	48
FOG LAMP MOUNTING BRACKETS . . . . .	48
FOG LAMP LENSES & BULBS . . . . .	48
FOG LAMP WIRING . . . . .	48
PARKING LAMP LENSES . . . . .	48
PARKING LAMP LENS GASKETS . . . . .	48
PARKING LAMP LENS SEALS . . . . .	48
DOMELAMP ASSEMBLIES . . . . .	48
DOMELAMP LENSES . . . . .	48
DOMELAMP BEZELS . . . . .	49
DOMELAMP ESCUTCHEONS, GASKETS & SWITCHES . . . . .	49
LICENSE PLATE LAMPS ASSEMBLIES . . . . .	49
LICENSE PLATE LAMPS, LENSES, BEZELS & SCREWS . . . . .	49
LICENSE PLATE LAMP LENS GASKETS & GROMMETS . . . . .	49
LICENSE LAMP BODY PADS . . . . .	49
BACK UP LAMP LENSES . . . . .	49
BACK UP LAMP LENS GASKETS . . . . .	49
BACK UP LAMP BEZELS & BODY PADS . . . . .	49
TAIL LAMP ASSEMBLIES WITH GLASS LENS . . . . .	49
TAIL LAMP LENSES . . . . .	50
TAIL LAMP LENS GASKETS . . . . .	50
TAIL LAMP BEZELS . . . . .	50
TAIL LAMP PADS . . . . .	50
TAIL LAMP TO FENDER SEALS . . . . .	50

### WIRING HARNESS & COMPONENTS

COMPLETE CAR WIRING HARNESS . . . . .	50
FRONT CHASSIS WIRING HARNESS . . . . .	50
DASH & ENGINE HARNESSSES . . . . .	51
REAR CHASSIS WIRING HARNESS . . . . .	51
HEATER SWITCH HARNESSSES . . . . .	51
AIR CONDITIONING MAIN & SUB HARNESS . . . . .	51
COWL & FENDER WIRING . . . . .	51
HEADLAMP HARNESSSES . . . . .	51
HORN HARNESS & WIRING . . . . .	51
PARKING LAMP HARNESSSES . . . . .	51
TAIL LAMP HARNESSSES & WIRES . . . . .	51
BACKUP LAMP HARNESSSES & WIRES . . . . .	52
LICENSES PLATE LAMP HARNESSSES . . . . .	52
DASH & INSTRUMENT HARNESS . . . . .	52
FUEL TANK CONNECTOR WIRES . . . . .	52
STARTER, COIL & DISTRIBUTOR WIRES . . . . .	52
DOMELAMP WIRING . . . . .	52
COURTESY ROOF SIDE RAIL LIGHT WIRE HARNESS . . . . .	52
WIRE LOOM ASPHALT-COATED "TAR" TYPE . . . . .	52
WIRING TUBES . . . . .	52
MISCELLANEOUS HARNESSSES & BULK WIRE . . . . .	52
PULLERS & FUSE BLOCKS . . . . .	52
GLASS TUBE FUSE . . . . .	52
LIGHT SOCKETS & PIGTAILS . . . . .	52
WIRING RETAINING CLIPS . . . . .	53
HOSE ROUTING U-FASTENER . . . . .	53
HOSE ROUTING STRAPS . . . . .	53
FIREWALL/WIRING GROMMETS & PLUGS . . . . .	53
VOLTAGE REDUCERS & DROPS . . . . .	53

### ACCESSORIES



#### MANUAL ANTENNA ASSEMBLIES

C983528RP 1926-40 Antenna Assembly, Side Mount . . . . .	32.00/ea
C511073RP 1941-48 Replacement Antenna Assembly, Re-Use Bezel . . . . .	108.00/ea
C515537RP 1949-54 Replacement Antenna Assembly, Re-Use Bezel . . . . .	80.00/ea

#### MANUAL ANTENNA COMPONENTS

C554422R 1941-54 Antenna Nut, Base Brass . . . . .	2.00/ea
C554371R 1941-54 Antenna Nut, Black Plastic . . . . .	10.00/ea
C507983R 1942-48 Antenna Mounting Pad Set . . . . .	7.00/set
C512242R 1949-52 Antenna Mounting Pad . . . . .	25.00/ea
C511188R 1949-54 Antenna Mast, 3 Piece Extendable with Round Ball Tip, 5/16" X 3 1/2" Plug End Type . . . . .	50.00/ea
C523666R 1955-58 Antenna Mounting Pad . . . . .	19.00/ea
C520124R 1955-60 Antenna Mast, Oval . . . . .	119.00/ea
C520124RP 1955-60 Antenna Mast, Round . . . . .	25.00/ea
C536343R 1960 Antenna Base Nut . . . . .	16.00/ea

#### POWER ANTENNA COMPONENTS



C522055R 1955-60 Coaxial Cable Rear Lead, 16', Doesn't Work with Replacement Power Antennas . . . . .	22.00/ea
C528590R 1955-58 Rear Fender Bezel, Casco & Pioneer . . . . .	22.00/ea
C523984R 1957 Antenna Bezel To Fender Pad, Pioneer . . . . .	34.00/ea
C523982R 1957 Rear Fender Antenna Bezel . . . . .	26.50/ea
C523983R 1957 Antenna Tube Insulation, Pioneer . . . . .	20.00/ea
C529166R 1958 Except Wagon, Rear Fender Antenna Bezel . . . . .	26.50/ea
C529003R 1958 Except Wagon, Rear Fender Antenna Adaptor . . . . .	36.00/ea
C529168R 1958 Antenna Tube To Fender Insulation . . . . .	14.50/ea

#### POWER ANTENNA HARNESS

C2970020R 1958 Wagon Rear Antenna Harness, Switch To Relay & Antenna . . . . .	89.00/ea
C2970011R 1958 All Except Wagon Rear Antenna Harness, Switch To Relay & Antenna . . . . .	89.00/ea
C2970012R 1958 Rear Antenna Harness, Fuse Block To Relay Feed Wire . . . . .	24.00/ea
C531704R 1959 All Except Wagon Rear Antenna Harness, Switch To Antenna, For Rocker Switch . . . . .	39.00/ea
C2971717R 1959 Wagon Rear Antenna Harness, Switch To Relay & Antenna, Radio Operated . . . . .	94.00/ea
C2971718R 1959 All Except Wagon Rear Antenna Harness, Switch To Relay & Antenna, Radio Operated . . . . .	94.00/ea
C2972639R 1959 Wagon Rear Antenna Harness, Switch To Antenna with Rocker Switch . . . . .	39.00/ea
C533446W 1959 Speaker Fader Switch Harness, Switch Assembly To Radio & Rear Speaker Wire, For Front Single Dash & Rear Speaker . . . . .	22.00/ea
C2972638R 1959-60 All Except Wagon Rear Antenna Harness, Switch To Antenna, with Rocker Switch . . . . .	39.00/ea

#### ANTENNA LOOPS, BOOTS, PLUGS & GROMMETS

C752296R 1937-39 Running Board Radio Antenna End Loop, 3 3/8" Long . . . . .	55.00/ea
C752288R 1937-39 Running Board Radio Antenna Wire Connection Boot . . . . .	50.00/ea
C501270R 1938-48 Radio Fuse & Wire Harness Boot, For Original Radio . . . . .	26.00/ea
C522054R 1955-57 Exc Wagon, Trunk Side Panel & Antenna Wire . . . . .	5.00/ea

### RADIO WIRING

C1562893W 1937 Radio Feed Wiring . . . . .	10.00/ea
C752373RS 1937-39 Radio Antenna Wiring . . . . .	310.00/ea

### PARKING BRAKE WARNING LIGHT HARNESS

C2117RS 1951-52 Brake Warning Light Wiring . . . . .	32.00/ea
C4823RS 1953-54 Brake Warning Light Harness . . . . .	41.00/ea

### UNDERHOOD LAMP



C984964RP 1926-60 Universal with Bracket, Bulb & Wiring . . . . .	45.00/ea
C984859W 1953-54 Wiring . . . . .	10.00/ea

### TROUBLE LIGHT WIRING

C509104W 1948 Trouble Light Wiring . . . . .	95.00/ea
C513970W 1949-50 Trouble Light Wiring . . . . .	172.00/ea
C984742W 1953-54 Trunk Light/Switch Wire . . . . .	6.00/ea

### ROCHESTER CIGARETTE LIGHTER COMPONENTS

C7026520R 1956-60 Element . . . . .	18.00/ea
C7002184R 1956-60 Retainer . . . . .	12.00/ea
C7027910R 1956-60 Case . . . . .	35.00/ea

### BATTERY, GENERATOR, VOLTAGE REGULATOR & STARTER

#### BATTERY BOXES, PADS & HOLD DOWN KITS



C527727RP 1926-34 Replacement Box . . . . .	29.00/ea
C508676RS 1926-57 Bolt, Washer & Nut Kit . . . . .	6.00/kit
C520297RS 1955-57 Frame with Bolts, Washers & Nuts . . . . .	24.00/kit
C760689RS 1955-57 Hold Down Corner Pad Set . . . . .	10.00/set
C580517RS 1958-60 Frame with Bolts, Washers & Nuts, 7" Wide . . . . .	19.20/kit
C488244RS 1958-63 Hooks, Washers & Nuts Kit . . . . .	3.20/kit

#### ENGINE TO BODY GROUND STRAPS

C5298902RS 1937-60 Strap 3 Piece Set with Hardware . . . . .	22.50/set
C88860258 1926-60 Replacement Strap, 8" Long . . . . .	3.35/ea

#### NEGATIVE BATTERY CABLES

1926-57 Pontiacs used a flat braided bare metal Ground Strap. In 1958, Pontiac switched to the modern round insulated cable type. 1926-54 Straps are 2 gauge & 1955-60 Straps are 4 gauge. Inquire for individual hardware.



C5286922R 1925-27 Braided Flat Strap 11" Oakland 6 Cyl . . . . .	22.00/ea
C491777R 1928-29 Braided Flat Strap 12 1/4" Oakland 6 Cyl . . . . .	22.00/ea
C491777R 1930-31 Braided Flat Strap 12 1/4" Oakland 8 Cyl . . . . .	22.00/ea
C491777R 1932 Braided Flat Strap 12 1/4" Oakland 8 Cyl . . . . .	22.00/ea
C491777R 1932 Braided Flat Strap 12 1/4", 8 Cyl. . . . .	22.00/ea
C5286922R 1933-37 Braided Flat Strap 11" . . . . .	22.00/ea
C5286925R 1938-54 Braided Flat Strap 16 1/2" . . . . .	22.00/ea
C2963169R 1955-57 Braided Flat Strap 20 1/2" . . . . .	55.00/ea
C2969983R 1958 Round Terminal 33 3/4" . . . . .	38.00/ea
C2972623R 1959-60 Round Terminal Cable 18 1/2", Standard Steering Except AS . . . . .	55.00/ea
C8907353R 1959-60 Round Terminal Cable 22 1/2", Power Steering . . . . .	55.00/ea



## POSITIVE BATTERY CABLES

Pontiac used cloth-covered Positive Battery Cables through 1954. These cables are of the highest quality & have the stock look. 1955-60 Cables have the correct plastic sheathing. 1926-54 Leads are 2 gauge & 1955-60 Leads are 4 gauge. Inquire for individual hardware.

C5286913R	1926-29 Cable 30", Oakland . . . . .	42.00/ea
C5286912R	1930-31 Cable, 27 1/2", Oakland 8 Cylinder . . . . .	51.00/ea
C5286913R	1926-29 Cable 30" . . . . .	42.00/ea
C5286913R	1930 Cable 30", 6 Cylinder . . . . .	42.00/ea
C227925R	1931-32 Cable, 32 1/2", 6 Cylinder . . . . .	44.00/ea
C5286912R	1932-33 Cable, 27 1/2", 8 Cylinder . . . . .	51.00/ea
C5286913R	1934 Cable 30" . . . . .	42.00/ea
C5286912R	1935-36 Cable, 27 1/2" . . . . .	51.00/ea
C5286913R	1937 Cable 30" . . . . .	42.00/ea
C5286909R	1938 Cable, 16 1/2" 6 Cylinder . . . . .	40.00/ea
C5270318R	1938 Cable, 12 1/2" 8 Cylinder . . . . .	45.00/ea
C5286909R	1939-48 Cable, 16 1/2" . . . . .	40.00/ea
C5286912R	1949-54 Cable, 27 1/2" 6 Cylinder . . . . .	51.00/ea
C5286911R	1949-54 Cable, 23 1/2" 8 Cylinder . . . . .	45.00/ea
C2961755R	1955 Black Cable, 46 1/2" . . . . .	55.00/ea
C2964182R	1956-57 Black Cable, 37 9/16" . . . . .	55.00/ea
C2970017R	1958 Black 50 3/16" Long, Manual & Some with Hydramatic Trans . . . . .	55.00/ea
C2982500R	1958 Black Cable 56 1/2", Some with Hydramatic . . . . .	55.00/ea
C8907367R	1958 Black Cable 63", Some with Hydramatic . . . . .	55.00/ea
C2975321R	1959-60 Black Battery To Junction Block, 25 1/2" . . . . .	55.00/ea
C2978482R	1959-60 Black Battery To Junction Block Cable, 30" Long GM Superseded From 25 1/2" . . . . .	64.00/ea

## GENERATOR, STARTER & DISTRIBUTOR TAGS

See "Tag Numbers" page for Generator, Starter & Distributor Tag #'s on Page 104.



CDT2662	1926-60 Tag, Black Curved For Distributor w Rivets. . . . .	12.00/set
CGSD2737RS	1927-37 Tags 6V, 3 Pieces w/ Rivets, 2 Data Squares 20.00/set	
CGSD3854	1938-54 Tags 6V, 3 Pieces w/ Rivets, 1 Data Square . . . . .	20.00/set
CGSD5562RS	1955-60 Tags 12V, 3 Pieces w/ Rivets, 2 Red/1 Black . . . . .	16.00/set

## GENERATORS - REBUILT

\$100 Core charge is required on all rebuilt Generators.

C1102810RB	1926-36, Core Is Required . . . . .	195.00/ea
C1102785RB	1937-52 . . . . .	195.00/ea
C1102797RB	1951-52 HD. . . . .	195.00/ea
C1102797RB	1953-54 Standard . . . . .	195.00/ea
C1102055RB	1955. . . . .	195.00/ea
C1102055RB	1956-57 Except HD or AC . . . . .	195.00/ea
C1102107RB	1955-60 AC or HD . . . . .	195.00/ea
C1102107RB	1958. . . . .	195.00/ea
C1102168RB	1959-60 Except AC or HD . . . . .	INQ/ea

## GENERATOR MOUNTING HARDWARE & BRACKETS

C524853R	1956 Bracket, 2-4bbl . . . . .	82.00/ea
C524853R	1957 Bracket, Tripower & Fuel Injection . . . . .	82.00/ea

## GENERATOR BRUSHES & SPRINGS

C1857959RS	1926-32 Pontiac & Oakland Brush Set of 3 . . . . .	12.00/set
C1857963RS	1934-39 Brushes . . . . .	12.00/pr
C1923295RS	1940-60 Brushes . . . . .	15.00/pr
C1916542R	1940-60 Brush Spring, 2 Required . . . . .	4.25/ea

## GENERATOR BEARINGS & COMMUTATOR END BUSHINGS

C905429R	1928-58 Except Police, Bearing Drive End . . . . .	8.00/ea
C905429R	1946-58 Bearing Commutator End . . . . .	8.00/ea
C812823R	1930-48 End Bushing . . . . .	3.00/ea
C812824R	1949-60 End Bushing . . . . .	7.00/ea
C1912008R	1935-54 Drive End Gasket . . . . .	2.00/ea
C816340RP	1935-58 Opening Cover Band . . . . .	11.00/ea

## STARTER SOLENOID TO JUNCTION BLOCK JUMPER WIRES

C2961689R	1955 Jumper Wire . . . . .	37.00/ea
C2964181R	1956 Jumper Wire . . . . .	37.00/ea
C2966973R	1957-58 Jumper Wire . . . . .	37.00/ea
C2971414R	1959-60 Jumper Wire . . . . .	55.00/ea

## VOLTAGE REGULATORS



C1118213RP	1935-37 45 Amp Replacement, 3 Front Terminals To Replace 3 Front/1 Back Terminal . . . . .	85.00/ea
C1118301R	1949-54 35 Amp Delco 6V Regulator . . . . .	120.00/ea
C1118301RP	1949-54 35 Amp Replacement 6V Regulator . . . . .	130.00/ea
C1119003R	1955 30 Amp Delco 12V Regulator . . . . .	100.00/ea
C1119003RP	1955 30 Amp Replacement 12V Regulator . . . . .	95.00/ea
C1119000RP	1955-57 25 Amp Replacement 12V Regulator . . . . .	100.00/ea
C1119002	1955-57 35 Amp Delco 12V Regulator, with AC. . . . .	INQ/ea
C1119002RP	1955-57 35 Amp Replacement 12V, with AC . . . . .	INQ/ea
C1119600	1956-60 40 Amp Delco 12V Regulator . . . . .	INQ/ea
C1119600RP	1956-60 40 Amp Replacement 12V Regulator . . . . .	INQ/ea
C1119515	1958 50 Amp Delco 12V Regulator, For 50 Amp Generator with AC . . . . .	100.00/ea
C1119603	1958 50 Amp Delco 12V Regulator, For Low Cut In DC Generator . . . . .	INQ/ea
C1119515RP	1958 50 Amp Replacement 12V Regulator, For 50 Amp Generator with AC . . . . .	90.00/ea
C1119603RP	1958 50 Amp Replacement 12V Regulator, For Low Cut In Dc Generator . . . . .	100.00/ea
C1119003R	1958-60 30 Amp Delco 12V Regulator . . . . .	100.00/ea
C1119003RP	1958-60 30 Amp Replacement 12V Regulator . . . . .	95.00/ea
C1119002	1960 35 Amp Delco 12V Regulator . . . . .	INQ/ea
C1119002RP	1960 35 Amp Replacement 12V Regulator . . . . .	INQ/ea

## STARTERS -REBUILT

\$100 core charge on All except C1856227RB, which has a \$200 core charge. C1107947RB & C1107070RB can be substituted for each other by reusing original arm. C1107661RB & C1107777RB can be substituted for each other for 1959-60 applications, replacing low torque for high torque or vice versa.



## \*\*\*\*Additional cost for Starters needing a Starter Solenoid

C1856227RB	1933-36 Core Required . . . . .	INQ/ea
C1107022RB	1937-40 6 Cylinder, Also 1107008 . . . . .	INQ/ea
C1107914RB	1939-40 8 Cylinder . . . . .	INQ/ea
C1107947RB	1941-48 6 Cylinder, Also 1107032 . . . . .	INQ/ea
C1107070RB	1941-48 8 Cylinder, Also 1107921 . . . . .	INQ/ea
C1107957RB	1949-54 All, Also 1107994, 1107107, 1107079, Use Own Drive Housing For Pg Applications . . . . .	175.00/ea
C1107631RB	1955 Standard Steering . . . . .	244.00/ea
C1107632RB	1955 Power Steering . . . . .	INQ/ea
C1107661RB	1956-57 . . . . .	INQ/ea
C1107661RB	1958 Manual Transmission . . . . .	INQ/ea
C1107661RB	1959-60 Low Compression Engine . . . . .	INQ/ea
C1107777RB	1958 Hydramatic . . . . .	INQ/ea
C1107777RB	1959-60 High Compression Engine . . . . .	INQ/ea

## STARTER SWITCHES

C820052RP	1930-32 Switch, 8 Cyl, 1930-31 Oakland & 32 Pontiac . . . . .	35.00/ea
C820052RP	1930-38 Switch, 6 Cyl, 1930-32 & 1935-38 . . . . .	35.00/ea
C820052RP	1939-48 Switch . . . . .	35.00/ea

## STARTER PEDAL PADS

C499119R	1935-36 Pedal Pad, 6 Cylinder . . . . .	40.00/ea
C408232BNR	1937-48 Brown Pad, 1937-38 6 Cyl, 1939-48 All . . . . .	24.00/ea
C408232BKR	1937-48 Black Pad, 1937-38 6 Cyl, 1939-48 All . . . . .	INQ/ea

## STARTER SOLENOIDS

C1114312RP	1949-54 Solenoid 6V, New. . . . .	INQ/ea
C1119760RP	1955 with Manual Steering, New Solenoid . . . . .	135.00/ea
C1119798RP	1955 with Power Steering, New Solenoid . . . . .	69.00/ea
C1119798RP	1956-60 New Solenoid . . . . .	69.00/ea

## STARTER SOLENOID REBUILD KITS

Includes cap, gasket & contact disc.

C1949188RS	1955 Solenoid Rebuild Kit . . . . .	26.00/kit
C1949189RS	1956-60 Solenoid Rebuild Kit . . . . .	26.00/kit

## STARTER DRIVE ASSEMBLY

C1873789RP	1935-54 Drive Assembly . . . . .	75.00/ea
C1931585RP	1955 Drive Assembly . . . . .	70.00/ea
C1932188RP	1959-60 Drive Assembly . . . . .	40.00/ea

## STARTER COMPONENTS

C1906945RS	1922-60 Starter Brush 4 Piece Set . . . . .	7.00/set
C813521RP	1935-54 Starter Brush Spring . . . . .	4.00/ea
C1839345RP	1934-54 Drive End Bushing, 1934 8 Cyl & 35-54 All . . . . .	2.00/ea
C1923907RP	1955-60 Drive End Bushing . . . . .	2.00/ea
C817114R	1935-54 Opening Cover Band . . . . .	14.00/ea
C497289RPS	1935-57 Starter Bolts, 7/16-14X1 1/4 . . . . .	2.00/pr
C1912448R	1949-55 Starter Solenoid Rubber Boot . . . . .	10.00/ea

## IGNITION COMPONENTS

### IGNITION TUNE-UP KITS

Tune-Up Kits include points, rotor, condenser, Distributor cap & spark plugs.



C2629KIT	1926-29 Kit, 6 Cylinder . . . . .	122.00/kit
C3031KIT	1930-31 Kit, 6 Cylinder . . . . .	80.00/kit
C1932KIT	1932 Kit, 6 Cylinder . . . . .	85.00/kit
C3336KIT	1933-36 Kit, 8 Cylinder . . . . .	105.00/kit
C3536KIT	1935-36 Kit, 6 Cylinder . . . . .	71.00/kit
C3753KIT	1937-53 Kit, 6 Cylinder . . . . .	70.00/kit
C1954KIT	1954 Kit, 6 Cylinder . . . . .	68.00/kit
C3754KIT	1937-54 Kit, 8 Cylinder . . . . .	88.00/kit
C5557KIT	1955-57 Kit, 1955-56 All & 1957 with Tripower & Fuel Injection . . . . .	79.00/kit
C5772KIT	1957-60 Kit, V8 Except Tripower or Fuel Injection . . . . .	153.00/kit

## DISTRIBUTOR CONDENSERS - WITH BRACKET & LEAD

Condensers also used on the generator or voltage regulator.

C1869704RP	1926-56 Condenser . . . . .	7.50/ea
C1932004RP	1957-60 Condenser . . . . .	7.50/ea

## DISTRIBUTOR POINTS SETS

C1845785RP	1930-31 Points, Oakland 8 Cylinder . . . . .	16.00/ea
C1855520RP	1928-32 Points, 6 Cylinder . . . . .	28.00/ea
C1845785RP	1932-36 Points, 8 Cylinder . . . . .	16.00/ea
C1845785RP	1935-36 Points, 6 Cylinder . . . . .	16.00/ea
C1918148RP	1937-56 Points . . . . .	15.00/ea
C1918148RP	1957 Points, with Tripower & Fuel Injection . . . . .	15.00/ea
C1931988RP	1957 Points, Except Tripower or Fuel Injection . . . . .	15.00/ea
C1931988RP	1958-60 Points . . . . .	15.00/ea

## DISTRIBUTOR CAPS

In 1948-49, Pontiac had two types of Distributor Cap: one was much larger & taller with a special radio suppression. 1932 8 cylinder cars had a special two part cap. 1957 Tri Power cars had a special Cap without the square window for adjusting the points.

C1838100RP	1926-32 Cap, 6 Cylinder . . . . .	16.00/ea
C1837974RP	1933-54 Cap, 8 Cylinder . . . . .	23.00/ea
C824735RP	1935-53 Cap, 6 Cylinder . . . . .	15.00/ea
C1924248RP	1954 Cap, 6 Cylinder . . . . .	15.00/ea
C1917247RP	1955-56 Cap . . . . .	18.00/ea
C1932018R	1957 Cap, Except Tripower, Reproduction . . . . .	99.00/ea
C1932018RP	1957 Cap, Except Tripower, Replacement . . . . .	22.00/ea
C1917247RP	1957 Cap, Tripower & Fuel Injection . . . . .	18.00/ea

C1932018R	1957 Cap, Fuel Injection with Single Point Distributor, Reproduction . . . . .	99.00/ea
C1932018RP	1957 Cap, Fuel Injection with Single Point Distributor, Replacement . . . . .	22.00/ea
C1932018R	1958-60 Cap, Reproduction . . . . .	99.00/ea
C1932018RP	1958-60 Cap, Replacement . . . . .	22.00/ea

## DISTRIBUTOR ROTORS

C820445R	1928-29 Rotor, Oakland 6 Cylinder . . . . .	9.00/ea
C1836893R	1930-31 Rotor, Oakland 8 Cylinder . . . . .	11.00/ea
C816774R	1926-32 Rotor, 6 Cylinder . . . . .	10.50/ea
C1836893R	1932-54 Rotor, 8 Cylinder . . . . .	11.00/ea
C820445R	1935-53 Rotor, 6 Cylinder . . . . .	9.00/ea
C1924245R	1954 Rotor, 6 Cylinder . . . . .	7.00/ea
C1927393R	1955-56 Rotors . . . . .	7.50/ea
C1932015RP	1957 Rotor, Except Tripower or Fuel Injection. . . . .	7.00/ea
C1927393R	1957 Rotor, Tripower & Fuel Injection . . . . .	7.50/ea
C1932015RP	1958 Rotor, Except Tripower . . . . .	7.00/ea
C1932015RP	1959-60 Rotors . . . . .	7.00/ea

## SPARK PLUGS

C1557726R through C1557745R have original-type screw-on heads allowing spade-type or push-on spark plug wire terminals. C1557746R has a modern-type head requiring push-on spark plug wire terminals.

C1557746R	1930-31 Oakland with HC head, Plug Delco 14mm . . . . .	4.00/ea
C1557726RP	1924-29 Plug, 7/8" x 18mm . . . . .	10.00/ea
C1557735RP	1930-31 Except HC Head Plug, 18mm . . . . .	3.00/ea
C1557746R	1932-34 Except HC head Plug, Delco 14mm . . . . .	4.00/ea
C1557746R	1935-59 Plug Delco 14mm. . . . .	4.00/ea
C5612371RP	1957-60 Plug Delco 14mm. . . . .	3.00/ea

## BALLAST RESISTORS & HARNESES

C1957154R	1955-59 Resistor, Except 1956-57 2-4bbl or 3-2bbl . . . . .	30.00/ea
C1931385R	1956-57 Resistor, 2-4bbl & 3-2bbl . . . . .	30.00/ea
C2982944E	1960 Switch to Resistor Harness, All with 389 SD . . . . .	49.00/ea

## IGNITION COILS & COIL BRACKETS



## VACUUM ADVANCES

C1116051	1937-52 Vacuum Advance, 6 Cylinder	75.00/ea
C1116050	1937-54 Vacuum Advance, 8 Cylinder	INQ/ea
C1116136RP	1957-59 Vacuum Advance, Replacement	25.00/ea

## REBUILT DISTRIBUTOR CONTROL VACUUM ADVANCES

Rebuild services C1853600RB & C1858573RB require your original unit.  
Core charge On Rebuilds.

C1853600RB	1934-36 8 Cylinder	INQ/ea
C1858573RB	1935-36 6 Cylinder	INQ/ea
C1116051RB	1937-52 6 Cylinder	INQ/ea
C1116050RB	1937-54 8 Cylinder	INQ/ea
C1116077RB	1953 6 Cylinder	INQ/ea
C1116079RB	1954 6 Cylinder	INQ/ea
C1116080RB	1955-56	INQ/ea
C1116126RB	1957 Except Tripower	INQ/ea
C1116080RB	1957 Tripower Only	INQ/ea
C1116136RB	1958-59	INQ/ea
C1115364RB	1960	INQ/ea

## SPARK PLUG WIRE SETS

Some Wire Sets require partial assembly. Original early-type spark plugs (1926-39) used a terminal nut. Spade-type terminals are held on by this type of terminal. Modern-type spark plugs use push-on terminals.



C509151R	1926-47 Set, 6 Cylinder with Copper Core Wire with Black Lacquer Cloth	64.00/set
C509152R	1926-47 Set, 8 Cylinder with Copper Core Wire with Black Lacquer Cloth	82.00/set
C5290888R	1948-54 Set, 6 Cylinder with Spark Plug Boots	60.00/set
C5290889R	1948-54 Set, 8 Cylinder with Spark Plug Boots	77.00/set
C6296271RS	1955-60 Set, V8 w/ Preterminated 45 Degree Boots	39.00/set

## SPARK PLUG WIRE SETS - REPRODUCTION

C2964685RS	1955-56 Set, Except 2-4bbl or 3-2bbl	90.00/set
C2968242RS	1956-57 Set, All 2-4bbl or 3-2bbl	90.00/set
C2961714RS	1957 Set, Except 3-2bbl or Fuel Injection	90.00/set
C2969538RS	1957 Set, with Fuel Injection	90.00/set
C2970722RS	1958 Set, with Fuel Injection	90.00/set
C2970721RS	1958 Set, Except Fuel Injection	90.00/set
C2971986RS	1959-60 Set, Except 3-2bbl	90.00/set
C2971987RS	1959-60 Set, All with 3-2bbl	90.00/set

## SPARK PLUG RINGS, WIRE HOLDERS & GREASE

C113897R	1930-31 Gasket O-Ring, 18mm	1.00/ea
C5612328RP	1932-60 Copper Ring Gasket	1.00/ea
C556882R	1949-52 Ignition Single Wire Holder	9.00/ea
C560420R	1953-56 Wire Holder, Holds 4 Wires, Does Not Fit Into 55-56 Bracket	13.50/ea
C12345579	1926-60 Silicone Dielectric Grease, 1 Oz Tube	17.00/ea

## RELAYS, HORNS & SWITCHES

### HORNS

C1892163RS	1955-60 12V High & Low Note, GM Replacement, Chromed with Mounting Hardware	INQ/set
------------	---	---------

### HORN & CUT-OUT RELAYS



C1867781RP	1924-33 Cut-Out Relay, Pontiac & Oakland 15 Amp, Positive or Negative Ground	32.00/ea
C1116775RP	1926-54 Horn & Headlamp Relay w/ Internal Fuse, 6 Volt	31.00/ea
C1116781RP	1926-55 Horn Relay, 12 Volt Replacement	25.00/ea

C1116980RP	1957-58 Horn Relay, 12 Volt	20.00/ea
C1116970R	1959-60 Horn Relay, 12 Volt with Battery Junction	73.00/ea
C1116920RP	1959 Starchief & Bonneville Except Wagon Stop Lamp & Turn Signal Switch Relay	20.00/ea

## POWER ACCESSORY RELAYS

C1116895R	1955-57 AC & Power Window Master Switch Relay	95.00/ea
C1115841RP	1955-57 AC Master Control Relay	75.00/ea
C1115841RP	1958-60 Power Window & Tailgate Regulator Control Relay	75.00/ea
C4849850RP	1955-60 Vent & Door Power Window Regulator Relay, 40 Amp, 2 Terminals	25.00/ea
C5717528RP	1956-60 Power Seats Relay	60.00/ea

## HEADLAMP SWITCHES & FERRULES

C1995052R & C1995059R work with the original knob & shaft removed from the old switch. They require unbolting jumper from middle LH contact & attaching wire to the end of the arm.  
C190211RP & C190212RP are complete Head Lamp Switches with a universal-type knob & shaft. 1955-56 applications only require modifying the switch bracket for installation.



C1995052R	1949-54 Switch, 6V	62.50/ea
C1995059R	1949-56 Switch, 12V	62.50/ea
C190211RP	1933-54 Switch, 6V Universal	24.00/ea
C190212RP	1935-56 Switch, 12V Universal	24.00/ea
C523103R	1957-60 Switch Ferrule	7.00/ea

## HEADLAMP FLOOR DIMMER SWITCH

This is the floor dip switch for dimming the high beams.

C4479999R	1926-60 Switch Grommet, 1" Diameter Hole	17.00/ea
C1997008RP	1928-57 Switch	18.00/ea
C1997023RP	1958-60 Switch	16.00/ea

## BRAKE LAMP SWITCHES

C403936R	1935-39 Switch, Screw-On Leads	17.00/ea
C1997725R	1940-58 Switch, Bullet Leads, All /Manual Brakes	12.00/ea
C1998142RP	1955-57 Switch, All with Power Brakes	25.00/ea
C1997923R	1955-57 Switch, All with Manual Brakes	14.75/ea
C9776994RP	1958-60 Switch, with 2 Nuts & Wire	7.50/ea

## TURN SIGNAL SWITCHES



C5938246RP	1926-50 Column Strap Mount Universal Turn Signal Switch, Requires External Flasher	28.00/ea
C5938246HD	1926-50 Column Strap Mount Universal Turn Signal Switch, Heavy Duty w/ Internal Flasher, Hazard Knob & Indicator Lamp	32.00/ea
C5942764RP	1953-54 Replacement Switch, Wires Route To Left Of Switch Instead Of Right & Have Modern Insulation/Different Color Coding From Original	45.20/ea
C1998138R	1957 Turn Signal Switch	87.00/ea
C1998138R	1959-60 Turn Signal Switch	87.00/ea
C1929964R	1957-59 Turn Signal Pawl Flat Spring, For Actuator Yoke Detent	9.00/ea

## TURN SIGNAL COMPONENTS

C1335220RP	1926-54 Turn Signal 6V Flasher, 3 Prong	13.00/ea
C491392R	1955-60 Turn Signal 12V Flasher, 2 Prong	8.00/ea
C560172RP	1926-60 Turn Signal Flasher Socket	2.00/ea
C5936275RS	1942-48 Turn Signal Switch Harness	175.00/ea
C5937763RS	1949-50 Turn Signal Switch Harness	50.00/ea
C5938246RS	1951-52 Turn Signal Switch Harness	50.00/ea
C5942764RS	1953-54 Turn Signal Switch Harness	99.00/ea
C5943132RS	1951-52 Turn Signal Adapter Harness	220.00/ea

## BACKUP LAMP SWITCHES & SHIELD

C1993662R	1960 Switch, 4 Speed Manual	67.00/ea
C3706355R	1960 Switch Shield, 4 Speed Manual	16.00/ea

## DASH PUSH BUTTON STARTER SWITCHES

C1996053R	1949-52 Starter Switch	48.00/ea
-----------	------------------------	----------

## POWER WINDOW SWITCHES



C4634122R	1955-57 One Button Switch, Use with Harness C2962492Rp	85.00/ea
C4644663R	1955-57 Two Button Switch, Use with Harness C295889Rp	110.00/ea
C4686799R	1955-57 Four Button Switch, Use with Harness C2962495Rp	115.00/ea
C4686800R	1955-57 Four Button Switch without Bezel	160.00/ea
C4723098AR	1958-60 Reproduction Switch, One Button	149.00/ea
C4723099AR	1958-60 Reproduction Switch, Four Button	219.00/ea
C4432790R	1958-60 Replacement Switch, One Button	40.00/ea
C4432791R	1958-60 Replacement Switch, Four Button	68.00/ea

## POWER WINDOW SWITCH COMPONENTS

C2962492RP	1955-60 Switch Harness, For One Button	30.00/ea
C2965889RP	1955-57 Switch Harness, For Two Button	36.00/ea
C2962495RP	1955-60 Switch Harness, For Four Button	48.00/ea
C4634125R	1955-57 Bezel, One Button	48.00/ea
C4300711R	1958-60 Bezel, One Button	89.00/ea
C4686801R	1955-57 Bezel, Four Button	60.00/ea
C4300713R	1958-60 Bezel, Four Button	72.00/ea
C4634122B	1955-57 Button, For One Button Switch	25.00/ea
CPWB58	1958-60 Button, For One Button Switch	19.50/ea
C4686799B	1955-57 Button, For Four Button Switch	25.00/ea
C4557922R	1955-57 Switch Retainer, One Button	11.00/ea
C4557896R	1955-57 Switch Retainer, Four Button	16.00/ea
C4611192R	1955-57 Reinforcement, One Button, Installs On Door Panel	19.50/ea
C4611191R	1955-57 Reinforcement, Four Button, Installs On Door Panel	19.50/ea
C4723098R	1958-60 Switch Base, One Button	39.50/ea
C4723099R	1958-60 Switch Base, Four Button	105.00/ea

## POWER VENT WINDOW SWITCH

C4727292R	1959-60 Two Button Switch	56.00/ea
-----------	---------------------------	----------

## POWER TAILGATE WINDOW SWITCHES

C4723098AR	1959-60 Catalina Wagon, One Button Switch Assembly	149.00/ea
C4300711R	1959-60 Catalina Wagon, One Button Switch Bezel	89.00/ea
C4723098R	1959-60 Catalina Wagon, One Button Switch Base	39.50/ea
CPWB58	1959-60 Catalina Wagon, One Button Switch Button Only	19.50/ea
C4634122R	1959-60 One Button Switch, On Instrument Panel, Use with Harness C2962492Rp	85.00/ea
C4634122B	1959-60 Instrument Panel Switch Button Only	25.00/ea
C4305608RPS	1959-60 Lock Cylinder Switch, On Tailgate	125.00/ea

## 6 WAY POWER SEAT SWITCHES & HARNESES

### C572628AR



C572628AR	1957 Switch with Bezel	219.00/ea
C572628R	1957 Switch without Bezel	200.00/ea
C4685375R	1957 Switch Harness	192.00/ea
C4303431R	1959 All Switch Base, Contact Board	122.00/ea
C4303431R	1960 Switch Base, Contact Board, Type 1 Adjuster	122.00/ea
C9711651R	1960 Switch Base, Contact Board, Type 2 Adjuster	122.00/ea
C9711696R	1959-60 Rocker Button Assembly	45.00/ea
C4800912R	1960 Seat Feed Wire, Breaker To Harness without Power Windows	12.00/ea

## LAMPS & LENSES



## 6V LIGHT BULBS

For Application see Light Bulb Chart Page at the End of the Catalog Page 100.

C115273R	Bulb #51, 1938-54	2.50/ea
C125588R	Bulb #55, 1935-54	2.50/ea
C142303R	Bulb #63, 1935-54	2.50/ea
C142306R	Bulb #81, 1937-54	1.00/ea
C119434R	Bulb #82, 1941-54	2.00/ea
C119294R	Bulb #87, 1937-54	1.50/ea
C120406R	Bulb #88, 1949-52	2.00/ea
C453138R	Bulb #210, 1935-54	2.00/ea
C142309R	Bulb #1133, 1942-54	2.00/ea
C145416R	Bulb #1154, 1939-54	2.00/ea
C145431R	Bulb #1323, 1926-47	10.00/ea

## 12V LIGHT BULBS

For Application see Light Bulb Chart Page at the End of the Catalog Page 100.

C131282R	Bulb #53, 1955-58	1.50/ea
C273157R	Bulb #57, 1955-60	1.10/ea
C142450R	Bulb #67, 1955-60	1.30/ea
C142452R	Bulb #89, 1955-60	1.55/ea
C142453R	Bulb #90, 1955-56	2.00/ea
C455490R	Bulb #1003, 1955-60	2.00/ea
C455136R	Bulb #1004, 1955-60	2.00/ea
C454645R	Bulb #1034, 1955-60	2.50/ea
C454646R	Bulb #1073, 1955-60	2.70/ea
C9417863R	Bulb #1895, 1959-60	1.00/ea
C274004R	Bulb #1445, 1959-60	1.75/ea

## HEADLAMP BULB

C103642R	1926 Bulb #1129	2.00/ea
C142305R	1927-31 Bulb #1110L	11.00/ea
C142310R	1932-33 Bulb #1116L	6.50/ea
C110183R	1934-39 Bulb #2320L, with Flange Base	11.00/ea
C560172RP	1940-60 Bulb Socket	2.00/ea

## HEADLAMP BULB - SEALED BEAM

C5947206RP	1940-54 Replacement Beam, 6V Incandescent	18.00/ea
C5947206HRP	1940-54 Replacement Beam, 6V Halogen	21.00/ea
C5947212RP	1955-57 Replacement Beam, 12V Incandescent	12.00/ea
C5947212H	1955-57 Replacement Beam, 12V Halogen	14.00/ea
C5956001RP	1958-60 Replacement High/Low Beam, 12V	8.00/ea
C5956002RP	1958-60 Replacement High Beam, 12V	12.00/ea
C5956001RS	1960 T-3 Reproduction 12V Set, 5 3/4" Diameter, 2 High Beam & 2 Low Beam	183.00/set

## HEADLAMP JUNCTION BLOCKS -FOR HEADLAMP & PARKING LAMP WIRES



C1865535R	1926-54 3 Terminal Block	18.00/ea
C1998756R	1939-56 4 Terminal Block	16.00/ea
C520947R	1955-56 5 Terminal Block	19.50/ea

## HEADLAMP RELAYS

RELAYS are for higher amperage lamps to prevent switch burnout or to brighten existing lamps.

C1116775RP	1926-54 Relay, 6 Volt with Internal Fuse	31.00/ea
C1116781RP	1926-54 Relay, 12 Volt with Screw Terminals	25.00/ea



### HEADLAMP PADS



C826197RS	1926-28 Headlamp Support Pads, Oakland & Pontiac	34.00/pr
C910825G	1932 Lamp & Horn Bracket Pad, 2 1/8" W X 4 5/8" L	11.00/ea
C494704RS	1932 Lamp & Horn Bracket Pad, 1 5/8" W X 3" L	10.00/ea
C910826G	1929 Pads, 2 1/8" W X 4 5/8" L	44.00/pr
C910744G	1930-31 Pads, 3 3/8" W X 5 7/8" L	54.00/pr
C910745G	1930-31 Pads, 2 3/8" W X 4 3/8" L	39.00/pr
C911204G	1935 Pads, 3 1/2" W X 9 7/8" L	54.00/pr
C911264G	1935-36 Pads, 3 1/2" W X 8 7/8" L	62.00/pr
C917452G	1937 Pads, 2 7/8" W X 8 1/2" L	68.00/pr
C917576G	1938 Pads, 2 7/8" W X 9 1/8" L	65.00/pr
C917646G	1939 Pads, 6 5/8" W X 12" L	75.00/pr

### HEADLAMP BEZEL SEAL RETAINER SPRING CLIP

C914127R	1940-52 Spring Clip, Takes 3	2.00/ea
C5940578R	1953-54 Top Of Lamp Spring Clip, Takes 1	2.25/ea
C5940579R	1953-54 Bottom Of Lamp Spring Clip, Takes 2	2.25/ea

### HEADLAMP BEZEL SEALS

C5930594RS	1940-54 Retaining Ring To Bezel Seal	15.00/pr
C5949837RP	1955-57 Bezel To Body Seal, 7 Feet	13.50/ea
C5957544RS	1958 Headlamp Bezel To Body Seal	13.50/set
C5948942RS	1958 Bezel To Retaining Ring Seal Set	27.00/set

### HEADLAMP MOUNTING BUCKETS & RETAINING RINGS



C924535R	1940-55 Mounting Bucket, Type 1	29.00/ea
C5950248R	1940-55 Retaining Ring, Type 1 with 3 Tabs	13.00/ea
C5948399R	1955 Retaining Ring, Type 2 without Tabs	16.00/ea
C5948399R	1956-57 Retaining Ring	16.00/ea
C5948828R	1958-60 Retaining Ring with 2 Tabs	8.00/ea
C5963887RS	1958-60 Bucket & Ring 8 Piece Set	103.00/set

### HEADLAMP BUCKET TO FENDER GASKETS

C507005RS	1941-48 Gaskets	20.00/pr
C519628RS	1949-57 Gaskets, Except 1953-54	19.00/pr
C515258RS	1953-54 Gaskets	19.00/pr
C5949665RS	1958 Gaskets	60.00/pr

### FENDER LAMP SEALS

C494278RS	1932 Lamp Seals, 2 3/8" W X 4 3/8" L	53.00/pr
C923856RS	1939 Lamp Seals, 1 3/4" W X 4" L	32.00/pr

### FOG LAMP SETS



C985174CRS	1936-38 Lamp Set with Chrome Brackets	415.00/set
C985174PRS	1936-38 Lamp Set with Gray Painted Brackets	415.00/set
C985444CRS	1939 Lamp Set with Chrome Brackets	415.00/set
C985444PRS	1939 Lamp Set with Gray Painted Brackets	415.00/set
C926852CRS	1940 Lamp Set with Chrome Brackets	415.00/set
C926852PRS	1940 Lamp Set with Gray Painted Brackets	415.00/set

### FOG LAMP MOUNTING BRACKETS

C602511CR	1936-40 Lamp Chrome Brackets	90.00/pr
C602511PR	1936-40 Lamp Gray Brackets	90.00/pr

### FOG LAMP LENSES

C923706R	1939 Lamp Lens For Reproduction Lamps Only	23.00/ea
C5933397R	1940 Lamp Lens For Reproduction Lamps Only	18.00/ea

### FOG LAMP BULBS

C145431R	1926-40 Bulb 6 Volt, #1323	10.00/ea
C39095	1926-40 Conversion Bulbs 6 Volt, 50W Halogen	7.50/pr

### FOG LAMP WIRING

C510814RS	1948 Lamp Wiring	54.00/ea
C512657RS	1949-52 Lamp Wiring	54.00/ea

### PARKING LAMP LENSES



C5930136R	1940 Lens, Plastic	38.00/ea
C5931644R	1941 Lens, Right Hand	37.25/ea
C5931643R	1941 Lens, Left Hand	37.25/ea
C5935895	1946 Lens	30.00/ea
C5936792	1947 Lens, Right Hand	30.00/ea
C5936791	1947 Lens, Left Hand	30.00/ea
C5937577	1948 Lens	30.00/ea
C5938308	1949 Lens	60.00/pr
C5939313	1950 Lens	30.00/ea
C5940671	1953 Lens	55.00/pr
C5945178R	1954 Lens, Right Hand	55.00/ea
C5945177R	1954 Lens, Left Hand	55.00/ea
C5945790R	1955 Lens, Right Hand	45.00/ea
C5945789R	1955 Lens, Left Hand	45.00/ea
C5946847R	1956 Lens	45.00/ea
C5948352R	1957 Lens, Clear	100.00/pr
C5948352AR	1957 Lens, Amber	INQ/ea
C5948853RS	1958 Lens	55.00/pr
C5950982RS	1960 lens	36.00/pr

### PARKING LAMP LENS GASKETS

C5938311RS	1949 Lens Gaskets	37.00/pr
C5939312RS	1950-53 Lens Gaskets	5.00/pr
C5945179RS	1954 Lens Gaskets	5.00/pr
C5945799RS	1955 Lens Gaskets	5.00/pr
C5946848RS	1956 Lens Gaskets	5.00/pr
C5948351RS	1957 Lens Gaskets	5.00/pr
C5948852RS	1958 Lens Gaskets	10.00/pr

### PARKING LAMP LENS SEALS

C494738RS	1932 Lamp Seals, 2 1/2" W X 7" L	42.00/pr
C918011RS	1933-34 Lamp Seals, 2 7/8" W X 8" L	60.00/pr
C918856RS	1935-36 Lamp Seals, 3 3/8" W X 14" L	84.00/pr
C498174RS	1937 Lamp Seals, 2 1/2" W X 5 3/8" L	52.00/pr
C1294099RS	1937 Lamp Seals, 1 1/4" W X 9 3/4" L	52.00/pr
C511432RS	1949-50 Lamp Seals	10.00/pr
C514749RS	1951-53 Lamp Seals	10.00/pr

### DOME LAMP ASSEMBLIES - INCLUDES SWITCH & LENS



C4074675RP	1931-38 Lamp Assembly, 4 1/2" OD Chrome Rim	58.00/ea
C4074675RP	1939-48 Lamp Assembly, 4 1/2" OD Chrome Rim, Station Wagon	58.00/ea

### DOME LAMP ASSEMBLIES - REAR QUARTER COURTESY

Assembly include lens, bezel, housing, bulb & wiring.		
C4603601RS	1953-54 Lamp Assembly 6 Volt, 2Dr Hardtop	36.00/ea
C4603601RS	1955-57 Lamp Assembly 12 Volt, 2Dr & 4Dr Hardtop & Custom Safari	36.00/ea
C4603601RS	1959-60 Lamp Assembly 12 Volts, Wagon	36.00/ea

### DOME LAMP LENSES



C4023596R	1926-30 Replacement Lens, Smooth 3 1/4"	7.00/ea
C4115920R	1939-48 Lens, 2" X 3 3/4", Except Conv or Wagon	15.00/ea
C4168051R	1949-55 Lens, Center mount, Except Star Chief 2Dr HT or Conv	15.00/ea
C4589622R	1950-52 Rear Quarter Corner Lens, 2Dr Hardtop	14.00/ea
C4577221R	1953-60 Lens, Convertibles	12.50/ea
C4168051R	1956-57 Lens, Center Mount, Star Chief 4Dr Sedan	15.00/ea
C4168051R	1956-58 Lens, Center Mount, Chieftain	15.00/ea
C5711725R	1959-60 Lens, Except Star Chief 4Dr HT or Bonne	17.00/ea
C4304351R	1960 Lens, All with optional reading light	16.00/ea

### DOME LAMP LENS - REAR QUARTER COURTESY

C4605664R	1953-54 Lens, 2Dr Hardtop	22.00/pr
C4605664R	1955-57 Lens, 2Dr & 4Dr Hardtop & Custom Safari	22.00/pr
C4605664R	1959-60 Lens, Wagon	22.00/pr

### DOME LAMP LENS - ON ROOF SIDE RAIL

C4237709R	1958 Lens, Bonneville 2Dr HT, Superchief 2Dr & 4Dr HT	26.00/ea
C4237709R	1959-60 Lens, Bonneville & Starchief 4Dr Hardtop	26.00/ea

### DOME LAMP BEZELS



C4089646R	1939-40 Lamp Bezel, Except Conv or Wagon	28.00/ea
C4089646R	1941-48 Lamp Bezel, Except Conv or Wagon, Design Differs From Original	28.00/ea
C4168052R	1949-55 Lamp Bezel, Center mount, Exc 2Dr HT	30.00/ea
C4577220R	1953-60 Lamp Bezel, Convertible	37.00/ea
C4168052R	1956-57 Lamp Bezel, Center Mount, Star Chief 4Dr Sedan	30.00/ea
C4168052R	1956-58 Lamp Bezel, Center Mount, Chieftain 4Dr Sedan	30.00/ea

### DOME LAMP ESCUTCHEONS, GASKETS & SWITCHES

C4598597RS	1941-56 Lamp Switch with Gasket, Front	20.00/ea
C4598597RS	1955-56 Lamp Switch with Gasket, Rear Door 4Dr Sedan & Wagon	20.00/ea
C4709879RPS	1957-60 Lamp Switch with Gasket, Front & Rear Door At Pillar	23.00/ea
C4610313RP	1930-38 Lamp Switch, Except 1935-36 A Style	22.00/ea
C4610313RP	1956-57 Lamp Switch, At Side Roof Rail, Custom Safari	22.00/ea
C4610313RP	1958-59 Lamp Switch, At Rear Bow, Convertible	22.00/ea
C4610313RP	1958-60 Lamp Switch, At Side Roof, Convertible	22.00/ea
C4002769R	1955-57 Lamp Escutcheon, Custom Safari	11.00/ea
C4002769R	1959-60 Lamp Escutcheon, Wagon	11.00/ea
C4598587R	1941-56 Lamp Switch Gasket, Front At Pillar	2.25/pr
C4598587R	1955-56 Lamp Switch Gasket, Rear Door At Pillar, 4Dr Sedan & Wagon	2.25/pr
C4709880R	1957-60 Lamp Switch Gaskets, Front or Rear Door At Pillar	2.25/pr

### LICENSE PLATE LAMP ASSEMBLIES

Assemblies come with housings, bulbs, wiring, grommets, gaskets, hardware & lenses.



C897701RS	1955-56 Lamp Assembly with Bull's Eye Lens, Wagon & Safari	27.00/set
C898302RS	1957 Lamp Assembly	50.00/set

### LICENSE PLATE LAMPS, LENSES, BEZELS & SCREWS

C920634R	1949 Sedan Delivery Lamp Lens	4.00/ea
C5945959RS	1955-56 Lamp Bezels, Wagon & Safari	40.00/pr
C5947970RS	1955-56 Bull's Eye Lens with Gaskets, Wagon & Safari	19.00/set
C5947721RS	1957 Lamp Lens, Reproduction	15.00/pr
C5947721RS	1959 Lamp Lens Reproduction, Wagon	15.00/pr
C5950753R	1960 Lamp Lens	17.00/ea

### LICENSE PLATE LAMP LENS GASKETS & GROMMETS

C5932762R	1946-48 Lens Gasket, Except Wagon	2.50/ea
C920808R	1949 Lens Gasket, Sedan Delivery	3.00/ea
C5937940RS	1949-50 Lens Gaskets, Except Sedan Delivery	7.00/pr
C5947969RS	1955-56 Lens Gaskets, Wagon & Safari	9.00/pr
C5947969RS	1957 Lens Gaskets	9.00/pr
C5935949R	1953-56 Lens Gasket Ring, Exc Wagon or Delivery	4.00/ea
C5936537R	1953-56 Lens Gasket, Cork & Ring, Exc Wagon or Delivery	16.00/set
C3711345R	1957 Lamp Wire Grommets	8.00/pr
C5936537R	1958-60 Lens Gasket, Cork & Ring Set, Exc 59 W	16.00/set

### REAR LICENSE LAMP BODY PADS



C502240R	1939 Lamp Pad Sedans, 6 11/16" L	66.00/ea
C504527R	1939-40 Lamp Pad Coupes Exc Torpedo 8, 6 7/8" L	70.00/ea
C502240R	1940 Lamp Pad Deluxe Sedans, 6 11/16" L	66.00/ea
C1313046R	1940 Lamp Pad Special 6 & Torpedo 8 Sedans, 6 7/8" L	66.00/ea
C1313045R	1940 Lamp Pad Torpedo 8 Sport Coupe, 8 1/2" L	48.00/ea
C1313046R	1941 Lamp Pad Custom 4Dr Sedan, 6 7/8" L	66.00/ea
C1313045R	1941 Lamp Pad Custom Sport Coupe, 8 1/2" L	48.00/ea
C1313046R	1941-42 Lamp Pad Torpedo & Streamliner, 6 7/8" L	66.00/ea
C3663703R	1946-48 Lamp Pad Exc Coupe or Sedan 3 1/4" X 9"	22.00/ea
C3663783R	1946-48 Lamp Pad Coupes & Streamliner 4 Door Sedan 3 1/8" X 8 7/8"	37.00/ea

### BACK UP LAMP LENSES



C5938297RP	1949-52 Lens, Except Wagon or Delivery Lens	14.00/ea
C5938297RP	1953-54 Lens, Wagon & Sedan Delivery	14.00/ea
C5945736R	1955-56 Lens, Except Wagon	41.50/ea
C5945807R	1955-56 Lens, Wagon Except Custom Safari	35.00/ea
C5947715R	1957 Lens, Except Wagon	48.00/ea
C5948128R	1957 Lens, Wagon Except Custom Safari	40.00/ea
C5949886R	1959 Lens	30.00/pr
C5951066RS	1960 Lens, Except Wagon	90.00/pr

### BACK UP LAMP LENS GASKETS

C5931452RS	1942-48 Lens Gaskets	13.00/pr
C5935956RS	1949-52 Lens Gaskets, Except Wagon or Delivery	7.00/pr
C5931452RS	1949-51 Lens Gaskets, Wagon or Delivery	13.00/pr
C5940662RS	1953-54 Lens Gaskets, Except Wagon or Delivery	3.00/pr
C5935956RS	1953-54 Lens Gaskets, Wagon or Delivery	7.00/pr
C5945737RS	1955-56 Lens Gaskets, Except Wagon	5.00/pr
C5945806RS	1955-56 Lens Gaskets, Wagon Exc Custom Safari	5.00/pr
C5947861RS	1957 Lens Gaskets, Except Wagon	5.00/pr
C5948151RS	1957 Lens Gaskets, Wagon Exc Custom Safari	10.00/pr
C5949210RS	1958 Lens Gaskets, Except Wagon	5.00/pr

### BACK UP LAMP BEZELS & BODY PADS

C5945735RS	1955-56 Lamp Bezels, Except Wagon	60.00/pr
C514750RS	1949-52 Lamp To Body Pads, Exc Wagon or Delivery	18.00/pr
C515479RS	1953-54 Lamp To Body Pads, Exc Wagon or Delivery	6.00/pr
C514750RS	1953-54 Lamp To Body Pads, Wagon & Delivery	18.00/pr
C5949837RP	1958 Lamp Bezel To Body Seal, 7 Feet	13.50/ea



**TAIL LAMP ASSEMBLIES WITH GLASS LENSES**



C927607BDS 1949-50 Blue Dot Lens, Except Wagon or Delivery . 89.00/pr  
 C927607RPS 1949-50 Smooth Lens, Except Wagon or Delivery . 89.00/pr

**TAIL LAMP LENSES**



920678 1937-38 Lens, Except Wagon NOS . . . . . 20.00/ea  
 C920696R 1939 Lens, Except Wagon . . . . . 10.00/ea  
 C920696LED 1939 Lens, Except Wagon 12V LED . . . . . 36.00/ea  
 C5937590R 1948-50 Plastic Lens with Guide Logo, Except Wagon or 1949 Delivery . . . . . 28.00/ea  
 C5937590GL 1948-50 Glass Lens without Guide Logo, Except Wagon or 1949 Delivery . . . . . 12.00/ea  
 C5937590BD 1948-50 Glass Lens with Blue Dot, Except Wagon or 1949 Delivery . . . . . 34.00/pr  
 C5937590LED 1948-50 Led 12V Lens, Except Wagon or 1949 Sedan Delivery . . . . . 26.00/ea  
 C5937162R 1949 Glass Lens Rectangular, Wagon & Sedan Delivery . . . . . 7.00/ea  
 C5937590R 1950-52 Plastic Lens with Guide Logo, Sedan Delivery . . . . . 28.00/ea  
 C5937590BD 1950-52 Glass Lens with Blue Dot, Sedan Delivery . . . . . 34.00/pr  
 C5937590GL 1950-52 Glass Smooth Lens, Sedan Delivery . . . . . 12.00/ea  
 C5937590LED 1950-52 LED 12V Lens, Sedan Delivery . . . . . 26.00/ea  
 C5939888R 1951-52 Lamp Lens with Guide Logo, Except Wagon or Sedan Delivery . . . . . 60.00/pr  
 C5939888R 1953-54 Lamp Lens with Guide Logo, Wagon & Sedan Delivery . . . . . 60.00/pr  
 C5943919R 1953-54 Reflector Lens, Wagon . . . . . 20.00/ea  
 C5948446R 1955-56 Lens with Trim Ring, Except Wagon . . . . . 130.00/pr  
 C5948002R 1957 Lens with Center Reflector. . . . . 120.00/ea  
 C5947863RS 1957 Reflector Lens, 2" Diameter, Starchief & Bonneville . . . . . 36.00/pr  
 C5949891RS 1959 Oval Lens without Trim Ring, Catalina. . . . . 55.00/pr  
 C5950799R 1960 Lens, Catalina, Ventura & Wagon . . . . . 20.00/ea  
 C5951207R 1960 Lens without trim ring, Bonneville & Starchief . . . . . 20.00/ea

**TAIL LAMP LENS GASKETS**

C920679RS 1937-38 Gasket, Except Wagon . . . . . 6.00/pr  
 C5937599RS 1948-50 Gasket, Except Wagon or 1949 Delivery . . . . . 10.00/pr  
 C5937599RS 1950-52 Gasket, Sedan Delivery Only . . . . . 10.00/pr  
 C5939889RS 1951-52 Gasket, Except Wagon or Sedan Delivery. . . . . 10.00/pr  
 C5946945RS 1951-52 Gasket, Wagon, 4 1/8" OD Gasket groove . . . . . 6.00/pr  
 C5939889RS 1953-54 Gasket, Wagon & Sedan Delivery Only . . . . . 10.00/pr  
 C5942457RS 1953-54 Gasket, Except Wagon or Sedan Delivery. . . . . 10.00/pr  
 C5946945RS 1955-56 Gasket, Except Wagon . . . . . 6.00/pr  
 C5947862RS 1957 Gasket . . . . . 5.00/pr  
 C5948912RS 1958 Gasket, Except Wagon. . . . . 15.00/set  
 C5949892RS 1959 Gasket, Bonneville Safari & Catalina . . . . . 67.00/pr

**TAIL LAMP BEZELS**



C918918R 1936 Lamp Bezel with Screws . . . . . 37.00/ea  
 C5942056R 1949 Bezel For Rectangular Lens, Wagon or Delivery . . . . . 6.50/ea  
 C5937853RP 1949-50 Lamp Bezel, Except Wagon . . . . . 18.00/ea

**TAIL LAMP PADS**

Please refer to the listed measurements to find the correct pads.



C488947RP 1926-32 Universal Bezel To Body Extrusion. . . . . 3.00/ft  
 C496760RS 1933 Pads, 2 3/4" W X 7 1/2" L . . . . . 57.00/pr  
 C498815RS 1933-34 Pads, 2 3/8" W X 5" L . . . . . 43.00/pr  
 C499432RS 1933-34 Pads, 3 1/8" W X 5 7/8" L . . . . . 54.00/pr  
 C500071RS 1937-38 Pads Except Wagon, 2 7/8" W X 7" L . . . . . 60.00/pr  
 C502046RS 1939 Pads Except Wagon, 1 3/4" W X 5 3/4" L . . . . . 45.00/pr  
 C504574RS 1940 Pads, Special 6 Except Wagon . . . . . 48.00/pr  
 C504709RS 1940 Pads, Deluxe Coupes & Convertible . . . . . 106.00/pr  
 C504707RS 1940 Pads, Deluxe Sedans . . . . . 96.00/pr  
 C506405RS 1941-47 Pads Torpedo, 3 3/4" W X 6 3/8" L . . . . . 58.00/pr  
 C511516RS 1948 Pads, Torpedo Except Wagon . . . . . 69.00/pr  
 C3688914RS 1949 Pads, Sedan Delivery . . . . . 102.00/pr  
 C511661RS 1949-50 Pads without Bead, Exc Wagon or Delivery . . . . . 18.00/pr  
 C514054RS 1950-52 Pads without Bead, Sedan Delivery . . . . . 73.00/pr  
 C514648RS 1951-52 Pads without Bead, Exc Wagon or Delivery . . . . . 18.00/pr  
 C515259RS 1953-54 Pads without Bead, Exc Wagon or Delivery . . . . . 12.00/pr

**TAIL LAMP TO FENDER SEALS**

C5946942RS 1955-56 Seal, Except Wagon . . . . . 6.75/ea  
 C5945814RS 1955-56 Seal, Wagon Except Safari. . . . . 8.25/ea  
 C5949837RP 1957 Seal, 7" Strip . . . . . 13.50/ea  
 C5949837RP 1958 Seal 7" Strip, Except Bonne, Conv or Wagon . . . . . 13.50/ea  
 C5949836RP 1958 Seal, Bonneville, Convertible & Wagon . . . . . 27.00/ea

**WIRING HARNESES, SOCKETS, CLIPS & GROMMETS**



**COMPLETE CAR WIRING HARNESES**

Wiring Harnesses listed as "Complete" contain all the standard wiring for the Front & Rear Sets. Those listed as "Front End" contain all the wiring for the Dash, Engine, Headlamps & Parking Lamps. For 1939-54 Front End Harnesses, if there is no separate harness listed in the Rear Harness Sets section, the Front Set comes with the components to make the Rear Harness. If your year & model is not listed, we may need your original to make a pattern for your harness. Accessory harnesses are not included, check individual sections.

C489704R 1928 Oakland All American 6-212 . . . . . INQ/ea  
 C490680R 1929 Oakland All American 6-212 . . . . . INQ/ea  
 C491856R 1930 Oakland 8 Cylinder . . . . . INQ/ea  
 C1840283R 1931 Oakland Model 301 Front End Wiring Harness . . . . . INQ/ea  
 C486767E 1926 Up To June 30, 1926 without Foot Dimmer Switch . . . . . INQ/ea  
 C486767L 1926 After June 30, 1926 with Foot Dimmer Switch . . . . . INQ/ea  
 C487183R 1927 with Single Filament Headlamps . . . . . INQ/ea  
 C526495R 1927-28 with Dual Filament Headlamps. . . . . INQ/ea  
 C527175R 1929-30 Pontiac Big Six 6-29/6-30 . . . . . INQ/ea  
 C527842R 1930 Pontiac 6 Cylinder . . . . . INQ/ea  
 C1840259R 1931 Pontiac 401 . . . . . INQ/ea  
 C1843502R 1932 402 . . . . . INQ/ea  
 C1848128R 1933 601 . . . . . INQ/ea  
 C1848129R 1933 601 with 2 Horns & 2 Tail Lamps . . . . . INQ/ea  
 C1853649R 1934 603 . . . . . INQ/ea  
 C1858523R 1935 605 8 Cylinder . . . . . INQ/ea  
 C1858579R 1935 6 Cylinder Series 701 A&B. . . . . INQ/ea  
 C1862236R 1936 36-26A/36-26B . . . . . INQ/ea  
 C1862235R 1936 8 Cylinder Series 36-28 . . . . . INQ/ea  
 C1866899R 1937 6 Cylinder. . . . . INQ/ea  
 C1866787R 1937 8 Cylinder. . . . . INQ/ea  
 C1868362R 1938 6 Cylinder. . . . . INQ/ea  
 C1868361R 1938 8 Cylinder. . . . . INQ/ea

**FRONT CHASSIS WIRING HARNESS- SPECIFY MODEL**

C1874130R 1939 Harness. . . . . INQ/ea  
 C1879227R 1940 Harness, No Turn Signals . . . . . INQ/ea  
 C1882504R 1941 Harness, No Turn Signals . . . . . INQ/ea  
 C1885004R 1942-47 Harness, with or without Turn Signals . . . . . INQ/ea  
 C5288134R 1948 Harness, with or without Turn Signals . . . . . INQ/ea  
 C5289097R 1949-50 Harness, with Turn Signals Only . . . . . INQ/ea  
 C5291063R 1951 Harness, with Turn Signals Only. . . . . INQ/ea  
 C5291062R 1952 Harness, with Turn Signals Only. . . . . INQ/ea  
 C5292828R 1953 Harness. . . . . INQ/ea  
 C5291192R 1954 Harness. . . . . INQ/ea

**DASH & ENGINE HARNESS**

C2961359R 1955 Dash & Engine Harness . . . . . 945.00/ea  
 C2964180R 1956 Dash & Engine Harness . . . . . 945.00/ea  
 C2966574R 1957 Dash & Engine Harness . . . . . 945.00/ea  
 C2969202R 1958 Dash & Engine Harness . . . . . 945.00/ea  
 C2971411R 1959 Dash & Engine Harness . . . . . 850.00/ea  
 C2974496R 1960 Dash & Engine Harness, with Push Button Control Heater. . . . . INQ/ea  
 C2975534R 1960 Dash & Engine Harness, with Manual Control Heater . . . . . 805.00/ea  
 C2974497R 1960 Dash & Engine Harness, with AC . . . . . INQ/ea

**REAR CHASSIS WIRING HARNESES**

These harnesses contain all the wiring from the Dash to the Tail Lamps. 1932-38 Rear Harnesses are part of the "Complete Car" harnesses listed in previous section. If your specific application is not currently available, we will make it from your original pattern. Many accessory harnesses are not included, check individual sections.

CWHR0029R 1929 Big Six 6-29. . . . . INQ/ea  
 CWHR0030R 1930 6-30 6 Cylinder . . . . . INQ/ea  
 CWHR0031R 1931 401 6 Cylinder . . . . . INQ/ea  
 C5271414R 1939 Special 6, 2Dr Sedan . . . . . INQ/ea  
 C3948REAR 1939-48 Harness Kit . . . . . INQ/kit  
 C4954REAR 1949-54 Harness Kit . . . . . INQ/kit  
 C5272269R 1940 25 Special 6, 2Dr Sedan . . . . . INQ/ea  
 C5272038R 1940 26 Deluxe 6, 2Dr Sedan . . . . . INQ/ea  
 C5275010E 1942 Torpedo Convertible . . . . . INQ/ea  
 C5275007E 1942 Torpedo 4Dr Sedan . . . . . INQ/ea  
 C5275047E 1942 Streamliner Sedan Coupe . . . . . INQ/ea  
 C5275010I 1946 Torpedo Convertible . . . . . INQ/ea  
 C5275007L 1946-48 Torpedo 4Dr Sedan. . . . . INQ/ea  
 C4275047L 1946-48 Streamliner Sedan Coupe . . . . . INQ/ea  
 C4562097R 1948, Torpedo 8 Convertible . . . . . INQ/ea  
 CRWH48SW 1948 Wagon . . . . . INQ/ea  
 C4563205R 1949-50 Coupes . . . . . INQ/ea  
 C4582089R 1949-50 Convertible . . . . . INQ/ea  
 C4563126R 1949-50 4Dr Sedan . . . . . INQ/ea  
 C4571094R 1949-50 Wagon, without Turn Signals. . . . . INQ/ea  
 C4610253R 1951-52 4Dr Coupes & Sedans . . . . . INQ/ea  
 C4610253R 1951-52 2Dr Coupes & Sedans . . . . . INQ/ea  
 C4610251R 1951-52 Convertible . . . . . INQ/ea  
 C4610254R 1951-52 2Dr Hardtop. . . . . INQ/ea  
 C4571095R 1949-52 Metal Wagon . . . . . INQ/ea  
 C4567697R 1949-52 Sedan Delivery . . . . . INQ/ea  
 C4606093R 1953 Chieftain Convertible. . . . . INQ/ea  
 C4627612R 1953-54 Chieftain 2Dr Hardtop . . . . . INQ/ea  
 C4627609R 1953-54 Chieftain 4Dr Sedan . . . . . INQ/ea  
 C4632320R 1954 Starchief Convertible. . . . . INQ/ea  
 C4632103R 1954 Starchief 4Dr Sedan . . . . . INQ/ea  
 C4665017R 1955-56 Custom Safari. . . . . INQ/ea  
 C4696488R 1957 Starchief Convertible. . . . . INQ/ea  
 C4695925R 1957 Starchief 2Dr Hardtop . . . . . INQ/ea  
 C4728908R 1958 Bonneville & Chieftain Convertible. . . . . INQ/ea

**HEATER SWITCH HARNESES**

C3116729RS 1942-48 Switch Harness . . . . . INQ/ea  
 C515740RS 1949-50 Switch Harness . . . . . INQ/ea  
 C516475RS 1951-52 Switch Harness . . . . . INQ/ea  
 C1998021RS 1953-54 Control Harness . . . . . INQ/ea


**AIR CONDITIONING MAIN & SUB HARNESS**

C2964253R 1956 Main Wiring Harness . . . . . INQ/ea  
 C2968241R 1957 Main Wiring Harness . . . . . INQ/ea  
 C2970408R 1958 Main Wiring Harness. . . . . INQ/ea  
 C2972557R 1959 Cool Pack Underdash Main Wiring Harness . . . . . INQ/ea  
 C2975256R 1960 Cool Pack Underdash Main Wiring Harness . . . . . INQ/ea  
 C2975513R 1960 Circulaire Main Wiring Harness . . . . . INQ/ea  
 C5912009R 1955-60 Compressor Clutch Coil Lead Wires, Use with Original 5 Cylinder Compressors . . . . . INQ/pr  
 C2970409R 1958 Voltage Regulator Battery Terminal to AC Relay Power Feed Wire. . . . . INQ/ea  
 C3146619R 1958 Cool Pack Underdash Heater/Defroster to AC Switch Adapter Harness . . . . . INQ/ea  
 C2970976R 1958 Cool Pack Underdash Fuse Panel to AC Switch & Control Relay Extension Harness . . . . . INQ/ea  
 C3145833R 1959 Cool Pack Underdash Air Conditioning Extension Wire, From Evaporator Resistor To Rancos Switch . . . . . INQ/ea  
 C3145677R 1959 Cool Pack Underdash Air Conditioning Relay Ground Wire. . . . . INQ/ea  
 C3141724R 1958-59 Cool Pack Underdash Clutch Wire. . . . . INQ/ea  
 C2972923R 1958-59 Circulaire, Blower Motor Speed Resistance Harness, From AC Harness To Blower Motor, Dealer/Field Installed Circulaire . . . . . INQ/ea  
 C2979827R 1958-60 6 Cylinder Compressor Adapter Wires. . . . . INQ/pr

**COWL & FENDER WIRING**

1927-31 & 1934-38 Headlamp Harnesses only come included in the Complete Car Harnesses.  
 C912881W 1928-29 Cowl Light Bucket Wires, 6-28 6 Cylinder . . . . . INQ/pr  
 C910541W 1931 Fender Light, 401 6 Cylinder . . . . . INQ/ea

**HEADLAMP HARNESES**



C923367RS 1939 Lamp Harness . . . . . 110.00/pr  
 C924615RS 1940 Lamp Harness . . . . . 110.00/pr  
 C5931866RS 1941 Lamp Harness . . . . . 118.00/pr  
 C5932941RS 1942-48 Lamp Harness . . . . . 100.00/pr  
 C5942852RS 1949-54 Lamp Harness . . . . . 107.00/pr  
 C5945680RS 1955-56 Lamp Harness . . . . . 55.00/pr  
 C5947831RS 1957 Lamp Harness . . . . . 82.00/pr

**HORN HARNESS & WIRING**

C1848721R 1933 Dual Horn Harness, Optional, 601 8 Cylinder . . . . . INQ/ea  
 C989656R 1960 Extension Harness, Accessory Triple Horn . . . . . INQ/ea  
 C256707R 1929 Horn Wiring, Pontiac Big Six Model 6-29 . . . . . INQ/ea  
 C492828R 1931 Horn Wiring, Pontiac Model 401 6 Cylinder . . . . . INQ/ea  
 C1848410R 1935 Dual Horn Wires, Deluxe Six 701-A Optional . . . . . INQ/set  
 C1293784R 1936 Dual Horn Wiring, Optional . . . . . INQ/ea  
 C1854710R 1937-38 Dual Horn Wiring, Optional. . . . . INQ/ea  
 C1853836R 1934-36 Horn Button Ground Wire, Standard Steering Wheel . . . . . INQ/ea  
 C5660683R 1949-52 Horn Button Ground Wire . . . . . INQ/ea  
 C5296935R 1953-54 Horn Button Ground Wire . . . . . INQ/ea

**PARKING LAMP HARNESES**

C5930319RS 1940 Harness without Turn Signals . . . . . 53.00/pr  
 C5931911RS 1941 Harness without Turn Signals . . . . . 67.00/pr  
 C5932995RS 1942-48 Harness without Turn Signals . . . . . 52.00/pr  
 C5935897RS 1942-48 Harness with Turn Signals . . . . . 52.00/pr  
 C5940264RS 1949-52 Harness with Turn Signals . . . . . 37.00/pr  
 C5940676RS 1953-54 Harness with Turn Signals . . . . . 42.00/pr  
 C5947826RS 1955-56 Harness with Turn Signals . . . . . 36.00/pr  
 C5948346RS 1957 Harness with Turn Signals . . . . . 25.00/pr

ELECTRICAL



**TAIL LAMP HARNESSES & WIRES**

C1848843RS	1933 Lamp Harness, 601 8 Cylinder Right Hand . . .	INQ/ea
C1859244R	1935 Lamp Harness, Right Hand Optional . . . . .	INQ/ea
C1862302RS	1936 Crossover Harness. . . . .	INQ/ea
C1866985R	1937-38 Crossover Harness . . . . .	INQ/ea
C915736RS	1933 Bucket Wire . . . . .	INQ/ea
C1858524RS	1935 Bucket Wires, 701-A Left Hand . . . . .	INQ/pr
C918702RS	1935 Bucket Wires, 701-B 6 Cyl Sedan Left Hand . . .	INQ/pr
C920102RS	1936 Bucket Wires . . . . .	INQ/pr
C920683RS	1937-38 Bucket Wires . . . . .	INQ/pr
C923533RS	1939 Bucket Wires . . . . .	INQ/pr

**BACKUP LAMP HARNESSES & WIRES**



C5289339R	1949-52 Switch Harness . . . . .	50.00/ea
C5293127R	1953-54 Switch Harness, Specify MT or HT. . . . .	45.00/ea
C2970019R	1958 Switch Harness, Fuse Block To Switch & Harness . . . . .	35.00/ea
C1998708R	1959 Switch Harness. . . . .	35.00/ea
C1998708R	1960 Switch Harness, 3 Speed Manual & All Auto . . .	35.00/ea
C1993525R	1960 Switch Harness, 4 Speed Manual . . . . .	35.00/ea
C2971601R	1959-60 Lamp Harness, Rear Body Harness To Lamps . . . . .	26.00/ea
C1998705R	1960 All MT Neutral Safety Switch Bypass Harness . .	16.00/ea
C5293128RS	1953-54 Bucket Wires, Pair . . . . .	15.00/pr

**LICENSES PLATE LAMP HARNESSES**

C5931692R	1942 Harness, Exc Wagon. . . . .	10.00/ea
C5932806R	1946-48 Harness, Exc Wagon . . . . .	10.00/ea
C5937937RS	1949-50 Harness, Exc Wagon or Sedan Delivery. . .	15.00/pr
C5943380R	1953-54 Harness, Exc Wagon or Sedan Delivery. . .	14.00/ea
C5947723RS	1957 Harness. . . . .	13.00/pr

**DASH & INSTRUMENT HARNESS**

C504135R	1936 Clock Harness . . . . .	INQ/ea
C499814R	1937 Clock Harness . . . . .	INQ/ea
C504233R	1938 Clock Harness . . . . .	INQ/ea
C503325R	1939 Clock Harness, with Optional . . . . .	INQ/ea
C507209R	1942-48 Clock Harness . . . . .	100.00/ea
C5291069R	1951-52 Clock Harness . . . . .	70.00/ea
C5292830R	1953-54 Clock Harness . . . . .	110.00/ea
C2966974R	1957-58 Clock Harness . . . . .	35.00/ea
C2971602R	1959-60 Clock Harness, From Fuse Block To Clock .	INQ/ea
C2969756R	1958 Dash Cluster Light Harness, For Left Turn Signal . . . . .	60.00/ea

C2969756R	1958 Dash Cluster Light Harness, Hi-Beam Indicator & Speedometer . . . . .	60.00/ea
-----------	---	----------

C2969756E	1958 Dash Cluster Extension Harness . . . . .	69.00/ea
C527764R	1930-31 Dash Light Wire. . . . .	INQ/ea
C1866806RS	1937-39 Instrument Light Wires . . . . .	INQ/set
C5291664R	1948-52 Hydramatic Dial Light Wire . . . . .	INQ/ea
C2960560R	1953-54 Automatics Dial Light Wire . . . . .	INQ/ea
C1585905R	1958 Speed Warning Option Harness. . . . .	50.00/ea
C2970411R	1959-60 Speed Warning Option Harness . . . . .	38.00/ea
C988681R	1956 Ash Tray Light Wire, For Original Bracket & Shield Assembly . . . . .	24.00/ea

C989510R	1959-60 Ash Tray & Cigarette Lighter Lamp Harness, From Fuse Block To Ash Tray . . . . .	34.00/ea
----------	---	----------

C988809R	1958 Underdash Courtesy Lamp Harness . . . . .	50.00/ea
C989533R	1959-60 Underdash Courtesy Light Harness . . . . .	50.00/ea

**FUEL TANK CONNECTOR WIRES**

C1844631R	1931-34 Connector Wire . . . . .	INQ/ea
C1858525R	1935-36 Connector Wire . . . . .	INQ/ea
C1865591R	1937-38 Connector Wire . . . . .	INQ/ea
C3114169R	1941-48 Connector Wire . . . . .	INQ/ea

**STARTER, COIL & DISTRIBUTOR WIRES**

C490681R	1928-31 Starter to Ammeter Wire . . . . .	INQ/ea
C1858054R	1935-40 Low Tension Coil To Distributor Wire. . . . .	INQ/ea
C1858596R	1942-48 Low Tension Coil To Distributor Wire. . . . .	INQ/ea


**DOME LIGHT WIRING**

CDLW2829	1928-29 Dome Light Switch Feed Wire, 6-28 6 Cylinder . . . . .	INQ/ea
CDLW31	1931 Dome Light Wiring, 401 6 Cylinder . . . . .	INQ/ea
CDLW36	1936 Dome Light Wiring, 4Dr Sedan . . . . .	INQ/ea
C4774844R	1959 Feed & Ground Wire Harness Except Convertible or 4Dr Hardtop . . . . .	40.00/ea
C4774847R	1959 Feed & Ground Wire Harness, Catalina 4Dr Hardtop. . . . .	40.00/ea
C4774835R	1960 Reading Light Jumper Wire Harness, Starchief Except 4Dr Hardtop . . . . .	40.00/ea
C4774835R	1960 Reading Light Jumper Wire Harness, Bonneville & Catalina Except Convertible . . . . .	40.00/ea

**COURTESY ROOF SIDE RAIL LIGHT WIRE HARNESS**

C4774845R	1959 Wire Harness, Bonneville 2Dr Hardtop . . . . .	45.00/ea
C4774846R	1959 Wire Harness, Bonneville & Starchief 4Dr Hardtop . . . . .	45.00/ea

**WIRE LOOM ASPHALT-COATED "TAR" TYPE**



C9007003	1926-60 Wire Loom, 1/4" ID . . . . .	2.25/ft
C9007005	1926-60 Wire Loom, 3/8" ID . . . . .	2.25/ft
C9007007	1926-60 Wire Loom, 1/2" ID . . . . .	3.00/ft

**WIRING TUBES**

C66570RPS	1949-57 Parking Lamp Harness Tube & Boot. . . . .	20.00/pr
C66570RPS	1939-48 Replacement Parking Lamp Harness Tube & Boot . . . . .	20.00/pr
C52800RPS	1949-57 Tail Lamp To Body Harness Tube & Grommet . . . . .	29.00/pr

**MISCELLANEOUS HARNESSES & BULK WIRE**

C5298971R	1926-60 Cloth-Covered 16 Gauge Wire, 10 Ft Minimum Specify Color Combination . . . . .	2.00/ft
C5290783R	1949-54 Accessory Illuminated Hood Ornament Wire30.00/ea	
C19117900R	1955-60 Black Vinyl Non-Adhesive Wiring Harness Tape, 1" Wide, 100 Foot Roll . . . . .	17.00/Roll
C989582R	1959-60 Cruise Control Accessory Harness. . . . .	90.00/ea

**PULLERS & FUSE BLOCKS**

C13445	1926-60 Universal 4 Gang Fuse Block, Use W/Any Series 3Ag Fuse. . . . .	16.00/ea
C12592	1926-60 Glass Fuse Puller Tool, nylon . . . . .	8.15/ea

**GLASS TUBE FUSE**

C149559RP	1926-60 Fuse, 1 Amp . . . . .	1.00/ea
C432460RP	1926-58 Fuse, 1.5 Amp . . . . .	1.00/ea
C148086RP	1926-60 Fuse, 2 Amp . . . . .	1.05/ea
C147682RP	1926-60 Fuse, 4 Amp . . . . .	1.00/ea
C126049RP	1926-60 Fuse, 5 Amp . . . . .	1.10/ea
C147683RP	1926-60 Fuse, 6 Amp . . . . .	1.00/ea
C455640RP	1926-60 Fuse, 7.5 Amp . . . . .	1.00/ea
C147684RP	1926-60 Fuse, 9 Amp . . . . .	1.00/ea
C117142RP	1926-58 Fuse, 10 Amp . . . . .	1.00/ea
C147685RP	1926-60 Fuse, 14 Amp . . . . .	1.00/ea
C120151RP	1926-60 Fuse, 15 Amp . . . . .	1.00/ea
C106653RP	1926-60 Fuse, 20 Amp . . . . .	1.00/ea
C455844RP	1926-60 Fuse, 25 Amp . . . . .	1.00/ea
C120114RP	1926-58 Fuse, 30 Amp . . . . .	1.00/ea

**LIGHT SOCKETS**

For various license plate, trunk, underhood, dome, back-up lamp, parking/tail lamp.



C88861108R	1926-60 Socket & Wire, Single Terminal Snap Into 3/4" Hole, Fits Bulb# 63, 67, 81, 87, 89, 209, 1003, 1073, 1129, 1133, 1141 . . . . .	2.50/ea
C2978302RP	1926-60 Socket & Wire, Single Terminal, Originally For 1 1/8" Hole But Can Expand To Fit 1 1/4", Fits Bulb# 63, 67, 81, 87, 89, 209, 1003, 1073, 1129, 1133, 1141 . . . . .	3.30/ea
C923598RP	1939-60 Parking/Tail Lamp Socket & Wire, Snaps Into 3/4" Hole, Fits Bulb# 198, 1016, 1034, 1154, 1157. . . . .	4.75/ea
C2974309RP	1939-60 Parking/Tail Lamp Socket & Wire, Originally For 1 1/8" Hole But Can Expand To Fit 1 1/4", Fits Bulb# 198, 1016, 1034, 1154, 1157. . . . .	3.75/ea
C1885070RP	1940-60 Instrument Panel Lamp Socket, Single Terminal For 5/8" Hole . . . . .	2.25/ea
C1885070RP	1949-56 Hood Ornament Lamp Socket, Single Terminal For 5/8" Hole . . . . .	2.25/ea

**LIGHT SOCKET PIGTAILS**

These Pigtails are the wire, contacts & Bakelite board that go in the above type sockets ad fiber washer & spring.

C88861047R	1926-60 Pigtail Assembly 11/32" Diameter Single Contact with Fiber Washer & Spring, For Use with Socket For Bulb# 51, 53, 55, 57, 11/32" . . . . .	1.00/ea
C88861015R	1926-60 Socket Base Pigtail Assembly, Single Contact with Fiber Washer & Spring . . . . .	1.00/ea
C88861016R	1939-60 Parking/Tail Lamp Socket Base Pigtail Assembly, Two Contact with Fiber Washer & Spring . . . . .	1.25/ea
C88861021R	1926-60 Double Contact Socket Base Pigtail Assembly, with Rubber Base, Fits Sockets Lacking Grooves For Ears On Contact Board . . . . .	7.25/ea

**LIGHT SOCKET INSERTS**

C2971074R	1951-58 Tail Lamp Socket Insert. . . . .	8.00/ea
C2971074R	1955-57 Parking Lamp Socket Insert . . . . .	8.00/ea
C2971077R	1955-58 Back Up Lamp Socket Insert. . . . .	16.00/ea

**WIRING RETAINING CLIPS**

C497614R	1935-38 Headlamp Wiring Clip . . . . .	2.00/ea
C497614R	1935-36 Trunk Wire To Dash Via Door Clip . . . . .	2.00/ea
C3704138RS	1955-60 Wiring To Inner Fender or Firewall Clips 10 Piece Set . . . . .	60.00/set
C3920179R	1955-60 Harness To Sheet Metal Clip, Headlamp Harness To Header Panel . . . . .	0.50/ea
C177926R	1940-58 Hose Routing S-Clip, Frame & Sheet Metal Up To 10 Per Car, . . . . .	1.50/ea
C9782572R	1959-60 White Plastic Wiring Harness T-Clip, Snaps Into 3/16" Hole . . . . .	3.50/ea

**HOSE ROUTING U-FASTENER**

C147570R	1941-60 Fastener, Squared with 1 1/2" . . . . .	5.00/ea
C145540R	1957-60 Fastener, Curved with 1 1/8" . . . . .	5.00/ea
C530035R	1957-60 Fastener, Curved with 1" . . . . .	6.00/ea

**HOSE ROUTING STRAPS**

C3684663R	1926-59 Metal Tie Strap, 3/8" X 9 1/2" w/ Slotted End. .	8.50/ea
C40164671	1959-60 Inner Fender Wire Strap, Rubber, Two Prong .	1.50/ea

**FIREWALL/WIRING GROMMETS & PLUGS**

C485396R	1924-36 Grommet, 5/8" ID for 1" Hole . . . . .	7.50/ea
C379082R	1924-40 Grommet, 3/8" ID for 3/4" Hole . . . . .	7.00/ea
C4089552R	1926-48 Grommet, 3/8" ID for 1" Hole . . . . .	5.50/ea
C120879R	1926-54 Grommet, 1/2" ID for 7/8" Hole . . . . .	7.00/ea
C117961R	1926-54 Grommet, 3/8" ID for 5/8" Hole . . . . .	9.00/ea
C187540R	1926-54 Utility Grommet, 1/4" ID for 5/8" Hole (Replaces Original 17/64" ID) . . . . .	6.00/ea
C1843566R	1932 Grommet, Conv Horn Wire Exit From Motor Cover, Fits 3/4" X 3/4" Semi-Circular Hole. . . . .	60.00/pr

C493908R	1932-54 Grommet, 2 Wire For 3/4" X 1 5/16" Oval Hole . . . . .	18.00/ea
----------	---	----------

C495679R	1933-34 Grommet, 3/8" ID Angled Grommet for 1 1/4" Hole . . . . .	24.00/ea
----------	--	----------

C216551ER	1933-47 Grommet, 3/16" ID for 1/2" Hole . . . . .	9.00/ea
C216551LR	1933-47 Grommet, 3/8" ID for 1/2" Hole . . . . .	13.00/ea

C594341R	1937-38 Grommet, Speedo Cable Thru Toe Board, 2 Wire For 1 3/4" Oval Hole . . . . .	18.00/ea
----------	--	----------

C3681096R	1937-48 Grommet, Firewall Ignition Conduit thru Firewall, 5/16" ID for 1 1/2" Hole . . . . .	10.00/ea
-----------	---	----------

C922285R	1937-48 Grommet, Headlight Loom thru Body, face ID 5/16"/OD 17/16" . . . . .	9.00/ea
----------	---	---------

C3653742E	1937-52 Grommet, Wiring Harness, 9/16" ID for 1 3/8" Hole . . . . .	10.50/ea
-----------	--	----------

C922295RP	1939 Grommet, Headlamp Wire thru Fender, 3/8" ID for 5/8" Hole, Replaces Original for 21/32" Hole .	1.00/ea
-----------	--	---------

C503397R	1939 Grommet, Wiring Harness thru Toe Board Grommet, 3/4" ID for 1 1/8" Hole . . . . .	7.00/ea
----------	---	---------

C594413R	1939-48 Grommet, Firewall, For 1 7/8" X 1 3/16" Hole .	10.00/ea
----------	--	----------

C4111335R	1940-41 Grommet Firewall, Conv, 3/4" ID for 7/8" Hole .	9.00/ea
-----------	---	---------

C3653742L	1940-48 Grommet, Choke Cable, 1/8" ID for 5/8" Hole .	9.00/ea
-----------	---	---------

C504355RP	1940-48 Grommet, 4 Wire For 1" Hole . . . . .	2.50/ea
-----------	---	---------

C3695170R	1940-58 Grommet, Wiring Harness, 4 Wire For 1 1/4" Hole . . . . .	2.50/ea
-----------	--	---------

C3702356R	1940-60 Grommet, Firewall & Utility, 3/16" ID for 3/4" Hole . . . . .	9.00/ea
-----------	--	---------

C4551272R	1940-60 Grommet, Firewall Fuel Gauge Line, 1/8" ID for 7/16" Hole . . . . .	6.00/ea
-----------	--	---------

C3653742R	1940-60 Grommet, 1/8" ID for 1/2" Hole . . . . .	9.00/ea
-----------	--	---------

C5942279RS	1940-60 Grommet, Headlamp Buck Wire Bucket, Fits 7/8" Hole . . . . .	7.00/pr
------------	---	---------

C875520R	1940-60 Grommet, Speedo Cable, 1/4" ID for 13/16" Hole . . . . .	9.00/ea
----------	---	---------

C4124441R	1949-60 Grommet, Firewall Plug, For 13/16" Hole . . .	6.00/ea
-----------	---	---------

C5942279RS	1950-57 Grommet, Tail Lamp Bucket Wire, Fits 7/8" Hole . . . . .	7.00/pr
------------	---	---------

C117972R	1953-57 Grommet, 5/16" ID for 7/8" Hole . . . . .	10.25/ea
----------	---	----------

C565427R	1954-56 Grommet, Firewall to Wire Harness, 1 3/4" x 3" with 1/2" ID for 2 7/8" oval Hole . . . . .	32.00/ea
----------	---	----------

C3681096R	1955-57 Grommet, AC Condenser Hose thru Core Support, 5/16" ID for 1 1/2" Hole . . . . .	10.00/ea
-----------	---	----------

C3653742L	1955-57 Grommet, Horn Wire, 1/8" ID for 5/8" Hole .	9.00/ea
-----------	---	---------

C493908R	1955-57 Replacement Grommet, 2 Wire For 3/4" X 1 5/16" Oval Hole . . . . .	18.00/ea
----------	---	----------

C3653742E	1956-58 Grommet, Wiring Harness, 9/16" ID for 1 3/8" Hole . . . . .	11.00/ea
-----------	--	----------

C3140663R	1958-60 Grommet, Circulaire Evap Outlet Pipe, 1 1/2" with 3/4" ID for 1 3/16" Hole . . . . .	11.00/ea
-----------	---	----------

C127979R	1959 Grommet, Hose thru Radiator Baffle, 1 3/8" with 3/4" ID for 1 1/16" Hole . . . . .	6.00/ea
----------	--	---------

C3711345R	1959-60 Grommet, AC Control Cable . . . . .	8.00/pr
-----------	---	---------



## Table of Contents - MECHANICAL

### ENGINE MASTER OVERHAUL KITS & COMPONENTS

ENGINE MASTER OVERHAUL KITS	56
ENGINE PISTON SETS	56
ENGINE PISTON RINGS SETS	56
ENGINE PISTON PIN BUSHING SETS	56
CRANKSHAFT MAIN BEARING SETS	56
ROD BEARING SETS	56
ENGINE CAMSHAFT BEARING SETS	56
VALVES LIFTERS	56
ENGINE TIMING CHAINS & SPROCKETS	56
OIL PUMPS, REBUILD KITS & O-RINGS	56
ENGINE CORE PLUG SETS	56
LUBE & ZINC ADDITIVE	56

### ENGINE GASKET SETS & COMPONENTS

ENGINE GASKET SETS	57
HEAD GASKETS	57
ENGINE VALVE, ROCKER COVER & VALLEY PAN GASKETS	57
OIL PAN GASKET SETS	57
OIL FILLER & PUMP GASKETS	57
TIMING CHAIN & MOTOR SUPPORT GASKETS	57
TIMING CHAIN COVER FRONT OIL SEALS	57
CRANKSHAFT BEARING CAP OIL SEAL WOODEN BLOCKS	57
REAR MAIN BEARING OIL SEAL PACKING KITS	57
INTAKE & EXHAUST MANIFOLD GASKETS	57
HEAT RISER GASKETS	57
EXHAUST PIPE FLANGE GASKETS	57
EXHAUST MANIFOLD FLAPPER VALVE GASKETS	58
THERMOSTAT HOUSING & WATER OUTLET GASKETS	58
WATER PUMP GASKETS	58
CARBURETOR BASE GASKETS	58
AIR CLEANER TO CARBURETOR GASKETS	58
FUEL PUMP GASKETS	58

### VALVE TRAIN KITS & COMPONENTS

VALVE TRAIN KITS	58
INTAKE VALVES	58
EXHAUST VALVES	58
VALVE GUIDES	59
VALVE SPRING SETS	59
ROCKER ARM KIT & STUDS	59

### ENGINE COMPONENTS & TOOLS

ENGINE SUPPORT MOTOR MOUNTS	59
HARMONIC BALANCER	59
FAN BELTS	59
GENERATOR BELT	59
COMPRESSOR BELTS	59
POWER STEERING PUMP BELTS	60
OIL PAN BOLTS & REINFORCEMENT	60
OIL DRAIN PLUGS	60
OIL PUMPS & DRIVE SHAFTS	60
OIL DIPSTICK TUBES	60
OIL FILTER ELEMENTS	60
OIL FILLER CAPS	60
OIL PRESSURE LINES & SWITCH	60
TIMING CHAIN COVER STUDS & PLUGS	60
CRANKSHAFTS & COMPONENTS	60
FUEL PUMP ECCENTRIC	61
VALVE ROCKER ARM COVERS - CHROME	61
VALVE COVER BOLT SETS	61
VALLEY PAN GASKET & BOLTS	61
CYLINDER HEAD BOLTS	61

## COOLING SYSTEM

RADIATOR CAPS	61
RADIATOR PETCOCK, MOUNTING KITS & SHIMS	61
RADIATOR HOSES	61
BYPASS HOSE - WATER PUMP TO CYLINDER HEAD	62
RADIATOR HOSE CLAMPS	62
THERMOSTATS & RETAINER RING	62
WATER PUMPS	62
WATER DISTRIBUTION TUBE	62
TEMPERATURE SENDING UNITS & SWITCHES	62

## TRIPower & FUEL INJECTION

FUEL INJECTION COMPONENTS	62
TRIPower FUEL LINE SETS	62
TRIPower WEATHERHEAD FUEL LINE FITTING & BLOCK	62
TRIPower MECHANICAL LINKAGE SET	62
TRIPower SECONDARY RODS & ROD SPRINGS	62
TRIPower THROTTLE CONTROL RETURN SPRINGS	62
TRIPower PUMP RODS	62
TRIPower LINKAGE LEVERS	62
TRIPower SHAFTS, CAMS & ARMS	62
TRIPower VACUUM FITTINGS & PLUGS	63
TRIPower PLATES	63
TRIPower CLIPS, RUBBER PLUGS & SPRINGS	63
TRIPower AIR CLEANERS & ELEMENTS	63

## FUEL & EXHAUST SYSTEMS

ACCELERATOR PEDAL REVULCANIZATION SERVICE	63
ACCELERATOR ROD TOE BOARD BELLOW	63
AIR CLEANER FILTER ELEMENTS	63
CARBURETORS	63
CARBURETOR BASE THROTTLE BODIES	63
CARBURETOR BASE THROTTLE GASKETS	63
CARBURETOR REBUILD KITS	63
CARBURETOR FLOATS	64
CHOKE TUBES	64
CHOKE CONTROL CABLES, SPRINGS & COVERS	64
ELECTRIC CHOKE CONVERSION KITS	64
FUEL TANKS	64
TANK & FUEL GAUGE REPAIR KITS	64
FUEL TANK SENDING UNITS	64
FUEL TANK SENDING UNIT FLOATS, CAPS & FITTING	65
FUEL TANK DOOR RUBBER BUMPERS & PROTECTORS	65
FUEL TANK FILLER PIPE GROMMETS & SEALS	65
FUEL TANK DRAIN PLUGS & GASKETS	65
FUEL PUMPS - SINGLE & DUAL DIAPHRAGM REBUILT	65
FUEL PUMPS - ELECTRIC	65
FUEL PUMP COMPONENTS	65
FUEL FILTERS	65
ENGINE VENT OUTLET PIPE CLAMPS	66
PCV VALVE, GROMMET & BRACKETS	66
MAIN FUEL LINES	66
FUEL LINE CLIPS & SETS	66
FUEL LINE TO FUEL PUMP HOSE	66
FUEL HOSE CLAMPS	66
FUEL PUMP TO CARBURETOR LINES	66
FUEL PUMP TO MANIFOLD LINES	67
VACUUM TO FUEL PUMP LINES	67
VACUUM WIPER MOTOR LINES	67
VACUUM ADVANCE LINES	67
BRAKE BOOSTER VACUUM LINES	67
EXHAUST MANIFOLD HEAT THERMOSTAT SPRINGS	67
ACCESSORY EXHAUST PIPE DEFLECTORS	67
HEAT SHIELDS	67
EXHAUST ADAPTERS	67
EXHAUST MANIFOLD STUDS & BOLTS	67
INTAKE MANIFOLD BOLT & STUD SET	68
MUFFLER CLAMPS	68

## TRANSMISSION

TRANSMISSION OVERHAUL KITS	68
TRANSMISSION EXTERNAL SEAL KIT	68
TRANSMISSION OIL PAN & SIDE PAN GASKETS	68
TRANSMISSION REAR EXTENSION GASKETS	68
TRANSMISSION TORUS COVER GASKETS & SEALS	68
TRANSMISSION GASKET SETS	68
FRONT INPUT SHAFT & MAIN DRIVE GEAR BEARINGS	68
TRANSMISSION OUTPUT SHAFT BEARING	68
TRANSMISSION OUTPUT SHAFT REPAIR SLEEVES	68
TRANSMISSION CONTROL/SHIFT LEVER SEAL PACKAGE	68
TRANSMISSION SELECTOR SHAFT OIL SEAL & O RING	69
TRANSMISSION FRONT OIL SEALS	69
TRANSMISSION REAR OIL SEALS	69
TRANSMISSION SEALING RING KITS	69
TRANSMISSION FILTERS	69
TRANSMISSION REBUILT BRAKE BANDS WITH LININGS	69
TRANSMISSION BANDS & BUSHINGS	69
TRANSMISSION COOLER LINE SETS & CLIPS	69
TRANSMISSION SPRAGS, CONES & SPRINGS	69
TRANSMISSION BOLTS	69
TRANSMISSION COMPONENTS	69

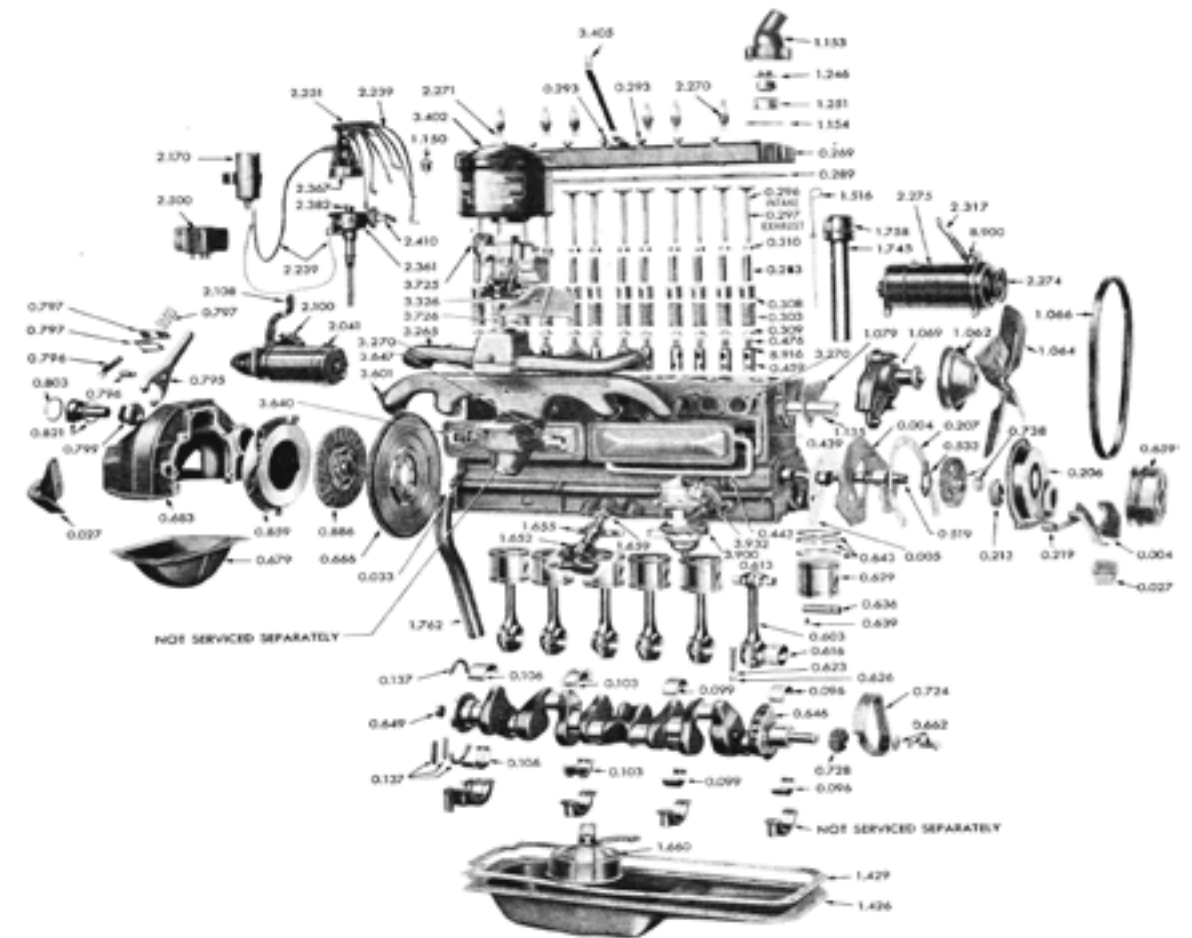
## CLUTCH GEARSHIFT & DIFFERENTIAL

CLUTCHES	70
CLUTCH & FRICTION PLATES - HYDRAMATIC	70
CLUTCH & FRICTION PLATES - CLOSE COUPLED	70
CLUTCH & BRAKE PEDAL PADS	70
CLUTCH PILOT BEARINGS & BUSHINGS	70

CLUTCH THROWOUT BEARINGS	70
CLUTCH COMPONENTS & TOOLS	70
SPEEDOMETER CABLES WITH STEEL CASING	70
SPEEDOMETER KNOBS & RETAINERS & REPAIR KITS	70
GEARSHIFT LEVER BOOTS & SEALS	70
GEARSHIFT & THROTTLE ROD COMPONENTS	70
UNIVERSAL JOINTS, LOCK PLATES & U-BOLTS	70
DIFFERENTIAL PINION FRONT BEARINGS	71
DIFFERENTIAL PINION REAR BEARINGS	71
DIFFERENTIAL SIDE BEARINGS & LOCKS	71
DIFFERENTIAL PINION SEALS	71
DIFFERENTIAL CARRIER GASKETS	71
DIFFERENTIAL BOLTS, STUDS, WASHERS & NUTS	71
DIFFERENTIAL PINION REPAIR SLEEVES	71
REAR AXLE HOUSING COVER GASKETS	71
REAR AXLE HOUSING FILLER PLUGS & GASKETS	71
REAR AXLE COMPONENTS & LUBRICANTS	71

## AIR CONDITIONING & HEATING

AC BEARINGS	71
AC DUCT HOSES	71
DEFROSTER DUCT HOSE	71
HEATER DUCT HOSES	71
HEATER & AIR INTAKE CLAMPS	71
HEATER SLEEVES	71
HEATER BLOWER MOTORS & IMPELLER	71
HEATER HOSE & NIPPLES	72
HEATER COMPONENTS	72



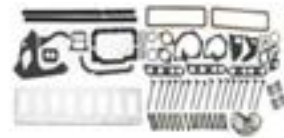


## ENGINE MASTER OVERHAUL KITS & COMPONENTS

### ENGINE MASTER OVERHAUL KITS

Kits include : Pistons/Rings, Piston Pin Bushings, Main Bearings, Rod Bearings, Cam Bearings, Gasket Set, Timing Chain & Gear Set, Valve Lifters, Oil Pump Kit, Freeze Plug Set, Zinc Additive & Cam Grease. The Engine Plug Sets in these kits are steel, not brass. 1955-60 kits include a camshaft.

These kits include all the components in this Section & engine gaskets, except for C492085 & C524622. For kits not listed, see individual component sections. See individual component sections for bearing oversize's. Note that the additional available oversizes on Main & Rod Bearings may incur an additional charge.



C549666KIT	1935-36 Kit, 6 Cylinder . . . . .	INQ/kit
C503145KIT	1937-38 Kit, 6 Cylinder . . . . .	INQ/kit
C504345KIT	1937-49 Kit, 8 Cylinder . . . . .	INQ/kit
C504344KIT	1939-40 6 Cylinder Kit, Main Bearing Set Not Included	INQ/kit
C517127KIT	1941-54 Kit, 6 Cylinder . . . . .	INQ/kit
C517101KIT	1950-54 Kit, 8 Cylinder . . . . .	INQ/kit
C520364KIT	1955 Kit . . . . .	INQ/kit
C524874KIT	1956 Kit . . . . .	INQ/kit
C524796KIT	1957 Kit . . . . .	INQ/kit
C530562KIT	1958 Kit . . . . .	INQ/kit
C536813KIT	1959-60 Kit with Flat Top Pistons . . . . .	INQ/kit
C536812KIT	1959-60 with Recessed/Dished Top Pistons . . . . .	INQ/kit

### ENGINE PISTON SETS

Limited availability; Specify size. Inquire for Pricing.

C549634RS	1935-36 Set, 6 Cylinder . . . . .	INQ/set
C503045RS	1937-40 Set, 6 Cylinder . . . . .	INQ/set
C503050RS	1936-49 Set, 8 Cylinder . . . . .	INQ/set
C517829RS	1941-54 Set, 6 Cylinder . . . . .	INQ/set
C516687RS	1950-54 Set, 8 Cylinder . . . . .	INQ/set
C518631RS	1955 Set . . . . .	INQ/set
C521915RS	1956 Set . . . . .	INQ/set
C524157RS	1957 Set . . . . .	INQ/set
C531150RS	1958 Set . . . . .	INQ/set
C9781081RS	1959-60 Set, Flat Top Heads For High Compression	INQ/set
C9784209RS	1959-60 Set, Recessed/Dished Heads For Low Compression . . . . .	INQ/set

### ENGINE PISTON RINGS SETS

Limited availability; Specify size. Inquire for Pricing.

Order Rings with Pistons. Inquire for rings with original pistons.

C497070RS	1935-36 Set, 6 Cylinder . . . . .	INQ/set
C513466RS	1937-40 Set, 6 Cylinder . . . . .	INQ/set
C513469RS	1936-49 Set, 8 Cylinder . . . . .	INQ/set
C513467RS	1941-54 Set, 6 Cylinder . . . . .	INQ/set
C513948RS	1950-54 Set, 8 Cylinder . . . . .	INQ/set
C9770057RS	1955 Set . . . . .	INQ/set
C9770058RS	1956-57 Set . . . . .	INQ/set
C9783360RS	1958-62 Set . . . . .	INQ/set

### ENGINE PISTON PIN BUSHING SETS

C490847RS	1928-29 Set, Oakland 6 Cylinder 12 Piece Set . . . . .	39.00/set
C490847RS	1926-31 Set, 6 Cylinder 12 Piece Set . . . . .	39.00/set
C493329RS	1932 Set, 6 Cylinder 12 Piece Set . . . . .	90.00/set
C505320RS	1935-54 Set, 6 Cylinder 12 Piece Set . . . . .	90.00/set
C505321RS	1933-54 Set of 16, 8 Cylinder . . . . .	120.00/set
C518221RS	1955-57 Set of 16 . . . . .	128.00/set

### CRANKSHAFT MAIN BEARING SETS

Limited availability. Specify size; Inquire for Pricing.

1950 is a transition year for the 8 cylinder. Please inquire regarding this application.

Main bearings prior to 1935 were babbbitted.

C500003RS	1937-38 Set, 6 Cylinder . . . . .	INQ/set
C512958ARS	1937-40 Set, 8 Cylinder . . . . .	INQ/set
C502135RS	1939-40 Set, 6 Cylinder . . . . .	INQ/set

C512958RS	1941-49 Set, 8 Cylinder . . . . .	INQ/set
C512954RS	1941-54 Set, 6 Cylinder . . . . .	INQ/set
C512961RS	1950-54 Set, 8 Cylinder . . . . .	INQ/set
C522728RS	1955-56 Set . . . . .	INQ/set
C523836RS	1957-58 Set . . . . .	INQ/set
C533726RS	1959-60 Set . . . . .	INQ/set

### ROD BEARING SETS

Limited availability. Specify size; Inquire for Pricing.

C499137RS	1933-36 Set of 8, 8 Cylinder . . . . .	INQ/set
C496997RS	1935-36 Set of 6, 6 Cylinder . . . . .	INQ/set
C500013RS	1937-38 Set of 6, 6 Cylinder . . . . .	INQ/set
C512964RS	1937-54 Set of 8, 8 Cylinder . . . . .	INQ/set
C517341RS	1939-54 Set of 6, 6 Cylinder . . . . .	INQ/set
C517329RS	1939-54 Set of 6, 6 Cylinder . . . . .	INQ/set
C5462125RS	1955-60 Set of 8 . . . . .	INQ/set


### ENGINE CAMSHAFT BEARING SETS

C494881RS	1933-54 Camshaft Bearing Set . . . . .	98.00/set
C522112RS	1956-60 Camshaft Bearing Set . . . . .	48.00/set

### VALVES LIFTERS

C505633R	1933-54 Valve Lifter . . . . .	INQ/ea
C5231360RS	1956-60 Valve Lifter 16 Piece Set . . . . .	96.00/set

### ENGINE TIMING CHAINS & SPROCKETS

		
C495149R	C503454R	C9777078RS
C525113R	1926-32 Timing Chain, 6 Cylinder . . . . .	238.83/ea
C495149R	1933-54 Timing Chain, 8 Cylinder . . . . .	32.00/ea
C507043R	1937-54 Timing Chain, 6 Cylinder . . . . .	32.00/ea
C507044R	1937-54 Camshaft Sprocket, 6 Cylinder . . . . .	66.00/ea
C503454R	1937-54 Camshaft Sprocket, 8 Cylinder . . . . .	94.00/ea
C499606R	1937-54 Crankshaft Sprocket, 6 Cylinder . . . . .	55.00/ea
C499604R	1937-54 Crankshaft Sprocket, 8 Cylinder . . . . .	55.00/ea
C524622RS	1955-60 Timing Chain & Gear Set . . . . .	58.00/ea
C524622DRS	1955-60 Double Roller Timing Chain & Gear Set . . . . .	89.00/ea

### OIL PUMPS, REBUILD KITS & O-RINGS

Kits typically include gears, shaft, spring & gaskets.

C105453R	1933-54 Relief Valve O-Ring . . . . .	1.00/ea
C113897R	1955-57 Pressure Regulator O-Ring . . . . .	1.00/ea
C510942RS	1933-48 Rebuild Kit, Short Gear - Roll Pin Type . . . . .	105.00/kit
C517183RS	1949-54 Rebuild Kit, Long Gear - Roll Pin Type . . . . .	105.00/kit
C9777078RS	1955-58 Rebuild Kit . . . . .	105.00/ea
C9777078RS	1959-60 Rebuild Kit, Standard Pressure with 9/16" Screen Hole . . . . .	105.00/ea
C534589RS	1959-60 Rebuild Kit, High Pressure with 3/4" Screen Hole . . . . .	39.00/ea

### ENGINE CORE PLUG SETS

CPS2432RS	1924-32 Plug Set, Oakland 15 Pieces Steel . . . . .	18.00/set
CPS2432RS	1924-32 Plug Set, 8 Cylinder 15 Pieces Steel . . . . .	18.00/set
CPS2632RS	1926-32 Plug Set, 6 Cylinder, 12 Piece Steel . . . . .	12.00/set
CPS2632B	1926-32 Plug Set, 6 Cylinder, 12 Piece Brass . . . . .	49.00/set
CPS3354RS	1933-54 Plug Set, 10 Pieces Steel . . . . .	18.50/set
CPS3354B	1933-54 Plug Set, 10 Pieces Brass, with Steel Cam Plug . . . . .	59.25/set
CPS5559RS	1955-58 Plug Set, 31 Pieces Steel . . . . .	38.00/set
CPS5559B	1955-58 Plug Set, 31 Pieces - Brass & Steel . . . . .	107.75/set
CPS5960RS	1959-60 Plug Set, 38 Piece Steel . . . . .	45.00/set
CPS5960B	1959-60 Plug Set, 38 Pieces - Brass & Steel . . . . .	120.50/set

### LUBE & ZINC ADDITIVE

C88862587R	Permatek Camshaft/Engine Assembly Lube, 4 Oz Bottle . . . . .	6.00/ea
C1052367R	Lucas Oil ZDDP Zinc Additive, 16 oz Bottle . . . . .	15.25/ea

## ENGINE GASKET SETS & COMPONENTS

### ENGINE GASKET SETS

These kits contain all of the gaskets in the following sections except for C492085 & C529075G.



C549282RS	1930-31 Oakland 8 Cylinder, 30 Piece Set . . . . .	415.00/set
C549207RS	1926-31 6 Cylinder 30 Piece Set . . . . .	415.00/set
C549258RS	1932 6 Cylinder, 30 Piece Set . . . . .	415.00/set
C549282RS	1932 8 Cylinder, 30 Piece Set . . . . .	415.00/set
C517123RS	1933-49 8 Cylinder, 44 Piece Set . . . . .	310.00/set
C517121RS	1935-54 6 Cylinder, 47 Piece Set . . . . .	310.00/set
C517122RS	1950-54 8 Cylinder, 43 Piece Set . . . . .	310.00/set
C520112RS	1955-56 All, 55 Piece Set . . . . .	221.00/set
C524119RS	1957 All, 64 Piece Set . . . . .	221.00/set
C531229RS	1958-60 All, 55 Piece Set . . . . .	221.00/set

### HEAD GASKETS

C491222RS	1930-31 Gasket, Oakland 8 Cylinder . . . . .	180.00/pr
C526868RS	1926-31 Gasket, Copper, 6 Cylinder . . . . .	227.00/pr
C493482RS	1932 Gasket, 6 Cylinder . . . . .	147.50/pr
C491222RS	1932 Gasket, 8 Cylinder . . . . .	180.00/pr
C513791R	1933-54 Gasket, 8 Cylinder . . . . .	107.00/ea
C514366R	1935-54 Gasket, 6 Cylinder . . . . .	101.00/ea
C523541R	1955-57 Gasket . . . . .	116.00/pr
C529075R	1958-60 Gasket . . . . .	46.50/ea
C529075G	1958-60 Graphite Gasket . . . . .	46.50/ea

### ENGINE VALVE, ROCKER COVER & VALLEY PAN GASKETS

\*C518106RS installs top of engine between the Heads & below the Intake Manifold.

C491300RS	1930-31 Valve Cover Gaskets, Oakland 8 Cylinder . . . . .	58.00/pr
C525013RS	1926-32 Valve Cover Gaskets, 6 Cylinder . . . . .	39.00/pr
C491300RS	1932 Valve Cover Gaskets, 8 Cylinder . . . . .	58.00/pr
C494872RS	1933-54 Valve Cover Gaskets, 8 Cylinder . . . . .	24.75/pr
C497544RS	1935-54 Valve Cover Gaskets, 6 Cylinder . . . . .	24.75/pr
C518106RS	1955-60 Valve Push Rod Cover Valley Pan Gasket Set . . . . .	12.50/set
C518076RS	1955-57 Valve Rocker Arm Cover Gaskets* . . . . .	24.75/pr
C9770814RS	1958-60 Valve Rocker Arm Cover Gaskets . . . . .	27.25/pr
C493882R	1926-32 Valve Cover Vent Pipe Cork Washer, 6 Cylinder . . . . .	5.75/ea

### OIL PAN GASKET SETS

C491303RS	1930-31 Gasket Set, Oakland 8 Cylinder . . . . .	37.50/set
C544350RS	1926-32 Gasket Set, 6 Cylinder . . . . .	46.00/set
C491303RS	1932 Gasket Set, 8 Cylinder . . . . .	37.50/set
C517099RS	1935-54 Gasket Set, 6 Cylinder . . . . .	27.25/set
C517100RS	1933-54 Gasket Set, 8 Cylinder . . . . .	27.25/set
C533409RS	1955-60 Gasket Set . . . . .	20.00/set

### OIL FILLER & PUMP GASKETS

C527569R	1926-32 Pump Cover Gasket, 6 Cylinder . . . . .	8.75/ea
C495020R	1933-54 Pump Cover Gasket . . . . .	1.75/ea
C495009R	1933-54 Pump To Block Gasket . . . . .	1.50/ea
C522103R	1955-58 Pump To Block Gasket . . . . .	1.50/ea
C532001R	1959-60 Pump To Block Gasket . . . . .	1.50/ea
C525109R	1926-32 Pump To Sump Gasket, 6 Cylinder . . . . .	10.00/ea
C489302R	1928-39 Oil Filler Breather Felt Gasket . . . . .	5.75/ea
C507438R	1942-54 Oil Cleaner Cup Gasket . . . . .	6.50/ea
C536841R	1955-60 Oil Filter To Block Gasket . . . . .	1.50/ea

## TIMING CHAIN & MOTOR SUPPORT GASKETS



C493653R	1930-31 Timing Chain Cover Gasket, Oakland 8 Cylinder . . . . .	30.00/ea
C525147R	1926-32 Timing Chain Cover Gasket, 6 Cylinder . . . . .	29.00/ea
C493653R	1932 Timing Chain Cover Gasket, 8 Cylinder . . . . .	30.00/ea
C510410RS	1933-54 Timing Chain Cover Gasket Set, Includes Cork Seal . . . . .	24.75/set
C9770584RS	1955-60 Timing Chain Cover Gasket Set, Includes Cork Seal . . . . .	22.25/set
C493141R	1926-32 Front Motor Support Gasket, 6 Cylinder . . . . .	27.00/ea

### TIMING CHAIN COVER FRONT OIL SEALS

C492085COR	1926-60 Cork Ring Seal . . . . .	6.50/ea
C492085	1926-60 Assembly, Includes Spring, Cork Seal & Retainer . . . . .	INQ/ea

### CRANKSHAFT BEARING CAP OIL SEAL WOODEN BLOCKS

C494754RS	1924-29 Blocks, Front or Rear, 2 Pairs Required . . . . .	4.00/pr
C494754RS	1930-50 Blocks, Rear Only . . . . .	4.00/pr
C514251RS	1950-54 Tapered Blocks, Rear . . . . .	4.00/pr

### REAR MAIN BEARING OIL SEAL PACKING KITS



C523292RPS	1939-49 Kit with Knife & Template, 6 Cylinder . . . . .	29.00/kit
C523292RPS	1950-58 Kit with Knife & Template . . . . .	29.00/kit
C9772674RPS	1959-60 Kit with Knife & Template, Rear . . . . .	25.25/kit

### INTAKE & EXHAUST MANIFOLD GASKETS

Intake & Exhaust Manifold Gasket Sets do not include Heater Riser, Exhaust Pipe Flange or Exhaust Manifold Valve Gaskets.



C528168RS	1926-31 6 Cylinder, Intake/Exhaust Gaskets . . . . .	43.00/set
C492687RS	1932 6 Cylinder, Intake/Exhaust Gaskets . . . . .	35.00/set
C503434RS	1933-54 8 Cylinder, Intake/Exhaust Gaskets . . . . .	24.00/set
C503433RS	1935-54 6 Cylinder, Intake/Exhaust Gaskets . . . . .	29.75/set
C518203RS	1955-56 Exhaust Gaskets . . . . .	27.25/set
C521567RS	1955-56 Intake Gaskets . . . . .	24.75/set
C523299RS	1957-60 Except Fuel Injection, Intake Gasket. . . . .	28.00/set
C524891RS	1957-58 Fuel Injection Intake Gasket 6 Piece Set . . . . .	60.00/set
C529048RS	1957-58 Exhaust Gaskets . . . . .	27.25/set
C9780358RS	1959-60 Exhaust Gaskets . . . . .	22.50/set

### HEAT RISER GASKETS

C492590R	1926-31 Gasket, 6 Cylinder . . . . .	24.00/ea
C492959R	1930-32 Gasket, 8 Cylinder . . . . .	26.50/ea
C495960	1933 Gasket, 8 Cylinder . . . . .	23.00/ea
C496215R	1934-39 Gasket, 6 Cylinder Except 1939 . . . . .	12.00/ea
C502288R	1939-54 Gasket, 6 Cylinder . . . . .	13.00/ea
C504610R	1940-54 Gasket, 8 Cylinder Except 1940 Deluxe . . . . .	7.



C522771R	1958 with Duals, Exhaust Pipe to Adapter Gasket 2" ID x 2 5/8" OD, Takes 2 . . . . .	4.75/ea
C522771R	1959-60 with Duals Except T420A, Pipe to Manifold Gasket 2" ID x 2 5/8" OD, Takes 4 . . . . .	4.75/ea
C523420R	1959-60 with Duals T420A & T425A, Pipe to Manifold Gasket 2 1/4" ID x 2 7/8" OD Takes 2 . . . . .	5.25/ea
C529542R	1955-58 with Duals, Adapter to Manifold Gasket 2" ID x 3" OD . . . . .	4.00/ea
C521676R	1956 without duals, Pipe to Crossover Gasket 2 1/8" ID x 2 3/4" OD . . . . .	5.25/ea
C529542R	1955-60 Single Exhaust, Pipe Connector to Right Manifold Gasket 2" ID x 3" OD . . . . .	4.00/ea
C523420R	1957-60 Single Exhaust Except T425A, Pipe to Connect Gasket 2 1/4" ID x 2 7/8" OD . . . . .	5.25/ea
C522771R	1958-60 Single Exhaust Except T425A, Crossover Pipe to Manifold Gasket 2" ID x 2 5/8" OD, Takes 2 . . . . .	4.75/ea
C522771R	1958-60 Single Exhaust, Pipe To Connector Gasket Takes 2 . . . . .	4.75/ea

**EXHAUST MANIFOLD FLAPPER VALVE GASKETS**

C493692R	1932 Gasket, 6 Cylinder . . . . .	8.00/ea
C496436R	1933-39 Gasket, 6 Cylinder Except 1939 . . . . .	7.75/ea

**THERMOSTAT HOUSING & WATER OUTLET GASKETS**

C525175RS	1926-32 6 Cylinder Manifold Water Outlet Gasket Set of 3 . . . . .	11.50/set
C494904R	1933-54 Thermostat Housing Gasket . . . . .	1.75/ea
C516111R	1955-59 Bypass Elbow Gasket, Takes 2, AC Cars Takes 3 . . . . .	1.50/ea
C537712R	1955-60 Except Tripower, Water Outlet Thermostat Housing Gasket . . . . .	1.50/ea
C536684R	1957-60 Tripower Water Outlet Thermostat Housing Gasket . . . . .	2.00/ea
C516111R	1960 Head Heater Elbow Gasket, Takes 2, AC Cars Takes 3 . . . . .	1.50/ea

**WATER PUMP GASKETS**

C525140R	1926-31 Pump To Block Gasket, 6 Cylinder . . . . .	8.75/ea
C493645R	1932 Pump To Block Gasket, 6 Cylinder . . . . .	8.75/ea
C494949R	1933-36 Pump To Block Gasket . . . . .	3.25/ea
C503539R	1937-48 Pump To Block Gasket . . . . .	3.75/ea
C513611R	1949-54 Pump To Block Gasket . . . . .	3.25/ea
C494956R	1933-36 Pump Body To Backing Plate Gasket . . . . .	3.25/ea
C499887R	1937-48 Pump Body To Backing Plate Gasket . . . . .	3.50/ea
C511245R	1949-54 Pump Body To Backing Plate Gasket . . . . .	3.25/ea
C518042R	1955-60 Pump To Timing Chain Cover Gasket . . . . .	3.25/ea

**CARBURETOR BASE GASKETS**

	<b>C601348R</b>	
	<b>C524039R</b>	
	<b>C523650R</b>	
C525185R	1924-28 Oakland & Pontiac 6 Cylinder Base Gasket . . . . .	5.75/ea
C601348R	1929-32 Oakland & Pontiac 6 Cylinder Base Gasket . . . . .	12.50/ea
C504279R	1933-39 All & 1940 Deluxe 8, 1bbl Base Gasket . . . . .	2.25/ea
C504279R	1940-52 6 Cylinder, 1bbl Base Gasket . . . . .	2.25/ea
C518569R	1940-54 8 Cylinder Except 40 Deluxe 8, 2bbl Thin Base Gasket . . . . .	2.75/ea
C518569R	1953-54 6 Cylinder, 2bbl Thin Base Gasket . . . . .	2.75/ea
C518568R	1953-54 6 Cylinder, 2BI Thick 7/16" Base Gasket . . . . .	16.50/ea
C518568R	1954 8 Cylinder, 2BI Thick 7/16" Base Gasket . . . . .	16.50/ea
C521157R	1955 All 4bbl Base Gasket . . . . .	4.00/ea
C518189R	1955-56 All 2bbl Base Gasket . . . . .	4.00/ea
C521241R	1956 All 4bbl Carter Base Gasket . . . . .	6.00/ea
C524039R	1957 All 4bbl Base Gasket . . . . .	8.00/ea
C523650R	1957-58 2bbl Except Tripower, 2bbl Base Gasket . . . . .	4.50/ea
C518569R	1957-60 Tripower, Fits 1957-58 All Carb, 1959-60 Center Only, 2bbl Thin Base Gasket . . . . .	2.75/ea
C531523R	1958 All 4bbl Base Gasket . . . . .	4.00/ea
C524039R	1959-60 All 4bbl Base Gasket . . . . .	8.00/ea

C523650R	1959 All 2 bbl Except T420E, 1959 Tripower Front/Rear, 2bbl Base Gasket . . . . .	4.50/ea
C536477R	1960 All 2bbl & Tripower Front/Rear, 2bbl Base Gasket . . . . .	3.00/ea

**AIR CLEANER TO CARBURETOR GASKETS**

C561624R	1955-60 4bbl Gasket . . . . .	2.75/ea
C3708408R	1957-58 Tripower All Carbs, Gasket, 3 Required . . . . .	2.50/ea
C568130R	1957-59 2bbl Except T420E, Gasket . . . . .	2.75/ea
C3708408R	1959-60 Tripower Center, Gasket . . . . .	2.50/ea
C568130R	1959-60 Tripower Front & Rear Carb, Gasket, 2 Required . . . . .	2.75/ea
C568130R	1960 HT & 2bbl Except 425E, Gasket . . . . .	2.75/ea
C3708408R	1960 MT & 2bbl 425E, Gasket . . . . .	2.50/ea

**FUEL PUMP GASKETS**

C835683R	1930-31 Oakland Pump To Block Gasket, 6 Cylinder . . . . .	3.00/ea
C489308R	1926-30 Pump To Block Gasket, 6 Cylinder . . . . .	7.50/ea
C835683R	1932-33 Pump To Block Gasket, 6 Cylinder . . . . .	3.00/ea
C9776705R	1934-60 Pump To Block Gasket . . . . .	1.50/ea
C5590039R	1941-54 Dual Diaphragm Pump Glass Bowl Gasket . . . . .	1.75/ea

**VALVE TRAIN KITS & COMPONENTS**

**VALVE TRAIN KITS**

Kit includes intake/exhaust valves, guides & springs.



C510353KIT	1935-36 Valve Train Kit, 6 Cylinder . . . . .	INQ/kit
C514252KIT	1937-54 Valve Train Kit, 6 Cylinder . . . . .	INQ/kit
C513890KIT	1937-54 Valve Train Kit, 8 Cylinder . . . . .	INQ/kit
C521988KIT	1955-56 Valve Train Kit . . . . .	INQ/kit
C531230KIT	1957-58 Valve Train Kit . . . . .	INQ/kit
C533791KIT	1959-60 Valve Train Kit . . . . .	INQ/kit

**INTAKE VALVES**

C525050SS	1926-31 Valve, 6 Cylinder Stainless Steel . . . . .	INQ/ea
C493474SS	1932 Valve, 6 Cylinder Stainless Steel . . . . .	INQ/ea
C497092OEM	1935-36 Valve, 6 Cylinder OEM Steel . . . . .	INQ/ea
C499610OEM	1937-54 Valve, 6 Cylinder OEM Steel . . . . .	22.50/ea
C499610SS	1937-54 Valve, 6 Cylinder Stainless Steel . . . . .	30.00/ea
C499608OEM	1937-54 Valve, 8 Cylinder OEM Steel . . . . .	17.00/ea
C499608SS	1937-54 Valve, 8 Cylinder Stainless Steel . . . . .	35.00/ea
C518028OEM	1955-56 Valve, OEM Steel . . . . .	18.00/ea
C518028SS	1955-56 Valve, Stainless Steel . . . . .	31.81/ea
C523807SS	1957-60 Valve, Stainless Steel Fits 1957 All & 1960 High Compression . . . . .	45.00/ea

C523807SS	1958-60 Valve, Stainless Steel with Tripower, FI or High Performance . . . . .	45.00/ea
C528863SS	1958 Valve, Stainless Steel Except Tripower, FI or High Performance . . . . .	32.84/ea
C532543OEM	1959 Valve, OEM Steel High Compression . . . . .	17.47/ea
C532543SS	1959 Valve, Stainless Steel High Compression . . . . .	40.00/ea
C528863SS	1960 Valve, Stainless Steel Low Compression . . . . .	32.84/ea

**EXHAUST VALVES**

C497091SS	1935-36 Valve, 6 Cylinder Stainless Steel . . . . .	INQ/ea
C497091OEM	1935-36 Valve, 6 Cylinder OEM Steel . . . . .	INQ/ea
C499611SS	1937-54 Valve, 6 Cylinder Stainless Steel . . . . .	43.00/ea
C499611OEM	1937-54 Valve, 6 Cylinder OEM Steel . . . . .	25.00/ea
C499609SS	1937-54 Valve, 8 Cylinder Stainless Steel . . . . .	28.00/ea
C499609OEM	1937-54 Valve, 8 Cylinder OEM Steel . . . . .	23.00/ea
C521050SS	1955-56 Valve, Stainless Steel . . . . .	27.35/ea
C521050OEM	1955-56 Valve, OEM Steel . . . . .	22.00/ea
C523803SS	1957-60 Valve, Stainless Steel Fits 1957 All & 1960 High Compression . . . . .	29.66/ea
C523803OEM	1957-60 Valve, OEM Steel Fits 1957 All & 1960 High Compression . . . . .	20.00/ea

C523803SS	1958-60 Valve, Stainless Steel with Tripower, FI or High Performance . . . . .	29.66/ea
C523803OEM	1958-60 Valve, OEM Steel with Tripower, FI or High Performance . . . . .	20.00/ea
C528868SS	1958 Valve, Stainless Steel Except Tripower, FI or High Performance . . . . .	21.00/ea
C532541SS	1959 Valve, Stainless Steel High Compression . . . . .	33.00/ea
C532541OEM	1959 Valve, OEM Steel High Compression . . . . .	20.00/ea
C528868SS	1960 Valve, Stainless Steel Low Compression . . . . .	21.00/ea

**VALVE GUIDES**

C525031R	1926-32 Intake & Exhaust Valve Guide, 6 Cylinder . . . . .	14.00/ea
C513510R	1933-54 Intake & Exhaust Valve Guide . . . . .	10.00/ea
C520347R	1955 Intake & Exhaust Valve Guide . . . . .	22.00/ea
C1406105RP	1956-60 Exhaust Valve Guide, Replacement . . . . .	4.00/ea
C2173167RP	1957-60 Intake Valve Guide, Replacement . . . . .	4.00/ea

**VALVE SPRING SETS**

1955-60 Models have both Inner & Outer Valve Springs.



C4950968RS	1933-36 Spring Set of 16, 8 Cylinder . . . . .	INQ/set
C495096RS	1935-36 Spring Set, 6 Cylinder 12 Piece Set . . . . .	INQ/set
C4996186RS	1937-40 Spring Set, 6 Cylinder 12 Piece Set . . . . .	INQ/set
C499618RS	1937-49 Spring Set of 16, 8 Cylinder . . . . .	INQ/set
C495096RS	1941-54 Spring Set, 6 Cylinder 12 Piece Set . . . . .	INQ/set
C513519RS	1950-54 Spring Set of 16, 8 Cylinder . . . . .	128.00/set
C519113RS	1955-58 Inner Spring Set of 16, Except Fuel Injection, 2-4bbl, 3-2bbl or T395A . . . . .	128.00/set
C519112RS	1955-58 Outer Spring Set of 16, Except Fuel Injection, 2-4bbl, 3-2bbl or T395A . . . . .	128.00/set
C524598RS	1956-58 Inner Spring Set of 16, Fuel Injection, 2-4bbl, 3-2bbl & T395A . . . . .	88.00/set
C524593RS	1956-58 Outer Spring Set of 16, Fuel Injection, 2-4bbl, 3-2bbl & T395A . . . . .	88.00/set
C519113RS	1959 Inner Spring Set of 16, Exc T420A or 3-2bbl . . . . .	128.00/set
C519112RS	1959 Outer Spring Set of 16, Exc T420A or 3-2bbl . . . . .	128.00/set
C519113RS	1960 Inner Spring Set of 16, Exc T425A . . . . .	128.00/set
C519112RS	1960 Outer Spring Set of 16, Exc T425A . . . . .	128.00/set
C524598RS	1959-60 Inner Spring Set of 16, 3-2bbl, T420A & T425A . . . . .	88.00/set
C524593RS	1959-60 Outer Spring Set of 16, 3-2bbl, T420A & T425A . . . . .	88.00/set

**ROCKER ARM KIT & STUDS**

C522974RS	1956-60 Arm, Push Rod & Nut Kit, 1 Kit Per Rocker . . . . .	22.00/set
C518060R	1956-60 Screw In Replacement Stud with Drilled Oil Gallery . . . . .	15.00/ea

**ENGINE COMPONENTS**

**ENGINE MOTOR MOUNTS REVULCANIZATION SERVICE**

Original Core Required; 4 Week Turn Around Time.

C497628RV	1935-36 Front, Requires The 3 Pieces In Each Mount . . . . .	220.00/pr
C759390RV	1955-58 Support Bracket with Two Holes For Front . . . . .	126.00/ea
C529879RV	1958 Rear Right Hand . . . . .	INQ/ea
C529880RV	1958 Rear Left Hand . . . . .	INQ/ea

**ENGINE SUPPORT MOTOR MOUNTS**

	<b>C499296RS</b>	
	<b>C510881RP</b>	
	<b>C522657RP</b>	
C499296RS	1936 Motor Mount Cushion, 6 Cylinder Intermediate . . . . .	70.00/pr
C752676RP	1937-39 Motor Mount, Rear . . . . .	40.00/ea
C502408RP	1937-54 Motor Mount, Front . . . . .	55.00/ea

C510881RP	1940-54 Motor Mount, with Hydramatic Trans, Rear Left Hand . . . . .	65.00/ea
C510880RP	1940-54 Motor Mount, with Hydramatic Trans, Rear Right Hand . . . . .	65.00/ea
C522657RP	1940-54 Motor Mount, with Manual Trans, Rear Left Hand . . . . .	65.00/ea
C522656RP	1940-54 Motor Mount, with Manual Trans, Rear Right Hand . . . . .	65.00/ea
C756057RP	1949-54 Canadian Pontiac Motor Mount, Rear Sideways W Shape . . . . .	48.00/ea
C377928RP	1949-54 Canadian Pontiac Motor Mount, Rear Rectangular with Studs . . . . .	41.00/ea
C377928RP	1953 Motor Mount, Rear with Powerglide . . . . .	41.00/ea
C522657RP	1955-57 Motor Mount, Rear Left Hand . . . . .	65.00/ea
C522656RP	1955-57 Motor Mount, Rear Right Hand . . . . .	65.00/ea
C761748R	1955-58 Motor Mount, Front . . . . .	55.00/ea
C543476R	1959-60 Motor Mount, Front . . . . .	12.00/ea
C537953R	1959-60 Motor Mount Bolt, Front . . . . .	25.00/ea
C532765R	1959-60 Transmission Mount . . . . .	60.00/ea

**HARMONIC BALANCER**

Assemblies includes crank flange, reinforcing plate, key & cap screws. In 1958 GM superseded the original 1955-58 Damper with the Dampers listed below.



C532492RP	1955-60 Assembly Only . . . . .	190.00/ea
C532492RPS	1955-60 Assembly with 2 Groove Pulley . . . . .	259.00/ea
C88186	1958-60 Repair Crank Sleeve . . . . .	5.00/ea
C9421227RS	1955-60 Balancer To Crankshaft Bolt & Washer . . . . .	12.00/set

**FAN BELTS**

These are modern Belts which are dimensionally correct but may differ in appearance from originals. The belts in this section are fan belts for cars without Air Conditioning. For fan belts for cars with Air Conditioning see the next section.



C494967RP	1928-29 Fan Belt, Oakland 6 . . . . .	31.00/ea
C500064RP	1930-31 Fan Belt, Oakland . . . . .	35.00/ea
C525155RP	1926-28 Fan Belt, 6 Cylinder . . . . .	24.25/ea
C527667RP	1929-32 Fan Belt, 6 Cylinder . . . . .	31.00/ea
C494967RP	1933-36 Fan Belt . . . . .	31.00/ea
C500064RP	1937-48 Fan Belt . . . . .	35.00/ea
C516636RP	1949-54 Fan Belt, Except Police Generator . . . . .	18.00/ea
C512361RP	1949-51 Fan Belt, with Police Generator . . . . .	25.50/ea
C518425RP	1955-56 Fan Belt, with Police Generator . . . . .	20.50/ea
C518069RP	1955-57 Fan Belt, Except AC or Police Generator . . . . .	19.00/ea
C523915RP	1957 Fan Belt, Tripower or Fi Except AC . . . . .	21.00/ea
C523915RP	1958 Fan Belt, Except AC . . . . .	21.00/ea
C534524RP	1959-60 Water Pump & Fan Belt . . . . .	22.00/ea

**FAN BELTS WITH AC**

C9772059RP	1955 Belt . . . . .	19.00/ea
C522519RP	1956 Belt . . . . .	18.50/ea
C524601RP	1957 Except with Tripower or FI, Belt . . . . .	20.00/ea
C524602RP	1957 with Fuel Injection, Belt . . . . .	21.00/ea
C524603RP	1957 with Tripower, Belt . . . . .	22.00/ea
C530919RP	1958 Exc AS, PS or 6 Cylinder Compressor, Belt . . . . .	18.50/



## COMPRESSOR BELTS

These are Compressor Belts for Air Conditioning & Air Suspension cars.

C518689RP	1954 AC Belt . . . . .	42.00/ea
C519317RP	1955-56 AC Belt . . . . .	22.00/ea
C524434RP	1957 AC Belt, Except Tripower or FI. . . . .	25.50/ea
C531651RP	1958 Belt, Air Suspension with AC. . . . .	18.50/ea
C531697RP	1958 Belt, Air Suspension without AC. . . . .	19.00/ea
C532517RP	1958 Belt, Double Groove Pulley & PS with AS or PS without AS. . . . .	21.00/ea
C532674RP	1958 AC Belt, Double groove pulley w/out PS or AS . . . . .	25.00/ea
C9772059RP	1958-60 AC Drive Belt, 6 Cylinder Compressor, 58" . . . . .	19.00/ea
C532674RP	1959 Belt, Air Suspension Except AC . . . . .	25.00/ea
C534312RP	1959-60 AC Drive Belt, with AC, 56 1/2". . . . .	18.50/ea

## POWER STEERING PUMP BELTS

In 1954 Pontiac used two distinct types of Power Steering Pumps. For applications not listed the power steering pump is run by the AC belt.

C517323RP	1953-54 Belt, with Rotor Type Pump, 13/32" Wide . . . . .	19.00/ea
C517873RP	1953-54 Belt, with Vane Type Pump, 13/32" Wide . . . . .	18.50/ea
C519434RP	1955-57 Belt, without AC, Tripower or Fi . . . . .	20.00/ea
C529358RP	1957 Belt, Fuel Injection or Tripower Except AC . . . . .	18.50/ea
C530071RP	1958-60 Belt . . . . .	20.50/ea

## OIL PAN BOLTS & REINFORCEMENT



C180087RPS	1937-39 8 Cylinder, Tray To Cylinder Block Bolts . . . . .	1.00/pr
C180075RPS	1933-54 Pan To Cylinder Block Bolt 31 Piece Set . . . . .	7.75/set
C504256RS	1955-60 Reproduction V8, Pan To Cylinder Block Bolt 17 Piece Set . . . . .	24.00/set
C180077RPS	1955-60 Replacement V8, Pan To Cylinder Block Bolt 17 Piece Set . . . . .	6.80/set
C484083RS	1959-60 Oil Pan Reinforcement Brackets . . . . .	18.00/pr

## OIL DRAIN PLUGS

C103868RP	1924-32 Plug, 1/2" . . . . .	6.10/ea
C3923420R	1933-60 Plug with Gasket, 1/2"-20. . . . .	2.00/ea
C3866776R	1933-60 Magnetic Plug with Gasket, 1/2"-20 . . . . .	8.75/ea
C3923420OS	1933-60 Single Oversize Plug with Gasket, 1/2"-20. . . . .	3.15/ea
C513975R	1933-60 Plug Gasket. . . . .	0.75/ea

## OIL PUMPS & DRIVE SHAFTS



C527566RB	1926-32 Pump Rebuild Service . . . . .	INQ/ea
C511232RB	1933-48 Pump Rebuilt Short Gear, \$95 Core Charge . . . . .	200.00/ea
C517091RB	1949-54 Pump Rebuilt Long Gear, \$95 Core Charge . . . . .	195.00/ea
C523473RB	1955-58 Pump Rebuilt, \$95 Core Charge. . . . .	195.00/ea
C9787517RP	1959-60 Pump, Standard Pressure with 9/16" Diameter Screen Hole . . . . .	87.00/ea
C544491RP	1959-60 Pump, High Pressure with 3/4" Diameter Screen Hole . . . . .	82.00/ea
C518022R	1955-60 Oil Pump Drive Shaft . . . . .	10.00/ea

## OIL DIPSTICK TUBES

C518117R	1955-56/59-60 Lower Tube . . . . .	28.00/ea
C9795830R	1957-58 Tube To Block, Pushes Up Into Block . . . . .	34.00/ea
C3896912RS	1955-60 Universal Dipstick & Upper Tube Set, 19" From Tip To Ferrule, Suitable For Shortening & Remarkings To Suit . . . . .	28.00/set

## OIL FILTER ELEMENTS

The Oil Filler Cap is sometimes confused with the Oil Filter. The 1933-54 Oil Filter was an accessory installed on the front of the engine. It uses a cartridge that goes inside a housing. Different sized filters can be found on early cars. The ones listed below are the most common.



C5572288R	1933-48 Accessory Canister Type Oil Filter Element, 4 1/2" X 4 3/4", Bypass. . . . .	24.00/ea
C853472RP	1949-54 Purolator Accessory Canister Type Oil Filter Element, 4 1/2" X 3 3/4", Bypass. . . . .	16.00/ea
C5572128R	1955-59 Canister Type Oil Filter Element, Full Flow . . . . .	23.00/ea
C6437462BR	1960 Reproduction Oil Filter Element, Delco PF-24, White with Blue/Red Signage . . . . .	INQ/ea

## OIL FILLER CAPS - REPRODUCTION



C1552232R	1955-57 with Standard Air Cleaner with Decal . . . . .	51.00/ea
C1553179RS	1956 2-4bbl Air Cleaner, Push On Cap Exact Reproduction with Orange & Black Decal . . . . .	64.50/set
C1553179RS	1957-58 Tripower or Fuel Injection, Push On Cap with Orange & Black Decal. . . . .	64.50/set
C1552233R	1958 with Standard Air Cleaner Except AS, Includes Decal . . . . .	42.00/ea
C1553179RS	1958 All HD Air Cleaner, Push On Cap with Orange & Black Decal. . . . .	64.50/set
C1552232R	1959-60 with Standard Air Cleaner, Includes Decal . . . . .	51.00/ea

## OIL FILLER CAPS - REPLACEMENT

C1552232RP	1955-57 with Standard Air Cleaner, Twist-In Type Cap, Includes Decal. . . . .	20.50/set
C1553179RPS	1956 2-4Bbl & 1958 All HD Air Cleaner, Cap with Orange & Black Decal . . . . .	18.00/set
C1553179RPS	1957-58 Tripower or Fuel Injection, Cap with Orange & Black Decal . . . . .	18.00/set
C1552232RP	1959-60 with Standard Air Cleaner, Twist-In Type Cap, Includes Decal. . . . .	20.50/set

## OIL PRESSURE LINES & SWITCH



COPLK	1926-58 Universal Gauge Link Kit, 6' 1/8" Line with Fittings & Adapters . . . . .	23.00/kit
COPL416OEM	1941-42 Line, 6 Cylinder OEM Steel . . . . .	18.00/ea
COPL416SS	1941-42 Line, 6 Cylinder Stainless Steel . . . . .	20.00/ea
COPL466OEM	1946-48 Line, 6 Cylinder OEM Steel . . . . .	18.00/ea
COPL466SS	1946-48 Line, 6 Cylinder Stainless Steel . . . . .	20.00/ea
COPL496OEM	1949-52 Line, 6 Cylinder OEM Steel . . . . .	18.00/ea
COPL496SS	1949-52 Line, 6 Cylinder Stainless Steel . . . . .	20.00/ea
COPL498OEM	1949-52 Line, 8 Cylinder OEM Steel . . . . .	18.00/ea
COPL498SS	1949-52 Line, 8 Cylinder Stainless Steel . . . . .	24.00/ea
COPL538OEM	1953-54 Line, 8 Cylinder OEM Steel . . . . .	18.00/ea
COPL538SS	1953-54 Line, 8 Cylinder Stainless Steel . . . . .	20.00/ea
C3818783R	1959-60 Switch, Except Auxiliary Gauge Panel. . . . .	10.00/ea

## TIMING CHAIN COVER STUDS & PLUGS

C531295RS	1955-60 Cover to Block Studs, 3 5/16" long. . . . .	20.00/pr
C501383RP	1938-39 Square Rubber Plug, fits 1 5/8" x 1 5/8" Hole . . . . .	22.00/ea

## CRANKSHAFTS & COMPONENTS

C499584RB	1937-38 6 Cylinder Reground Crankshaft with 7/16" flywheel bolts . . . . .	INQ/ea
C499586RB	1937-49 8 Cylinder Reground Crankshaft. . . . .	INQ/ea
C513513RB	1950-53 8 Cylinder Reground Crankshaft. . . . .	INQ/ea
C9779068R	1955-60 High Performance Reproduction. . . . .	INQ/ea
C99186	1958-60 Crankshaft Repair Sleeve, 2-187" OD x 1" for 1-866-1-872" Shaft. . . . .	45.00/ea
C518116R	1955-60 Thrust Plate. . . . .	20.00/ea
C503909RP	1926-54 Sprocket Nut, 1-14 . . . . .	10.00/ea

## FUEL PUMP ECCENTRIC

C9777561R	1955-60 Fuel Pump Eccentric . . . . .	48.00/ea
-----------	---------------------------------------	----------

## VALVE ROCKER ARM COVERS - CHROME



C9776740RS	1959-60 Covers Originally Painted, Two Oil Filler Cap Openings . . . . .	143.00/pr
C9776742RS	1959-60 Covers Originally Painted, One Oil Filler Cap & One PVC Opening. . . . .	143.00/pr

## VALVE COVER BOLT SETS



C513564RPS	1936-54 Replacement 8 Piece Bolt Set . . . . .	16.00/set
C9776669RS	1955-60 Reproduction 8 Piece Bolt Set with Correct Markings . . . . .	19.00/set

## VALLEY PAN GASKET & BOLTS

C9778780RS	1959-60 Pan Gasket Set. . . . .	12.50/set
C180091E	1955-60 Pan To Cylinder Block Bolts, Use with Original Pan . . . . .	1.20/set

## CYLINDER HEAD BOLTS

C519453R	1955-60 Black Oxidized Bolt with Stud On Head, 1/2-13X4 . . . . .	8.00/ea
----------	---	---------

## COOLING SYSTEM

### RADIATOR CAPS - REPRODUCTION

These are show quality reproductions of the original radiator caps.



C497778R	1935-36 Cap, Non-Pressurized with Bail For Cars with Cammed Filler Neck. . . . .	50.00/ea
C594498R	1937-40 Cap, 6 Cylinder Non-Pressurized . . . . .	36.00/ea
C850798R	1937-50 Cap #7, 1937-40 8 Cylinder & 1941-50 All . . . . .	36.00/ea
C850795R	1951-56 Cap #7, 1951-54, 1956 Except AC. . . . .	36.00/ea
C850795R	1955 Cap #7, All Models . . . . .	36.00/ea
C850800R	1954-56 Cap #13, 1954 & 1956 with AC . . . . .	36.00/ea
C850800R	1957-59 Cap #13, Except AC or HD Radiator. . . . .	36.00/ea
C850800R	1960 Cap #13, All with 13lb Cap. . . . .	36.00/ea
C861050R	1957-60 Cap #15, 1957-58 with AC & 1960 All 15lb Cap. . . . .	36.00/ea
C861050R	1959 Cap #15, All with AC or HD Radiator . . . . .	36.00/ea

### RADIATOR CAPS - REPLACEMENT

C497778RP	1935-36 Cap, Non-Pressurized for Cars with cammed filler neck . . . . .	15.00/ea
C594498RP	1937-40 Cap, 6 Cylinder Non-Pressurized . . . . .	8.00/ea
C850798RP	1937-48 Cap #4, 1937-40 8 Cylinder & 1941-48 All. . . . .	9.00/ea
C850796RP	1937-50 Cap #7, 1937-40 8 Cylinder, 1941-50 All . . . . .	12.00/ea
C850795RP	1951-56 Cap #7, 1951-54 & 1956 Except AC. . . . .	13.00/ea

C850795RP	1955 Cap #7, All Models . . . . .	13.00/ea
C850800RP	1954-56 Cap #13, 1954 & 1956 with AC . . . . .	12.00/ea
C850800RP	1957-59 Cap #13, Except AC or HD Radiator. . . . .	12.00/ea
C850800RP	1960 Cap #13, All with 13lb Cap. . . . .	12.00/ea
C861050RP	1957-60 Cap #15, 1957-58 with AC & 1960 All 15lb Cap. . . . .	16.00/ea
C861050RP	1959 Cap #15, All with AC or HD Radiator . . . . .	16.00/ea

## RADIATOR PETCOCK, MOUNTING KITS & SHIMS



C9427524	1939-54 Brass Radiator Petcock, without Drain Pipe . . . . .	3.25/ea
C9427524	1955-60 Brass Radiator Petcock . . . . .	3.25/ea
C522435RPS	1933-57 Radiator Support Mounting Kit, Includes Shims with Two Mounting Holes, Plates & Spacers . . . . .	18.50/set
C985528RS	1937-54 Accessory Radiator Overflow Tank with hose, Mounting bracket & screws. . . . .	128.00/set
C530117RP	1949-60 Radiator Support Shim, 2" x 1 1/2" x 1/8" thick with 5/8" slot. . . . .	1.00/ea

## RADIATOR HOSES - UPPER

All of the below are smooth, un-ribbed, molded, modern trim-to-fit hoses.



CU2010R	1926-27 Hose, Oakland 6 Cyl Straight 1 1/4" x 10" . . . . .	16.00/ea
CU20105R	1928-29 Hose, Oakland 6 Cyl Straight 1 1/4" x 10 1/2" . . . . .	14.00/ea
CU244625R	1930 Hose, Oakland Straight, 1 1/2" x 4 5/8" . . . . .	8.00/ea
CU24625R	1931 Hose, Oakland 8 Cyl Straight, 1 1/2" x 6 1/4" . . . . .	9.00/ea
CU2010R	1926-28 Hose, 6 Cylinder Straight 1 1/4" x 10" . . . . .	16.00/ea
CU2011R	1929-32 Hose, 6 Cylinder Straight, 1 1/4" x 11" . . . . .	16.00/ea
CU244625R	1930-32 Hose, 8 Cylinder Straight, 1 1/2" x 4 5/8" . . . . .	8.00/ea
C506228R	1933-36 Hose, Curved, 1 1/2" x 9 3/4". . . . .	23.00/ea
C393881R	1937-38 Hose, Straight 1 3/4" x 9 1/2". . . . .	11.50/ea
C502025R	1939-40 Hose, Curved, 1 3/4" x 9 1/2". . . . .	22.00/ea
C506226R	1941-48 Hose, 6 Cylinder Curved 1 3/4" x 13 1/2" . . . . .	22.00/ea
C506227R	1941-48 Hose, 8 Cylinder Curved 1 3/4" x 8 1/2" . . . . .	22.00/ea
C511596R	1949-54 Hose, 6 Cylinder Curved 1 3/4" x 13 9/16" . . . . .	22.00/ea
C511597R	1949-54 Hose, 8 Cylinder Exc AC Curved 1 3/4" x 8 5/16". . . . .	22.00/ea
C518750R	1954 Hose, 8 Cylinder with AC Curved, 1 3/4" x 9 1/2". . . . .	22.00/ea
C519760R	1955-56 Hose, with AC 1 3/4" x 3 1/2". . . . .	18.75/ea
C518188R	1955-56 All without AC Hose, Curved, 1 3/4" x 12 3/4" . . . . .	22.00/ea
C523919R	1957 Hose, Except AC or Tripower Curved, 1 3/4" x 12 3/4" . . . . .	22.00/ea
C523922R	1957 Hose, Tripower Except AC Curved, 1 3/4" x 10" 22.00/ea	22.00/ea
C530428R	1957 Hose, Tripower with AC Curved, 1 3/4" x 15" . . . . .	22.00/ea
C530428R	1957 All with AC Exc Tripower Curved, 1 3/4" x 22" . . . . .	22.00/ea
C530428R	1958 Except Tripower or FI Curved, 1 3/4" x 17" . . . . .	22.00/ea
C531062R	1958 Hose, Fuel Injection 1 3/4" x 19 1/2". . . . .	22.00/ea
C530082R	1958 Hose, Tripower Curved, 1 3/4" x 13 1/2". . . . .	19.00/ea
C532781RP	1959 Hose, 2 & 4bbl Except AS 1 3/4" x 16 3/8" . . . . .	22.00/ea
C519760R	1959 Hose, AS 1 3/4" x 3 1/2". . . . .	18.75/ea
C536679R	1960 Hose, 2/4bbl 1 3/4" x 16 1/2". . . . .	20.00/ea
C532650RP	1959-60 Hose, Tripower 1 3/4" x 13 3/4" . . . . .	22.00/ea



## RADIATOR HOSES - LOWER

All of the below are smooth, un-ribbed, molded, modern trim-to-fit hoses.

CL20825R	1926-27 Hose, Oakland 6 Cyl Straight 1 1/4" x 8 1/4"	11.00/ea
CL202625R	1928-29 Hose, Oakland 6 Cyl Straight 1 1/4" x 2 5/8"	7.00/ea
CL244R	1930 Hose, Oakland Straight 1 1/4" x 4"	7.00/ea
CL24575R	1931 Hose, Oakland 8 Cyl Straight 1 1/2" x 5 3/4"	9.00/ea
CL205R	1926-27 Hose, 6 Cylinder Straight 1 1/4" x 5"	9.00/ea
CL202625R	1928-29 Hose, 6 Cylinder Straight 1 1/4" x 2 5/8"	7.00/ea
CL242625R	1930-32 Hose, 6 Cylinder Straight 1 1/2" x 2 5/8"	7.00/ea
CL244R	1932-35 Hose, Straight 1 1/4" x 4"	7.00/ea
C494061R	1932 Hose, Straight 1 1/2" x 9 3/4"	13.00/ea
CL2465R	1933-34 Hose, 8 Cylinder Straight 1 1/2" x 6 1/2"	9.00/ea
CL24725R	1935-36 Hose, Straight 1 1/2" x 7 1/4"	10.50/ea
C506228R	1937-48 Hose, Curved, 1 1/2" Diameter	23.00/ea
C511746R	1949-54 Hose, 6 Cylinder Curved 1 3/4" x 17 3/4"	22.00/ea
C511747R	1949-54 Hose, 8 Cylinder Curved, 1 3/4" x 18 1/8"	22.00/ea
C518186R	1955-56 Hose, without AC Curved 2" x 11"	21.00/ea
C530432R	1957-58 All Curved, 2" Diameter	28.00/ea
C518186R	1959 Hose, 2-4bbl 3 7/8" Curved 2" x 11"	21.00/ea
C536680R	1959-60 Hose, 15 3/16"	22.00/ea

## BYPASS HOSE - WATER PUMP TO CYLINDER HEAD

C524631RS	1955-59 Bypass Hose, 1 1/2" x 4"	14.60/pr
-----------	----------------------------------	----------

## RADIATOR HOSE CLAMPS



C111616R	1926-29 to VIN 490158 6 Cyl Lower Clamp, for 1 1/4" ID, 1 5/8" OD	4.75/ea
C111616R	1926-32 6 Cyl Upper Clamp, for 1 1/4" ID, 1 5/8" OD	4.75/ea
C111619R	1928-29 from Pontiac VIN#490159 & 1930-48 All Lower Clamp, for 1 1/2" ID, 1 7/8" OD	4.00/ea
C111619R	1932-36, 1930-32 8 Cyl & 1932-36 All Upper Clamp for 1 1/2" ID, 1 7/8" OD	4.00/ea
C3749810R	1955-60 Bypass Hose Spring Type Clamp, for 1 1/2" ID, 1 7/8" OD Hose	2.00/ea
C2465814R	1955-60 Spring Type Lower Clamp, for 2" ID, 2 3/8" OD	4.50/ea
C2468878R	1955-60 Spring Type Upper Clamp, for 1 3/4" ID, 2 1/8" OD	2.50/ea

## THERMOSTATS & RETAINER RING

All Thermostats listed below include a gasket & are modern replacements that requires retainer C500171R for installation. The retainer ring installs round side into the thermostat housing, & may require bending tabs to fit. Flat end of the thermostat faces the engine. Original style thermostats may be available, please inquire.



C500171R	1933-54 Thermostat Retainer Ring, Stainless Steel	9.00/ea
C3141725RP	1933-60 160 Degree Thermostat	12.00/ea
C3141725SS	1933-60 160 Degree Thermostat, Stainless Steel	17.00/ea
C3136185RP	1933-60 180 Degree Thermostat	12.00/ea
C3136185SS	1933-60 180 Degree Thermostat, Stainless Steel	17.00/ea
C3030055RP	1933-60 195 Degree Thermostat	12.00/ea
C3030055SS	1933-60 195 Degree Thermostat, Stainless Steel	17.00/ea

## WATER PUMPS

On most Pontiac Water Pumps, the gasket surrounds only the outlet of the pump. Due to a fire at the factory, some 1953 Pontiacs were fitted with a Chevrolet Powerglide transmission requiring transmission cooler lines run from the Water Pump. This application uses the ordinary 1953 pump tapped for the cooler lines. \$100 Core Charge on all Rebuilt pumps.

C508708R



CWP2637RB	1926-36 Water Pump Rebuild Service	INQ/ea
C522932RB	1937-48 Except 1939-40 6 Cylinder Rebuilt, Flat Top Assembly with Gasket, 1 3/4" hub height	INQ/ea
C509117RB	1937-48 Except 1939-40 6 Cylinder Rebuilt, Dome Type Assembly with Gasket	INQ/ea
C514290RB	1939-40 6 Cylinder Rebuilt, Flat Top Assembly with Gasket, 3" Hub Height	INQ/ea
C522933R	1949-54 New Water Pump Assembly with Gasket	155.00/ea
C522934R	1955-60 New Water Pump Assembly with Gasket, 4 Mounting Holes	157.00/ea

## WATER DISTRIBUTION TUBE

C508708R	1937-54 Tube, 6 Cylinder	100.00/ea
C508710R	1937-54 Tube, 8 Cylinder	170.00/ea

## TEMPERATURE SENDING UNITS & SWITCHES

C12334869	1939-52 with 12 Volt, Temperature Sending Unit, threaded top terminal	16.50/ea
C12334869	1957-58 Temperature Sending Unit, threaded top terminal	16.50/ea
C1993581RP	1959-60 Exc Auxiliary Gauges, Temperature Switch	19.50/ea

## TRIPower & FUEL INJECTION


### FUEL INJECTION COMPONENTS



Save 25% on Fuel Injection Gaskets when purchased with the Spacer Set.

C7014717RS	1957-58 Grommet 9 Piece Set	175.00/set
C524894RS	1957-58 Spacer/Insulator Plates, Phenolic Resin 800X Insulating Value	100.00/pr
C524891RS	1957-58 Intake Gasket 6 Piece Set	60.00/set
C7014397RS	1957 Nozzle Block Gasket Set of 8	16.00/set
C7014464O	1957-58 Pump To Fuel Filter Line, 2 Pieces In OEM Steel	34.00/set
C7014464SS	1957-58 Pump To Fuel Filter Line, 2 Pieces In Stainless Steel	56.00/set
C524903RP	1957-58 Fuel Injection Filter Bracket	63.25/ea
C528612R	1957 Fuel Injection Right Hand Exhaust Adapter	185.00/ea

### TRIPower FUEL LINE SETS



CFPTC573O	1957 Line Set, Includes Fittings	35.50/set
CFPTC583O	1958 Line Set, Includes 4-Way Fuel Block & 3 90 Degree Fittings	72.00/set
CFPTC603O	1959-60 Line Set, Includes 4-Way Fuel Block & 3 90 Degree Fittings	72.00/set

### TRIPower WEATHERHEAD FUEL LINE FITTING & BLOCK

C533212R	1958-60 Fitting, 105 Degree	16.00/ea
C538570R	1959-66 Fitting, 90 Degree	3.00/ea
C530508R	1958-60 4-Way Fuel Block	51.00/ea

### TRIPower MECHANICAL LINKAGE SET

C530735RS	1957-58 Linkage Set	66.00/set
C533631RS	1959-60 Linkage Set	55.00/set

### TRIPower SECONDARY RODS & ROD SPRINGS

C7011009R	1957-58 Rod with Clips	10.00/ea
C7015362R	1959-60 Rod with Clips	10.00/ea
C7029789RS	1959-60 with Mechanical Linkage, Springs	5.00/pr
C7029789HD	1959-60, Heavy Duty For Vacuum System Springs	5.50/pr

### TRIPower THROTTLE CONTROL RETURN SPRINGS

C9789460R	1959-77 Yellow, Original Tripower & 4bbl Cars	5.50/ea
C9788606R	1959-77 Blue, Some 1961-66 Tripower & 1961-77 4bbl Cars	5.50/ea

## TRIPower PUMP RODS

C7005816R	1957-58 Pump Rod For Front Carb	7.75/ea
C7029690R	1959-60 Pump Rod For Front Carb	7.75/ea
C7012555R	1957-58 Pump Rod For Center or Rear Carbs	7.75/ea
C7013998R	1959-66 Pump Rod For Center Carb	7.75/ea
C7028763R	1959-66 Pump Rod For Rear Carb	7.75/ea

## TRIPower LINKAGE LEVERS

C7027767R	1957-60 Front Carb Linkage Lever	7.00/ea
C7011897R	1957-60 Rear Carb Linkage Lever	7.00/ea
C7013253R	1959-60 Lower Accelerator Pump Rod Lever, For Front Carb	7.50/ea
C7013250R	1959-60 Accelerator Pump Lever, For Front or Rear Carb	7.50/ea

## TRIPower SHAFTS, CAMS & ARMS

C7010032R	1957-60 Throttle/Choke Shaft, Front or Rear Carb	23.50/ea
C7011511R	1960 Throttle/Choke Shaft For Center Carb	23.50/ea
C9777060R	1960 Throttle Shaft Bracket Arm For Center Carb	24.50/ea
C7028757R	1959-60 Accelerator Pump Rod Shaft For Front or Rear Carb	9.25/ea
C7016086RS	1959-60 Fast Idle Cam Assembly for Center Carb	48.00/set

## TRIPower VACUUM FITTINGS & PLUGS

C528721R	1957-58 Center Carb Fitting	53.00/ea
C533689R	1959-60 All with AC Center Carb Fitting	53.00/ea
C528722R	1957-58 Front Carb Power Brake 90 Degree Fitting, Use with C528722P	55.00/ea
C533225R	1960 without Power Brakes, Brake Line Fitting, Use with C528722P	19.00/ea
C6259151R	1957-58 without AC, Center Carb Fitting Plug	29.00/ea
C528722P	1957-60 without Power Brake, Brake Line Fitting Plug	29.00/ea
C533698R	1959-60 without AC, Center Carb Fitting Plug	29.00/ea

## TRIPower PLATES

C7007151R	1955-60 Center Carb Choke Valve Choke Plate	8.50/ea
C7013563TB	1959-60 Front/Rear Carb Throttle Plates	25.30/pr
C7016787TB	1959-60 Center Carb Throttle Plates	24.30/pr

## TRIPower CLIPS, RUBBER PLUGS & SPRINGS

C2294788R	1957-60 Throttle Rod Clip, For 1/4" Diameter Rod, Right Hand	1.00/ea
CVPPK	1957-60 Vacuum Port Plug Kit, 4X 1/4", 1/8", 3/16"	3.00/set
C7011479SS	1957-60 Stainless Steel Idle Air Adjusting Screw/Needle Springs	8.00/pr

## TRIPower AIR CLEANERS & ELEMENTS - ORIGINAL STYLE



C1553222RS	1957 Assembly with Lid & Cleaner, Single Large Air Cleaner	749.00/ea
C1553222L	1957-58 Lid, Pie Wedge Detail	150.00/ea
C1554060L	1959-60 Lid, Flat	150.00/ea
C1553443RP	1957-60 Pleated Paper Single Large Element	28.00/ea

## TRIPower AIR CLEANERS & ELEMENTS - REPLACEMENT STYLE

For replacing single large air cleaner with three small single air cleaners.




C6420700RS	1957-60 Foam Element Set of 3	70.00/set
C6422468RS	1957-60 Pleated Paper Element Set	46.00/set
C6424292RS	1957-60 Lids & Bases Set of 3	112.00/set
C6420618RS	1957-60 Screens Set of 3	70.00/set

## FUEL & EXHAUST SYSTEMS

### ACCELERATOR PEDAL REVULCANIZATION SERVICE

Please allow 3 weeks for this service. Old Accelerator Pedal Required for Revulcanization.



C399623RV	1933-36 Brown	125.00/ea
C499976BL	1937-38 Black	125.00/ea
C499976BR	1937-38 Brown	125.00/ea
C502348BL	1939 Deluxe, Black	125.00/ea
C502348BR	1939 Deluxe, Brown	125.00/ea
C502347BL	1939 25 Special & Quality 6, Black	125.00/ea
C502347BR	1939 25 Special & Quality 6, Brown	125.00/ea
C504292BR	1940 Deluxe, Special & Quality 6, Brown	125.00/ea
C504293BR	1940 28 Deluxe 8, Brown	125.00/ea
C504294BR	1940 Torpedo 8, Brown	125.00/ea
C505730BL	1941-42 Black	125.00/ea
C505730BR	1941-42 Brown	125.00/ea
C511007BL	1946-57 Black, 1946-54 & 1949-57 RHD Models	125.00/ea
C511007BR	1946-57 Brown, 1946-54 & 1949-57 RHD Models	125.00/ea

### ACCELERATOR ROD TOE BOARD BELLOW

C1338148R	1926-40 Board Bellow, Replacement	8.00/ea
C505779RP	1941-48 Board Bellow, Replacement	14.00/ea
C519357R	1949-57 Board Bellow, 1949-54 Replacement, Original For 1955-57	15.00/ea

### AIR CLEANER FILTER ELEMENTS



C1528439R	1937-54 6 Cylinder Copper Mesh Element, Standard Type #1, 7" x 1 3/8", 5 5/8" ID	44.00/ea
C1528698R	1949-54 8 Cylinder Copper Mesh Element, Standard Type #6, 8" x 1 1/2", 6 1/4" ID	44.00/ea
C1553782RP	1958 Standard Except Tripower or FI Element, 10" x 3", 8 3/4" ID Replaces A-96-C, 109-C, 180-C	25.00/ea
C1553695RP	1958 HD Except Tripower Element, Replaces A-63C	25.00/ea
C1553782RP	1959-60 Except Tripower Element 10" x 3" H, 8 3/4" ID, Replaces A-109-C, 96-C, 180-C	25.00/ea
C5645017RP	1959-60 2bbl HD Element, Replaces A-86C	20.00/ea
C1553695RP	1959-60 4bbl HD Element, Replaces A-63C	25.00/ea

### CARBURETORS

C7002870RP	1935-52 1bbl Replacement Carburetor, Comes with Universal Air Cleaner Bracket, Adapter Plate May Be Available For 2bbl Applications	299.00/ea
------------	---	-----------

### CARBURETOR BASE THROTTLE BODIES



C7011638R	1957-58 Tripower, Center Carb	126.50/ea
C7011090R	1957-58 Tripower, Front Carb	108.00/ea
C7011639PR	1957-58 Tripower, Rear Carb, Progressive Linkage Type	108.00/ea
C7011639VR	1957-58 Tripower, Rear Carb, Vacuum Line Type	92.50/ea
C7021765R	1959-60 Tripower, Center Carb	126.50/ea
C7013561PR	1959-60 Tripower, Front Carb, Progressive Linkage Type	110.00/ea
C7013561VR	1959-60 Tripower, Front Carb, Vacuum Line Type	110.00/ea
C7013563PR	1959-60 Tripower, Rear Carb, Progressive Linkage Type	110.00/ea
C7013563VR	1959-60 Tripower, Rear Carb, Vacuum Line Type	110.00/ea
C7013885R	1959-60 Tripower End Carburetor Top Plate/Air Horn, May Require Plug For Accelerator Pump Lever Shaft	100.00/ea






### CARBURETOR BASE THROTTLE GASKETS

C7015148R	1957-58 Tripower Body to Float Bowl Gasket . . . . .	4.00/ea
C7013680R	1959-60 Tripower Center Body to Float Bowl Gasket . . . . .	4.00/ea
C7015106R	1959-60 Tripower Front/Rear Body to Float Bowl Gasket . . . . .	4.00/ea
C7021007R	1959-60 Tripower Front/Rear Plate to Bowl Gasket . . . . .	4.00/ea

### CARBURETOR REBUILD KITS

Kits include the accelerator pump, needle & seat, gaskets, check valves, clips, springs, & other small parts.

[For carb numbers, refer to Carb Numbers Section on Page 102.](#)

		
C603971R	1926-30 Carter 1bbl Kit, for Updraft Carburetor with brass bowl . . . . .	32.50/ea
C7001330R	1933-38 Carter W1-1 1bbl Kit . . . . .	45.00/ea
C609993R	1937-48 1bbl Carter W-1 Kit with flat Shaft accel pump Kit . . . . .	48.00/ea
C7001392R	1939-40 Carter WA-1 1bbl Kit, Except 1940 Torpedo 8 . . . . .	46.00/ea
C7001331R	1940 Carter WDO 2bbl Carburetor Rebuild Kit, Torpedo 8 . . . . .	48.00/ea
C7001330R	1941-42 Carter W1-1 1bbl Kit, 6 Cylinder . . . . .	45.00/ea
C7001331R	1941-46 Carter WDO 2bbl Carburetor Rebuild Kit, 8 cylinder . . . . .	48.00/ea
CST4152	1941-52 Stromberg BXOV 1bbl Kit, 6 Cylinder Replacement . . . . .	48.00/ea
CST4154	1941-54 Stromberg AAV-26/AAUVB Kit, 8 Cylinder Replacement . . . . .	51.00/ea
C7001392R	1946-52 Carter WA-1 1bbl Kit, 6 Cylinder . . . . .	46.00/ea
C7012151R	1947-54 Carter WCD & Rochester RPD 2bbl Kit, 8 Cylinder . . . . .	46.00/ea
C7002379R	1951-52 Rochester 1bbl Kit, American 6 Cylinder BC MX-189 . . . . .	44.00/kit
C7006045R	1953-54 Carter WCD 2bbl Kit, 6 Cylinder . . . . .	46.00/ea
C7012153R	1955 Carter WGD 2bbl Kit . . . . .	45.00/ea
C7009153R	1955-56 Rochester 4GC 4bbl Kit, fits 1955 Rochester & early 1956 . . . . .	45.00/ea
C7009925R	1955-56 Rochester 2GC 2bbl Kit . . . . .	44.00/ea
CST5556	1955-56 Stromberg WW 2bbl Kit, Replacement . . . . .	48.00/ea
C7012155R	1955-57 Carter WCFB 4bbl Kit . . . . .	46.00/ea
C566513R	1956 Carter WGD 2bbl Kit, with Hydramatic . . . . .	45.00/ea
C7009932R	1956 Rochester 4GC 4bbl & 2-4bbl Kit, 2 Required for 2-4bbl . . . . .	46.00/ea
C7015821R	1957-58 Rochester 2GC 2bbl Kit, with Hydramatic . . . . .	45.00/ea
C7015856R	1957-58 Rochester 2GC 2bbl Kit, with Manual Trans . . . . .	45.00/ea
C7015835R	1957-58 Rochester 4GC 4bbl Kit . . . . .	45.00/ea
C7015832RS	1957-58 Rochester 2GC 2bbl Kit, Tripower All 3 Carbs . . . . .	102.00/set
C7015832R	1957-58 Rochester 2GC 2bbl Kit, Tripower Front or Rear Carb . . . . .	39.00/ea
C7015856R	1957-60 Rochester 2GC 2bbl Kit, Tripower Center Carb . . . . .	45.00/ea
C7012844R	1957-60 Carter AFB 4bbl Kit . . . . .	56.00/ea
C7016021R	1958-59 Rochester 2GC/GV 2bbl Kit, 1958 Except Tripower, 1959 Except T420E . . . . .	45.00/ea
C7015959R	1959-60 Rochester 2GC 2bbl Kit, 1959 T420E, 1960 T425E . . . . .	45.00/ea
C7015939RS	1959-60 Rochester 2GC 2bbl Kit, Tripower All 3 Carbs . . . . .	102.00/kit
C7015939R	1959-60 Rochester 2GC 2bbl Kit, Tripower Front or Rear Carb . . . . .	39.00/ea
C7015856R	1957-60 Rochester 2GC 2bbl Kit, Tripower Center Carb . . . . .	45.00/ea
C7016021R	1960 Rochester 2GC/GV 2bbl Kit, with Hydramatic Except T425E . . . . .	45.00/ea
C7015144R	1960 Carter AFB 4bbl Kit . . . . .	55.00/ea

### CARBURETOR FLOATS

C348520R	1926-30 Carter 1bbl Updraft Brass Bowl, Float . . . . .	65.00/ea
C1875552R	1933-38 Carter W1-1 1bbl Brass Float . . . . .	45.00/ea
C1875205R	1939-40 Carter WA-1 1bbl Float, Except 1940 Torpedo 8 . . . . .	45.00/ea
C1875352R	1940 Carter WDO 2bbl Brass Float, Torpedo 8 . . . . .	48.00/ea
C1875552R	1941-42 Carter W1-1 1bbl Brass Float, 6 Cylinder . . . . .	45.00/ea
C1875352R	1941-48 Carter WDO 2bbl Brass Float, 8 Cylinder . . . . .	48.00/ea
C1875205R	1946-52 Carter WA-1 1bbl Float, 6 Cylinder . . . . .	45.00/ea
C7000676R	1947-54 Carter WCD 2bbl Brass Float, 8 Cylinder . . . . .	48.00/ea
C7000676R	1953-54 Carter WCD 2bbl Brass Float, 6 Cylinder . . . . .	48.00/ea
C7017488R	1955-56 Rochester 4bbl Brass Float . . . . .	50.00/ea
C7000273R	1955-60 Rochester 2bbl Brass Float . . . . .	15.00/ea
C7010064RP	1957-60 Carter AFB 4bbl Float . . . . .	15.00/ea
C7012028R	1957-60 Rochester 2bbl Tripower Front/Rear Float . . . . .	16.00/ea
C7000273R	1957-60 Tripower Center Carb Rochester 2bbl Brass Float, . . . . .	15.00/ea
C7000273RS	1957-60 Tripower Float Set of 3 . . . . .	39.00/set

### CHOKE TUBES

			
C518256R	1955-60 Internal Intake Manifold Choke Heat Tube . . . . .	30.00/ea	
CT416OEM	1941-42 Tube, 6 Cylinder OEM Steel . . . . .	14.00/ea	
CT416SS	1941-42 Tube, 6 Cylinder Stainless Steel . . . . .	20.00/ea	
CT466OEM	1946-48 Tube, 6 Cylinder OEM Steel . . . . .	14.00/ea	
CT466SS	1946-48 Tube, 6 Cylinder Stainless Steel . . . . .	20.00/ea	
CT496OEM	1949-52 Tube, 6 Cylinder OEM Steel . . . . .	14.00/ea	
CT496SS	1949-52 Tube, 6 Cylinder Stainless Steel . . . . .	20.00/ea	
CT498OEM	1949-52 Tube, 8 Cylinder OEM Steel . . . . .	15.00/ea	
CT498SS	1949-52 Tube, 8 Cylinder Stainless Steel . . . . .	21.00/ea	
CT538OEM	1953-54 Tube, 8 Cylinder OEM Steel . . . . .	15.00/ea	
CT538SS	1953-54 Tube, 8 Cylinder Stainless Steel . . . . .	21.00/ea	
CT554OEM	1955 Tube, 4bbl OEM Steel . . . . .	20.00/ea	
CT554SS	1955 Tube, 4bbl Stainless Steel . . . . .	25.00/ea	
CT572OEM	1957 Tube, 2bbl OEM Steel . . . . .	14.00/ea	
CT572SS	1957 Tube, 2bbl Stainless Steel . . . . .	20.00/ea	
CT5732OEM	1957-58 Tube, Tripower OEM Steel . . . . .	10.50/ea	
CT593OEM	1959-60 Tube, Tripower OEM Steel . . . . .	20.00/ea	
CT593SS	1959-60 Tube, Tripower Stainless Steel . . . . .	19.00/ea	

### CHOKE CONTROL CABLES, SPRINGS & COVERS

C504623RP	1926-54 Universal Black Knob, 8' Long, 3/8-24 Thread . . . . .	16.00/ea
C7027197RP	1933-60 Universal Carter Spring . . . . .	10.00/ea
C9785533RS	1947-60 Except 1bbl Carter Cover Kit, Includes Smooth Cover, Spring, Gasket, Retainers & Screws . . . . .	14.50/kit
C7027198RP	1955-60 Except 1bbl, Universal Rochester Carburetor Choke Spring . . . . .	14.00/ea

### ELECTRIC CHOKE CONVERSION KITS

C7000611KIT	1947-54 8 Cylinder Conversion Kit, Carter WCD 2bbl 12V . . . . .	35.00/kit
C7000611KIT	1953-54 6 Cylinder Conversion Kit, Carter WCD 2bbl 12V . . . . .	35.00/kit
C7029458KIT	1955-60 All with Force Hot Air Choke Conversion Kit, Carter Carb 12V . . . . .	36.00/kit
C7024865KIT	1955-60 with Force Hot Air Choke Conversion Kit, Rochester Carb 12V . . . . .	36.00/kit

### FUEL TANKS - REPRODUCTION

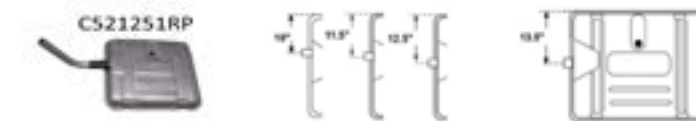
17 Gallons capacity with filler neck. For 57 Safari tank, Filler neck needs to be cut.



C521937R	1955-56 Tank, Custom Safari . . . . .	439.00/ea
C521937R	1955-57 Tank, Wagon Except with 3 Seates . . . . .	439.00/ea
C521937R	1957 Tank, Hose & Clamp, Custom Safari . . . . .	464.00/set

### FUEL TANK - UNIVERSAL REPLACEMENT

These replacement fuel tanks are sold dimensionally using the measurements provided. Order with C1517716RP (3/8") or C1516316RP (5/16") sending unit. 17 gallons, 31 1/2" x 27 1/2" x 7 1/2"; offset measured from front edge of tank.



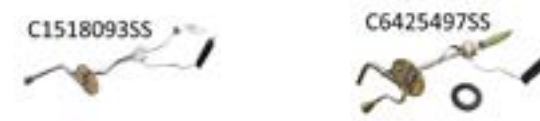
C515310RP	1941-57 Except Wagon or Delivery, 10" Offset . . . . .	305.00/ea
C514301RP	1941-57 Except Wagon or Delivery, 11 1/2" Offset . . . . .	305.00/ea
C505089RP	1941-57 Except Wagon or Delivery, 12 1/2" Offset . . . . .	305.00/ea
C521251RP	1941-57 Except Wagon or Delivery, 13 1/2" Offset . . . . .	305.00/ea
C517884RPS	1941-57 Universal Fuel Tank Strap T-Bolts . . . . .	14.00/pr

### TANK & FUEL GAUGE REPAIR KITS

C1FTRK	1926-60 Por Repair Kit, Fixes Up To 20 Gallon Tank . . . . .	85.00/ea
CPFGRK	1928-30 Pneumatic Fuel Level Gauge Repair Kit, Includes Tubing & Fluid . . . . .	50.00/ea

### FUEL TANK SENDING UNITS 5/16"

Fuel Tank Sending Units come with a Gasket, Float & Sock. Screws & terminal boot are separate. Units will work for either 6V or 12V systems & have the correct GM 5 screw flange.



C5651705	1931-58 Line Sock Type Filter For 5/16" Sending Unit . . . . .	13.00/ea
C1516316RP	1931-48 with Original Tank, 5 Bolt GM Style Flange & 9" Pickup Tube with Filter, Some Alteration May Be Required . . . . .	60.00/ea
C1516316RP	1941-57 with Replacement Tank, 5 Bolt GM Style Flange & 9" Pickup Tube with Filter, Some Alteration May Be Required . . . . .	60.00/ea
C1518093SS	1949-55 Except Wagon, Sedan Delivery or Safari, Reproduction Stainless Steel, with Float, Filter & Gasket . . . . .	69.50/ea
C1518093RPS	1949-55 Except Wagon, Sedan Delivery or Safari, Replacement, with Float, Filter & Gasket Some Alteration May Be Required . . . . .	66.00/ea
C1518813R	1955-57 Custom Safari Reproduction, with Float, Filter & Gasket . . . . .	66.00/ea

### FUEL TANK SENDING UNITS 3/8"

C5651702	1931-58 Line Sock Type Filter For 3/8" Sending Unit . . . . .	14.00/ea
C1517716RP	1931-48 with Original Tank, Replacement, 5 Bolt GM Style Flange & 9" Pickup Tube with Filter, Some Alteration May Be Required . . . . .	60.00/ea
C1517716RP	1941-57 with Replacement Tank, Replacement, 5 Bolt GM Style Flange & 9" Pickup Tube with Filter, Some Alteration May Be Required . . . . .	60.00/ea
C1518885RPS	1949-58 Except Wagon or Safari, Replacement, Some Alteration May Be Required . . . . .	64.00/set
C1518394SS	1956-57 Except Wagon or Safari, Reproduction Stainless Steel . . . . .	69.50/ea
C1518394SS	1958 Except Wagon or Safari, Reproduction Stainless Steel . . . . .	69.50/ea
C1518885RP	1958 Except Wagon or Safari, Some Alterations May Be Required . . . . .	60.00/set

C5640209RPS	1958 Wagon Replacement, Some Alteration May Be Required . . . . .	58.00/ea
C6425496SS	1959-60 Except with AC or Wagon, Stainless Steel, Some Alteration May Be Required . . . . .	59.00/ea
C6425497SS	1959-60 All with AC Except Wagon, Stainless Steel, Some Alteration May Be Required . . . . .	59.00/ea

### FUEL TANK SENDING UNIT FLOATS, GASKETS, SCREWS & FITTING

C137398RP	1931-48 End Of Main Fuel Line Fitting, Use with C1516316RP Unit . . . . .	2.00/ea
C1516395R	1931-60 Gasket, Except 1933-34 . . . . .	2.25/ea
C240075R	1931-60 Brass Barrel Type Float . . . . .	7.50/ea
C579739RS	1931-60 Reproduction Screw Set . . . . .	1.00/set
C5289293RP	1931-60 Terminal Boot . . . . .	1.00/ea

### FUEL TANK FILLER CAPS



C988940RP	1926-60 Locking Cap with Smooth Top . . . . .	20.00/ea
C988940R	1926-60 Locking Cap with GM Logo . . . . .	60.00/ea
C595857R	1930-40 Non Locking Cap with Smooth Top, Except 1940 Torpedo 8 . . . . .	14.00/ea
C511124R	1940-58 Cap with Square Center Rivet & Two Ridges, 1940 Torpedo 8 & 1941-58 All . . . . .	28.00/ea
C534509R	1940-58 Non-Vented Cap with Thumb Turn Plate, 1940 Torpedo 8 & 1941-58 All . . . . .	12.00/ea
C534509RP	1940-58 Replacement Cap, 1940 Torpedo 8 & 1941-58 All . . . . .	8.00/ea

### FUEL TANK DOOR RUBBER BUMPERS & PROTECTORS

C4581256RS	1950-56 Except 1950-52 Wagon, Filler Door Bumpers with Screws . . . . .	4.95/set
C4581256RS	1957 Front Only Except Wagon, Filler Door Bumpers with Screws . . . . .	4.95/set
C517850RS	1958 Except Wagon, Fuel Filler Door Bumpers . . . . .	10.00/pr
C4571913RS	1958 Wagon, Fuel Filler Door Rubber Bumpers . . . . .	1.20/pr
C4571913RS	1960 Exc Wagon, Fuel Filler Door Rubber Bumpers . . . . .	1.20/pr
C5949837RP	1958 All Except Wagon Fuel Filler Neck Cover Protector, 7 Feet Replacement Material . . . . .	13.50/ea

### FUEL TANK FILLER PIPE GROMMETS & SEALS



C497190R	1935-38 Grommet . . . . .	29.00/ea
C501959R	1939-40 Except Special & Quality 6, Grommet . . . . .	42.50/ea
C502285R	1939-40 Special & Quality 6, Grommet . . . . .	22.50/ea
C3710537R	1957 Exc Wagon, Pipe To Tank Filler O Ring Seal . . . . .	1.00/ea
C3710537R	1958-60 Pipe To Tank Filler O Ring Seal . . . . .	1.00/ea

### FUEL TANK DRAIN PLUGS & GASKETS

C3923420R	1953-59 Plug with Gasket, 1/2"-20 . . . . .	2.00/ea
C513975R	1953-59 Plug Gasket . . . . .	0.75/ea



**FUEL PUMPS - SINGLE DIAPHRAGM REBUILT**

Cannot rebuild modern "Airtect" style sealed/flanged fuel pumps. Inquire regarding Carter fuel pumps. Cars with electric windshield wipers used single diaphragm pumps. \$100 core charge applies to All Rebuilt Fuel Pumps.



C855643RB	1930-31 Oakland Rebuild Service *Your Core Is Required . . . . .	INQ/ea
C855409RB	1929-32 Pump, 6 Cylinder *Your Core Is Required	150.00/ea
C1521214RB	1933-34 Pump, 8 Cylinder *Your Core Is Required	150.00/ea
C1522221RB	1935-36 Pump . . . . .	150.00/ea
C1523430RB	1937-38 Pump . . . . .	150.00/ea
C1523496RB	1939-40 Pump, Except 40 Torpedo 8 . . . . .	150.00/ea
C1523496RB	1941-48 Pump, 6 Cylinder . . . . .	150.00/ea
C5592184RB	1941-48 Pump, 8 Cylinder . . . . .	150.00/ea
C5592184RB	1949-54 Pump . . . . .	150.00/ea
C5593941RB	1955-57 Pump with 5/16" Line, Exc Fuel Injection	150.00/ea
C5593982RB	1955-58 Pump, with Electric Wipers & 3/8" Diameter Fuel Lines Except AC, SD, 3-2Bbl, Trailer or HDC . . . . .	150.00/ea
C6416531R	1959-60 Pump, New No Core Charge. . . . .	53.00/ea

**FUEL PUMPS - DUAL DIAPHRAGM REBUILT**

We cannot rebuild modern "Airtect" style sealed/flanged fuel pumps. Inquire regarding rebuilding Carter fuel pumps. Cars with vacuum windshield wipers used dual diaphragm pumps. \$100 core charge applies to All Rebuilt Fuel Pumps.



C1523515RB	1937-40 Pump, Except 1940 Torpedo 8 . . . . .	165.00/ea
C1523516RB	1940 Pump, Torpedo 8 . . . . .	165.00/ea
C1523515RB	1941-48 Pump, 6 Cylinder . . . . .	165.00/ea
C5592657RB	1949-54 Pump with Glass Bowl, 6 Cylinder . . . . .	165.00/ea
C1523539RB	1949-54 Pump with Metal Bowl, 6 Cylinder . . . . .	165.00/ea
C5592657RB	1941-54 Pump with Glass Bowl, 8 Cylinder Except AC . . . . .	165.00/ea
C1523539RB	1941-54 Pump Metal Bowl, 8 Cylinder . . . . .	165.00/ea
C1523539RB	1955 Pump with Metal Bowl, with AC . . . . .	165.00/ea
C5593227RB	1955-58 Pump 5/16", Except Fuel Injection . . . . .	165.00/ea
C5593981RB	1955-58 Pump 3/8", Except Fuel Injection or Tri Power . . . . .	165.00/ea

**FUEL PUMPS - ELECTRIC**

C983546RP	1926-54 6V Solenoid Type, 30 GMH, 5-8 PSI with 5/8" Fitting . . . . .	39.00/set
-----------	---	-----------

**FUEL PUMP COMPONETS**

C9776705P	1934-60 Pump Block Off Plate with Gasket . . . . .	20.00/ea
C5590159R	1941-54 Replacement Glass Bowl with Gasket, 2" OD x 1 3/8"H. . . . .	10.00/ea
C538570RP	1959-66 90 Degree Fitting . . . . .	6.00/ea
C530664R	1959-65 Straight Inlet Fitting . . . . .	6.00/ea

**FUEL FILTERS**



C854444R	1937-58 Accessory Fuel Filter Glass Bowl Assembly with AC Logo & Element, Reproduction For 5/16" Diameter Hard Fuel Lines with Fittings. . . . .	28.00/ea
C854237R	1937-58 Accessory Fuel Filter Glass Bowl . . . . .	18.00/ea
C854347	1937-58 Accessory Fuel Filter Pleated Paper Element, 1 5/8" Diameter & 1" Tall . . . . .	6.00/ea
C443976RP	1937-58 Accessory Fuel Filter to Carter Carburetor Fitting . . . . .	1.50/ea

C854619R	1955-60 without Fi Reproduction Fuel Filter, Blue Paint with Red Script For 3/8" Diameter Fuel Hose . . . . .	32.50/ea
C854619	1955-60 All without Fi Replacement Fuel Filter For 3/8" Diameter Fuel Hose. . . . .	10.00/ea

**ENGINE VENT OUTLET PIPE CLAMPS**

C111619R	1936-39 Pipe Clamp, Double . . . . .	4.00/ea
C111614R	1940-54 Pipe Clamp, 1 1/2" OD . . . . .	2.25/ea

**PCV VALVE, GROMMET & BRACKETS**

C9770159R	1955-60 Hose Routing Bracket, 4bc Applications Require 2. . . . .	22.00/ea
C529564R	1957-60 Vent Hose Bracket . . . . .	40.00/ea
C6421972	1957-60 PCV Valve . . . . .	8.00/ea
C5646418	1957-60 Valve Grommet . . . . .	3.50/ea

**MAIN FUEL LINES**

Can use your old Lines for exact reproductions; Inquire. These Lines go from the Tank to the Fuel Pump. Oversize shipping, order with brake hard lines to save. All stock pre-1955 Main Fuel Lines were 5/16" diameter.



CMFL41253SS	1941-42, 1941 Deluxe & 1942 Torpedo, Stainless Steel 3/8" . . . . .	130.00/ea
CMFL41253O	1941-42, 1941 Deluxe & 1942 Torpedo, OEM Steel 3/8" . . . . .	90.00/ea
CMFL41255SS	1941-42, 1941 Deluxe & 1942 Torpedo, Stainless Steel 5/16" . . . . .	130.00/ea
CMFL41255O	1941-42, 1941 Deluxe & 1942 Torpedo, OEM Steel 5/16" . . . . .	90.00/ea
CMFL41263SS	1941-42 Streamliner & Custom, Stainless Steel 3/8" . . . . .	130.00/ea
CMFL41263O	1941-42 Streamliner & Custom, OEM Steel 3/8" . . . . .	90.00/ea
CMFL41265SS	1941-42 Streamliner & Custom, Stainless Steel 5/16" . . . . .	130.00/ea
CMFL41265O	1941-42 Streamliner & Custom, OEM Steel 5/16" . . . . .	90.00/ea
CMFL46253SS	1946-48 Torpedo, Stainless Steel 3/8" . . . . .	130.00/ea
CMFL46253O	1946-48 Torpedo, OEM Steel 3/8" . . . . .	90.00/ea
CMFL46255SS	1946-48 Torpedo, Stainless Steel 5/16" . . . . .	130.00/ea
CMFL46255O	1946-48 Torpedo, OEM Steel 5/16" . . . . .	90.00/ea
CMFL46263SS	1946-48 Streamliner, Stainless Steel 3/8" . . . . .	130.00/ea
CMFL46263O	1946-48 Streamliner, OEM Steel 3/8" . . . . .	90.00/ea
CMFL46265SS	1946-48 Streamliner, Stainless Steel 5/16" . . . . .	130.00/ea
CMFL46265O	1946-48 Streamliner, OEM Steel 5/16" . . . . .	90.00/ea
CMFL493SS	1949-52 All Models, Stainless Steel 3/8" . . . . .	130.00/ea
CMFL493O	1949-52 All Models, OEM Steel 3/8" . . . . .	90.00/ea
CMFL495SS	1949-52 All Models, Stainless Steel 5/16" . . . . .	130.00/ea
CMFL495O	1949-52 All Models, OEM Steel 5/16" . . . . .	90.00/ea
CMFL533SS	1953-54 Chieftain, Stainless Steel 3/8" . . . . .	130.00/ea
CMFL533O	1953-54 Chieftain, OEM Steel 3/8" . . . . .	90.00/ea
CMFL535SS	1953-54 Chieftain, Stainless Steel 5/16" . . . . .	130.00/ea
CMFL535O	1953-54 Chieftain, OEM Steel 5/16" . . . . .	90.00/ea
CMFL543SS	1954 Starchief, Stainless Steel 3/8" . . . . .	130.00/ea
CMFL543O	1954 Starchief, OEM Steel 3/8" . . . . .	90.00/ea
CMFL545SS	1954 Starchief, Stainless Steel 5/16" . . . . .	130.00/ea
CMFL545O	1954 Starchief, OEM Steel 5/16" . . . . .	90.00/ea
CMFL55273SS	1955-57 Chieftain & Superchief Except Wagon, Stainless Steel 3/8" . . . . .	130.00/set
CMFL55273O	1955-57 Chieftain & Superchief Except Wagon, OEM Steel 3/8" . . . . .	90.00/ea
CMFL55275SS	1955-57 Chieftain & Superchief Except Wagon, Stainless Steel 5/16" . . . . .	130.00/ea
CMFL55275O	1955-57 Chieftain & Superchief Except Wagon, OEM Steel 5/16" . . . . .	130.00/ea
CMFL55283SS	1955-57 Starchief & Bonneville Except Wagon, Stainless Steel 3/8" . . . . .	130.00/ea
CMFL55283O	1955-57 Starchief & Bonneville Except Wagon, OEM Steel 3/8" . . . . .	90.00/ea

CMFL55285SS	1955-57 Starchief & Bonneville Except Wagon, Stainless Steel 5/16" . . . . .	130.00/ea
CMFL55285O	1955-57 Starchief & Bonneville Except Wagon, OEM Steel 5/16" . . . . .	90.00/ea
CMFL58273SS	1958 Bonneville & Chieftain Except Wagon, Stainless Steel 3/8" . . . . .	130.00/ea
CMFL58273O	1958 Bonneville & Chieftain Except Wagon, OEM Steel 3/8" . . . . .	90.00/ea
CMFL58275SS	1958 Bonneville & Chieftain Except Wagon, Stainless Steel 5/16" . . . . .	130.00/ea
CMFL58275O	1958 Bonneville & Chieftain Except Wagon, OEM Steel 5/16" . . . . .	90.00/ea
CMFL58283SS	1958 Starchief & Superchief Except Wagon, Stainless Steel 3/8" . . . . .	130.00/ea
CMFL58283O	1958 Starchief & Superchief Except Wagon, OEM Steel 3/8" . . . . .	90.00/ea
CMFL58285SS	1958 Starchief & Superchief Except Wagon, Stainless Steel 5/16" . . . . .	130.00/ea
CMFL58285O	1958 Starchief & Superchief Except Wagon, OEM Steel 5/16" . . . . .	90.00/ea
CMFL59213O	1959-60 Catalina & Ventura, OEM Steel 3/8" . . . . .	90.00/ea
CMFL59213SS	1959-60 Catalina & Ventura, Stainless Steel 3/8" . . . . .	130.00/ea
CMFL59215O	1959-60 Catalina & Ventura, OEM Steel 5/16" . . . . .	92.00/ea
CMFL59215SS	1959-60 Catalina & Ventura, Stainless Steel 5/16" . . . . .	130.00/ea
CMFL59283O	1959-60 Bonneville & Starchief, OEM Steel 3/8" . . . . .	90.00/ea
CMFL59283SS	1959-60 Bonneville & Starchief, Stainless Steel 3/8" . . . . .	130.00/ea
CMFL59285O	1959-60 Bonneville & Starchief, OEM Steel 5/16" . . . . .	90.00/ea
CMFL59285SS	1959-60 Bonneville & Starchief, Stainless Steel 5/16" . . . . .	130.00/ea

**FUEL LINE CLIPS & SETS**



C127753R	1926-60 Spring Type Clip, 5/16" . . . . .	3.00/ea
C115270R	1926-60 Spring Type Clip, 3/8" . . . . .	3.00/ea
C116027R	1926-60 Screw Mount Clip, 5/16" . . . . .	2.75/ea
C3979315R	1926-60 Screw Mount Clip, 3/8" . . . . .	2.75/ea
C127753RS	1926-54 Clip Set 5/16", 5 Spring Type, 3 Screw Type & 3 Screws . . . . .	15.00/set
C115270RS	1926-54 Clip Set 3/8", 5 Spring Type, 3 Screw Type & 3 Screws . . . . .	15.00/set
C116027RS	1955-60 Clip Set 5/16", 8 Clips & 8 Screws . . . . .	15.00/set
C3979315RS	1955-60 Clip Set 3/8", 8 Clips & 8 Screws . . . . .	15.00/set
C3753771R	1959-60 Rivet Style Line To Frame Clip, Red . . . . .	4.00/ea
C1231003R	1959-60 Screw Mount Brake, Black . . . . .	5.00/ea

**FUEL LINE TO FUEL PUMP HOSE**

1935-36 & 1939-40 can use C514607RP so long as the Fuel Pump has had its compression fittings replaced with an inverted flare fitting.		
C514607RP	1937-54 Hose, 10 3/16" . . . . .	15.00/ea
C519575RP	1955-56 Hose, 6 3/4", 5/16" Diameter . . . . .	19.00/ea
C528415RP	1955-57 Hose, 6 3/4", 3/8" Diameter . . . . .	28.00/ea
C519575RP	1957 Except AC Hose, 6 3/4", 5/16" Diameter . . . . .	19.00/ea
C531645RP	1958 Hose, 6 3/4" Long . . . . .	17.00/ea

**FUEL HOSE CLAMPS**

C2494772R	1926-60 Flat Band Hose Clamp, for 5/16" ID, 5/8" OD Hose . . . . .	0.30/ea
C274461R	1955-60 Spring Type Hose Clamp, for 3/8" ID, 9/16" OD Hose . . . . .	0.35/ea
C274461RP	1955-60 Fuel Hose Black Flat Band Hose Clamp, for 3/8" ID, 9/16" OD Hose . . . . .	0.25/ea
C2468878R	1957-60 Fuel Tank Filler Pipe Hose Clamp . . . . .	2.50/ea
C137398RP	1931-58 Tube Nut, 1/2-20 For 5/16 Tubing . . . . .	2.00/ea

**FUEL PUMP TO CARBURETOR LINES**

CFPTC416O	1941-42 Line, 6 Cylinder OEM Steel . . . . .	25.00/ea
CFPTC416SS	1941-42 Line, 6 Cylinder Stainless Steel . . . . .	32.00/ea
CFPTC466O	1946-48 Line, 6 Cylinder OEM Steel . . . . .	25.00/ea
CFPTC466SS	1946-48 Line, 6 Cylinder Stainless Steel . . . . .	32.00/ea
CFPTC496O	1949-52 Line, 6 Cylinder OEM Steel . . . . .	25.00/ea
CFPTC496SS	1949-52 Line, 6 Cylinder Stainless Steel . . . . .	32.00/ea
CFPTC498O	1949-52 Line, 8 Cylinder OEM Steel . . . . .	26.00/ea
CFPTC498SS	1949-52 Line, 8 Cylinder Stainless Steel . . . . .	32.00/ea
CFPTC538O	1953-54 Line, 8 Cylinder OEM Steel . . . . .	26.00/ea
CFPTC538SS	1953-54 Line, 8 Cylinder Stainless Steel . . . . .	32.00/ea
CFPTC552O	1955-56 Line, 2 bbl OEM Steel . . . . .	26.00/ea
CFPTC552SS	1955-56 Line, 2 bbl Stainless Steel . . . . .	32.00/ea
CFPTC554O	1955 Line, 4bbl Except PS OEM Steel . . . . .	26.00/ea
CFPTC554SS	1955 Line, 4bbl Except PS Stainless Steel . . . . .	32.00/ea
CFPTC564O	1956 Line, 4bbl Except PS OEM Steel . . . . .	26.00/ea
CFPTC564SS	1956 Line, 4bbl Except Ps, Stainless Steel . . . . .	32.00/ea
C528197O	1957 Line, 4bbl OEM Steel . . . . .	26.00/ea
C528197SS	1957 Line, 4bbl Stainless Steel . . . . .	35.00/ea
CFPTC573O	1957 Tripower Fuel Line & Fitting Set, OEM Steel . . . . .	35.50/set
CFPTC583O	1958 Tripower Fuel Line & Fitting Set, Includes 4-Way Block . . . . .	72.00/set
CFPTC603O	1959-60 Tripower Fuel Line & Fitting Set, In OEM Steel . . . . .	72.00/set

**FUEL PUMP TO MANIFOLD LINES**

CFPTM496SS	1949-52 Line, 6 Cylinder Stainless Steel . . . . .	20.00/ea
CFPTM496O	1949-52 Line, 6 Cylinder OEM Steel . . . . .	14.00/ea
CFPTM498SS	1949-52 Line, 8 Cylinder Stainless Steel . . . . .	21.00/ea
CFPTM498O	1949-52 Line, 8 Cylinder OEM Steel . . . . .	14.00/ea
CFPTM538SS	1953-54 Line, 8 Cylinder Stainless Steel . . . . .	21.00/ea
CFPTM538O	1953-54 Line, 8 Cylinder OEM Steel . . . . .	15.00/ea
CFPTM554SS	1955 Line, 4bbl Stainless Steel . . . . .	32.00/ea
CFPTM554O	1955 Line, 4bbl OEM Steel . . . . .	25.00/ea
CFPTM564SS	1956 Line, 4bbl Stainless Steel . . . . .	18.00/ea
CFPTM564O	1956 Line, 4bbl OEM Steel . . . . .	14.00/ea
CFPTM572SS	1957 Line, 2bbl Stainless Steel . . . . .	18.00/ea
CFPTM572O	1957 Line, 2bbl OEM Steel . . . . .	14.00/ea

**VACUUM TO FUEL PUMP LINES**

CFPTM552SS	1955-56 2bbl Vacuum To Fuel Pump Line, Stainless Steel . . . . .	25.00/ea
CFPTM552O	1955-56 2bbl Vacuum To Fuel Pump Line, OEM Steel . . . . .	20.00/ea

**VACUUM WIPER MOTOR LINES**

CVTWM416SS	1941-42 Lines, 6 Cylinder Stainless Steel Lines, 2 Pieces. . . . .	32.00/set
CVTWM416O	1941-42 Lines, 6 Cylinder OEM Steel Lines, 2 Pieces. . . . .	25.00/set
CVTWM466SS	1946-48 Lines, 6 Cylinder Stainless Steel Lines, 2 Pieces. . . . .	32.00/set
CVTWM466O	1946-48 Lines, 6 Cylinder OEM Steel Lines, 2 Pieces. . . . .	25.00/set
CVTWM496SS	1949-52 Lines, 6 Cylinder Stainless Steel Lines, 2 Pieces. . . . .	32.00/set
CVTWM496O	1949-52 Lines, 6 Cylinder OEM Steel Lines, 2 Pieces. . . . .	25.00/set
CVTWM498SS	1949-52 Lines, 8 Cylinder Stainless Steel Lines, 2 Pieces. . . . .	32.00/set
CVTWM498O	1949-52 Lines, 8 Cylinder OEM Steel Lines, 2 Pieces. . . . .	25.00/set
CVTWM538SS	1953-54 Lines, 8 Cylinder Stainless Steel Lines, 2 Pieces. . . . .	32.00/set
CVTWM538O	1953-54 Lines, 8 Cylinder OEM Steel Lines, 2 Pieces. . . . .	25.00/set
CVTWM552SS	1955-56 Fuel Pump To Wiper Line, 2bbl Stainless Steel . . . . .	20.00/ea
CVTWM552O	1955-56 Fuel Pump To Wiper Line, 2bbl OEM Steel. . . . .	18.00/ea
CVTWM554SS	1955 Vacuum Wiper Line, 4bbl Stainless Steel . . . . .	32.00/ea
CVTWM554O	1955 Vacuum Wiper Line, 4bbl OEM Steel . . . . .	25.00/ea
CVTWM572SS	1957 Vacuum Wiper Line, 2bbl Stainless Steel . . . . .	20.00/ea
CVTWM572O	1957 Vacuum Wiper Line, 2bbl OEM Steel . . . . .	18.00/ea



## VACUUM ADVANCE LINES

CVAL416SS	1941-42 Line, 6 Cylinder Stainless Steel	20.00/ea
CVAL416OEM	1941-42 Line, 6 Cylinder OEM Steel	18.00/ea
CVAL466SS	1946-48 Line, 6 Cylinder Stainless Steel	20.00/ea
CVAL466OEM	1946-48 Line, 6 Cylinder OEM Steel	18.00/ea
CVAL496SS	1949-52 Line, 6 Cylinder Stainless Steel	20.00/ea
CVAL496OEM	1949-52 Line, 6 Cylinder OEM Steel	18.00/ea
CVAL498SS	1949-52 Line, 8 Cylinder Stainless Steel	24.00/ea
CVAL498OEM	1949-52 Line, 8 Cylinder OEM Steel	18.00/ea
CVAL538SS	1953-54 Line, 8 Cylinder Stainless Steel	24.00/ea
CVAL538OEM	1953-54 Line, 8 Cylinder OEM Steel	18.00/ea
CVAL552SS	1955-56 Line, 2bbl Stainless Steel	20.00/ea
CVAL552OEM	1955-56 Line, 2bbl OEM Steel	14.00/ea
CVAL554SS	1955 Line, 4bbl Stainless Steel	25.00/ea
CVAL554OEM	1955 Line, 4bbl OEM Steel	25.00/ea
CVAL572SS	1957 Line, 2bbl Stainless Steel	21.00/ea
CVAL572OEM	1957 Line, 2bbl OEM Steel	14.00/ea

## BRAKE BOOSTER VACUUM LINES

CBBVL54SS	1954 Booster Vacuum Line, Stainless Steel	29.00/ea
CBBVL54OEM	1954 Booster Vacuum Line, OEM Steel	20.00/ea
CBBVL55SS	1955 Booster Vacuum Lines, Stainless Steel, 2 Pieces	41.00/set
CBBVL55OEM	1955 Booster Vacuum Lines, OEM Steel, 2 Pieces	29.00/set
CBBVL56SS	1956 4bbl Carburetor To Booster Lines, Stainless Steel, 3 Pieces	54.00/set
CBBVL56OEM	1956 4bbl Carburetor To Booster Lines, OEM Steel, 3 Pieces	36.00/set
CBBVL57SS	1957 2bbl Carburetor To Booster Lines, Stainless Steel, 3 Pieces	54.00/set
CBBVL57OEM	1957 2bbl Carburetor To Booster Lines, OEM Steel, 3 Pieces	36.00/set
CBBST57SS	1957 Booster To Storage Tank Lines, Stainless Steel, 2 Pieces	48.00/set
CBBST57OEM	1957 Booster To Storage Tank Lines, OEM Steel, 2 Pieces	32.00/set

## EXHAUST MANIFOLD HEAT CONTROL/RISER THERMOSTAT SPRINGS

C520135RP	1939 Valve Spring, 6 Cylinder	18.00/ea
C520135RP	1940-54 Valve Spring	18.00/ea
C520135RP	1955-60 Valve Spring, Except Fuel Injection	18.00/ea
C520135RPS	1955-60 Riser Control Valve Spring & Retainer, Except Fuel Injection	30.00/set
C521580R	1955-60 Riser Control Anti-Rattle Retainer Spring, Except Fuel Injection	12.00/ea

## ACCESSORY EXHAUST PIPE DEFLECTORS

		
C982511R	C984453R	C9781720R
C982511R	1937-56 Fan Shaped Deflector, Chrome with Galvanized Inside Baffle	45.00/ea
C984943R	1926-56 Rocket Deflector, Chrome with Jewel	27.00/ea
C984453R	1926-56 Rocket Deflector, Stainless Steel with Jewel	38.00/ea

## HEAT SHIELDS

C9789465R	1955-60 Starter Solenoid Heat Shield	20.00/ea
C482828R	1955-60 Battery Cable Shield 4", Routing Between Exhaust Ports	10.50/ea
C9781720R	1955-60 Battery Cable Shield 4 1/2", Routing Between Exhaust Ports	11.00/ea

## EXHAUST ADAPTERS

		
C529549R	C528612R	C9784415R

C529549R	1956-58 Except Fuel Injection Left Hand Dual Exhaust Adapter Elbow with Gasket	150.00/ea
C528612R	1957 Bonneville with Fuel Injection, Left Hand Exhaust Adapter Completed Elbow	185.00/ea
C530966R	1958 with 330HP 3-2bbl or T395A, Right Hand Dual Exhaust Adapter Elbow with Gasket	141.00/ea

## EXHAUST MANIFOLD STUDS & BOLTS

C494520RP	1933-54 Manifold To Block Stud	1.00/ea
C520731R	1955-56 Double Bolt Lock	1.25/ea
C55EMBS	1955-56 14 Piece Bolt Set	5.60/set
C483543RP	1955-60 Stud with Nut	2.00/ea
C178453RP	1956-58 Manifold To Exhaust Pipe Elbow Stud, Replacement Left Hand	1.60/ea

## INTAKE MANIFOLD BOLT & STUD SET

C5558INMB	1955-58 Except Fuel Injection, 12 Piece Set	10.00/set
C5758INMB	1957-58 Fuel Injection, 13 Piece Set	9.00/set

## MUFFLER CLAMPS

C9784415R	1956-60 Original Style Clamp, 2"	12.00/ea
C9784416R	1956-60 Original Style Clamp, 2 1/4"	12.00/ea

## TRANSMISSION

To Identify your Transmission Please refer to your Transmission Manual.

### TRANSMISSION OVERHAUL KITS

The Standard Seal Kit comes with: paper, cork & rubber gaskets, rubber seals, & front & rear seals. The Deluxe Kit includes: Standard Kit items plus steel clutch plates. The Master Kit includes: Deluxe Kit item plus steel sealing rings.



C511577A	1948-50 Standard Kit, Hydramatic Trans	279.00/kit
C511577B	1948-50 Deluxe Kit, Hydramatic Trans	437.00/kit
C511577C	1948-50 Master Kit, Hydramatic Trans	531.00/kit
C515742A	1951-56 Standard Kit, 1951 & 1955 All; 1956 Chieftain & Wagon, Hydramatic Trans	279.00/kit
C515742B	1951-56 Deluxe Kit, 1951 & 1955 All; 1956 Chieftain & Wagon, Hydramatic Trans	437.00/kit
C515742C	1951-56 Master Kit, 1951 & 1955 All; 1956 Chieftain & Wagon, Hydramatic Trans	531.00/kit
C519194A	1952-54 Standard Kit, Hydramatic Trans	279.00/kit
C519194B	1952-54 Deluxe Kit, Hydramatic Trans	437.00/kit
C519194C	1952-54 Master Kit, Hydramatic Trans	531.00/kit
C8619994A	1956-60 Standard Kit, 1956 Starchief, 1957-60 All, Close Coupled Trans	222.00/kit
C8619994B	1956-60 Deluxe Kit, 1956 Starchief, 1957-60 All, Close Coupled Trans	407.00/kit
C8619994C	1956-60 Master Kit, 1956 Starchief, 1957-60 All, Close Coupled Trans	531.00/kit

### TRANSMISSION EXTERNAL SEAL KIT

C1175491KIT	1935-60 Manual Trans External Seal Kit, Includes Gaskets, Rear Shaft Seal, Selector Shaft Seals, Vertical Shaft Seals & Bearing Support Seal, Specify Year & Casting #	108.00/kit
C8619994E	1956 External Seal Kit, Starchief Close Coupled Trans	76.00/kit
C8619994E	1957-60 External Seal Kit, Close Coupled Trans	76.00/kit
C511577D	1948-50 Seal Kit, Hydramatic Trans	88.00/kit
C515742D	1951-55 Seal Kit, Hydramatic Trans	88.00/kit
C515742D	1956 Seal Kit, Chieftain & Wagons Hydramatic Trans	88.00/kit
C1341223KIT	1939-55 Small Parts Kit, Manual Trans	72.00/kit

## TRANSMISSION OIL PAN & SIDE PAN GASKETS

C8608910R	1948-55 Oil Pan Gasket with 12 Holes, Hydramatic Trans	11.25/ea
C8608910R	1956 Chieftain & Wagon Oil Pan Gasket with 12 Holes, Hydramatic Trans	11.25/ea
C8616182R	1956 Starchief Oil Pan Gasket with 15 Holes, Jetway Trans	12.00/ea
C8616182R	1957-59 Oil Pan Gasket with 15 Holes, Jetway Trans	12.00/ea
C8619209R	1960 Oil Pan Gasket, Close Coupled Trans	12.00/ea
C8608556R	1948-50 Side Pan Gasket, Hydramatic Trans	13.00/ea
C8611923R	1951 Side Pan Gasket, Hydramatic Trans	18.00/ea
C8614176R	1952-55 Side Pan Gasket, Hydramatic Trans	13.00/ea
C8614176R	1956 Chieftain & Wagon Side Pan Gasket, Hydramatic Trans	11.00/ea

## TRANSMISSION REAR EXTENSION GASKETS

C8608488R	1948-50 Gasket, Hydramatic Trans	6.00/ea
C8611998R	1951-55 Gasket, Hydramatic Trans	9.00/ea
C8611998R	1956 Chieftain & Wagons Gasket, Hydramatic Trans	9.00/ea
C8618769R	1956-60, 1956 Starchief, 1957-60 Gasket, Close Coupled Trans	9.00/ea

## TRANSMISSION TORUS COVER GASKETS & SEALS

C8611284R	1948-56 Cover To Flywheel Gasket Set with Flywheel To Crankshaft Gasket, Hydramatic Trans	15.00/set
C8616338R	1956-60 Torus Cover to Flywheel/Flex Plate Seal, 11 3/4" ID O-ring, Close Coupled Trans	24.00/ea
C8616480R	1956-60 Flywheel Housing To Case Seal, Large Rubber O-Ring, Close Coupled Trans	10.00/ea
C8616479R	1956-64 Front Torus Coupling Oil Seal, 2 Required, 6 9/16" ID, Close Coupled Trans	8.00/ea

## TRANSMISSION GASKET SETS

C498597RS	1933-35, 1933-34 All, 1935 Type A Gasket Set, Manual Trans	25.00/set
C1307854RS	1935-38, 1935 Type B, 1936-38 All Gasket Set, Manual Trans	24.75/set
C1393205RS	1939-54 Gasket Set, Manual Trans	20.00/set
C3719636RS	1955-60 5 Bolt Top Cover Gasket Set, 3 Speed Manual Trans	12.00/set
C9777129RS	1955-60 Heavy Duty 6 Bolt Top Cover Gasket Set, 3 Speed Manual Trans	15.00/set

## FRONT INPUT SHAFT & MAIN DRIVE GEAR BEARINGS

		
C954379R	C954387R	
C954379R	1924-27 Oakland Input Shaft Bearing, Manual Trans	32.00/ea
C954379R	1926-32 6 Cyl Input Shaft Bearing, Manual Trans	32.00/ea
C954379R	1936-57 Input Shaft Bearing, Manual Trans	32.00/ea
C907930R	1958-60 Except HD Input Shaft & Main Drive Gear Bearing, Manual Trans	40.00/ea
C907271R	1958-60 HD Input Shaft & Main Drive Gear Bearing, Manual Trans	48.00/ea

## TRANSMISSION OUTPUT SHAFT BEARING



C901306R	1924-30 Output Shaft Bearing, Manual Trans	56.00/ea
C901306R	1931 Output Shaft Bearing, Manual Trans	56.00/ea
C954387R	1932-55 Output Shaft Bearing, Manual Trans	24.00/ea
C906883RP	1948-60 Output Shaft Bearing, Automatic Trans	16.00/ea
C907765R	1956-60 Output Shaft Bearing, Manual Trans Except HD	72.00/ea
C903307R	1958-60 Output Shaft Bearing, HD Manual Trans	24.00/ea

## TRANSMISSION OUTPUT SHAFT REPAIR SLEEVES

C12328931	1939-60 Output Shaft Sleeve, Standard Duty Manual Trans	20.00/ea
C12328931	1948-56 Output Shaft Sleeve, Hydramatic Trans	20.00/ea
C9412453	1956 Starchief Input Shaft Sleeve, Close Coupled Trans	45.00/ea

C9412453	1957 Input Shaft Sleeve, Close Coupled Trans	45.00/ea
C9352856	1956-60 Output Shaft Sleeve, Close Coupled/Hydramatic Trans	20.00/ea
C12328947	1958-60 Input Shaft Sleeve, Close Coupled Trans	45.00/ea
C12328929	1958-60 Input Shaft Sleeve, Standard Duty Manual Trans	35.00/ea
C9352856	1958-60 Output Shaft Sleeve, HD Manual Trans	20.00/ea



## TRANSMISSION CONTROL/SHIFT LEVER SEAL PACKAGE

		
C8610731RS	C8616280RS	
C8610731RS	1948-55 Seal Package, Hydramatic Trans	14.00/set
C8616280RS	1956 Starchief Seal Package, Close Coupled Trans	16.00/set
C8610731RS	1956 Chieftain & Wagons Seal Package, Hydramatic Trans	14.00/set
C8616280RS	1957-60 Seal Package, Close Coupled Trans	16.00/set

## TRANSMISSION SELECTOR SHAFT OIL SEAL & O RING

C1310194R	1939-57 Seal, Manual Trans	5.50/ea
C1166286R	1940-57 Seal O-Ring, Manual Trans	1.25/ea

## TRANSMISSION FRONT OIL SEALS

		
C509217R	C1314707R	
C509217R	1939-42 P6 Taxi Main Drive Gear Oil Seal, Manual Trans	7.25/ea
C1302022R	1946-54 Clutch Release Bearing Support Gasket, Manual Trans	5.25/ea
C509217R	1946-54 Main Drive Gear Oil Seal, Manual Trans	7.25/ea
C8618697R	1948-56 Except 56 Starchief, Front Pump Oil Seal, Hydramatic Trans	32.00/ea
C8626916R	1953 Front Pump Oil Seal, Powerglide Trans	6.00/ea
C8618181R	1956 Starchief Flywheel Housing Seal, Close Coupled Trans	21.00/ea
C8618181R	1957 Flywheel Housing Seal, Close Coupled Trans	21.00/ea
C8618479R	1958-60 Front Pump/Rear Flywheel Housing Seal, Close Coupled Trans	12.00/ea

## TRANSMISSION REAR OIL SEALS

C553522RS	1932-34 All & 1935 Type A Seal Set Includes Cork Seal, O-Ring & Shims, Manual Trans	60.50/set
C1280171RP	1935-37, 1935 Type B, 1936-37 All Oil Seal, Retrofit Manual Trans	24.00/ea
C1314707R	1939-54 Oil Seal Reproduction without Dust Cover, Manual Trans	36.00/ea
C1314707R	1948-50 Oil Seal Reproduction without Dust Cover, Hydramatic Trans	36.00/ea
C8612229R	1951-56 Except 1956 Starchief Oil Seal, Hydramatic Trans	13.00/ea
C3706126R	1953 Oil Seal, Powerglide Trans	20.00/ea
C520282R	1955-57 Oil Seal, Manual Trans	13.00/ea
C8625892R	1956-60, 1956 Starchief & 1957-60 Oil Seal, Close Coupled Trans	14.00/ea
C3769588R	1958-60 All Taxi, Police or HDC with 3 Speed, Oil Seal, Manual Trans	11.00/ea
C8612229R	1958-60 Standard 3 Speed & 1960 4 Speed Oil Seal, Manual Trans	13.00/ea

## TRANSMISSION SEALING RING KITS

C519449RS	1948-55 All, 1956 Chieftain & Wagon Ring Kit, Hydramatic Trans	95.00/kit
C8616916RS	1956-64, 1956 Starchief, 1957-60 All Ring Kit, Close Coupled Trans	55.00/kit



## TRANSMISSION FILTERS

Universal filters are helpful in preventing governor hang-up due to small particles in the transmission fluid.

C19112887



C19112886



C19112887	1948-58 Universal Filter 5/16" Inline, Automatic Trans	20.00/ea
C19112886	1948-58 Universal 3/8" Inline, Automatic Trans	27.00/ea
C8619214R	1960 Filter, Close Coupled Trans	85.00/ea

## TRANSMISSION REBUILT BRAKE BANDS WITH LININGS

\$150 Core Charge on Brake Band Rebuilds.

C8607477RB	1948-51 Rebuilt Brake Bands, Hydramatic Trans	.230.00/pr
C8619032RB	1952-54 Rebuilt Brake Bands, Hydramatic Trans	.222.00/pr
C8615039RB	1955 Rebuilt Brake Bands, Hydramatic Trans	.247.00/pr
C8615039RB	1956 Chieftain & Wagons Rebuilt Brake Bands, Hydramatic Trans	.247.00/pr
C8616092RB	1956 Starchief Rebuilt Brake Bands, Close Coupled Trans	132.00/ea
C8616092RB	1957-58 Rebuilt Brake Bands, Close Coupled Trans	132.00/ea

## TRANSMISSION BANDS & BUSHINGS

C8618131RS	1948-55 Bushing Kit, Hydramatic Trans	161.00/kit
C8618131RS	1956 Chieftain & Wagons Bushing Kit, Hydramatic Trans	161.00/kit
C8619934RS	1956-57, 1956 Starchief, 1957 All Bushing Kit, Close Coupled Trans	161.00/kit
C8619935RS	1958-60 Bushing Kit, Close Coupled Trans	138.00/kit

## TRANSMISSION COOLER LINE SETS & CLIPS

C520436RS	1956-60 Line Rubber Clamp Insulators	7.50/pr
C538797RS	1956-60 Line Clips To Bundle Lines Together	6.00/pr
C524112OEM	1957 All without AC, OEM Steel Line Set, Close Coupled Trans	50.00/set
C524112SS	1957 without AC, Stainless Steel Line Set, Close Coupled Trans	82.00/set
C530978OEM	1958 All without AC, OEM Steel 4 Piece Line Set, Close Coupled Trans	50.00/set
C530978SS	1958 without AC, Stainless Steel 4 Piece Line Set, Close Coupled Trans	82.00/set
C538750OEM	1959-60 OEM Steel 2 Piece Line Set, Close Coupled Trans	60.00/set
C538750SS	1959-60 Stainless Steel 2 Piece Line Set, Close Coupled Trans	80.00/set

## TRANSMISSION SPRAGS, CONES & SPRINGS

C8616221R	1956 Starchief, 1957-58 All, Reverse Piston Release Spring, Close Coupled Trans	22.00/ea
C8618568R	1956 Starchief, 1957-58 All, Rear Reverse Unit Stationary Fiber Cone, Close Coupled Trans	116.00/ea
C8619104R	1956 Starchief, 1957-60 All Detent Roller & Spring, Close Coupled Trans	28.00/set
C8618372R	1956 Starchief, 1957-60 All, Rear Unit Sprag Assembly, Close Coupled Trans	118.00/ea
C8618363R	1956 Starchief, 1957-60 All, Front Overrun Sprag Assembly, Close Coupled Trans	140.00/ea
C8619278R	1959-60 All, Reverse Piston Release Spring, Close Coupled Trans	26.00/ea
C8618736R	1959-60 All, Rear Reverse Unit Stationary Fiber Cone, Close Coupled Trans	127.00/ea

## TRANSMISSION BOLTS

C499590RPS	1937-60 Clutch Bell Housing To Engine Block Bolt Set of 6	4.50/set
C500177RS	1937-60 Clutch Cover To Flywheel Bolt & Washer Set of 6, Manual Trans	6.00/set
C508463RS	1946-50 Flywheel To Crankshaft Bolt Set of 6, Manual Trans	37.00/set
C508463RS	1948-54 Flywheel To Crankshaft Bolt Set of 6, Hydramatic Trans	37.00/set

C8609489RPS	1948-55 Cover Bolt 12 Piece Set, Hydramatic Trans	4.20/set
C508463RS	1955 1956 Except Closed Coupled Flywheel To Crankshaft Bolt Set of 6	37.00/set
C8609489RPS	1956 Chieftain & Wagon Side Cover Bolt 12 Piece Set, Hydramatic Trans	4.20/set
C8616889RPS	1956-58, 1956 Starchief, 1957-58 All, Torus Cover To Flywheel Bolt Set of 24, Close Coupled Trans	4.80/set

## TRANSMISSION COMPONENTS

C103868RP	1924-60 Case Filler & Drain Plug Square Head, 2 Required, Manual Trans	6.10/ea
C105602RP	1926-27 6 Cylinder Case Idler Shaft Hole Plug	2.00/ea
C103893RP	1935 Type B, 1936-54 All ST Case Shift Rail or Shift Shaft Hole Plug	2.00/ea
C8613734R	1948-55 Mainshaft Lock Nut Washer, Hydramatic Trans	12.00/ea
C8611654R	1948-55 Oil Delivery Sleeve 3 1/4", Hydramatic Trans	156.00/ea
C1307238RP	1948-58 Oil Pan or Side Cover Drain Screw, Hydramatic Trans	4.00/ea
C8613734R	1956 Chieftain & Wagon Mainshaft Lock Nut Washer, Hydramatic Trans	12.00/ea
C8611654R	1956 Chieftain & Wagon Oil Delivery Sleeve 3 1/4", Hydramatic Trans	156.00/ea
C8618949R	1956 Starchief & 1957-60 All Front Unit Torus Coupling Cover, Close Coupled Trans	531.00/ea
C8616202A	1956 Starchief & 1957-60 All, 2/3 Shift Slip Kit, Close Coupled Trans	35.00/kit
C531917R	1958-59 Oil Filler Tube O-Ring Seal, Close Coupled Trans	6.00/ea

## CLUTCH GEARSHIFT & DIFFERENTIAL

### CLUTCHES

Ask About Rebuilding Your Clutch or Pressure Plate.

C538318RPS	1957-60 Manual Transmission Clutch Disc, 10-4" Diameter with 10 teeth & 1 1/8" hub, Except HD MT	110.00/set
------------	--	------------

### CLUTCH & FRICTION PLATES - HYDRAMATIC

C8603954W	Hydrumatic Plates fit 1948-55 All, 1956 Chieftain & All Station Wagon. 1948-56 Fiber Friction Plate, Waved 098", 12 Required	18.00/ea
C8603954F	1948-56 Fiber Friction Plate, Flat 098", 12 Required	32.00/ea
C8609115R	1948-56 Clutch Plate, Thick Steel 070", 12 Required	28.00/ea
C8603954R	1948-56 Clutch Plate, Thin Steel 049", 12 Required	18.00/ea

### CLUTCH & FRICTION PLATES - CLOSE COUPLED

C8616059R	1956-58, 1956 Starchief, 1957-58 All Rear Clutch Drive Friction Plate, 102", 7 Required	18.00/ea
C8618819R	1956-60, 1956 Starchief, 1957-60 All Rear Clutch Driven Steel Plate, 070", 4 Required	22.00/ea
C8618835R	1959-60 All Rear Clutch Drive Friction Plate, 102", 7 Required	21.00/ea
C8616475R	1956-60, 1956 Starchief, 1957-60 Neutral Clutch Driven Steel Plate, 050", 4 Required	21.00/ea
C8617931R	1956-60, 1956 Starchief, 1957-60 Neutral Drive Friction Plate, 087", 5 Required	18.00/ea
C8617901R	1956-60, 1956 Starchief, 1957-60 Neutral Drive Friction Plate, 102", 5 Required	22.00/ea
C8618704R	1956-60, 1956 Starchief, 1957-60 Overrun Friction Plate, 120", 1 Required	21.00/ea

### CLUTCH & BRAKE PEDAL PADS

C1297900RPS	1926-58 Clutch & Brake, Through Floor Seals, Not Original	16.00/pr
C502100R	1932-48 Brown Pedal Pad	20.00/pr
C511028R	1932-58 Black Pedal Pad	12.50/ea

## CLUTCH PILOT BEARINGS & BUSHINGS



C907321R	1933-60 Clutch Pilot Bearing, fits 1933-34 8 Cyl, 1941-56 All MT/HT Except 1956 Starchief, 1957-60 All MT	28.00/ea
C907321RP	1933-60 Clutch Pilot Bushing, fits 1933-34 8 Cyl, 1941-56 All MT/HT Except 1956 Starchief, 1957-60 All MT, 19/32" ID x 1 3/8" OD	6.00/ea
C142655R	1935-40 Clutch Pilot Roller Bearing, Manual Trans	16.00/ea
C412562R	1935-40 Clutch Pilot Bushing, "Durex Type for special repair", Manual Trans 19/32" ID x 1 3/32" OD	3.00/ea

## CLUTCH THROWOUT BEARINGS

C489275RP	1928-32 Bearing Assembly, Ball Type, Installs In Collar	46.00/ea
C503466RB	1933-42 Rebuilt Assembly, Graphite Type, with \$100 Core Charge	INQ/ea
C2140122R	1946-56 Bearing	48.50/ea
C907538RP	1957-60 Bearing	25.00/ea

## CLUTCH COMPONENTS & TOOLS

CJ493	1937-60 Clutch Disc Alignment Tool, 10 Spline	4.00/ea
C838987R	1933-38 Throwout Arm Ball Stud U-Clip	10.00/ea
C104038RP	1937-38 Fork To Countershaft End Yoke	5.50/ea
C520444RS	1955-60 Control Over Center Counter & Idler Shaft Oiling Felts	9.50/pr
C541933R	1955-60 Release Fork, Replacement For 55-58	280.00/ea
C523868R	1957-60 Release Fork Pivot Ball with Bolt	25.00/set
C524837R	1957-60 Overcenter Extension Spring	19.95/ea
C533876R	1959-60 Overcenter Spring	39.00/ea

## SPEEDOMETER CABLES WITH STEEL CASING



C1562669RP	1926-36 Speedo Cable, 64"	16.00/ea
C1585948RP	1928-38 Speedo Cable, 54"	25.00/ea
C1582863RP	1937-38 Speedo Cable, 61"	25.00/ea
C1584813RP	1939-48 & 1955-57 Speedo Cable 70"	20.00/ea
C1584813RP	1948-54 with Hydramatic Trans, Speedo Cable 70"	20.00/ea
C1582863RP	1949-54 with Manual & Powerglide Trans Speedo Cable, 61"	25.00/ea
C1585948RP	1958 with Manual Trans Speedo Cable, 54"	25.00/ea

## SPEEDOMETER KNOBS & RETAINERS & REPAIR KITS

C6477499RP	1926-60 Universal Repair Kit 72", Cut To Length	7.00/ea
C1569776R	1955-60 Odometer Trip Meter Knob	8.00/ea
C3708148R	1958-60 Standard 3 Speed, Drive Gear Sleeve Retainer with Screws	8.50/ea

## GEARSHIFT LEVER BOOTS & SEALS



C526820R	1926-31 Dust Boot	10.00/ea
C553577BL	1932-38 Dust Boot, Black	23.50/ea
C553577BR	1932-38 Dust Boot, Brown	34.00/ea
C515126R	1953-56 Control Lever Boot, Black	22.00/ea
C517974R	1953-56 Control Lever Boot, Coral Red	26.00/ea
C3770368R	1960 4 Speed with Bench Seat, Lever To Floor Boot	38.00/ea
C9771974R	1960 4 Speed with Bucket Seat, Lever To Floor Boot	21.00/ea

## GEARSHIFT & THROTTLE ROD COMPONENTS

C502488R	1939-52 Manual Trans Control Rod Bushing, 1/2" ID X 11/16" OD, 1939-40 Takes 1, 1941 with Front/Rear Control Rods Takes 3, 1941-52 with Single Control Rod Takes 1	6.00/ea
C503873R	1940-58 Manual Transmission Selector Rod Bushing, 3/8" ID x 9/16" OD	6.00/ea
C522277R	1956-58 Hydramatic Throttle Control Bushing, Exc FI	4.00/ea
C535910R	1960 Gearshift Control Lever Trim Plate	20.00/ea
C3749084	1960 Hydramatic Gearshift Control Rod To Lever Clip	1.00/ea

## UNIVERSAL JOINTS, LOCK PLATES & U-BOLTS



C516406R	1937-38 Front or Rear U Joint	42.00/set
C516405R	1939-55 Except 1940 with Mechanics Type U-Joint, Front U Joint	24.00/ea
C516406R	1939-55 Except 1940 with Mechanics Type U-Joint, Rear U Joint	42.00/set
C7806140R	1956-60 U Joint, 2 Required For 1956-57 & 3 For 1958	25.00/ea
C5670765RS	1956-60 Bearing Retainer Lock Plates Set, Front & Rear	5.00/set
C1357255RS	1956-60 Bearing Retainer Companion Flange U-Bolt Set	13.50/set

## PROPELLER SHAFT CENTER SUPPORT BRACKET, BEARING & BOLTS

C904778R	1958-60 Support Bearing	62.00/ea
C5671788RV	1958-60 Revulcanized Support Bracket, \$200 Core Charge	196.00/ea
C181639RPS	1958-60 Mounting Bolt Set of 6	1.40/set

## DIFFERENTIAL PINION FRONT BEARINGS

Pontiac Differentials have Front & Rear Pinion Bearings & Seals but no Bearings or Seals between the Axle & the Differential Housing. 1947 is a transition year from ball bearings to roller bearings.



C954780R	1926-31 Oakland, Front Bearing	45.00/ea
C954780R	1929-46 Front Bearing	45.00/ea
C954780R	1947 with Ball Type Bearing, Front Bearing	45.00/ea
C188963R	1947 with Roller Type Bearing, Front Bearing	55.00/ea
C188963R	1948-56 Front Bearing	55.00/ea
C7450302R	1957-60 Front Bearing	45.00/ea

## DIFFERENTIAL PINION REAR BEARINGS

C901307R	1924-32 Rear Bearing	56.00/ea
C901105R	1933-34 P8, Rear Bearing	45.00/ea
C901105R	1935 P8 To Axle 1452022, 1935 P6 To Axle 145985, Rear Bearing	45.00/ea
C125630R	1935 P8 After Axle 1452022, 1935 P6 After Axle 145985, Rear Bearing	45.00/ea
C379515R	1935-36 with 44-9 Axle, Rear Bearing	152.00/ea
C125630R	1936 Except 44-9 Axle, Rear Bearing	45.00/ea
C107391R	1937-46 Rear Bearing	55.00/ea
C107391R	1947 with Ball Type Bearing, Rear Bearing	55.00/ea
C188960R	1947 with Roller Type Bearing, Rear Bearing	65.00/ea
C188960R	1948-56 Rear Bearing	65.00/ea
C7450646R	1957-60 Rear Bearing	80.00/ea

## DIFFERENTIAL SIDE BEARINGS & LOCKS

These are also called the Carrier Bearings.

C902208R	1924-32 Side Bearing	48.00/ea
C902100R	1933-36 Side Bearing	88.00/ea
C179243R	1937-56 Side Bearing	61.00/ea
C7450299R	1957-60 Side Bearing	45.00/ea



### DIFFERENTIAL PINION SEALS

Packing was used prior to 1937.

C500485RP	1937-38 Front Propeller Shaft Oil Seal	11.00/ea
C501839R	1937-46 Oil Seal	36.00/ea
C501839R	1947 with Ball Type Bearing, Oil Seal	36.00/ea
C506938RP	1947 with Roller Type Bearing Oil Seal, Modern Style Neoprene Seal without Flange	15.00/ea
C506938R	1947 with Roller Type Bearing Oil Seal, Original Style with Flange	41.00/ea
C506938RP	1948-56 Oil Seal, Modern Style Neoprene Seal without Flange	15.00/ea
C506938R	1948-56 Oil Seal, Original Style with Flange	41.00/ea
C545173R	1957-60 Oil Seal, Original Style with Flange	18.00/ea

### DIFFERENTIAL CARRIER GASKETS

C1302800R	1924-32 Oakland & Pontiac Exc 1926-28, Gasket	6.25/ea
C357496R	1926-28 Gasket	6.25/ea
C370246R	1933-36 Gasket	6.25/ea
C501958R	1937-56 Gasket	7.00/ea
C569569R	1957-60 Gasket	6.25/ea

### DIFFERENTIAL BOLTS, STUDS, WASHERS & NUTS

C1456254RS	1955-60 Carrier Washers & Nuts	15.00/set
C9775682RS	1959-60 Carrier Rear End Cover Bolt Set	20.00/set

### DIFFERENTIAL PINION REPAIR SLEEVES

C12328939	1957-60 Repair Sleeve	25.00/ea
-----------	-----------------------	----------

### REAR AXLE HOUSING COVER GASKETS

C230971RS	1924-32 Oakland & Pontiac Except 1926-28 Gaskets	12.00/pr
C344018RS	1926-28 Gaskets	24.00/pr
C370245R	1933-36 Gasket	9.00/ea

### REAR AXLE HOUSING FILLER PLUGS & GASKETS

C103868RP	1928 Oakland Filler Plug	6.10/ea
C344829R	1926-28 & 1933-36 Filler Plug	7.00/ea
C344830C	1926-28 & 1933-36 Filler Plug Copper Gasket	2.00/ea
C344830G	1926-28 & 1933-36 Filler Plug Fiber Gasket	0.50/ea
C103868RP	1929-32 Filler Plug	6.10/ea
C1330801R	1937-49 Filler Plug with Gasket	5.00/ea
C113897R	1937-49 Filler Gasket O-Ring	1.00/ea
C444667RP	1949-60 Filler Plug, Socket Instead Of Square	0.75/ea

### REAR AXLE COMPONENTS & LUBRICANTE

C528485R



C544456R



C528485R	1957-60 Drive Pinion Bearing Spacer Crush Sleeve	24.00/ea
C544456R	1957-60 U Joint Flange Nut	5.00/ea
C517900R	1957-60 U Joint Flange Nut Washer	7.00/ea
C89021669	Lubricant, 23 oz / 80W-90 GL-5 spec	15.00/ea
C88900330	Lubricant Additive, 4 Oz	12.00/ea

### AIR CONDITIONING & HEATING



### AC BEARINGS

C148406R	1958-60 Shaft Bearing	6.00/ea
C954984R	1955-58 Main Pulley Bearing	40.00/ea
C906952R	1959-60 Main Pulley Bearing	24.00/ea
C6590831B	1959-60 Compressor Bearing	16.00/ea

### AC DUCT HOSES

C1234984RP	1926-60 Side Duct Hose, 1 1/2" Diameter	4.00/ft
C19112359RP	1926-60 Side Duct Hose, 2" Diameter	7.00/ft
C1234989RP	1959-60 Upper Duct Hose, 4" Diameter	11.00/ft

### DEFROSTER DUCT HOSE

C1234984RP	1926-60 Hose, 1 1/2" Diameter	4.00/ft
C1166734RP	1926-58 Hose, 1 3/4" Diameter	4.50/ft
C19112359RP	1926-60 Hose, 2" Diameter	7.00/ft
C1234277RP	1926-58 Hose, 2 1/2" Diameter	6.50/ft
C19112358RP	1926-58 Hose, 3" Diameter	8.25/ft
C1234989RP	1926-58 Hose, 4" Diameter	11.00/ft

### HEATER DUCT HOSES

C510941R	1942-48 Rear Intermediate To Underseat Hose, 4" X 19"	19.00/ea
C515423R	1949-54 Underseat Heater To Blower Motor Hose, 4" X 14"	18.00/ea
C522304R	1955-57 Blower To Underseat Heater Hose, 4" X 9"	8.25/ea

### HEATER & AIR INTAKE CLAMPS

C493132R	1933-54 Double Band Clamp, for 5/8" ID, 1"OD Hose	3.75/ea
C507460RP	1942-54 Clamp, 4" Diameter, 3 Required	4.50/ea
C513479RP	1942-58 Tube Clamp 2 5/8", For 2 1/2" Duct, 1942-48 Uses 4.	2.25/ea
C111606R	1955-60 Clamp, Spring Type, for 5/8" ID, 1" OD Hose	1.00/ea
C1470030R	1955-60 Clamp, Spring Type, for 3/4" ID, 1 1/8" OD Hose	1.65/ea
C105474R	1955-60 Clamps, Spring Type, for 1 1/4" OD Hose	0.50/ea

### HEATER SLEEVES

C509176RS	1942-48 Underseat Air Duct to Defroster Sleeve, 2 1/2" ID x 3 15/16" L	6.00/ea
C512285R	1949-54 Blower Motor to Defroster Sleeve, 3" ID x 8 1/4"	12.00/ea
C518548R	1955-57 Blower Motor to Defroster Sleeve, 3" ID x 2 3/4"	6.00/ea
C511966R	1949-54 Air Intake Sleeve, 4 9/16" ID x 3 3/4"	7.00/ea
C513389R	1942-57 Air Intake Elbow To Underseat Heater Duct Rubber Sleeve, Goes To Oval Duct Under Car, 2 1/2" H X 6" W X 6 1/2" Long	13.00/ea

### HEATER BLOWER MOTORS & IMPELLER

C5047730RP	1942-54 Replacement 6V Motor	65.00/ea
C5047955RP	1955-60 without AC, Replacement 12V Single Speed Motor	59.00/ea
C530817RP	1958-60 Motor Impeller	33.50/ea

### HEATER HOSE & NIPPLES



C495692RP	1937-60 Hose 5/8" Diameter	2.00/ft
C482420RP	1937-60 Hose 3/4" Diameter	2.50/ft
C3849848R	1933-60 Nipple 3/8" Pipe Thread, For 5/8" Hose	6.15/ea
C3838094R	1933-60 Nipple, 1/2" Pipe Thread, For 5/8" Hose	8.00/ea

### HEATER COMPONENTS

C3144212RP	1949-64 Heater Control Valve Repair Kit	15.50/kit
C515425R	1949-57 Heater Control Rod Bellows	17.00/ea
C189361RS	1959-60 Heater & AC Control Cable Screws Set of 6	6.00/set
C9428799RS	1959-60 Heater & AC Control Cable Retainer Set of 6	6.00/set
C274244RS	1959-60 Heater Box & Duct Assembly Foam Washers Set of 5	8.00/set



## WEATHERSTRIP SECTION



WEATHERSTRIP



## Table of Contents - WEATHERSTRIP

### BUMPER, HOOD, COWL & FIREWALL

FRONT BUMPER GROMMETS . . . . .	75
REAR BUMPER GROMMETS . . . . .	75
HOOD BUMPERS & PADS . . . . .	75
HOOD ADJUSTABLE BUMPERS & STUDS . . . . .	75
HOOD TO SHROUD, COWL OR FENDER BUMPERS . . . . .	75
HOOD TO COWL SEALS & CLIPS . . . . .	75
COWL VENT COVER GASKETS . . . . .	75
COWL VENT TUBES, GROMMETS & DRAIN GUTTERS . . . . .	75
FIREWALL GROMMETS . . . . .	75

### FENDERS STONE SHIELDS & RUNNING BOARDS

FENDER WELTING, WEBBING & RIBBON . . . . .	76
MOLDED RUBBER STONE SHIELDS . . . . .	76
A ARM SEALS & STAPLES . . . . .	76
INNER TO OUTER FENDER, INNER ROCKER . . . . .	76
SIDE TIRE CARRIER PADS & GROMMETS . . . . .	76
RUNNING BOARD RUBBER MATERIAL . . . . .	76

### WINDSHIELD

WINDSHIELD RUBBER CHANNELS, GASKETS & SEALS . . . . .	76
BULK WINDSHIELD RUBBER CHANNELS . . . . .	77
WINDSHIELD CENTER POST SEALS, RUBBER RETAINERS & PINCHWELD WEATHERSTRIP . . . . .	77
WINDSHIELD WIPER TRANSMISSION PADS . . . . .	77
WINDSHIELD WIPER GROMMETS & DRIVE SEALS . . . . .	77

### DOOR & ROOFRAIL SEALS & BUMPERS

ROOF RAIL WEATHERSTRIP . . . . .	77
WINDSHIELD A PILLAR SEALS . . . . .	77
FLIPPER STOPS, SEALS, TABS & LINERS . . . . .	77
DOOR WINDLACE . . . . .	77
DOOR WEATHERSTRIP . . . . .	78
DOOR WEATHERSTRIP CLIPS & PLUGS . . . . .	78
DOOR HINGE/POST/PILLAR SEALS, & J-SEALS . . . . .	78
DOOR COMPONENTS ADHESIVE & TOOLS . . . . .	78
DOOR HANDLE & LOCK PADS, GASKETS & SEALS . . . . .	78
DOOR CHECK LINK STOP, CUSHIONS & BUMPER . . . . .	79
DOOR BOTTOM DRAIN HOLE SEALS . . . . .	79
DOOR BUMPERS . . . . .	79

### VENT, DOOR, SIDE, & QUARTER WINDOW

FRONT DOOR VENT WINDOW MAIN SEALS & SETS . . . . .	79
FRONT DOOR VENT WINDOW DIVISION POST SEALS . . . . .	80
FRONT WINDOW DIVISION BAR RUN CHANNEL & RETAINERS . . . . .	80
VENT WINDOW FRAME FILLER TAPE . . . . .	80
WINDOW FUZZY & RUN CHANNEL KITS . . . . .	80
WINDOW GLASS RUN CHANNEL LINER . . . . .	81
WINDOW FUZZIE & RUN CHANNEL HARDWARE . . . . .	81
DOOR, SIDE & QUARTER WINDOW RUN CHANNELS . . . . .	81
DOOR WINDOW GLASS SETTING CHANNEL SETS . . . . .	81
DOOR/QUARTER WINDOW SETTING CHANNEL . . . . .	81
LOWER SIDE WINDOW & SASH CHANNEL RUBBER SEALS . . . . .	81
SASH CHANNEL & FRAME FILLER TAPE . . . . .	81
DOOR/QUARTER WINDOW PADS & BUMPERS . . . . .	81
DOOR/QUARTER WINDOW ANTI-RATTLE BUMPER & SETS . . . . .	82
REAR DOOR WINDOW & ROOFRAIL STOPS & SEALS . . . . .	82
REAR QUARTER WINDOW STOPS & SEALS . . . . .	82
REAR QUARTER STATIONARY WINDOW GLASS CHANNELS . . . . .	82
STATION WAGON QUARTER WINDOW CHANNELS & GROMMETS . . . . .	82
REAR SLIDING QUARTER WINDOW WEATHERSTRIP . . . . .	82
STATION WAGON QUARTER SLIDING WINDOW & SEALS . . . . .	82
REAR QUARTER VENT WEATHERSTRIP SEALS . . . . .	82
REAR DOOR VENT SEALS & GROMMETS . . . . .	83
REAR DOOR WINDOW DIVISION BAR RUN CHANNEL . . . . .	83

### BACK WINDOW AREA

BACK WINDOW GLASS RUBBER CHANNELS . . . . .	83
BACK WINDOW DRAIN HOSES . . . . .	83

### RUMBLESEAT, TRUNK,

### DECKLID & TAILGATE

TRUNK WEATHERSTRIP . . . . .	83
TRUNK & DECKLID BUMPERS . . . . .	84
TRUNK LID HINGE GASKET SETS . . . . .	84
TRUNK HANDLE FERRULES, GROMMETS & TOOL . . . . .	84
TRUNK LOCK & HANDLE GASKETS . . . . .	84
RUMBLESEAT PADS, BUMPERS, CORNERS & WEATHERSTRIP . . . . .	84
STATION WAGON TAILGATE WEATHERSTRIP . . . . .	84
STATION WAGON TAILGATE CLIPS & DRAIN SEALS . . . . .	84
STATION WAGON TAILGATE RUBBER BUMPERS . . . . .	84

### REAR BUMPER PADS & GROMMETS

REAR BUMPER GROMMETS . . . . .	85
REAR BUMPER TO BODY SEALS . . . . .	85
REAR FENDERSKIRT SEALS & CLIPS . . . . .	85

### CONVERTIBLE ONLY WEATHERSTRIP

CONVERTIBLE WINDSHIELD HEADER WEATHERSTRIP . . . . .	85
CONVERTIBLE WINDSHIELD A-PILLAR WEATHERSTRIP . . . . .	85
CONVERTIBLE ROOF RAIL WEATHERSTRIP . . . . .	85
CONVERTIBLE ROOF RAIL FILLERS, BUMPERS & COVERS . . . . .	85
CONVERTIBLE FOLDING TOP BOW RUBBER BUMPERS . . . . .	85
BOWDRILL CLOTH TAPE . . . . .	85
PUMP MOTOR & CYLINDER CUSHIONS, GROMMETS & SPACERS . . . . .	86
RUBBER TACK STRIPS . . . . .	86
TACK RAIL PADS . . . . .	86
PINCHWELD MOLDING RUBBER MOUNTING PADS . . . . .	86

### BUMPER, HOOD, COWL & FIREWALL

#### FRONT BUMPER GROMMETS



C497473RS 1935 Grommets . . . . .	104.00/pr
C498973RS 1936 Grommets, 4 1/4" x 3 1/4" . . . . .	125.00/pr
C500477RS 1937-38 Grommets, 4 9/16" x 2 1/2" . . . . .	133.00/pr
C502330RS 1939-40 Special & Quality 6, Grommets 2 3/16" x 3 3/4" . . . . .	86.00/pr
C504077RS 1939-40 Except Special & Quality 6, Grommets 2 7/16" x 4 1/4" . . . . .	90.00/pr

#### REAR BUMPER GROMMETS

C497481RS 1935-36 Grommets . . . . .	125.00/pr
C497473RS 1937-38 Grommets . . . . .	104.00/pr
C350670RS 1939 Special & Quality 6 Grommets, 4 1/4" x 2 5/16" . . . . .	97.00/pr
C504076RS 1940 Special & Quality 6 Except Wagon, Grommets, 4 15/16" X 2 3/8" . . . . .	76.00/pr
C502330RS 1940 Special & Quality 6 Grommets, 2 3/16" X 3 3/4" . . . . .	86.00/pr
C504077RS 1939-40 Except Special & Quality 6, Grommets 4 9/16" x 2 1/2" . . . . .	90.00/pr

#### HOOD BUMPERS & PADS

C496141RS 1934-36 Front Hood Corner Pads . . . . .	75.00/pr
C496124RS 1934 Rear Hood Corner Pads . . . . .	83.00/pr
C498714RS 1935-36 Rear Hood Corners Pads, 1 1/4" W . . . . .	24.00/pr
C4652124R 1955-56 Hood To Cowl Grill Bumpers, 8 Per Car . . . . .	1.00/ea

#### HOOD ADJUSTABLE BUMPERS & STUDS

C160722RS 1949-52 Front & Rear Hood Adjustable Bumper Studs with Nuts . . . . .	8.00/pr
C3716781R 1949-60 Front Hood Adjustable Bumper Cap . . . . .	0.70/ea
C160731RS 1953-57 Front & Rear Hood Adjustable Bumper Studs with Nuts . . . . .	10.00/pr
C3716781R 1953-60 Rear Hood To Shroud Bumper Cap . . . . .	0.70/ea
C400765RS 1958-60 Bumper with Stud & Cap, 5/16-18 X 2 1/8" . . . . .	4.00/set
C533596RS 1959 Square Shank Bumper with Stud & Cap 2 3/16", 7/8" Diameter . . . . .	18.00/ea

#### HOOD TO SHROUD, COWL OR FENDER BUMPERS

C4124441R 1955-60 Hood To Cowl Bumper, For 13/16" Hole . . . . .	6.00/ea
C519545R 1955-57 Hood To Fender Bumper . . . . .	3.25/ea
C531921R 1958-60 Hood Panel To Fender Bumper . . . . .	12.00/ea

#### HOOD TO COWL SEALS & CLIPS



C374969RS 1928-38 Seal Set with Clips, 12' Cloth Webbing & 12 Clips . . . . .	43.00/set
C4077267RS 1939-40 Seal Set with Clips, 7' Cloth Webbing & 6 Clips . . . . .	24.25/set
C4125516R 1941-48 Torpedo Self-Retaining Type Seal . . . . .	214.00/pr
C4125517R 1941-48 Streamliner Self-Retaining Type Seal . . . . .	206.00/ea
C4125517RPS 1941-48 Replacement Seal Set, Requires Hole Punching For Retainers . . . . .	31.00/set
C4595571RS 1949-54 Seal Set with Clips . . . . .	17.00/set
C4716862RS 1955-60 Seal Set with Clips . . . . .	15.00/ea
C4916739RS 1928-54 Metal Clip & Screw 8 Piece Set, Except Self-Retaining Type . . . . .	5.00/set
C3767720RS 1955-60 Metal Clip Set of 9, For Hood To Cowl Seal . . . . .	9.00/set
C480534R 1955-60 Clip, Plastic Replacement . . . . .	0.50/ea

### COWL VENT COVER GASKETS



C983639P 1940 Accessory Fresh Air Control Side Intake Vent Pad, 2 5/8" X 3 3/8" . . . . .	9.00/ea
C4023062R 1931-32 Gasket . . . . .	42.00/ea
C4034248R 1933 Gasket . . . . .	40.00/ea
C4060748R 1934 Gasket . . . . .	42.00/ea
C4060703R 1935-36 Gasket . . . . .	37.00/ea
C4081958R 1937-40 Gasket . . . . .	39.00/ea
C4113810R 1941-48 Streamliner Gasket . . . . .	70.00/ea
C4081958R 1941-48 Torpedo Gasket . . . . .	39.00/ea

### COWL VENT TUBES, GROMMETS & DRAIN GUTTERS

C4101941RS 1937-48 Vent Drain Tube, 19" Overall with 4 1/2" Cross Section . . . . .	26.00/ea
C4567223RS 1954 Vent Drain Gutter Grommet . . . . .	21.00/ea
C4667553RS 1955 Vent Drain Gutter Tubes . . . . .	18.00/pr
C4678561RS 1956-60 Drain Gutter Tubes . . . . .	18.00/pr
C4782251RS 1959-60 Cowl Drain Gutters, Except 2Dr Hardtop or Convertible . . . . .	143.00/pr

### FIREWALL GROMMETS



C485396R 1924-36 Grommet, 5/8" ID for 1" Hole . . . . .	7.50/ea
C379082R 1924-40 Grommet, 3/8" ID for 3/4" Hole . . . . .	7.00/ea
C4089552R 1926-48 Grommet, 3/8" ID for 1" Hole . . . . .	5.50/ea
C120879R 1926-54 Grommet, 1/2" ID for 7/8" Hole, 1931 Replaces Original 7/16" ID . . . . .	7.00/ea
C117961R 1926-54 Grommet, 3/8" ID for 5/8" Hole . . . . .	9.00/ea
C187540R 1926-54 Utility Grommet, 1/4" ID for 5/8" Hole, Replaces Original 17/64" ID . . . . .	6.00/ea
C1843566R 1932 Convertible Horn Wire Exit From Motor Cover Grommet, Fits 3/4" X 3/4" Semi-Circular Hole . . . . .	60.00/pr
C493908R 1932-54 Grommet, 2 Wire for 3/4" x 1 5/16" oval Hole . . . . .	18.00/ea
C495679R 1933-34 Grommet, 3/8" ID Angled Grommet for 1 1/4" Hole . . . . .	24.00/ea
C216551ER 1933-47 Grommet, 3/16" ID for 1/2" Hole . . . . .	9.00/ea
C216551LR 1933-47 Grommet, 3/8" ID for 1/2" Hole . . . . .	13.00/ea
C594341R 1937-38 Speedo Cable Thru Toe Board Grommet, 2 Wire For 1 3/4" Oval Hole . . . . .	18.00/ea
C3681096R 1937-48 Firewall Ignition Conduit thru Firewall Grommet, 5/16" ID for 1 1/2" Hole . . . . .	10.00/ea
C922285R 1937-48 Headlight Loom thru Body Grommet, ID 5/16" OD 17/16", small end ID 3/8" . . . . .	9.00/ea
C3653742E 1937-52 Wiring Harness Grommet, 9/16" ID for 1 3/8" Hole . . . . .	10.50/ea
C922295RP 1939 Headlamp Wire thru Fender Grommet, 3/8" ID for 5/8" Hole, Replaces Original for 21/32" Hole . . . . .	1.00/ea
C503397R 1939 Wiring Harness thru Toe Board Grommet, 3/4" ID for 1 1/8" Hole . . . . .	7.00/ea
C594413R 1939-48 Firewall Grommet, For 1 7/8" X 1 3/16" Hole . . . . .	10.00/ea
C4111335R 1940-41 Convertible Firewall Grommet, 3/4" ID for 7/8" Hole, for top vacuum Hoses . . . . .	9.00/ea
C504355RP 1940-48 Grommet, 4 Wire For 1" Hole . . . . .	2.50/ea
C3653742L 1940-57, 1940-48 Choke Cable, 1955-57 Horn Wire, Grommet, 1/8" ID for 5/8" Hole . . . . .	9.00/ea
C3695170R 1940-58 Wiring Harness Grommet, 4 Wire For 1 1/4" Hole . . . . .	2.50/ea
C3702356R 1940-60 Firewall & Utility Grommet, 3/16" ID for 3/4" Hole . . . . .	9.00/ea
C4551272R 1940-60 Firewall Fuel Gauge Line Grommet, 1/8" ID for 7/16" Hole . . . . .	6.00/ea
C3653742R 1940-60 Grommet, 1/8" ID for 1/2" Hole . . . . .	9.00/ea






C5942279RS	1940-60 Lamp Wiring Grommet, Fits 7/8" Hole . . . . .	7.00/pr
C875520R	1940-60 Speedo Cable Grommet, 1/4" ID for 13/16" Hole	9.00/ea
C4124441R	1949-60 Firewall Plug, For 13/16" Hole . . . . .	6.00/ea
C117972R	1953-57 Grommet, 5/16" ID for 7/8" Hole . . . . .	10.25/ea
C565427R	1954-56 Firewall to Wire Harness Grommet, 1 3/4" x 3" with 1/2" ID for 2 7/8" oval Hole . . . . .	32.00/ea
C3681096R	1955-57 AC Condenser Hose thru Core Support Grommet, 5/16" ID for 1 1/2" Hole . . . . .	10.00/ea
C493908R	1955-57 Replacement Grommet, 2 Wire For 3/4" X 1 5/16" Oval Hole . . . . .	18.00/ea
C3653742E	1956-58 Wiring Harness Grommet, 9/16" ID for 1 3/8" Hole . . . . .	10.50/ea
C3140663R	1958-60 Grommet, 1 1/2" with 3/4" ID for 1 3/16" Hole	11.00/ea
C127979R	1959 Grommet, 1 3/8" with 3/4" ID for 1 1/16" Hole . .	6.00/ea
C3711345R	1959-60 AC Control Cable, 1960 Except AC Air Inlet Cable Dash Grommet . . . . .	8.00/pr
C3696314R	1959-60 Antenna Lead Firewall Grommet. . . . .	9.00/ea
C2973058RP	1959-60 Firewall Main Wiring Harness Grommet with square passage . . . . .	10.00/ea
C4805844R	1959-60 Firewall Plug For 7/8" Hole . . . . .	4.50/ea
C3043055R	1960 Wagon, Wiring Grommet Thru Quarter or Tailgate, Two Wire, 1 13/16" OD . . . . .	32.00/ea

## FENDERS STONE SHIELDS & RUNNING BOARDS

### FENDER WELTING, WEBBING & RIBBON

C1399561RS	1926-33 Fender To Body Olive Canvas Body Webbing, 1/8" X 2", 20' Roll, Self-Adhesive Backing . . . . .	36.00/ea
C601726SR	1926-48 Front or Rear, 25' Roll Black, 1 3/8" Vinyl Over 3/16" Core . . . . .	16.00/roll
C601726LR	1926-48 Front or Rear, 25' Roll Black, 1 3/8" Vinyl Over 1/4" Core . . . . .	80.00/roll
C601726CR	1926-48 Front or Rear, 25' Roll Chrome, 1 3/8" Vinyl Over 3/16" Core . . . . .	80.00/roll
C507895RP	1942-48 Front Fender Cap Cork Ribbon, 1/16" Thick X 3' . . . . .	9.00/set

### MOLDED RUBBER STONE SHIELDS

		
C504376RS	1940 Except Torpedo 8, Stone Shield 12 1/8" . . . . .	170.00/pr
C1314346RS	1940 Torpedo 8, Stone Shield 15 3/4" Long . . . . .	647.00/pr
C1315538RS	1940 Torpedo 8, Body To Rear Fender Shield 14 1/2" . . . . .	228.00/pr
C505480RPS	1941 Shield Covers, Molded Flat without Metal Backing Plates, 13" L, 5 3/4" At Bottom, 9 3/4" At Top, Allow 4 Weeks . . . . .	160.00/pr

### A ARM SEALS & STAPLES

C4027564RS	Arm & Fender Splash Seal Staple Set of 20 . . . . .	6.00/set
C533593RS	1959-60 Except Catalina Splash Seal Set with Staples . . . . .	26.00/set
C533581RS	1959-60 Catalina Splash Seal Set with Staples . . .	26.00/set

### INNER TO OUTER FENDER, INNER ROCKER




		
C495567RP	1936-60 Masticated Flat Rubber Sheet, 1/8" X 42" X 60", Half Sheets Also Available . . . . .	64.00/ea
C4615576RS	1956-57 All & 1958 Wagon, Inner Rocker Panel Drain Cover & Dust Shield 1 3/8" X 1 3/4" . . . . .	27.00/pr
C530368RS	1958 Inner To Outer Fender Seal Set Of 4 . . . . .	23.00/set
C4615576RS	1959-60 All 2Dr Models, Inner Rocker Panel Drain Cover & Dust Shield 1 3/8" X 1 3/4" . . . . .	27.00/pr

### SIDE TIRE CARRIER PADS & GROMMETS

C120013RS	1928-32 Grommets, 2 Pairs Required Per Car . . . . .	68.00/pr
C496368R	1934-36 Grommets, 2 Required . . . . .	12.00/ea
C494450R	1932 Retainer Pad, 3 5/8" X 1 7/8" . . . . .	13.00/ea
C493771R	1933 Retainer Pad, 5 1/8" X 8 3/4" . . . . .	23.50/ea
C495601R	1934-36 Retainer Pad, 6" X 5 1/2" . . . . .	18.25/ea

### RUNNING BOARD RUBBER MATERIAL

Comes in a 3' x 6' sheet. 1/8" in thickness.

		
CFINERIB	1926-34 Material, 9 Fine Ribs Per Inch . . . . .	83.00/ea
COMPRIB	1935-36 Material, 1/4" Rib Followed By 1/2" Of Fine Ribs . . . . .	83.00/ea
CWIDERIB	1937-40 Material, 3/8" Wide Ribs 3/8" Apart. . . . .	83.00/ea

## WINDSHIELD

### WINDSHIELD RUBBER CHANNELS, GASKETS & SEALS

Pontiacs from 1926-32 had "crank-up" or "swing-out" windshields. 1935-52 Pontiacs had two-piece Windshields separated by a Division Bar or Post. This Division Bar sometimes requires a Division Bar Gasket or Retainer Seal. Some 1941-48 two piece Windshields require both a Division Bar Gasket & a Pinch Weld Seal. The Pinch Weld Seal retains the chrome or "Reveal" molding on the outside of the Windshield. Pinch Weld Seals are listed below; Division Bar Gaskets are listed in the next section. For cars without a prefabricated Windshield Seal available we list correct type bulk channels.

		
C4390037RS	1926-31 Except Conv Crank-Up Windshield Seal Set Includes Sides & Lower Strip For Cowl Dovetail Groove; For Upper Order C363253R . . . . .	154.00/set
C363253R	1926-31 Crank-Up Upper Sash Channel Filler Seal . . . . .	4.00/ft
C4004246RS	1928-29 Convertible Swing Out Windshield Seal Set Of 3, Sides & Bottom. . . . .	148.00/set
C4037877R	1930-32 Convertible Lower Windshield Seal, 4' X 1 1/8" . . . . .	87.00/ea
C4027811RS	1932 Except Conv Crank-Up Seal Set Of 4, Top, Bottom & Sides . . . . .	163.00/set
C370356RS	1933 Roadster Windshield Side Arm To Base Gaskets . . . . .	67.00/pr
C4034226R	1933-34 Convertible Lower Frame Mounting Pad, Molded In Two Parts with Joint In Center & Canvas Base . . . . .	204.00/ea
C4046185R	1934 Except Conv Channel . . . . .	40.00/ea
C4059400R	1935 Convertible Channel . . . . .	255.00/ea
C4058826R	1935-36 Except Conv Channel, For Division Bar Gasket See C4065086Rs . . . . .	159.00/ea
C4074259R	1937-38 Except Conv Channel, For Division Bar Gasket See C4068454Rs . . . . .	58.00/ea
C4089916R	1937-38 Convertible Channel, For Division Bar Gasket See C4068454Rs . . . . .	159.00/ea
C4089916R	1939 Quality 6 Channel, For Division Bar Gasket See C4068454Rs . . . . .	159.00/ea
C4098021R	1939 Deluxe Except Conv Channel, Type 1, For Division Bar Gasket See C4098434Rs . . . . .	180.00/ea
C4090317R	1939 Deluxe 2Dr Except Conv Channel, Type 2, For Division Bar Gasket See C4090373Rs . . . . .	182.00/ea
C4090318R	1939 Convertible Channel, For Division Bar Gasket See C4090374Rs . . . . .	203.00/ea
C4099932R	1940 Special 6 Channel, For Division Bar Gasket See C4125417R. . . . .	192.00/ea
C4099228R	1940 Deluxe Except Conv Channel, For Division Bar Gasket See C4125417R. . . . .	205.00/ea
C4099230R	1940 Convertible Channel, For Division Bar Gasket See C4125417R. . . . .	225.00/ea

C4099229R	1940 Torpedo 8 Channel, For Pinchweld Seal C4112599R & Division Bar Gasket See C4125417R . . . . .	248.00/ea
C4099229R	1941 Custom Channel, For Pinchweld Seal C4112599R & Division Bar Gasket See C4125417R . . . . .	248.00/ea
C4114945R	1941-48 Streamliner Channel, For Pinchweld Seal C4112599R & Division Bar Gasket See C4125417R . . . . .	206.00/ea
C512807R	1941-48 Wagon Channel, For Pinchweld Seal C4112599R & Division Bar Gasket See C513396R. . . . .	330.00/ea
C4122594R	1941-48 Torpedo Except Sedan Coupe Channel, For Pinchweld Seal See C4112599R & Division Bar Gasket See C4125417R . . . . .	60.00/ea
C4125418R	1942-48 Torpedo Sedan Coupe Channel, For Pinchweld Seal See C4112599R & Division Bar Gasket See C4125417R . . . . .	185.00/ea
C4585280R	1949-51 Streamliner Exc Wagon or Delivery, Channel . . . . .	66.00/ea
C4573857R	1949-52 Convertible & 2Dr Hardtop, Channel. . . . .	65.00/ea
C4587340R	1949-52 Chieftain 2Dr & 4Dr Sedans, Channel . . . . .	75.00/ea
C4573858R	1949-52 Wagon, Channel . . . . .	240.00/ea
C4601374R	1953-54 Except Conv or 2Dr Hardtop, Channel. . . . .	57.00/ea
C4601373R	1953-54 Convertible & 2Dr Hardtop, Channel. . . . .	52.00/ea
C4663515R	1955-57 Except Convertible, Channel. . . . .	50.00/ea
C4650350R	1955-57 Convertible, Channel . . . . .	50.00/ea
C4714578R	1958 Except Conv or Bonneville, Channel . . . . .	59.00/ea
C4714859R	1958 Bonneville & Convertibles, Channel . . . . .	64.00/ea
C4803020R	1959-60 2Dr & 4Dr Hardtop & Convertible, Channel . . . . .	80.00/ea
C4757011R	1959-60 All Sedan & Wagon, Channel . . . . .	60.00/ea

### BULK WINDSHIELD RUBBER CHANNELS

C4046185B	1933-34 Bulk Channel, Takes 8 Feet . . . . .	9.00/ft
C4058826B	1935-36 Bulk Channel, Takes 8 Feet . . . . .	9.00/ft
C4122594B	1937-48 without Reveal Moldings, Bulk Channel, Takes 12 Feet. . . . .	3.00/ft
C4125418B	1937-48 with Reveal Moldings, Bulk Channel, Takes 12 Feet. . . . .	3.00/ft
C4663515B	1949-54 Bulk Channel . . . . .	7.00/ft

### WINDSHIELD CENTER POST SEALS, RUBBER RETAINERS & PINCHWELD WEATHERSTRIP

C603954R	1935-54 Division Channel Filler Tape, Cork, 1 1/2" X 1/32" . . . . .	2.50/ft
C603955R	1935-54 Division Channel Filler Tape, Cork, 1 1/2" X 1/16" . . . . .	2.50/ft
C603956R	1935-54 Division Channel Filler Tape, Cork, 1 1/2" X 3/32" . . . . .	3.50/ft
C4065086RS	1935-36 Except 1935 Conv, Post Seal Set . . . . .	119.00/set
C4068454RS	1937-38 Post Seal Set . . . . .	87.00/set
C4089926RS	1939 Quality 6 Post Seal Set . . . . .	69.00/set
C4098434RS	1939 Deluxe 2Dr Post Seal, For Cars with Separate Division Bar. . . . .	84.00/set
C4090373RS	1939 Deluxe 4Dr Post Seal, For Cars with Separate Division Bar. . . . .	116.00/set
C4090373RS	1939 2Dr Except Conv, 1st Type Seal Set, For Cars with Separate Division Bar. . . . .	116.00/set
C4098434RS	1939 2Dr Except Conv, 2nd Type Seal Set, For Cars with Separate Division Bar. . . . .	84.00/set
C4090374RS	1939 Convertible Post Seal Set . . . . .	87.00/set
C4125417R	1940-48 Exc Wagon, Division Post Retainer Seal . . . . .	49.00/ea
C513396R	1940-48 Wagon Division Post Retainer Seal . . . . .	55.00/ea
C4112599R	1940-48 Reveal Molding Pinchweld Seal . . . . .	28.00/ea

### WINDSHIELD WIPER TRANSMISSION PADS

Overlapping year ranges indicate different size pads have been found in those years. Please refer to the listed measurements to find the correct pads.

		
C4065094RS	1935-36 Pads, 2 1/2" W X 1 1/8" L. . . . .	21.00/pr
C4082366RS	1937-38 Pads, 1 3/4" W X 2 1/4" L. . . . .	20.00/pr
C4089635RS	1939 Early Deluxe with Small Wiper Hole Pads, 7/8" W X 1 1/8" L . . . . .	18.00/pr
C4097038RS	1939 Late Deluxe with Large Wiper Hole, 1940 Deluxe . . . . .	20.00/pr

C4081918RS	1939 Special & Quality 6 Pads. . . . .	16.00/pr
C4097038RS	1940 Deluxe Pads . . . . .	20.00/pr
C4116798RS	1940-41, 1940 Special 6 & 1941 Deluxe 6, Pads, 1 3/4" X 2 1/8" . . . . .	5.00/pr
C4099343RS	1940-41, 1940 Torpedo 8 & 1941 Custom, Pads, 2 1/8" W X 2 3/4" L . . . . .	21.00/pr
C4099343RS	1942-48 Streamliner & Chieftain Pads, 2 1/8" W X 2 3/4" L . . . . .	21.00/pr
C4116798RS	1942-48 Torpedo Pads, 1 3/4" X 2 1/8" . . . . .	5.00/pr
C4562197RS	1949-52 Pads, 1 3/8" X 2" . . . . .	6.50/pr
C4597009RS	1953-54 Pads, 1 1/4" X 1 3/8" . . . . .	16.00/pr

### WINDSHIELD WIPER GROMMETS & DRIVE SEALS

C4093397RP	1939-41 Wiper Control Lever At Motor Grommet, 1/8" ID X 3/8" OD . . . . .	1.00/ea
C3685792RS	1939-48 Wiper Link Grommet Type Bumper . . . . .	1.00/pr
C4161287R	1947-52 Wiper Control Connecting Link Grommet . . . . .	8.00/ea
C4630475RS	1953-54 Wiper Motor Drive To Firewall Seal Set . . . . .	12.00/set
C20489125R	1959-60 Wiper Motor To Firewall Seal. . . . .	10.00/ea
C4906012R	1959-60 Motor Crank Arm Seal, Cap Type For 2 Speed Motor . . . . .	46.00/ea
C3711345R	1960 Wiper Nozzle Grommet . . . . .	8.00/pr
C4905487RPS	1959-60 Replacement Wiper Motor Mounting Grommet Set of 3 . . . . .	4.00/set

## DOOR & ROOFRAIL SEALS & BUMPERS

### ROOF RAIL WEATHERSTRIP

The Roof Rail Weatherstrip installs in the door opening on the roofline for Hardtop cars. The top of the Door Window seals against it when the door is shut. 1952-57 Two Door Hardtops had a mechanical spring-loaded metal Roof Rail.

		
C4605528RS	1950-51 Hardtop Type 1, Goes Over Front & Quarter Windows . . . . .	482.00/pr
C4600738RS	1950-51 Hardtop Type 2, Goes Over Front Doors Only. . . . .	405.00/pr
C4687748RS	1955-57 Custom Safari. . . . .	199.00/pr
C4671009RS	1956-57 4Dr Hardtop / Catalina Sedan . . . . .	500.00/pr
C4724647RS	1958 Bonneville 2Dr Hardtop . . . . .	73.00/pr
C4758833RS	1958 2Dr Hardtop Except Bonneville . . . . .	30.00/pr
C4724645RS	1958 4Dr Hardtop & Catalina Sedan . . . . .	237.00/pr
C4783153RS	1959-60 2Dr Hardtop. . . . .	80.00/pr
C4782170RS	1959-60 4Dr Hardtop. . . . .	273.00/pr

### WINDSHIELD A PILLAR SEALS

C4610964RS	1952 Hardtop A Pillar Seal . . . . .	182.00/pr
C4616480RS	1952 Hardtop Filler Seal, Roof Rail At Hinge Pillar . . . . .	112.00/pr
C4719183RS	1955-58 Except Sedan A Pillar Seals . . . . .	15.00/pr

### FLIPPER STOPS, SEALS, TABS & LINERS - 2DR HARDTOPS

C4615470RS	1953-54 Front Flipper Stops . . . . .	46.00/pr
C4659971RS	1955-57 Front Flipper Stops . . . . .	22.00/pr
C4650269RS	1955-57 Rear Flipper Stops . . . . .	16.60/pr
C4615527RS	1953-54 Flipper To Body Seals . . . . .	22.00/pr
C4662868RS	1955-57 Flipper To Body Seals . . . . .	26.00/pr
C4156638RS	1955-57 Front Flipper To Vent Stops . . . . .	12.00/pr
C4690492RS	1955-57 Striker Sleeve/Nylon Tabs . . . . .	10.00/pr
C4090504RS	1955-57 Liners with Stainless Bead, 7/16" W X 15/64" H X 32" L . . . . .	47.00/pr

### DOOR WINDLACE

		
CWINDLACECLO	1926-34 Woven Cloth Windlace, By The Yard. . . . .	22.00/yard



**DOOR WEATHERSTRIP**



C4060856RS	1935-36 2Dr Models, Includes Bottom Seal . . . . .	INQ/kit
C4064663RS	1935-36 4Dr Models, Includes Bottom Seal . . . . .	INQ/kit
C4082250RS	1937-38 2Dr Models Except Conv, Includes Bottom Seal . . . . .	177.00/kit
C4091960RS	1937-38 4Dr Models Except Conv, Includes Bottom Seal . . . . .	354.00/kit
C4093680RS	1939 Deluxe, 4Dr, Kit without Corners . . . . .	62.00/kit
C4082250RS	1939 Quality 6, 2Dr Models Except Conv, Includes Bottom Seal . . . . .	177.00/kit
C4091960RS	1939 Quality 6, 4Dr Models, Includes Bottom Seal . . . . .	354.00/kit
C4093684RS	1939-48 2Dr Models Except Conv, Kit without Corners . . . . .	90.00/kit
C4099378RS	1940 Torpedo 8 2Dr, Kit with Molded Corners . . . . .	172.00/kit
C4099376RS	1940 Torpedo 8 4Dr, Kit with Molded Corners . . . . .	297.00/kit
C4093680RS	1940-48 4Dr Models, Kit without Corners . . . . .	62.00/kit
C4099378RS	1941 2Dr Models Except Conv, Kit with Molded Corners . . . . .	172.00/kit
C4099376RS	1941 4Dr Models, Kit with Molded Corners . . . . .	297.00/kit
C4131426RS	1941-48 Convertible, Kit Includes Bottom Seal . . . . .	415.00/pr
C4115251RS	1942 4Dr Models, Front or Rear Kit with Molded Corners & Hinge Seals . . . . .	232.00/kit
C4143074RS	1942-48 4Dr Models Except 1942 Conv & 46-48 Sedan Coupe, Front & Rear Kit with Molded Corners & Hinge Seals . . . . .	417.00/kit
C4132022RS	1942-48 Streamliner Complete Front Door Kit . . . . .	450.00/kit
C4132024RS	1942-48 Streamliner Complete Rear Door Kit . . . . .	430.00/kit
C4143072RS	1946-48 2Dr Models Exc Conv or Torpedo Sedan Coupe, with Molded Corners & Hinge Seals . . . . .	197.00/kit
C4144186RS	1946-48 4Dr Front & Rear Kit with Molded Corners & Hinge Seals . . . . .	347.00/kit
C4143074RS	1946-48 Torpedo Sedan Coupe, Kit with Molded Corners & Hinge Seals . . . . .	417.00/kit
C4565919RS	1949-52 2Dr & 4Dr Except HT or Conv, Front only includes hinge cover . . . . .	291.00/set
C4565923RS	1949-52 4Dr Models Rear Only, Bulk Weatherstrip . . . . .	45.00/set
C4567203RS	1949-52 Hardtop & Convertible, Includes Hinge Cover . . . . .	278.00/kit
C4191860RS	1953-54 2Dr Models Except HT or Conv . . . . .	60.00/kit
C4648290RS	1953-54 4Dr Models, Front & Rear Kit . . . . .	120.00/kit
C4620563RS	1953-54 Hardtop & Convertible . . . . .	232.00/pr
C4655144RS	1955-57 2Dr Hardtop & Convertible . . . . .	80.00/pr
C4671311RS	1955-57 Custom Safari . . . . .	105.00/pr
C4647173RS	1955-60 All Post Sedans & Wagons, Front or Rear, Bulk without Molded Ends . . . . .	50.00/pr
C4670442RS	1956-57 4Dr Hardtop, Front with Molded Ends . . . . .	230.00/pr
C4670448RS	1956-57 4Dr Hardtop, Rear with Molded Ends . . . . .	260.00/pr
C4729434RS	1958 2Dr Hardtop Except Bonneville . . . . .	235.00/pr
C4647173RS	1958 2Dr Sedan Bulk without Molded Ends . . . . .	50.00/pr
C4730869RS	1958 4Dr Sedan & Wagon, Fronts with Molded Ends . . . . .	245.00/pr
C4731512RS	1958 4Dr Sedan, Rear with Molded Ends . . . . .	211.00/pr
C4731551RS	1958 Bonneville 2Dr Hardtop & Convertible . . . . .	85.00/pr
C4729574RS	1958 Canadian 2Dr Wagon & Sedan Delivery with Molded Ends . . . . .	157.00/pr
C4801932RS	1959-60 2Dr Hardtop with Molded Ends . . . . .	221.00/pr
C4758453RS	1959-60 2Dr Sedan with Molded Ends . . . . .	197.00/pr
C4758521RS	1959-60 4Dr Hardtop, Front with Molded Ends . . . . .	199.00/pr
C4758704RS	1959-60 4Dr Hardtop, Rear with Molded Ends . . . . .	207.00/pr
C4758552RS	1959-60 4Dr Sedan & Wagon, Front with Molded Ends . . . . .	194.00/pr
C4758671RS	1959-60 4Dr Sedan, Rear with Molded Ends . . . . .	211.00/pr
C4758673RS	1959-60 4Dr Wagon, Rear with Molded Ends . . . . .	227.00/pr

**DOOR WEATHERSTRIP CLIPS & PLUGS**

C4082247R	1935-39 Door Opening Door Bottom Seal Clip . . . . .	4.00/ea
C4113415R	1937-39 Sides & Top Clip, J-Shape . . . . .	0.50/ea
C4131105R	1942-48 Door Bottom Clip . . . . .	1.75/ea
C4653672R	1953-60 Clip 1/2" Long, 13/32" Head . . . . .	6.00/ea
C8631909R	1953-59 Black Plastic Retainer Clip, Replacement For C4653672R . . . . .	0.25/ea
C4876498R	1960 Black Plastic Retainer T-Clip . . . . .	0.25/ea
C4665930RS	1955-60 2 Prong Clips & Screws . . . . .	3.50/pr

**DOOR HINGE/POST/PILLAR SEALS, WEATHERSTRIP & J-SEALS**



C4066759RS	1936 Front Upper Hinge Seals, Steel Core & Screws . . . . .	12.00/pr
C4074396RS	1937-38 Front Upper Hinge Post Seals, Steel Inserts . . . . .	100.00/pr
C3692045R	1942-49 Door Opening By Hinge Weatherstrip . . . . .	10.00/ft
C4571889RS	1949-52 Rear Of Fender Opening Sealing Strips, Nylon-Reinforced Rubber . . . . .	97.00/pr
C4589812RS	1949-52 Hardtop & Convertible Hinge Pillar At Beltline Weatherstrip . . . . .	97.00/pr
C4571919RS	1949-52 Except HT or Conv Front Door Opening Hinge Pillar at Beltline Weatherstrip . . . . .	101.00/pr
C4589398RS	1949-52 ExchT or Conv Front Door Opening Body Hinge Pillar at Beltline Weatherstrip, Included in C4571919RS . . . . .	135.00/pr
C4615019RS	1950-52 Hardtop & Conv Door Opening Body Lock Pillar Auxiliary Seals, 30" . . . . .	49.00/pr
C4654560RS	1955-57 Front Door Opening Auxiliary J-Seals . . . . .	19.00/pr
C4698924RS	1958 Front Door Opening Auxiliary J-Seals . . . . .	35.00/pr
C4758392RS	1959-60 Front Door Auxiliary J-Seals . . . . .	31.00/pr

**DOOR COMPONENTS ADHESIVE & TOOLS**



C10953479Y	Yellow Weatherstrip Adhesive . . . . .	9.50/ea
C10953479B	Black Weatherstrip Adhesive . . . . .	9.50/ea
CB223	1926-48 Ferrule Installation Tool . . . . .	62.00/ea
C4280302R	1926-37 Ferrule Only use with Grommet C4003748R or C4099819R . . . . .	10.00/ea
C4003748R	1926-37 Grommet Only, 1 3/16" OD, Use with Ferrule C4280302R . . . . .	11.00/ea
C4099819R	1937 Grommet Only, 1 1/8" OD, Use with Ferrule C4280302R . . . . .	12.00/ea
C4082057R	1938-48 Grommet . . . . .	10.00/ea
C4082056R	1938-40 Exc 1940 Torpedo 8 Ferrule & Grommet . . . . .	10.00/set
C4125630R	1940 Torpedo 8 & 1941-48 Ferrule & Grommet . . . . .	10.00/set

**DOOR HANDLE & LOCK PADS, GASKETS & SEALS**



C4147640R	1938 Door Handle Escutcheon Pads . . . . .	18.00/pr
C4099768RS	1940 Torpedo 8 Front Dr Latch Water Deflector Seals . . . . .	50.00/pr
C4099768RS	1941-48 Front or Rear Dr Latch Water Deflector Seals . . . . .	50.00/pr
C1394712RS	1939-40 Except Special & Quality 6 Door Lock Cylinder Gaskets . . . . .	5.00/pr
C1394712RS	1941-48 All Door Lock Cylinder Gaskets . . . . .	5.00/pr
C4587931R	1954-60 Front Door Lock Cylinder Gasket . . . . .	1.00/ea
C3704007RS	1949-54 Handle Gasket 6 Piece Set, Front or Rear . . . . .	3.75/set
C3719304RS	1955-57 Handle Gasket 6 Piece Set, Front or Rear . . . . .	10.00/set
C3754938RS	1958 Handle Gasket 6 Piece Set, Front or Rear . . . . .	16.00/set
C4762517RS	1959 Handle Gasket Set, Front Door . . . . .	13.00/set
C3772582RS	1959 Handle Gasket Set, Rear Door . . . . .	12.00/set
C4762517RS	1960 Handle Gasket Set, Front or Rear, Does 2 Doors . . . . .	13.00/set

**DOOR CHECK LINK STOP, CUSHIONS & BUMPER**

C4290065R	1930-38 Rod Type Door Check Link Stop Cushion, 1 1/4" X 1/2" . . . . .	19.00/ea
C4290073R	1930-38 Rod Type Link Stop Cushion, 1" X 3/8" Use with C4082335R . . . . .	10.00/ea
C4082335R	1930-39 Front or Rear Door Rod Type Link Bumper Use with C4290073R or C4290065R . . . . .	12.00/ea
C4091161R	1939 Deluxe Front Door Link Stop Cushion . . . . .	36.00/ea
C4290065R	1939 Deluxe Rear Door Rod Type Door Check Link Stop Cushion, 1 1/4" X 1/2" . . . . .	19.00/ea
C4290073R	1939 Deluxe Rear Door Rod Type Link Stop Cushion, 1" X 3/8" Use with C4082335R . . . . .	10.00/ea
C4082335R	1940 Except Torpedo 8 Front Door Rod Type Link Bumper, Use with C4290073R or C4290065R . . . . .	12.00/ea
C4290065R	1940 Except Torpedo 8 Front Door Rod Type Door Check Link Stop Cushion, 1 1/4" X 1/2" . . . . .	19.00/ea
C4290073R	1940 Except Torpedo 8, Front Door Rod Type Link Stop Cushion, 1" X 3/8" Use with C4082335R . . . . .	10.00/ea
C4091161R	1940 Torpedo 8 Front & All Rear Door, Link Stop Cushion . . . . .	36.00/ea
C4091161R	1941-48 All Front or Rear, Link Stop Cushion . . . . .	36.00/ea

**DOOR BOTTOM DRAIN HOLE SEALS**

C4685752RS	1956-58 Seal Set with Hardware, Does 2 Doors . . . . .	11.95/set
C4779422RS	1959-60 Seals, 3 5/8" X 13/32" . . . . .	9.00/pr

**DOOR BUMPERS**



C4220031RS	1926-28 All, 1929 Oakland, 1933 P8 Roadster Dovetail Aligning Wedge Pads . . . . .	31.00/pr
C4031454R	1926-40 Opening Hinge Pillar Rubber Bumper, Round 1/4" Thick . . . . .	12.00/ea
C4220091R	1927-33 Except Conv Door Side Jamb Rubber Bumper, Round Top with Screw Hole . . . . .	14.00/ea
C4220091S	1927-33 Except Conv Door Side Jamb Rubber Bumper, Rectangular with Screw Hole . . . . .	25.00/ea
C4024073R	1927-33 Convertible Door Side Jamb Bumper, Held On By Clip . . . . .	14.00/ea
C4220132RS	1929-30 Door Dovetail Aligning Wedge Pad, Goes Under Retainer . . . . .	12.00/ea
C4024359R	1933-39 Door Side Jamb Bumper, Inserts Into 3/8" Deep Metal Flange . . . . .	12.00/ea
C4061413R	1933-39 Door Side Jamb Bumper, Inserts Into 1/2" Deep Metal Flange . . . . .	14.00/ea
C4076899RS	1933-40 2Dr Convertible Door Opening Lock Pillar Bumpers, 2 Pr Per Car . . . . .	30.00/pr
C4081765R	1933-40 Single Prong Door Opening Rubber Bumper, 1/2" X 5/16" . . . . .	1.00/ea
C4047674RS	1935 Except Conv Door Jamb Edge Square Bumpers, L-Shaped . . . . .	89.00/pr
C4063520RS	1935-40 Door Hinge Pillar Round Bumpers, Pair with Screws . . . . .	5.00/pr
C4063520RS	1941-48 Except Torpedo, Hinge Pillar Round Bumpers with Screws . . . . .	5.00/pr
C4076899RS	1941-53 Conv & Hardtop Door Opening Lock Pillar Bumpers, 2 Pr Per Car . . . . .	30.00/pr
C4081765R	1941-58 Single Prong Door Opening Rubber Bumper, 1/2" X 5/16" . . . . .	1.00/ea
C4565786R	1949-55 Door Opening Body Side Lock Pillar Rubber Bumper, 2 Prong 3/8" H . . . . .	4.00/ea
C4565671RS	1949-58 Door Opening Bumper, Single Round Screw Mount 1/2" H . . . . .	6.50/set
C4564974R	1949-58 Door Opening Rubber Bumper, 2 Prong 1/2" H . . . . .	1.50/ea
C4721222R	1955-58 Door Opening Rubber Bumper, Single Prong . . . . .	1.25/ea
C4668116R	1956-57 4Dr Hardtop Rear Door Lock Access Plug . . . . .	5.15/ea

C4603240R	1956-58 Door Opening Rubber Bumper, For Rectangular Slot . . . . .	1.75/ea
C9777365R	1958 Front Upper Hinge Pillar Body Side Bumper, Round Cone-Shaped Single Prong . . . . .	1.30/ea
C4701420R	1958 Wagon Front Lower Door Side Rubber Bumper, For Rectangular Slot, 5/8" H . . . . .	4.00/ea
C4701420R	1959 4Dr Hardtop Side Front Door Bumper, For Rectangular Slot, 5/8" High . . . . .	4.00/ea
C4779601R	1959 Rear Door Bumper, 1 3/4" Dia Plug Style . . . . .	10.00/ea
C4758257R	1959 Rear Door Lock Access Hole Plug, 1 3/8" Diameter Hole . . . . .	7.00/ea
C4565786R	1959 4Dr Sedan & Wagon Side Rear Door Upper Bumper, 2 Prong 3/8" . . . . .	4.00/ea
C4565671RS	1959 4Dr Sedan & Wagon Body Side Front Door Upper, Single Round Screw Mount . . . . .	6.50/set
C7635877R	1959-60 2Dr Rear Door Upper Bumper, For Single Oval Mounting Slot . . . . .	11.00/ea
C1304225R	1959-60 4dr Except HT, Side Front Door bumper, Single Prong . . . . .	0.75/ea
C4701420R	1959-60 4dr Except HT Side Front Door Bumper, for rectangular slot, 5/8" H . . . . .	4.00/ea
C20376243R	1959-60 All 4Dr Body Side Rear Door Lower, 2 Prong 1 1/16" X 3/8" X 13/16" . . . . .	1.25/ea
C4751839R	1959-60 Rear Door Lock Access Hole Plug, 1 5/16" Diameter Hole . . . . .	11.00/ea

**VENT, DOOR, SIDE, & QUARTER WINDOW SEALS & COMPONENTS**

**FRONT DOOR VENT WINDOW MAIN SEALS & SETS**

Sets include the Main Vent & Division Post Seals. Please inquire for Main Seals only.



C4041611RS	1933 2Dr Models, Vent & Division Post Seal Set . . . . .	245.00/set
C4041614RS	1933 4Dr Models, Vent & Division Post Seal Set . . . . .	290.00/set
C4044721RS	1934 Except Convertible, Vent & Division Post Seal Set . . . . .	235.00/set
C4048746RS	1934 Convertible, Vent & Division Post Seal Set . . . . .	244.00/set
C4058880RS	1935-36 2Dr Models Except Conv, Vent & Division Post Seal Set . . . . .	245.00/set
C4058882RS	1935-36 4Dr Models, Vent & Division Post Seal Set . . . . .	235.00/set
C4059423RS	1935 Convertible Vent & Division Post Seal Set . . . . .	255.00/set
C4065870RS	1936 Convertible Vent & Division Post Seal Set . . . . .	244.00/set
C4081808RS	1937-38 Except Conv, Vent & Division Post Seal Set . . . . .	253.00/set
C4082432RS	1937-38 Convertible, Vent & Division Post Seal Set . . . . .	230.00/set
C4081808RS	1939 Special & Quality 6, Vent & Division Post Seal Set . . . . .	253.00/set
C4090545RS	1939-40 Deluxe Except Conv, Vent & Division Post Seal Set . . . . .	235.00/set
C4090547RS	1939-40 Convertible, Vent & Division Post Seal Set . . . . .	248.00/set
C4101984RS	1940 Special 6, Vent & Division Post Seal Set . . . . .	220.00/set
C4099410RS	1940 Torpedo 8, Vent & Division Post Seal Set . . . . .	213.00/set
C4099410RS	1941 Custom, Vent & Division Post Seal Set . . . . .	213.00/set
C4146466RS	1941-48 Streamliner Except Wagon, Vent & Division Post Seal Set . . . . .	268.00/set
C4117558RS	1941-48 Torpedo Except Conv or Sedan Coupe, Vent & Division Post Seal Set . . . . .	60.00/set
C4118506RS	1941-48 Convertible Vent & Division Post Seal Set . . . . .	275.00/set
C4099410RS	1941-48 Wagon, Vent & Division Post Seal Set . . . . .	231.00/set
C4134792RS	1942-48 Torpedo Sedan Coupe Vent & Division Post Seal Set . . . . .	235.00/set
C4151481RS	1949-52 Except HT or Conv, Vent & Division Post Seal Set . . . . .	60.00/set
C4180806RS	1949-52 Hardtop & Convertible Vent, Division Post & Auxiliary Seal Set . . . . .	290.00/set

WEATHERSTRIP



C4191719RS	1953-54 Except HT or Conv, Vent & Division Post Seal Set . . . . .	60.00/set
C4154777RS	1953-54 Hardtop & Convertible, Vent & Division Post Seal Set . . . . .	255.00/set
C4156645RS	1955-57 2Dr & 4Dr Hardtop, Vent & Division Post Seal Set . . . . .	73.00/set
C4156297RS	1955-57 Sedan & Wagons, Vent & Division Post Seal Set . . . . .	73.00/set
C4156645RS	1955-57 Convertible & Custom Safari, Vent & Division Post Seal Set . . . . .	73.00/set
C4238957RS	1958 2Dr & 4Dr Sedan, Vent & Division Post Seal Set . . . . .	235.00/set
C4237069RS	1958 2Dr & 4Dr Hardtop Except Bonneville, Vent & Division Post Seal Set . . . . .	270.00/set
C4237005RS	1958 Bonneville & Convertible, Vent & Division Post Seal Set . . . . .	72.00/set
C4237019RS	1958 Wagon, Vent & Division Post Seal Set . . . . .	268.00/set
C4304457RS	1959 2Dr & 4Dr Sedan, Vent & Division Post Seal Set . . . . .	235.00/set
C4306084RS	1960 2Dr & 4Dr Sedan, Vent & Division Post Seal Set . . . . .	240.00/set
C4304479RS	1959-60 2Dr & 4Dr Hardtop & Convertible, Vent & Division Post Seal Set . . . . .	56.00/set




**FRONT DOOR VENT WINDOW DIVISION POST SEALS**

Installs in the Division Post between the Vent & Door Window facing the Vent Window.

C4605963RS	1933-54 Universal Seals . . . . .	22.00/pr
C4038588RS	1933 Sedan & Coupe, Verify Length 12 3/8" . . . . .	66.00/pr
C4044760RS	1934 Except Convertible, Seals . . . . .	66.00/pr
C4075432RS	1937-38 Convertible, Seals . . . . .	66.00/pr
C4090562RS	1937-38 Except Convertible, Seals . . . . .	66.00/pr
C4090562RS	1939 25 Special & Quality 6, Seals . . . . .	66.00/pr
C4238971RS	1939-40 Deluxe Except Conv, Seals . . . . .	66.00/pr
C4090578RS	1939-40 Convertible, Seals . . . . .	66.00/pr
C4099420RS	1940 Torpedo 8, Seals . . . . .	66.00/pr
C4099420RS	1941 Custom, Seals . . . . .	66.00/pr
C4162768RS	1941-48 Streamliner Except Wagon, Seals . . . . .	66.00/pr
C4190980RS	1941-48 Convertible, Seals . . . . .	66.00/pr
C4180812RS	1941-48 Wagon, Seals . . . . .	66.00/pr
C4180812RS	1949-52 Hardtop & Convertible, Seals . . . . .	66.00/pr
C4190980RS	1949-54 Sedan & Wagon, Seals . . . . .	66.00/pr
C4156331RS	1955-57 2Dr & 4Dr Sedan & Wagon Except Safari, Seals . . . . .	66.00/pr
C4156665RS	1955-57 2Dr & 4Dr Hardtop & Custom Safari, Seals . . . . .	66.00/pr
C4156665RS	1955-57 Convertible, Seals . . . . .	66.00/pr
C4237047RS	1958 Wagon, Seals . . . . .	66.00/pr
C4237073RS	1958 2Dr & 4Dr Hardtop Except Bonneville, Seals . . . . .	66.00/pr
C4233291RS	1958 Bonneville & Convertible, Seals . . . . .	66.00/pr
C4238971RS	1958 2Dr & 4Dr Sedan, Seals . . . . .	66.00/pr
C4302847RS	1959-60 2Dr & 4Dr Sedan & Wagon, Seals . . . . .	66.00/pr
C4233291RS	1959-60 Hardtop & Convertible, Seals . . . . .	66.00/pr

**FRONT WINDOW DIVISION BAR FRONT RUN CHANNEL, STOPS & RETAINERS**

Installs on the Division Post between the Door Vent Window & the Door Window, facing the Door Window. The Bumper goes on the top of the Front Door Window Division Post Channel. Original GM installation used 16" of beaded C1031066 above the beltline & 16" of unbeaded C1031046 below the beltline on each door. Concerned with originality we carry both types, although C103106632 or C103104632 work for both & will fill the entire Channel.

		
C5717089R	C4301942RS	C603955R
1933-60 Mohair-Lined 96" Rigid Channel with Stainless Steel Bead *Oversize . . . . .	1933-60 Mohair-Lined 96" Rigid Channel without Stainless Steel Bead *Oversize . . . . .	1933-60 Mohair-Lined 32" Rigid Channels with Stainless Steel Bead . . . . .
65.00/ea	62.00/ea	48.00/pr

C5712905RS	1933-60 Mohair-Lined 32" Rigid Channels without Stainless Steel Bead . . . . .	45.50/pr
C4180904RS	1949-58 2Dr & 4Dr Hardtop & Convertible Stops . . . . .	13.00/pr
C4180904RS	1955-57 Custom Safari Stops . . . . .	13.00/pr
C4301942RS	1959-60 2Dr & 4Dr Hardtop Stops . . . . .	46.00/pr
C4650546R	1955-57 2Dr Sedan & Wagon exc Safari, Channel Retainer, Front . . . . .	14.00/ea

**VENT WINDOW FRAME FILLER TAPE**

C603954R	1933-60 Cork Tape, 1 1/2" X 1/32" . . . . .	2.50/ft
C603955R	1933-60 Cork Tape, 1 1/2" X 1/16" . . . . .	2.50/ft
C603956R	1933-60 Cork Tape, 1 1/2" X 3/32" . . . . .	3.50/ft

**WINDOW FUZZY & RUN CHANNEL KITS**

These sets include the Window Fuzzy Kits, pre-formed where applicable. These sets also include the Side Window Run Channels & all attaching hardware where original.

		
C4694378RS	C4694378RS	
1955-57 Convertible Kit . . . . .	120.00/kit	
C4235068RS	1955-57 2Dr Hardtop Kit, Some Models Do Not Have Outer Fuzzies . . . . .	130.75/kit
C4647005RS	1955-57 2Dr Sedan Kit . . . . .	245.00/kit
C4647004RS	1955-57 4Dr Sedan Kit . . . . .	250.00/kit
C4159522RS	1956-57 4Dr Hardtop Kit . . . . .	130.75/kit
C4159523RS	1955-57 2Dr Wagon Kit, Except Safari . . . . .	259.00/kit
C4301778RS	1955-57 4Dr Wagon Kit . . . . .	250.00/kit
C4694377RS	1955-57 Custom Safari Kit . . . . .	180.00/kit

**WINDOW FUZZY ONLY KITS**

Preformed sets include attaching hardware. For 1955-57 vehicles not listed, use 24" C104201624RS or 32" C104201632RS.

C4694378F	1955-57 Convertible Window Fuzzy Only Kit . . . . .	90.00/kit
C4235068F	1955-57 2Dr Hardtop Window Fuzzy Only Kit, For Outer See C4090504Rs . . . . .	90.00/kit
C4726179RS	1958 Convertible Window Fuzzy Only Kit . . . . .	122.00/kit
C4724655RS	1958 2Dr Hardtop Except Bonneville Window Fuzzy Only Kit . . . . .	126.00/kit
C4301779RS	1958 Bonneville 2Dr Hardtop Window Fuzzy Only Kit . . . . .	136.00/kit
C4728469RS	1958 2Dr Sedan Window Fuzzy Only Kit . . . . .	136.00/kit
C4721836RS	1958 4Dr Sedan Window Fuzzy Only Kit . . . . .	130.00/kit
C4722371RS	1958 4Dr Hardtop Window Fuzzy Only Kit . . . . .	138.00/kit
C4719721RS	1958 4Dr Wagon Window Fuzzy Only Kit . . . . .	130.00/kit
C4302203RS	1959-60 Convertible Window Fuzzy Only Kit . . . . .	111.00/kit
C4780368RS	1959-60 2Dr Hardtop Except Bonneville Window Fuzzy Only Kit . . . . .	180.00/kit
C4760855RS	1959-60 Bonneville 2Dr Hardtop Window Fuzzy Only Kit . . . . .	134.00/kit
C4757950RS	1959-60 4Dr Wagon Window Fuzzy Only Kit . . . . .	130.00/kit

**WINDOW FUZZIES ONLY**

Also referred as Window Fuzzy, Window Felt or Cat's Whiskers, this material installs along the Door & Quarter Windows at the beltline. The Windows rub against it as they roll up & down; it also keeps water & debris from getting inside the Door. Installed with staples, rivets, screws, or clips. For prefabricated kits, see the next section.

		
C4090504RS	C4756840R	C3830214A
1933-57 Fuzzies Stainless Steel Bead with Pile Face, 7/16" X 15/64" X 24" . . . . .	1933-57 Fuzzies Stainless Steel Bead with Pile Face, 7/16" X 15/64" X 32" . . . . .	1933-57 Fuzzy Stainless Steel Bead with Pile Face, 7/16" X 15/64" X 96" *Oversize . . . . .
36.50/pr	47.00/pr	65.00/ea
C4102157R	1933-57 Fuzzy Stainless Steel Bead with Pile Face, 7/16" X 15/64" X 96" *Oversize . . . . .	65.00/ea
C4721299RS	1958-60 Fuzzies Stainless Steel Bead with Pile Face, 9/16" X 3/4" X 32" . . . . .	41.00/pr
C4756840R	1958-60 Fuzzy Stainless Steel Bead with Pile Face, 9/16" X 3/4" X 32" . . . . .	55.00/ea

**WINDOW GLASS RUN CHANNEL LINER**

C3830214M	1933-60 Mohair Liner, 1 5/8" Wide . . . . .	3.50/ft
C3830213M	1933-60 Mohair Liner, 2 5/8" Wide . . . . .	3.50/ft
C3830214A	1933-60 Moleskin Liner w/ Adhesive Backing, 1" Wide . . . . .	2.00/ft
C3830213A	1933-60 Moleskin Liner w/ Adhesive Backing, 2" Wide . . . . .	2.50/ft

**WINDOW FUZZIE & RUN CHANNEL CLIPS, SCREWS & RIVETS**

Pontiac used various Window Fuzzy & Run Channel attachment methods, & the original methods are often found to have been replaced by different ones. Compare the measurements & descriptions on the below to find the ones that most closely match your application. Note that the applications listed below are speculative.

		
C4887980RS	C4151466RS	
1926-60 Inner/Outer Fuzzy Staple Set of 20 . . . . .	1933-54 Door Run Channel Retainer Clip Set of 20 . . . . .	
6.00/set	22.00/set	
C147712RPS	1926-60 Run Channel & Inner/Outer Fuzzy Attaching Rivet Set of 20 . . . . .	2.00/set
C4151466RS	1933-54 Door Run Channel Retainer Clip Set of 20 . . . . .	22.00/set
C4638034R	1933-54 Run Channel & Fuzzy Clip, L-Shape with 2 Prongs . . . . .	1.50/ea
C4561802RS	1933-60 Channel Retainer & Fuzzy Clip Set of 20 with Triangular Tab For Rectangular Hole . . . . .	6.40/set
C4887980RS	1933-60 Channel Retainer & Fuzzy Clip Set of 20, For 2 Windows, 3 Arms & 4 Prongs . . . . .	4.00/set
C4113415R	1937-42 Run Channel & Fuzzy Clip J-Shape with Slotted Button . . . . .	0.50/ea
C1071045R	1937-54 Door Run Channel & Fuzzy Clip Set of 20 . . . . .	18.00/set
C4106656RS	1940 Run Channel End Clip Set, 1 L-Shaped & 1 Offset Clip . . . . .	2.00/set
C4635945RS	1955-58 Door Channel Retainer Clip Set of 14, Square U-Shape with Prongs . . . . .	14.00/set
C1071045R	1955-60 Quarter Window Run Channel & Fuzzy Clip Set of 20 . . . . .	18.00/set
C4151466RS	1955-60 Quarter Window Run Channel Retainer Clip Set of 20 . . . . .	22.00/set

**DOOR, SIDE & QUARTER WINDOW RUN CHANNELS**

		
C4002186RPS	C4034444R	
1926-32 Rigid Door Window Top Strips, 8' Strip For Two Windows . . . . .	1926-33 Door Window Top or Side Window Run Channel, 3' Strip Of 1/2" X 1/2" Plush-Lined Flexible Rubber without Side Lips For 3/16" To 1/4" Glass . . . . .	
79.00/pr	34.00/ea	
C4034444R	1933-60 Front Door Flexible Window Glass Run Channel, 5' Mohair Lined with Stainless Steel Bead, Except Hardtops or 1955-57 Custom Safari. . . . .	55.00/ea
C4209768RP	1933-60 Flexible Window Glass Run Channel, 6' Mohair Lined with Stainless Steel Bead, Except Hardtops or 1955-57 Custom Safari. . . . .	52.00/ea
C4209770RP	1933-60 Flexible Window Glass Run Channel, 8' Mohair Lined with Stainless Steel Bead, Exc Hardtops or 1955-57 Custom Safari * Oversize . . . . .	85.00/ea
C4833535R	1933-60 Flexible Window Glass Run Channel, 32" Unbeaded Pile-Lined with 1/2" ID For Windows with Chrome Frames, For Channel In The Back Bottom Of The Door, Does Both Sides, 1933-60 Convertible & 1949-60 All Hardtops . . . . .	31.00/ea
C4837387RS	1933-60 Flexible Window Glass Run Channels, 48" Unbeaded Pile-Lined with 1/2" ID For Windows with Chrome Frames, Does Quarter Window Lower Run Channels, 1933-60 Convertible & 1949-60 All Hardtops . . . . .	72.00/pr
C4074354R	1926-60 Flexible Window Glass Run Channel, 8' Unbeaded Pile-Lined with 1/2" ID For Windows with Chrome Frames * Oversize . . . . .	140.00/ea

**DOOR WINDOW GLASS SETTING CHANNEL SETS**

These sets are used in the Sash Channel, the metal channel that holds the Window in the door or quarter. It has brackets that connect it to the Window Regulator.

C4598677RS	1949-54 2Dr Hardtop & Convertible Channel Set, Does Two Doors . . . . .	56.00/set
C4587323RS	1955-57 2Dr Hardtop & Convertible Channel Set, Does Two Doors . . . . .	31.00/set
C4244974RS	1955-57 Sedans & Wagons Except Safari Channel Set, Does Two Doors . . . . .	31.00/set
C4652028RS	1955-57 Custom Safari Channel Set, Does Two Doors . . . . .	31.00/set

**DOOR/QUARTER WINDOW SETTING CHANNEL**

The Sash Channel is the metal channel that holds the Window in the door or quarter. It has brackets that connects it to the Window Regulator.

C4082810R	1933-42 Door & Roll-Up Quarter Window Channel with Single Lip . . . . .	10.00/ft
C4074350R	1933-42 Door & Roll-Up Quarter Window Channel with Double Lip . . . . .	9.00/ft
C4099014R	1933-48 All Glass Setting Channel with 1" Lip . . . . .	3.00/ft
C4099014R	1949-58 Sedan & Wagons Glass Setting Channel with 1" Paint Lip . . . . .	3.00/ft
C4099014R	1958 All Glass Setting Channel with 1" Lip . . . . .	3.00/ft

**LOWER SIDE WINDOW & SASH CHANNEL RUBBER SEALS**

This section has the window seals that attach to the outside of the sash channel or the inside of the door.

C363253R	1926-36 Lower Side Window Seal, 3/4" H. . . . .	4.00/ft
C4614078R	1930-40 Lower Edge Channel Seal, 3/8" H . . . . .	4.00/ft
C4115646R	1941-55 Side Window Sash Channel Outer Seal, 1/2" X 3/8". . . . .	6.00/ft

**SASH CHANNEL & FRAME FILLER TAPE**

Tape is for vent/door/quarter window glass in frame or sash channel & 1935-52 windshield division channel.

C603954R	1933-60 Cork Tape, 1 1/2" X 1/32" . . . . .	2.50/ft
C603955R	1933-60 Cork Tape, 1 1/2" X 1/16" . . . . .	2.50/ft
C603956R	1933-60 Cork Tape, 1 1/2" X 3/32" . . . . .	3.50/ft

**DOOR/QUARTER WINDOW PADS & BUMPERS**

		
C4220015R	C4131052RS	C4091152RS
1926-36 Side Window Lower Rest Pad, 2 Per Window. . . . .	1936 Rear Door Panel & Garnish Molding Window Bumper, Takes 8 . . . . .	1936-37 Except Conv Garnish Molding Bumper, Takes 4 . . . . .
12.00/ea	4.50/ea	4.50/ea
C4558911R	1937-40 2Dr Sedan Lower Door Window Stop Bumper . . . . .	8.00/pr
C4558911R	1940-58 Door & Quarter Window Lift Limit Upper Stop Rubber Caps 4 Piece Set, Fit Over Adjustable Stud, Set Does Two Windows, 3/4" Diameter 5/16 H . . . . .	10.25/set
C4011688RS	1941-60 Front/Rear Door & Quarter Window Stop Bumpers, Pair, 1 1/4" X 1 1/4" X 1/2" . . . . .	12.00/pr
C4099476RS	1942-52 Hardtop & Convertible Quarter Window Lower Guide Stop Bumper, 3/4" H . . . . .	9.00/ea
C4609684RS	1949-52 Hardtop & Convertible Quarter Window Upper Guide Stop Bumper, 15/16" H. . . . .	10.00/ea
C4131772R	1953-58 Front/Rear Door & Quarter Window Stop Bumpers, Pair, 7/8" X 7/8" X 5/16" . . . . .	22.00/pr
C4132055R	1955-60 Quarter Window Stop Bumpers, 15/16" X 15/16" X 1/2" . . . . .	12.00/ea
C4131052RS	1959-60 Sedan & Wagon Rear Door Window Stop Round Bumpers . . . . .	6.00/pr



**DOOR/QUARTER WINDOW ANTI-RATTLE BUMPER & SETS**

- C4072911R 1936 2Dr Models Inner/Outer Bumper, Takes 4 . . . . 9.00/ea
- C4072911R 1937-38 Except Conv Inner/Outer Bumper, Takes 4 . . . . 9.00/ea
- C4091152RS 1931-57 Door Window Rubber Roller 4 Piece Set, Convertible . . . . . 15.00/set
- C4091152RS 1955-57 Door Window Rubber Roller 4 Piece Set, 2Dr HT & Custom Safari . . . . . 15.00/set
- C4091152RS 1955-57 Quarter Window Rubber Roller 4 Piece Set, 2Dr Sedan . . . . . 15.00/set

**REAR DOOR WINDOW & ROOFRAIL STOPS & SEALS**



- C4671363RS 1956-57 Vertical Seals For Rear Window Frame, 4Dr Hardtop. . . . . 18.00/pr
- C4762955RS 1958-60 Vertical Seals For Rear Door Window Frame, 4Dr Hardtop. . . . . 18.00/pr
- C4159258RS 1956-57 Window Stops For Rear Door, 4Dr Hardtop 35.00/pr
- C4758566RS 1959-60 Lock Pillar Fillers For Front Door, 4Dr Hardtop. . . . . 75.00/pr
- C4758579RS 1959-60 Hinge Pillar Seals For Rear Door, 4Dr Hardtop . . . . . 93.00/pr
- C47028567R 1956-57 Center Roof Rail Stops, 4Dr Hardtop, Installs Between Front & Rear Door Glass . . . . . INQ/pr

**REAR QUARTER WINDOW STOPS & SEALS**

**FOR 2DR HARDTOP & CONVERTIBLE**

These seals install on Quarter Panel Lock Pillar at the beltline. The Quarter Window Lock Pillar Seals are also sometimes called the Quarter Window U-Jamb Seals. The Quarter Window Vertical Seals above the beltline that install on the front of the Quarter Window Frame & seal to the front door window.

- C4762955RS 1942-60 Convertible Vertical Lip Seals . . . . . 18.00/pr
- C4607180RS 1953-57 Convertible Window Stops . . . . . 18.00/pr
- C4646917RS 1955-57 Convertible Drain Seals & Stops 4 Pcs . . . . 35.00/set
- C4648555RS 1955-58 Convertible Mount On Quarter Stops . . . . 7.00/pr
- C4721899RS 1958-60 Convertible Window Stops . . . . . 73.00/pr
- C4762955RS 1949-60 2Dr Hardtop Vertical Lip Seals . . . . . 18.00/pr
- C4607180RS 1953-54 Hardtop Window Stops . . . . . 18.00/pr
- C4949432RS 1955-57 2Dr Hardtop Window Stops . . . . . 20.95/pr
- C4720684RS 1958 Bonneville 2Dr Hardtop Window Stops . . . . . 94.00/pr
- C4757954RS 1959-60 2Dr Hardtop Window Stops . . . . . 70.00/pr

**REAR QUARTER STATIONARY WINDOW GLASS CHANNELS**

- C4002186RPS 1931 Oakland, Channel Bulk Rubber, 8 Foot Strip Does 2 Windows . . . . . 79.00/pr
- C4002186RPS 1926-30 Channel Bulk Rubber, 8 Foot Strip Does Two Windows . . . . . 79.00/pr
- C4070069RPS 1931-32 Coupe, Channel Bulk Rubber, 7 1/2" Foot Strip . . . . . 78.00/ea
- C4002186RPS 1932-33 4Dr, Channel Bulk Rubber, 8 Foot Strip Does 2 Windows . . . . . 79.00/pr
- C4045906RS 1934 Coupe & 4Dr, Glass Channels. . . . . 50.00/pr
- C4060880RPS 1935-36 4Dr A Style, Channel Bulk Rubber, 4' Foot Strip For 2 Windows . . . . . 36.00/ea
- C4045906RS 1935-36 4Dr Except A Style, Glass Channels . . . . 50.00/pr
- C4090190RS 1937-38 Coupes, Glass Channels. . . . . 146.00/pr
- C4089553RS 1937-38 4Dr Sedan, Glass Channels . . . . . 60.00/pr
- C4090190RS 1939 Special & Quality 6 Business Coupe, Glass Channels. . . . . 146.00/pr
- C4098034RS 1939 Special & Quality 6 4Dr Sedan, Glass Channels. . . . . 137.00/pr
- C4091376RS 1939-40 Deluxe Business Coupe, Glass Channels 149.00/pr
- C4102336RS 1940 Special 6 Business Coupe, Glass Channels .185.00/pr
- C4114993RS 1941-48 4Dr Sedan, Glass Channels . . . . . 65.00/pr
- C4567736RS 1941-48 Torpedo Business Coupe, Glass Channels .182.00/pr
- C4567736RS 1949-52 Chieftain Business Coupe, Glass Channels 182.00/pr
- C4646947RS 1955-57 4Dr Sedan Except Catalina, Glass Channels 105.00/pr
- C4758237RS 1959-60 4Dr Sedan, Glass Channels . . . . . 180.00/pr

**STATION WAGON QUARTER STATIONARY WINDOW RUBBER CHANNELS & GROMMETS**



- C4650840RS 1955-57 Wagon Except Safari Division Molding Upper & Lower Grommet Set . . . . . 47.00/set
- C4162630R 1948-54 Channel Bulk Rubber, 3/8" W, 9/16" H. . . . . 9.00/ft
- C4603465RS 1953-54 Wagon Quarter Window Glass Channels . . . . 78.50/pr
- C4653558RS 1955-56 Chieftain 870 Wagon Curved Rear Quarter Window Glass Channels. . . . . 75.00/pr
- C4643201RS 1955-57 2Dr Wagon Except Safari Quarter Center Window Glass Channels. . . . . 155.00/pr
- C4653560RS 1955-57 Wagon Except Safari Quarter Window Glass Channels . . . . . 75.00/pr
- C4662970RS 1955-57 Custom Safari Quarter Curved Window Glass Channels . . . . . 73.00/pr
- C4653558RS 1957 Wagons without Vent, Curved Rear Quarter Window Glass Channels. . . . . 75.00/pr
- C4727968RS 1958 Wagon Rear Quarter Window Glass Channels .255.00/pr
- C4725766RS 1958 Wagon Rear Door Vent Window Channels . .180.00/pr
- C4760529RS 1959-60 Wagon Rear Quarter Window Glass Channels. . . . . 320.00/pr
- C4760439RS 1959-60 Wagon Rear Quarter Vent Window Glass Channels. . . . . INQ/pr

**REAR SLIDING QUARTER WINDOW WEATHERSTRIP**

For Station Wagon Sliding Quarter Window Seals see next section.

- C4562298RPS 1939-51 All with Sliding Quarter Window, 64" Window Fuzzies To Be Formed To Match Window . . . . . 93.00/pr
- C4091373RP 1939-51 Replacement Sliding Quarter Window Vertical Sponge Rubber, 1 1/2" X 1/8" . . . . . 2.00/ft
- C4091373R 1939-50 Rear Sliding Quarter Window Vertical Weatherstrip, Mounts In Front Of Channel Of Sliding Window. . . . 87.00/pr

**STATION WAGON QUARTER SLIDING WINDOW & DIVISION SEALS, BUMPERS, CHANNELS & CLIPS**



- C603954R 1949-56 Division Channel Cork Filler Tape, 1 1/2" X 1/32" . . . . . 2.50/ft
- C603955R 1949-56 Division Channel Cork Filler Tape, 1 1/2" X 1/16" . . . . . 2.50/ft
- C603956R 1949-56 Division Channel Cork Filler Tape, 1 1/2" X 3/32" . . . . . 3.50/ft
- C4627099RPS 1951-54 Sliding or Stationary Window Vertical Seals, Trim To Fit. . . . . 23.00/pr
- C1071045R 1955-58 Quarter Window Run Channel 20 Retainer Clip Set For 2 Windows . . . . . 18.00/set
- C4663538RS 1955-57 Custom Safari Window Stop Bumpers. . . . 3.95/pr
- C4663416RS 1955-57 Custom Safari Division Vertical Seals . . . . 23.00/pr
- C4652484RS 1955-57 Custom Safari Run Channel Set w/ Clips 222.00/set
- REAR QUARTER VENT WEATHERSTRIP SEALS**
- C4035377RS 1933 4Dr Sedan Main & Division Seals . . . . . 257.00/set
- C4044900RS 1934 4Dr Sedan Except Touring Sedan, Main Seals . . . . . 257.00/pr
- C4044876RS 1934 4Dr Sedan Except Touring Sedan, Division Seals. . . . . 66.00/pr
- C4048759RS 1934 4Dr Touring Sedan, Main Seals . . . . . 224.00/pr
- C4059014RS 1935-36 4Dr Sedan Main & Division Seals . . . . 257.00/set
- C4075459RS 1937-38 4Dr Sedans Except Touring Sedan, Main & Division Seals, Requires Splicing . . . . . 275.00/set
- C4075461RS 1937-38 Touring Sedan, Main Seals. . . . . 257.00/pr

**REAR DOOR VENT SEALS & GROMMETS**

- C4128373RS 1940-42 Torpedo 8, All 4Dr Models, Main Seals, For Division Seal See C4075432RS . . . . . 211.00/pr
- C4128373RS 1941 Custom, 4Dr Models Except Wagon, Main Seals, For Division Seal See C4075432Rs . . . . . 211.00/pr
- C4075432RS 1940-42 Custom & Torpedo 4Dr Models, Division Seals. . . . . 66.00/pr
- C4175692RS 1949-50 Streamliner 4Dr Sedan, Main Seals, For Division Seal See C4604081Rs. . . . . 221.00/pr
- C4151532RS 1949-52 Chieftain 4Dr Sedan, Main Seals, For Division Seal See C4604081Rs . . . . . 211.00/pr
- C4604081RS 1949-52 4Dr Sedan Division Seals, Replacement For Streamliners . . . . . 66.00/pr
- C4101915RS 1949-52 4Dr Sedan Division Post Grommets, Upper & Lower 4 Piece Set . . . . . 82.00/set
- C4191730RPS 1953-54 4Dr Sedan Main & Division Seals, Front Seals Used Which Requires Significant Modification. . . . . 60.00/set
- C4727384RS 1958 4Dr Sedan Stationary Vent Seals . . . . . 189.00/pr

**REAR DOOR WINDOW DIVISION BAR RUN CHANNEL**

This Channel installs on the Division Post between the Door Vent Window & the Door Window, facing the Door Window.

- C5717089R 1940-54 Upper, Mohair-Lined 96" Rigid Channel with Stainless Steel Bead \* Oversize . . . . . 65.00/ea
- C5717089RS 1940-54 Upper, Mohair-Lined 32" Rigid Channel with Stainless Steel Bead . . . . . 48.00/pr

**BACK WINDOW AREA**



**BACK WINDOW GLASS RUBBER CHANNELS**

Some 1940-48 Rear Windows require a Pinchweld Seal for the center bar.

- C4112599R 1940-48 Pinchweld Seal . . . . . 28.00/ea
- C4070069RPS 1926-31 All, 1932 P6 Channel, 7 1/2" Strip . . . . . 78.00/ea
- C4024102RS 1932 P8 Channel, 7"3" Strip 9/16" X 1/2" For 1/4" Glass . . . . . 84.00/ea
- C4045492R 1933-34 Except Sport Coupe Channel . . . . . 157.00/ea
- C4059054R 1935-36 Coupe Channel . . . . . 144.00/ea
- C4058822R 1935-36 Sedan Channel . . . . . 144.00/ea
- C4074668RS 1937-38 Deluxe 2Dr & 4Dr Sedan Except Touring, Channel. . . . . 161.00/pr
- C4074669RS 1937-38 Except 2Dr or 4Dr Standard Sedans, Channel. . . . . 179.00/pr
- C4103223R 1939-40 All Special & Quality, Channel . . . . . 60.00/ea
- C4091386R 1939-40 Deluxe without Reveal Molding, Channel 157.00/ea
- C4099999R 1940 Torpedo 8 Channel, Use with Pinchweld Seal C4112599R . . . . . 159.00/ea
- C4099999R 1941 Custom Channel, Use with Pinchweld Seal C4112599R . . . . . 159.00/ea
- C4115113RS 1941-48 Except Conv or Wagon Channel, Use with Pinchweld Seal C4112599R . . . . . 47.00/set
- C4125388RS 1942-48 Torpedo Sedan Coupe Channel with Pinchweld Seal . . . . . 47.00/set
- C4112599R 1940-48 Reveal Molding Pinchweld Seal . . . . . 28.00/ea
- C4564358R 1949-51 Streamliner Sedan Coupe & 4Dr Sedan, Channel. . . . . 157.00/ea
- C4564360R 1949-51 Chieftain Bus & Sedan Coupe, Channel. 169.00/ea
- C4564357R 1949-52 Chieftain 2Dr & 4Dr Sedan, Channel . . . . 80.00/ea
- C4564672R 1949-52 Sedan Delivery 2571, Channel. . . . . 157.00/ea
- C4566729R 1949-54 Wagon Upper Tailgate Channel . . . . . 62.00/ea
- C4592650R 1950-52 2Dr Hardtops & Catalina with 3-Piece Window, Channel. . . . . 380.00/ea
- C4620102R 1953-54 Catalina 2Dr Hardtop, Channel . . . . . 50.00/ea
- C4616107R 1953-54 2Dr & 4Dr Sedan, Channel. . . . . 50.00/ea
- C4597457R 1953-54 Canadian/Export Model Club Coupe, Channel. . . . . 198.00/ea

- C4650475R 1955 2Dr & 4Dr Sedan, Channel . . . . . 64.00/ea
- C4647949R 1955-57 2Dr Hardtop, Channel . . . . . 64.00/ea
- C4692257R 1955-57 Sedan Delivery & Wagon Except Safari, Upper Tailgate Channel . . . . . 40.00/ea
- C4661955R 1955-57 Custom Safari Upper Tailgate Channel . . . . 45.00/ea
- C4671705R 1956-57 2Dr & 4Dr Sedan Exc Catalina, Channel . . . . 65.00/ea
- C4670432R 1956-57 4Dr Hardtop Catalina Sedan, Channel. . . . 64.00/ea
- C4724796R 1958 Chieftain, Starchief & Superchief Hardtop & Sedan, Channel. . . . . 182.00/ea
- C4719114R 1958 Bonneville 2Dr Hardtop, Channel . . . . . 164.00/ea
- C4725884R 1958 Sedan Delivery & Wagon, Upper Tailgate Channel . . . . . 193.00/ea
- C4755919R 1959 Catalina 2Dr & 4Dr Sedan with Garnish Molding, Channel. . . . . 224.00/ea
- C4775842R 1959 Catalina 2Dr & 4Dr Sedan without Garnish Molding, Channel. . . . . 280.00/ea
- C4775841R 1959-60 Catalina 2Dr Hardtop without Garnish Molding, Channel. . . . . 71.50/ea
- C4758078R 1959-60 Bonneville & Catalina 2Dr Hardtop with Garnish Molding, Channel. . . . . 71.50/ea
- C4756058R 1959-60 4Dr Hardtops, Channel. . . . . 322.00/ea
- C4755919R 1959-60 Starchief 2Dr & 4Dr Sedan, Channel . . . . 224.00/ea
- C4775841R 1960 Ventura 2Dr Hardtop, Channel. . . . . 71.50/ea
- C4775842R 1960 Catalina 2Dr & 4Dr Sedan with Décor Group, Channel. . . . . 280.00/ea
- C4787595R 1960 Catalina 2Dr & 4Dr Sedan without Décor Group, Channel. . . . . 290.00/ea

**BACK WINDOW DRAIN HOSES**

- C4689363RS 1955-57 2Dr & 4Dr Sedan Drain Hoses . . . . . 18.00/pr
- C4726624RS 1956-57 4Dr Hardtop Drain Hoses . . . . . 20.00/pr
- C4726624RS 1958-60 Except Convertible or Bonneville, Drain Hoses . . . . . 20.00/pr

**RUMBLESEAT, TRUNK, DECKLID & TAIL-GATE**

**TRUNK WEATHERSTRIP**



- C4045965R 1933-34 Touring Sedan Lid Weatherstrip, 1/2" X 3/8". 8.00/ft
- C4064307RS 1935-36 Touring Sedan Lid & Gutter Weatherstrip Set . . . . . 51.00/set
- C4075529R 1935-40 All Coupe & Convertible Lid Weatherstrip, 1/2" X 1" X 14' . . . . . 32.00/ea
- C4091472RS 1937-40 Sedans Except 39-40 Special Trunk Weatherstrip, 14'1/2" Strip. . . . . 132.00/ea
- C4075529R 1939-40 Special & Quality 6 Trunk Weatherstrip, 1/2" X 1" X 14' . . . . . 32.00/ea
- C4075529R 1940 Torpedo 8 Sedans Weatherstrip, 1/2" X 1" X 14' 32.00/ea
- C4091472RS 1940 Torpedo 29 Weatherstrip, 14'1/2" Strip . . . . 132.00/ea
- C4115771RS 1941 Custom, Weatherstrip, 15 Foot Strip . . . . . 120.00/ea
- C4131754R 1941-47 Exc Torpedo Sedan Coupe, Weatherstrip . 32.00/set
- C4125998R 1942-47 Torpedo Sedan Coupe, Weatherstrip . . . . 32.00/set
- C4162616R 1948 Sedan Exc Streamliner 4Dr Sedan, Weatherstrip 35.00/set
- C4132274R 1948 Streamliner 4Dr Sedan & Coupe & Convertible, Weatherstrip . . . . . 35.00/set
- C4132271R 1948 Torpedo Sedan Coupe, Weatherstrip . . . . . 35.00/set
- C4605081R 1949-52 All Except Wagon or Delivery, Weatherstrip38.00/set
- C4607674R 1953-54 Except Starchief Weatherstrip Set without Molded Corners . . . . . 28.00/set
- C4601338R 1953-54 Except Starchief, Weatherstrip Set with Molded Corners . . . . . 45.00/set
- C4603360R 1954 Starchief Weatherstrip Set with Molded Corners . . . . . 215.00/set
- C4661220R 1955-56 Chieftain Weatherstrip . . . . . 49.00/ea
- C4661221R 1955-56 Starchief Except Wagon Weatherstrip . . . . 25.00/ea
- C4671940R 1957 Except Wagon Weatherstrip . . . . . 32.00/ea
- C4468625R 1958-60 Weatherstrip, 17 Feet. . . . . 25.00/ea

**WEATHERSTRIP**



### TRUNK & DECKLID BUMPERS

C4011688RS	1931-36 Sport & Convertible Coupe Lower, Bumper .	8.00/pr
C160731RS	1935-36 All Coupe Trunk Adjustable Bumper Screws with Nuts . . . . .	10.00/pr
C160731RS	1937-38 Convertible Coupe Trunk Adjustable Bumper Screws with Nuts . . . . .	10.00/pr
C4074032RS	1937-39 All Coupes Lid Bumpers, 1 1/2" X 3/4" . . .	78.00/pr
C4074032RS	1940 Deluxe Coupes Lid Bumpers, 1 1/2" X 3/4" . . .	78.00/pr
C4102358RS	1940 Special & Quality 6 Coupe & Convertible Lid Lower Bumpers. . . . .	58.00/pr
C4011688RS	1940 Special & Quality 6 2Dr & 4Dr Touring Sedan Center Lid Lock, Bumper. . . . .	8.00/pr
C4101861RS	1940 Torpedo 8 Sedan Trunk Lid Lower Bumpers, 1 7/8" X 1 3/8" . . . . .	86.00/pr
C4101861RS	1941 Custom Sedan Trunk Lid Lower Bumpers, 1 7/8" X 1 3/8" . . . . .	86.00/pr
C160731RS	1942-48 Sedan Coupe & Streamliner Except Wagon, Trunk Adjustable Bumper Screws with Nuts . . . . .	10.00/pr
C160731RS	1949-50 All Except Wagon or Delivery Trunk Adjustable Bumper Screws with Nuts . . . . .	10.00/pr
C4721222R	1950-60 Trunk Rubber Bumper . . . . .	1.25/ea

### TRUNK LID HINGE GASKET SETS

C4041219RS	1933-34 2Dr Touring Sedan Gasket Set, 1 3/8"W X 5 1/8" L . . . . .	45.00/set
C4074965RS	1937-38 2Dr & 4Dr Touring Sedan Gasket Set, 1 3/8"W X 7 1/2" . . . . .	44.00/set
C4082101R	1939 Special & Quality 6 Sedans Gasket Set . . . . .	18.00/set
C4091436RS	1939 Special & Quality 6 Coupe Gasket Set, 1 3/8"W X 11 3/8" L . . . . .	47.00/set
C4102348RS	1940 Special 6 Coupe & Convertible Gasket Set . . .	64.00/set
C4092301RS	1939-40 Except Special & Quality 6 Sedan Gasket Set . . . . .	59.00/set
C4101842R	1940 Torpedo 8 Sport Coupe 2927 Gasket Set, 3 3/16" & 5" . . . . .	40.00/set
C4101842R	1941 Custom & Torpedo Coupe & Convertible Gasket Set, 1 1/4" W X 8 3/16" L . . . . .	40.00/set
C4101842R	1942-48 Torpedo Business & Sport Coupes Gasket Set, 1 1/4" W X 8 3/16" L . . . . .	40.00/set
C4120734RS	1941-48 2Dr & 4Dr Sedan Except Sedan Coupe Gasket Set . . . . .	.INQ/set
C4147638RS	1942-48 Convertible Gasket Set. . . . .	14.00/set
C4135033RS	1942-48 Torpedo Sedan Coupe Gasket Set . . . . .	.INQ/set

### TRUNK HANDLE FERRULES, GROMMETS & INSTALLATION TOOL

CB223	1926-48 Ferrule Installation Tool . . . . .	62.00/ea
C4003748R	1926-37 Grommet, 1 3/16" OD, Can Be Used with Ferrule C4280302R . . . . .	11.00/ea
C4099819R	1937 Grommet, 1 1/8" OD, Can Be Used with Ferrule C4280302R . . . . .	12.00/ea
C4082057R	1938-48 Grommet . . . . .	10.00/ea
C4280302R	1926-37 Ferrule, Can Be Used with Grommets Above . . . . .	10.00/ea
C4082056R	1938-40 Exc Torpedo 8, Ferrule & Grommet Set . . .	10.00/set
C4125630R	1940 Torpedo 8 Ferrule & Grommet Set. . . . .	10.00/set
C922243R	1940 Deluxe 4Dr Touring Sedan Grommet, 1" ID . . .	44.00/ea
C4125630R	1941-48 All Ferrule & Grommet Set . . . . .	10.00/set

### TRUNK LOCK & HANDLE GASKETS

For Trunk Locks see the BODY section.		
C4650704R	1939-57 Wagon Tailgate Handle Gasket . . . . .	2.95/set
C4129651RS	1941-48 Except 1941 Custom 8, Trunk Latch Gasket 1" X 2 1/2" with 3 Holes . . . . .	15.00/pr
C4573990R	1950 Except Streamliner or Wagon, Lock Housing Gasket . . . . .	10.00/ea
C4573990R	1953-54 Except Starchief or Wagon, Lock Housing Gasket . . . . .	10.00/ea
C4587931R	1954-60, 1954 Starchief & 1955-60 All, Trunk Lock Cylinder Gasket . . . . .	1.00/ea

### RUMBLESEAT PADS, BUMPERS, CORNERS & WEATHERSTRIP



C494176P	1932 Rear Fender Step Pad, 3 3/8"W X 2 1/2"L . . .	10.00/ea
C497963R	1935 Rear Fender Step Pad, 2 3/4"W X 4 1/8"L . . .	15.00/ea
C498700R	1935-38 Rear Bumper Step Pad, 13/16" x 3 3/4" OD	68.00/ea
C4009954RS	1930-32 Coupe & Convertible Rumbleseat Lid Upper Bumpers, 1" X 1 1/8" . . . . .	60.00/pr
C4009954RS	1933 Roadster Rumbleseat Lid Upper Bumpers, 1" X 1 1/8" . . . . .	60.00/pr
C4059059RS	1935-36 Coupe & Convertible Rumbleseat Lower & Corners Weatherstrip Kit . . . . .	132.00/set
C4074031RS	1937-38 Coupe & Convertible Rumbleseat Lid Corner Pads, 7/16" X 1 1/2" . . . . .	57.00/pr
C4075530RS	1937-38 Coupe & Convertible Rumbleseat Weatherstrip Lower Corners . . . . .	96.00/pr

### STATION WAGON TAILGATE WEATHERSTRIP



CWINDLACECLO	1926-48 Tailgate Cloth Windlace. . . . .	22.00/yd
CWIREON	1926-48 Tailgate Cloth Wire On . . . . .	25.00/yd
C4171777RP	1939-57 Wagon & Delivery Bulk Weatherstrip, Semicircle 1/2" X 1/4" . . . . .	1.00/ft
C4172355RP	1949-54 Tailgate Flange Weatherstrip Kit . . . . .	170.00/kit
C4566486RP	1949-54 Wagon Upper & Lower Tailgate Flange Bulk Weatherstrip, 7/32" X 3/8" . . . . .	2.00/ft
C4572565RP	1949-54 Wagon Tailgate Side Flange Bulk Weatherstrip, 5/8" X 13/16" . . . . .	9.00/ft
C4687749R	1955-57 Wagon Except Custom Safari Upper Tailgate Weatherstrip . . . . .	100.00/ea
C4662659R	1955-57 Wagon Except Custom Safari Lower Tailgate Weatherstrip . . . . .	95.00/ea
C4655226R	1955-57 Custom Safari Upper Tailgate Weatherstrip .	50.00/ea
C4655227R	1955-57 Custom Safari Lower Tailgate Weatherstrip .	95.00/ea
C4730627R	1958 Wagon Upper Tailgate Weatherstrip. . . . .	98.00/ea
C4730628R	1958 Wagon Lower Tailgate Weatherstrip. . . . .	126.00/ea
C4786336R	1959-60 Wagon Tailgate Weatherstrip. . . . .	211.00/ea
C4294952RS	1959-60 Wagon Tailgate Opening Weatherstrip, 14 1/2" . . . . .	46.00/pr

### STATION WAGON TAILGATE WEATHERSTRIP CLIPS & DRAIN SEALS

C4653672R	1955 Chieftain 4Dr Wagon Tailgate Weatherstrip Clip, Takes 4 . . . . .	6.00/ea
C4665930RS	1955-58 Wagon Tailgate Retainer Clips & Screws, Takes 5-6 Pairs . . . . .	3.50/pr
C4685752RS	1956-58 Wagon Tailgate Bottom Drain Hole Seal & Hardware Set of 6 . . . . .	11.95/set
C4779422RS	1959-60 Wagon Tailgate Bottom Drain Hole Seals . .	9.00/pr

### STATION WAGON TAILGATE RUBBER BUMPERS

C4565786R	1953-54 Wagon Tail Lamp Access Hole Cover Bumper	4.00/ea
C4662654RS	1955-57 Custom Safari Upper Tailgate Tabs . . . . .	22.00/pr
C4664289RS	1955-57 Custom Safari Upper Tailgate On Gate Lower Center Rubber Bumpers . . . . .	12.00/pr
C4664288R	1955-57 Wagon Except Custom Safari Upper Tailgate Lower Center Rubber Bumper. . . . .	8.00/ea
C4603240R	1955-57 Wagon Except Custom Safari Upper Tailgate Bumper . . . . .	1.75/ea
C4671272R	1955-57 Wagon Lower Tailgate Bumper On Gate, Takes 2 . . . . .	2.25/ea
C4564974R	1955-57 Wagon Lower Tailgate Rubber Bumper, 2 Prong . . . . .	1.50/ea

C4755560RS	1958 Wagon Upper Tailgate On Body Bumpers, Wedge Shaped . . . . .	46.00/pr
C4749999R	1958-60 Wagon Lower Tailgate On Body Bumper, L-Shaped . . . . .	23.00/ea
C4826780R	1958-60 Wagon Upper or Lower Tailgate On Gate Bumper, L-Shaped . . . . .	12.00/ea
C8785295RS	1959 Wagon Lower Tailgate Window Stop Bumpers .	6.00/pr
C4564974R	1960 Wagon Lower Tailgate Window Jamb Switch Bumper . . . . .	1.50/ea
C4767729RS	1959-60 Wagon Lower Tailgate Lock Striker Bumpers	16.00/pr

### REAR BUMPER PADS, GROMMETS & SEALS



### REAR BUMPER GROMMETS

C497481RS	1935-36 Grommets. . . . .	125.00/pr
C497473RS	1937-38 Grommets. . . . .	104.00/pr
C350670RS	1939 Special & Quality 6, Grommets . . . . .	97.00/pr
C504076RS	1940 Special & Quality 6 Except Wagon, Grommets 4 15/16" 2 3/8" . . . . .	76.00/pr
C502330RS	1940 Special & Quality 6, Grommets, 2 3/16" X 3 3/4"	86.00/pr
C504077RS	1939-40 Except Special & Quality 6, Grommets 2 7/16" x 4 1/4" . . . . .	90.00/pr

### REAR BUMPER TO BODY SEALS

C508792R	1941-48 Seal . . . . .	18.00/ea
C3688664R	1949-54 Except Wagon, Seal . . . . .	18.00/ea
C519550RS	1955-56 Except Wagon, Seals. . . . .	15.00/pr
C3688664R	1955-56 Wagon Except Custom Safari Seal . . . . .	18.00/ea
C523641RS	1957 Except Wagon, 4 Piece Seal Set . . . . .	26.00/set
C530150R	1958 Seal. . . . .	17.00/ea
C536922R	1960 Except Wagon, Seal . . . . .	54.00/ea

### REAR FENDERSKIRT SEALS & CLIPS

C601620RS	1935-39 Rubber Strips, 5 Feet. . . . .	83.00/pr
C520253RS	1940-42 Rubber Strips, 5 Feet. . . . .	96.00/pr
C510408R	1941-48 Rubber Strips, 5 Feet. . . . .	20.00/pr
C513993RS	1949-54 Rubber Strips, 5 Feet. . . . .	24.00/pr
C523745R	1955-60 Rubber Seal, 10' Does Both Skirts. . . . .	18.00/ea
C3767720RS	1955-58 Replacement Metal Clip Set of 9 Takes 22 clips. . . . .	9.00/set

### CONVERTIBLE ONLY WEATHERSTRIP, SEALS & BUMPERS

### CONVERTIBLE WINDSHIELD HEADER WEATHERSTRIP



C4059939R	1932-35 Weatherstrip . . . . .	218.00/ea
C4066798R	1936 Weatherstrip . . . . .	200.00/ea
C4079765RS	1937-39 Outer Weatherstrip . . . . .	145.00/pr
C4074277RS	1937-39 Inner Weatherstrip . . . . .	138.00/pr
C4563765R	1939-52 Outer Weatherstrip . . . . .	71.00/ea
C4114973R	1941-48 Inner Weatherstrip . . . . .	63.00/ea
C4566232R	1949-52 Lower/Rear Weatherstrip. . . . .	232.00/ea
C4191680RP	1953-54 Weatherstrip Bulk, Takes 4 Feet . . . . .	10.00/ft
C4650077RS	1955-57 Weatherstrip, 5 Feet . . . . .	15.00/ea
C4211195R	1955-57 Rear Center Weatherstrip, 46" Long . . . . .	30.00/ea
C4814799R	1958-60 Weatherstrip . . . . .	20.00/ea

### CONVERTIBLE WINDSHIELD A-PILLAR WEATHERSTRIP

"Auxiliary" seals install in the door opening above the hinge pillar.		
C4589965RS	1949-52 A-Pillar Weatherstrip . . . . .	159.00/pr
C4719183RS	1955-58 A-Pillar Weatherstrip . . . . .	15.00/pr
C4783929RS	1959-60 A-Pillar Weatherstrip . . . . .	60.00/pr

### CONVERTIBLE ROOF RAIL WEATHERSTRIP



C4132246RS	1942-48 Weatherstrip 8 Piece Set, With A Pillar . .	405.00/set
C4583686RS	1949-52 Weatherstrip 6 Piece Set . . . . .	366.00/set
C4605004RS	1953-54 Weatherstrip 9 Piece Set, With A Pillar . .	410.00/set
C4650419RS	1955-57 Weatherstrip 8 Piece Set Includes Header & Rear Center Seals. . . . .	475.00/set
C4724609RS	1958 Cloth Covered 7 Piece Set Includes Rail To Header Seal . . . . .	575.00/set
C4783607RS	1959-60 Weatherstrip 7 Piece Set Includes Rail To Header Seal . . . . .	340.00/set
C4004270R	1930-32 Original Style "T" Seal . . . . .	11.00/ft
C4004270RP	1930-32 Modern Style Seal . . . . .	6.00/ft
C4090656R	1933-41 Weatherstrip Bulk 3/4" X 13/16" 12' For 2Dr & 14' For 4Dr. . . . .	9.00/ft

### CONVERTIBLE ROOF RAIL FILLERS, BUMPERS & COVERS



C4115406RS	1941-48 Side To Front Corner Roof Rail Fillers . . .	122.00/pr
C4564059RS	1941-48 Side To Front Roof Rail Rubber Fillers. . . .	80.00/pr
C4116637RS	1941-51 Top Side Roof Rail Locating Bumpers . . .	52.00/pr
C4604967RS	1941-52 Roof Rail Control Link Bumper/Grey End Cover 4 Piece Set . . . . .	144.00/set
C4076212RS	1942-48 Top To Rear Of Body Seals Screw Mount Bumpers. . . . .	99.00/pr
C4615046RS	1953-55 Side Roof Rail Iron Slat Bumpers, Front & Center, Takes 4 . . . . .	69.00/pr
C4615046RS	1956-57 Side Roof Rail Iron Slat Bumpers, Center Takes 2 . . . . .	69.00/pr

### CONVERTIBLE FOLDING TOP BOW RUBBER BUMPERS

C4220091S	1931-32 Rear Bow Rectangle Bumper with Screw Hole . . . . .	25.00/ea
C4011688RS	1935-36 Rear Bow Bumpers, Coupe . . . . .	8.00/pr
C4011688RS	1937-38 Rear Bow Bumpers, Sedan . . . . .	8.00/pr
C4075487RS	1937-38 Rear Bow Bumpers, Coupe . . . . .	106.00/pr
C4125399BL	1941 Rear Bow 2 Prong Bumpers. . . . .	65.00/pr
C4101880RS	1940 Lower Bumper . . . . .	116.00/pr
C4112683RS	1941 Lower Bumpers . . . . .	93.00/pr
C4134969RS	1942-48 Lower Bumpers. . . . .	19.00/pr
C4075516RS	1937-38 Upper Center Removable Pillar Bumper 4 Piece Set . . . . .	295.00/set
C4220091R	1931-32 Round Top with Screw Hole . . . . .	14.00/ea
C4031454R	1953-54 Round with Screw Hole, 1/4" Thick . . . . .	12.00/ea
C4565772RS	1949-52 Top Compartment Bumpers . . . . .	90.00/pr
C4579174RS	1950-52 Lower Male Hinge Bumpers . . . . .	104.00/pr

### BOWDRILL CLOTH TAPE

This tape covers the Convertible Roof Rail Weatherstrip. It is pressure sensitive, water & sun proof. It can also be used to cover other straight weatherstrips.		
C4034285R	1926-60 Black Tape, 2 1/2" x 60" . . . . .	23.00/ea
C4034286R	1926-60 Tan Tape, 2 1/2" X 60" . . . . .	20.00/ea
C4045018R	1926-60 Black Tape, 5" x 60". . . . .	47.00/ea







## Table of Contents - DECALS / LITERATURE

### UNDERHOOD & DRIVE TRAIN DECALS

AIR CLEANER DECALS - AFTERMARKET CLEANERS . . . . .	89
AIR CLEANER SERVICE INSTRUCTION DECALS . . . . .	89
AIR CONDITIONING DECALS . . . . .	89
DELCO DECALS . . . . .	89
GENERATOR, STARTER & DISTRIBUTOR TAGS . . . . .	89
UNDERHOOD & UNDERDASH DECALS . . . . .	89
RADIATOR SUPPORT & FIREWALL DECALS . . . . .	89
POWER STEERING PUMP DECALS . . . . .	89
OIL FILTER DECALS . . . . .	89
OIL FILLER CRANKCASE BREATHER CAP DECALS . . . . .	90
ROAD DRAFT TUBE FILTER DECAL . . . . .	90
WINDSHIELD WASHER DECALS . . . . .	90
LIMITED SLIP DIFFERENTIAL TAGS . . . . .	90

### INTERIOR & TRUNK DECALS

NEW VEHICLE SHEETS, TAGS & CARDS . . . . .	90
GLOVE BOX CARDS & DECALS . . . . .	90
HEATER CONTROL PANEL DECALS . . . . .	90
ODOMETER DECALS . . . . .	90
SEAT SIDE FISHER BODY TAG - COMES WITH SCREWS . . . . .	90
DOOR SILL PLATE DECAL . . . . .	90
ACCESSORY DECALS . . . . .	90
ACCESSORY TAGS . . . . .	90
JACK INSTRUCTION SHEETS & DECALS . . . . .	90

### SIGNS & STICKERS

BUMPER STICKERS . . . . .	90
MAGNETIC SIGNS . . . . .	90
LOGO DECALS . . . . .	91

### LITERATURE

ACCESSORY BROCHURES & PRICE LISTS . . . . .	91
CONVERTIBLE FISHER BODY BULLETINS . . . . .	91
CONVERTIBLE FOLDING TOP OPERATION MANUAL . . . . .	91
OWNER'S MANUALS . . . . .	91
FISHER BODY MANUALS . . . . .	91
MOLDING & CLIP MANUALS . . . . .	91
SHOP MANUALS - PONTIAC DEALER REPRINTS . . . . .	92
TRIPPOWER & FUEL INJECTION MANUALS . . . . .	92
HEATING & AIR CONDITIONING MANUALS . . . . .	92
TRANSMISSION REPAIR MANUALS . . . . .	92
MANUALS ON CD . . . . .	92
PARTS MANUALS . . . . .	92
INTERCHANGE & ENGINEERING MANUALS . . . . .	92
PERFORMANCE & RESTORATION GUIDES . . . . .	92

## UNDERHOOD & DRIVE TRAIN DECALS

### AIR CLEANER DECALS - AFTERMARKET CLEANERS



CDT0311 1959-60 389-2V . . . . .	8.00/ea
CDT0312 1959-60 389-4V . . . . .	8.00/ea

### AIR CLEANER SERVICE INSTRUCTION DECALS



CDT0284 1934-48, Fits 1934 P8, 1935-48 All Rectangular White Dry Style . . . . .	7.50/ea
CDT0119 1933-48 Rectangular White Oil Bath Style . . . . .	7.50/ea
CDT0030 1949-54 Rectangular White Oil Bath Style . . . . .	7.50/ea
CDT0670 1953-54 Semi-Circular Orange Oil Bath Style . . . . .	7.50/ea
CDT0248 1955 2-Barrel Carburetor, Semi-Circular Red Oil Bath Style . . . . .	7.50/ea
CDT0032 1955-57 4-Barrel Carburetor, Rectangular Orange Oil Bath Style . . . . .	7.50/ea
CDT0278 1956 2-Barrel Carburetor, Semi-Circular Orange Oil Bath Style . . . . .	7.50/ea
CPR004 1957 Fuel Injection, Rectangular Orange Oil Bath Style	10.00/ea
CPR008 1957 Tripower, Rectangular Gold Dry Style For A59C Paper Element Air Cleaner . . . . .	4.00/ea
CDT0031 1957 Tripower, Rectangular Orange For A59C Paper Element Air Cleaner . . . . .	7.50/ea
CDT0455 1958 Tripower, Rectangular Red Dry Style For A59C Paper Element Air Cleaner . . . . .	7.50/ea
CDT0247 1958-60, Fits 1958 2-Barrel or 4-Barrel Carburetor 1959-60 4-Barrel Carburetor, Rectangular/Red For A63C Paper Element Air Cleaner . . . . .	7.50/ea
CDT0802 1958-60, Fits 2-Barrel or 4-Barrel Carburetor for A109C Paper Element Air Cleaner . . . . .	8.00/ea
CDC0824 1959-60 2-Barrel Carburetor, White Dry Style for A86C Paper Element Air Cleaner . . . . .	8.50/ea
CDT0876 1959-60 Tripower, For A59C Paper Element Cleaner	7.50/ea
CDT0249 1959-60 2-Barrel or 4-Barrel Carburetor, Red for A119C or A96C Foam Air Cleaner Element . . . . .	7.50/ea
CDT0480 1959-60 2-Barrel or 4-Barrel Carburetor, White for A119C or A96C Foam Air Cleaner Element . . . . .	7.50/ea
CDT0627 1959-60 2-Barrel or 4-Barrel Carburetor, White for A180C mesh Type Air Cleaner Element . . . . .	7.00/ea

### AIR CONDITIONING DECALS



CDT0837 1954-60 Compressor Freon Charge Tag . . . . .	7.00/ea
CDC0071 1954-60 Except 1954 Delphi AC System Harrison Evaporator Box Decal, Aluminum & Blue . . . . .	4.00/ea
CDT0049 1957-60 Frigidaire Compressor Warning Decal . . . . .	7.50/ea

### DELCO DECALS



CDZ0277 1926-58 Battery . . . . .	10.00/ea
CDT0594 1926-33 Coil . . . . .	8.00/ea

## GENERATOR, STARTER & DISTRIBUTOR TAGS



CGSD2737RS 1927-37 6V, 3 Pieces with Rivets, Two Data Squares . . . . .	20.00/set
CGSD3854 1938-54 6V, 3 Pieces with Rivets, One Data Square . . . . .	20.00/set
CGSD5562RS 1955-60 12V, 3 Pieces with Rivets, 2 Red & 1 Black . . . . .	16.00/set
C455407RS 1926-60 Rivets Set of 6 . . . . .	2.0/set
CDT2662 1926-60 Black Curved for Distributor, with rivets . . . . .	12.00/set
CDT0134 1937-60 Cardboard Generator Warning Tag . . . . .	4.00/ea

## UNDERHOOD & UNDERDASH DECALS



CDT0111 1949-54 Underhood Trouble Light . . . . .	7.00/ea
CPR001 1949-54 Underhood Fuse Cover . . . . .	4.00/ea
CPR006 1949-52 Underdash Fuse Block . . . . .	5.00/ea
CPR007 1953-54 Underdash Fuse Block, 2 Pieces For Inside & Outside Of Cover . . . . .	12.00/set
CPR005 1957-58 Fuse Block Letters . . . . .	4.00/set

## RADIATOR SUPPORT & FIREWALL DECALS



CDT0118 1939-40 Indian Head Radiator Access Cover . . . . .	9.50/ea
CDT0406 1949-60 Cardboard Methanol Antifreeze Tag . . . . .	7.50/ea
CDT0103 1957 "Exterior Finish" Paint Instruction, Round Silver & Blue, Radiator Support or Left Front Of Front Fender Brace In Front Of Radiator . . . . .	7.50/ea
CPX161 1957 Rectangular Paint Instruction . . . . .	14.50/ea
CDT0433 1960 Caution Fan, Red/White with Vertical Orientation	7.00/ea

## POWER STEERING PUMP DECALS



CDT0087 1952-56 Lid Decal . . . . .	7.50/ea
CDT0088 1952-56 Pulley Decal, with 561868 On Decal . . . . .	7.50/ea

## OIL FILTER DECALS

CDT0002 1928-32 "Type: Xh-1". . . . .	7.50/ea
CDB0025 1933-40 L-1 "KleerKleen". . . . .	7.50/ea
CDA0145 1941-48 For S-6 Filter . . . . .	7.50/ea
CDA0019 1941-48 Lid S-6/P115, White On Blue . . . . .	7.50/ea
CDC0030 1941-48 Lid S-6/P115, Blue On Clear . . . . .	7.50/ea
CDT0004 1937-58 2" Yellow & Black Circle . . . . .	7.50/ea
CDZ0050 1949-54 Fram, Set Of 4 Pieces . . . . .	9.50/set
CDT0209 1955-60 "Use AC Element Type PF-122" . . . . .	7.50/ea



**OIL FILLER CRANKCASE BREATHER CAP DECALS**

- CDT0211  1940-60, Fits 1940-54 HD Air Cleaner, 1955-57/59-60 Std Air Cleaner, Orange & Black, Wide/Flat Filler Cap . . . . .7.50/ea
- CPR002  1940-60, Fits 1940-54 HD Air Cleaner 1955-57/59-60 Std Air Cleaner, Orange On Clear. . . .4.00/ea
- CDO0019 1940-54, Blue & White, For Standard Air Cleaner Tall/Thin Cap . . . . .7.00/ea
- CDT0211 1955-57, Fits HD Air Cleaner Except 2-4Bbl, Tripower or Fuel Injection, Purple & Black. . . . .7.00/ea
- CDC0338 1955-60, Fits 1955-57/59-60 Std Air Cleaner Red White & Blue . . . . .7.00/ea
- CPR003 1956-60, 1956 2-4Bbl, 1957-58 Tripower or Fuel Injection 1958-60 HD Air Cleaner, Blue & Orange, "Type Fb-20" . 5.00/ea
- CDC0029 1958 Std Air Cleaner Except AS, For 1552233 Cap . 7.00/ea

**ROAD DRAFT TUBE FILTER DECAL**

- CPR002  1941-54, Orange & Black, For 1529886 Crankcase Outlet . . . . .7.50/ea
- CPR002  1941-54, Orange On Clear, For 1529886 Crankcase Outlet . . . . .4.00/ea
- CDT0211  1955-60 HD Air Cleaner, Purple & Black, For 1551896 Crankcase Outlet . . . . .7.00/ea

**WINDSHIELD WASHER DECALS**

- CDT0420 1940-60 Trico Bracket, On Decal: 6472 . . . . .7.50/ea
- CDT0005 1940-60 Trico Jar Lid, On Decal: 6493-2 . . . . .7.00/ea
- CDT0251 1950-60 GM Bottle Bracket, On Decal: 6477-50 . . . .8.00/ea
- CDC0218 1955-60 GM Lid Mounted Pump Adjustment Screw Card #V6352 On the Card . . . . .8.00/ea
- CPR66 1955-60 GM Manual Lid Mount, On Decal: V-6463 . . 4.00/ea
- CPR67 1955-60 GM Automatic Lid Mount, On Decal: V-6463 3.50/ea
- CDC0106 1959-60 GM Automatic Lid Mount, On Decal: 6494-1 8.50/ea

**LIMITED SLIP DIFFERENTIAL TAGS**

- C3758023E 1957-60 Round with Wording At Edge. . . . .14.50/ea
- C3866433R 1959-60 Red & White Filler . . . . .12.00/ea
- C1363739R 1959-60 Rectangular. . . . .11.00/ea

**INTERIOR & TRUNK DECALS**

- CDT0003  1937-54 New Vehicle Break-In Instruction Tag . . . .6.50/ea
- CDT0127  1937-59 New Vehicle Owners Identification Card. . . .6.50/ea
- C4102041BR  1939-55 New Vehicle Battery Warranty Certificate . . 7.00/ea
- CDT0133  1955-60 Delco New Vehicle Battery Owners Certificate . . . . .7.00/ea
- CDT0078  1939-59 New Vehicle Service Policy Sheet S-5502 On Sheet. . . . .7.00/ea
- CDT0040  1960 New Vehicle Service Policy Sheet. . . . .7.00/ea
- CDT0349 1951 New Vehicle Pre-Delivery Sheet. . . . .7.00/ea
- CDT0820 1960 New Vehicle Pre-Delivery Sheet. . . . .7.50/ea

**NEW VEHICLE SHEETS, TAGS & CARDS**

- CDT0353 1935-39 New Vehicle Maintenance & Adjustment Sheet . . . . .7.00/ea
- CDT0407 1937-54 New Vehicle Break-In Instruction Tag . . . .6.50/ea
- CDT0213 1937-59 New Vehicle Owners Identification Card. . . .6.50/ea
- CDT0270 1939-55 New Vehicle Battery Warranty Certificate . . 7.00/ea
- CDT0357 1955-60 Delco New Vehicle Battery Owners Certificate . . . . .7.00/ea
- CDT0001 1939-59 New Vehicle Service Policy Sheet S-5502 On Sheet. . . . .7.00/ea
- CDT0269 1960 New Vehicle Service Policy Sheet. . . . .7.00/ea
- CDT0349 1951 New Vehicle Pre-Delivery Sheet. . . . .7.00/ea
- CDT0820 1960 New Vehicle Pre-Delivery Sheet. . . . .7.50/ea

**GLOVE BOX CARDS & DECALS**

- CDT0131 1937-46 Glove Box Battery Notice Instruction Card. . 6.00/ea
- CDT0003 1936-58 Glove Box Key Instruction Decal. . . . .6.00/ea
- CDT0132 1938-49 Glove Box Tire Notice Card . . . . .6.00/ea
- CDT0358 1957 Glove Box Lacquer Paint Instruction Card, S-5711 On Card . . . . .7.00/ea
- CDT0103 1957 Round Silver/Blue "Exterior Finish" Paint Decal 7.50/ea
- CDT0061 1958 Glove Box Paint Instruction Decal. . . . .7.50/ea

**HEATER CONTROL PANEL DECALS**

- CDT0127 1939-40 Brown . . . . .7.50/ea
- CDT0146 1942-47 Brown . . . . .8.00/ea
- CDT0147 1948 White . . . . .8.00/ea

**ODOMETER DECALS**

- CODB 1955-58 Black Background with White Numbers . . 10.00/set
- CODW 1955-58 White Background with Black Numbers . . 10.00/set

**SEAT SIDE FISHER BODY TAG - COMES WITH SCREWS**

- C4102041S 1924-31 Square Chrome Tag with Black Background 13.50/ea
- C4102041BR 1932-40 Oval Chrome Tag with Black Background . . 9.50/ea
- C4102041CR 1932-40 Oval Chrome Tag with Cream Background . 9.50/ea
- C4116759R 1941-54 Oval Chrome Tag with Black Background . 8.00/ea

**DOOR SILL PLATE DECAL**

- CFL01 1949-60 "Body By Fisher" . . . . .2.00/ea

**ACCESSORY DECALS**

- CDT0126 1937-60 Compass Instruction . . . . .6.00/ea
- CDT0898 1948-54 Hydramatic Transmission Filler Cover, On Plug Underneath Carpet In Passenger Compartment . . 10.00/ea
- CDT0351 1953-60 Round Indian Head Tissue Dispenser . . . 7.50/ea
- C12808 1959-60 Convertible Top Pump . . . . .6.00/ea

**ACCESSORY TAGS**

- CDT0133 1926-60 Casco Lighter Instruction . . . . .6.50/ea
- CTAG11 1937-60 Compass Outline . . . . .7.50/ea
- CDF0154 1939-58 "Glare-Proof" Day/Night Mirror Arm #5936378 on Tag . . . . .8.00/ea
- CDT0354 1952-56 Dual Range Hydramatic Sunvisor, On Card: "Form S-5311" . . . . .8.00/ea
- CDC0308 1953-59 Autronic Eye Instruction . . . . .8.00/ea
- CDC0558 1955-60 Rochester Lighter Instruction, #C8015 on Tag . . . . .6.50/ea
- CDT0598 1958-60 Electric Antenna Instruction, #570340 on Tag . . . . .7.50/ea
- CDT0836 1960 Seat Belt Instruction . . . . .8.00/ea

**JACK INSTRUCTION SHEETS & DECALS**


- CDT0235 1955 Jack Instruction Base Decal . . . . .7.00/ea
- CDT0210 1956-57 Jack Instruction Decal . . . . .7.00/ea
- CDT0078 1957 Jack Instruction On Base Decal, 2" Circle # 316578 . . . . .7.00/ea
- CDT0394 1958 Jack Instruction Sheet, 5763964 On Sheet . . . 7.00/ea
- CDT0140 1959-60 Jack Instruction Decal, Installs On Jack Shaft 7.00/ea
- CDT0272 1959-60 "Caution Follow Jacking Instructions" Decal 7.00/ea
- CDT0040 1960 Jack Instruction Card, 2" X 2 1/2" . . . . .7.00/ea

**SIGNS & STICKERS**

**BUMPER STICKERS**

- CBS0079  "I'd Rather Be Driving My Pontiac". . . . .6.50/ea
- CBS0080  "I Love My Pontiac". . . . .6.50/ea

**MAGNETIC SIGNS**

- CMM0002  "LOOK BUT PLEASE DON'T TOUCH" . . . . .7.50/ea
- CMM0003 "LOOK AND ENJOY BUT PLEASE DONT TOUCH" . 7.50/ea

**LOGO DECALS**

- CDT0120 "Pontiac Parts" Arrowhead, 8" long . . . . .8.00/ea
- CDT0138 1926-58 10" Round Indian Head, "Pontiac Authorized Service". . . . .9.50/ea
- CDZ0243 1926-58 Indian Head, "Factory Engineered Parts" . . 7.00/ea
- CDZ0245 1926-58 Indian Head, "Genuine Pontiac Parts" . . . 10.00/ea



**LITERATURE**

**ACCESSORY BROCHURES & PRICE LISTS**



- C38POAB 1938 Foldout Brochure . . . . .13.00/ea
- C54POAB 1954 Foldout Brochure . . . . .13.00/ea
- C54POSB 1954 Foldout Brochure, Bonneville Special . . . . 13.00/ea
- C55POAB 1955 Foldout Brochure . . . . .13.00/ea
- C56POAB 1956 Foldout Brochure . . . . .13.00/ea
- C57POAB 1957 Foldout Brochure . . . . .13.00/ea
- C59POAB 1959 Foldout Brochure . . . . .13.00/ea
- C55POSSB 1955 Sales Brochure . . . . .17.00/ea
- C55POSB 1955 Sales Brochure, Wagons . . . . .15.00/ea
- C57POSSB 1957 Sales Brochure, 24" X 25" Fold Out . . . . 15.00/ea
- C49POAL 1949 Price List . . . . .10.00/ea
- C56POAL 1956 Price List . . . . .10.00/ea
- C57POAL 1957 Price List . . . . .10.00/ea

**CONVERTIBLE FISHER BODY BULLETINS**

- C42SN2 1942, Covers Hydro-Electric Convertible Top System . . . . .11.00/ea
- CFBB46 1946, Covers The Hydro-Electric System, Conv Top, Power Window Info, Replacing Back Glass & Window Switches . . . . .15.00/ea
- C49SN1 1949-54, Covers Convertible Folding Top Operation 11.00/ea
- CFBB51 1951-54, Covers Top Hydraulic System . . . . .12.00/ea
- CFBB53 1953-54, Covers Pontiac Convertible Body Parts & Top Adjustment. . . . .19.50/ea
- C55SN2 1955 Chevrolet . . . . .10.00/ea

**CONVERTIBLE FOLDING TOP OPERATION MANUAL**



- CSF0108 1942-48 Manual . . . . .11.00/ea
- CSF0117 1949 Manual . . . . .11.00/ea
- CSF0096 1950-54 Manual . . . . .11.00/ea
- CSF0069 1955 Chevy Manual, Good Pontiac Reference . . . 11.00/ea
- CSF0073 1956 Chevy Manual, Good Pontiac Reference . . . 11.00/ea
- CSF0079 1957 Chevy Manual, Good Pontiac Reference . . . 11.00/ea
- CSF0097 1958 Chevy Manual, Good Pontiac Reference . . . 11.00/ea
- CSF0098 1959 Chevy Manual, Good Pontiac Reference . . . 11.00/ea
- CSF0099 1960 Chevy Manual, Good Pontiac Reference . . . 11.00/ea

**OWNER'S MANUALS**



- C34POOM 1934 Manual . . . . .17.00/ea
- C35POOM6 1935 6 Cylinder Manual . . . . .17.00/ea
- C35POOM8 1935 8 Cylinder Manual . . . . .17.00/ea
- C36POOM6 1936 6 Cylinder Manual . . . . .17.00/ea
- C36POOM8 1936 8 Cylinder Manual . . . . .17.00/ea
- C37POOM 1937 Manual . . . . .17.00/ea
- C38POOM 1938 Manual . . . . .17.00/ea
- C39POOM 1939 Manual . . . . .17.00/ea
- C40POOM 1940 Manual . . . . .17.00/ea
- C41POOM 1941 Manual . . . . .17.00/ea
- C42POOM 1942 Manual . . . . .17.00/ea
- C46POOM 1946 Manual . . . . .17.00/ea
- C47POOM 1947 Manual . . . . .17.00/ea
- C48POOM 1948 Manual . . . . .17.00/ea
- C49POOM 1949 Manual . . . . .17.00/ea
- C50POOM 1950 Manual . . . . .17.00/ea
- C51POOM 1951 Manual . . . . .17.00/ea
- C52POOM 1952 Manual . . . . .17.00/ea
- C53POOM 1953 Manual . . . . .17.00/ea
- C54POOM 1954 Manual . . . . .17.00/ea
- C55POOM 1955 Manual . . . . .17.00/ea
- C56POOM 1956 Manual . . . . .17.00/ea
- COM057 1957 Manual . . . . .17.00/ea
- C58POOM 1958 Manual . . . . .17.00/ea
- C59POOM 1959 Manual . . . . .23.00/ea
- C60POOM 1960 Manual . . . . .19.00/ea

**FISHER BODY MANUALS**



- C723104 1926-31 Except Convertibles Manual . . . . .28.00/ea
- CSM0141 1933-34 Manual . . . . .20.00/ea
- C723604 1935-36 Manual . . . . .20.00/ea
- C723804 1937-38 Manual . . . . .22.00/ea
- C724004 1939-40 Manual . . . . .20.00/ea
- C724104 1941 Manual . . . . .20.00/ea
- C724804 1942-48 Manual . . . . .20.00/ea
- C724914 1949-52 Manual . . . . .20.00/ea
- C724834 1948 Wagon Manual . . . . .20.00/ea
- C724934 1949-52 Wagon Manual . . . . .28.00/ea
- C49SN6 1949-52 Wagon Bulletin, On Body Transfer Application . . . . .11.00/ea
- C10006 1955 Chevy Wagon Manual, Good Reference to Pontiac . . . . .20.00/ea
- C57PFA 1957 Chevrolet Factory Assembly Manual Good Reference For Pontiacs . . . . .25.00/ea
- C58BMR 1958 Manual . . . . .25.00/ea
- C59BMR 1959 Chevrolet & Pontiac Body Welding Assembly Manual. . . . .63.00/ea
- CEB8695 1960 Manual . . . . .27.50/ea

**MOLDING & CLIP MANUALS**

- CM5457 1954-57 Manual, 73 Pages . . . . .32.00/ea
- C95558 1955-58 Manual, 87 Pages . . . . .32.00/ea
- C95959 1959 Manual, 22 Pages . . . . .32.00/ea



**SHOP MANUALS - PONTIAC DEALER REPRINTS**



C752901	1926-32 Pontiac & Oakland Manual . . . . .	31.50/ea
C753311	1933-34 8 Cylinder Manual . . . . .	23.00/ea
C753611	1935-36 Manual . . . . .	30.75/ea
C753801	1937-38 Manual . . . . .	33.00/ea
C753911	1939 Manual . . . . .	32.00/ea
C754011	1940 Manual . . . . .	32.00/ea
C754201	1941-42 Manual . . . . .	45.00/ea
C754801	1946-48 Supplement Manual . . . . .	24.00/ea
C755401	1949-54 Manual . . . . .	25.00/ea
C755501	1955 Manual . . . . .	59.00/ea
C755601	1956 Manual . . . . .	44.00/ea
C755701	1957 Manual . . . . .	43.00/ea
C755811	1958 Manual . . . . .	52.50/ea
C9542	1959 Manual . . . . .	50.00/ea
CEB5706	1960 Manual . . . . .	43.50/ea

**TRIPower & FUEL INJECTION MANUALS**

C57PSN3	1957 Tripower Pontiac Service News, 16 Pages . . .	13.00/ea
C1957FI	1957 Fuel Injection Pontiac Manual . . . . .	20.00/ea
C1958FI	1958 Fuel Injection Pontiac Manual . . . . .	17.50/ea
C1775	1957-60 Rochester Fuel Injection Manual . . . . .	15.00/ea

**HEATING & AIR CONDITIONING MANUALS**

C10968	1954 Air Conditioning Service Manual . . . . .	20.00/ea
C10969	1955 Air Conditioning Service Manual . . . . .	20.00/ea
C56POAC	1956 AC Instructions . . . . .	10.00/ea
C57ACS	1957 AC Supplement. . . . .	19.50/ea
C9781	1959 Air Conditioning Service Manual . . . . .	19.75/ea
C9779	1959 Heating System Service Manual. . . . .	25.25/ea
C9778	1960 Heating & AC Service Manual . . . . .	27.00/ea

**TRANSMISSION REPAIR MANUALS**

CHM4849	1948-49 Manual, Hydramatic . . . . .	26.50/ea
C9872	1954 Manual, Hydramatic . . . . .	27.75/ea
C755531	1955-56 Manual, Hydramatic, for 1955 All, 1956 Chieftain & Safari . . . . .	25.50/ea
C755631	1956-57 Manual, Automatic, for 1956 Starchief & 1957 All. . . . .	25.50/ea
C755731	1958-59 Manual, Automatic . . . . .	24.00/ea
C756031	1960 Manual, Automatic. . . . .	23.00/ea

**MANUALS ON CD**

CMCD3536	1935-36, Includes 1935-36 Shop & 1935-48 Parts . . .	INQ/ea
CMCD4148	1941-48, Includes 1941-42 Shop, 1946-48 Supplement & 1935-48 Parts Manuals . . .	INQ/ea
CMCD4954	1949-54, Includes 1949-54 Shop & 1935-48 Parts . . .	INQ/ea
CMCD1955	1955 Shop Manual Only . . . . .	INQ/ea
CMCD1956	1956, Includes Shop & Transmission . . . . .	INQ/ea
CMCD1957	1957, Includes Shop, Fuel Injection, AC & Trans . . .	INQ/ea
CMCD1958	1958, Includes Shop, Fuel Injection & Body. . . . .	INQ/ea
CMCD1959	1959, includes Shop, Body, Trans, Heating & AC. . .	INQ/ea
CMCD1960	1960, includes Shop, Body, Trans, Heating & AC. . .	INQ/ea

**PARTS MANUALS**



C753912	1929-35 Manual, Pontiac & Oakland . . . . .	38.25/ea
CPB3650	1936-50 Manual, Bound . . . . .	50.75/ea
C9886	1937-41 Manual, Bound . . . . .	40.00/ea
CPB5060	1950-60 Manual, Bound . . . . .	144.00/ea
CPB5460	1954-60 Manual, 3-Hole Punched . . . . .	70.25/ea
C7714	1955-60 Manual Bound . . . . .	136.50/ea

CPB6066	1960-66 Manual Loose Lead . . . . .	159.75/ea
C3039	1930-39 Manual, Delco-Remy Parts. . . . .	32.00/ea
C4664	1946-60 Manual, Delco-Remy Parts. . . . .	48.00/ea
C55DRE	1955-57 Manual, Delco-Remy Electric Equipment . .	17.00/ea
C95757	1957 Manual, Superior Hearse . . . . .	63.00/ea

**INTERCHANGE & ENGINEERING MANUALS**

C95555	1955 Manual, Engineering Features. . . . .	45.00/ea
C22UMPC	1922-33 Manual, Chevrolet United Motors Service	15.00/ea
C2735	1927-35 "Interchangeable Parts Handbook" By Chilton. . . . .	22.00/ea
C3648	1936-48 Manual, "Us Car Parts Interchange". . . . .	32.00/ea
C3854	1938-54 Manual, "Interchangeable Parts". . . . .	37.00/ea
C5065	1950-60 Manual, "Auto Interchange Systems" . . . .	64.00/ea
C29IPM	1929-52 Manual, Chevrolet/GM Interchange . . . . .	25.00/ea
C2952	1929-52 Manual, All GM Exc Cadillac Interchange . .	47.00/ea
C93450	1934-50 Manual, Buick/GM Interchange . . . . .	40.00/ea
C29GMAL	1929-60 Accessory Part Number List, 6000 Items . .	22.00/ea

**PERFORMANCE & RESTORATION GUIDES**

CPMP	1955-60 Pete McCarthy's Pontiac Muscle Car Performance. . . . .	39.95/ea
CRHP	1955-60 Pontiac Racer's & High Performance Handbook On Super Duty & High Output Engines . . . . .	29.95/ea
CMB0080	1955-60 Pontiac Heavy-Duty Parts & Specifications	16.00/ea



**ILLUSTRATIONS & REFERENCES**

Can't find what you are looking for? Check us out online.

California Pontiac Restoration Parts website interface. Navigation links: About, Shop for Pontiac Restoration Parts, Contact, Other Sites. Website URL: WWW.PONTIACPARTS.NET. Main heading: California Pontiac Restoration Parts. Text: We offer quality, Pontiac Parts, from 1926 and up. We specialize in NOS & Reproduction Parts for Vintage, Classic & Antique Pontiacs. Button: GIVE MY CAR CPR.






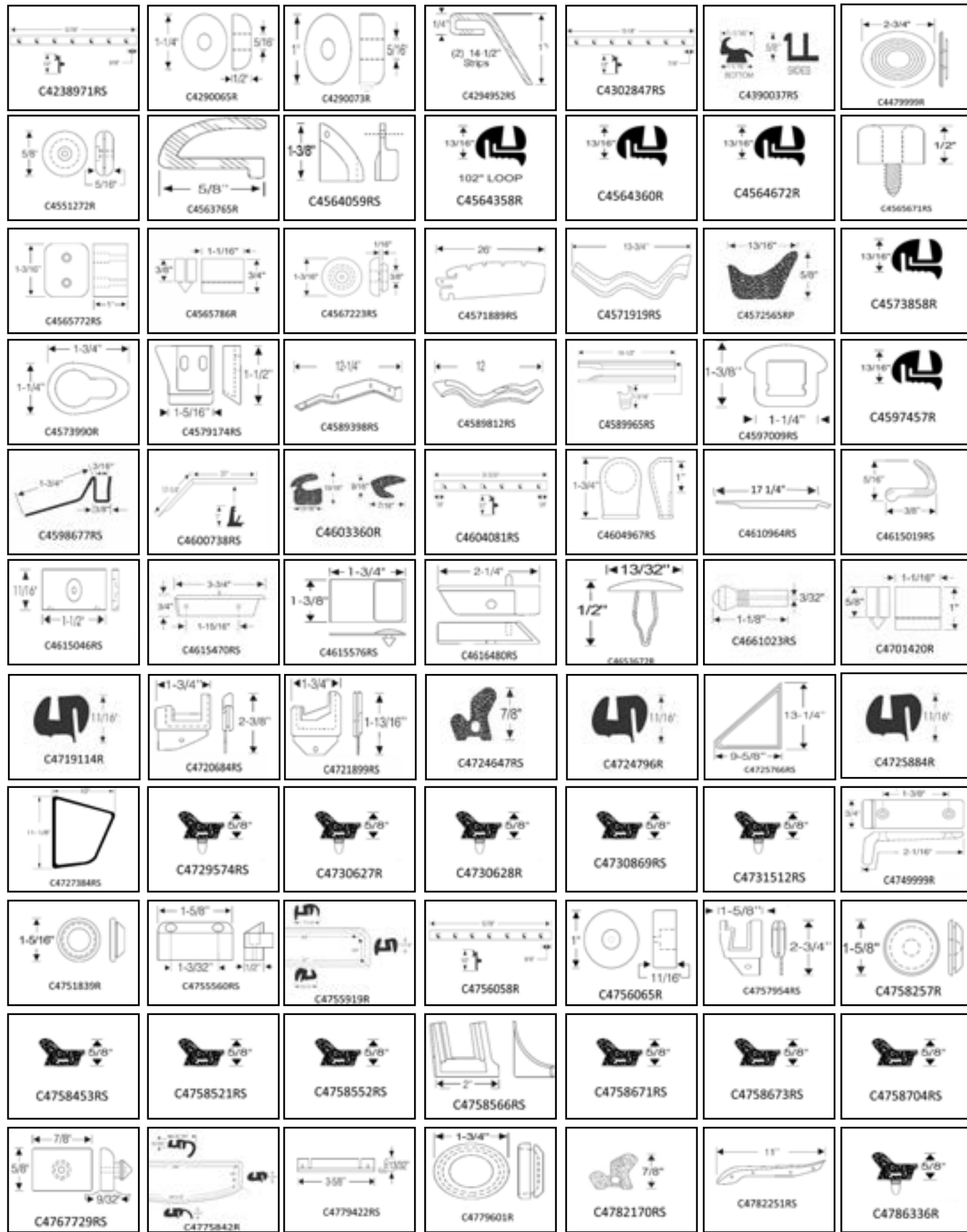
# ILLUSTRATIONS



 C120013RS	 C120879R	 C127979R	 C1313045R	 C1313046R	 C1314346RS	 C1315538RS
 C1843566R	 C187540R	 C216551LR	 C264584R	 C3043055R	 C3140663R	 C350870RS
 C3650395B	 C3650395R	 C3653713R	 C3663520R	 C3664757B	 C3664757R	 C366914RS
 C3691548R	 C3691549R	 C3692045R	 C369109R	 C3703568S	 C3746325R	 C3754938RS
 C379082R	 C394966R	 C399623RV	 C4003748R	 C4004248RS	 C4004270R	 C4009954RS
 C402308R	 C4024073R	 C4024102RS	 C4027811RS	 C4031454R	 C4034248R	 C4034285R
 C4034286R	 C4037877R	 C4038588RS	 C4041611RS	 C4044721RS	 C4044876RS	 C4045018R
 C4045402R	 C4045965R	 C4046185B	 C4058822R	 C4058826B	 C4058826R	 C4058880RS
 C4059054R	 C4059059RS	 C4059400R	 C4059423RS	 C4060748R	 C4061413R	 C4065086RS
 C4065094RS	 C4068454RS	 C4070069RPS	 C4074031RS	 C4074032RS	 C4074350R	 C4074396RS

 C4075461RS	 C4075487RS	 C4075516RS	 C4075530RS	 C4076017RS	 C4076212RS	 C4081808RS
 C4081918RS	 C4082247R	 C4082335R	 C4082366RS	 C4082810R	 C4089552R	 C4089635RS
 C4089916R	 C4089926RS	 C4090190RS	 C4090318R	 C4090373RS	 C4090549RS	 C4090562RS
 C4090578RS	 C4090656R	 C4091161R	 C4091373R	 C4091386R	 C4091472RS	 C4092301RS
 C4097018RS	 C4098021R	 C409843RS	 C4099228R	 C4099230R	 C4099343RS	 C4099410RS
 C4099420RS	 C4099768RS	 C4099819R	 C4099932R	 C4099999R	 C4101861RS	 C4101880RS
 C4101915RS	 C4101984RS	 C4102348RS	 C4112683RS	 C4113810R	 C4114945R	 C4115406RS
 C4115646R	 C4115771RS	 C4116637RS	 C4125399RL	 C4125417R	 C4125418R	 C4125517R
 C4131052RS	 C4132055R	 C4132246RS	 C4134792RS	 C4149726R	 C4149788R	 C4151532RS
 C4156331RS	 C4156665RS	 C4162170R	 C4162630R	 C4180812RS	 C4190980RS	 C4191680RP
 C4220015R	 C4220031RS	 C4220091R	 C4220091S	 C4233291RS	 C4237047RS	 C4237073RS







# 1926-1960 MODEL LIST

## 1926 Series 6-27

Std Cpe: 6640  
Dlx Cpe: 6640D  
2dr SD: 6650  
Landau SD: 7160  
Dlx Landau SD: 7167D

## 1927 Series 6-27

Std Cpe: 7430  
2dr SD: 7440  
Landau SD: 7450  
Dlx Landau SD: 7450D  
Spt Cpe: 7460

## 1928 Series 6-28

Std SD: 8220  
Landau SD: 8230  
2dr SD: 8240  
Std Cpe: 8250  
Landau Cpe: 8260

## 1929 Series 6-29

Std SD: 8920  
Landau SD: 8930  
2dr SD: 8940  
Std Cpe: 8950  
Conv Cpe: 8960

## 1930 Series 6-30B

2dr SD: 30301  
Std SD: 30302  
Std Cpe: 30307  
Spt Cpe: 30308  
Cst SD: 30309

## 1931 Series 401

2dr SD: 31301  
Std Cpe: 31307  
Spt Cpe: 31308  
Std SD: 31309  
Conv Cpe: 31318  
Cust SD: 31319

## 1932 Series 402

2dr SD: 32301  
Spt Cpe: 32308  
4dr SD: 32309  
Bus Cpe: 32317  
Conv Cpe: 32318  
Cust SD: 32319

## 1932 Series 302

2dr SD: 32351  
Spt Cpe: 32358  
4dr SD: 32359  
Bus Cpe: 32367  
Conv Cpe: 32368  
Cust SD: 32369

## 1933 Series 601 8 Cyl

2dr SD: 33301  
4dr SD: 33309  
Std Cpe: 33317  
Conv Cpe: 33318  
Spt Cpe: 33328  
Tour SD: 33331  
Road

## 1934 Series 603 8 Cyl

2dr Std SD: 34301  
4dr Std SD: 34309  
Std Cpe: 34317  
Conv Cpe: 34318  
4dr Tour SD: 34319  
Spt Cpe: 34328  
2dr Tour SD: 34331

## 1935 Master 701B 6 Cyl

Bus Cpe: 2107A  
2dr SD: 2101A  
2dr Tour SD: 2111A  
4dr SD: 2109A  
4dr Tour SD: 2119A

## 1935 Deluxe 701A 6 Cyl

Bus Cpe: 2107  
Spt Cpe: 2157  
Conv Cpe: 2167  
2dr SD: 2101  
2dr Tour SD: 2111  
4dr SD: 2109  
4dr Tour SD: 2119

## 1935 Deluxe 605 8 Cyl

Bus Cpe: 2007  
Opera Cpe: 2077  
Spt Cpe: 2057  
Conv Cpe: 2067  
2dr SD: 2001  
2dr Tour SD: 2011  
4dr SD: 2009  
4dr Tour SD: 2019

## 1936 Master 6 Cyl

Bus Cpe: 2607A  
Spt Cpe: 2657A  
Conv Cpe: 2667A  
2dr SD: 2601A  
2dr SD: 2601AB  
2dr Tour SD: 2611A  
2dr Tour SD: 2611AB  
4dr SD: 2609A  
4dr Tour SD: 2619A

## 1936 Deluxe 6 Cyl

Bus Cpe: 2607  
Spt Cpe: 2657  
Conv Cpe: 2667  
2dr SD: 2601  
2dr Tour SD: 2611  
4dr SD: 2609  
4dr Tour SD: 2619

## 1936 Deluxe 8 Cyl

Bus Cpe: 2807  
Spt Cpe: 2857  
Conv Cpe: 2867  
2dr SD: 2801  
2dr Tour SD: 2811  
4dr SD: 2809  
4dr Tour SD: 2819

## 1937 Deluxe 6 Cyl

Bus Cpe: 2627B  
Spt Cpe: 2627  
Conv Cpe: 2667  
2dr SD: 2601  
2dr Tour SD: 2611  
4dr SD: 2609  
4dr Tour SD: 2619  
4dr Conv SD: 2649  
Station Wagon

## 1937 Deluxe 8 Cyl

Bus Cpe: 2827B  
Spt Cpe: 2827  
Conv Cpe: 2867  
2dr SD: 2801  
2dr Tour SD: 2811  
4dr SD: 2809  
4dr Tour SD: 2819  
4dr Conv SD: 2849

## 1938 Deluxe 6 Cyl

Bus Cpe: 2627B  
Spt Cpe: 2627  
Conv Cpe: 2667  
2dr SD: 2601  
2dr Tour SD: 2611  
4dr SD: 2609  
4dr Tour SD: 2619  
4dr Conv SD: 2649  
Station Wagon

## 1938 Deluxe 8 Cyl

Bus Cpe: 2827B  
Spt Cpe: 2827  
Conv Cpe: 2867  
2dr SD: 2801  
2dr Tour SD: 2811  
4dr SD: 2809  
4dr Tour SD: 2819  
4dr Conv SD: 2849

## 1939 Quality 6 Cyl

Bus Cpe: 2527B  
Spt Cpe: 2527  
2dr Tour SD: 2511  
2dr Tour SD: 2519  
4dr Tour SD: 2519  
Station Wagon

## 1939 Deluxe 6 Cyl

Bus Cpe: 2627B  
Spt Cpe: 2627  
Conv Cpe: 2667  
2dr Tour SD: 2611  
4dr Tour SD: 2619

## 1939 Deluxe 8 Cyl

Bus Cpe: 2827B  
Spt Cpe: 2827  
Conv Cpe: 2867  
2dr Tour SD: 2811  
2dr Sun SD: 2811A  
4dr Tour SD: 2819  
4dr Sun SD: 2819A

## 1940 Special 6 Cyl

Bus Cpe: 2527B  
Spt Cpe: 2527  
2dr Tour SD: 2511  
4dr Tour SD: 2519  
Station Wagon

## 1940 Deluxe 6 Cyl

Bus Cpe: 2627B  
Spt Cpe: 2627  
Conv Cpe: 2667  
2dr Tour SD: 2611  
4dr Tour SD: 2619

## 1940 Deluxe 8 Cyl

Bus Cpe: 2727B  
Spt Cpe: 2827  
Conv Cpe: 2867  
2dr Tour SD: 2811  
4dr Tour SD: 2819

## 1940 Torpedo 8 Cyl

Spt Cpe: 2927C  
4dr Tour SD: 2919  
1941 Torpedo 6  
Bus Cpe: 2527B  
Spt Cpe: 2527  
2dr Tour SD: 2511  
4dr Tour SD: 2519  
Station Wagon

## 1941 Streamliner 6

Cpe: 2627  
4dr SD: 2609

## 1941 Super Streamliner 6

Cpe: 2627D  
4dr SD: 2609D

## 1941 Custom 6

Cpe: 2427  
4dr 4 window: 2419  
Station Wagon

## 1941 Torpedo Del 8

Bus Cpe: 2727B  
Spt Cpe: 2727  
Conv Cpe: 2767  
2dr SD: 2711  
4dr 4 window: 2769  
4dr 6 window: 2719

## 1941 Streamliner 8

Cpe: 2827  
4dr SD: 2609

## 1941 Super Streamliner 8

Cpe: 2827D  
4dr SD: 2609D

## 1941 Custom 8

Cpe: 2927  
4dr 4 window: 2919  
Station Wagon

## 1942 Torpedo 6

Bus Cpe: 2527B  
Spt Cpe: 2527  
SD Cpe: 2507  
Conv Cpe: 2567  
2dr SD: 2511  
4dr 4 window: 2569  
4dr 6 window: 2519

## 1942 Streamliner 6

Cpe: 2607  
4dr 6 window: 2609,  
Station Wagon

## 1942 Streamliner 6

Chieftain Cpe: 2607D  
4dr 6 window: 2609D  
Station Wagon

## 1942 Torpedo 8

Bus Cpe: 2727B  
Spt Cpe: 2727  
SD Cpe: 2707  
Conv Cpe: 2767  
2dr SD: 2711  
4dr 4 window: 2769  
4dr 6 window: 2719

## 1942 Streamliner 8

Cpe: 2807  
4dr 6 window: 2809  
Station Wagon

## 1942 Streamliner 8

Chieftain Cpe: 2807D  
4dr 6 window: 2809D  
Station Wagon  
1946 Torpedo 6  
Bus Cpe: 2527B  
Spt Cpe: 2527  
SD Cpe: 2507  
2dr SD: 2511  
4dr SD: 2519

## 1946 Streamliner 6

Cpe: 2607  
4dr SD: 2609,  
Station Wagon

## 1946 Torpedo 8

Bus Cpe: 2727B  
Spt Cpe: 2727  
SD Cpe: 2707  
Conv Cpe: 2767  
2dr SD: 2711  
4dr SD: 2719

## 1946 Streamliner 8

Cpe: 2807  
4dr SD: 2809  
Station Wagon

## 1947 Torpedo 6

Bus Cpe: 2527B  
Spt Cpe: 2527  
SD Cpe: 2507  
Conv Cpe: 2567  
2dr SD: 2511  
4dr SD: 2519

## 1947 Torpedo 8

Bus Cpe: 2727B  
Spt Cpe: 2727  
SD Cpe: 2707  
Conv Cpe: 2767  
2dr SD: 2711  
4dr SD: 2719

## 1947 Streamliner 8

Cpe: 2807  
4dr SD: 2809  
Station Wagon

## 1948 Torpedo 6

Bus Cpe: 2527B  
Spt Cpe: 2527  
SD Cpe: 2507 &  
2507D  
Conv Cpe: 2567  
Conv Cpe: 2567  
2dr SD: 2511  
4dr SD: 2519 & 2519D

## 1948 Streamliner 6

SD Cpe: 2607 &  
2607D  
4dr SD: 2609 & 2609D  
SW STD & DLX  
1948 Torpedo 8  
Bus Cpe: 2727B  
Spt Cpe: 2727  
SD Cpe: 2707 &  
2707D  
Conv Cpe: 2767  
2dr SD: 2711  
4dr SD: 2719 & 2719D

## 1948 Streamliner 8

SD Cpe: 2807 &  
2807D  
4dr SD: 2809 & 2809D  
SW STD & DLX

## 1949 Chieftain 6 & 8

Bus Cpe: 2527B  
SD Cpe: 2527  
SD Cpe Dlx: 2527D  
Conv Cpe Dlx:  
2567DTX  
2dr SD: 2511  
2dr SD Dlx: 2511D  
4dr SD: 2569  
4dr SD Dlx: 2569D

## 1949 Streamliner 6 & 8

SD Cpe: 2507  
SD Cpe Dlx: 2507D  
4dr SD: 2508  
4dr SD Dlx: 2508D  
SW Wood: 2561  
SW Wood Dlx: 2561D  
SW Metal/Dlx: 2562  
SD Del: 2571

## 1950 Chieftain 6 & 8

Bus Cpe: 2527B  
SD Cpe: 2527  
SD Cpe Dlx: 2527D  
Conv Cpe Dlx:  
2567DTX  
Cat Cpe Dlx: 2537D  
Cat Cpe Super Dlx:  
2537SD  
2dr SD: 2511  
2dr SD Dlx: 2511D  
4dr SD: 2569  
4dr SD Dlx: 2569D

## 1950 Streamliner 6 & 8

SD Cpe: 2507  
SD Cpe Dlx: 2507D  
4dr SD: 2508  
4dr SD Dlx: 2508D  
Station Wagon: 2562  
Station Wagon Dlx:  
2562D  
SD Del: 2571

## 1951 Chieftain 6 & 8

Bus Cpe: 2527B  
SD Cpe: 2527  
SD Cpe Dlx: 2527D  
Conv Cpe Dlx:  
2567DTX  
Cat Cpe Dlx: 2537D  
Cat Cpe Super Dlx:  
2537SD  
2dr SD: 2511  
2dr SD Dlx: 2511D  
4dr SD: 2569  
4dr SD Dlx: 2569D

## 1951 Streamliner 6 & 8

SD Cpe: 2507  
SD Cpe Dlx: 2507D  
Station Wagon: 2562  
Station Wagon Dlx:  
2562D  
SD Del: 2571

## 1952 Chieftain 6 & 8

Conv Cpe Dlx:  
2567DTX  
Cat Cpe Dlx: 2537D  
Cat Super Dlx:  
2537SD  
2dr SD: 2511  
2dr SD Dlx: 2511D  
4dr SD: 2569  
4dr SD Dlx: 2569D  
Station Wagon: 2562  
Station Wagon Dlx:  
2562D  
SD Del: 2571

## 1953 Chieftain 6 & 8

Conv Cpe Dlx:  
2567DTX  
Cat Cpe Dlx: 2537D  
Cat Cust: 2537SD  
2dr SD: 2511W  
2dr SD Dlx: 2511WD  
4dr SD: 2569W  
4dr SD Dlx: 2569WD  
2 seat SW: 2563F  
3 seat SW: 2562  
SW Dlx: 2562DF  
SD Del: 2571

## 1954 Chieftain 6 & 8

Cat Cpe Dlx: 2537D  
Cat Cpe Super Dlx:  
2537SD  
2dr SD: 2511W  
2dr SD Dlx: 2511WD  
4dr SD: 2569W  
4dr SD Dlx: 2569WD  
2 seat SW: 2562F  
3 seat SW: 2562  
SW Dlx: 2562DF

## 1954 Star Chief 8

Conv Cpe: 2867DTX  
Cat Cpe Cust:  
2837SD  
4dr SD Dlx: 2869WD  
4dr SD Cust:  
2869WSD

## 1955 Chieftain 25

Cat Cpe Dlx 870:  
2537D  
2dr SD 860: 2511  
2dr SD 870: 2511D  
4dr SD 860: 2519  
4dr SD 870: 2519D  
4dr SW 860: 2562  
4dr SW 870: 2562DF  
2dr SW 860: 2563F

## 1955 Star Chief 25

Cust SW: 2564DF

## 1955 Star Chief 28

Conv Cpe: 2867DTX  
Cat Cpe Cust:  
2837SD  
4dr SD: 2819D  
4dr SD Cust: 2819SD

## 1956 Chieftain 27

Cat Cpe 860: 2737  
Cat Cpe 870: 2737D  
Cat SD 860: 2739  
Cat SD 870: 2739D  
2dr SD 860: 2511  
4dr SD 860: 2719  
4dr SD 870: 2719D  
4dr SW 870: 2762FC  
4dr SW 870: 2762DF  
2dr SW 860: 2768

## 1956 Star Chief 27

Cust SW: 2764DF

## 1956 Star Chief 28

Conv Cpe: 2867DTX  
Cat Cpe Cust:  
2837SD  
Cat SD Cust: 2839SD  
4dr SD: 2819D

## 1957 Chieftain 27

Cat Cpe: 2737  
Cat SD: 2739  
2dr SD: 2711  
4dr SD: 2719  
4dr SW: 2762FC  
2dr SW: 2763F

## 1957 Super Chief 27

Cat Cpe: 2737D  
Cat SD: 2739D  
4dr SD: 2719D  
4dr Saf: 2762DF

## 1957 Star Chief 27

2dr Saf Cust: 2764DF  
4dr Saf Cust: 2762DF

## 1957 Star Chief 28

Conv Cpe: 2867DTX  
Conv Cpe Cust Bonn:  
2867SDX  
Cat Cpe Cust:  
2837SD

## 1957 Star Chief 28

Cat SD Cust: 2839SD  
4dr SD: 2819D  
4dr SD: 2819SD

## 1958 Bonneville 25

Conv Cpe: 2567SD  
Spt Cpe: 2647SD

## 1958 Chieftain 25

Conv Cpe: 2567

## 1958 Chieftain 25

Conv Cpe: 2567

## 1958 Chieftain 27

Cat Cpe: 2731  
Cat SD: 2739  
2dr SD: 2741  
4dr SD: 2749  
4dr Saf: 2794

## 1958 Star Chief 27

4dr Saf: 2793D  
4dr Saf: 2793SD

## 1958 Super Chief 28

Cat Cpe: 2831D  
Cat SD: 2839D  
4dr SD: 2849D  
1958 Star Chief 28  
Cat Cpe: 2131SD  
Cat SD: 2839SD  
4dr SD: 2849SD

## 1959 Catalina 21

2dr Sport Sed: 2111  
4dr Sed: 2119  
4dr Saf: 2135  
2dr Sport Cpe: 2137  
4dr Vista: 2139  
4dr Saf: 2145  
Conv Cpe: 2167

## 1959 Star Chief 24

2dr Sport Sed: 2411  
4dr Sed: 2419  
4dr Vista: 2439  
1959 Bonneville 27  
4dr Saf: 2735

## 1959 Bonneville 28

2dr Sport Cpe: 2837  
4dr Vista: 2839  
Conv Cpe: 2867

## 1960 Catalina 21

2dr Sport Sed: 2111  
4dr Sed: 2119  
4dr Saf: 2135  
2dr Sport Cpe: 2137  
4dr Vista: 2139  
4dr Saf: 2145  
Conv Cpe: 2167

## 1960 Ventura 23

2dr Sport Cpe: 2337  
4dr Vista: 2339  
1960 Star Chief 24  
2dr Sport Sed: 2411  
4dr Sed: 2419  
4dr Vista: 2439  
1960 Bonneville 27  
4dr Saf: 2735

## 1960



Year	<a href="#">Bulb #51</a>	<a href="#">Bulb #55</a>
1935-36	Heater Switch, Del Radio	Clock, Under Hood
1937	Heater Switch, Del Radio	Clock, Under Hood, Inst Clust
1938	Heater Switch, Del Radio, Beam Ind, Inst Panel	Clock, Under Hood, Inst Clust
1939	Heater Switch, Del Radio, Beam Ind, Inst Panel, Ign	Clock, Under Hood, Inst Clust, Rear Luggage Compart
1940	Del Radio, Beam Ind, Inst Panel, Ign, Direct Sig	Clock, Under Hood, Inst Clust, Rear Luggage Compart, Super Del Radio
1941	Del Radio, Beam Ind, Inst Panel, Ign, Direct Sig	Clock, Under Hood, Inst Clust, Rear Luggage Compart, Super Del Radio, Inst Compart, Dome (Conv only)
1942	Del Radio, Beam Ind, Inst Panel, Ign, Direct Sig, Heater Panel	Clock, Under Hood, Inst Clust, Rear Luggage Compart, Super Del Radio, Inst Compart, Dome (Conv only)
1943-45	Del Radio, Beam Ind, Inst Panel, Ign, Direct Sig, Heater Panel	Clock, Under Hood, Inst Clust, Rear Luggage Compart, Super Del Radio, Inst Compart, Dome (Conv only)
1946	Del Radio, Beam Ind, Inst Panel, Ign, Direct Sig, Heater Panel	Clock, Under Hood, Inst Clust, Rear Luggage Compart, Super Del Radio, Inst Compart, Dome (Conv only)
1947	Del Radio, Beam Ind, Inst Panel, Ign, Direct Sig, Heater Panel	Clock, Under Hood, Inst Clust, Super Del Radio, Inst Compart, Dome (Conv only)
1948	Del Radio, Beam Ind, Inst Panel, Ign, Direct Sig, Heater Panel, Auto Shift	Clock, Under Hood, Inst Clust, Super Del Radio, Inst Compart, Dome (Conv only)
1949	Beam Ind, Inst Panel, Ign, Direct Sig, Auto Shift, Hood Orn	Clock, Under Hood, Inst Clust, Inst Compart, Heater Panel
1950-51	Beam Ind, Inst Panel, Ign, Direct Sig, Auto Shift, Hood Orn	Clock, Under Hood, Inst Compart, Heater Panel
1952-54	Beam Ind, Inst Panel, Ign, Direct Sig, Auto Shift, Hood Orn	Clock, Under Hood, Inst Compart, Heater Panel, Hand Brake Warning
	<a href="#">Bulb #63</a>	<a href="#">Bulb #81</a>
1926	Fender	Dome
1927-36	Fender, Tail	Dome
1937-38	Fender, Tail incl Mdl 2571 & SW	Dome, Inst Lamp
1939-40	Fender, Tail Mdl 2571 & SW only, Lic exc 2571 & SW	Dome, Inst Lamp
1941	Tail Mdl 2571 & SW only, Lic exc 2571 & SW	Inst Lamp
1942-46	Tail Mdl 2571 & SW only, Lic exc 2571 & SW, Parking	Inst Lamp, Under Hood
1947	Tail Mdl 2571 & SW only, Lic exc 2571 & SW, Parking	Inst Lamp, Under Hood, Rear Luggage Compart
1948-50	Tail Mdl 2571 & SW only, Lic exc 2571 & SW, Parking	Inst Lamp, Rear Luggage Compart
1951-52	Tail Mdl 2571 & SW only, Lic exc 2571 & SW, Parking	Inst Lamp, Rear Luggage Compart, Ash Tray & Floor
1953-54	Lic exc 2571 & SW, Parking	Inst Lamp, Rear Luggage Compart, Ash Tray & Floor
	<a href="#">Bulb #53</a>	<a href="#">Bulb #57</a>
1955	Ash Tray & Floor, Beam Ind, Hood Orn, Oil Tell Tale, Speedo Housing, Temp Tell Tale	A/C Panel, Direct Sig, Clock, Heater Panel, Ign, Inst Compart, Inst Clust, Auto Shift
1956	Ash Tray & Floor, Beam Ind, Hood Orn, Oil Tell Tale, Speedo Housing, Temp Tell Tale	A/C Panel, Direct Sig, Clock, Heater Panel, Ign, Inst Compart, Inst Clust, Auto Shift
1957-58	Ash Tray & Floor, Hood Orn, Oil Tell Tale, Speedo Housing, Temp Tell Tale	A/C Panel, Direct Sig, Clock, Heater Panel, Ign, Inst Compart, Inst Clust, Auto Shift, Beam Ind

	<a href="#">Light Bulb, 6V, #82</a>	<a href="#">Light Bulb, 6V, #87</a>
	Courtesy & Rear Quarter Corner Lamp, 1950-54	Stop Lamp, 1926-38 All
	Dome Lamp, 1941-1948 All except Conv	Under Hood, 1953-54 All
	Under Hood Lamp, 1948-49	
	<a href="#">Light Bulb, 6V, #88</a>	<a href="#">Bulb #210 6V</a>
	Dome Lamp, 1949-52 All	Dome Lamp, 1953-54 Exc Wagon or Hardtop
	Under Hood, 1950-52 All	
	<a href="#">Light Bulb, 6V, #1129</a>	<a href="#">Bulb #1133 6V</a>
	Back Up Lamp, 1953-54 Exc Wagon or SD	Back Up Lamp, 1942-52 All
	Stop Lamp, 1949 Sedan Delivery	
	Stop Lamp, 1949-52 Wagon	
	<a href="#">Bulb #1154 6V</a>	<a href="#">Bulb #1323 6V</a>
	Directional Signal, 1940-54 All	Auxiliary Lamp & Safety Lamp, 1926-47 All
	Tail Lamp, 1939-52 Exc Wagon or SD	
	Tail Lamp, 1953-54 All	
	<a href="#">Bulb, 12V, #55.</a>	<a href="#">Bulb #67 12V</a>
	Low Fuel Indicator Lamp, 1960	Rear License, 1955-56 Exc Wagon
		Rear License, 1957-60 All
		Tail Lamp, 1959 24-28 & 1960 All
	<a href="#">Bulb #89 12V</a>	<a href="#">Bulb #90 12V</a>
	Courtesy Lamp, 1955-60	Dome Lamp, 1955-56 Chieftain & Wagon
		Rear Quarter Corner Lamp, 1955-56 Starchief HT's
	<a href="#">Bulb #1003 12V</a>	<a href="#">Bulb #1004 12V</a>
	Rear Luggage & Under Hood, 1955-60	Dome Lamp, 1955-56 Exc Chieftain & Wagon
		Dome Lamp, 1957-60 Wagon
	<a href="#">Bulb #1034, 12V</a>	<a href="#">Bulb #1073 12V</a>
	Direction Signal & Stop Lamp, 1955-57	Back Up Lamp, 1959-60
	Parking Lamp & Tail Lamp, 1955-1960	
	<a href="#">Bulb, 12V, #1445</a>	<a href="#">Bulb #1895 12V</a> , 1959-60
	Oil Pressure & Temperature Tell Tale, 1959	AC Control Panel, Direction Signal Pilot, Electric Clock
	Ignition Lock & Ashtray Lamp, 1959-60	Gearshift Indicator, Heater Control Panel
		Instrument Panel Compartment, Instrument Panel Cluster





# CARB KIT REFERNECE CHART

Year	Model	Brand	Type	Number	Kit Number
1919-21	Oakland	Marvel		10-27, 10-86	<a href="#">INQ</a>
1922-23	Oakland	Marvel		10 56	<a href="#">INQ</a>
1926-28	Oakland	Marvel		10-116	<a href="#">INQ</a>
1928	Pontiac	Marvel		10-160	<a href="#">INQ</a>
1929	Pontiac	Marvel		10-157	<a href="#">INQ</a>
1929	Oakland	Marvel		10-157	<a href="#">INQ</a>
1930	Pontiac	Marvel		10-192	<a href="#">INQ</a>
1931	Oakland 8 cyl	Marvel		10-188	<a href="#">INQ</a>
1931	Pontiac	Marvel		10-228	<a href="#">INQ</a>
1932	Pontiac	Marvel		10-268, 10-1016	<a href="#">INQ</a>
1926-30	6 cyl w/ brass bowl carb	Carter	Updraft	101S, 104S, 149	<a href="#">C603971R</a>
1933-38	6 & 8 cyl	Carter	W1	255S, 266S, 280S, 298S, 306S, 314S, 315S, 322S, 324S, 340S, 350S, 352S, 364S, 400S, 401S, 521S, 545S	<a href="#">C7001330R</a>
1937-48	Chevrolet replacement	Carter	W1	Flat shaft Accelerato Pump	<a href="#">C609993R</a>
1939-40	8 cyl 1bbl	Carter	WA-1	432S, 433S, 462S, 463S, 494S, 537S, 652S, 717S, 718S	<a href="#">C7001392R</a>
1940-46	8 cyl 2bbl	Carter	WDO	469S, 540S, 548S	<a href="#">C7001331R</a>
1941-42	6 cyl 1bbl	Carter	W1	255S, 266S, 280S, 298S, 306S, 314S, 315S, 322S, 324S, 340S, 350S, 352S, 364S, 400S, 401S, 521S, 545S	<a href="#">C7001330R</a>
1941-52	6 cyl 1bbl Canadian only	Rochester	BC	7002870	<a href="#">C7002379R</a>
1941-52	6 cyl 1bbl	Stromberg	BXOV	13-22	<a href="#">CST4152</a>
1941-54	8 cyl 2bbl	Stromberg	AAUVB	13-20, 13-23	<a href="#">CST4154</a>
1946-52	6 cyl 1bbl	Carter	WA-1	432S, 433S, 462S, 463S, 494S, 537S, 652S, 717S, 718S	<a href="#">C7001392R</a>
1947-54	8 cyl 2bbl	Carter	WCD	2122S, 630S, 653S, 719S, 720S	<a href="#">C7012151R</a>
1947-54	8 cyl 2bbl	Rochester	RPD	7006348	<a href="#">C7012151R</a>
1951-52	1bbl Replacement Carb MX-189	Rochester	BC	7002870	<a href="#">C7002379R</a>
1953-54	6 cyl 2bbl	Carter	WCD	2010S	<a href="#">C7006045R</a>
1955	2bbl	Carter	WGD	2182S, 2207S	<a href="#">C7012153R</a>

Year	Model	Brand	Type	Number	Kit Number
1955	2bbl	Carter	WGD	2182S, 2207S	<a href="#">C7012153R</a>
1955-56	2bbl	Rochester	2GC	7006100, 7008695, 7008696, 7009907, 7009908	<a href="#">C7009925R</a>
1955-56	4bbl (to early 1956)	Rochester	4GC	7007800	<a href="#">C7009153R</a>
1955-56	2bbl	Stromberg	WW	13-24	<a href="#">CST5556</a>
1955-56	6 cyl 1bbl Canadian only	Rochester	BC	7006201, 7007950, 7009258, 7009259, 7010680	<a href="#">INQ</a>
1955-57	4bbl	Carter	WCFB	2268S, 2283S, 2364S	<a href="#">C7012155R</a>
1956	4bbl & 2-4bbl	Rochester	4GC	7007900, 7008697, 7009820, 7009905, 7009906, 7010600	<a href="#">C7009932R</a>
1956	2bbl	Carter	WGD	2359S	<a href="#">C566513R</a>
1957-58	2bbl Hydramatic	Rochester	2GC	7009831, 7009832	<a href="#">C7015821R</a>
1957-58	3-2bbl front/rear	Rochester	2GC	7011351, 7011352, 7011705, 7011717	<a href="#">C7015832R</a>
1957-58	4bbl	Rochester	4GC	7009829, 7009830, 7011701	<a href="#">C7015835R</a>
1957-58	2bbl Manual	Rochester	2GC	7011350, 7011500, 7011706, 7011709, 7013064, 7013067, 7015066, 7015068, 7015076, 7019064, 7019067, 7019069, 7020064, 7020067, 7020069, 7020161, 7023162, 7024074, 7024075, 7024173, 7024175, 7025070, 7025074, 7025075, 7025173, 7025175, 7025177	<a href="#">C7015856R</a>
1957-60	3-2bbl center	Rochester	2GC	7011350, 7011500, 7011706, 7011709, 7013064, 7013067, 7015066, 7015068, 7015076, 7019064, 7019067, 7019069, 7020064, 7020067, 7020069, 7020161, 7023162, 7024074, 7024075, 7024173, 7024175, 7025070, 7025074, 7025075, 7025173, 7025175, 7025177	<a href="#">C7015856R</a>
1957-60	6 cyl 1bbl Canadian only	Rochester	BC	7010516, 7010517, 7011870, 7011871, 7013080, 7013081	<a href="#">INQ</a>
1957-60	4bbl	Carter	AFB	2506S, 2740S, 2751S, 2767S, 2768S, 2819S, 2820S, 2920S, 2975S, 2976S, 3123S, 3124, 3125, 3300S, 3326S, 3435S, 3477S, 3479S, 3502S, 3545S, 3574S, 3647S, 3648, 3649, 3650, 3651, 3686S, 3687S, 3895S, 3896S, 3898S, 3899S, 3900S, 4036S	<a href="#">C7012844R</a>
1958-60	4bbl Canadian only	Rochester	4GC	All	<a href="#">INQ</a>
1959-60	1959 exc T420E, 1960 HT exc T425E	Rochester	2GC, GV	7011702, 7011703, 7012702, 7012703, 7013060, 7013061, 7015070, 7015072, 7019070, 7019071, 7019072, 7019073, 7020070, 7020071, 7020072, 7020073, 7023060, 7023061, 7023062, 7023071, 7024062, 7025060, 7025061, 7025062, 7025066, 7025071, 7026060, 7026061, 7026062, 7026066, 7026071, 7027060, 7027061, 7027062, 7027063, 7027071, 7028060, 7028062, 7028066, 7028071, 7029060, 7029062, 7036060, 7036061, 7036062, 7036071, 7037061, 7037062, 7037066, 7037071, 7037162	<a href="#">C7016021R</a>
1959-60	1959 T420E, 1960 T425E	Rochester	2GC	7013069, 7013075, 7015062, 7016010, 7016110, 7019060, 7019074, 7019075, 7019076, 7019077, 7020060, 7020074, 7020075, 7020076, 7020077, 7023063, 7023064, 7023066	<a href="#">C7015959R</a>
1959-60	3-2bbl front/rear	Rochester	2GC	7013063, 7013065, 7023078, 7023079, 7024178, 7024179, 7025078, 7025079, 7025178, 7025179	<a href="#">C7015939R</a>
1960	4bbl	Carter	AFB	3010, 3298, 4033, 4034, 4035, 4037, 4041, 4242, 4243, 4244, 4245, 4246, 4248, 4413	<a href="#">C7015144R</a>

CARB KIT REF



## DIST. GEN. & STARTER TAG #'S

Generator Tag Numbers	
1940-41	1102665
1942-47	1102665
1948	1102701
1949-50	1102711
1951	1102750
1951	1102775
1952	1102769
1953	1102794
1954	1102794
1955	1100304
1956	1100304
1956	1102052
1956	1102054
1957	1100304
1957	1102070
1957	1102074
1958	1102104
1958	1102105
1958	1102106
1958	1102107
1958	1102108
1959	1102142
1959	1102143
1960	1102203
1960	1102200
1960	1102143

Starter Tag Numbers	
1940 8 cyl	1107914
1940 6 cyl	1107022
1941-47 6 cyl	1107032
1941-47 8 cyl	1107921
1948 6 cyl	1107070
1948 8 cyl	1107947
1949-52 6 cyl	1107079
1949-54 8 cyl	1107957
1953 6 cyl	1107994
1953-54 8 cyl	1107107
1953 6 cyl PG	1107144
1953 8 cyl PG	1108031
1954 8 cyl	1107957
1955 SS	1107631
1955 PS	1107632
1956	1107641
1957	1107661
1958 ST	1107697
1958 HT	1107700
1959 HT	1107735
1959-60 ST	1107661
1960 HT	1107777

Distributor Tag Numbers	
1940-48 8 cyl	1110804
1949 6 cyl	1110219
1949 8 cyl	1110816
1950-52 6 cyl	1110222
1950-51 8 cyl	1110818
1952-54 8 cyl	1110831
1953 6 cyl	1110232
1954 6 cyl	1110235
1954 6 cyl	1110234
1955	1110828
1956	1110862
1957	1110871
1958 ST	1110924
1958 HT	1110913
1958 FI	1110925
1959	1110941
1960 Std	1110964
1960 Std	1110970
1960 Econ	1110965
1960 Econ	111971

## ALPHABETICAL INDEX

### A

- A Arm Seals . . . . . 76
- A Pillar Seals . . . . . 77
- A Pillar Weatherstrip, Conv . . . . . 85
- A Pillars - Conv . . . . . 27
- Air Conditioning:
  - Bearings . . . . . 72
  - Decals . . . . . 89
  - Main & Sub Harness . . . . . 51
  - Manuals . . . . . 92
  - Wiring Harness . . . . . 51
- Accelerator Pedals . . . . . 63
- Accessory:
  - Beauty Rings . . . . . 4
  - Brochures . . . . . 91
  - Coat Hooks . . . . . 4
  - Decals . . . . . 90
  - Door Handle Guards . . . . . 4
  - Exhaust Pipe Deflectors . . . . . 4
  - Floor Mats . . . . . 4
  - Fog Lamps . . . . . 4
  - Headlamp Visor . . . . . 4
  - Radiator Overflow Tank . . . . . 4
  - Reflectors . . . . . 4
  - Relays, Power . . . . . 46
  - Tags . . . . . 90
  - Tissue Dispensers . . . . . 4
  - Vanity Mirrors . . . . . 4
- Air Cleaner:
  - Decals . . . . . 89
  - Filter Elements . . . . . 63
  - To Carb Gaskets . . . . . 58
  - Tripower . . . . . 63
- Antennas . . . . . 43
- Antenna Components . . . . . 43
- Antenna Harness . . . . . 43
- Armrest:
  - Armrests . . . . . 9
  - Armrest & Piston Covers . . . . . 27
  - Bases . . . . . 9
  - Pads . . . . . 9
  - Ashtrays . . . . . 12
- Axle Housing Cover Gaskets . . . . . 72

### B

- B Pillars . . . . . 27
- Back Up Lamp:
  - Bezels . . . . . 49
  - Body Pads . . . . . 49
  - Lamp Harness . . . . . 52
  - Lens Gaskets . . . . . 49
  - Lenses . . . . . 49
  - Shields . . . . . 46
  - Switches . . . . . 46
  - Wires . . . . . 52
- Back Window:
  - Drain Hoses . . . . . 83
  - Glass . . . . . 18
  - Glass Channels . . . . . 83
  - Pinchweld . . . . . 83
  - Reveal Moldings . . . . . 22
- Ball Joints . . . . . 37
- Ballast Resistors & Harness . . . . . 45
- Bands, Door Edge . . . . . 9
- Bands, Transmission . . . . . 70
- Bases, Armrest . . . . . 9
- Battery:
  - Boxes . . . . . 43
  - Box Hardware . . . . . 43
  - Cables, Negative . . . . . 43
  - Cables, Positive . . . . . 44

- Bearings:
  - Camshaft . . . . . 56
  - Clutch . . . . . 71
  - Clutch Pilot . . . . . 71
  - Crankshaft . . . . . 56
  - Differential Side . . . . . 71
  - Input Shaft . . . . . 69
  - Main Drive . . . . . 69
  - Pinion . . . . . 71
  - Power Steering Pump . . . . . 39
  - Rod . . . . . 56
  - Steering . . . . . 39
  - Steering Wheel . . . . . 40
  - Trans Output Shaft . . . . . 69
- Beauty Rings . . . . . 4, 22
- Bellows, Rod Toe Board . . . . . 63
- Belt Molding Clips . . . . . 23
- Belts:
  - Compressor . . . . . 60
  - Fan . . . . . 59
  - Generator . . . . . 59
  - Pump - Power Steering . . . . . 60
  - Seat . . . . . 10
- Bezels:
  - Back Up Lamp . . . . . 49
  - Dome Lamp . . . . . 49
  - License Plate Lamps . . . . . 49
  - Tail Lamp . . . . . 50
- Bleeders . . . . . 35
- Boards, Door Panel . . . . . 8
- Quarter Panel . . . . . 9
- Trunk Side Panel . . . . . 11
- Body Bulletins, Fisher . . . . . 91
- Body Manuals, Fisher . . . . . 91
- Body Mount Bolts . . . . . 25
- Body Mount Hardware . . . . . 25
- Body Mount Kits . . . . . 25
- Body to Frame Shims . . . . . 25
- Bolts:
  - Body Mount . . . . . 25
  - Bumper . . . . . 24
  - Cylinder Head . . . . . 61
  - Door Hinge . . . . . 15
  - Exhaust Manifold . . . . . 68
  - Intake Manifold . . . . . 68
  - Leaf Spring . . . . . 38, 39
  - Lug . . . . . 36
  - Shock Absorber . . . . . 38
  - Tailgate . . . . . 26
  - Transmission . . . . . 70
  - Trunk . . . . . 26
  - Valve Cover . . . . . 61
- Boot:
  - Antenna . . . . . 43
  - Convertible Top . . . . . 28
  - Gearshift Lever . . . . . 71
  - Master Cylinder . . . . . 35
- Bowdrill Cloth Tape . . . . . 85
- Bows, Header - Conv. . . . . 27
- Brackets, Brake Line . . . . . 34
- Fog Lamp . . . . . 48
- License Plate . . . . . 25
- Brake:
  - Booster Vacuum Lines . . . . . 68
  - Brackets . . . . . 34
  - Clips . . . . . 34
  - Components . . . . . 33
  - Drums . . . . . 33
  - Drum Spacers . . . . . 33
  - Hardware . . . . . 34
  - Hardware Kits . . . . . 33
- Hold Down Kits . . . . . 33
- Hoses . . . . . 34
- Lamp Switches . . . . . 46
- Line Blocks . . . . . 34
- Pedal Pads . . . . . 35, 70
- Pedal Components . . . . . 35
- Sets . . . . . 33
- Shoes . . . . . 33
- Tools . . . . . 33
- Brochures, Accessory . . . . . 91
- Brochures, Sales . . . . . 91
- Bulbs, 6 & 12 volt . . . . . 47
- Fog Lamp . . . . . 48
- Headlamp - Sealed Beam . . . . . 47
- Bumper Bolts . . . . . 24
- Bumper Grommets . . . . . 75
- Bumper Grommets, Rear . . . . . 85
- Bumper Guard Bullets . . . . . 25
- Bumper Hardware . . . . . 25
- Bumper Seals, Wagon . . . . . 85
- Bumper Stickers . . . . . 90
- Bumpers - Rubber:
  - Convertible Top . . . . . 85
  - Decklid . . . . . 84
  - Door . . . . . 79
  - Door Check Link . . . . . 79
  - Door Window . . . . . 81
  - Dovetail . . . . . 16
  - Fuel Tank Door . . . . . 65
  - Hood . . . . . 75
  - Moldings - Garnish . . . . . 13
  - Quarter Window . . . . . 81
  - Rebound . . . . . 37
  - Rebound . . . . . 37
  - Roof Rail - Conv . . . . . 85
  - Rumbleseat . . . . . 84
  - Seat . . . . . 10
  - Sliding Window . . . . . 82
  - Tailgate - Wagon . . . . . 84
  - Trunk . . . . . 84
- Bushings:
  - Clutch Pilot . . . . . 71
  - Inner Shaft . . . . . 37
  - Leaf Spring . . . . . 38, 39
  - Piston Pin . . . . . 56
  - Pitman Shaft . . . . . 39
  - Shock Absorber . . . . . 38
  - Stabilizer Bar . . . . . 37
  - Transmission . . . . . 70
- Buttons, Door Handle - Exterior . . . . . 15
- Bypass Hoses, Water Pump . . . . . 62

### C

- Cables, Hood Release . . . . . 4
- Cables, Speedometer . . . . . 71
- Camshaft Bearings . . . . . 56
- Caps:
  - Distributor . . . . . 45
  - Fuel Tank . . . . . 65
  - Oil Filler . . . . . 60
- Carburetors:
  - Carburetors . . . . . 63
  - Base Gaskets . . . . . 58
  - Base Throttle Bodies . . . . . 63
  - Base Throttle Gaskets . . . . . 64
  - Floats . . . . . 64
  - Rebuild Kits . . . . . 64
- Carpet:
  - Bulk . . . . . 8
  - Cut and Sewn . . . . . 7
  - Door Panel . . . . . 8
  - Floor Mats . . . . . 8
  - Molded . . . . . 8



Center Link Repair Kits	38
Center Link Tube Assembly	38
<b>Channels:</b>	
Back Window	83
Sliding Window	82
Stationary Window	82
Windshield - Bulk	77
Chassis Wiring Harness	51
Check Links, Door	15
Choke Control Cables	64
Choke Control Components	64
Choke Conversion Kits	64
Choke Tubes	64
<b>Clamps:</b>	
Air Intake	72
Heater	72
Hose - Fuel	67
Hose - Radiator	62
Muffler	68
Vent Outlet	66
<b>Clips:</b>	
Belt Molding	23
Brake Line	34
Convertible Tops	29
Door Latch	16
Door Molding Clips	22, 23
Door Weatherstrip	78
Fender Molding	22
Fenderskirt - Rear	85
Fuel Line	67
Headlamp - Bezel	48
Hood Moldings	22
Hood To Cowl	75
Moldings - Garnish	12
Quarter Molding	23
Reveal Molding	23
Reveal Moldings - Windshield	22
Rocker Panel Molding	23
Run Channel	81
Sliding Window	82
Transmission Cooler Line	70
Tripower	63
Universal	23
Universal - Bathtub	24
Universal - Break Off	23, 24
Universal - Butterfly	23
Universal - Sliding	24
Universal - Stud	23
Universal - Wire	24
Universal - Push In	23
Window Fuzzie	81
Wiring Retaining	53
<b>Clutch:</b>	
Close Coupled	70
Hydramatic	70
Components	71
Pedal Pads	70
Pilot Bearings	71
Pilot Bushings	71
Throwout Bearings	71
Tools	71
Coat Hooks	4
Coil Springs	38
Coil Insulators, Front	38
Compressor Belts	60
Condensers, Distributor	45
Control Arm Bushings, Rear	38
Control Arms, Lower	38
Conversion Kits, Electric Choke	64
<b>Convertible:</b>	
Boots	28
Bumpers	85
Components	27, 29, 30
Curtains	28
Grommets	29
Guide Pins	29
Handles	29
Hardware	30
Harness	29
Header Bows	27

Hoses	29
Lift Cylinders	30
Lines	29
Manual	91
Motors	29
Pads	28
Plugs	29
Pump Motor Components	86
Pumps	29
Snaps	29
Sockets	29
Switches	29
Tops	28
Wells	28
Core Plugs	56
Covers, Headlamp	4
Roof Rail - Conv	85
Spare Tire	12
<b>Cowl:</b>	
Tag Rivets	5
Tubes	75
Vent Gaskets	75
Vent Grommets	75
Wiring	51
Crankshaft Bearing Cap Blocks	57
Crankshaft Main Bearings	56
Crankshafts	61
Crankshafts Components	61
Curtains, Convertible Top	28
Cut-Out Relay	46
Cylinder Head Bolts	61
<b>D</b>	
Dash & Instrument Harness	52
Dash Harness	51
Dash Inserts	12
<b>Decals:</b>	
Accessory	90
Air Condition	
Air Cleaner	89
Delco	89
Draft Tube	90
Firewall	89
Glove Box	90
Heater Control Panel	90
Jack	90
Logo	91
Odometer	90
Oil Filler Cap	90
Oil Filter	89
Power Steering Pump	89
Radiator Support	89
Sill Plate	90
Underdash	89
Underhood	89
Windshield Washer	90
Decklid Bumpers	84
Differential Carrier Gaskets	72
Components	72
Side Bearings	71
Tags, Limited Slip	90
<b>Distributor:</b>	
Caps	45
Components	45
Condensers	45
Points Sets	45
Rebuilt	45
Rotors	45
Tags	44, 89
<b>Dome Lamp:</b>	
Lamps	48
Bezels	49
Escutcheons	49
Gaskets	49
Lenses	49
Light Wiring	52
Switches	49

<b>Door:</b>	
Door & Ignition Locks	24
Door & Trunk Locks	24
Door Belt Line Moldings	22
Door Bumpers	79
Check Links	15
Check Link Bumpers	79
Components	15, 78
Dovetail Bumpers	16
Dovetail Hardware	16
Drain Seals	79
Edge Bands	9
Glass, Front	17
Glass, Rear	17
Handle Buttons, Exterior	15
Handle Components	14
Handle Guards	4
Handle Lock Gaskets	78
Handle Lock Pads	78
Handle Springs	16
Handles, Exterior	15
Handles, Interior	14
Hardware	15
Hinge Hardware	15
Hinge Seals	78
Hinges	15
J-Seals	78
Latch Clips	16
Latches	15
Lock Pulls	13
Lock Retainers	16
Lock Rods	16
Locks	16, 24
Mechanisms	15
Molding Clips	22, 23
Panel Boards	8
Panel Carpet	8
Panel Emblems	8
Panel Hardware	9
Panel Shields	8
Shells	27
Skins	27
Strikers	15
Weatherstrip	78
Weatherstrip Clips & Plugs	78
Windlace	8, 77
<b>Door Window:</b>	
Anti-Rattle Components	82
Bumpers	81
Frames	19
Glass	19
Handles	14
Regulators	20
Run Channels	81
Sash Channels	20
Seals, Rear	82
Setting Channels	81
Door, Ignition & Trunk Locks	24
Dovetail	16
Draft Tube Filter Decals	90
Drain Hoses, Back Window	83
Drive Shafts	60
Duct Hoses	72
<b>E</b>	
Elements, Oil Filter	60
Elements, Tripower	63
<b>Emblems:</b>	
Door Panel	8
Fender	21
Grill	21
Side	21
Engine Gaskets	57
Harness	51
Overhaul Kits	56
Valve Gaskets	57

Escutcheons, Quarter Panel Garnish Molding	12
Reveal Moldings	22
Windshield Garnish Molding	12
Windshield Wiper	5
Exhaust Adapters	68
<b>Exhaust Manifold:</b>	
Bolts	68
Flapper Valve Gaskets	58
Gaskets	57
Springs	68
Studs	68
Exhaust Pipe Deflectors	4, 68
Exhaust Pipe Flange Gaskets	57
Exhaust Valves	58
<b>F</b>	
Fan Belts	59
<b>Fender:</b>	
Emblems	21
Molding Clips	22
Seals	76
Welting	76
Wiring	51
Fenderskirt Clips, Rear	85
Fenderskirt Seals, Rear	85
Ferrules, Headlamp	46
Filters, Transmission	70
<b>Firewall:</b>	
Pads	6
Components	6
Decals	89
Grommets	53, 75
Pads	6
Plugs	53
Fisher Body Tag	10, 90
Flipper Seals	77
Flipper Stops	77
Floats, Carburetor	64
<b>Floor:</b>	
Brace	26
Mats	4, 8
Pans	26
Pans, Trunk	26
Pan Plugs	27
Foam, Seat Pads	9
<b>Fog Lamps:</b>	
Lamps	4, 48
Brackets	48
Bulbs	48
Lenses	48
Wiring	48
Frames, Door Window	19
Quarter Window	19
Vent Window	18, 19
Friction Plates - Close Coupled	70
Friction Plates - Hydramatic	70
Front End Rebuild Kits	36
Fuel Door Springs	25
Fuel Filters	66
Fuel Gauge Repair Kits	65
Fuel Hose Clamps	67
Fuel Injection Components	62
Fuel Injection Manuals	92
Fuel Line Hoses	67
Fuel Line Clips	67
<b>Fuel Pumps:</b>	
Fuel Pumps	66
Pump Components	66
Pump Eccentric	61
Pump Gaskets	58
Pump To Carb Lines	67
Pump To Manifold Lines	67
<b>Fuel Tanks:</b>	
Tanks	65
Door Bumpers	65
Drain Plugs	65
Filler Caps	65
Filler Pipe Grommets	65

Filler Pipe Seals	65
Repair Kits	65
Sending Units	65
Sending Unit Floats	65
Sending Unit Components	65
Wires	52
Fuel Tanks	65
Fuses	52
<b>G</b>	
<b>Garnish Molding:</b>	
Escutcheons, Quarter Panel	12
Escutcheons, Windshield	12
Clips	12
Hardware	13
<b>Gaskets:</b>	
Axle - Rear	72
Axle Housing	72
Back Up Lamp Lens	49
Carburetor Base	58
Carburetor Base Throttle	64
Cleaner To Carb	58
Cowl Vent	75
Differential Carrier	72
Dome Lamp	49
Door Handle Lock	78
Drum - Rear Axle	36
Engine	57
Engine Valve	57
Exhaust Manifold	57
Exhaust Pipe Flange	57
Fuel Pump	58
Head	57
Headlamp Bucket	48
Heat Riser	57
Intake Manifold	57
License Plate Lamp Lens	49
Manifold Flapper Valve	58
Motor Support	57
Oil Filler	57
Oil Pan	57
Oil Pan - Transmission	69
Parking Lamp Lens	48
Power Steering Pump	39
Pump	57
Rocker Cover	57
Side Pan - Transmission	69
Tail Lamp Lens	50
Thermostat Housing	58
Timing Chain Cover	57
Torus Cover	69
Transmission	69
Transmission Oil Pan	69
Transmission Side Pan	69
Trunk Lid Hinge	84
Trunk Lock	84
Trunk Lock Handle	84
Valley Pan	61
Valley Pan	57
Water Outlet	58
Water Pump	58
Gearshift Knob	12
Components	71
Lever Boots	71
Lever Seals	71
<b>Generators:</b>	
Rebuilt	44
Belts	59
Components	44
Mounting Hardware	44
Tags	44, 89
<b>Glass:</b>	
Back Window	18
Door	17, 19
Quarter	18, 19
Quarter Vent	18
Run Channel	20
Sets	16

Vent	17, 18
Vent - Rear	17
Windshield	16, 17
<b>Glove Box:</b>	
Glove Boxes	6
Components	6
Decals & Cards	90
Locks	6, 24
Glove Box & Trunk Locks	24
Grease Fittings	39
<b>Grommets:</b>	
Antenna	43
Bumper - Front	75
Bumper - Rear	75, 85
Convertible Top	29
Convertible Top Motor	86
Cowl Vent	75
Firewall	53, 75
Horn Contact	40
License Plate Lamp Lens	49
Side Tire Carrier	76
Stationary Window	82
Trunk Handle	84
Valve	66
Vent - Rear	83
Windshield Wiper	77
Ground Straps	43
Guards, Door Handle	4
Guides, Valve	59
<b>H</b>	
<b>Handles:</b>	
Convertible Tops	29
Door - Exterior	15
Door - Interior	14
Door Window	14
Quarter Window	14
Vent Window	14
Hardware Kits, Brake	33
Harmonic Balancer	59
<b>Harness:</b>	
Air Condition	51
Backup Lamp	52
Chassis - Front	51
Chassis - Rear	51
Complete Car	50
Convertible Top	29
Dash	51, 52
Engine	51
Headlamp	51
Horn	51
Licenses Lamp	52
Miscellaneous	52
Parking Brake	43
Parking Lamp	51
Power Antenna	43
Switch - Heater	51
Tail Lamp	52
Wiper Motor	6
Head Gaskets	57
<b>Headlamp:</b>	
Bezel Seals	48
Buckets	48
Bulb	47
Bulb - Sealed Beam	47
Clips	48
Cover	4
Dimmer Switch	46
Gaskets	48
Harness	51
Pads	48
Relay	47
Retaining Rings	48
Switches	46
Visor	4
Headliners	7
Headliner Components	7
Heat Riser Gaskets	57



Heat Shields	68
<b>Heater:</b>	
Blower Impeller	72
Blower Motors	72
Components	72
Control Decals	90
Hose	72
Manuals	92
Sleeves	72
Hinges, Door	15
Tailgate	26
Trunk	26
Hog Rings	4, 9
<b>Hood:</b>	
Bumpers	75
Letter Sets	21
Molding Clips	22
Ornament	21
Pads	4, 75
Release Cable	4
Springs	4
Studs	75
Hood To Cowl Seals	75
Hood To Cowl Clips	75
Horn Contact Grommets	40
Wires	40
Components	40
<b>Horns</b>	
Horns	46
Harness	51
Relay	46
Wiring	51
<b>Hoses:</b>	
Bypass - Water Pump	62
Convertible Top	29
Drain - Back Window	83
Duct - Air Condition	72
Duct - Defrost	72
Duct - Heater	72
Fuel Line To Pump	67
Heater	72
Radiator - Lower	62
Radiator - Upper	61
Vacuum - Windshield Washer	6
Hubcaps	22
<b>I</b>	
Idle Arms	37
Supports	37
Hardware	38
Ignition Coils	45
Ignition Coils Brackets	45
Ignition Tune-Up Kits	45
Impellers, Heater	72
Inner Shaft Assemblies	37
Inner Shaft Components	37
Input Shaft Bearings	69
Inserts, Dash	12
Insulation Kits	8
Insulation, Trunk Lid	11
Intake Manifold Bolts	68
Gaskets	57
Studs	68
Intake Valves	58
Interchange Manuals	92
<b>J</b>	
Jack Instruction Decals	90
Jack Instruction Sheets	90
Jack Packs	12
Jars, Windshield Washer	5
Jumper Wires	44
Junction Blocks	47
<b>K</b>	
Kick Panels	6
King Pin Plugs	37
King Pin Repair Kits	37
Knobs, Gearshift	12

<b>L</b>	
Lamp Seals, Fender	48
Lamps, Fog	4, 48
Lamps, Underhood	43
<b>Latches:</b>	
Door	15
Sliding Window - Wagon	14
Trunk Lid	26
<b>Leaf Spring:</b>	
Rear	38
Components	38, 39
Insulators, Rear	38
Mounting Kits	38
Shackle Set	38
U-Bolts, Rear	38
<b>Lenses:</b>	
Back Up Lamp	49
Dome Lamp	49
Fog Lamp	48
License Plate Lamps	49
Parking Lamp	48
Tail Lamp	50
Letter Sets, Hood	21
Letter Sets, Trunk	22
Levers, Linkage - Tripower	63
License Lamp Body Pads	49
License Lamp Harness	52
<b>License Plat:</b>	
Brackets	25
Lamps	49
Lamps Lenses	49
Lamp Components	49
Liftgate Components	20, 26
Light Sockets	53
Inserts	53
Pigtails	53
Lighter Components	43
<b>Lines:</b>	
Brake Booster	68
Convertible Top	29
Fuel - Main	66
Fuel - Tripower	62
Fuel Pump to Carb	67
Fuel Pump To Manifold	67
Oil Pressure	60
Transmission Cooler	70
Vacuum Advance	68
Vacuum To Fuel Pump	67
Wiper Motor - Vacuum	67
Linkage Levers	63
Linkage Sets, Mechanical - Tripower	62
<b>Locks:</b>	
Components	24
Door	16, 24
Door & Ignition	24
Door & Trunk	24
Door Ignition & Trunk	24
Glove Box	6, 24
Glove Box & Trunk	24
Keys	24
Trunk	24
Logo Decals	91
Lower Outer Shaft Ball Joints	37
Lug Bolts	36
Lug Nuts	36
<b>M</b>	
Magnetic Signs	90
Main Drive Gear Bearings	69
Main Fuel Lines	66
<b>Manuals:</b>	
Air Conditioning	92
Convertible Top	91
Fisher Body	91
Fuel Injection	92
Heating	92
Interchange	92
Moldings & Clips	91

On CD	92
Owners	91
Parts	92
Shop	92
Transmission	92
Tripower	92
Master Cylinders	35
Boots	35
Caps	35
Rebuild Kits	35
Mats, Floor	4, 8
Mats, Trunk	11, 12
Mirrors, Rear View - Exterior	14
Mirrors, Rear View - Interior	4, 13
Miscellaneous Bulk Wire	52
Miscellaneous Harness	52
Molded Carpet	8
Molding & Clip Manuals	91
<b>Moldings:</b>	
Belt Molding - Door	22
Belt Molding - Quarter	22
Drip - Roof	22
Rocker Panel	22
Vent	19
Windshield Garnish	12
Motor Mounts	59
Motor Support Gaskets	57
Motors, Convertible Top	29
Motors, Heater Blower	72
Mount Kits, Body	25
Mount Kits, Leaf Spring	38
Mounts, Engine Support	59
Muffler Clamps	68
<b>N</b>	
Nuts, Cage	22
Nuts, Lug	36
Nuts, Pitman Arm	39
<b>O</b>	
O Rings	56
Odometer Decals	90
Oil Dipstick Tubes	60
Oil Drain Plugs	60
Oil Filler Cap	60
Oil Filler Cap Decals	90
Oil Filler Gaskets	57
Oil Filter Decals	89
Oil Filter Elements	60
Oil Pan Components	60
Oil Pan Gasket Sets	57
Oil Pressure Lines	60
Oil Pump Rebuild Kits	56
Oil Pumps	56, 60
Oil Seal Packing Kits	57
Oil Seals, Transmission Shaft	69
<b>Ornaments:</b>	
Door	21
Fender	21
Hood	21
Quarter	21
Trunk	22
Outer Control Arm Components	37
Output Shaft Bearing	69
Output Shaft Repair Sleeves	69
Overhaul Kits, Engine	56
Overhaul Kits, Transmission	68
Owner's Manuals	91
<b>P</b>	
Package Tray	10
<b>Pads:</b>	
Arm Rest	9
Back Up Lamp	49
Brake Pedal	35
Door Handle Lock	78
Door Window	81
Firewall	6
Headlamp	48
Hood Pad	4
Hood Corner	75
License Lamp	49
Pinch Weld	86

Rumbleseat	84
Side Tire Carrier	76
Starter Pedal	44
Tack Rail	86
Tail Lamp	50
Windshield Wiper	77
Panel, Seat Back - Conv	10
Panel, Trunk Compartment	11
Parking Brake Cables, Front	34
Parking Brake Cables, Rear	35
Parking Brake Harness	43
<b>Parking Lamp:</b>	
Lenses	48
Lens Gaskets	48
Lens Seals	48
Harness	51
Parts Manuals	92
Pedal Pads, Brake	70
Pedal Pads, Clutch	70
Pedal Revulcanization	63
Performance Guides	92
Pigtails	53
Pinch Weld - Back Window	83
Pinch Weld Molding Pads	86
Pinch Weld Seal	77
Pinion Bearings	71
Pinion Seals	72
Piston Pin Bushings	56
Piston Rings	56
Pistons	56
Pitman Arm Components	39
Pitman Gear Shaft Seals	39
Pitman Shaft Components	39
<b>Plugs:</b>	
Axle Housing	72
Convertible Top	29
Door Weatherstrip	78
Engine Core	56
Firewall	53
Floor Pan	27
King Pin	37
Oil Drain	60
Trunk Pan	27
Points, Distributor	45
Power Brake Booster Components	35
Power Seat Switch Components	47
<b>Power Steering Pump:</b>	
Belts	60
Pump Components	39
Pump Decals	89
Pump Seal Kits	39
Pump Seals	39
Pump Shaft Bearings	39
Price List	91
Propeller Shaft Components	71
Pulls, Door Lock	13
Pump Gaskets	57
Pumps, Convertible Top	29
Pumps, Oil	56, 60
Pumps, Windshield Washer	5
<b>Q</b>	
Quarter Glass	18
Quarter Molding Clips	23
Quarter Panel	28
Quarter Panel Boards	9
Quarter Panel Components	27
Quarter Vent Glass	18
Quarter Vent Weatherstrip	82
<b>Quarter Window:</b>	
Anti-Rattle Components	82
Bumpers	81
Frames	19
Glass	19
Handles	14
Regulators	20
Reveal Belt Moldings	22
Run Channels	81
Seals	82
Setting Channel	81

<b>R</b>	
Radiator Caps	61
Radiator Hoses - Lower	62
Radiator Hoses - Upper	61
Radiator Hose Clamps	62
Radiator Overflow Tank	4
Radiator Petcock	61
Radiator Support Components	61
Radiator Support Decals	89
Radio Wiring	43
Rear Axle Backing Plate	36
Rear Axle Components	72
Rear Axle Drum Gaskets	36
Rear Door Vent Grommets	83
Rear Door Vent Seals	83
Rear Floor Pans	26
Rear Leaf Spring Bolts	39
Rear Quarter Ornaments	21
Rear Spring Rebound Bumpers	37
Rear View Mirrors, Exterior	14
Rear View Mirrors, Interior	4, 13
Rear View Mirror Components	14
Rear View Mirror Supports	13
Rear Window Division Bar Run Channel	83
Rear Window Sash Channel	20
Rebound Bumpers	37
<b>Rebuild Kits:</b>	
Carburetor	64
Front End	36
Oil Pumps	56
Steering Gearbox	39
Windshield Washer	5
Rebuild Wiper Motor	5
Reflectors, Accessory	4
<b>Regulators:</b>	
Door Window	20
Quarter Window	20
Vent Window	20
Voltage	44
Relays, Accessory	46
Relays, Headlamp	47
Relays, Horn & Cut-Out	46
Repair Kits, Center Link	38
Restoration Guides	92
Retainers, Door Lock	16
Retainers, Window - Front	80
Reveal Molding Clips	23
Rings, Piston	56
Rivets, Cowl Tag	5
Rocker Arm Kit	59
Rocker Cover Gaskets	57
Rocker Panel	28
Rocker Panel Moldings	22
Rocker Panel Molding Clips	23
Rocker Panel Components	28
Rod Bearings	56
Rod Springs	62
Rods	62
Rods, Pump - Tripower	63
Roof Drip Rail Molding	22
<b>Roof Rail:</b>	
Seals	82
Fillers, Conv	85
Hardware	20
Weatherstrip	77
Weatherstrip, Conv	85
Molding Screws	22
Rotors, Distributor	45
Rumbleseat Weatherstrip Components	84
<b>Run Channels:</b>	
Division Bar - Rear	83
Door Window	81
Quarter Window	81
Side Window	81
Window	80
Hardware	81
Liner	81
Running Boards	28
Running Board Material	76

<b>S</b>	
Sales Brochures	91
<b>Sash Channel:</b>	
Door Window	20
Rear Window	20
Seals	81
Channel Tape	81
<b>Screws, Moldings - Roofrail</b>	22
Seal Kits, Power Steering Gearbox	39
Seal Kits, Power Steering Pump	39
<b>Seals:</b>	
A Arm	76
A Pillar	77
Bumper To Body - Wagon	85
Door Drain Hole	79
Door Opening	78
Door Window - Rear	82
Drain - Tailgate Wagon	84
Fender	76
Fenderskirt - Rear	85
Flipper	77
Front Wheel Grease	36
Fuel Tank Filler Pipe	65
Gearshift Lever	71
Headlamp - Bezel	48
Hood To Cowl	75
Inner Shaft	37
Lamp - Fender	48
Lamp To Fender	50
Leaf Springs	38
Oil - Timing Chain Cover	57
Oil - Transmission	69
Parking Lamp Lens	48
Pinch Weld	77
Pinion	72
Pitman Gear Shaft	39
Power Steering Pump	39
Quarter Window	82
Roofrail	82
Sash Channel	81
Steering Column	39
Torus Cover	69
Transmission	68
Vent - Rear	83
Windshield Center Post	77
Windshield Wiper	77
Seat Back Panels, Conv	10
Seat Belt	10
Seat Belt Components	10
Seat Bumpers	10
Seat Pads Foam	9
Seat Springs	9
Seat Switches, Power	47
Sending Units	65
Setting Channels, Door Window	81
Setting Channels, Quarter Window	81
Shackles	38
Shaft Assembly Hardware	38
Shafts, Drive	60
Sheet Metal Components	27
Sheet Metal Hardware	25
Sheet Metal, Quarter Panel	28
Sheet Metal, Trunk Lid	28
Sheets, Jack Instruction	90
Sheets, Vehicle - New	90
Shields, Door Panel	8
Shims, Body to Frame	25
Shock Absorber Components	38
Shock Absorbers, Gas	38
Shop Manuals	92
Side Tire Carrier Components	76
Side Window Run Channels	81
Sill Cover	28
Sill Plates	13
Sill Plate Decal	90
Sleeves, Heater	72
Sleeves, Tie Rod Ends	37
Sleeves, Transmission Output Shaft	69



Sliding Window Latches Wagon	14
Sliding Window Weatherstrip	82
Sliding Window Components	82
Sockets, Convertible Tops	29
Spare Tire Cover	12
Spark Plugs	45
Spark Plug Wires	46
Spark Plug Components	46
Speedometer Cables	71
Speedometer Components	71
Spring Axle Rebound Bumpers	37
<b>Springs:</b>	
Door Handle	16
Exhaust Manifold	68
Fuel Door	25
Hood	4
Return - Throttle	62
Seat	9
Trunk	26
Stabilizer Bar Bushings	37
Stabilizer Link Package	37
<b>Starters:</b>	
Rebuilt	44
Components	45
Pedal Pads	44
Solenoids	45
Switch	46
Switches	44
Tags	44, 89
Wires	52
Stationary Window Channels	82
Stationary Window Grommets	82
<b>Steering:</b>	
Column Seals	39
Column Components	39
Gearbox Rebuild Kits	39
Knuckles	36
Wheel Bearings	40
Wheel Components	40
Stone Guards	76
Stone Shields	76
Straps, Ground	43
Straps, Hose Routing	53
Strikers, Door	15
Strikers, Tailgate	26
<b>Studs:</b>	
Exhaust Manifold	68
Hood	75
Intake Manifold	68
Rocker Arm	59
Sunvisors	7
Supports, Rear View Mirror	13
Sway Bars Kits, Rear	38
Switch Harness, Heater	51
<b>Switches:</b>	
Backup Lamp	46
Brake Lamp	46
Convertible Tops	29
Dome Lamp	49
Headlamp	46
Headlamp - Dimmer	46
Oil Pressure Lines	60
Seat - Power	47
Starter	44, 46
Temperature Sending Units	62
Turn Signal	46
Window - Power	47
Window - Vent	47
Window - Tailgate	47
Windshield Wiper Washer	6
Wiper Motor	5

## T

Tack Rail Pads	86
Tack Strips	86

<b>Tags:</b>	
Accessory	90
Body - Fisher	10
Differential	90
Distributor	89
Fisher Body	90
Generator	89
Starter	89
Vehicle	90
<b>Tail Lamp:</b>	
Assemblies	50
Bezels	50
Harness	52
Lens Gaskets	50
Lenses	50
Pads	50
To Fender Seals	50
Wires	52
<b>Tailgate:</b>	
Bumpers, Wagon	84
Components	26
Drain Seals, Wagon	84
Tailgate - Wagon	28
Weatherstrip Clips, Wagon	84
Weatherstrip, Wagon	84
Window Switches	47
Tanks, Fuel	65
Tanks, Overflow - Radiator	4
Tape, Bowdrill Cloth	85
Tape, Sash Channel	81
Tape, Vent Window Frame	80
Temperature Sending Units	62
Temperature Switches	62
Thermostats	62
Thermostat Housing Gaskets	58
Thermostats Retainers	62
Throttle Rod Components	71
Tie Rod Ends	37
Tie Rod Ends Sleeves	37
Timing Chains	56
Timing Chain Cover Gaskets	57
Timing Chain Cover Oil Seals	57
Timing Chain Cover Components	60
Timing Sprockets	56
Tissue Dispensers	4
Toe Boards	25
Toe Board Bellows	63
<b>Tools:</b>	
Clutch	71
Convertible Top	29
Door Components	78
Installation	4, 9, 14, 22, 84
Removal	4, 5, 22
Upholstery	4
Tracks, Window - Quarter	20
<b>Transmission:</b>	
Bands	70
Bolts	70
Brake Bands	70
Bushings	70
Components	70
Cooler Lines	70
Extension Gaskets	69
Filters	70
Gaskets	69
Oil Pan Gaskets	69
Oil Seals	69
Overhaul Kits	68
Repair Manuals	92
Seal Kits	68
Sealing Rings	69
Selector Shaft Oil Seals	69
Side Pan Gaskets	69
Torus Cover Gaskets	69
Torus Cover Seals	69
Trim Moldings Hardware	13

## Tripower:

Air Cleaners	63
Components	63
Elements	63
Front Carb Vacuum Bleed-Off Tube	63
Fuel Line Fittings	62
Fuel Line Sets	62
Linkage Levers	63
Manuals	92
Mechanical Linkage Set	62
Plates	63
Pump Rods	63
Rod Springs	62
Rods	62
Throttle Control Return Springs	62
Vacuum Fittings	63

## Trunk:

Bumpers	84
Compartment Panels	11
Components	26
Components - Conv	27
Dividers	11
Floor Pans	26
Handle Ferrules & Grommets	84
Hardware	26
Letter Sets	22
Lid Hinge Gaskets	84
Lid Insulation	11
Lids	28
Lock Gaskets	84
Lock Handle Gaskets	84
Locks	24
Mats	11, 12
Ornaments	22
Pan Plugs	27
Side Panel Boards	11
Weatherstrip	83
Tubes, Cowl Vent	75
Tubes, Wiring	52
Tune-Up Kits, Ignition	45
Turn Signal Switches	46
Turn Signal Components	46

## U

Underdash Decals	89
Underhood Decals	89
Underhood Lamps	43
Universal Joints	71
Universal Molding Clips	23, 24
Upholstery Hardware	4
Upholstery Tools	4

## V

Vacuum Advances	46
Vacuum Advance Lines	68
Vacuum To Fuel Pump Lines	67
Vacuum Wiper Motor Lines	67
Valley Pan Bolts	61
Valley Pan Gaskets	57, 61
Valve Cover Bolts	61
Valve Guides	59
Valve Rocker Arm Covers	61
Valve Springs	59
Valve Train Kits	58
Valve Lifters	56
Valves, Exhaust	58
Valves, Intake	58
Vehicle Sheets & Tags	90
Vent Glass	17
Vent Moldings	19
<b>Vent Window:</b>	
Filler Tape	80
Frames	18, 19
Glass	18
Handles	14
Regulators	20
Seals	79, 80
Weatherstrip	79, 80

Visors, Headlamp	4
Voltage Drops	53
Voltage Reducers	53
Voltage Regulators	44

## W

Water Distribution Tubes	62
Water Outlet Gaskets	58
Water Pumps	62
Water Pump Gaskets	58
Weatherstrip, A Pillar - Conv	85
<b>Weatherstrip:</b>	
Back Window	83
Door	78
Pinch Weld	83
Roof Rail	77
Roof Rail - Conv	85
Sliding Window	82
Stationary Window	82
Tailgate - Wagon	84
Trunk	83
Vent - Rear Quarter	82
Vent Window	79, 80
Windshield	76
Windshield - Conv	85
Wells, Convertible Tops	28
Wheel Bearings	36
Wheel Cylinders	35
Wheel Cylinder Rebuild Kits	35
Wheel Grease Caps	36
Wheel Grease Seals	36
Wheel Inner Bearings, Front	35
Wheel Oil Seals, Rear	36
Wheel Outer Bearings, Front	35
Wheel Retainers, Rear	36
Wheel Trim Rings	4, 22

Wheel Wells - Safari	28
Windlace, Door	8, 77
Windlace Components	8

## Window:

Components	19, 20
Fuzzies	80
Fuzzie Hardware	81
Glass Channels	82
Hardware	19, 20
Regulator Components	21
Reveal Molding Clips	23
Run Channels	80
Switch Components	47
Switches, Power	47
Tailgate	47
Vent	47

Window Tracks, Quarter	20
Window Wire Conduits	21

## Windshield:

Channels	76, 77
Center Post Seals	77
Garnish Moldings	12
Gaskets	76
Glass	16, 17
Header Weatherstrip, Conv	85
Pillars - Conv	27
Reveal Molding Clips	22
Reveal Moldings	22
Washer Decals	90
Washer Jar Lids	5
Washer Jars	5
Washer Pump Components	5
Washer Pumps	5
Washer Rebuild Kits	5
Washer Vacuum Hoses	6
Wiper Escutcheons	5

Wiper Grommets	77
Wiper Motor Harness	6
Wiper Pads	77
Wiper Seals	77
Wiper Washer Components	6
Wiper Washer Switches	6
Wiper Arms	5
Wiper Blades	5
Wiper Components	5
Wiper Motor Components	5
Wiper Motors	5
Wiper Motors, Rebuild	5
Wiper Motor Switch	5
Wire Loom	52
Wiring Harness, Chassis	51
Wiring Harness, Complete Car	50

## Wiring:

Backup Lamp	52
Cowl	51
Dome Light	52
Fender	51
Fog Lamp	48
Fuel Tank	52
Horn	51
Horn Contact	40
Miscellaneous - Bulk	52
Radio	43
Retaining Clips	53
Spark Plug	46
Starter	44, 52
Tail Lamp	52
Trouble Light	43
Tubes	52





# NUMERICAL INDEX



C01986 . . . . .24	C1119000RP . . . . .44	C1297900RPS. 35, 70	C1518394SS . . . . .65	C1858525R . . . . .52	C1993525R . . . . .52	C274461RP . . . . .67	C3114169R . . . . .52	C3716757RS . 16, 24	C4004270RP . . . . .85	C4074813R . . . . .6	C4091380 . . . . .18	C4103172J . . . . .10	C4125418R . . . . .77
C041133 . . . . .38	C1119002RP . . . . .44	C1300540RP . . . . .35	C1518813R . . . . .65	C1858573RB . . . . .46	C1993581RP . . . . .62	C274461R . . . . .67	C3116729RS . . . . .51	C3719304RS . . . . .78	C4004270R . . . . .85	C4074897RP . . . . .14	C4091386R . . . . .83	C4103172R . . . . .10	C4125516R . . . . .75
C04307 . . . . .24	C1119002 . . . . .44	C1302022R . . . . .69	C1518885RPS . . . . .65	C1858579R . . . . .50	C1993662R . . . . .46	C280143 . . . . .4, 6, 24	C3136185RS . . . . .62	C3719636RS . . . . .69	C4009545RS . . . . .84	C4074965RS . . . . .84	C4091426RS . . . . .83	C4103233R . . . . .20	C4125517R . . . . .75
C04462 . . . . .24	C1119003RP . . . . .44	C1302800R . . . . .72	C1518885RP . . . . .65	C1858596R . . . . .52	C1995052R . . . . .46	C280365 . . . . .6, 39	C3140663R . . . . .53, 76	C3722635R . . . . .23	C4011688RS . 81, 84, 85	C4075334RS . . . . .16	C4091699R . . . . .25	C4104650RS . . . . .7	C4125630R . . . . .78, 84
C05179 . . . . .24	C1119003R . . . . .44	C1304225R . . . . .6, 79	C1521214RB . . . . .66	C1859244R . . . . .52	C1995059R . . . . .46	C2952 . . . . .92	C3141724R . . . . .51	C3723411R . . . . .39	C40164671 . . . . .53	C4075432RS . 80, 83	C4091743FL . . . . .26	C4105757 . . . . .18	C4125630R . . . . .78, 84
C10006 . . . . .91	C1119515RP . . . . .44	C1304620RS . . . . .25	C1522221RB . . . . .66	C1862235R . . . . .50	C1996053R . . . . .47	C3733355R . . . . .5	C3144212RP . . . . .72	C3723413R . . . . .39	C4023062R . . . . .75	C4075459RS . . . . .82	C4091743FR . . . . .26	C4105927R . . . . .6	C4125669R . . . . .15
C1000HR . . . . .7	C1119515R . . . . .44	C1305014R . . . . .38	C1523430RB . . . . .66	C1862236R . . . . .50	C1997008RP . . . . .46	C37333227R . . . . .39	C3145647R . . . . .51	C3724227R . . . . .37	C4023596R . . . . .49	C4075461RS . . . . .82	C4091743RR . . . . .26	C4105930R . . . . .6	C4125998R . . . . .83
C103642R . . . . .47	C1119600RP . . . . .44	C1307238RP . . . . .70	C1523496RB . . . . .66	C1862302RS . . . . .52	C1997023RP . . . . .46	C37333227R . . . . .39	C3145833R . . . . .51	C3734227R . . . . .37	C4024102RS . . . . .83	C4075487RS . . . . .85	C4091743RR . . . . .26	C4105934RS . . . . .11	C4129651RS . . . . .84
C103868RP . . . . .72	C1119600 . . . . .44	C1307854RS . . . . .69	C1523515RB . . . . .66	C1865535R . . . . .47	C199725R . . . . .46	C37333235R . . . . .39	C3145833R . . . . .51	C373461RS . . . . .37	C4024359R . . . . .79	C4075529R . . . . .83	C4092301RS . . . . .84	C4106656RS . . . . .81	C4131052RS . . . . .81
. . . . .39, 60, 70, 72	C1119603RP . . . . .44	C1308233RPS . . . . .5	C1523516RB . . . . .66	C1865591R . . . . .52	C1997923R . . . . .46	C3733355R . . . . .5	C3146619R . . . . .51	C373461RS . . . . .37	C4027564RS . 76, 81	C4075530RS . . . . .84	C409247R . . . . .6	C4106824R . . . . .28	C4131105R . . . . .78
C103893RP . . . . .70	C1119603 . . . . .44	C1310194R . . . . .69	C1523539RB . . . . .66	C1866787R . . . . .50	C1998021RS . . . . .51	C3733372AS . . . . .25	C31866751G . . . . .38	C3733372AS . . . . .25	C4027811RS . . . . .76	C4075853RPS . . . . .6	C4092478R . . . . .6	C4106825R . . . . .28	C4131198BRPS . . . . .14
C104038RP . . . . .35, 71	C1119760RP . . . . .45	C13110521R . . . . .25	C1523539RB . . . . .66	C1866806RS . . . . .52	C1998138R . . . . .46	C3733372BPS . . . . .25	C327847RS . . . . .37	C3733372BPS . . . . .25	C4031476RS . . . . .29	C4093397RP . . . . .77	C4093397RP . . . . .77	C410944R . . . . .38	C4131198RPS . . . . .14
C104449RS . . . . .6	C1119798RP . . . . .45	C1312281R . . . . .63	C1523539RB . . . . .66	C1866869R . . . . .50	C1998142RP . . . . .46	C3733372RPS . . . . .25	C3336KIT . . . . .45	C3733372RPS . . . . .25	C4031476RS . . . . .29	C4093520 . . . . .16	C4093520 . . . . .16	C410963RPS . . . . .14	C4131350RPS . . . . .14
C1050418R . . . . .5	C1119800 . . . . .44	C1312404RPS . . . . .5	C1523515RB . . . . .66	C1866895R . . . . .52	C1998725R . . . . .46	C373461RS . . . . .37	C344018RS . . . . .72	C373461RS . . . . .37	C4034101R . . . . .22	C4093569R . . . . .15	C4093569R . . . . .15	C4111335R . . . . .53, 75	C4131426RS . . . . .83
C105195R . . . . .29	C1119803RP . . . . .44	C131282R . . . . .47	C1523516RB . . . . .66	C1866895R . . . . .52	C1997923R . . . . .46	C3736842RS . 16, 24	C344072RS . . . . .36	C3736842RS . 16, 24	C4034226R . . . . .76	C4093680RS . . . . .78	C4093680RS . . . . .78	C4111338R . . . . .29	C4131754R . . . . .78
C105199R . . . . .29	C1119803 . . . . .44	C1313045R . . . . .49	C1523539RB . . . . .66	C1866895R . . . . .52	C1997923R . . . . .46	C3736842RS . 16, 24	C344072RS . . . . .36	C3736842RS . 16, 24	C4034226R . . . . .76	C4093680RS . . . . .78	C4093680RS . . . . .78	C4111338R . . . . .29	C4131754R . . . . .78
C1052367R . . . . .56	C1119803 . . . . .44	C1313046R . . . . .49	C1523539RB . . . . .66	C1866895R . . . . .52	C1997923R . . . . .46	C3736842RS . 16, 24	C344072RS . . . . .36	C3736842RS . 16, 24	C4034226R . . . . .76	C4093680RS . . . . .78	C4093680RS . . . . .78	C4111338R . . . . .29	C4131754R . . . . .78
C105453R . . . . .56	C1119803 . . . . .44	C1313046R . . . . .49	C1523539RB . . . . .66	C1866895R . . . . .52	C1997923R . . . . .46	C3736842RS . 16, 24	C344072RS . . . . .36	C3736842RS . 16, 24	C4034226R . . . . .76	C4093680RS . . . . .78	C4093680RS . . . . .78	C4111338R . . . . .29	C4131754R . . . . .78
C105474R . . . . .72	C1119803 . . . . .44	C1313046R . . . . .49	C1523539RB . . . . .66	C1866895R . . . . .52	C1997923R . . . . .46	C3736842RS . 16, 24	C344072RS . . . . .36	C3736842RS . 16, 24	C4034226R . . . . .76	C4093680RS . . . . .78	C4093680RS . . . . .78	C4111338R . . . . .29	C4131754R . . . . .78
C105602RP . . . . .70	C1119803 . . . . .44	C1313046R . . . . .49	C1523539RB . . . . .66	C1866895R . . . . .52	C1997923R . . . . .46	C3736842RS . 16, 24	C344072RS . . . . .36	C3736842RS . 16, 24	C4034226R . . . . .76	C4093680RS . . . . .78	C4093680RS . . . . .78	C4111338R . . . . .29	C4131754R . . . . .78
C106653RP . . . . .52	C1119803 . . . . .44	C1313046R . . . . .49	C1523539RB . . . . .66	C1866895R . . . . .52	C1997923R . . . . .46	C3736842RS . 16, 24	C344072RS . . . . .36	C3736842RS . 16, 24	C4034226R . . . . .76	C4093680RS . . . . .78	C4093680RS . . . . .78	C4111338R . . . . .29	C4131754R . . . . .78
C1071045R . . . . .81, 82	C1119803 . . . . .44	C1313046R . . . . .49	C1523539RB . . . . .66	C1866895R . . . . .52	C1997923R . . . . .46	C3736842RS . 16, 24	C344072RS . . . . .36	C3736842RS . 16, 24	C4034226R . . . . .76	C4093680RS . . . . .78	C4093680RS . . . . .78	C4111338R . . . . .29	C4131754R . . . . .78
C107391R . . . . .71	C1119803 . . . . .44	C1313046R . . . . .49	C1523539RB . . . . .66	C1866895R . . . . .52	C1997923R . . . . .46	C3736842RS . 16, 24	C344072RS . . . . .36	C3736842RS . 16, 24	C4034226R . . . . .76	C4093680RS . . . . .78	C4093680RS . . . . .78	C4111338R . . . . .29	C4131754R . . . . .78
C1074893EB . . . . .35	C1119803 . . . . .44	C1313046R . . . . .49	C1523539RB . . . . .66	C1866895R . . . . .52	C1997923R . . . . .46	C3736842RS . 16, 24	C344072RS . . . . .36	C3736842RS . 16, 24	C4034226R . . . . .76	C4093680RS . . . . .78	C4093680RS . . . . .78	C4111338R . . . . .29	C4131754R . . . . .78
C109455RP . . . . .39	C1119803 . . . . .44	C1313046R . . . . .49	C1523539RB . . . . .66	C1866895R . . . . .52	C1997923R . . . . .46	C3736842RS . 16, 24	C344072RS . . . . .36	C3736842RS . 16, 24	C4034226R . . . . .76	C4093680RS . . . . .78	C4093680RS . . . . .78	C4111338R . . . . .29	C4131754R . . . . .78
C10953479B . . . . .78	C1119803 . . . . .44	C1313046R . . . . .49	C1523539RB . . . . .66	C1866895R . . . . .52	C1997923R . . . . .46	C3736842RS . 16, 24	C344072RS . . . . .36	C3736842RS . 16, 24	C4034226R . . . . .76	C4093680RS . . . . .78	C4093680RS . . . . .78	C4111338R . . . . .29	C4131754R . . . . .78
C10953479Y . . . . .78	C1119803 . . . . .44	C1313046R . . . . .49	C1523539RB . . . . .66	C1866895R . . . . .52	C1997923R . . . . .46	C3736842RS . 16, 24	C344072RS . . . . .36	C3736842RS . 16, 24	C4034226R . . . . .76	C4093680RS . . . . .78	C4093680RS . . . . .78	C4111338R . . . . .29	C4131754R . . . . .78
C10968 . . . . .92	C1119803 . . . . .44	C1313046R . . . . .49	C1523539RB . . . . .66	C1866895R . . . . .52	C1997923R . . . . .46	C3736842RS . 16, 24	C344072RS . . . . .36	C3736842RS . 16, 24	C4034226R . . . . .76	C4093680RS . . . . .78	C4093680RS . . . . .78	C4111338R . . . . .29	C4131754R . . . . .78
C10969 . . . . .92	C1119803 . . . . .44	C1313046R . . . . .49	C1523539RB . . . . .66	C1866895R . . . . .52	C1997923R . . . . .46	C3736842RS . 16, 24	C344072RS . . . . .36	C3736842RS . 16, 24	C4034226R . . . . .76	C4093680RS . . . . .78	C4093680RS . . . . .78	C4111338R . . . . .29	C4131754R . . . . .78
C1100HR . . . . .7	C1119803 . . . . .44	C1313046R . . . . .49	C1523539RB . . . . .66	C1866895R . . . . .52	C1997923R . . . . .46	C3736842RS . 16, 24	C344072RS . . . . .36	C3736842RS . 16, 24	C4034226R . . . . .76	C4093680RS . . . . .78	C4093680RS . . . . .78	C4111338R . . . . .29	C4131754R . . . . .78
C110183R . . . . .47	C1119803 . . . . .44	C1313046R . . . . .49	C1523539RB . . . . .66	C1866895R . . . . .52	C1997923R . . . . .46	C3736842RS . 16, 24	C344072RS . . . . .36	C3736842RS . 16, 24	C4034226R . . . . .76	C4093680RS . . . . .78	C4093680RS . . . . .78	C4111338R . . . . .29	C4131754R . . . . .78
C1101HR . . . . .7	C1119803 . . . . .44	C1313046R . . . . .49	C1523539RB . . . . .66	C1866895R . . . . .52	C1997923R . . . . .46	C3736842RS . 16, 24	C344072RS . . . . .36	C3736842RS . 16, 24	C4034226R . . . . .76	C4093680RS . . . . .78	C4093680RS . . . . .78	C4111338R . . . . .29	C4131754R . . . . .78
C1102055RB . . . . .4	C1119803 . . . . .44	C1313046R . . . . .49	C1523539RB . . . . .66	C1866895R . . . . .52	C1997923R . . . . .46	C3736842RS . 16, 24	C344072RS . . . . .36	C3736842RS . 16, 24	C4034226R . . . . .76	C4093680RS . . . . .78	C4093680RS . . . . .78	C4111338R . . . . .29	C4131754R . . . . .78
C1102107RB . . . . .44	C1119803 . . . . .44	C1313046R . . . . .49	C1523539RB . . . . .66	C1866895R . . . . .52	C1997923R . . . . .46	C3736842RS . 16, 24	C344072RS . . . . .36	C3736842RS . 16, 24	C4034226R . . . . .76	C4093680RS . . . . .78	C4093680RS . . . . .78	C4111338R . . . . .29	C4131754R . . . . .78
C1102168RB . . . . .44	C1119803 . . . . .44	C1313046R . . . . .49	C1523539RB . . . . .66	C1866895R . . . . .52	C1997923R . . . . .46	C3736842RS . 16, 24	C344072RS . . . . .36	C3736842RS . 16, 24	C4034226R . . . . .76	C4093680RS . . . . .78	C4093680RS . . . . .78	C4111338R . . . . .29	C4131754R . . . . .78
C1102785RB . . . . .44	C1119803 . . . . .44	C1313046R . . . . .49	C1523539RB . . . . .66	C1866895R . . . . .52	C1997923R . . . . .46	C3736842RS . 16, 24	C344072RS . . . . .36	C3736842RS . 16, 24	C4034226R . . . . .76	C4093680RS . . . . .78	C4093680RS . . . . .78	C4111338R . . . . .29	C4131754R . . . . .78
C1102797RB . . . . .44	C1119803 . . . . .44	C1313046R . . . . .49	C1523539RB . . . . .66	C1866895R . . . . .52	C1997923R . . . . .46	C3736842RS . 16, 24	C344072RS . . . . .36	C3736842RS . 16, 24	C4034226R . . . . .76	C4093680RS . . . . .78	C4093680RS . . . . .78	C4111338R . . . . .29	C4131754R . . . . .78
C1102810RB . . . . .44	C1119803 . . . . .44	C1313046R . . . . .49	C1523539RB . . . . .66	C1866895R . . . . .52	C1997923R . . . . .46	C3736842RS . 16, 24	C344072RS . . . . .36	C3736842RS . 16, 24	C4034226R . . . . .76	C4093680RS . . . . .78	C4093680RS . . . . .78	C4111338R . . . . .29	C4131754R . . . . .78
C1102HR . . . . .7	C1119803 . . . . .44	C1313046R . . . . .49	C1523539RB . . . . .66	C1866895R . . . . .52	C1997923R . . . . .46	C3736842RS . 16, 24	C344072RS . . . . .36	C3736842RS . 16, 24	C4034226R . . . . .76	C4093680RS . . . . .78	C4093680RS . . . . .78	C4111338R . . . . .29	C4131754R . . . . .78
C1103HR . . . . .7	C1119803 . . . . .44	C1313046R . . . . .49	C1523539RB . . . . .66	C1866895R . . . . .52	C1997923R . . . . .46	C3736842RS . 16, 24	C344072RS . . . . .36	C3736842RS . 16, 24	C4034226R . . . . .76	C4093680RS . . . . .78	C4093680RS . . . . .78	C4111338R . . . . .29	C4131754R . . . . .78
C1104HR . . . . .7	C1119803 . . . . .44	C1313046R . . . . .49	C1523539RB . . . . .66	C1866895R . . . . .52	C1997923R . . . . .46	C3736842RS . 16, 24	C344072RS . . . . .36	C3736842RS . 16, 24	C4034226R . .				



C4159112RS	15	C4244805R	27	C4395279RS	9	C4564357R	83	C4591016RS	15	C4614078R	81	C4644693LR	28	C4648255RS	22	C4654614R	22	C4666675RP	27	C4692257R	83	C4719923R	12	C4732633P	8	C4763748P	8
C4159258RS	82	C4244806R	27	C4395281RS	9	C4564358R	83	C4591566R	19	C4614184RB	5	C4644693RP	28	C4648269R	27	C4654615RS	22	C4666675RP	27	C4692264R	28	C4720148R	21	C4732633X	8	C4763748X	8
C4159252RS	80	C4244807R	27	C4395283RS	9	C4564360R	83	C4591925R	10	C4614184RPS	5	C4644700R	23	C4648270R	27	C4655144RS	22	<b>C4667402R</b>	13, 15, 30	C4692356R	19	C4720213P	17	C4732635P	8	C4763754P	8
C4159253RS	80	C4244808R	27	C4400312RP	20	C4564400	16	C4592650R	83	C4614199RP	14	C4644891R	28	C4648290RS	78	C4655226R	84	C4667553RS	75	C4692921R	27	C4720246	17	C4732635X	8	C4763754X	8
C4160958RS	7	C4244974RS	81	C4403445	24	C4564410	16	C4593195RPS	26	C4614581KIT	30	C4645821R	28	C4648321R	28	C4657732R	84	C4667732R	18	C4720517J	11	C4692922R	27	C4732635J	8	C4765209RS	11
C4161287R	77	C4246807R	28	C4406866RS	26	C4564672R	83	<b>C4593544RS</b>	22, 23	C4615019RS	78	C4645230	17	C4648397R	20	C4655288R	28	C4667911RS	21	C4694281R	28	C4720517R	11	C4733432RS	11	C4765213RS	11
C4161517RS	11	C4246840RV	28	C4410574R	27	C4564903RS	28	C4594576R	28	C4615041RS	26	C4645427R	20	C4648398R	20	C4655289R	28	C4667973	17	C4694282R	28	C4720518J	11	C4733448RPS	11	C4765229J	11
C4162138RPS	26	C4247137RS	9	C4432790R	47	<b>C4564979R</b>	79, 84, 85	C4594754RP	29	C4615046RS	85	C4645428R	20	C4648488RS	16	C4655478RS	22	C4668116R	79	C4694377RS	80	C4720518R	11	C4733448RS	11	C4765229RS	11
C4162170R	12	C4248814P	28	C4432791R	47	C4564545R	29	C4595034RS	22	C4615148RP	30	C4645846	16	C4648489R	22	C4655490RS	19	C4668225	17	C4694378F	80	C4720520R	11	C4733547R	11	C4765229R	11
C4162584R	6	C4245982A	27	C443976RP	66	C4565585	18	C4595550	17	C4615288R	6	C4645904RS	21	C4648555RS	82	C4655893R	11	C4668227RS	26	C4694378RS	80	C4720521R	11	C4733549R	12	C4765232J	11
C4162616R	83	C4255982IR	27	C444667RP	72	C4565671RS	79	C4595571RS	75	C4615414RP	14	C4645915	17	C4648579	17	C4655895R	11	C4668887RS	13	C4694657RS	29	C4720522R	11	C4735169RS	6	C4765232RS	11
C4162630R	82	C4255982R	27	C4449498RS	13	C4565772RS	85	C4596798RS	29	C4615470RS	77	C4645916L	19	C4648607R	27	C4655896R	11	C4670050R	28	C4695925R	51	C4720524R	11	C4738044	23	C4765232R	11
C4162729R	6	C4255983A	27	C445942R	29	<b>C4565786R</b>	79, 84	C4597009RS	77	C4615527RS	77	C4645916R	19	C4648621R	27	C4656186J	10	C4670285R	20	C4695983RS	29	C4720525R	11	C4739019RS	6	C4765947RS	11
C4162768RS	80	C4255983IR	27	C4468625R	83	C4565919RS	78	C4597016R	83	C4615576RS	76	C4645933LR	28	C4648622R	27	C4656186R	10	C4670286R	20	C4696231R	26	C4720684RS	82	C4740120RS	13	C476719R	34
C4165785RP	29	C4255983R	27	C4473130RS	9	C4565923RS	78	C4597457R	83	C4615576R	27	C4645933RR	28	C4648655R	13	C4656534R	12	C4670400RS	5	C4696488R	51	C4720688R	17	C4746687	18	C476729RS	85
C4167988R	14	C4255992R	27	C4479999R	46	C4566232R	85	C4598267CR	27	C4615796	16	C4645992R	28	C4648658R	20	C4656603RS	12	C4670432R	83	C4698278RS	21	C4720973	17	C4747336RS	6	C4768206J	11
C4167989R	14	C4255993R	27	C4496146RP	10	C4566486RP	84	C4598267CR	27	<b>C4615917R</b>	6, 24	C4646108	18	C4648659R	20	C4657274RS	12	C4670442RS	78	C4698573RM	6	C4720974L	19	C4747941R	19	C4768206RS	11
C4168051R	49	C4260009RS	21	C4512194RP	30	C4566551N	7	C4598267CR	27	<b>C4615980R</b>	6, 24	C4646163RP	10	C4648684R	12	C4657275RS	12	C4670448RS	78	C4698573P	6, 39	C4720974R	19	C4748397RS	9	C4768206R	11
C4168052R	49	C4271827R	28	C453138R	47	C4566551P	7	C4598268RR	27	C4616100	18	C4646163R	10	C4648714R	20	C4657288R	12	C4670483R	21	C4698725R	80	C4721012	17	C4748726R	28	C4770016R	22
C4168322RS	15	C4275047L	51	C4564545R	47	C4566551W	7	C4598268RR	27	C4616107R	83	C4646168IR	27	C4648715R	20	C4657289R	12	C4670929RPS	27	C4698924RS	78	C4721064	17	C4748727R	28	C4770016R	22
C4170859J	10	C4275074RS	28	C4564646R	47	C4566724	17	C4598524R	20	C4616155RS	6	C4646168OR	27	C4648729RS	16	C4657151RS	29	C4671009RS	77	C4699041P	7	C4721066	17	C4748942	18	C4770699R	6
C4170859R	10	C4275082P	28	C4550594RS	30	C4566726	18	C4598525R	20	C4616480RS	77	C4646169IR	27	C4648730R	23	C4657650R	29	C4671272R	84	C4699041X	7	C4721080	17	C4749999R	85	C4770746RS	22
C4170960J	10	C4275087R	28	<b>C4551272R</b>	53, 75	C4566729	18	C4598525R	49	C4618417RS	11	C4646169OR	27	C4648735RS	22	C4657651R	20	C4671281R	26	C4699042P	7	C4721114RS	22	C4750000R	88	C4771203RP	27
C4170960R	10	C4275639R	28	C4551366R	47	C4566729R	83	C4598597RS	49	C4618686	18	C4646181	18	C4648805RS	14	C4657731RS	23	C4671311RS	78	C4699042X	7	C4721126RS	13	C4750001R	28	C4773551RS	6
C4165727RS	9	C4275687RV	28	C4551700RP	14	C4566730R	18	C4598677RS	81	C4618878MP	8	C4646191RB	5	C4648809RPS	14	C4657775	18	C4671363RS	82	C4699048MP	8	<b>C4721222R</b>	10, 79, 84	C4751433RS	22	C4773554RS	6
C4171643RS	9	<b>C4280302R</b>	78, 84	C455407RS	89	C4567203RS	75	C4598909	16	C4618878MX	8	C4646191RPS	5	C4649037	17	C4658414RS	28	C4671422RP	9	C4699048MX	8	C4721299RS	80	C4751470	18	C4774835R	52
C4171777RP	84	C4287525RS	28	C455490R	47	C4567223RS	78	<b>C4599106R</b>	6, 24	C4618878R	8	C4646346	17	C4649065RS	22	C4658414S	30	C4671619R	22	C4699048P	8	C4721471	17	C4751454	18	C4774844R	52
C4172355RP	84	C4289134RS	7	C455520R	29	C4567324RP	30	C4599419	18	C4618878P	7	C4646347L	19	C4649253R	20	C4658472RS	7	C4671633RS	19	C4699048X	7	C4721750	18	C4751584	17	C4774845R	52
C4172393RS	19	C4289137RS	7	C4556000R	15	C4567697R	81	C4599944	17	C4618878W	7	C4646347R	19	C4649254R	20	C4658473R	83	C4671705R	83	C4699197RS	80	C4721836RS	80	C4751839R	29	C4774846R	52
C4172393RS	19	C4289137RS	7	C4556055R	15	C4567736RS	82	C4599950	17	C4618878W	7	C4646347R	19	C4649254R	20	C4658474R	20	C4671705R	83	C4699492R	6	C4721836RS	80	C4751839R	29	C4774846R	52
C4173921RS	9	C4289626RS	9	C455640RP	52	C4568395RS	13	C4599953	18	C4619162RS	16	C4646337RS	16	C4649281R	15	C4658492RS	22	C4671778RS	22	C4699492R	6	C4721836RS	80	C4751839R	29	C4774846R	52
C4174860RV	28	C4290065R	79	C455654RS	5	C4569074RP	7	C4600036RP	30	C4619765RS	11	C4646426R	20	C4649281R	15	C4658492RS	22	C4671778RS	22	C4699492R	6	C4721836RS	80	C4751839R	29	C4774846R	52
C4174861R	30	C4290073R	79	C4557324RS	20	C4569688RS	6	C46000215	17	C4619984R	10	C4646426R	20	C4649281R	15	C4658492RS	22	C4671778RS	22	C4699492R	6	C4721836RS	80	C4751839R	29	C4774846R	52
C4174885RS	9	C4290124R	7	C4557896R	47	C4569696RS	11	C46000215	17	C4620102R	83	C4646446R	22	C4649281R	15	C4658492RS	22	C4671778RS	22	C4699492R	6	C4721836RS	80	C4751839R	29	C4774846R	52
C4175092RS	83	C4290328R	7	C4557922R	47	C4569973RS	11	C46000309R	15	C4620228P	7	C4646446R	22	C4649281R	15	C4658492RS	22	C4671778RS	22	C4699492R	6	C4721836RS	80	C4751839R	29	C4774846R	52
C4178085RS	7	C4292937P	28	C455844RP	52	C4569976RS	11	C4600310R	15	C4620228P	7	C4646446R	22	C4649281R	15	C4658492RS	22	C4671778RS	22	C4699492R	6	C4721836RS	80	C4751839R	29	C4774846R	52
C4180806RS	79	C4294952RS	84	C4558822RPS	29	C4569979RS	11	C4600588R	26	C4620228W	7	C4646482FL	26	C4649281R	15	C4658492RS	22	C4671778RS	22	C4699492R	6	C4721836RS	80	C4751839R	29	C4774846R	52
C4180812RS	80	C4295401R	28	C4558822RS	29	C4570135R	5	C4600738RS	77	C4620563RS	78	C4646482FR	26	C4649281R	15	C4658492RS	22	C4671778RS	22	C4699492R	6	C4721836RS	80	C4751839R	29	C4774846R	52
C4180904RS	80	C4297120J	10	<b>C4558911R</b>	6, 81	C4571094R	51	C4600839	18	C4620706RS	6	C4646482LR	26	C4649281R	15	C4658492RS	22	C4671778RS	22	C4699492R	6	C4721836RS	80	C4751839R	29	C4774846R	52
C4180936RS	7	C4297120M	10	C4559295	17	C4571095R	51	C4600880RPS	29	C4624240RS	12	C4646482RR	26	C4649281R	15	C4658492RS	22	C4671778RS	22	C4699492R	6	C4721836RS	80	C4751839R	29	C4774846R	52
C4185762RS	28	C4297120N	10	C4559296	17	C4571165R	29	C4600961RP	5	C4626469RS	29	C4646490R	22	C4649281R	15	C4658492RS	22	C4671778RS	22	C4699492R	6	C4721836RS	80	C4751839R	29	C4774846R	52
C4185938R	7	C4297123J	10	C4559589	17	C4571889RS	78	C4601260	16	C4626627R	6	C4646491R	22	C4649281R	15	C4658492RS	22	C4671778RS	22	C4699492R	6	C4721836RS	80	C4751839R	29	C4774846R	52
C4190980RS	80	C4297123M	10	C455985RS	20	<b>C4571913RS</b>	25, 65	C4601338R	83	C4627099RPS	82	C4646527R	20	C4649281R	15	C4658492RS	22	C4671778RS	22	C4699492R	6	C4721836RS	80	C4751839R	29	C4774846R	52
C4191116R	28	C4297123R	10	C4559940	17	C4571919RS	78	C4601373R	77	C4627609R	51																







C7011090R . . . . .63	C756057RP . . . . .59	C8618835R . . . . .70	C923533RS . . . . .52	C9784209RS . . . . .56	CBBVL555SS . . . . .68	CDEL490RS . . . . .36	CFBB53 . . . . .91	CHM4849 . . . . .92	CMFL46263SS . . . . .66	COPL416OEM . . . . .60	CPR005 . . . . .89	CSTD391RS . . . . .36	CVAL496SS . . . . .68
C7011479SS . . . . .63	C75877044 . . . . .24	C8618949R . . . . .70	C923598RP . . . . .53	C9784415R . . . . .68	CBBLV56OEM . . . . .68	CDEL530RS . . . . .36	CFCF1952 . . . . .38	CIDFP95 . . . . .24	CMFL46265O . . . . .66	COPL416SS . . . . .60	CPR006 . . . . .89	CSTD410RS . . . . .36	CVAL498OEM . . . . .68
C7011511R . . . . .63	C7590373R . . . . .40	C8619032RB . . . . .70	C923706R . . . . .48	C9784416R . . . . .68	CBBLV56SS . . . . .68	CDEL550RS . . . . .36	CFCF51957 . . . . .38	CIDFP59 . . . . .24	CMFL46265SS . . . . .66	COPL466OEM . . . . .60	CPR007 . . . . .89	CSTD490RS . . . . .36	CVAL498SS . . . . .68
C7011638R . . . . .63	C759390RV . . . . .59	C8619104R . . . . .70	C923856RS . . . . .48	C9785351R . . . . .36	CBBLV57OEM . . . . .68	CDEL560RS . . . . .36	CFCF1958 . . . . .38	CIDL58 . . . . .24	CMFL493O . . . . .66	COPL466SS . . . . .60	CPR008 . . . . .89	CSTD530RS . . . . .36	CVAL538OEM . . . . .68
C7011639PR . . . . .63	C7595129R . . . . .29	C8619209R . . . . .69	C923912RS . . . . .21	C9785533RS . . . . .64	CBBLV57SS . . . . .68	CDEL561RS . . . . .36	CFCF3748 . . . . .38	CIDLC59 . . . . .24	CMFL493SS . . . . .66	COPL496OEM . . . . .60	CPR66 . . . . .90	CSTD550RS . . . . .36	CVAL538SS . . . . .68
C7011639VR . . . . .63	C760689RS . . . . .43	C8619214R . . . . .70	C924160DS . . . . .5	C9785616R . . . . .27	CBC044A . . . . .21	CDEL580RS . . . . .36	CFCF4951 . . . . .38	CIDTFP55 . . . . .24	CMFL495O . . . . .66	COPL496SS . . . . .60	CPR67 . . . . .90	CSTD560RS . . . . .36	CVAL552OEM . . . . .68
C7011897R . . . . .63	C761218RS . . . . .40	C8619278R . . . . .70	C924160D . . . . .5	C9786454RS . . . . .24	CBHDF3548 . . . . .33	CDEL590RS . . . . .36	CFCF55354 . . . . .38	CIDTFP59 . . . . .24	CMFL495SS . . . . .66	COPL498OEM . . . . .60	CPS2432RS . . . . .56	CSTD580RS . . . . .36	CVAL552SS . . . . .68
C7012028R . . . . .64	C761748R . . . . .59	C8619934RS . . . . .70	C924160TS . . . . .5	C9787517RP . . . . .60	CBHDF4954 . . . . .33	CDF0154 . . . . .36	CFCF55556 . . . . .38	CIDTLC58 . . . . .24	CMFL533O . . . . .66	COPL498SS . . . . .60	CPS2632B . . . . .56	CSTD590RS . . . . .36	CVAL554OEM . . . . .68
C7012151R . . . . .64	C7635877R . . . . .79	C8619935RS . . . . .70	C924160T . . . . .5	C9788606R . . . . .62	CBHDF5557 . . . . .33	CDLW2829 . . . . .52	CFCF5960 . . . . .38	CIDTLP55 . . . . .24	CMFL533SS . . . . .66	COPL538OEM . . . . .60	CPS2632RS . . . . .56	CSVC00137 . . . . .7	CVAL554SS . . . . .68
C7012153R . . . . .64	C766799R . . . . .34	C8619994A . . . . .68	C924535R . . . . .48	C9789460R . . . . .62	CBHDF5864 . . . . .33	CDLW31 . . . . .52	CFCF5966 . . . . .38	CIDUP55 . . . . .24	CMFL535O . . . . .66	COPL538SS . . . . .60	CPS3354B . . . . .56	CSVH00137 . . . . .7	CVAL572OEM . . . . .68
C7012155R . . . . .64	C7672 . . . . .7	C8619994B . . . . .68	C924615RS . . . . .48	C9789465R . . . . .68	CBHDF3557 . . . . .33	CDLW36 . . . . .52	CFL01 . . . . .90	CJ06454 . . . . .29	CMFL535SS . . . . .66	COPLK . . . . .60	CPS3354RS . . . . .56	CT416OEM . . . . .64	CVAL572SS . . . . .68
C7012555R . . . . .63	C767854RS . . . . .4	C8619994C . . . . .68	C926852CRS . . . . .4, 48	C9795830R . . . . .60	CBHDF3580 . . . . .33	CDO0019 . . . . .90	CFPTC4160 . . . . .67	CJ125L . . . . .4, 22	CMFL543O . . . . .66	CP31307CR . . . . .6	CPS5559B . . . . .56	CT416SS . . . . .64	CVK1A . . . . .8
C7012844R . . . . .64	C7714 . . . . .92	C8619994E . . . . .68	C926852PRS . . . . .4, 48	C982511R . . . . .4, 68	CBHDF3592 . . . . .33	CDPTOOLS . . . . .4, 14	CFPTC416SS . . . . .67	CJ493 . . . . .71	CMFL543SS . . . . .66	CP3650 . . . . .92	CPS5559RS . . . . .56	CT466OEM . . . . .64	CVPPK . . . . .63
C7013250R . . . . .63	C7771161R . . . . .26	C8625892R . . . . .69	C927607BDS . . . . .50	C9825851R . . . . .27	CBHDF3548 . . . . .33	CDR2636RB . . . . .45	CFPTC4660 . . . . .67	CKITA . . . . .8	CMFL545O . . . . .66	CPB5060 . . . . .92	CPS5960B . . . . .56	CT466SS . . . . .64	CVTWM4160 . . . . .67
C7013253R . . . . .63	C7802482R . . . . .39	C8626916R . . . . .69	C927607RPS . . . . .50	C983528RP . . . . .43	CBHDF5864 . . . . .33	CDT0001 . . . . .90	CFPTC466SS . . . . .67	CL202625R . . . . .62	CMFL545SS . . . . .66	CPB5460 . . . . .92	CPS5960RS . . . . .56	CT496OEM . . . . .64	CVTWM416SS . . . . .67
C7013561PR . . . . .63	C7806140R . . . . .71	C8631909R . . . . .78	C93450 . . . . .92	C983536R . . . . .4	CBHDF5557 . . . . .33	CDT0002 . . . . .90	CFPTC4960 . . . . .67	CL205R . . . . .62	CMFL55273O . . . . .66	CPB6066 . . . . .92	CPW58 . . . . .47	CT496SS . . . . .64	CVTWM4660 . . . . .67
C7013561VR . . . . .63	C7809779R . . . . .39	C875520R . . . . .53, 76	C9352856 . . . . .69	C983546RP . . . . .66	CBHDF5864 . . . . .33	CDT0003 . . . . .90	CFPTC496SS . . . . .67	CL20825R . . . . .62	CMFL55273SS . . . . .66	CPE5060 . . . . .10	CPX161 . . . . .89	CT498OEM . . . . .64	CVTWM466SS . . . . .67
C7013563PR . . . . .63	C793303R . . . . .35	C8785295RS . . . . .81, 85	C9399SS . . . . .13	C983639P . . . . .75	CBHDF3557 . . . . .33	CDT0004 . . . . .89	CFPTC4980 . . . . .67	CL242625R . . . . .62	CMFL55275O . . . . .66	CPE5072 . . . . .10	CRB-XTNDB . . . . .10	CT498SS . . . . .64	CVTWM4960 . . . . .67
C7013563TB . . . . .63	C799390R . . . . .35	C88186 . . . . .59	C9400SS . . . . .13	C984286R . . . . .14	CBHDF5800 . . . . .33	CDT0005 . . . . .90	CFPTC498SS . . . . .67	CL244R . . . . .62	CMFL55275SS . . . . .66	CPFGRK . . . . .65	CRB-XTNDR . . . . .10	CT538OEM . . . . .64	CVTWM496SS . . . . .67
C7013564VR . . . . .63	C813283R . . . . .44	C8843R . . . . .23	C9401SS . . . . .13	C984287ADR . . . . .14	CBHDF5962 . . . . .33	CDT0030 . . . . .89	CFPTC5380 . . . . .67	CL24575R . . . . .62	CMFL55283O . . . . .66	CPMP . . . . .92	CRC51958 . . . . .38	CT538SS . . . . .64	CVTWM4980 . . . . .67
C7013680R . . . . .64	C812824R . . . . .44	C88860258 . . . . .43	C9402SS . . . . .13	C984287RP . . . . .14	CBLA400 . . . . .33	CDT0031 . . . . .89	CFPTC538SS . . . . .67	CL2465R . . . . .62	CMFL55283SS . . . . .66	CPONBD400 . . . . .8	CRC5960 . . . . .38	CT554OEM . . . . .64	CVTWM498SS . . . . .67
C7013885R . . . . .63	C813521RP . . . . .45	C88861015R . . . . .53	C9403SS . . . . .13	C984287R . . . . .14	CBLA40SS . . . . .33	CDT0032 . . . . .89	CFPTC552O . . . . .67	CL24725R . . . . .62	CMFL55285O . . . . .67	CPONBD405 . . . . .9	CRHP . . . . .92	CT554SS . . . . .64	CVTWM5380 . . . . .67
C7013998R . . . . .63	C816340RP . . . . .44	C88861016R . . . . .53	C9404SS . . . . .13	C984391R . . . . .13	CBLA412426O . . . . .33	CDT0040 . . . . .90	CFPTC552SS . . . . .67	CLAPHDWR . . . . .10	CMFL55285SS . . . . .67	CPONBD410 . . . . .9	CRLS4157 . . . . .38	CT572OEM . . . . .64	CVTWM538SS . . . . .67
C7014397RS . . . . .62	C816774R . . . . .45	C88861021R . . . . .53	C9405SS . . . . .13	C984441R . . . . .14	CBLA4125O . . . . .33	CDT0049 . . . . .89	CFPTC554O . . . . .67	CM5457 . . . . .91	CMFL58273O . . . . .67	CPONBD415 . . . . .8	CRLS57 . . . . .38	CT572SS . . . . .64	CVTWM5520 . . . . .67
C7014464O . . . . .62	C817114R . . . . .45	C88861047R . . . . .53	C9406SS . . . . .13	C984453R . . . . .4, 68	CBLA4125SS . . . . .33	CDT0061 . . . . .90	CFPTC554SS . . . . .67	CM80080 . . . . .92	CMFL58273SS . . . . .67	CPONBD420 . . . . .9	CRLSCK . . . . .38	CT5732OEM . . . . .64	CVTWM552SS . . . . .67
C7014464SS . . . . .62	C820052RP . . . . .44	C88861108R . . . . .53	C9407SS . . . . .13	C984486RP . . . . .14	CBLA4625O . . . . .33	CDT0078 . . . . .90	CFPTC564O . . . . .67	CMCD1955 . . . . .92	CMFL58275O . . . . .67	CPONBD422 . . . . .9	CRLSM3738 . . . . .38	CT593OEM . . . . .64	CVTWM554O . . . . .67
C7014717RS . . . . .62	C820445R . . . . .45	C88862587R . . . . .56	C9408SS . . . . .13	C984486R . . . . .14	CBLA4625SS . . . . .33	CDT0087 . . . . .89	CFPTC564SS . . . . .67	CMCD1956 . . . . .92	CMFL58275SS . . . . .67	CPONBD430 . . . . .8	CRLSM3949 . . . . .38	CT593SS . . . . .64	CVTWM554SS . . . . .67
C7015106R . . . . .64	C824735RP . . . . .45	C88900330 . . . . .72	C9411017RP . . . . .39	C984636R . . . . .13	CBLA4626O . . . . .33	CDT0088 . . . . .89	CFPTC5730 . . . . .62, 67	CMCD1957 . . . . .92	CMFL58283O . . . . .67	CPONBD440 . . . . .9	CRLSM5056 . . . . .38	CTAG11 . . . . .90	CVTWM5720 . . . . .67
C7015144R . . . . .64	C826197RS . . . . .48	C88913144RS . . . . .38	C9411022RP . . . . .39	C984666R . . . . .4	CBLA4626SS . . . . .33	CDT0103 . . . . .89, 90	CFPTC5830 . . . . .62, 67	CMCD1958 . . . . .92	CMFL58283SS . . . . .67	CPONBD460 . . . . .8	CRLSN3738 . . . . .38	CTBSR . . . . .29	CVTWM572SS . . . . .67
C7015148R . . . . .64	C826197RS . . . . .48	C88921669 . . . . .72	C9411453RP . . . . .23	C984742W . . . . .43	CBLA490 . . . . .33	CDT0111 . . . . .89	CFPTC6030 . . . . .62, 67	CMCD1959 . . . . .92	CMFL58285O . . . . .67	CPONBD465 . . . . .9	CRLSN3949 . . . . .39	CTG55 . . . . .24	CVY729 . . . . .8
C7015362R . . . . .62	C838987R . . . . .71	C8907353R . . . . .43	C9412453 . . . . .69	C984826R . . . . .4	CBLA495SS . . . . .33	CDT0114 . . . . .90	CFPTM4960 . . . . .67	CMCD1960 . . . . .92	CMFL58285SS . . . . .67	CPONBD470 . . . . .9	CRLSN5057 . . . . .39	CTG59 . . . . .24	CVY739 . . . . .9
C7015821R . . . . .64	C8399 . . . . .23	C8907367R . . . . .44	C9417863R . . . . .47	C984859W . . . . .43	CBLSM53O . . . . .33	CDT0118 . . . . .90	CFPTM496SS . . . . .67	CMCD3536 . . . . .92	CMFL59213O . . . . .67	CPONBD475 . . . . .8	CRP63 . . . . .21	CTRIMTOOLS . . . . .4	CVYDBD245 . . . . .9
C7015832RS . . . . .64	C8400R . . . . .23	C8917901RS . . . . .49	C9417901RP . . . . .39	C984914R . . . . .13	CBLSM53SS . . . . .33	CDT0119 . . . . .89	CFPTM4980 . . . . .67	CMCD4148 . . . . .92	CMFL59213SS . . . . .67	CPONBD480 . . . . .9	CRWH48SW . . . . .51	CU1300J . . . . .8	CVYDBD260 . . . . .8
C7015832R . . . . .64	C8430 . . . . .24	C898302RS . . . . .49	C9417903RP . . . . .39	C984943R . . . . .4, 68	CBLSM54O . . . . .33	CDT0120 . . . . .91	CFPTM498SS . . . . .67	CMCD4954 . . . . .92	CMFL59215O . . . . .67	CPONBD490 . . . . .8	CSF0069 . . . . .91	CU20105R . . . . .61	CWCRSLVE . . . . .35
C7015835R . . . . .64	C850795RP . . . . .61	C898302RS . . . . .49	C9421227RP . . . . .59	C984964RP . . . . .43	CBLSM54SS . . . . .33	CDT0126 . . . . .90	CFPTM5380 . . . . .67	CMCRSLVE . . . . .35	CMFL59215SS . . . . .67	CPONBD510 . . . . .8	CSF0073 . . . . .91	CU2010R . . . . .61	CWHR0029R . . . . .51
C7015856R . . . . .64	C850795R . . . . .61	C9007005 . . . . .52	C9427524 . . . . .61	C9850959R . . . . .14	CBLSM5525O . . . . .33	CDT0127 . . . . .90	CFPTM538SS . . . . .67	CMFL41253O . . . . .66	CMFL59283O . . . . .67	CPONBD515 . . . . .9	CSF0079 . . . . .91	CU2011R . . . . .61	CWHR0030R . . . . .51
C7015939RS . . . . .64	C850796RP . . . . .61	C9007007 . . . . .52	C9428799RS . . . . .72	C985174CRS . . . . .4, 48	CBLSM5525SS . . . . .33	CDT0131 . . . . .90	CFPTM552O . . . . .67	CMFL41253SS . . . . .66	CMFL59283SS . . . . .67	CPONBD520 . . . . .9	CSF0096 . . . . .91	CU244625R . . . . .61	CWHR0031R . . . . .51
C7015939R . . . . .64	C850798RP . . . . .61	C901105R . . . . .71	C9432787RP . . . . .6	C985174PRS . . . . .4, 48	CBLSM5528O . . . . .33	CDT0132 . . . . .90	CFPTM552SS . . . . .67	CMFL41255O . . . . .66	CMFL59285O . . . . .67	CPONBD525 . . . . .9	CSF0097 . . . . .91	CU24625R . . . . .61	CWIDERIB . . . . .76
C7015959R . . . . .64	C850798R . . . . .61	C901306R . . . . .69	C9542 . . . . .92	C985223A . . . . .4	CBLSM5625O . . . . .33	CDT0133 . . . . .90	CFPTM554O . . . . .67	CMFL41255SS . . . . .66	CMFL59285SS . . . . .67	CPONBD530 . . . . .8	CSF0098 . . . . .91	CUNIM21 . . . . .12	CWINDLACELO . . . . .77, 84
C7016021R . . . . .64	C850800RP . . . . .61	C901307R . . . . .36, 71	C954379R . . . . .69	C985232A . . . . .4	CBLSM5625SS . . . . .33	CDT0134 . . . . .89	CFPTM554SS . . . . .67	CMFL41263O . . . . .66	CML00P . . . . .8	CPONBD540 . . . . .8	CSF0099 . . . . .91	CUNIM22 . . . . .12	CWIREON . . . . .8, 84
C7016068RS . . . . .63	C850800R . . . . .61	C902100R . . . . .71	C954387R . . . . .69	C985236CRP . . . . .14	CBLSM5628O . . . . .33	CDT0138 . . . . .91	CFPTM564O . . . . .67	CMFL41263SS . . . . .66	CMM0002 . . . . .90	CPONWTP450 . . . . .8	CSF0108 . . . . .91	CUNIM368 . . . . .12	CWIREON . . . . .8, 84
C7016787TB . . . . .63	C854720R . . . . .60	C902208R . . . . .71	C954780R . . . . .71	C985444PRS . . . . .4, 48	CBLSM5725O . . . . .34	CDT0140 . . . . .90	CFPTM564SS . . . . .67	CMFL41265O . . . . .66	CMM0003 . . . . .90	CPONWTP460 . . . . .8	CSF0117 . . . . .91	CUNIM925 . . . . .12	CWIREON . . . . .8, 84
C7017488R . . . . .64	C854237R . . . . .66	C903307R . . . . .69	C954848R . . . . .36	C985459R . . . . .5	CBLSM5728O . . . . .34	CDT0146 . . . . .90	CFPTM572O . . . . .67	CMFL41265SS . . . . .66	CMP0003 . . . . .90	CPONWTR450 . . . . .8	CSM0141 . . . . .91	CUNIMF220B . . . . .12	CWIREON . . . . .8, 84
C7021007R . . . . .64	C854347 . . . . .66	C904778R . . . . .71	C954984R . . . . .36	C985459R . . . . .5	CBLSM5827O . . . . .34	CDT0147 . . . . .90	CFPTM572SS . . . . .67	CMFL46253O . . . . .66	CMP0003 . . . . .90	CPONWTR460 . . . . .8	CSP15 . . . . .13	CUNIMF220B . . . . .12	CWIREON . . . . .8, 84
C7021765R . . . . .63	C854444R . . . . .66	C905429R . . . . .44	C955000R . . . . .36	C985459R . . . . .5	CBLSM5827SS . . . . .34	CDT0209 . . . . .89	CGSD2737RS . . . . .44, 89	CMFL46253SS . . . . .66	CMW . . . . .90	CPONWTR460 . . . . .8	CST4152 . . . . .64	CUNIMF220B . . . . .12	CWIREON . . . . .8, 84
C7024865KIT . . . . .64	C854619R . . . . .66	C906883RP . . . . .69	C95555 . . . . .92	C985459R . . . . .5	CBLSM5828O . . . . .34	CDT0210 . . . . .90	CGSD3854 . . . . .44, 89	CMFL46255O . . . . .66	CODW . . . . .90	CPONWTR460 . . . . .8	CST4154 . . . . .64	CUNIMF220B . . . . .12	CWIREON . . . . .8, 84
C7026520R . . . . .43	C854619 . . . . .66	C906952R . . . . .72	C95558 . . . . .91	C985459R . . . . .5	CBLSM5828SS . . . . .34	CDT0211 . . . . .90	CGSD5562RS . . . . .44, 89	CMFL46255SS . . . . .66</					



**ORDERS & PRODUCT QUESTIONS: 714-245-9800**

**TOLL FREE: 877-504-8124**

**FAX: 714-245-9269**



***SERVICE & EXPERIENCE***

**1520 E EDINGER AVE STE B SANTA ANA, CA 92705**

**SALES@PONTIACPARTS.NET**