



ST. JOHNS COUNTY SHERIFF'S OFFICE

ROBERT A. HARDWICK, SHERIFF

ANNUAL REPORT



2021

MESSAGE FROM THE SHERIFF

Dear St. Johns County Citizens,

It is my honor to present to you the 2021 St. Johns County Sheriff's Office Annual Report. This report shows the great work your lead law enforcement agency in St. Johns County has accomplished over the last year and provides a deeper look into how our agency functions.

The men and women of the St. Johns County Sheriff's Office are solely dedicated to serving the citizens of St. Johns County with excellence 24/7. Likewise, I have found it equally humbling, that the people of St. Johns County embrace the men and women of the St. Johns County Sheriff's Office right back. This positive relationship is the result of an ongoing commitment to transparency, community partnerships, and being present daily in each corner of our county.

The relationships we share from business owners, to local government leaders, and citizens, ensure that our county is the best place to live, work, play, raise a family, and retire. Those tenets of ensuring that our county is safe, desirable, and offers a great quality of life, are basis for what we do each day.

As we look to the future, my hope is to continue to increase salaries, improve our facilities, and ensure we provide the best customer service to our citizens and visitors.


I also would like to take this time to thank you for the incredible opportunity to serve as your elected Sheriff. I am beyond proud to be leading this agency in the best county in the State of Florida.

Should you have any questions, please feel free to reach out.

Sincerely,



Robert A. Hardwick
Sheriff








"SERVE WITH EXCELLENCE"

**Visit our website: WWW.SJSO.ORG
AND FOLLOW US ON SOCIAL MEDIA**



COMMAND STAFF

EXECUTIVE STAFF



2021 YEAR IN REVIEW

OFFICE OF THE SHERIFF

SQUARE MILES

601 LAND

221 WATER



286,388

POPULATION OF
ST. JOHNS COUNTY

1.28

DEPUTIES
PER 1000
RESIDENTS



272,171

TOTAL CALLS FOR SERVICE

746 CALLS PER DAY

115,981 911
CALLS



3,705

ARRESTS

*Total Bookings

MAJOR DRUGS SEIZED



2,891G

COCAINE

2,560G

METH

911G

FENTANYL



415 AVERAGE DAILY
INMATE POPULATION

4,921

TRAFFIC CRASHES



11,837

OFFENSE REPORTS



COMMUNITY PARTNERSHIPS AND OUTREACH

Volunteer Hours	2,408
Civilian Law Enforcement Academy (CLEA) Graduates	45
CARE Program Participants	37
SAFE Trak Participants	33

HONOR GUARD

Color Presentations	15
Funerals	22
Law Enforcement Memorials	5
Parades	1

CRIME PREVENTION

Personal Safety Programs	30
Neighborhood Watch Events	50
Community Meetings/Programs	49
Senior Programs	71
Security Surveys - Residential/Commercial	15
Crime Prevention Booths	35
Cuddly Care Programs	8
Kids Programs/Talks	16
Robbery Prevention/Bank Safety Programs	3
Identity Theft Programs	31



MEDIA

Facebook average annual reach was 4.4 million which was a 65.1% increase from the year prior.

Instagram average annual reach was 113.9 thousand (k) which was a 20% increase from the year prior.

Our average Facebook page visits were 310.2k which was a 13.9% increase from the year prior.

Our average Instagram profile visits were 53.6k which was a 266.1% increase from the year prior.

There were a total of 9k new Facebook page likes.

There were a total 1.3k new Instagram page likes.

Our video with the most views had over 1.7 million views.

800+ media inquiries

OPERATION MEDICINE CABINET

Medicine Collected & Disposed	1,104 lbs
-------------------------------	-----------

PATROL DIVISION

In 2021 the St. Johns County Sheriff's Office re-implemented the bicycle unit. The primary goal of bicycle deputies is to allow the community to have more face to face contact with law enforcement. By utilizing bicycles, deputies are able to interact organically with citizens as they bike through neighborhoods and parks. The bicycle deputies are highly visible and easily approachable to the public, which promotes interaction, communication, and community policing. Bicycle patrol officers can be deployed in many police functions. They can be used to patrol residential neighborhoods, business, entertainment, and shopping districts during their regular scheduled shifts. Bicycle officers can patrol in high crime areas, work crowd control, and assist in undercover and stealth operations. In addition, police bicycle officers ride in special events, malls, parking lots, city parks, etc., or other areas as dictated by large attendance or when defined by intelligence.

BICYCLE DEPUTIES

Arrests	12
Uniform Traffic Citations Issued	7
Written Warnings	58
Verbal Warnings	73
Citizen Contact	1,697
Schools Patrolled	42
Suspicious Person/Vehicles	78
Missing Persons/Children	7
Assist Citizens	21
Trespassing	13
Bike Violations	54
Other Calls for Service	25
Community Events/Details	23



BEACH PATROL

Written Warnings	1,270
Verbal Warnings	2,127
Habitat Conservation Violations	264
County Citations	68
Parking Tickets	64
Reports	89
Traffic Citations	255
Arrests	12
Charging Affidavits	8

PUBLIC SERVICE ASSISTANTS

Calls for Service	5,792
Written Reports (General Offense Reports)	111
Crashes Investigated	1,165
Funeral Escort	5
Uniform Traffic Citations Issued	633
Written Warnings	502

TRAFFIC

Calls for Service	13,725
Uniform Traffic Citations Issued	4,627
Special Assignments	1,125
Written Warnings	6,293
Crashes Investigated	538
General Offense Reports	378
DUI Arrests/Citations	745
Traffic Fatalities	13
Funeral Escort *TOTAL PSA TRAFFIC*	85



YOUTH RESOURCE DEPUTY ACTIVITY IN ST. JOHNS COUNTY SCHOOLS

	HIGH SCHOOLS	MIDDLE SCHOOLS	K-8 SCHOOLS	ELEMENTARY SCHOOLS
Programs Provided	295	189	189	324
Students Counseled	2,691	1,639	1,277	2,801
Parent Conferences	609	330	129	330
After School Activities	162	93	129	48
Arrests	10	0	1	0
Complaint Affidavits	20	4	2	2
Civil Citations	86	16	4	9

*Numbers are for School Years

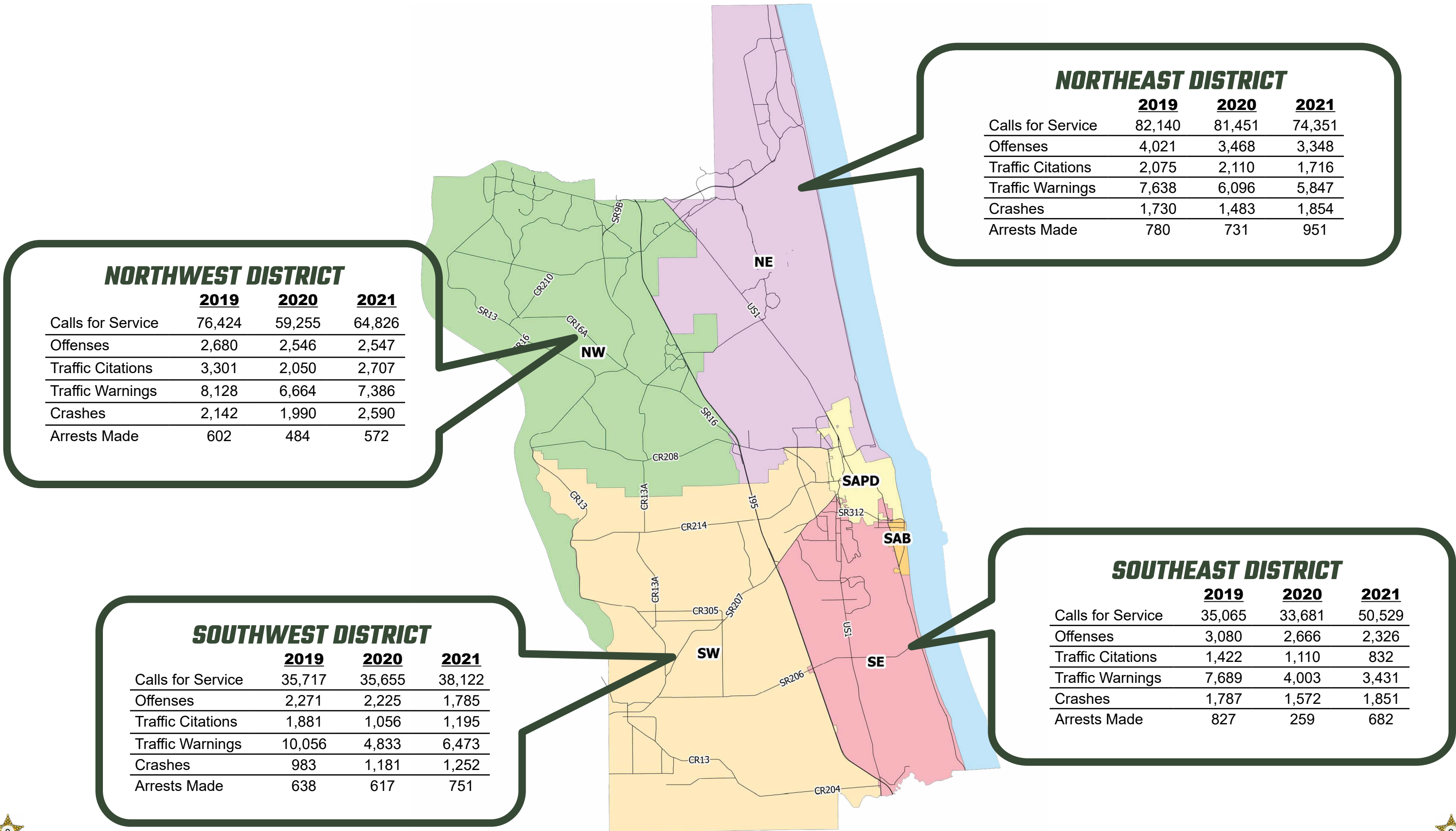


POLICE ATHLETIC LEAGUE (PAL)

Police Athletic League (PAL) Youth Participants	1,650
PAL Volunteer Hours	6,203
Explorer Program Youth Participants	46



PATROL STATISTICS BY DISTRICT



NORTHWEST DISTRICT

	2019	2020	2021
Calls for Service	76,424	59,255	64,826
Offenses	2,680	2,546	2,547
Traffic Citations	3,301	2,050	2,707
Traffic Warnings	8,128	6,664	7,386
Crashes	2,142	1,990	2,590
Arrests Made	602	484	572

NORTHEAST DISTRICT

	2019	2020	2021
Calls for Service	82,140	81,451	74,351
Offenses	4,021	3,468	3,348
Traffic Citations	2,075	2,110	1,716
Traffic Warnings	7,638	6,096	5,847
Crashes	1,730	1,483	1,854
Arrests Made	780	731	951

SOUTHWEST DISTRICT

	2019	2020	2021
Calls for Service	35,717	35,655	38,122
Offenses	2,271	2,225	1,785
Traffic Citations	1,881	1,056	1,195
Traffic Warnings	10,056	4,833	6,473
Crashes	983	1,181	1,252
Arrests Made	638	617	751

SOUTHEAST DISTRICT

	2019	2020	2021
Calls for Service	35,065	33,681	50,529
Offenses	3,080	2,666	2,326
Traffic Citations	1,422	1,110	832
Traffic Warnings	7,689	4,003	3,431
Crashes	1,787	1,572	1,851
Arrests Made	827	259	682

CRIMINAL INVESTIGATIONS

INTERNAL AFFAIRS

Investigated Complaints	
Complaints from Citizens	2
Complaints from Other Sources	19
Total	21
IA Cases by Division	
LENF	9
CORR	10
FINS	0
GNSV	0
SHRF	0
IA Cases by Level/Type	
AI-1	1
AI-2	19
CDI	1
Violation Results on Investigated Complaints	
Sustained	27
Unfounded	6
Not Sustained	4
Exonerated	2
Withdrawn	0
Policy Failure	0
Total Number of Findings Sustained	27
Total Number of Findings other than Sustained	12
Total Number of Findings	39

SEXUAL PREDATOR OFFENDER TRACKING (SPOT)

Total Cases Screened	59
Cases Assigned to Detective for Follow-up	55
Total Criminal Charges from Investigations	26

INTERNET CRIMES AGAINST CHILDREN (ICAC)

Cases Investigated	98
NCMEC (Cyber Tips)	63
Arrests	18

SPECIAL VICTIMS

Total Cases Screened	1,212
Cases Assigned to Detectives for Follow-up	363
Total Criminal Charges from Investigations	91
Arrests	29
Warrant Affidavits	62
Search Warrants	43
Offenders on GPS Tracking	182
INVEST Reviews/Investigations	1,766

VICTIM ADVOCATE PROGRAM

Total Number of Victims Served	2,770
Victim Compensation Forms	88
Information and Referrals	5,182
Emotional Support/Safety Services	1,637
Criminal/Civil Justice Assistance	968
Personal Advocacy/Accompaniment	1,336
Call-Outs	77

REAL-TIME INTELLIGENCE CENTER (RTIC)

Bulletins	460
Crimestopper Tips Received	457
Intelligence Requests Completed	577
RTIC Assists	776



FORENSICS

Property Room Items Submitted	15,434
Crime Scenes Processed	191
Latents	
Latent Comparisons	11,806
Items Processed In House	2,015
Manual Identifications	141
AFIS Searches	327
AFIS Hits	92
Biology Screenings	
Areas Tested	130
Items Examined	12
Cell Phones/Tablets	305


SPECIAL INVESTIGATIONS

Cases Investigated	143
Arrests/Complaint Affidavits Filed	105
Cannabis	4,305 grams
Powder Cocaine	2,878 grams
Crack Cocaine	13 grams
Prescription Pills	228 pills
Heroin	44 grams
Meth	2,560 grams



MAJOR CRIMES


Total Cases Screened	462
Cases Assigned to Detectives for Follow-up	225
Total Criminal Charges from Investigations	45
Arrests	17
Warrant Affidavits	28
Death Investigations	248
Violent Crime Investigations	40
Search Warrants	84
Traffic Homicides Investigated	2
Officer Involved Shootings	1
Cold Cases Reviewed	2
Homicides Investigated	4
Homicides Investigated as a result of an OD	1



OPERATIONS

COMMUNICATIONS

Telephone Calls Incoming/Outgoing	392,127
Administrative Telephone Calls Incoming/Outgoing	276,146
Incoming 911 Calls	115,981
Calls for Service (Including SABPD Dispatch)	286,589
Busiest Day	5/29/2021
Average Daily Total	746



TRAINING UNIT

In-service Training	
<i>Certified Classes</i>	24
<i>Certified Attendees</i>	575
<i>Civilian Classes</i>	20
<i>Civilian Attendees</i>	420
Open Range	
<i>Sessions</i>	20
<i>Attendees</i>	120
Special Training Classes	34
Special Events	7
Firing Range Training Hours	1,420
Scenario/Simulator Training Hours	176
Driving Track Training Hours	520



ALARMS

Residential Alarm Registrations	15,984
Business Alarm Registrations	2,235
New Residential Registrations	1,182
New Business Registrations	172
Total Alarms Registered	18,219
Total False Alarms	5,162
Total Fees Collected	\$183,730




K-9

Explosive Sniffs/Bomb Threats/VIP Events	89 Sniffs/ 1,710 Areas
Narcotic Sniffs	372 Sniffs
Felony Assists	80
<i>Engagements</i>	5
<i>Non Engagements</i>	62
Missing Persons/Suicidal Subjects	44
Located Missing Persons/Suicidal Subjects	11

AGRICULTURAL UNIT

Calls for Service	120
Livestock Investigations	15
Farm Equipment Escorts	10
Agricultural Trespassing	5
Call Outs	10
Assist Other Agencies	20
Community Events	5
Agriculture Theft/Criminal Mischief	5



AVIATION

Missions/Hours	564
Calls for Service	488
Missing Persons	18
Assist Patrol	324
Assist Investigations	21
Maritime Search and Rescue	7
Assist Other Agencies	22

DRONE TEAM

Drone Assists	1,250
Community Engagement Events	15
Missing Persons	6

BOMB TEAM/EXPLOSIVE ORDNANCE DISPOSAL

Missions	71 calls
Actual Devices	11 Reports

INCIDENT MANAGEMENT TEAM


Special Events	11
Incident Responses	1
Disaster Missions	4

DIVE TEAM

Call Outs	14
-----------	----

SPECIAL WEAPONS AND TACTICS (SWAT)

Executive Protection	5
Search Warrants	4




UNIFIED COMMAND CENTER TEAM

Missions	12
----------	----

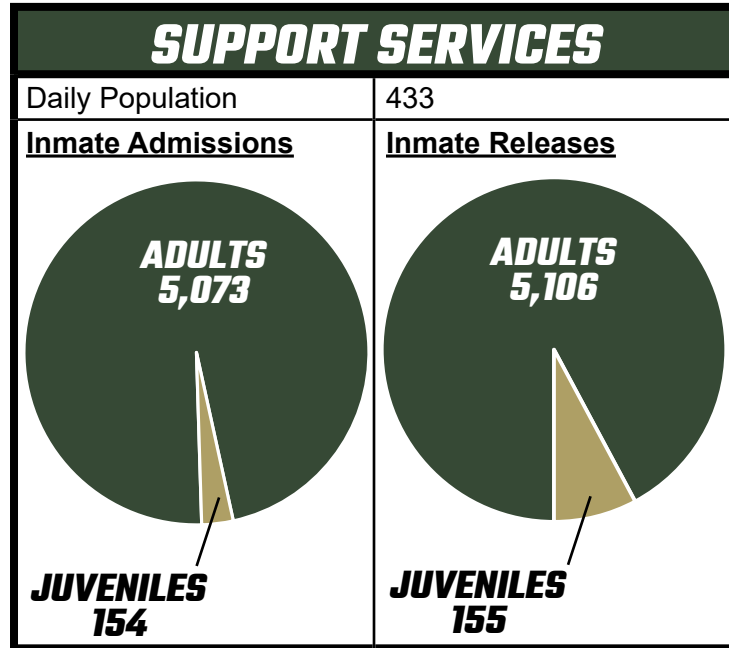
MARINE UNIT

Calls for Service	1,017
Vessel Safety Inspections	376
Marine Swimmers/Boaters in Distress	72
Abandoned/Derelict Vessels	28
Call Outs	6
Assist Other Agencies	67


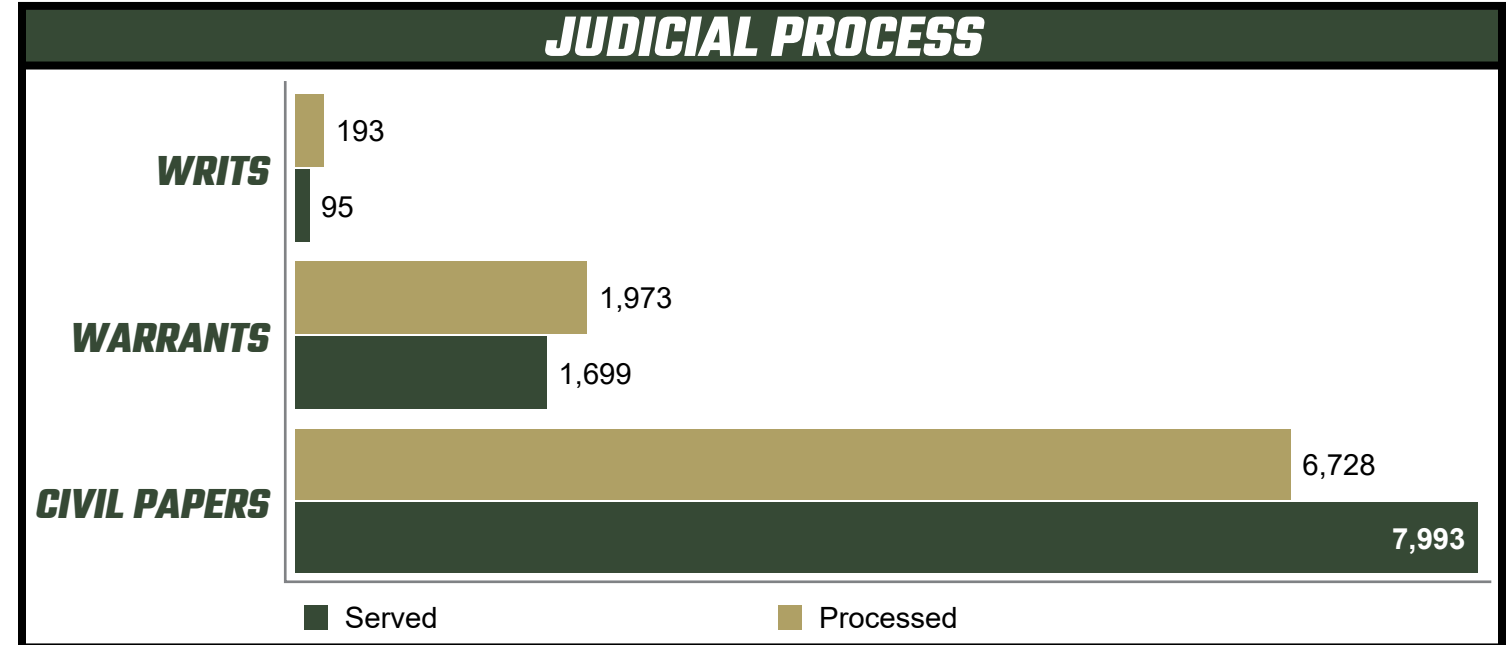

CORRECTIONS




PROGRAMS	
Program Participation by Inmate (Average/Month)	9
GED	9



COMMUNITY RELEASE CENTER	
Total Inmate Labor Hours (at Sheriff's Office)	111,496
Inmate Labor Value (based on minimum wage)	\$964,442



JUDICIAL SUPPORT / BAILIFF SECTION	
Judicial Complex Visitors	176,180
Weapons/Contraband Located via Scanners	7,683
Arrests	144



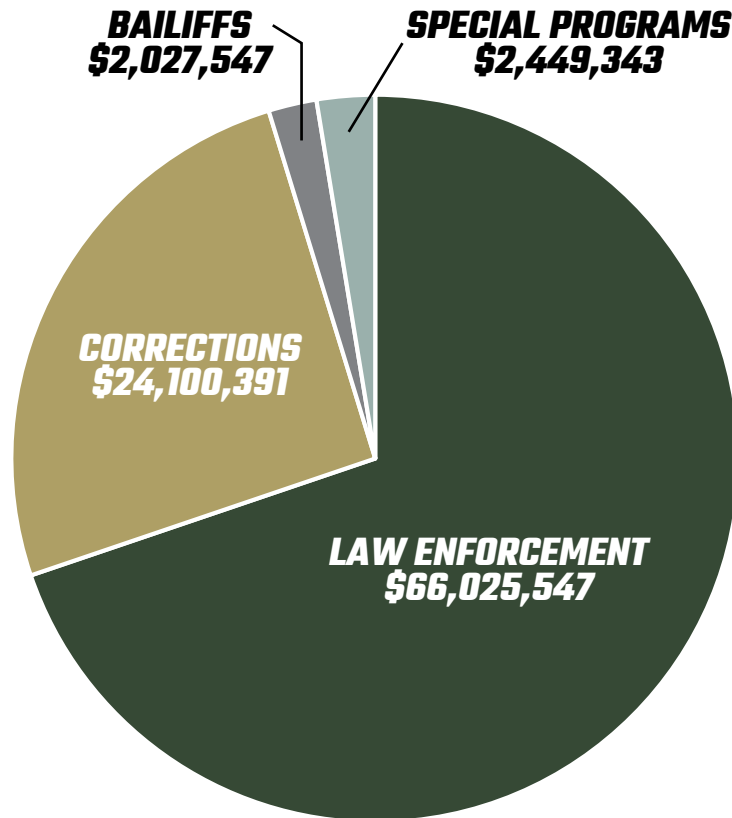
FINGERPRINTING SERVICES RENDERED	
General Public	1,207
Sex Offenders/Predators	1,238
Criminal Registrations	350
Concealed Weapons Permits	182
Total	2,977

GENERAL SERVICES

2021 / 2022 BUDGET

% Increase	6.58%
Total Budget	\$94,602,828

BUDGET BY FUNCTION



COURTESY DESK

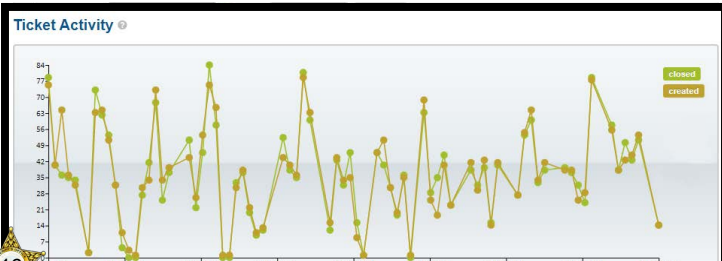
Walk-ins	7,264
Appointment Coordinations	1,493
Phone Inquiries/Calls for Service	1,884
Deliveries	939
Offense/Incident/Supplement Reports (in person, online, by phone)	891
No Trespass Signs	175
Notary Services	188
Ride-alongs	8
Comment Forms	32

INFORMATION TECHNOLOGY

Work Orders	
Software	2,680
User Administrator	2,532
Computer Hardware	1,341
Computer Build	325
Network	736
Other	1,241
Total Work Orders	8,855

PUBLICATIONS

Form Requests Processed	
Revised	190
Inactivated	181
New	9
Total Form Requests	389
Total Print Orders Closed	757



RECORDS SECTION

	Main Office	South Office	Northwest Office	Northeast Office	Year Total
Citizens Served	30,810	3,270	13,043	12,984	79,250
Copies of Reports for the Public	3,353	254	383	321	4,311
Finger Prints	N/A	85	361	146	592
Copies of Traffic Crash Reports	748	540	269	323	1,880
Local Backgrounds	2,284	404	1,435	4,381	8,504
Faxed Requests	26	10	25	38	99
Screen Prints (CAD Calls)	4,416	294	459	2,828	7,997
NIBRS Reviews	2,483	76	436	3,742	6,703
Attorney Requests (copies)	1,053	61	291	68	1,476

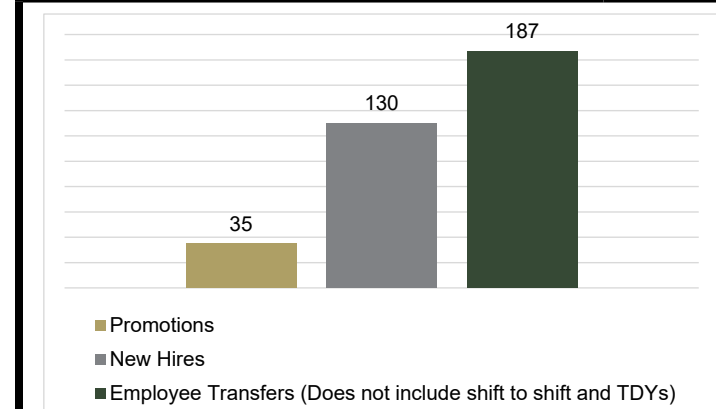
RISK MANAGEMENT

Employee Requests Processed (Includes: Insurance, Workers' Comp, FML, Restrictive Duty, FRS, Wellness, Deferred Comp, and retirees)	54,560
New Hire Orientations	156

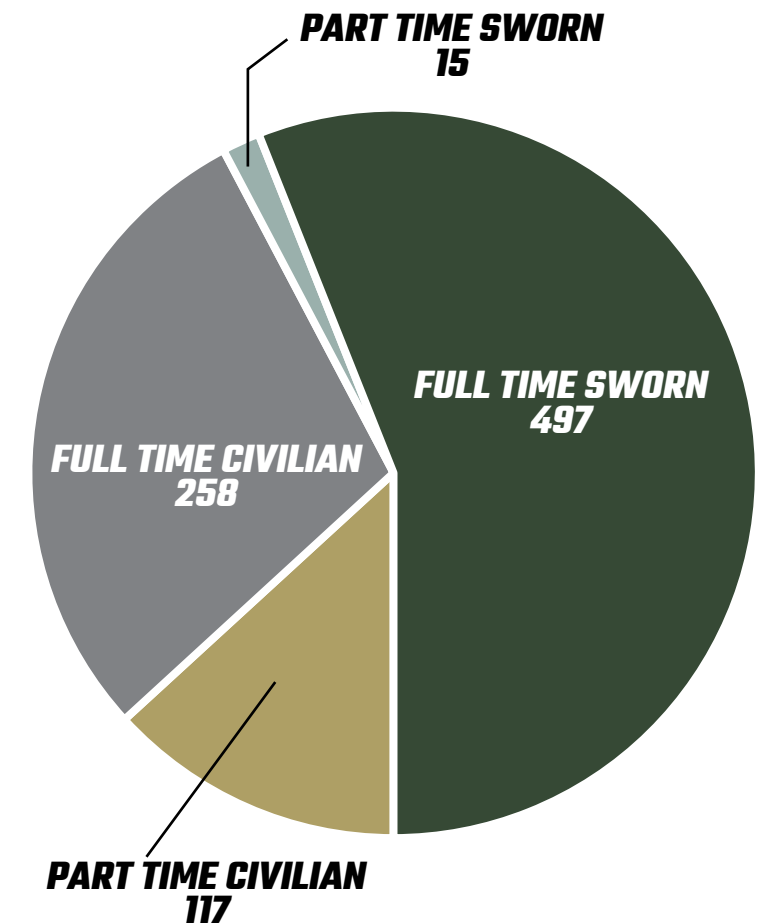
HUMAN RESOURCE

Applications Received and Reviewed (Does not include internal applications)	982
---	-----

Processed



PERSONNEL TOTALS



ST. JOHNS COUNTY SHERIFF'S OFFICE

4015 LEWIS SPEEDWAY, ST. AUGUSTINE, FLORIDA 32084 (904) 824-8304

VISIT OUR WEBSITE:
WWW.SJSO.ORG
AND FOLLOW US ON SOCIAL MEDIA



INTERNATIONALLY AND STATE ACCREDITED