

FCA

FIAT CHRYSLER AUTOMOBILES

SEDANS

MINIVANS/
CROSSOVERS

SPORT UTILITIES

TRUCKS/
COMMERCIAL

2017 BUYER'S GUIDE

CHRYSLER



DODGE



Jeep

RAM



GREEN
TECHNOLOGY

SAFETY &
SECURITY

ENGINES &
TRANSMISSIONS

CHRYSLER 300

DODGE
CHARGER

DODGE
CHARGER
PURSUIT

FIAT® 500

FIAT 500L

SEDANS



Our flagship Chrysler 300 sedan is all about **fuel-efficient performance, outstanding comfort and benchmark safety and security features.** Here, the **standard 3.6L Pentastar V6 and 8-speed automatic with its rotary shifter deliver a 31 est. highway mpg⁽⁸⁾** – exceptional numbers to boost bottom line figures. Inside, the five-occupant interior reflects recent improvements that address everything from door bolsters to brilliant and user-friendly touchscreen technology, now featuring a new cluster with a seven-inch Driver Information Display. Critical to fleets is safety and security. Chrysler 300 delivers standard Electronic Stability Control (ESC),⁽³⁾ and standard ParkView Rear Back-Up Camera,⁽⁵⁾ along with available assets like **SafetyTec Plus, Full-speed Forward Collision Warning with Active Braking,⁽¹²⁾ ParkSense Front/Rear Park Assist⁽⁵⁾ and LaneSense Lane Departure Warning with Lane Keep Assist.⁽²⁸⁾** With an all-wheel-drive (AWD) version and available **Livery Package (with front LED fog lamps and expanded Four-Year/150,000-Mile Protection Plan,⁽⁴⁾** and more), you get it all: **top-level occupant protection and superb performance.**

PRODUCT HIGHLIGHTS

Model lineup:

– 300 Limited, 300S, 300C, 300C Platinum, 300 Limited All-Wheel Drive (AWD), 300S AWD, 300C AWD and 300C Platinum AWD

3.6-liter Pentastar® V6 – Standard on all models

5.7-liter HEMI® V8 – Available (Rear-Wheel Drive (RWD) only, not available on 300 Limited)

8-speed Automatic transmission – Standard with V6 and V8

AWD with automatic front-axle disconnect – Available on 300 Limited, 300S, 300C and 300C Platinum Edition

Adaptive Cruise Control with Stop (ACC)⁽¹³⁾ – Available

Center console-mounted rotary shifter – Standard

Uconnect® 8.4-inch touchscreen systems with Apple CarPlay® (late availability) and Android Auto™ – Available

7-inch Thin Film Transistor (TFT) Driver Information Display (DID) – Standard

Integrated Voice Command⁽¹⁷⁾ with Bluetooth⁽⁷⁾ – Standard

Premium leather-wrapped heated steering wheels – Available

LED fog lamps – Available

Premium Nappa leather-trimmed heated seats – Standard

Keyless Enter 'n Go™/Remote Proximity Entry – Standard

Rear back-up camera with dynamic grid lines⁽⁵⁾ – Standard

Adaptive Bi-xenon High Intensity Discharge (HID) headlamps – Available

Large dual-pane panoramic sunroof – Available

Livery Package – Available

SAFETY & SECURITY

Active Front Head Restraints⁽¹⁾ – Standard

Advanced Brake Assist – Available

Advanced multistage driver and front-passenger air bags⁽²⁾ – Standard

Blind-Spot Monitoring (BSM)⁽⁵⁾ and Rear Cross-Path Detection System⁽⁵⁾ – Available

Driver's-side inflatable knee blocker air bag⁽²⁾ – Standard

Full-Speed Forward Collision Warning with Active Braking⁽¹²⁾ – Available

LaneSense® Lane Departure Warning with Lane Keep Assist⁽²⁸⁾ – Available

ParkSense® Front/Rear Park Assist System⁽⁵⁾ – Available

ParkView® Rear Back-Up Camera⁽⁵⁾ – Standard

Rain Brake Support, Brake Assist and Ready Alert Braking – Standard

Rain-sensing wipers – Available

SafetyTec™ Plus – Available on 300S, 300C and 300C Platinum RWD/AWD models

Supplemental front seat-mounted pelvic thorax air bags⁽²⁾ – Standard

Supplemental side-curtain air bags⁽²⁾ – Standard

Integrated Voice Command⁽¹⁷⁾ with Bluetooth⁽⁷⁾ – Standard





STANDARD ON ALL 2017 300 MODELS

- Active Front Head Restraints⁽¹⁾
- Air Bags⁽²⁾ – Advanced multistage driver and front-passenger
 - Driver’s-side inflatable knee blocker
 - Supplemental front-seat thorax side
 - Supplemental side-curtain for front and rear outboard occupants
- Air Conditioning – Automatic Dual-Zone Temperature Control and humidity sensor with air filtration system
- Battery – 730-amp, maintenance-free
- Brake Assist
- Capless Fuel Filler System with Interior Fuel-door Release
- Cargo Compartment Dress-up
- Child Seat Anchor System (LATCH)
- Chrome Headlamp Bezels – Black for 300S only
- Compact Spare Tire
- Console – Full-length with dual illuminated cup holders, 12-volt power outlet, coin holder, cell phone storage, dual USB charging ports for rear-seat passengers, and rear-seat A/C and heat outlets
- Defroster – Rear window
- Door Locks – Power, speed-sensitive, child-protection
- Driver Information Display (DID) – 7-inch, color, reconfigurable
- Electronic Stability Control (ESC)⁽³⁾
- Exhaust System – Dual rear exhaust with bright tips
- Floor Mats – Luxury front and rear
- Front-passenger Seat Belt Alert
- Fuel Tank – 18.5-gallon
- Glass – Solar-Control acoustic windshield, and front and rear windows
- Grille – Black grille with bright surround on 300 Limited, Black grille with Black Chrome surround on 300S, Granite Crystal grille with bright chrome surround on 300C, Black grille with Platinum surround on 300C Platinum
- Headlamps – Automatic, bifunctional halogen projector with LED DRLs
- Keyless Enter 'n Go™
- Mirrors – Driver and passenger illuminated front visor vanity; auto-dimming rearview mirror with microphone
- ParkView® Rear Back-Up Camera⁽⁵⁾
- Passenger Assist Handles – Front and illuminated rear
- Power Accessory – 12-volt located in center console with delay
- Rain Brake Support
- Seating – 60/40 split-folding rear bench with armrest and illuminated cup holders with leather-trimmed seating
- Sentry Key® Theft Deterrent System
- Shift Knob – Rotary, center console-mounted
- Speed Control
- Steering – Electric power steering
- Steering Wheel-mounted Audio Controls
- Temperature Display – Located in the 7-inch reconfigurable instrument cluster display and in the 8.4-inch Uconnect® touchscreen display
- Tip Start
- Tire Pressure Monitoring Display – Located in the 7-inch reconfigurable Driver Information Display (DID)
- Trunk Lid Release – Power; emergency inside
- Windows – Power driver and front-passenger 1-touch auto up/down, with anti-pinch feature and remote down
- Wipers – 2-speed variable/intermittent

POWERTRAINS

Engines	Transmissions	300 Limited	300S	300C	300C Platinum
3.6L Pentastar® V6 with Variable Valve Timing (VVT) 292 hp @ 6,350 rpm 260 lb-ft of torque @ 4,800 rpm	8-speed Automatic	S*		S*	S*
3.6L Pentastar V6 with VVT 300 hp @ 6,350 rpm 264 lb-ft of torque @ 4,800 rpm	8-speed Automatic		S*		
5.7L HEMI® V8 with Fuel Saver Technology 363 hp @ 5,200 rpm 394 lb-ft of torque @ 4,200 rpm	8-speed Automatic		O	O	O

S = Standard. O = Optional. *Available in All-Wheel Drive.

DIMENSIONS* / SPECIFICATIONS

Exterior			
Wheelbase		120.2	
Length		198.6	
Height (with 18-inch tires)		58.5	
Width		75.0	
Track (front/rear)		63.4/63.8	
Ground Clearance (with 18-inch tires)		4.7	
Turning Diameter (ft)		38.7	
Interior			
Front	– Head Room (with dual-pane sunroof)	36.9	
	– Head Room (without dual-pane sunroof)	38.6	
	– Leg Room	41.8	
	– Shoulder Room	59.5	
Rear	– Hip Room	56.2	
	– Head Room (with dual-pane sunroof)	36.9	
	– Head Room (without dual-pane sunroof)	37.9	
	– Leg Room	40.1	
	– Shoulder Room	57.7	
	– Hip Room	56.1	
Total Interior Volume (cu. ft.)		106.3	
EPA Luggage Compartment Volume (cu. ft.)		16.3	
EPA Interior Volume Index (cu. ft.)		122.6	
Fuel Tank Capacity (gal)		18.5	
EPA Fuel Economy est. mpg ¹ (city/highway)		RWD	AWD
	3.6L V6 (8-speed)	19/31	18/27
	5.7L V8		16/25

*All dimensions are in inches unless otherwise noted.

¹Based on 2016 EPA estimates, actual mileage may vary.

STANDARD FEATURES AND OPTIONS	300 Limited	300S	300C	300C Platinum	300 Limited AWD	300S AWD	300C AWD	300C Platinum AWD
3.6L Pentastar® V6 (ERB) Variable Valve Timing (VVT) with 8-speed Automatic transmission (DFL)	22F	22G	22T	22R	22F	22G	22T	22R
5.7L HEMI® V8 (EZH) VVT with Multi-Displacement System (MDS) Fuel Saver Technology and interactive Deceleration Fuel Shut-Off (iDFSO) with 8-speed Automatic transmission (DFK)		26G	26T	26R				
Mechanical Features								
Alternators – 160-amp (BAB)	•				•			
– 180-amp (BAD)		•	•	•		•	•	•
Battery – 730-amp, maintenance-free (BCN)	•	•	•	•	•	•	•	•
Brakes – 4-wheel disc antilock with vented front and solid rear discs (includes All-Speed Traction Control) (BR3)	•	•	•	•				
– Performance (available with 5.7L HEMI V8 engine) (BR5)		P	P	P	•	•	•	•
Engine Block Heater (NHK)	O	O	O	O	O	O	O	O
Exhaust System – Dual exhaust with bright exhaust tips (NER)	•	•	•	•	•	•	•	•
Fuel Filler System – Capless, with remote fuel-door release (JKD)	•	•	•	•	•	•	•	•
Fuel Tank – 18.5-gallon (NLQ)	•	•	•	•	•	•	•	•
Remote Keyless Enter 'n Go™ – Proximity entry and push-button ignition system (GXD)	•	•	•	•	•	•	•	•
Speed Control (NHM)	•	•	•	•	•	•	•	•
– Adaptive Cruise Control (ACC) with Stop ⁽¹³⁾ (included with SafetyTec™ Plus (ALP)) (NH3)		P	P	P		P	P	P
Sport Mode – Selectable Sport-tuned transmission shift points (includes steering wheel-mounted shift controls; included with 5.7L HEMI V8 engine) (XG8)		•	P	•		•		•
Steering – Electric (SBL)	•	•	•	•	•	•	•	•
Suspension – 4-wheel independent AWD suspension (SDA)					•	•	•	•
– 4-wheel independent comfort (SDG)	•		•					
– 4-wheel independent performance (included with 5.7L HEMI V8) (SDE)		•						
– 4-wheel independent touring (SDC)				•				
Tip Start System (XBN)	•	•	•	•	•	•	•	•
Exterior Features								
Badging – 300 Limited – Chrome finish (MVG)	•				•			
– 300S – Black finish (MWX)		•				•		
– 300C – Chrome finish (MVT)			•				•	
– 300C Platinum – Platinum finish (M3X)				•				•

Exterior Features, continued	300 Limited	300S	300C	300C Platinum	300 Limited AWD	300S AWD	300C AWD	300C Platinum AWD
– Alloy Edition Badging (included with 300S Alloy Edition (ASE)) (M1K)		P				P		
– All-wheel drive (AWD) (MSX)					•	•	•	
– Platinum AWD (M3Y)								•
– Liquid chrome wing badge with Black accent (MUH)		•				•		
– Liquid chrome wing badge with Blue accent (MU3)	•		•	•	•		•	•
– Liquid Titanium Chrome wing badge (included with 300S Alloy Edition (ASE)) (MZV)		P				P		
Cladding – Lower bodyside (MRB)	•	•	•	•	•	•	•	•
Door Handles – Body-color (MNK)	•	•			•	•		
– Bright (included with Livery Package (AZU)) (MNC)	P		•		P		•	
– Platinum (MNU)				•				•
Glass – Acoustic windshield (GAK) and front doors (GAP); solar-control front and rear windows (GAM)	•	•	•	•	•	•	•	•
Grille – Black grille with Black Chrome surround (MAJ)		•				•		
– Black grille with bright surround (MAG)	•				•			
– Black grille with Bronze surround (included with 300S Alloy Edition (ASE) and S Model Appearance Package (AEA)) (MAL)		P				P		
– Black grille with Platinum surround (MFH)				•				•
– Granite Crystal grille with Chrome surround (MKL)			•				•	
Headlamps – Adaptive Bi-xenon High Intensity Discharge (HID) with delay and automatic leveling system (included with 300S Premium Group 2 (AFF) and Light Group (ADA)) (LMQ)		P	P	•		P	P	•
– Auto High-Beam Headlamp Control (included with SafetyTec™ Plus (ALP)) (LM5)		P	P	P		P	P	P
– Automatic (LMG)	•	•	•	•	•	•	•	•
– Bifunction halogen projector with delay (LMC)	•	•	•	•	•	•	•	•
– Black headlamp bezels (MFA)		•				•		
– Chrome headlamp bezels (MFP)	•		•	•	•		•	•
– LED daytime running headlamps (LM5)	•	•	•	•	•	•	•	•
– LED fog lamps (included with Value Package (AAN), Driver Convenience Group (AJV), 300 Premium Group (ARL) or Livery Package (AZU)) (LNV)	P	•	•	•	P	•	•	•
– Premium SRT fog lamps (included with S Model Appearance Package (AEA)) (LNN)		P				P		

Exterior Features, continued	300 Limited	300S	300C	300C Platinum	300 Limited AWD	300S AWD	300C AWD	300C Platinum AWD
Mirrors – Auto tilt-down adjust (LEX) (when in Reverse; included with 300S Premium Group (AAA) and 300S Premium Group 2 (AFF))		P	•	•		P	•	•
– Blind-Spot Monitoring (BSM) ⁽⁵⁾ (XAN) and Rear Cross-Path Detection ⁽⁵⁾ (included with 300S Premium Group 2 (AFF), 300 Premium Group (ARL) and 300S Premium Group (AAA))	P	P	P	P	P	P	P	P
– Body-color (LEP)	•	•			•	•		
– Chrome (included with Livery Package (AZU)) (LEN)	P		•		P		•	
– Courtesy lamp (driver/passenger; included with 300S Premium Group 2 (AFF) and 300 Premium Group (ARL)) (LEC)	P	P	P	P	P	P	P	P
– E-Chromic auto-dimming (driver's side only; included with 300 Premium Group (ARL) and 300 Premium Group 2 (AFF)) (GNZ)	P	P	•	•	P	P	•	•
– Memory (driver seat, power pedals, power tilt/telescoping steering wheel, exterior mirrors and radio; included with 300S Premium Group 2 (AFF)) (LEW)		P	•	•		P	•	•
– Platinum (LEZ)				•				•
– Power-folding/multifunction (included with Livery Package (AZU)) (GUP)	F				F			
– Power/manual foldaway, heated (GTS)	•	•			•	•		
– Power/multifunction manual foldaway (GU4)			•	•			•	•
– Supplemental turn signal (driver-/passenger-side; a feature of the power multifunction mirror, included with 300S Premium Group 2 (AFF) and 300 Premium Group (ARL)) (LEB)	P	P	P	P	P	P	P	P
Tires – P225/60R18 BSW Touring (TW9)	•		•					
– P235/55R19 BSW All-Season (TPS)					O			
– P235/55R19 BSW All-Season Performance (TPR)					•	•	•	•
– P245/45R20 BSW All-Season Performance (included with 20-inch wheels (WFY)) (TVJ)		•	P	•				
– P245/45R20 BSW Performance (TVH)		O						
– Compact spare (TBG)	•	•	•	•	•	•	•	•
Wheels – 18-inch polished aluminum (WPC)	•		•					
– 19-inch Hyper Black aluminum (WSF)						•		
– 19-inch polished aluminum (WPY)					•		•	
– 19-inch polished aluminum with satin finish								•
– 19-inch Bronze aluminum (included with 300S Alloy Edition (ASE)) (WAD)						P		
– 20-inch Bronze aluminum (included with 300S Alloy Edition (ASE)) (WAC)		P						

Interior Features, continued	300 Limited	300S	300C	300C Platinum	300 Limited AWD	300S AWD	300C AWD	300C Platinum AWD
Memory System – Memory settings for 2 drivers for the driver’s seat, power steering column (when equipped), exterior mirrors and radio (included with power multifunction mirror on 300S Premium Group 2 (AFF) and 300S Premium Group (AAA) on 300S) (LEW)		P	•	•		P	•	•
Mirrors – Rearview, auto-dimming (GN5)	•	•	•	•	•	•	•	•
– Visor vanity, illuminated, driver and passenger sides (GNC)	•	•	•	•	•	•	•	•
Passenger Assist Handles – Front, with illuminated rear assist handles (CSR)	•	•	•	•	•	•	•	•
Pedals – Non-adjustable (XA8)	•	•	•	•	•	•	•	•
Power Accessory – 12-volt power outlets in center front (JKW) instrument panel, center console and back of center console, with delay feature (JKY)	•	•	•	•	•	•	•	•
Power Backlight Sunshade – (included with 300S Premium Group 2 (AFF); not available with Harman Kardon® Audio Group (AY1)) (JP9)		P	•			P	•	
Shift Knob – Rotary (CIG)	•	•	•	•	•	•	•	•
Speedometer – 140-mph (JCE)	•	•	•	•	•	•	•	•
– 160-mph (included with 5.7L HEMI® V8 (EZH) engine) (JCC)		P	P	P				
Steering Column – Manual tilt/telescoping (SUD)	•	•			•	•		
– Power tilt/telescoping with memory (included with 300S Premium Group 2 (AFF)) (SUB)		P	•	•		P	•	•
Steering Wheel – Heated (included with 300S Premium Group 2 (AFF)) (NHS)		P	•	•		P	•	•
– Leather-wrapped (SCV)	•	•			•	•		
– Luxury tu-tone leather-wrapped with chrome accent (SCK)				•				•
– Steering wheel-mounted audio controls (RDZ)	•	•	•	•	•	•	•	•
– Steering wheel-mounted shift controls (paddle shifters; included with 5.7L HEMI V8 (EZH) engine) (XBQ)		•	P	•		•		•
– Wood/leather-wrapped (SCW)			•				•	
Sunroof – Dual-pane panoramic full-power front and fixed rear, with 1-touch open/close feature (included with 300S Premium Group (AAA), Value Package (AAN)) (GWJ)	O/P	O/P	•	•	O/P	O/P	•	•
Temperature Display – Outside reading, with compass (LAH/JFA)	•	•	•	•	•	•	•	•
Seating								
– 8-way power driver and front-passenger seats with 4-way power lumbar adjuster (JRN)	•	•	•	•	•	•	•	•
– Heated front (included with leather-trimmed bucket seats; not included with cloth seats) (JPM)	•	•	•	•	•	•	•	•
– Heated 2 nd -row (included with 300S Premium Group 2 (AFF)) (JPZ)		P	•	•		P	•	•

Seating, continued	300 Limited	300S	300C	300C Platinum	300 Limited AWD	300S AWD	300C AWD	300C Platinum AWD
– Nappa and suede perforated leather-trimmed performance bucket seats (*KL)		0				0		
– Nappa leather-trimmed bucket seats (*TL)	•				•			
– Nappa leather-trimmed sport bucket seats (*DL)		•				•		
– Nappa leather-trimmed sport bucket seats with perforated inserts and accent stitching (included with 300S Premium Group 2 (AFF) and 300S Alloy Edition (ASE)) (*LL)		P				P		
– Nappa luxury perforated and quilted leather-trimmed bucket seats (*EL)				•				•
– Nappa perforated leather-trimmed bucket seats (*AL)			•				•	
– Premium leather interior trim: Poltrona premium leather-wrapped for the instrument panel, cluster brow, door upper and center console side panels (CD7)				0				0
– Premium leather interior trim: Premium Nappa leather-wrapped for the door armrest, door bolster and center console armrest				•				•
– Rear 60/40 split-folding rear bench seat with armrest and cup holders (CFN)	•	•	•	•	•	•	•	•
– Ventilated front seats (included with 300S Premium Group 2 (AFF), leather/suede leather-trimmed performance seat (*KL) or Alloy Edition leather-trimmed sport seat (*LL)) (CAJ)		P	•	•		P	•	•
Safety & Security								
Active Front Head Restraints ⁽¹⁾ (CBD)	•	•	•	•	•	•	•	•
Air Bags ⁽²⁾ – Advanced multistage driver and front-passenger (CG3)	•	•	•	•	•	•	•	•
– Driver’s-side inflatable knee bolster (CGY)	•	•	•	•	•	•	•	•
– Supplemental side-curtain for front and rear outboard occupants (CJ2)	•	•	•	•	•	•	•	•
Child Seat Anchor System (LATCH) – Mounts for 2 child seats in the 2 nd row help ease the installation of compatible aftermarket child seats	•	•	•	•	•	•	•	•
Electronic Stability Control (ESC) ⁽³⁾ – Includes Brake Assist (BNB)	•	•	•	•	•	•	•	•
Front-Passenger Seat Belt Alert (LAX)	•	•	•	•	•	•	•	•
Full-Speed Forward Collision Warning (FCW) with Active Braking ⁽¹²⁾ (included with SafetyTec™ Plus (ALP)) (LSU)		P	P	P		P	P	P
Hill Start Assist (BNG)	•	•	•	•	•	•	•	•
ParkView® Rear Back-Up Camera ⁽⁵⁾ (XAC)	•	•	•	•	•	•	•	•
Rain Brake Support	•	•	•	•	•	•	•	•
Ready Alert Braking (BHD)	•	•	•	•	•	•	•	•
Remote Start System (included with 300 Premium Group (ARL), Driver Convenience Group (AJV), Livery Package (AZU) and Value Package (AAN)) (XBM)	P	•	•	•	P	•	•	•

Safety & Security, continued	300 Limited	300S	300C	300C Platinum	300 Limited AWD	300S AWD	300C AWD	300C Platinum AWD
SafetyTec Plus – Includes Advanced Brake Assist, rain-sensing windshield wipers, LaneSense® Lane Departure Warning with Lane Keep Assist, ⁽²⁸⁾ Auto High-Beam Headlamp Control, Full-Speed FCW with Active Braking, ⁽¹²⁾ Adaptive Cruise Control (ACC) with Stop, ⁽¹³⁾ body-colored multifunction exterior mirrors with power, heat, auto-dimming driver’s mirror, supplemental turn signals and courtesy lamps; ParkSense® Front/Rear Park Assist ⁽⁵⁾ (requires Uconnect® 8.4 with Navigation (UAQ)) (ALP)		0	0	0		0	0	0
Security Alarm (LSA)	•	•	•	•	•	•	•	•
Sentry Key® Theft Deterrent System – Antitheft engine immobilizer (GXX)	•	•	•	•	•	•	•	•
Tire Pressure Monitoring Display – Located in the 7-inch reconfigurable Driver Information Display (XGM)	•	•	•	•	•	•	•	•
Uconnect® Multimedia								
Audio Systems – 19 premium speakers, with subwoofer and 900-watt amplifier (included with Harman Kardon® Audio Group (AY1); not available with power backlight sunshade) (RCA)			P	•			P	•
– 6 premium speakers with 276-watt digital amplifier (RCJ)			•				•	
– 6 premium speakers (RCG)	•				•			
– 10 BeatsAudio™ amplified speakers with 552-watt amplifier with subwoofer (packaged with BeatsAudio Group (AA5) and 300 Premium Group (ARL)) (RCP)	P	•			P	•		
– Uconnect 8.4 – AM/FM radio system with Apple CarPlay® (late availability) and Android Auto,™ CD/DVD/MP3 format capability, SiriusXM® Satellite Radio ⁽⁶⁾ with 1-year trial included, Integrated Voice Command ⁽¹⁷⁾ with Bluetooth, ⁽⁷⁾ 8.4-inch touchscreen for displaying music, climate controls and vehicle information, Bluetooth and Bluetooth Streaming Audio, Media Hub with audio jack and 2 USB ports (UAS)	•	•			•	•		
– Uconnect 8.4 – AM/FM radio system with CD/DVD/MP3 format capability, SiriusXM Satellite Radio ⁽⁶⁾ with 1-year trial included, Uconnect Access ⁽²⁷⁾ with 6-month trial included, Integrated Voice Command ⁽¹⁷⁾ with Bluetooth, ⁽⁷⁾ 8.4-inch touchscreen for displaying music, climate controls and vehicle information, Bluetooth and Bluetooth Streaming Audio, Media Hub with audio jack and 2 USB ports (RA3)	0	0			0	0		
– Uconnect 8.4 NAV – AM/FM radio system with navigation, CD/DVD/MP3 format capability, SiriusXM Satellite Radio ⁽⁶⁾ with 1-year trial included, Uconnect Access ⁽²⁷⁾ with 6-month trial included, Integrated Voice Command ⁽¹⁷⁾ with Bluetooth, ⁽⁷⁾ 8.4-inch touchscreen for displaying music, climate controls and vehicle information, Bluetooth and Bluetooth Streaming Audio, Media Hub with audio jack and 2 USB ports (RA4)	0	0	0	0	0	0	0	0
– Uconnect 8.4 with Navigation – AM/FM radio system with Apple CarPlay (late availability) and Android Auto, CD/DVD/MP3 format capability, SiriusXM Satellite Radio ⁽⁶⁾ with 1-year trial included, Integrated Voice Command ⁽¹⁷⁾ with Bluetooth, ⁽⁷⁾ 8.4-inch touchscreen for displaying music, climate controls and vehicle information, Bluetooth and Bluetooth Streaming Audio, Media Hub with audio jack and 2 USB ports (included with Value Package (AAN), Driver Convenience Group (AJV) and 300 Premium Group (ARL)) (UAQ)	P	0	•	•	P	0	•	•

	300 Limited	300S	300C	300C Platinum	300 Limited AWD	300S AWD	300C AWD	300C Platinum AWD
Uconnect® Multimedia, continued								
Integrated Voice Command ⁽¹⁷⁾ with Bluetooth ⁽⁷⁾ – Includes hands-free calling and Bluetooth Streaming Audio (XRB)	•	•	•	•	•	•	•	•
SiriusXM® Satellite Radio ⁽⁶⁾ (RS8)	•	•	•	•	•	•	•	•
Packages/Equipment Groups								
300 Premium Group – Includes power multifunction heated mirrors with Chrome caps, courtesy lamps, supplemental turn signals and auto-dimming driver’s mirror, LED fog lamps, Uconnect® 8.4 with Navigation, 10 premium BeatsAudio™ speakers with subwoofer and 552-watt amplifier, ParkSense® Front/Rear Park Assist, ⁽⁵⁾ Blind-Spot Monitoring (BSM) ⁽⁵⁾ and Rear Cross-Path Detection, ⁽⁵⁾ remote start and Universal Garage Door Opener, 5-year SiriusXM Traffic ⁽⁶⁾ and SiriusXM Travel Link ⁽⁶⁾ service (not available with Driver Convenience Group (AJV)) (ARL)	0				0			
300S Alloy Edition – Includes Alloy Edition floor mats, Alloy Edition grille and surround, liquid Titanium Chrome wing badge, Alloy Edition badging, Titanium exhaust tips, 20-inch Alloy Edition aluminum wheels, Piano Black and Titanium interior accents and Black and Caramel leather-trimmed seats with S embroidery on front seats (ASE)		0				0		
300S Premium Group – Includes dual-pane panoramic sunroof, power multifunction heated body-colored mirrors, courtesy lamps, supplemental turn signals and auto-dimming driver’s mirror, Uconnect 8.4 with Navigation, ParkSense Front/Rear Park Assist, ⁽⁵⁾ and BSM ⁽⁵⁾ and Rear Cross-Path Detection ⁽⁵⁾ (AAA)		0				0		
300S Premium Group 2 – Includes auto-adjust-in-Reverse exterior mirrors, auto-dimming exterior driver’s mirror, door sill scuff pads, trunk mat, driver’s and front-passenger footwell LED lamps, front and rear LED-illuminated map pockets, heated rear seats, heated steering wheel, power adjustable pedals with memory, power backlight sunshade, power tilt/telescoping steering column, memory for radio, driver’s seat and mirrors, BSM ⁽⁵⁾ and Rear Cross-Path Detection ⁽⁵⁾ (requires Black, Black/Sidney Grey with S Model Appearance Package (AEA) or Black/Caramel with 300S Alloy Edition (ASE) interior; requires 300S Premium Group (AAA)) (AFF)		0				0		
Driver Convenience Group – Includes Uconnect 8.4 with Navigation, front LED fog lamps, remote start and Universal Garage Door Opener (not available with 300 Premium Group (ARL) or Livery Package (AZU) on 300 Limited) (AJV)	0				0			
Harman Kardon® Audio Group – Includes 19 high-performance speakers, including subwoofer and 900-watt amplifier (rear sunshade is not available with this group) (AY1)			0				0	
Light Group – Adaptive Bi-xenon High Intensity Discharge (HID) headlamps with auto-leveling (ADA)			0				0	
Livery Package – Includes ParkView® Rear Back-Up Camera, ⁽⁵⁾ Universal Garage Door Opener, Remote Start System, front LED fog lamps, chrome power-folding multifunction mirrors, bright door handles, compact spare tire and 4-Year/150,000-Mile Added Care Protection ⁽⁴⁾ (AZU)	F				F			
S Model Appearance Package – Premium SRT® fog lamps, Alloy Edition grille and surround, body-color fascia and appliqué, lower grille closeout panels and rear body-color spoiler (300S RWD requires 5.7L HEMI® V8 engine) (AEA)		O/P				0		
Value Package – Includes dual-pane panoramic sunroof, LED fog lamps, Uconnect 8.4 with Navigation, Apple CarPlay® (late availability) and Android Auto, TM remote start and Universal Garage Door Opener (AAN)	0				0			

• = Included. P = Available within Package noted. O = Optional. F = Fleet only.



Dodge Charger features a sculpted exterior, outstanding comfort, and **benchmark-level safety and security features with over 80 safety and security features** available. Iconic in design and long respected for performance, the 2017 Charger carries on this tradition of excellence with **the best V6 in Dodge history – the 3.6-liter Pentastar V6 with Flex Fuel capability and Variable Valve Timing (VVT)**. Count on **top-of-the-line fuel economy – up to 31 hwy mpg⁽⁸⁾** – with the Pentastar mated to the TorqueFlite 8-speed Automatic transmission. For ultimate power, the legendary 5.7-liter HEMI V8 stands ready as an available powerplant, with all-wheel-drive versions available for Charger SE and SXT V6 models. The finishing touches include a supremely quiet interior, with quality backed by one of the most historic names in the business.

PRODUCT HIGHLIGHTS

3.6L Pentastar® Flex Fuel V6 engine with 292 hp @ 6,350 rpm, 260 lb-ft of torque @ 4,800 rpm – Standard
With 300 hp – Included with available Rallye Group

Legendary 5.7L HEMI® V8 with Fuel Saver Technology and Variable Valve Timing (VVT) – Available

6.4L HEMI V8 with Fuel Saver Technology and VVT – Available

TorqueFlite® 8-speed Automatic transmission with E-shifter – Standard for V6 and V8

Tip Start Ignition – Standard

Uconnect® 8.4-inch touchscreen systems with Apple CarPlay® (late availability) and Android Auto™ – Available

7-inch Thin Film Transistor (TFT) Reconfigurable Digital Gauge Cluster

Lane Departure Warning with Lane Keep Assist⁽²⁸⁾ – Available

Advanced Brake Assist⁽⁵⁾ – Standard

Adaptive Cruise Control (ACC) with Stop⁽¹³⁾ – Available

Full-Speed Forward Collision Warning (FCW) with Active Braking⁽¹²⁾ – Available

Navigation/Rear Back-Up Camera⁽⁵⁾ Group – Available

Tire Pressure Monitoring System – Standard

Heated steering wheel – Available

Electronic Power Steering – Standard

Heated front seats – Available

Heated rear seats – Available

Ventilated front seats – Available

Capless fuel filler system with interior release – Standard

BeatsAudio™ Group – 10 premium speakers and a 552-watt amplifier with subwoofer – Available

All-Wheel Drive (AWD) – Available on SE and SXT V6 models



SAFETY & SECURITY

Brake-Park Interlock – Standard

Advanced multistage driver and front-passenger air bags⁽²⁾ – Standard

Supplemental side-curtain air bags⁽²⁾ for front and rear outboard occupants – Standard

Supplemental front-seat-mounted pelvic-thorax air bags⁽²⁾ – Standard

Electronic Stability Control (ESC)⁽³⁾ – Standard

Remote Keyless Enter 'n Go™/Illuminated Entry – Standard

Power adjustable pedals with memory – Available

Rain-sensing windshield wipers – Available

Active head restraints⁽¹⁾ – Standard

Blind-Spot Monitoring (BSM)⁽⁵⁾ and Rear Cross-Path Detection⁽⁵⁾ Systems – Available

ParkSense® Rear Park Assist System⁽⁵⁾ – Available

ParkView® Rear Back-Up Camera⁽⁵⁾ – Available

Ready-Alert Braking – Standard

Rain Brake Support – Standard

Front-passenger Seat Belt Alert – Standard



STANDARD ON ALL 2017 CHARGER MODELS

- Acoustic Windshield and Front-door Glass
- Active Head Restraints⁽¹⁾
- Air Filtering
- Automatic Headlamps
- Battery – 730-amp maintenance-free
- Brake-Park Interlock
- Capless Fuel Filler System with Interior Fuel Door Release
- Cargo Compartment Dress-up with Cargo Net
- Center Console with 12-volt Power Outlet
- Child Seat Upper Tether Anchors (LATCH)
- Dual Exhaust System
- Electronic Power Steering
- Electronic Speed Control
- Electronic Stability Control (ESC)⁽³⁾
- Front and Rear Floor Mats
- Front and Rear Solar-Control Glass
- Front Driver and Passenger Advanced Multistage Air Bags⁽²⁾
- Full-length Floor Console
- Hill Start Assist
- Illuminated Front Cup Holders
- Illuminated Rear Assist Handles
- Keyless Enter 'n Go™
- Leather-wrapped Steering Wheel and Shift Knob
- Outside Temperature Display
- Power Driver and Front-passenger 1-touch Automatic Up/Down Windows
- Power Trunk Lid Release
- Rain Brake Support
- Ready Alert Braking
- Rear 60/40 Split-folding Seats
- Rear Reading and Courtesy Lights
- Rear Window Defroster
- Remote Proximity Keyless Entry
- Seat Belt Alert – Front-passenger
- Sentry Key® Antitheft Engine Immobilizer
- Seven-inch TFT Reconfigurable Digital Gauge Cluster
- Speed-sensitive Door Locks
- Steering Wheel-mounted Audio Controls
- Sun Visors with Illuminated Vanity Mirrors
- Supplemental Front-seat Side Air Bags⁽²⁾
- Supplemental Side-curtain Air Bags⁽²⁾
- Tip Start Ignition
- Tire Pressure Monitoring System
- TorqueFlite 8-speed Transmission
- Trailer Sway Damping
- Variable/Intermittent Wipers

POWERTRAINS

Engines	Transmissions	Charger SE	SXT	R/T	R/T Scat Pack
3.6L Pentastar® V6 DOHC Variable Valve Timing (VVT) engine 292 hp @ 6,350 rpm 260 lb-ft of torque @ 4,800 rpm	TorqueFlite® 8-speed Automatic	O	S		
3.6L Pentastar V6 300 hp @ 6,350 rpm 264 lb-ft of torque @ 4,800 rpm	TorqueFlite 8-speed Automatic with E-shifter with the Rallye Group		O		
5.7L HEMI® V8 370 hp @ 5,250 rpm 395 lb-ft of torque @ 4,200 rpm	TorqueFlite 8-speed Automatic with E-shifter			S	
6.4L HEMI V8 485 hp @ 6,000 rpm 475 lb-ft of torque @ 4,200 rpm	TorqueFlite 8HP70 Performance 8-speed Automatic with E-shifter				S

S = Standard. O = Optional.

DIMENSIONS⁽¹⁾/SPECIFICATIONS

Exterior	
Wheelbase	120.2 (120.4 R/T Scat Pack)
Length	198.4 (200.8 R/T Scat Pack)
Height	58.5 (to shark fin antenna tip)
Width	75.0
Track (front/rear)	63.4/63.8
Ground Clearance	SE/SXT 4.9, R/T 5.4, R/T Scat Pack 4.57
Turning Diameter (ft)	37.7 RWD/38.7 AWD
Fuel Tank Capacity (gal)	18.5
EPA Fuel Economy est. mpg ⁽²⁾ (city/highway)	– 3.6L V6 RWD/AWD (8-speed) 19/31 / 18/27
	– 5.7L V8 RWD/AWD 16/25 / 15/23
	– 6.4L V8 RWD 15/25
Interior	
Front	– Head Room (with sunroof) 38.6 (36.9)
	– Leg Room 41.8
	– Shoulder Room 59.5
	– Hip Room 56.2
Rear	– Head Room (with sunroof) 36.6 (36.6)
	– Leg Room 40.1
	– Shoulder Room 57.9
	– Hip Room 56.1
Total Passenger Volume (cu. ft.)	104.7
Cargo Room (cu. ft.)	– With rear seats up 16.5
Total Interior Volume (cu. ft.)	120.8

⁽¹⁾All dimensions are in inches unless otherwise noted. ⁽²⁾2016 EPA estimates. Actual mileage may vary.

	SE	SXT	R/T	R/T Scat Pack	SE AWD	SXT AWD
Engines	Transmissions					
3.6L Pentastar® Variable Valve Timing (VVT) V6 (ERB)	2DG	2DH	2DN	2DW	2DG	2DH
5.7L HEMI® VVT V8 (EZH) with MDS Fuel Saver Technology and interactive Deceleration Fuel Shut-Off (iDFSO)	29G	29H			28G	28H
6.4L HEMI V8 (ESG) with Fuel Saver Technology and VVT			29N			
				21W		
Mechanical Features						
All-wheel drive (AWD) with active transfer case and front axle disconnect					•	•
Alternator – 160-amp (BAB)	•				•	
– 180-amp (BAD)		•	•			•
– 220-amp (BAJ)				•		
Battery – 730-amp maintenance-free (BCN)	•	•	•		•	•
Brake Assist (BGE)	•	•	•	•	•	•
– Advanced Brake Assist ⁽⁵⁾ (BGG) (included with Technology Group (ADG) or Premium Group (AC9), AWD Premium Group (AZ6) on AWD models)		P	P	P		P
Brakes – Brembo® 4-piston high-performance package (BR4)				•		
– 4-wheel antilock disc with vented front and solid rear discs, and All-Speed Traction Control (BR3)	•	•				
– Performance 4-wheel antilock disc with vented front and rear discs, and All-Speed Traction Control (included with AWD) (BR5)			•		•	•
Electronic Stability Control (ESC) ⁽³⁾ (BNB)	•	•	•	•	•	•
– 3-mode ESC ⁽³⁾ (BNC)		P		•		
Engine Block Heater (NHK)	0	0	0	0	0	0
Engine Controller – Base (NZE)	•	•	•		•	•
– High-speed (NZ5)				•		
Engine Cooling – Severe Duty II (XDL)				•		
– Standard-duty (NMB)	•	•	•		•	•
Remote Start System (XBM) (included with Travel and Safety Group (AF1), Leather Interior Group (AJD), Popular Equipment Group (AJY))	P	•		•		•
Sport Mode 2 (XG8) (requires steering wheel-mounted paddle shifters; included with Rallye Group (ASC))		P		•		
Steering – Electric (SBL)	•	•	•	•	•	•

	SE	SXT	R/T	R/T Scat Pack	SE AWD	SXT AWD
Mechanical Features, continued						
Suspension – 4-wheel Touring (SDX) independent front and rear with rear stabilizer bar (SDC)	•	•			•	•
– High-performance				•		
– Performance (SDD) independent front and rear with stabilizer (included with 20-inch Wheel Sport Appearance Group (AAQ), Premium Group (AC9) and Rallye Appearance Group (ASC))		P	•			
– Sport independent front and rear with stabilizer (SDE)						
Tip Start (XBN)	•	•	•	•	•	•
Exterior Features						
Antennas – Integrated into rear window for AM/FM radio (RDL)	•	•	•	•	•	•
– Integrated into roof shark fin for satellite radio/Navigation (JLP)	•	•	•	•	•	•
Door Handles – Body-color (MNK)	•	•	•	•	•	•
Exhaust System – Dual with bright tips (NEL)	•	•			•	•
– Performance dual with bright tips (NEA)			•	•		
Fuel Filler – Capless with remote fuel door release (XJM)	•	•	•	•	•	•
Fuel Tank – 18.5-gallon (NLQ)	•	•	•	•	•	•
Glass – Acoustic windshield (GAK) and front side (GAP)	•	•	•	•	•	•
– Solar-Control front and rear (GAM)	•	•	•	•	•	•
Grille – Gloss Black with Gloss Black crosshairs (MAE)		•	•			•
– Gloss Black with Satin Chrome crosshairs (MAD)	•				•	
– SRT® inspired Black with honeycomb grid pattern (MFN)				•		
Headlamps – Auto High-Beam Headlamp Control (LMS) (included with Premium Group (AC9) or Technology Group (ADG), AWD Premium Group (AZ6) on AWD models)		P	P	P		P
– Automatic (LMG)	•	•	•	•	•	•
– Bifunctional halogen projector with LED accents (LMC)	•	•	•	•	•	•
– Bifunctional High Intensity Discharge (HID) projector with LED accents (included with Plus Group (AAY), Premium Group (AC9) or Driver Confidence Group (AJV)) (LPQ)		P	P	P		
– Dedicated daytime (LM5)	•	•	•	•	•	•
– LED fog lamps (LNV)	•	•	•		•	•
– Projector LED fog lamps (LNJ)				•		
Mirrors – Body-color, manual folding, power adjusting	•				•	•
– Body-color, manual folding, power adjusting, heated		•	•			
– Body-color, manual folding, power adjusting, heated, driver’s-side auto-dimming with memory and auto-adjust-in-Reverse				•		

Exterior Features, continued	SE	SXT	R/T	R/T Scat Pack	SE AWD	SXT AWD
– Body-color, manual folding, power adjusting, heated, driver’s-side auto-dimming with memory, auto-adjust-in-Reverse, courtesy lamps, and Blind-Spot Monitoring (BSM) ⁽⁵⁾ and Rear Cross-Path Detection ⁽⁵⁾ (included with Technology Group (ADG) or Premium Group (AC9), AWD Premium Group (AZ6) on AWD models)		P	P	P		P
– Body-color, manual folding, power adjusting, heated, driver’s-side auto-dimming with memory, courtesy lamps, and BSM ⁽⁵⁾ (XAN) and Rear Cross-Path Detection ⁽⁵⁾ (XAN) (included with Travel and Safety Group) (AF1)	P					
Spoiler – Matte Black (included with Blacktop Package (ADX)) (MXP)	P	P	P	•		
– Rear, body-color (MXX) (included with Sport Appearance Group (AGG) or Rallye Appearance Group (ASC))	P	P	•			P
Sunroof – Power, with 1-touch open/close feature (included with Power Sunroof Group (AD1)) (GWA)	P	O	O		O	O
Tires – P215/65R17 BSW Low Rolling Resistance All-Season Touring (TVW)	•					
– P235/55R18 All-Season Performance (TSG)		•				
– 235/55R19 BSW All-Season Performance (TPR)						•
– P235/55R19 BSW All-Season Performance (TPS)					•	O
– 245/45ZR20 BSW Performance (must have Super Track Pack (AWD) on SXT)			O	O		
– P245/45R20 BSW All-Season Performance (included with Plus Group (AAY), Premium Group (AC9), Blacktop Package (ADX) or Rallye Group (ASC)) (TVJ)	P	P	•			
– P245/45ZR20 All-Season Performance (included with Super Track Pack (AWD)) (TR9)		P		•		
– Spare, compact (included with Plus Group (AAY), Premium Group (AC9), Blacktop Package (ADX) or Rallye Group (ASC)) (TBC)	P	P	O/P			
– Spare, compact (TBG)	•	•				
Wheels – 17-inch painted aluminum (WF5)	•					
– 18-inch painted aluminum (WK1)		•				
– 19-inch polished and painted aluminum (WBJ)					•	•
– 19-inch painted aluminum (included with Rallye Group (ASC))						P
– 20-inch forged lightweight painted aluminum (WRT)					O	
– 20-inch painted aluminum (WSA) (included with Plus Group (AAY))		P	•			
– 20-inch painted HyperBlack aluminum (WSQ) (included with Rallye Group (ASC) on SXT)		P	O			
– 20-inch Gloss Black aluminum wheel (WSV) (included with Blacktop Package (ADX))		P	P			
– 20-inch polished aluminum with Black pockets and Satin Finish (WR2)				•		
– 20-inch polished and painted aluminum (WSS) (included with Premium Group (AC9))		P	P			
– 20-inch polished Classic II aluminum (WHD)			O			

	SE	SXT	R/T	R/T Scat Pack	SE AWD	SXT AWD
Exterior Features, continued						
Windows – Power with driver’s and front-passenger 1-touch auto up/down, antipinch feature (JP3)	•	•	•	•	•	•
Wipers – Rain-sensing (JHC) (included with Technology Group (ADG) and Premium Group (AC9), All-Wheel Drive (AWD) Premium Group (AZ6) on AWD models)		P	P	P		P
– Variable/intermittent (JHA)	•	•	•	•	•	•
Interior Features						
Air Conditioning – Dual-Zone Automatic Temperature Control with humidity sensor (HAF)		•	•	•		•
– Dual-Zone Manual Temperature Control (HAD)	•				•	
Air Filtering (JMA)	•	•	•	•	•	•
Assist Handles – Illuminated rear assist handles (CSS)	•	•	•	•	•	•
– Passenger-side (CSR)	•	•	•	•	•	•
Cargo – Cargo net (CKR) and cargo compartment dress-up (CKM)	•	•	•	•	•	•
Cup Holders – Illuminated front (CWP)	•	•	•	•	•	•
– Illuminated rear (CXB) (included with Leather Interior Group (AJD), Plus Group (AAY) and Premium Group (AC9), AWD Premium Group (AZ6) and AWD Plus Group (AZ5); optional Nappa leather-/suede-trimmed seats (*GQ))	P	P	P	P	P	P
Defroster – Rear window (GFA)	•	•	•	•	•	•
Door Locks – Power, speed-sensitive (JPH)	•	•	•	•	•	•
Electronic Vehicle Information Center (EVIC) – Reconfigurable digital gauge cluster (JAY)	•	•	•	•	•	•
Floor Console – Full-length, includes rear climate control outlets, storage and 12-volt power supply (JAT)	•	•	•	•	•	•
Floor Mats – Front and rear (CLA)	•	•	•	•	•	•
Instrument Cluster with Tachometer (JAY)	•	•	•	•	•	•
Interior Accents – Dark Brushed II (XTP)	•				•	
– Hectic Mesh (ATQ)		•	•	•		•
Lighting, Interior – Driver and passenger lower ambient LED lamps (LBL) (included with Plus Group (AAY) and Premium Group (AC9))		P	P			
– Front and rear LED map pockets (LBU)		•	•	•		•
– Front and rear reading lamps, with map and courtesy lamps (LBG/LBH)	•	•	•	•	•	•
– Front overhead LED lighting (LBT)	•	•	•	•	•	•
– Glove box (LBC)	•	•	•	•	•	•
– Trunk lamp (LDC)	•	•	•	•	•	•

Interior Features, continued	SE	SXT	R/T	R/T Scat Pack	SE AWD	SXT AWD
Memory System – Includes driver’s seat, radio presets and exterior mirrors (LEW) (included with Plus Group (AAY), Premium Group (AC9) and Technology Group (ADG), Leather Interior Group (AJD), All-Wheel Drive (AWD) Premium Group (AZ6) and AWD Plus Group (AZ5))	P	P	P	•	P	P
Mirrors – Auto-dimming rearview with microphone (GN5)		•	•	•		•
– Rearview day/night (GR4)	•				•	
– Visor vanity, illuminated, driver and passenger sides (GNC)	•	•	•	•	•	•
Power Adjustable Pedals with Memory (XAM) (included with Technology Group (ADG), Premium Group (AC9) and AWD Premium Group (AZ6))		P	P			P
Power Outlets – 12-volt, located in front shifter area, center console and rear of center console (JJJ/JKW)	•	•	•	•	•	•
Shift Knob – Leather-wrapped (CVW)	•	•	•	•	•	•
Speed Control – Adaptive Cruise Control (ACC) with Stop ⁽¹³⁾ (NH3) (included with Technology Group (ADG))		•	•	P		•
– Electronic, steering wheel-mounted (NHM)	•	•	•	•	•	•
Speedometer – 140-mph (JCE)	•	•			•	•
– 160-mph (JCC)			•			
– 180-mph (JCG)				•		
Steering Column – Power tilt/telescoping (SUB) (included with Technology Group (ADG), Premium Group (AC9) and AWD Premium Group (AZ6))		P	P			P
– Tilt/telescoping (SUE)	•	•	•	•	•	•
Steering Wheel – Heated steering wheel (NHS) (included with Leather Interior Group (AJD), Plus Group (AAY), Premium Group (AC9), AWD Plus Group (AZ5) and AWD Premium Group (AZ6))	P	P	P	•	P	P
– Leather-wrapped (SCC)	•	•	•	•	•	•
– With mounted audio controls (RDZ)	•	•	•	•	•	•
– With mounted paddle shifters (XBQ) (included with Rallye Group (ASC))		P		•		P
Temperature Display – Outside, located in EVIC (LAH)	•	•	•		•	•
Trunk Lid Release – Power (JPC)	•	•	•	•	•	•
Universal Garage Door Opener – Programmable, 3-function remote for garage door, home lighting or security devices (XGD) (included with Power Sunroof Group (AD1))	P	•	•	•	P	•

	SE	SXT	R/T	R/T Scat Pack	SE AWD	SXT AWD
Uconnect® and Audio						
Audio Systems – 6 speakers (RCG)	•				•	
– 6 premium speakers (RCJ)		•	•	•		•
– 10 amplified speakers with 552-watt amplifier and subwoofer (RCP) (included with BeatsAudio™ Group (AA5), Premium Group (AC9), Rallye Group (ASC) and AWD Premium Group (AZ6))		P	P	P		P
Dual Remote Charging USB Port (RS4)	•	•	•	•	•	•
Integrated Uconnect Voice Command ⁽⁷⁾ (XRB)	•	•	•	•	•	•
SiriusXM® Satellite Radio ⁽⁶⁾ – Includes 1-year trial subscription (RS8)	0	•	•	•	0	•
Uconnect – 5.0 AM/FM/Bluetooth® (RA2)	•				•	
Uconnect 8.4 – AM/FM radio system with Apple CarPlay® (late availability) and Android Auto™ CD/DVD/MP3 format capability, SiriusXM Satellite Radio ⁽⁶⁾ with 1-year trial subscription included, Integrated Voice Command ⁽¹⁷⁾ with Bluetooth, 8.4-inch touchscreen for displaying music, climate controls and vehicle information, Bluetooth and Bluetooth Streaming Audio, Media Hub with audio input jack and 2 USB ports (UAS)		•	•	•		•
Uconnect 8.4 – AM/FM/SiriusXM ⁽⁶⁾ /HD/Bluetooth/Access (RA3)			0	0		0
Uconnect 8.4 NAV – AM/FM/SiriusXM ⁽⁶⁾ /HD/Bluetooth/Access/Navigation (RA4) (must have Premium Group (AC9) on SXT and R/T, AWD Premium Group (AZ6) on AWD SXT)		0	0	0		0
Uconnect 8.4 with Navigation – AM/FM radio system with Apple CarPlay (late availability) and Android Auto, CD/DVD/MP3 format capability, SiriusXM Satellite Radio ⁽⁶⁾ with 1-year trial subscription included, Integrated Voice Command ⁽¹⁷⁾ with Bluetooth, 8.4-inch touchscreen for displaying music, climate controls and vehicle information, Bluetooth and Bluetooth Streaming Audio, Media Hub with audio input jack and 2 USB ports (included with Premium Group (AC9), AWD Premium Group (AZ6) and Navigation/Rear Back-Up Camera ⁽⁵⁾ Group (AMN)) (UAQ)		P	P	0		P
Uconnect Access ⁽²⁷⁾ – Requires Uconnect 8.4 radios		•	•	•		•
Seating and Trim						
Seats, Front – Cloth-trimmed low-back bucket (*BB)	•				•	
– Performance cloth with embroidered Scat Pack logo and Tungsten accent stitching (*W7)				•		
– Sport cloth-trimmed bucket (*BP)		•	•			•
– Non-metallic leather-trimmed bucket seats (*AK) (must have Plus Group (AA5), Premium Group (AC9), AWD Plus Group (AZ5) or AWD Premium Group (AZ6))		0	0			0
– Nappa leather trim with Alcantara® suede bolsters, accent stitching and Alcantara perforated suede inserts with embroidered Scat Pack logo (*GQ)				0		
– Sport leather-trimmed bucket seats (*AP) (must have Plus Group (AA5) and Premium Group (AC9), AWD Plus Group (AZ5), AWD Premium Group (AZ6) and Leather Interior Group (AJD))	0	0	0		0	0

	SE	SXT	R/T	R/T Scat Pack	SE AWD	SXT AWD
Seating and Trim, continued						
– 6-way power driver’s (JPS)	•					
– 8-way power driver’s (JPR) (included with Comfort Seating Group (AFD))	P	•	•		P	•
– 8-way power driver’s and front-passenger (JPT)				•		
– Power 4-way driver’s lumbar adjuster (JPV) (included with Comfort Seating Group (AFD))	F	•	•		F	•
– Power 4-way driver’s and passenger lumbar adjuster (JRN)				•		
– Heated front seats (JPM) (included with Comfort Seating Group (AFD) and Leather Interior Group (AJD))	P	•	•	•	P	•
– Heated rear seats (JPZ) (included with Leather Interior Group (AJD), Premium Group (AC9), Plus Group (AAY), All-Wheel Drive (AWD) Premium Group (AZ6), AWD Plus Group (AZ5) and Nappa leather/suede trimmed seats (*GQ))	P	P	P	P	P	P
– Ventilated front seats (CAJ) (included with Leather Interior Group (AJD), Premium Group (AC9), Plus Group (AAY), AWD Premium Group (AZ6), AWD Plus Group (AZ5) and Nappa leather-/suede-trimmed seats (*GQ))	P	P	P	P	P	P
Seat, Rear – 60/40 split-folding with armrest and cup holders (CFN)	•	•	•	•	•	•
Safety & Security						
Active Head Restraints ⁽¹⁾ (CBD)	•	•	•	•	•	•
Air Bags ⁽²⁾ – Advanced multistage front ⁽²⁾ (CG3)	•	•	•	•	•	•
– Supplemental front-seat-mounted side ⁽²⁾ (CJ1)	•	•	•	•	•	•
– Supplemental side-curtain ⁽²⁾ for front and rear outboard occupants (CJ2)	•	•	•	•	•	•
Blind-Spot Monitoring (BSM) ⁽⁵⁾ with Rear Cross-Path Detection ⁽⁵⁾ (XAN) (included with Travel and Safety Group (AF1), Premium Group (AC9), AWD Premium Group (AZ6), Technology Group (ADG) and Driver Confidence Group (AJV))	P/F	P	P	P/F	P	P
Brake Assist (BGE)	•	•	•	•	•	•
Brake-Park Interlock (XSL)	•	•	•	•	•	•
Full-speed Forward Collision Warning (FCW) with Active Braking ⁽¹²⁾ (LSU) (included with Premium Group (AC9), AWD Premium Group (AZ6) and Technology Group (ADG))		P	P	P		P
Hill Start Assist (BNG)	•	•	•	•	•	•
LaneSense® Lane Departure Warning with Lane Keep Assist ⁽²⁸⁾ (LAS) (included with Technology Group (ADG), Premium Group (AC9) and AWD Premium Group (AZ6))		P	P	P	P	P
ParkSense® Rear Park Assist ⁽⁵⁾ System (XAA) (included with Popular Equipment Group (AJY), Plus Group (AAY), Premium Group (AC9), Driver Confidence Group (AJV), Popular Equipment Group (AJY), AWD Plus Group (AZ5) and AWD Premium Group (AZ6))	P	P	P	•	P	P
ParkView® Rear Back-Up Camera ⁽⁵⁾ (XAC) (included with Driver Confidence Group (AJV), Navigation/Rear Back-Up Camera ⁽⁵⁾ Group (AMN), Plus Group (AAY), Premium Group (AC9), AWD Plus Group (AZ5) and AWD Premium Group (AZ6))		P	P	•		P

	SE	SXT	R/T	R/T Scat Pack	SE AWD	SXT AWD
Safety & Security, continued						
Rain Brake Support (BHC)	•	•	•	•	•	•
Ready-Alert Braking (BHD)	•	•	•	•	•	•
Remote Keyless Enter 'n Go™ (GXD)	•	•	•	•	•	•
Seat Belt Alert – Front-passenger (LAX)	•	•	•	•	•	•
Security Alarm (LSA)	•	•	•	•	•	•
Sentry Key® Antitheft Engine Immobilizer (GXX)	•	•	•	•	•	•
Tire Pressure Monitoring System (XGM)	•	•	•	•	•	•
Packages/Equipment Groups						
All-Wheel Drive (AWD) Premium Group (AZ6) – Includes Sport leather-trimmed ventilated seats, power 12-way driver and passenger seats with lumbar adjuster, heated rear seats, heated steering wheel, rear-seat armrest with storage and illuminated cup holders, power tilt/telescoping steering column, auto-dimming exterior driver's mirror, power, heated memory mirrors with manual foldaway, auto-adjust-in-Reverse exterior mirrors, memory system (driver's seat, mirrors and radio), rain-sensing windshield wipers, bifunctional HID projector headlamps, security alarm, Full-speed Forward Collision Warning (FCW) with Active Braking, ⁽¹²⁾ Adaptive Cruise Control (ACC) with Stop, ⁽¹³⁾ ParkSense® Rear Park Assist ⁽⁵⁾ System, ParkView® Rear Back-Up Camera, ⁽⁵⁾ Blind-Spot Monitoring (BSM) ⁽⁵⁾ and Rear Cross-Path Detection, ⁽⁵⁾ Uconnect® 8.4 with Navigation, 10 speakers with subwoofer and 552-watt amplifier						0
AWD Plus Group (AZ5) – Includes Sport leather-trimmed, ventilated seats, 12-way power driver and passenger seats with lumbar adjuster, heated rear seats, rear-seat armrest with storage and illuminated cup holders, driver and passenger lower LED lamps, memory system (driver's seat, mirrors and radio), heated steering wheel, power, heated memory mirrors with manual foldaway, auto-adjust-in-Reverse exterior mirrors, bifunctional HID projector headlamps, security alarm, ParkSense Rear Park Assist ⁽⁵⁾ System and ParkView Rear Back-Up Camera ⁽⁵⁾						0
BeatsAudio™ Group (AA5) – Includes 10 speakers with subwoofer and 552-watt amplifier			0	0		
Blacktop Package (ADX) – Includes Satin Black rear spoiler, Gloss Black fascia appliqué, Black exterior badging, Gloss Black 20-inch aluminum wheels, Gloss Black instrument panel and cluster accents, performance steering wheel with Black paddle shifters and premium floor mats with Tungsten stitching	0	0	0			
Comfort Seating Group (AFD) – Includes Sport cloth heated seats and power 12-way driver's seat with lumbar adjuster	F				F	
Driver Confidence Group (AJV) – Includes auto-dimming exterior driver's mirror, power, heated memory mirrors with manual foldaway, exterior mirrors with courtesy lamps, memory system (driver's seat, mirrors and radio), auto-adjust-in-Reverse exterior mirrors, ParkSense Rear Park Assist ⁽⁵⁾ System, BSM ⁽⁵⁾ and Rear Cross-Path Detection ⁽⁵⁾ systems		0	0	0		0

Packages/Equipment Groups, continued	SE	SXT	R/T	R/T Scat Pack	SE AWD	SXT AWD
Leather Interior Group (AJD) – Includes Sport leather-trimmed heated and ventilated seats, illuminated rear cup holders, power 12-way driver’s seat with lumbar adjuster, memory system for seats and mirrors, heated steering wheel and remote start	F				F	
Navigation/Rear Back-Up Camera ⁽⁵⁾ Group (AMN) – Includes GPS Navigation, Uconnect® 8.4 with Navigation, AM/FM, SiriusXM® Satellite Radio ⁽⁶⁾ with Bluetooth®, HD radio, SiriusXM Travel Link, ⁽⁶⁾ SiriusXM Traffic, ⁽⁶⁾ ParkView® Rear Back-Up Camera ⁽⁵⁾ and 1-year SiriusXM ⁽⁶⁾ trial subscription		0	0			0
Plus Group (AAY) – Includes Sport leather-trimmed ventilated seats, 12-way power driver and passenger seats with lumbar adjuster, heated rear seats, rear-seat armrest with storage and illuminated cup holders, driver and passenger lower LED lamps, memory system (driver’s seat, mirrors and radio), heated steering wheel, auto-dimming exterior driver’s mirror, power, heated memory mirrors with manual foldaway, auto-adjust-in-Reverse exterior mirrors, bifunctional HID projector headlamps, security alarm, rear body-color spoiler, ParkSense® Rear Park Assist ⁽⁵⁾ System and ParkView Rear Back-Up Camera ⁽⁵⁾ and 20-inch polished and painted aluminum wheels (WSP)		0	0			
Popular Equipment Group (AJY) – Includes SiriusXM Satellite Radio ⁽⁶⁾ with 1-year trial subscription, remote start and ParkSense Rear Park Assist ⁽⁵⁾ System	0				0	
Power Sunroof Group (AD1) – Includes power sunroof, rear body-color spoiler and Universal Garage Door Opener	0				0	
Premium Group (AC9) – Includes Sport leather-trimmed ventilated seats, power 12-way driver and passenger seats with lumbar adjuster, heated 2 nd -row seats, heated steering wheel, rear-seat armrest with storage and illuminated cup holders, power tilt/telescoping steering column, auto-dimming exterior driver’s mirror, power heated memory mirrors with manual foldaway, auto-adjust-in-Reverse exterior mirrors, memory system (driver’s seat, mirrors and radio), rain-sensing windshield wipers, bifunctional HID projector headlamps, security alarm, Full-Speed Forward Collision Warning (FCW) with Active Braking, ⁽¹²⁾ Adaptive Cruise Control (ACC), ⁽¹³⁾ ParkSense Rear Park Assist ⁽⁵⁾ System, ParkView Rear Back-Up Camera, ⁽⁵⁾ Blind-Spot Monitoring (BSM) ⁽⁵⁾ and Rear Cross-Path Detection, ⁽⁵⁾ Uconnect 8.4 with Navigation, 10 speakers with subwoofer, 552-watt amplifier and 20-inch polished and painted aluminum wheels (WSP)		0	0			
Rallye Group (ASC) – Includes Gloss Black fascia applique, R/T front end appearance, Rallye badge, rear body-color spoiler, 300-hp power rating, steering wheel-mounted shift controls, Sport Mode 2, 10 speakers with subwoofer, 552-watt amplifier, performance suspension, compact spare tire and 20-inch polished/painted aluminum wheels (WSQ) with P245/45R20 BSW All-Season tires (TVJ) on SXT RWD, 19-inch painted aluminum wheels (WCG) with P235/55R19 BSW All-Season tires (TPS) on SXT AWD		0				0
Sport Appearance Group (AGG) – Includes body-color rear spoiler, 18-inch cast aluminum wheels (WK1) and P235/55R18 All-Season Performance tires (TSG)	F					

Packages/Equipment Groups, continued	SE	SXT	R/T	R/T Scat Pack	SE AWD	SXT AWD
Technology Group (ADG) – Includes rain-sensing windshield wipers, LaneSense® Lane Departure Warning with Lane Keep Assist, ^(2b) Auto High-Beam Headlamp Control, Full-speed FCW with Active Braking, ⁽¹²⁾ ACC with Stop, ⁽¹³⁾ power tilt/telescoping steering column and power adjustable pedals with memory; requires Driver Confidence Group and Nappa leather-/suede-trimmed seats				0		
Travel and Safety Group (AF1) – Includes 8-way power sport cloth seats with heated front, front and rear map pockets with LED lighting, auto-dimming exterior driver's mirror; power, heated mirrors with manual foldaway and courtesy lamps, Blind-Spot Monitoring (BSM) ⁽⁵⁾ and Rear Cross-Path Detection, ⁽⁵⁾ ParkSense® Rear Park Assist System ⁽⁵⁾ and remote start	F					

• = Included. P = Available within Package noted. O = Optional. F = Fleet.

CHARGER PURSUIT



For 2017 Dodge Charger Pursuit hits the streets with advanced powertrains and modern technology that include available features such as **all-wheel drive (AWD)** with **front axle disconnect** and the **12.1-inch Integrated Display Package**. Powered by two of the finest engines – the award-winning **292 hp 3.6L Pentastar V6 with available Flex Fuel capability**, or the **370 hp 5.7L HEMI V8 with Fuel Saver Technology**. No matter what you need, Charger Pursuit has you covered. Rest assured knowing the performance suspension with **load-leveling and height control** paired with the **heavy-duty performance brakes** will meet the ever-demanding conditions of daily use. Inside, driver and passenger front seats feature ample room to accommodate a full duty belt. A full-color **seven-inch reconfigurable instrument cluster display** plus the **Uconnect 5.0 AM/FM radio with Integrated Voice Command⁽¹⁷⁾ with Bluetooth⁽⁷⁾** delivers another level of personalization and connectivity.

PRODUCT HIGHLIGHTS

3.6L Pentastar® Variable Valve Timing (VVT) V6 with available 50-state Flex Fuel calibration: 292 hp/260 lb-ft of torque – Standard

5.7L HEMI® VVT V8 with Fuel Saver Technology: 370 hp/395 lb-ft of torque – Available

5.7L HEMI V8 engine with all-wheel drive (AWD) and front axle disconnect – Available

12.1-inch Integrated Display Package – Available

Uconnect® 5.0 AM/FM radio with remote USB port and Integrated Voice Command⁽¹⁷⁾ with Bluetooth⁽⁷⁾

ParkView® Rear Back-Up Camera⁽⁵⁾ – Available

Keyless Enter 'n Go™ System features proximity entry and push-button start with police strategy

Automatic Transmission with Column Shifter and AutoStick

Heavy-Duty Suspension with load-leveling and height control

Acoustic windshield and front-door glass

Dual-Zone Temperature Control

Severe-duty engine cooling

2.62 rear axle ratio – Standard on V6 and 5.7L HEMI V8

3.07 rear axle ratio – Standard with AWD

195-mm rear axle (3.6L engine)

220-mm rear axle (standard with 5.7L, available with 3.6L)

Power adjustable pedals – Available

245/55R18 Performance Tires – Available

Police Graphics set – Available

Performance steering with power steering cooler

Wiring Prep Package with Power Distribution Center – Available

Pursuit Upfit Packages – Available

Remappable steering wheel controls

Engine hour meter

Capless fuel filler

Power mirrors with manual foldaway

Full-size spare tire



SAFETY & SECURITY

Driver- and passenger-side ballistic door panels – Available

Safety cage construction that exceeds federal mandates for strength

Driver and passenger steel seatback inserts – Available

ParkSense® Rear Park Assist⁽⁵⁾ with Back-Up Camera⁽⁵⁾ – Available

Active head restraints⁽¹⁾

Advanced multistage front air bags⁽²⁾, supplemental front-seat-mounted side thorax air bags⁽²⁾ and supplemental side-curtain air bags⁽²⁾

4-wheel heavy-duty disc brakes with unique Electronic Stability Control (ESC)⁽³⁾ including All-Speed Traction Control and Brake Assist

Rain Brake Support

Ready Alert Braking

Secure Park – The system prevents idling cars from being driven without the key fob in the vehicle

Rear door and window deactivation – Available

Heated washer fluid and de-icer

Tire Pressure Monitoring Display

Electric power steering – Rear-wheel-drive (RWD) models

CHARGER PURSUIT



NOTABLE POLICE FEATURES

- 12.1-inch Integrated Display Package – Available
- 18-inch Wheel Covers – Available
- 220-amp Alternator
- 800-CCA Maintenance-free Battery
- Column-mounted Automatic Shifter with AutoStick
- Convenience Group 1 – Available
 - Power 8-way driver and passenger seats with power 4-way lumbar adjusters
 - Power adjustable pedals
- Driver- and Passenger-side Ballistic Front-door Panels – Available
- Fleet Park Assist Group – Includes ParkSense® Rear Park Assist⁽⁵⁾ System and ParkView® Rear Back-Up Camera⁽⁶⁾ – Available
- Full-size Spare Tire – Standard
 - Includes vinyl trunk liner
- Tire Service Kit – Available
- Heavy-duty Cloth Bucket Seats with Vinyl Rear Bench – Includes 6-way power driver seat
- Heavy-duty Vinyl Floor Covering
- Patrol Package Wiring Prep Package – Includes front and rear wiring harness and Power Distribution Center – Available
- Police-specific Front Seats Accommodate Full Duty Belts
- Rear Door and Window Deactivation – Available
- Street Appearance Group – Includes 18-inch wheel covers, exterior power and heated mirrors with manual folding, full-length floor console with illuminated cup holders, Media Hub (SD card reader/USB port/auxiliary jack), dual USB charging ports, front and rear climate control outlets and front reading/map lamps – Available

POWERTRAINS

Standard	Transmission	Fuel Economy*
3.6L Pentastar® Variable Valve Timing (VVT) V6 292 hp @ 6,350 rpm (est.) 260 lb-ft of torque @ 4,800 rpm	5-speed AutoStick Rear-Wheel Drive	18 city/26 hwy/ 21 combined mpg
Available	Transmission	Fuel Economy*
5.7L HEMI® VVT V8 with Fuel Saver Technology 370 hp @ 5,250 rpm (est.) 395 lb-ft of torque @ 4,200 rpm	5-speed AutoStick Rear-Wheel Drive (RWD)	16 city/25 hwy/ 19 combined mpg
5.7L HEMI VVT V8 with Fuel Saver Technology 370 hp @ 5,250 rpm (est.) 395 lb-ft of torque @ 4,200 rpm	5-speed AutoStick All-Wheel Drive (AWD)	15 city/23 hwy/ 18 combined mpg

*2016 EPA estimated. Actual mileage may vary.

DIMENSIONS*/SPECIFICATIONS

Exterior		
Wheelbase	120.2	
Overall Length	198.4	
Overall Height	58.5	
Overall Width	75.0	
Front Track	63.4	
Rear Track	63.8	
Interior		
Head Room (front/rear)	38.6/36.6	
Leg Room (front/rear)	41.8/40.1	
Shoulder Room (front/rear)	59.5/57.9	
Hip Room (front/rear)	56.2/56.1	
EPA Volume (cu. ft.)	104.7	
EPA Volume Index (cu. ft.)	120.1	
Seating Capacity	5	
EPA Cargo Volume (cu. ft.)	16.5	
Curb Weights (lb, est.)	3.6L V6 RWD	4,119
	5.7L V8 RWD	4,332
	5.7L V8 AWD	4,485
Fuel Tank Capacity (U.S. gal)	18.5	
Turning Diameter (ft) RWD/AWD	37.7/38.7	
Axle Ratio (std) RWD/AWD	2.62/3.07	

*All dimensions are in inches unless otherwise noted.

STANDARD FEATURES AND OPTIONS	3.6L	5.7L	5.7L AWD
Engines and Transmission			
3.6L Pentastar® V6 24V Variable Valve Timing (VVT) Engine (ERB)	•		
5.7L HEMI® V8 VVT Engine with Fuel Saver Technology (includes 220-mm rear axle (DR3) RWD, 230-mm (DR4) AWD and performance exhaust (NEA)) (EZH)		•	•
5-speed AutoStick Automatic Transmission (DGJ)	•	•	•
Mechanical Features			
All-wheel Drive (AWD)			•
Alternator – 220-amp (BAJ)	•	•	•
Automatic Headlamps (LMG)	•	•	•
Battery – 800-amp maintenance-free (BCF)	•	•	•
Brake Assist (BGE)	•	•	•
Brake/Park Interlock (XSL)	•	•	•
Electric Power Steering (SBL)	•	•	
Electro-hydraulic Power Steering (XXK)			•
Engine Cooling – Severe-duty (XDK)	•	•	•
Engine Block Heater (NHK)	0	0	0
Engine Hour Meter (XAX)	•	•	•
Engine Oil Cooler (NHA)	•	•	•
Fuel Tank – 18.5-gallon (NGA)	•	•	•
Heavy-duty Suspension (SDB)	•	•	•
High-speed Engine Controller (packaged with 5.7L HEMI V8) (NZ5)		•	•
Load-leveling and Height Control (SER)	•	•	•
Power Accessory Delay (JKY)	•	•	•
Power Steering Cooler (NHF)			•
Rear Axle – 195-mm (DR2)	•		
– 220-mm (included with 5.7L, available with 3.6L) (DR3)	F	•	
– 230-mm (included with AWD) (DR4)			•
Rear Axle Ratio – 2.62 RWD (DLL)	•	•	
– 3.07 (DMM)			•
Speedometer – 160-mph (JCC)	•	•	•
Tip Start (XBN)	•	•	•

	3.6L	5.7L	5.7L AWD
Wheels and Tires			
P225/60R18 BSW Goodyear® Performance Tires (TWW)	•	•	•
P245/55R18 BSW Goodyear Performance Tires (TYL)	0	0	0
Full-size Spare (includes vinyl trunk liner (CKL)) (TBW)	•	•	•
Full-size Spare Delete – Includes Tire Service Kit (TBF)	F	F	F
18- x 7.5-inch Steel Wheels on Rear-wheel Drive (RWD) (WEJ)	•	•	
18- x 7.5-inch Steel Wheels on All-wheel Drive (AWD) (WEG)			•
Bright Hub Caps (standard on (WEJ) and (WEG) wheels) (WMH)	•	•	•
18-inch Wheel Covers on RWD (included with Street Appearance Group (AEB)) (W8A)	O/P	O/P	
18-inch Wheel Covers on AWD (included with Street Appearance Group (AEB)) (W8B)			O/P
Exterior Features			
Acoustic Front-door Glass (GAP)	•	•	•
Acoustic Windshield (GAK)	•	•	•
AWD Badge			•
Black Headlamp Bezels (MFA)	•	•	•
Body-color Door Handles (not available with Police special paints (P76), (P79), (PB5), (PB8), (PS2), (PWL) and (P82)) (MNK)	•	•	•
Body-color Lower Bodyside Cladding (MRC)	•	•	•
Capless Fuel Filler (XJM)	•	•	•
Cargo Compartment Dress-up (CKM)	•	•	•
Charger Badge (MT1)	•	•	•
Dual Rear Exhaust (NER)	•	•	•
Dual-note Electric Horns (JJB)	•	•	•
Equipment Mounting Bracket (requires Mini Floor Console (CUM); not available with Full-length Floor Console (CUF) or Police Floor Console (CUG)) (XFX)	0	0	0
Front and Rear Solar-Control Glass (GBC)	•	•	•
Front License Plate Bracket (MDA)	•	•	•
Gloss Black Grille with Gloss Black Crosshairs (MAE)	•	•	•
Lights and Lamps – Bifunctional halogen projector headlamps (LMC)	•	•	•
– Black left spot lamp (LNF)	0	0	0
– CHMSL lamp (LPA)	•	•	•
– LED spot lamps (requires Black left spot lamp (LNF)) (LNX)	0	0	0

Exterior Features, continued	3.6L	5.7L	5.7L AWD
– Matching right spot lamp (requires Black left spot lamp (LNF)) (LNA)	O	O	O
– Underhood lamp (LDA)	•	•	•
Mirrors – Black (available with Police special paints (P76), (P79), (PB5), (PB8), (PS2), (PWL) and (P82)) (LE4)	P	P	P
– Body-color (not available with Police special paints (P76), (P79), (PB5), (PB8), (PS2), (PWL) and (P82)) (LEP)	•	•	•
Spare Tire Relocation Bracket (TBH)	O	O	O
Variable/Intermittent Windshield Wipers (JHA)	•	•	•
White Graphics – All doors (M2C)	F	F	F
– Deck lid (M3H)	F	F	F
– Front doors (M2B)	F	F	F
– Hood (M3F)	F	F	F
– Roof (M3G)	F	F	F
Interior Features			
12.1-inch Integrated Touchscreen Display (included with Integrated Display Package (AV2)) (RDY)	P	P	P
Air Conditioning with Dual-Zone Temperature Control (HAD)	•	•	•
Air Filtering (JMA)	•	•	•
Black Interior Accents (XSB)	•	•	•
Column-mounted Automatic Shift Lever (CV8)	•	•	•
Compass Gauge (JFA)	•	•	•
Deactivate Rear Doors and Windows (CW6)	F	F	F
Floor Covering – Black vinyl (not available with Street Appearance Group (AEB)) (CKJ)	•	•	•
– Delete carpet (requires Street Appearance Group (AEB) and Black vinyl floor covering (CKJ) and replacement of full console with mini console (CM8)) (CK9)	F	F	F
– Floor carpet (includes front and rear floor mats (CLZ)) (CKD)	O	O	O
– Front and rear floor mats (included with (CKD)) (CLZ)	P	P	P
Front Height-adjustable Shoulder Belts (CGD)	•	•	•
Instrument Cluster with Tachometer (JAY)	•	•	•
Integrated Window Antenna (RDL)	•	•	•
Leather-wrapped Steering Wheel (SCV)	•	•	•
Lighting, Interior – Front dome lamp (LCK)	•	•	•
– Front reading/map lamps (included with Street Appearance Group (AEB)) (LBG)	O	O	O
– Glove box lamp (LBC)	•	•	•
– Trunk lamp (LDC)	•	•	•

Interior Features, continued	3.6L	5.7L	5.7L AWD
Mirrors – Power, heated with manual foldaway (included with Street Appearance Group (AEB)) (GUK)	F	F	F
– Power with manual foldaway (GTF)	•	•	•
– Rearview day/night with microphone (GR4)	•	•	•
Non-adjustable Pedals (XA8)	•	•	•
Outside Temperature Display (LAH)	•	•	•
Passenger Assist Handles (CSR)	•	•	•
Power Adjustable Pedals (included with Convenience Group 1 (AHM)) (XAP)	O	O	O
Power Driver and Front-passenger Seats (included with Convenience Group 1 (AHM)) (JPT/JRN)	O	O	O
Power Front Windows with 1-touch Up and Down (JP3)	•	•	•
Power Trunk Lid Release (JPC)	•	•	•
Rear Window Defroster (GFA)	•	•	•
Remote Fuel-Door Release (JKD)	•	•	•
Seats – Fixed rear (CFW)	•	•	•
– Heavy-duty cloth bucket and rear bench (*C8)	•	•	•
– Heavy-duty cloth bucket with vinyl rear (*X5)	F	F	F
– Power 6-way driver's (JPS)	•	•	•
Solar-Control Glass (GAM)	•	•	•
Speed Control (NHM)	•	•	•
Spot Lamp Prep (LNQ)	•	•	•
Sun Visors with Illuminated Vanity Mirrors (GNC)	•	•	•
Tilt/Limited Telescoping Steering Column (SUE)	•	•	•
Tire Pressure Monitoring Display (XGM)	•	•	•
Uconnect® Multimedia			
12-volt Center Console Power Outlet (JKW)	•	•	•
Audio Jack Input for Mobile Devices (RSU)	•	•	•
Customer-defined Color Display Monitor (LAT)	•	•	•
5-inch Touchscreen Display (RFU)	•	•	•
Remote USB Port (RSX)	•	•	•
6 Speakers (RCG)	•	•	•
Steering Wheel-mounted Audio Controls (RDZ)	•	•	•
Uconnect 5.0 AM/FM/Bluetooth® Media Hub (SD card reader/USB port/auxiliary jack) (RA2) with Integrated Voice Command ⁽¹⁷⁾ with Bluetooth (XRB)	•	•	•

	3.6L	5.7L	5.7L AWD
Keys			
Additional Non Key-alike Fobs (not available with (GXA), (GXE), (GXF) or (GXG)) (GXQ)	F	F	F
Entire Fleet-alike Key – (FREQ 1) (not available with (GXG), (GXA) or (GXE)) (GXF)	F	F	F
– (FREQ 2) (not available with (GXE), (GXF) or (GXG)) (GXA)	F	F	F
– (FREQ 3) (not available with (GXF), (GXA) or (GXG)) (GXE)	F	F	F
– (FREQ 4) (not available with (GXF), (GXA) or (GXE)) (GXG)	F	F	F
Consoles			
Full-length Floor (included with Street Appearance Group (AEB)) (CUF)	P	P	P
Mini Floor (CUM)	•	•	•
Police Floor (CUG)	F	F	F
Safety & Security			
Advanced Multistage Front Air Bags ⁽²⁾ (CG3)	•	•	•
All-Speed Traction Control (BNP)	•	•	•
Center Rear 3-point Seat Belt (CG6)	•	•	•
Child Seat Anchor System (LATCH) (CF4)	•	•	•
Daytime Running Headlamps, Dedicated (LM5)	•	•	•
Driver- and Passenger-seat Anti-stab Panels (CBT)	F	F	F
Electronic Stability Control (ESC) ⁽³⁾ (BNB)	•	•	•
Front-passenger Seat Belt Alert (LAX)	•	•	•
Hill Start Assist (BNG)	•	•	•
Hydraulic Assist Brake Booster (BPT)	•	•	•
Inside Emergency Trunk Lid Release (JKK)	•	•	•
Keyless Enter 'n Go™ (GX4)	•	•	•
ParkSense® Rear Park Assist ⁽⁵⁾ System (included with Fleet Park Assist ⁽⁵⁾ Group (AMV)) (XAA)	O	O	O
Police ABS 4-wheel Heavy-duty Disc Brakes (includes All-Speed Traction Control (BMP)) (BR9)	•	•	•
Rain Brake Support (BHC)	•	•	•
Active Head Restraints ⁽¹⁾ (CBD)	•	•	•
Ready Alert Braking (BHD)	•	•	•
Rear-door Child Protection Locks (GXT)	•	•	•
Remote Proximity Keyless Entry (GXD)	•	•	•
Secure Park (AXR)	•	•	•
Security Alarm (LSA)	F	F	F

Safety & Security, continued	3.6L	5.7L	5.7L AWD
Sentry Key® – Theft Deterrent System (GXX)	•	•	•
Speed-sensitive Power Door Locks (JPH)	•	•	•
Supplemental Front Seat-mounted Side Air Bags ⁽²⁾ (CJ1)	•	•	•
Supplemental Side-curtain Front and Rear Air Bags ⁽²⁾ (CJ2)	•	•	•
Packages & Equipment Groups			
Convenience Group 1 (AHM) – Includes power adjustable pedals (XAP), power driver and front-passenger seats (JPT), and power driver/passenger 4-way lumbar adjusters (JRN)	F	F	F
Driver- and Passenger-side Ballistic Door Panels (XDV/XDG)	F	F	F
Fleet Park Assist ⁽⁵⁾ Group (AMV) – Includes ParkSense® Rear Park Assist ⁽⁵⁾ System (XAA) with ParkView® Rear Back-Up Camera ⁽⁵⁾ (XAC)	F	F	F
Integrated Display Package (AV2) – Includes 12.1-inch touchscreen display (RDY), Uconnect® 8.4 radio (RA3), navigation-capable with GPS input (JLA/JLP) (Dealer activated) and Integrated Voice Command ⁽¹⁷⁾ with Bluetooth® (XRB)	F	F	F
Max Flow Package (AYJ) – Includes lower grille texture – Police	F	F	F
Patrol Package Base Prep (AYE) – Includes front and rear wire harness (XPW), Power Distribution Center (XWK), siren speaker and bracket (XWP), and trunk tray and cooling fan (XWQ)	F	F	F
Patrol Package Wiring Prep Package (AYW) – Includes front and rear wiring harness (XPW) and Power Distribution Center (XWK)	F	F	F
Police Group (AHB)	•	•	•
Special Service Group (AHV)	•	•	•
Street Appearance Group (AEB) – Includes 18-inch wheel covers (W8A/W8B), exterior mirrors with heating element (NHJ), front/rear climate control outlets (XGA), front reading/map lamps (LBG), full-length floor console (CUF), illuminated front cup holders (CWP) and power, heated mirrors with manual foldaway (GUK) (requires Redline Red Tri-Coat, Bright White, Pitch Black, Granite Crystal Metallic, Billet Silver Metallic, Jazz Blue, Octane Red or Maximum Steel exterior colors)	O	O	O

• = Standard. F = Fleet. O = Optional. P = Available within Package noted in parentheses.



One look and you know: the FIAT® 500 is one compact car that delivers in a very big way. This ultra-practical four-seater pushes economy to the top, with a **fuel-efficient 1.4-liter engine with MultiAir technology** mated to a fun-to-drive standard 5-speed Manual transmission. Count on driving with **reduced emissions, with impressive driving range and performance that achieves up to 31 city and 40 hwy mpg.**⁽⁸⁾ In an age dominated by communications, the 2016 FIAT technology delivers. Included are eco:Drive to communicate ideal fuel consumption to the driver – perfect for American distances and fleets of all sizes; the multi-feature Electronic Stability Control (ESC)⁽³⁾ as standard, all backed by an **impressive list of standard and available Safety and Security features**. With available GPS Navigation with Uconnect 5.0, you've got a vehicle that gives your fleet the total package: **vigorous yet economical performance, impressive touches of comfort and convenience – and outstanding ride quality.**

PRODUCT HIGHLIGHTS

1.4L 16V MultiAir® I-4 engine – Standard

5-speed Manual transmission – Standard

6-speed Automatic transmission – Available

eco:Drive® – Lets the user track how efficiently he/she is driving – Available (non-turbo models only)

Electronic Vehicle Information Center (EVIC) – Includes outside temperature, trip data, average fuel, distance to empty, low fuel, and service and range data – Standard

Uconnect® 5.0 with Media Hub, Bluetooth^{®(7)} and iPod[®] interface – Standard

GPS Navigation with Uconnect 5.0 – Available

SiriusXM® Satellite Radio⁽⁶⁾ – Available

BeatsAudio™ Premium Sound System – Available

USB charging port – Standard

Center console-mounted 12-volt power accessory outlet – Standard

Leather-wrapped steering wheel – Standard

Steering wheel-mounted audio controls – Standard

Power sunroof with 1-touch open – Available

Power door locks/mirrors/windows – Standard

50/50 split-folding rear seatback with adjustable head restraints⁽¹⁾ – Standard

Convertible soft top – Cabrios

SAFETY & SECURITY

Front-seat reactive head restraints⁽¹⁾ – Standard (excludes Abarth[®])

Dual advanced driver and front-passenger air bags⁽²⁾ – Standard

Side-curtain air bags for outboard occupants⁽²⁾ – Standard

Driver's knee blocker air bag⁽²⁾ – Standard

Front-seat-mounted side air bags⁽²⁾ – Standard

Electronic Stability Control (ESC)⁽³⁾ includes Traction Control and Brake Assist – Standard

Antilock Brake System (ABS) – Standard

Security alarm – Available

Antitheft engine immobilizer system – Standard

Tire Pressure Monitoring System – Standard

ParkSense® Rear Park Assist⁽⁵⁾ System – Standard on Cabrios; available on 500t, 500 Abarth and 500 Lounge

Hill Start Assist (HSA) – Standard



STANDARD ON ALL 2017 FIAT® 500 MODELS

- **Air Bags⁽²⁾** – Dual advanced driver and front-passenger
 - Supplemental driver's knee blocker⁽²⁾
 - Supplemental front-seat-mounted side⁽²⁾
 - Supplemental side-curtain for outboard occupants in both rows⁽²⁾
- **Air Filtration** – Micron air filter
- **Alternator** – 120-amp
- **Battery** – 500-amp, maintenance-free
- **Child Seat Anchor System (LATCH)**
- **Cup Holders** – 2, front
 - 2, rear floor-mounted
- **Defroster** – Rear window
- **Door Handles** – Chrome
- **Door Locks** – Power
- **Door Panels** – With cloth inserts
- **Electronic Stability Control (ESC)⁽³⁾** – Includes Traction Control and Brake Assist
- **Electronic Vehicle Information Center (EVIC)** – Includes trip odometer, outside temperature, average fuel usage, distance to empty, low fuel and service data
- **Engine Immobilizer System** – Antitheft technology
- **Front Door Pockets**
- **Front-Passenger Seat Belt Alert**
- **Front-seat Seat Belts** – With pretensioners and load limiters
- **Fuel Filler System** – Non-locking cap
- **Fuel Tank** – 10.5-gallon
- **Glass** – Tinted
- **Hill Start Assist (HSA)**
- **Interior Accents** – Chrome door handles
 - Instrument panel matching exterior paint color
- **Lamps** – Bifunctional halogen projector headlamps
 - Daytime running lamps
 - Front map/reading, driver and passenger side
 - Rear cargo area
- **Mirrors** – Microphone in rearview mirror
 - Spotter mirror, driver's side
 - Visor/vanity, driver and passenger side
- **Power Outlet** – 12-volt auxiliary center console
- **Radio** – Uconnect® 5.0 with AM/FM/Bluetooth®, 5-inch touchscreen, integrated Voice Command with Bluetooth, Media Hub, iPod® interface and USB charging port
- **Rear Cargo Shelf Panel**
- **Remote Keyless Entry** – Lock/unlock function for both doors and rear liftgate
- **Seating** – Driver's seat with armrest, manual height adjuster, easy entry and memory
 - Front passenger's seat with easy entry and memory
 - Rear 50/50 split-folding bench seat
- **Speed Control** – Steering wheel-mounted controls
- **Steering** – Power, electric
- **Steering Column** – Manual tilt
- **Steering Wheel** – With mounted audio controls
- **Tachometer**
- **Tire Pressure Monitoring System**
- **Tire Service Kit**
- **Windows** – Power with front row 1-touch down
- **Wipers** – Front, intermittent

POWERTRAINS

Engine	Transmission	Hatchback					Cabrio			Abarth®	
		Pop	Easy	Sport	Turbo	Lounge	Pop	Easy	Lounge	Hatchback	Cabrio
1.4L 16V MultiAir® I-4 101 horsepower 97 lb-ft of torque	5-speed Manual	S	S	S	S	S	S	S	S		
1.4L 16V MultiAir I-4 101 horsepower 97 lb-ft of torque	6-speed Automatic	O	O	O	O	O	O	O	O		
1.4L 16V MultiAir I-4 Turbo 135 horsepower 150 lb-ft of torque	5-speed Manual				S						
1.4L 16V MultiAir I-4 Turbo 135 horsepower 150 lb-ft of torque	6-speed Automatic			O							
1.4L 16V MultiAir I-4 Turbo 160 horsepower 170 lb-ft of torque	5-speed Manual								S	S	
1.4L 16V MultiAir I-4 Turbo 157 horsepower 183 lb-ft of torque	6-speed Automatic								O	O	

S = Standard. O = Optional.

DIMENSIONS⁽¹⁾/SPECIFICATIONS

Exterior		Hatchback	Cabrio
Wheelbase		90.6	90.6
Track	Front	55.4	55.4
	Rear	55.0	55.0
Length		139.6	139.6
Width		64.1	64.1
Height		59.8	59.8
Tires (base model; set of four)	Standard	185/55R15	185/55R15
	Spare – Compact	Optional*	Optional*
	Tire Service Kit	Standard	Standard
Cargo Capacity	Normal cu. ft. seats up	9.5	5.4
	Normal cu. ft. seats down	30.2	31.3
Seating Capacity	Front/Rear	2/2	2/2
Fuel Capacity	Gallons	10.5	10.5
EPA Fuel Economy (city/highway) ⁽²⁾	Standard engine and transmission	31/40	31/40
Interior			
Head Room	Front	38.9	38.6
	Rear	35.6	36.8
Shoulder Room	Front	49.4	49.4
	Rear	46.4	46.4
Hip Room	Front	47.9	47.9
	Rear	42.6	42.6
Leg Room	Front	40.7	40.7
	Rear	31.7	31.7
EPA Interior Volume Index (cu. ft.)		84.9	81.6

⁽¹⁾On most models. ⁽²⁾2016 EPA estimated. Actual mileage may vary.

STANDARD FEATURES AND OPTIONS	Hatchback					Cabrio			Abarth®	
	Pop	Easy	Sport	Turbo	Lounge	Pop	Easy	Lounge	Hatchback	Cabrio
	2DA	2DC	2DD	2DT	2DJ	2DA	2DC	2DJ	2DX	2DX
Engines	Transmissions									
1.4L 16V MultiAir® I-4 – 101 hp/97 lb-ft of torque	5-speed Manual	21A	21C	21D		21J	21A	21C	21J	
	6-speed Automatic	22A	22C	22D		22J	22A	22C	22J	
1.4L 16V MultiAir I-4 Turbo – 135 hp/150 lb-ft of torque	5-speed Manual				2FT					
	6-speed Automatic				25T					
1.4L 16V MultiAir I-4 Turbo – 160 hp/170 lb-ft of torque	5-speed Manual								2FX	2FX
1.4L 16V MultiAir I-4 Turbo – 157 hp/183 lb-ft of torque	6-speed Automatic								25X	25X
Mechanical Features										
Brakes – Antilock 4-wheel disc with Electronic Brake-Force Distribution (EBD) (BRD)	•	•	•			•	•	•		
– Antilock 4-wheel disc performance with EBD (BR4)						•			•	•
– Red brake calipers (XSP)			•			•			•	•
Engine Block Heater (NHK)	0	0	0	0	0	0	0	0	0	0
Exhaust System – Chrome tip (NEC)	•	•	•	•	•	•	•	•		
– Abarth designed, dual Chrome tips (NEL)									•	•
Speed Control – Steering wheel-mounted controls (NHM)	•	•	•	•	•	•	•	•	•	•
Suspension – Normal-duty (SDA)	•	•				•	•	•		
– Tuned (SDC)			•							
– Sport-tuned (SDE)					•					
– Performance-tuned (SDD)									•	
– High-performance (SDX)										•
Torque Transfer Control (BN1)									•	•
Exterior Features										
Antenna – Removable short-mast (RDB)	•	•	•	•	•	•			•	
– Windshield (RDL)							•	•	•	•
Belt Moldings – Black (MMG)	•	•	•	•			•	•	•	•
– Bright (MMS)						•		•		

Exterior Features, continued	Hatchback					Cabrio			Abarth®	
	Pop	Easy	Sport	Turbo	Lounge	Pop	Easy	Lounge	Hatchback	Cabrio
– Soft top, Beige (requires Marrone, leather-trimmed seats; not available with Retro Package) (M3C)								0		
– Soft top, Bordeaux (requires Rosso, leather-trimmed seats; not available with Retro Package) (M3B)						0	0	0		
– Soft top, Gray Abarth (M3D)										0
Spoiler – Sport (MXD)			•	•						
– Performance (MXW)									•	
– Eco (MXR)	•									
Tires – 185/55R15 (T1A)	•	•			•	•	•	•		
– 195/45R16XL (included with 16-inch aluminum wheels in Bianco, Celeste Blu or Verde Chiaro) (T1D)			•	•	P			P	•	•
– 205/40R17XL BSW 3-Season (included with 17-inch forged aluminum wheels) (T1C)									P	P
– Compact spare (TBC)	0	0	0		0	0	0	0		
Wheels – 15-inch steel with wheel covers (WCL/W5C)	•					•				
– 15-inch Tech Silver aluminum (WCC)		•					•			
– 16-inch polished aluminum with Tech Gray pockets (WDB)			•							
– 16-inch bright aluminum (included with Sport Collection 3, Sport Collection 4 and Sport Collection 5) (WGC)			P							
– 16-inch polished aluminum with Gloss Black pockets (WDC)				•						
– 16-inch Hyper Black aluminum (included with Turbo Collection 3, Turbo Collection 4 and Turbo Collection 5) (WGD)					P					
– 15-inch premium Satin Carbon aluminum (not available with Retro Package) (WJJ)					•			•		

Interior Features, continued	Hatchback					Cabrio			Abarth®	
	Pop	Easy	Sport	Turbo	Lounge	Pop	Easy	Lounge	Hatchback	Cabrio
Instrument Cluster (JA4)	•					•				
– With premium 7-inch High-Definition Thin Film Transistor (TFT) display (JAV)		•	•	•	•		•	•	•	•
Interior Accents – Instrument panel matching exterior paint color (JEG)	•	•	•	•	•	•	•	•	•	•
Mirrors – Manual with microphone in rearview mirror (GR4)	•	•	•	•		•	•		•	•
– Rearview, auto-dimming with microphone (included with Easy Cabrio Collection 1, Turbo Collection 1, Turbo Collection 2, Turbo Collection 3, Turbo Collection 4, Turbo Collection 5, Easy Collection 1, Easy Collection 2, Easy Collection 3, Easy Collection 4, Sport Collection 1, Sport Collection 2, Sport Collection 3, Sport Collection 4 and Sport Collection 5) (GN5)		P	P	P	•		P	•		
Power Outlet – 12-volt auxiliary center console (JJJ)	•	•	•	•	•	•	•	•	•	•
Rear Cargo Shelf Panel (CSF)	•	•	•	•		•	•		•	•
Seating – Cloth front bucket (*A7)	•					•				
– Driver’s seat with armrest, manual height adjuster, easy entry and memory (LEQ)	•	•	•	•	•	•	•	•	•	•
– Front-passenger’s seat with armrest (CV7)			•	•	•			•	•	•
– Front-passenger’s seat with easy entry and memory (LE5)	•	•	•	•	•	•	•	•	•	•
– Front seatback pocket, driver (included with leather-trimmed seats, performance cloth high-back seats, premium leather-trimmed seats and Retro Marrone seats) (CSM)			P	P	•			•	•	•
– Front seatback pocket, passenger-side (CS9)	•	•	•	•	•	•	•	•	•	•
– Heated front (included with Turbo Collection 4, Turbo Collection 5, Sport Collection 4, Sport Collection 5 and Comfort/Convenience Group) (JPM)			P	P	•			•	P	P
– Leather-trimmed front buckets with seatback logo (included with Turbo Collection 5 and Sport Collection 5) (*AL)			P	P	•			•		

Interior Features, continued	Hatchback					Cabrio			Abarth®	
	Pop	Easy	Sport	Turbo	Lounge	Pop	Easy	Lounge	Hatchback	Cabrio
– Performance high-back cloth front buckets with seat belt pass-through (*A5)									•	•
– Performance high-back leather-trimmed front buckets with seat belt pass-through (*DL)									0	0
– Premium cloth front bucket (*N7)		•					•			
– Rear 50/50 split-folding bench seat (CAU)	•	•	•	•	•	•	•	•	•	•
– Retro Marrone leather seat trim (not available with Retro Package) (CEC)					P			P		
– Sport cloth/vinyl front buckets (*Q6)			•	•						
Shift Knob – Black urethane (CV1)	•	•				•	•			
– Leather-wrapped (included with Automatic transmission) (CVB)			P	•	P			P	•	•
– Marrone leather-wrapped (included with Retro Package) (CEL)					P					
– Urethane with Chrome accent (CVC)			•		•			•		
Speedometer – 140-mph primary (JCJ)	•	•	•	•	•	•	•	•		
– 160-mph primary (JCF)									•	•
Steering Column – Manual tilt (SUA)	•	•	•	•	•	•	•	•	•	•
Steering Wheel – Leather-wrapped (SCC)	•	•			•	•	•	•		
– Leather-wrapped, Sport appearance (SCG)			•	•						
– Abarth performance-designed, perforated, leather-wrapped (SCJ)									•	•
– With mounted audio controls (RDZ)	•	•	•	•	•	•	•	•	•	•
Multimedia and Audio Systems										
GPS Navigation – (included with Retro Collection 1, Retro Collection 2, Easy Cabrio Collection 1, Lounge Cabrio Collection 1, Turbo Collection 2, Turbo Collection 4, Turbo Collection 5, Lounge Collection 1, Lounge Collection 2, Lounge Collection 3, Easy Collection 3, Easy Collection 4, Sport Collection 2, Sport Collection 4, Sport Collection 5 and Comfort/Convenience Group) (JLN)		P	P	P	P		P	P	0	0
Radio – FIAT® Premium Audio System (RC4)		•	•		•		•	•	•	•

Packages/Equipment Groups, continued	Hatchback					Cabrio			Abarth®	
	Pop	Easy	Sport	Turbo	Lounge	Pop	Easy	Lounge	Hatchback	Cabrio
Sport Collection 1 – Includes auto-dimming rearview mirror, Automatic Temperature Control (ATC) air conditioning and SiriusXM® Satellite Radio ⁽⁶⁾ (A65)			0							
Sport Collection 2 – Includes auto-dimming rearview mirror, ATC air conditioning, GPS Navigation and SiriusXM Satellite Radio ⁽⁶⁾ (A66)			0							
Sport Collection 3 – Includes auto-dimming rearview mirror, ATC air conditioning, BeatsAudio™ Premium Sound System, SiriusXM Satellite Radio ⁽⁶⁾ and 16-inch bright aluminum wheels (A67)			0							
Sport Collection 4 – Includes power sunroof, auto-dimming rearview mirror, ATC air conditioning, GPS Navigation, heated front seats, BeatsAudio Premium Sound System, SiriusXM Satellite Radio ⁽⁶⁾ and 16-inch bright aluminum wheels (A68)			0							
Sport Collection 5 – Includes leather-trimmed seats, power sunroof, auto-dimming rearview mirror, ATC air conditioning, GPS Navigation, heated front seats, BeatsAudio Premium Sound System, SiriusXM Satellite Radio ⁽⁶⁾ and 16-inch bright aluminum wheels (A69)			0							
Turbo Collection 1 – Includes auto-dimming rearview mirror, ATC air conditioning, SiriusXM Satellite Radio ⁽⁶⁾ and ParkSense® Rear Park Assist System ⁽⁵⁾ (A71)				0						
Turbo Collection 2 – Includes auto-dimming rearview mirror, ATC air conditioning, GPS Navigation, SiriusXM Satellite Radio ⁽⁶⁾ and ParkSense Rear Park Assist System ⁽⁵⁾ (A72)				0						
Turbo Collection 3 – Includes auto-dimming rearview mirror, ATC air conditioning, BeatsAudio Premium Sound System, SiriusXM Satellite Radio ⁽⁶⁾ 16-inch Hyper Black aluminum wheels and ParkSense Rear Park Assist System ⁽⁵⁾ (A73)				0						

Packages/Equipment Groups, continued	Hatchback					Cabrio			Abarth®	
	Pop	Easy	Sport	Turbo	Lounge	Pop	Easy	Lounge	Hatchback	Cabrio
Turbo Collection 4 – Includes power sunroof, auto-dimming rearview mirror, Automatic Temperature Control (ATC) air conditioning, BeatsAudio™ Premium Sound System, GPS Navigation, heated front seats, SiriusXM® Satellite Radio, ⁽⁶⁾ 16-inch Hyper Black aluminum wheels and ParkSense® Rear Park Assist System ⁽⁵⁾ (A74)				O						
Turbo Collection 5 – Includes leather-trimmed seats, power sunroof, auto-dimming rearview mirror, ATC air conditioning, GPS Navigation, heated front seats, BeatsAudio Premium Sound System, SiriusXM Satellite Radio, ⁽⁶⁾ 16-inch Hyper Black aluminum wheels and ParkSense Rear Park Assist System ⁽⁵⁾ (A75)				O						

• = Included. P = Available within Package noted. O = Optional.



Innovation and invention have always been hallmarks of FCA Fleet vehicles, and the 2017 FIAT portfolio — **novel and fun-to-drive urban utility vehicles** — exemplifies this commitment perfectly. For 2017, the FIAT 500L delivers a **performance-friendly and versatile vehicle to fleets** large and small. This **four-door, 98.8 cu ft interior volume; five-passenger offering combines comfort, smart maneuverability, economical performance, and comprehensive safety and security features** in a stylish package that makes driving a sheer delight. The **efficient 1.4-liter MultiAir Turbo engine generates 160 hp and 184 lb-ft of torque, with an EPA est mpg of 22 city/30 hwy⁽⁸⁾**; it's mated to the standard **AISIN heavy-duty 6-speed Automatic transmission**. Consider it all, and the flexible FIAT 500L supplies a complete package: **impressive portions of versatility, comfort and interior room, with generous safety and security features** — capability that meets every need set by today's fleet.

PRODUCT HIGHLIGHTS

1.4L MultiAir® Turbocharged 4-cylinder engine paired to AISIN® 6-speed heavy-duty Automatic transmission with AutoStick — Standard

Uconnect® 5.0-inch touchscreen AM/FM radio, with auxiliary input, USB port, iPod® Control, Integrated Voice Command⁽¹⁷⁾ with Bluetooth® — Standard

Uconnect 6.5-inch touchscreen AM/FM radio, with auxiliary input, USB port, iPod Control, Integrated Voice Command⁽¹⁷⁾ with Bluetooth, GPS Navigation — Available

Leather-wrapped steering wheel and shift knob — Available

Steering wheel-mounted audio controls — Standard

Deep-tint sunscreen glass — Standard

Front fog lamps — Standard on Trekking and Lounge

Heated front seats — Available

Beats™ Premium Audio System — Available

SiriusXM® Satellite Radio⁽⁶⁾ with 1-year trial subscription — Available

Remote keyless entry — Standard

Bluetooth Hands-Free Communication System — Standard

Electric power steering with variable-speed assist — Standard

Vehicle theft security alarm — Standard

Dual-pane panoramic power sunroof — Available

Projector headlamps — Standard

Daytime running headlamps (DRLs) — Standard

Automatic Temperature Control (ATC) — Available

60/40 split-folding rear seats with tilt, tumble and slide function — Standard

Power driver and passenger 4-way lumbar adjuster — Available

Electronic Vehicle Information Center (EVIC)

3 trim level choices: Pop, Trekking and Lounge

SAFETY & SECURITY

7 air bags⁽²⁾, including driver and front-passenger air bags⁽²⁾, driver's-side knee air bag⁽²⁾, full-length side-curtain air bags⁽²⁾ and seat-mounted side pelvic-thorax air bags⁽²⁾ — Standard

Comprehensive Electronic Stability Control (ESC)⁽³⁾ System — Standard

Electronic Roll Mitigation (ERM) — Standard

Active head restraints⁽¹⁾ — Standard

Hill Start Assist — Standard

ParkSense® Rear Park Assist⁽⁵⁾ — Available

ParkView® Rear Back-Up Camera⁽⁵⁾ with active grid lines — Available

Security alarm system — Standard

Sentry Key® engine immobilizer: theft-deterrent system — Standard

Tire Pressure Monitoring Display — Standard

FEATURES

Loft-style interior with panoramic view to exterior — Standard

Interior spaciousness to seat 5 passengers — Standard

2-position cargo shelf — Standard



STANDARD ON 2017 FIAT 500L MODELS

- 1.4L MultiAir Turbocharged 4-cylinder Engine with 6-speed AISIN Automatic Transmission
- Electronic Vehicle Information Center (EVIC)
- Premium Cloth Bucket Seats
- 60/40 split-folding rear seats with Fold-and-Tumble Rear Seats with Recline
- Rear Tiered Cargo Shelf and Storage
- Air Conditioning
- Cruise Control
- Suspension: MacPherson Front Suspension with Twin-tube Shocks and Coil Springs; Rear Twist-beam Axle with Twin-tube Shocks and Coil Springs
- Uconnect® 5.0 with touchscreen display
- Antilock 4-wheel Disc Brakes including Vehicle Dynamics Controls
- Electronic Stability Control (ESC)⁽³⁾
- Hill Start Assist
- Electronic Roll Mitigation (ERM)
- Bi-function halogen projector headlamps
- Daytime running headlamps (DRLs)
- Front Seat Center Console with Armrest with Storage
- 12-volt Power Outlet Located in Center Console
- Steering Wheel Mounted Audio Controls
- Tilt/telescoping Steering Column
- Electric Power Steering
- Leather-wrapped Steering Wheel
- Leather-wrapped Shift Knob with Chrome Accent
- Child Seat Anchor System (LATCH)
- Air Bags⁽²⁾ (7 total) – Advanced Multistage Driver and Front-Passenger, Supplemental Side-curtain Front and Rear, Supplemental Front Seat-mounted Side and Driver Knee-bolster
- Rearview Day/Night Mirror
- Power Adjustable Exterior Mirror in Body Color (Pop and Trekking) or Chrome with Spotter Mirror (Lounge)
- Interior Observation Mirror
- 16-inch Aluminum Wheels
- Tire Pressure Monitoring Display
- Tire Service Kit
- Compact Spare Tire (Fleet only models)
- Integrated Voice Command⁽¹⁷⁾ with Bluetooth®
- Deep-tint Sunscreen Glass
- Wiper System – Front Variable/Intermittent Windshield, Rear Window Wiper/Washer
- Front and Rear Power Windows, 1-touch Up/Down

POWERTRAIN

Engine and Transmission	Pop	Trekking	Lounge
1.4L SOHC 16-valve Turbocharged MultiAir®	•	•	•
4-cylinder with 6-speed AISIN® heavy-duty Automatic	•	•	•

• = Standard. O = Optional. N/A = Not Available.

DIMENSIONS/SPECIFICATIONS*

Exterior**		FIAT 500L
Wheelbase		102.8
Track, Front		59.1
Track, Rear		59.4
Overall Length (Pop, Lounge/Trekking)		167.3/168.1
Overall Width	without mirrors	69.8
	with mirrors	80.2
	Trekking	70.9
Overall Height		65.7
Ground Clearance		4.7
Drag Coefficient (Cd) (Pop, Lounge/Trekking)		.310/.320
Curb Weight (lb)		3,254
Fuel Tank Capacity (gal)		13.2
Interior		FIAT 500L
Seating		2/3
Front Passenger Area	Head Room	40.7
	Head Room with Sunroof	40.5
	Leg Room	40.0
	Shoulder Room	57.3
	Hip Room	54.9
Rear Passenger Area	Head Room	38.7
	Head Room with Sunroof	38.0
	Leg Room	36.7
	Shoulder Room	54.6
	Hip Room	49.4
Interior Passenger/ Cargo Area Volume	EPA Front-row Interior Volume (cu. ft.)	54.0
	EPA Second-row Interior Volume (cu. ft.)	44.8
	Total Interior Volume (cu. ft.)	98.8
	EPA Interior Volume Index (cu. ft.)	121.1
	EPA Volume behind Front Row (maximum cargo)	68.0

*All dimensions are in inches unless otherwise noted.

**All dimensions are at curb weight with standard tires.

STANDARD FEATURES AND OPTIONS		Pop	Trekking	Lounge
CPOS Package		2DD	2DG	2DJ
Engine	Transmission			
1.4L MultiAir® Turbo I-4 (EAM)	6-speed Automatic with AutoStick (DF4)	23D	23G	23J
Mechanical Features				
Alternator – 150-amp (BA6)		•	•	•
Battery – 500-amp, maintenance-free (BCD)		•	•	•
Engine Block Heater (NHK)		0	0	0
Exhaust System – Single rear with bright tip (NEC)		•	•	•
Steering – Electric power, tilt/telescoping column (SBL/SUD)		•	•	•
Suspension – Normal duty; front MacPherson suspension with coil springs and twin-tube struts with Koni® FSD technology and stabilizer bar; rear twist-beam axle with coil springs and twin-tube shock absorbers with Koni FSD technology (SDA)		•	•	•
Exterior Features				
Body-side – Body-color door moldings (MJF)		•		
– Black door moldings with chrome insert (MJE)			•	
– Body-color door moldings with chrome insert (MJB)				•
– Lower sill and wheel arch accent moldings in Nero (Black)			•	
Door Handles – Chrome (MNC)		•	•	•
Fascias (front) – Body-color (MCU)		•		•
– Body-color with rugged design, Satin Silver accent (MCD)			•	
– Chrome headlamp bezels		•	•	•
– Body-color grille with chrome accent and logo		•	•	•
Fascias (rear) – Body-color (MCU)		•		•
– Body-color with rugged design, Satin Silver accent (MCD)			•	
– Chrome taillamp bezels		•	•	•
Fuel Tank – 13.2-gallon (50-liter) capacity (NFN)		•	•	•
Glass – Deep tint, sunscreen (GEG)		•	•	•
Lighting – Bifunctional halogen projector headlamps (LMC)		•	•	•
– Daytime running lamps (DRLs) (LMK)		•	•	•
– Fog lamps (LNJ)			•	•
License Plate Brow – Body-color		•		•
– Body-color with Nero (Black) license plate area			•	
– Front plate bracket (MDA)		F	F	F

Exterior Features, continued

	Pop	Trekking	Lounge
	2DD	2DG	2DJ
CPOS Package			
Mirrors – Power adjustable, foldaway with spotter mirrors in body color (GTK/LEP)	•	•	
– Power adjustable, foldaway with spotter mirrors in Chrome (GTK/LEN)			•
– Roof-color exterior mirror when packaged with White or Black roof (LFG)	0	0	
Roof – Nero (Black) includes roof-color exterior mirrors in solid, solid+ or metallic finish; mirrors remain Chrome on Lounge models (Fleet option editor) (MXS)	0	0	0
– Bianco (White) includes roof-color exterior mirrors in solid, solid+ or metallic finish; mirrors remain Chrome on Lounge models (Fleet option editor) (MXT)	0	0	0
Sunroof – Dual-pane panoramic glass with vent and 1-touch express open; includes sun visors with illuminated vanity mirrors (packaged with Premium Package and Dual-Pane Sunroof Package) (GWL)		P	P
Tires – 205/55R16 BSW All-Season Touring (TV6)	•		
– 225/45R17 BSW All-Season Performance (included with 17-inch wheels) (TQR)		•	•
– Tire Repair Kit (XFP)	•	•	•
– Compact spare (packaged with Premium Package) (TBC)	F/P	F/P	0
Wheels – 16-inch, 13-spoke Gray glossy-painted aluminum (WN2)	•		
– 17-inch, 7-slotted-spoke machined aluminum (WAC)		•	
– 17-inch, 5-oval-spoke Ecoreflex glossy-painted aluminum (WFM)			•
Windows – Front wipers, variable/intermittent (JHA)	•	•	•
– Power front and rear with 1-touch up/down (JSB)	•	•	•
– Rear window defroster (GFA)	•	•	•
– Rear wiper/washer, intermittent (JHB)	•	•	•
Interior Features			
Armrest – Vinyl-wrapped with storage, coordinated with seat color (CUF)	•	•	•
– Fold-down rear armrest with cup holder (included with leather-trimmed seats) (CSN)		•	•
Assist Handles – Front and rear with coat hooks (CSR)	•	•	•
Cargo area – Multi-position rear cargo shelf panel (CSF)	•	•	•
– Rear cargo area lamp	•	•	•
Climate Control – Air conditioning (HAA)	•	•	
– Automatic Temperature Control (ATC) with Dual-Zone controls (packaged with Premium Package and Popular Equipment Package) (HAF)	P	P	P
Console – Front center floor (CUF)	•	•	•
– Front overhead with reading/map lamps (LBG)	•	•	•
Electronic Vehicle Information Center (EVIC) – Driver-selectable with trip computer, outside temperature, average fuel economy, distance-to-empty, low fuel, service interval and driving range (LAZ)	•	•	•

Interior Features, continued

	Pop	Trekking	Lounge
	2DD	2DG	2DJ
CPOS Package			
Mirrors – Rear-passenger observation mirror (not available with sunroof) (LEE)	•	•	•
– Sun visors with illuminated vanity (packaged with Dual-Pane Sunroof Package and Premium Package) (GNC)		P	P
– Rearview manual day/night adjust (GNA)	•	•	•
– Rearview auto-dimming (packaged with Popular Equipment Package and Premium Package) (GNJ)	P	P	P
Speedometer – 160-mph primary (JCJ)	•	•	•
Instrument Panel – Silver-textured bezel (JER)	•		
– Premium wrapped bezel (included with leather seating) (JEK)		•	•
Power Outlet – 12-volt (JKW)	•	•	•
– 115-volt auxiliary (JKV)			•
Seating – Premium cloth low-back bucket (*D5)	•		
– Premium leather-trimmed bucket (*AL)		•	•
Seats (front) – Driver and front-passenger height adjuster (CDH/CH2)	•	•	•
– 4-way power driver lumbar adjuster (packaged with Popular Equipment Package and Premium Package) (JPW)	P		
– 4-way power driver and front-passenger lumbar adjuster (packaged with Premium Package and Popular Equipment Package) (JRN)		P	P
– Heated front seats (JPM)		•	•
– Map pockets – Front-seat backs (CSM)	•	•	•
Seats (rear) – 60/40 split-folding with tilt, tumble and slide function (CG4)	•	•	•
– 3 headrests (CSH)	•	•	•
Shift Knob – Black, leather-wrapped with Chrome accent (CVC)	•	•	•
Steering Wheel – Leather-wrapped with audio and cruise controls (SCC)	•	•	•
Storage – Front-passenger instrument-panel cubby bin and concealed compartment	•	•	•
– Front-passenger glove box with dampened door	•	•	•

	Pop 2DD	Trekking 2DG	Lounge 2DJ
CPOS Package			
Uconnect®/Multimedia			
Speakers – 6 (RCJ)	•		
– Beats™ Premium Audio System – Includes 6 premium speakers, 8-inch dual-voice coil (DVC) subwoofer with trunk-mounted enclosure, 8-channel amplifier with BeatsAudio digital sound processing (DSP) algorithm (packaged with Premium Package) (RCV)	O/P	•	•
Uconnect 5.0 – Includes 5.0-inch touchscreen display, Integrated Voice Command ⁽¹⁷⁾ with Bluetooth® for hands-free phone, Bluetooth streaming audio, text message reader, ⁽³⁰⁾ personalization settings, AM/FM radio, single CD/MP3 player and Media Hub with auxiliary input jack and remote USB port for seamless integration of portable devices (RA2)	•		
Uconnect 6.5 – Includes 6.5-inch touchscreen, Integrated Voice Command ⁽¹⁷⁾ with Bluetooth for hands-free calling, Bluetooth streaming audio, text message reader, ⁽³⁰⁾ available GPS navigation with enhanced features (see Studio for details), premium Media Hub with auxiliary input jack and remote USB port for seamless integration of portable devices, AM/FM radio, single CP/MP3 player and personalization settings (packaged with Premium Package) (RA3)	P	•	•
SiriusXM® Satellite Radio⁽⁶⁾ – Includes 1-year trial subscription (packaged with Popular Equipment Package and Premium Package) (RSD)	P	•	•
Safety and Security			
Active Head Restraints⁽¹⁾ – Front seats (CBD)	•	•	•
Air Bags⁽²⁾ – Advanced multistage driver and front-passenger (CG3)	•	•	•
– Supplemental front and rear side-curtain (CJ4)	•	•	•
– Supplemental front seat-mounted side (pelvic-thorax) (CJ1)	•	•	•
– Driver’s-side knee-bolster (CG4)	•	•	•
BeltAlert – Passenger seat	•	•	•
Brake System – Antilock 4-wheel disc with Vehicle Dynamics Controls/Systems (BGK/BVQ)	•	•	•
Constant-Force Retractors (CFRs)	•	•	•
Electronic Stability Control (ESC)⁽³⁾ (BNB)	•	•	•
Electronic Roll Mitigation (BNS)	•	•	•
Hill Start Assist (BNG)	•	•	•
Intelligent Battery Sensor (IBS)	•	•	•
Child Seat Anchor System – LATCH-ready (CGU)	•	•	•
ParkSense® Rear Park Assist System⁽⁵⁾ (packaged with Popular Equipment Package and Premium Package) (XAA)	P	P	P
ParkView® Rear Back-Up Camera⁽⁵⁾ (packaged with Popular Equipment Package and Premium Package) (XAC)	P	P	P
Remote Keyless/Illuminated Entry System (GXM)	•	•	•
Sentry Key® Engine Immobilizer – Theft-deterrent system	•	•	•
Tire Pressure Monitoring (TPM) System with display (XGM)	•	•	•
Vehicle Theft Security Alarm (LSA)	•	•	•

	Pop	Trekking	Lounge
	2DD	2DG	2DJ
CPOS Package			
Groups/Packages			
Dual-Pane Sunroof Package – Includes dual-pane power sunroof and sun visors with illuminated vanity mirrors (AWG)		0	0
Popular Equipment Package – Includes power driver 4-way lumbar adjuster, Dual-Zone Automatic Temperature Control (ATC), rearview auto-dimming mirror, SiriusXM® Satellite Radio, ⁽⁶⁾ ParkSense® Rear Park Assist ⁽⁵⁾ and ParkView® Rear Back-Up Camera ⁽⁵⁾ (A6D)	0		
Popular Equipment Package – Includes power driver and passenger 4-way lumbar adjuster, Dual-Zone Automatic Temperature Control (ATC), rearview auto-dimming mirror, ParkSense Rear Park Assist ⁽⁵⁾ and ParkView Rear Back-Up Camera ⁽⁵⁾ (ADC)		0	0
Premium Package – Includes Uconnect® 6.5 with GPS Navigation, Beats™ Premium Audio System, SiriusXM Satellite Radio ⁽⁶⁾ with 1-year trial subscription, power driver 4-way lumbar adjuster, Dual-Zone Automatic Temperature Control (ATC), rearview auto-dimming mirror, ParkSense Rear Park Assist, ⁽⁵⁾ ParkView Rear Back-Up Camera ⁽⁵⁾ and compact spare tire (A6G)	0		
Premium Package – Includes power driver and front passenger 4-way lumbar adjuster, Dual-Zone Automatic Temperature Control (ATC), rearview auto-dimming mirror, ParkSense Rear Park Assist, ⁽⁵⁾ ParkView Rear Back-Up Camera, ⁽⁵⁾ dual-pane panoramic sunroof, sun visors with illuminated vanity mirrors and compact spare tire (requires black or white roof) (A95)		0	
Sunroof Package with Accent – Dual-pane panoramic power sunroof, sun visors with illuminated vanity mirrors and accent roof in Black or White (AD1)			0
Urbana Appearance Package – Includes Satin door handles, gloss black instrument panel bezels, matte Black bodyside moldings, accent color roof in Black or Red, and 17-inch Matte Black aluminum wheels (AAH)		0	

• = Standard. 0 = Optional. P = Available within Package. F = Fleet only.

CHRYSLER
PACIFICA

DODGE
GRAND CARAVAN

DODGE
JOURNEY

FIAT® 500X

MINIVANS/CROSSOVERS



THE ALL-NEW 2017 CHRYSLER PACIFICA

The reinvention of a legend started with a clean sheet of paper. The result — a vehicle with a brand new architecture, dramatic looks and unparalleled functionality, more than 100 standard and available safety and security features and a choice of a gasoline or hybrid engine (Late availability).

Featuring the class-exclusive⁽³⁴⁾ **Stow 'n Go seating and Storage System** and up to 243 different seating configurations with the available seating for eight. With rear seats stowed in the floor, a flat cargo space fits a 4'x8' sheet of plywood. **Other new features include available hands-free sliding doors and liftgate,⁽³⁹⁾ a lightweight and easy to operate Stow 'n Vac vacuum by RIDGID® (Limited) and standard Rotary E-shift.**

Pacifica allows for **less money at the pump with an impressive 28 highway mpg⁽³⁵⁾ while the hybrid model gets an amazing 80 MPGe city⁽³⁶⁾**

PRODUCT HIGHLIGHTS

Benchmark minivan engineering includes:

- Available Forward Collision Warning Plus (FCW+)⁽¹²⁾; Adaptive Cruise Control (ACC) with Stop and Go⁽¹³⁾; Surround-View Camera;⁽⁵⁾ Lane Departure Warning Plus⁽⁵⁾; Stow 'n Vac[®] (Limited); Tri-Pane Panoramic Sunroof; Parallel and Perpendicular Park Assist⁽⁵⁾; available seating for 8; hands-free sliding doors and liftgate⁽³⁹⁾; Uconnect[®] Theater; 9-Speed Automatic transmission; hybrid model (late availability); capless fuel filler

Engine and transmission: 3.6L Pentastar[®] V6 and 9-speed Automatic

Excellent fuel economy: 18 city and 28 hwy mpg⁽³⁵⁾

Maximum cargo volume of 140.5 cu. ft.

Stow 'n Go[®] seating⁽⁶⁶⁾ and storage system – Standard

Sliding door alert system – Standard

Power sliding doors and power liftgate – Available

Front 12-volt DC power accessory outlet – Standard

Remote Start System – Available

Power folding 3rd-row seat with one-touch operation – Available

Second- and 3rd-row retractable window shades – Available

Power 2nd-row windows – Standard

SAFETY & SECURITY

ParkView[®] Rear Back-Up Camera⁽⁵⁾ – Standard

Electronic Stability Control (ESC)⁽³⁾ – Standard

Sentry Key[®] anti-theft engine immobilizer – Standard

Advanced SafetyTec[™] Group – Includes Advanced Brake Assist, FCW+⁽¹²⁾ ACC with Stop and Go⁽¹³⁾ Lane Departure Warning Plus;⁽⁵⁾ Surround-View Camera;⁽⁵⁾ Parallel and Perpendicular Park Assist;⁽⁵⁾ ParkSense Front/Rear Park Assist with Stop;⁽⁵⁾ Auto High-Beam Headlamp Control and rain-sensing wipers – Available

Remote Keyless/Illuminated Entry – Standard

Advanced multistage driver and front-passenger air bags⁽²⁾ with low-risk deployment – Standard

Supplemental side-curtain air bags⁽²⁾ for outboard seating positions in all 3 rows, front-seat-mounted side air bags⁽²⁾ and driver's and front-passenger side knee air bag⁽²⁾ – Standard

FEATURES

Daytime running lamps – Standard

Security alarm – Available



STANDARD ON ALL 2017 PACIFICA MODELS

- Active Noise Cancellation
- Air Bags⁽²⁾ – Advanced multistage driver and front-passenger, includes low-risk deployment
 - Driver’s and front passenger inflatable knee blocker⁽²⁾
 - Front-seat-mounted side⁽²⁾
 - Side-curtain, for outboard passengers in all 3 rows⁽²⁾
- Air Conditioning – 3-Zone Temperature Control
- Assist Handles – Front-row passenger mounted on A-pillar, 2nd-row passenger mounted over sliding doors and on B-pillars
- Battery – 730-amp, maintenance-free (gas engine models)
- Brakes – 4-wheel antilock with discs
- Child Seat Anchor System (LATCH) – Mounts for 2 child seats in the 2nd row help ease the installation of compatible aftermarket child seats
- Conversation Mirror
- Driver’s-side Stow ‘n Go[®] Assist
- Electronic Stability Control (ESC)⁽³⁾ – Includes Brake Assist and All-Speed Traction Control
- Fuel Tank – 19 gallon (gas engine models)
- Glass – Sunscreen
- ParkView[®] Rear Back-Up Camera⁽⁵⁾
- Power, Heated Mirrors
- Power Outlet – 12-volt
- Seats – 2nd-row Stow ‘n Go bucket seats that fold in the floor and include 2nd-row in-floor storage bins (gas engine models)
- Sill Appliqué – Body-color
- Speed Control
- Steering Column – Tilt/telescoping
- Steering Wheel – Mounted audio controls
- Tip Start – Quiet start, prevents double starts
- Uconnect[®] Voice Command⁽¹⁷⁾ – Hands-free communication system includes iPod[®] connection in glove compartment
- Windows – Power front and 2nd row

POWERTRAIN

Engine	Transmission	LX	Touring	Touring-L	Touring-L Plus	Limited
3.6L DOHC 24V Pentastar [®] V6 287 hp @ 6,400 rpm 262 lb-ft @ 4,000 rpm	9-speed Automatic	S	S	S	S	S

S = Standard.

DIMENSIONS⁽¹⁾/SPECIFICATIONS

Exterior			
Wheelbase		121.6	
Overall Length		203.6	
Overall Width		79.6	
Overall Height		69.9	
Track	– Front	– Gas engine models	68.3
		– Hybrid models	68.2
	– Rear	– Gas engine models	68.3
		– Hybrid models	68.2
Turning Diameter (curb-to-curb) (ft)		39.7	
Interior			
Head Room	– 1 st	40.1	
	– 2 nd	39.6	
	– 3 rd	38.7	
Leg Room	– 1 st	41.1	
	– 2 nd	39	
	– 3 rd	36.5	
Shoulder Room	– 1 st	63.8	
	– 2 nd	63	
	– 3 rd	61.2	

Interior, continued		
Hip Room	– Front	59
	– Intermediate	64.8
	– Rear	49.6
Passenger Interior Volume (cu. ft.)		165
Curb Weight (est.) (lb)	– Gas engine models	4,330
	– Hybrid models	4,943
Cargo Capacity ⁽²⁾ (est.) (cu. ft.)	– Behind 3 rd row	32.3
	– Behind 2 nd row	87.5
	– Maximum	140.5
Fuel Tank Capacity (gal)	– Gas engine models	19
	– Hybrid models	16.5
EPA Fuel Economy est. mpg ⁽³⁾ (city/highway)	– Gas engine models	18/28
	– Hybrid models	80 MPGe

⁽¹⁾All dimensions are in inches unless otherwise noted.

⁽²⁾Does not include seat tub capacity.

⁽³⁾Based on manufacturer testing. Actual mileage may vary.

STANDARD FEATURES AND OPTIONS	LX	Touring	Touring-L	Touring-L Plus	Limited	Touring Hybrid	Limited Hybrid
CPOS	2DE	2DK	2DL	2DJ	2DP	2DA	2DC
Engine and transmission							
3.6L Pentastar® V6 Variable Valve Timing (VVT) with 9-speed automatic	25E	25K	25L	25J	25P		
3.6L Pentastar V6 VVT with Stop-Start and 9-speed automatic (late availability)	27E	27K	27L	27J	27P		
3.6L V6 Hybrid engine (late availability)						2EA	2EC
Mechanical Features							
Alternator – 160-amp (BAB)	•	•					
– 180-amp (packaged with Stop-Start configuration on LX/Touring) (BAD)	P	P	•		•		
– 220-amp (included with Uconnect® Theater, Uconnect Theater and Sound Group and Trailer Tow Group) (BAJ)			P	•	P		
Battery – 650-amp (packaged with Stop-Start configuration) (BCZ)	P	P	P	P	P	•	•
– 730-amp, maintenance-free (BCN)	•	•	•	•	•		
Brakes – 4-wheel antilock disc regenerative brakes (BRT)						•	•
– 4-wheel antilock with discs (BRG)	•	•	•	•	•		
Defroster – Rear (GFA)	•	•	•	•	•	•	•
Engine Block Heater (NHK)	0	0	0	0	0		
Fuel Tank – 16.5-gallon (NF3)						•	•
– 19-gallon (NF1)	•	•	•	•	•		
Suspension – Heavy-duty (SDB)						•	•
– Normal-duty (SDA)	•	•	•	•	•		
– Touring-tuned (included with 18-inch aluminum wheels) (SDC)			P	P	•		
Tip Start – Quiet start, prevents double starts (XBN)	•	•	•	•	•	•	•
Exterior Features							
Door Handles – Body-color (MNK)	•	•					
– Bright (MNC)			•	•	•	•	•
Doors – Power sliding (JRK)		•	•	•	•	•	•
– Hands-Free Sliding Doors and Liftgate ⁽³⁹⁾ (AAC)				0	•		
Fog Lamps – LED fog lamps (LNV)					•		
– Premium (LNN)			•	•		•	•
Glass – Sunscreen (GAE)	•	•	•	•	•	•	•
Grille – Black (MFS)	•	•					

Exterior Features, continued	LX	Touring	Touring-L	Touring-L Plus	Limited	Touring Hybrid	Limited Hybrid
CPOS	2DE	2DK	2DL	2DJ	2DP	2DA	2DC
– Black grille with bright surround (MAG)						•	•
– Black upper grille (MHK)			•	•	•		
Headlamps – Auto High-Beam Headlamp Control (included with Advanced SafetyTec™ Group) (LMS)				P	P		P
– Automatic (LMG)		•	•	•	•	•	•
– Dual High Intensity Discharge (HID) (LM2)					•		
– Halogen (LMA)	•	•					
– Quad halogen (LME)			•	•		•	•
Liftgate – Power (JRC)		0	•	•	•	0	•
Mirrors – Foldaway, power, heated (GTS)	•	•					
– Foldaway, power, heated body-color (GTL)			•	•		•	
– Foldaway, power, heated with Chrome exterior with supplemental turn indicator (GUU)							•
– Power-folding, power, heated with Chrome exterior, memory feature, auto-dimming, driver side, courtesy lamps, supplemental turn indicator, auto-adjust-in-Reverse (GU5)					•		
Molding – Bodyside, bright (MHE)			•	•	•		•
Roof Rack – Stow 'n Place,® Black (MW1)	F	F	•				
– Stow 'n Place with bright side rails (MWE)				•	•		•
Sill Appliqué – Body-color (MPK)	•	•	•	•	•	•	•
Tires – 235/65R17 BSW All-Season	•	•	•	•		•	•
– 235/60R18 BSW All-Season			0	0	•		0
– 245/50R20 BSW All-Season					0		
– Tire service kit (XFP)	•	•	•	•	•	•	•
– Inflatable spare tire kit (XGQ)	F	F	0				
– Inflatable spare tire kit with sealant (packaged with Delete Vacuum on Limited) (XG1)			F	0	P		
Tri-Pane Panoramic Sunroof – Power (GWJ)					•		•
Wheels – 17-inch aluminum (WFN)	•	•					
– 17-inch aluminum (WFS)		0	•				
– 17-inch aluminum (WGZ)				•		•	
– 18-inch aluminum (WPR)			0	0			
– 18-inch polished aluminum (WPD)					•		

Exterior Features, continued	LX	Touring	Touring-L	Touring-L Plus	Limited	Touring Hybrid	Limited Hybrid
CPOS	2DE	2DK	2DL	2DJ	2DP	2DA	2DC
– 18-inch polished aluminum (WPU)							•
– 20-inch aluminum (packaged with 8-passenger seating) (WPA)					P		
Windshield Wipers – Front, rain-sensing (included with Advanced SafetyTec™ Group) (JHC)				P	P		P
– Front, variable/intermittent (JHA)	•	•	•	•	•	•	•
– Rear wiper/washer (JHB)	•	•	•	•	•	•	•
Interior Features							
Air Conditioning – 3-Zone Automatic Temperature Control (HAH)			•	•	•	•	•
– 3-Zone Manual Temperature Control (HAK)	•	•					
Door Locks – Power (JPB)	•	•	•	•	•	•	•
Grocery Bag Hooks – On 3 rd -row seatbacks (XGH)			•	•	•		•
Lighting – Cargo compartment lamp (LDB)	•	•	•	•	•	•	•
– Footwell courtesy lamp (LBB)					•		
– Front, courtesy (LCA)	•	•	•	•	•	•	•
– Glove box lamp (LBC)			•	•	•		
– Liftgate, single floodlamp (LDF)			•	•	•		
– Overhead, ambient surround (LCJ)	•	•	•	•	•	•	•
– Rear reading/courtesy lamps (LBH)		•	•	•	•	•	•
– Right and left front door search lights (XHA/XHB)					•		
Mirrors – Auto-dimming rearview with integrated microphone (GN5)				•	•		
– Illuminated visor vanity (GN9)	•	•	•	•	•	•	•
– Rearview with microphone (GR4)	•	•	•			•	•
Power Outlets – Auxiliary, 12-volt in instrument panel (JJJ)	•	•	•	•	•	•	•
– Auxiliary, 115-volt (included with Uconnect® Theater Package and Uconnect Theater and Sound Group) (JKV)				•	P		P
Remote Start System (XBM)			•	•	•		•
Shades – 2 nd - and 3 rd -row retractable (GF1)			0	•	•		
Speed Control (NHM)	•	•	•	•	•	•	•
– Adaptive Cruise Control (ACC) ⁽¹³⁾ with Stop and Go (included with Advanced SafetyTec Group) (NHZ)				P	P		P

Interior Features, continued	LX	Touring	Touring-L	Touring-L Plus	Limited	Touring Hybrid	Limited Hybrid
CPOS	2DE	2DK	2DL	2DJ	2DP	2DA	2DC
Steering Column – Tilt/telescoping (SUD)	•	•	•	•	•	•	•
Steering Wheel – Heated (NHS)				•	•		•
– Luxury (SCK)					•		•
– Mounted audio controls (RDZ)	•	•	•	•	•	•	•
Storage – Floor tray (CVU)	•	•	•	•	•	•	•
– Glove box, locking (JKA)	•	•	•	•	•	•	•
– Lower instrument panel cubby (RF9)	•	•	•		•	•	•
– Super console - includes illuminated cup holders (CA9)				•	•		
Stow 'n Vac Integrated Vacuum Cleaner (CJW)					•		
– Vacuum delete (includes inflatable spare tire) (CJJ)					0		
Trip Computer – Electronic Vehicle Information Center (EVIC) with display in instrument cluster, controls mounted on steering wheel (LAZ)	•	•	•	•	•	•	•
Universal Garage Door Opener – Programmable, 3-function (XGD)			•	•	•		
Windows – Front, power with driver's 1-touch up/down, front-passenger 1-touch down, power 2 nd -row (JP3/JPG)	•	•	•	•	•	•	•
– Power front and rear 1-touch up/down (JSB)				•	•		
Seating and Trim							
Seats – Cloth (*B7)						•	
– Driver's 4-way power lumbar support (included with power driver's seat) (JPU)	•	•	•	•	•	•	•
– 8-way power driver's seat (with memory on Limited non-hybrid only) (JPR)	•	•	•	•	•	•	•
– 8-way power front-passenger seat (JRG)				•	•		•
– Heated 2 nd -row (JPZ)				•	•		
– Heated front (JPM)			•	•	•		•
– Leather-trimmed (*ML)			•				
– Perforated leather trim (*EL)				•			
– Premium cloth (*H7)	•	•					
– Premium leather-trimmed (*AL)					•		•
– 2 nd -row Stow 'n Go® bucket seats that fold in the floor and include 2 nd -row in-floor storage bins (CYC)	•	•	•	•	•		
– Seating for 8 (included with Seating for 8 and 20-inch Wheels Group not available with Tri-Pane Panoramic Sunroof) (CYF)	0	0	0	0	P		

Seating and Trim, continued	LX	Touring	Touring-L	Touring-L Plus	Limited	Touring Hybrid	Limited Hybrid
CPOS	2DE	2DK	2DL	2DJ	2DP	2DA	2DC
– Stow ’n Go® Assist driver’s side (CJK)	•	•	•	•	•		
– Stow ’n Go Assist passenger side (CJZ)				•	•		
– 3 rd -row power folding Stow ’n Go 60/40 bench seats that fold in the floor (JRJ)					•		
– 3 rd -row Stow ’n Go 60/40 bench seat that folds in the floor (CFX)	•	•	•	•	•	•	•
– Ventilated front seats (CAJ)					•		•
Uconnect® Multimedia							
SiriusXM® Satellite Radio ⁽⁶⁾ (RSD)		•	•	•	•	•	•
Sound Systems – Harman Kardon® 20 speakers (included with 20-Speaker Harman Kardon Sound Group and Uconnect Theater and Sound Group) (RGE)				P	P		
– Alpine®, 13 speakers (included with Uconnect Theater Package and 13-Speaker Alpine Sound Group) (RC3)			P	•	•		P
– 6 speakers (RCG)	•	•	•			•	•
Uconnect 5.0 – Includes 5-inch touchscreen, AM/FM, Aux/USB, integrated voice command ⁽¹⁷⁾ with Bluetooth®, voice text reply ⁽³⁰⁾ (RA2)	•	•	•				
Uconnect 8.4 – Includes 8.4-inch touchscreen, AM/FM, Aux/USB, integrated voice command ⁽¹⁷⁾ with Bluetooth, voice text reply ⁽³⁰⁾ Uconnect Access ⁽²⁷⁾ (6-month subscription), Siri® Eyes Free, ⁽⁴⁰⁾ Do Not Disturb, Vehicle User Guide, Drag and Drop menu bar (RA3)		O	O	•		•	
Uconnect 8.4 NAV – Includes 8.4-inch touchscreen, AM/FM, Aux/USB, integrated voice command ⁽¹⁷⁾ with Bluetooth, voice text reply ⁽³⁰⁾ Uconnect Access ⁽²⁷⁾ (with 1-year subscription), Siri Eyes Free, ⁽⁴⁰⁾ Do Not Disturb, Vehicle User Guide, Drag and Drop menu bar, HD radio, Navigation, SiriusXM Traffic ⁽⁶⁾ and SiriusXM Travel Link ⁽⁶⁾ (RA4)	F	F	F	O	•	O	•
Uconnect Voice Command ⁽¹⁷⁾ – Hands-free communication system (XRB)	•	•	•	•	•	•	•
Safety & Security							
Air Bags ⁽²⁾ – Advanced multistage driver and front-passenger, includes low-risk deployment (CG3)	•	•	•	•	•	•	•
– Driver’s- and front-passenger side inflatable knee blocker (CGY/CHF)	•	•	•	•	•	•	•
– Front-seat-mounted side (CJ1)	•	•	•	•	•	•	•
– Side-curtain, for outboard passengers in all 3 rows (CJ5)	•	•	•	•	•	•	•
Blind-Spot Monitoring (BSM) ⁽⁵⁾ – Included with SafetyTec™ Group and Advanced SafetyTec Group on Limited Hybrid (XAN)	P	P	•	•	•	P	P
Child Seat Anchor System (LATCH) (CGU)	•	•	•	•	•	•	•
Electric Parking Brake with Safe Hold (XC4)	•	•	•	•	•	•	•
Electronic Stability Control (ESC) ⁽³⁾ – Includes Brake Assist and All-Speed Traction Control (BNB)	•	•	•	•	•	•	•

	LX	Touring	Touring-L	Touring-L Plus	Limited	Touring Hybrid	Limited Hybrid
Safety & Security, continued							
CPOS	2DE	2DK	2DL	2DJ	2DP	2DA	2DC
Forward Collision Warning Plus (FCW+) ⁽¹²⁾ (included with Advanced SafetyTec™ Group) (LSU)				P	P		P
KeySense® (GX3)	0	0	0	0	0	0	0
Lane Departure Warning Plus ⁽²⁸⁾ (included with Advanced SafetyTec Group) (LAS)				P	P		P
Parallel and Perpendicular Park Assist ⁽⁵⁾ (included with Advanced SafetyTec Group) (XH5)				P	P		P
ParkSense® Front/Rear Park Assist with Stop ⁽⁵⁾ (included with Advanced SafetyTec Group) (XH4)				P	P		P
ParkSense Rear Park Assist System with Stop ⁽⁵⁾ – Assists while parking (included with SafetyTec Group) (XH3)	P	P	•	•	•	P	•
ParkView® Rear Back-Up Camera ⁽⁵⁾ (XAC)	•	•	•	•	•	•	•
Rear Cross-Path Detection System ⁽⁵⁾ (included with SafetyTec Group and Advanced SafetyTec Group on Limited Hybrid) (XAN)	P	P	•	•	•	P	P
Remote Keyless/Illuminated Entry System – Includes 2 transmitters, Sentry Key® antitheft engine immobilizer, headlamps-off time delay (GXM)	•	•	•	•	•	•	•
Remote Proximity Entry – Includes 2 transmitters, Sentry Key antitheft engine immobilizer (GXD)		•	•	•	•	•	•
Security Alarm (LSA)			•	•	•	•	•
Surround-View Camera ⁽⁵⁾ (included with Advanced SafetyTec Group) (XAK)				P	P		P
Tire Pressure Monitoring System (XGM)	•	•	•	•	•	•	•
Trailer Sway Control (TSC) ⁽³⁾ (included with Trailer Tow Group) (BNT)			P	P	P		
Packages/Equipment Groups							
13-Speaker Alpine® Sound Group – Includes 13 Alpine speakers, 3 rd -row USB charge port, Uconnect® 8.4 (AMA)			0				
20-Speaker Harman Kardon® Sound Group – Includes 20 speakers and 760-watt amplifier (AAX)				0			
Advanced SafetyTec Group – Includes Advanced Brake Assist, FCW+ ⁽¹²⁾ rain-sensitive windshield wipers, Auto High-Beam Headlamp Control, Adaptive Cruise Control (ACC) ⁽¹³⁾ with Stop and Go, Lane Departure Warning Plus ⁽²⁸⁾ Blind-Spot Monitoring (BSM) ⁽⁵⁾ Surround-View Camera ⁽⁵⁾ ParkSense Front/Rear Park Assist with Stop ⁽⁵⁾ Parallel and Perpendicular Park Assist with Stop ⁽⁵⁾ (ALP)				0	0		0
SafetyTec Group – Includes ParkSense Rear Park Assist with Stop ⁽⁵⁾ BSM ⁽⁵⁾ Rear Cross-Path Detection System ⁽⁵⁾ (AC5)	0	0	•	•	•	0	
Seating for 8 and 20-inch Wheels Group (deletes Tri-Pane Panoramic Sunroof; late availability) (AMM)					0		
Trailer Tow Group – Includes trailer tow wiring harness, Class II hitch receiver, also Trailer Sway Damping ⁽³⁾ heavy-duty radiator and 220-amp alternator (on Limited) (AHT)			0	0	0		

Packages/Equipment Groups, continued	LX	Touring	Touring-L	Touring-L Plus	Limited	Touring Hybrid	Limited Hybrid
CPOS	2DE	2DK	2DL	2DJ	2DP	2DA	2DC
Uconnect® Theater and Sound Group – Includes 220-amp alternator, 115-volt auxiliary power outlet, 20 Harman Kardon® speakers, wireless headphones, video remote control, HDMI input, 2 10-inch seatback touchscreens, USB port, 760-watt amplifier, Blu-ray™/DVD player (AAH)					0		
Uconnect Theater Package – Includes 220-amp alternator, 115-volt auxiliary power outlet, 13 Alpine® speakers, wireless headphones, video remote control, HDMI input, 3 rd -row USB charge port, 2 10-inch seatback touchscreens, video USB port, Blu-ray/DVD player (not available with Uconnect Theater and Sound Group) (AT1)				•	0		0

• = Included. P = Available within Package noted. O = Optional. F = Fleet only.



For 2017, the family-friendly Grand Caravan delivers **outstanding passenger comfort, connectivity and infotainment** – with, of course, **impressive performance with the 3.6L Pentastar® V6**. Along with the choice of **seven-occupant seating or 140.3 cu. ft. of maximum cargo-carrying capability**, Grand Caravan offers the ParkSense Rear Park Assist System.⁽⁵⁾ Standard equipment is exceptional, and includes the **Electronic Stability Control (ESC)⁽³⁾ system, Remote Keyless/Illuminated Entry System and the available innovative Super Stow 'n Go seating and storage system**. Economy is ensured by the **fuel-efficient (up to 25 hwy mpg⁽⁶⁾) Pentastar® V6 mated to a proven six-speed Automatic with fuel-economizer mode**. No vehicle can claim the honors and heritage of this fleet favorite.

PRODUCT HIGHLIGHTS

Engine and transmission:

- **3.6L Pentastar® Flex Fuel V6 with 6-speed Automatic**

Phenomenal connectivity, including the Radio 430N with AM/FM/CD/DVD,⁽⁹⁾ plus Navigation radio with separate Voice Command⁽⁷⁾ – All available

Benchmark minivan engineering includes:

- **Blind Spot Monitoring (BSM)⁽⁵⁾** – Available
- **Rear Cross-Path Detection⁽⁵⁾ System** – With audio and visual alerts – Available

140.3 cu. ft. maximum cargo volume

Super Stow 'n Go® seating and storage system – Available

Sliding door alert system – Standard

Power sliding doors and power liftgate – Available

Front and rear 12-volt DC power accessory outlets – Standard

2nd- and 3rd-row retractable window shades – Available

Power 2nd-row windows/rear quarter vents – Available

ParkView® Rear Back-Up Camera⁽⁵⁾ – Available

ParkSense® Rear Park Assist System⁽⁵⁾ – Available

Remote Keyless/Illuminated Entry System – Standard

SAFETY & SECURITY

BSM⁽⁵⁾ – Available (included with Safety Sphere Group on GT models only)

Advanced multistage driver and front-passenger air bags⁽²⁾ with low-risk deployment – Standard

Supplemental side-curtain air bags⁽²⁾ for the outboard seating position in all 3 rows – Standard

Front-seat-mounted side air bags⁽²⁾ – Standard

Driver's-side inflatable knee blocker⁽²⁾ – Standard

ESC⁽³⁾ system – Standard

4-wheel antilock disc brakes – Standard

Sentry Key® antitheft engine immobilizer – Standard

Security alarm – Available

FEATURES

Smoker's Group – Available

Radio 430N – Available

Daytime running lamps – Standard

Delete Flex Fuel – Available

Security alarm – Available





STANDARD ON ALL 2017 GRAND CARAVAN MODELS

- **Air Bags⁽²⁾** – Advanced multistage driver and front-passenger,⁽²⁾ includes low-risk deployment
 - Driver’s-side inflatable knee blocker⁽²⁾
 - Front-seat-mounted side⁽²⁾
 - Side-curtain, for outboard passengers in all 3 rows⁽²⁾
- **Air Filtration**
- **Alternator** – 160-amp
- **Assist Handles** – Front-row passenger mounted on A-pillar, 2nd-row passengers mounted over sliding doors and on B-pillars
- **Battery** – 730-amp, maintenance-free
- **Brakes** – 4-wheel antilock with heavy-duty discs
- **Child Seat Anchor System (LATCH)** – Mounts for 2 child seats in the 2nd-row help ease the installation of compatible aftermarket child seats
- **Defroster** – Rear
- **Door Locks** – Power
- **Electronic Stability Control (ESC)⁽³⁾ System** – Includes 4-wheel antilock disc brakes, Brake Assist and All-Speed Traction Control
- **Floor Silencer** – Rear
- **Fuel Optimizer Calibration**
- **Fuel Tank** – 20-gallon
- **Grocery Bag Hooks** – 3rd-row seatbacks and back of driver’s seat
- **Heavy-duty Engine Cooling**
- **Lighting** – Door, courtesy
 - Liftgate, single floodlamp
- **Power Outlets** – 12-volt DC located in instrument panel and rear quarter trim panel
 - Auxiliary, 12-volt in instrument panel
- **Seats** – Reactive front head restraints⁽¹⁾
- **Speed Control**
- **Steering Column** – Tilt/telescoping
- **Steering Wheel** – Mounted audio controls
- **Storage** – Driver’s door sill bin and left rear quarter trim bin
 - Glove box, dual
- **Tip Start** – Quiet start; prevents double starts
- **Tire Pressure Monitoring System** – Warning lamp
- **Trailer Sway Damping⁽³⁾**
- **Windshield Wipers** – Front, variable/intermittent
 - Rear wiper/washer

DIMENSIONS⁽¹⁾/SPECIFICATIONS

Exterior	All models	
Wheelbase	121.2	
Overall Length	203.7	
Overall Width	78.7	
Overall Height	69	
Track	– Front	65.6
	– Rear	64.8
Turning Diameter (ft), Curb-to-Curb	39.1	
Interior	All models	
Head Room	– Front	39.8
	– Intermediate	37.0 (with bench seat) 39.3 (with Captain’s Chairs)
	– Rear	37.9
Leg Room	– Front	40.7
	– Intermediate	37.1 (with bench seat) 36.5 (with Captain’s Chairs)
	– Rear	37.7 (with 2 nd -row bench seat) 32.7 (with 2 nd -row Captain’s Chairs)
Shoulder Room	– Front	63.7
	– Intermediate	64.7 (with bench seat) 64.1 (with Captain’s Chairs)
	– Rear	62.0
Hip Room	– Front	58.4
	– Intermediate	64.8 (with bench seat) 65.0 (with Captain’s Chairs)
	– Rear	48.7

DIMENSIONS⁽¹⁾/SPECIFICATIONS

Interior, continued	All models	
Passenger Interior Volume (cu. ft.)	163.5	
Seating Capacity	7	
Curb Weight (estimated; lb)	4,510	
Cargo Capacity ⁽²⁾	– Behind 3 rd row (cu. ft.)	31.1
	– Behind 2 nd row (cu. ft.)	78.9
	– Maximum (cu. ft.)	140.3
Fuel Tank Capacity (gal)	20.0	
EPA Fuel Economy est. (city/highway mpg)	3.6L V6	17/25 ⁽³⁾

⁽¹⁾Based on 2016MY vehicle information. All dimensions are in inches unless otherwise noted.

⁽²⁾Does not include seat bin capacity.

⁽³⁾Based on 2016 EPA estimates. Actual mileage may vary.

POWERTRAIN

Engine	Transmission	All models
3.6L Pentastar® DOHC VVT V6 283 horsepower @ 6,400 rpm 260 lb-ft of torque @ 4,400 rpm	6-speed Automatic	S

S = Standard.

STANDARD FEATURES AND OPTIONS	SE	SE Plus	SXT	GT
CPOS	2DE	2DQ	2DP	2DN
Engine and Transmission				
3.6L Pentastar® Flex Fuel V6 with 6-speed automatic	29E	29Q	29P	29N
Mechanical Features				
Alternator – 160-amp (BAB)	•	•	•	•
Battery – 730-amp, maintenance-free (BCN)	•	•	•	•
Brakes – 4-wheel antilock with heavy-duty discs (BR3)	•	•	•	•
Defroster – Rear (GFA)	•	•	•	•
Engine Block Heater (NHK)	0	0	0	0
Fuel Optimizer Calibration (LAV)	•	•	•	•
Fuel Tank – 20-gallon (NFA)	•	•	•	•
Heavy-duty Engine Cooling (NMC)	•	•	•	•
Suspension – Load-leveling and height control (included with Trailer Tow Group on GT and with Mobility Prep Group on SE and SXT; not available with Blacktop Package) (SER)	F		F	P
– Performance-tuned (SDD)				•
– Touring-tuned (SDC)	•	•	•	
Tip Start – Quiet start; prevents double starts (XBN)	•	•	•	•
Exterior Features				
Belt Molding – Black (MMG)	•	•		•
– Bright (not available with Blacktop Package) (MMS)			•	
Door Handles – Body-color (MNK)	•	•	•	•
Doors – Manual sliding (GKD/GKB)	•	•		
– Power sliding (JRA/JRB)			•	•
Fascias – Body-color (MLA)	•	•	•	•
Fog Lamps (LNJ)			•	•
Glass – Sunscreen (GAE)	•	•	•	•
Grille – Black/bright (MFM)	•	•	•	
– Body-color (MFK)				•
– Gloss Black (included with Blacktop Package) (MFF)		P	P	
Headlamps – Automatic (LMG)			•	•
– Black bezels (included with Blacktop Package) (MFA)		P	P	•

Exterior Features, continued

	SE	SE Plus	SXT	GT
CPOS	2DE	2DQ	2DP	2DN
– Daytime running lamps (LMN)	•	•	•	•
– Quad halogen (LME)	•	•	•	•
Liftgate – Power (JRC)			•	•
Mirrors – Foldaway, power, heated with Black exterior (GTS)	•			
– Foldaway, power, heated with body-color exterior (GTS/LEP)		•	•	•
Molding – Bodyside, body-color (MJF)	•	•	•	•
Roof Rack – Stow 'n Place, [®] Black (MW1)				0
– Stow 'n Place, Bright (MWE)			•	
Tire Inflator Kit (XFP)	•	•	•	
Tires – 225/65R17 BSW Touring (TU3)	•	•	0	0
– P225/65R17 BSW All-Season (TRZ)	0	0	•	•
– Spare, compact (TBC)	0	0	0	0
Wheels – 17-inch aluminum (included with Blacktop Package) (WFH)		P	P	•
– 17-inch aluminum Granite Crystal (WF6)			•	
– 17-inch Satin Carbon aluminum (WGB)		•		
– 17-inch steel with wheel covers (W7A)	•			
Windshield Wipers – Front, variable/intermittent (JHA)	•	•	•	•
– Rear wiper/washer (JHB)	•	•	•	•
Interior Features				
Air Conditioning – 3-Zone Automatic Temperature Control (included with Driver's Convenience Group) (HAH)			P	•
– 3-Zone manual temperature control (HAK)	•	•	•	
– Dual-Zone front manual temperature control (HAD)	F			
Air Filtration (JMA)	•	•	•	•
Assist Handles – Front-row passenger mounted on A-pillar, 2 nd -row passengers mounted over sliding doors and on B-pillars (CSR/CSV/CSZ)	•	•	•	•
Door Locks – Power (JPB)	•	•	•	•
Floor Mats – Easy-clean (CL9)	•	•	•	•
Floor Silencer – Rear	•	•	•	•
Grocery Bag Hooks – On 3 rd -row seatbacks and back of driver's seat (XGH)	•	•	•	•

Interior Features, continued	SE	SE Plus	SXT	GT
CPOS	2DE	2DQ	2DP	2DN
Lighting – Door, courtesy (LCB)	•	•	•	•
– Front courtesy lamp, rear dome lamp (LCA/LCH)	•	•	•	
– Illuminated front door storage (included with Driver's Convenience Group) (LCN)			P	•
– Liftgate, single floodlamp (LDF)	•	•	•	•
– Overhead, ambient surround (included with Driver's Convenience Group) (LCJ)			P	•
– Rear swiveling overhead reading/courtesy lamps (included with Driver's Convenience Group) (LCM)			P	•
Mirrors – Auto-dimming rearview mirror with integrated microphone (included with Uconnect® Hands-Free Group, Single-DVD Entertainment Group, Uconnect Voice Command ⁽¹⁷⁾) (GN5)	P	•	•	P
– Driver's-side visor vanity (GNF)	•	•	•	
– Illuminated visor vanity (included with Driver's Convenience Group) (GN9)			P	•
Power Outlets – 12-volt DC located in instrument panel and rear quarter trim panel (XHL)	•	•	•	•
– Auxiliary, 12-volt in instrument panel (JKP)	•	•	•	•
– Auxiliary, 115-volt inverter in front of driver's-side quarter trim panel; includes 2 USB ports and an HDMI port (included with single-DVD player) (JKV)	P	P	P	•
Remote Start System (XBM)			•	•
Shades – 2 nd - and 3 rd -row retractable (included with Driver's Convenience Group) (GF4/GF5/GF6)			P	•
Shift Knob – Leather-wrapped (included with Uconnect Hands-Free Group or Blacktop Package) (CVB)	P	•	•	•
– Urethane (CV3)	•			
Speed Control (NHM)	•	•	•	•
Steering Column – Tilt/telescoping (SUD)	•	•	•	•
Steering Wheel – Heated (included with Driver's Convenience Group) (NHS)			P	•
– Leather-wrapped (included with Uconnect Hands-Free Group, Rear Park Assist ⁽⁵⁾ Package or Blacktop Package) (SCL)	P	•	•	•
– Luxury (SCK)	•			
– Mounted audio controls (RDZ)	•	•	•	•
Storage – Console, floor-mounted with 4 cup holders (CUQ)		•		
– Driver's door sill bin and left rear quarter trim bin (CB7)	•	•	•	
– Glove box, dual (lower is lockable) (JKN)	•	•	•	•
– Open bin in lower instrument panel (RF9)	•	•	•	•
– Super Console (CA9)			•	•
Trip Computer – Electronic Vehicle Information Center (EVIC) with display in instrument cluster, controls mounted on steering wheel (included with Rear Park Assist ⁽⁵⁾ Package) (LAZ)			P	•

Interior Features, continued	SE	SE Plus	SXT	GT
CPOS	2DE	2DQ	2DP	2DN
Universal Garage Door Opener – Programmable, 3-function (included with Driver's Convenience Group) (XGD)			P	•
Windows – Front, power with driver's 1-touch down (JPD)	•			
– Front, power with driver's 1-touch up/down, front-passenger 1-touch down, power 2 nd -row and power 3 rd -row quarter vents (included with Power Window Group) (JP5/JKG)	P	•	•	•
Seating and Trim				
Seats – 2 nd -row bench seat with 3 rd -row Stow 'n Go® 60/40 bench seat that folds in the floor (CYY)	•			
– 2 nd -row Super Stow 'n Go® bucket seats that fold in the floor and include a 2 nd -row in-floor storage bin (CYC)	O	•	•	•
– 8-way power driver's seat (JPR)	F		•	
– 8-way power driver's and front-passenger seat (JPT)				•
– Driver's 2-way power lumbar support (included with power driver and front-passenger seat) (JPE)	P		•	•
– Heated 2 nd -row seats (included with Driver's Convenience Group) (JPZ)				•
– Heated front seats (included with Driver's Convenience Group) (JPM)			P	•
– Leather-trimmed 1 st - and 2 nd -row (*AL)				•
– Leatherette and suede-trimmed (*CL)			•	
– Premium cloth (*H7)	•			
– Premium cloth (*N7)		•		
– Reactive front head restraints ⁽⁵⁾ (CBD)	•	•	•	•
Uconnect® Multimedia				
Radio 130 – CD/MP3 radio (RES)	•	•	•	
Radio 430 – CD/DVD/MP3/HDD radio with 6.5-inch touchscreen, 28GB hard drive (approximately 6,700-song capacity), Gracenote MusicID® and audio jack input (included with Single-DVD Entertainment Group) (RBZ)	F/P	O/P	O/P	•
Radio 430N – CD/DVD/MP3/HDD radio with 6.5-inch touchscreen, Garmin® Navigation, 28GB hard drive (approximately 6,700-song capacity), Gracenote MusicID and audio jack input (RHB)	F		O	O
SiriusXM® Satellite Radio ⁽⁶⁾ – Includes complimentary 1-year subscription (available only in the continental United States; included with the Uconnect Hands-Free Group, Single-DVD Entertainment Group or Uconnect 430N radio) (RSC)	P	•	•	•
Uconnect® Voice Command ⁽¹⁷⁾ – Hands-free communication system includes auto-dimming rearview mirror with microphone and iPod® connection in glove compartment (included with Uconnect Hands-Free Group or Driver's Convenience Group) (RSP)	P	•	•	•
Sound Systems – 6 speakers (RCG)	•	•	•	
– 9 amplified speakers with subwoofer powered by a 506-watt amplifier (RC3)				•

Uconnect® Multimedia, continued	SE	SE Plus	SXT	GT
CPOS	2DE	2DQ	2DP	2DN
Safety and Security				
Air Bags ⁽²⁾ – Advanced multistage driver and front-passenger, includes low-risk deployment (CG3)	•	•	•	•
– Driver’s-side inflatable knee blocker (CGY)	•	•	•	•
– Front-seat-mounted side (CJ1)	•	•	•	•
– Side-curtain, for outboard passengers in all 3 rows (CJ5)	•	•	•	•
Blind Spot Monitoring (BSM) ⁽⁵⁾ – Utilizes sensors in the vehicle bumper which help detect adjacent vehicles which may not appear in vehicle mirrors (included with Safety Sphere Group) (XAN)				P
Child Seat Anchor System (LATCH) – Mounts for 2 child seats in the 2 nd row help ease the installation of compatible aftermarket child seats (CGU)	•	•	•	•
Electronic Stability Control (ESC) System ⁽³⁾ – Includes Brake Assist and All-Speed Traction Control (BNB)	•	•	•	•
ParkSense® Rear Park Assist System ⁽⁵⁾ – Assists while parking (included with Safety Sphere Group or Rear Park Assist Package) (XAA)	F		F	P
ParkView® Rear Back-Up Camera ⁽⁵⁾ – Included with Uconnect® 430 (XAC)	P	P	P	•
Rear Cross-Path Detection System ⁽⁵⁾ – Utilizes sensors in the vehicle bumper which help detect approaching vehicles as vehicle is backed out of a parking spot (included with Safety Sphere Group) (XAN)				P
Remote Keyless/Illuminated Entry System – Includes 2 transmitters, Sentry Key® antitheft engine immobilizer and headlamps-off time delay (GXW)	•	•	•	•
Security Alarm (LSA)	F		•	•
Tire Pressure Monitoring System – Warning lamp (LAB)	•	•	•	•
Trailer Sway Damping ⁽³⁾ (BNT)	•	•	•	•
Packages/Equipment Groups				
Blacktop Package – Includes leather-wrapped shift knob, Delete Roof Rack (SXT only), Black interior accents, fog lamps (SXT only), Black headlamp bezels, rear fascia scuff pad, Black grille, leather-wrapped steering wheel and 17-inch aluminum wheels (ADZ)		O	O	
Driver’s Convenience Group – Includes single rear overhead console; overhead storage bin; sun visors with illuminated vanity mirrors; 3-Zone Auto Climate Control; Universal Garage Door Opener; heated steering wheel; 2 nd - and 3 rd -row window shades; heated front seats; heated 2 nd -row seat (GT); overhead ambient lighting; rear swiveling reading lamp; illuminated front door storage; Uconnect Voice Command ⁽¹⁷⁾ (GT) (AJV)			O	•
Mobility Prep Group – Includes 2 nd -row delete (AMS)	F		F	F
Mobility Prep Group with Load Leveling – Includes 2 nd -row delete, Load Leveling and Height Control (ANR)	F		F	F
Power Window Group – Includes power front windows with 1-touch down and power 2 nd -row windows (AWH)	O			
Rear Park Assist ⁽⁵⁾ Package – Includes Electronic Vehicle Information Center (EVIC), leather-wrapped steering wheel and ParkSense® Rear Park Assist System ⁽⁵⁾ (not available with Blacktop Package) (AMV)			F	

	SE	SE Plus	SXT	GT
CPOS	2DE	2DQ	2DP	2DN
Safety Sphere Group – Includes ParkSense Rear Park Assist System, ⁽⁵⁾ Blind Spot Monitoring (BSM) ⁽⁵⁾ and Rear Cross-Path Detection System ⁽⁵⁾ (AJ1)				0
Single-DVD Entertainment Group – Includes 2 nd -row overhead DVD player, 1 15-volt auxiliary power outlet, video remote control, 2 wireless headphones, remote USB port, 2 nd -row overhead 9-inch screen, SiriusXM [®] Satellite Radio ⁽⁶⁾ (SE and SXT only) and Radio 430 (SE and SXT only) (AT4)	0	0	0	0
Smoker's Group – Includes cigar lighter and front and rear ashtrays (AWS)	F			F
Trailer Tow Group – Includes trailer tow wiring harness, Class II hitch receiver and load-leveling/height-control suspension (AHT)				0
Uconnect [®] Hands-Free Group – Includes leather-wrapped shift knob, rearview auto-dimming mirror with integrated microphone, steering wheel-mounted audio controls, Uconnect Voice Command, ⁽¹⁷⁾ SiriusXM Satellite Radio ⁽⁶⁾ and leather-wrapped steering wheel (AAJ)	0	•	•	

• = Included. P = Available within Package noted. O = Optional. F = Fleet only.



Packed with innovations and built for versatility, this crossover offers fleets a truly impressive list of assets and advantages that start with the efficiency of getting over 500 highway miles on a single tank of gas. In either **front-wheel- or all-wheel-drive configurations, and with the available and indispensable third-row seating** providing **comfort for seven occupants**, Journey rounds out convenience with excellent storage options, **a tri-fold floor (that handles up to 250 lb of cargo)**,⁽¹⁴⁾ and up to 68 cubic feet of cargo space, along with superb connectivity. When it comes to comfort and convenience, you've come to the right place. Dodge Journey GT and Crossroad models combine fuel-efficient power with state-of-the-art telematics and connectivity that increasingly focus on hands-free technology. Add to that **a long list of safety and security features designed for fleets that includes available ParkSense Rear Park Assist⁽⁵⁾ and ParkView Rear Back-Up Camera⁽⁵⁾** and Dodge Journey shines as the crossover to complete your fleet.

PRODUCT HIGHLIGHTS

Engine choices:

- 2.4L DOHC I-4 World Engine with Dual Variable Valve Timing (VVT), with 19 city/26 hwy mpg⁽⁸⁾
- 3.6L Pentastar[®] V6, with 17 city/25 hwy mpg⁽⁸⁾

Flex Fuel (E-85) capable (Pentastar Engine) – Available

Front-wheel-drive or all-wheel-drive configurations

3rd-row seat for 7-passenger seating – Available

Automatic Oil Change Monitoring System – Standard

Excellent storage options, Journey offers up to 68 cu. ft. of storage and a tri-fold load floor that holds 250 lb of cargo⁽¹⁴⁾

90-degree rear side-door opening – Standard

Outstanding connectivity and audio options, with choices that include the Radio 4.3 CD/MP3/SAT, Radio 8.4 CD/DVD⁽⁹⁾/MP3, Radio 8.4 NAV CD/DVD⁽⁹⁾/MP3/Navigation – Available

SAFETY & SECURITY

ParkSense[®] Rear Park Assist⁽⁵⁾ – Available

ParkView[®] Rear Back-Up Camera⁽⁵⁾ – Available

4 advanced air bags⁽²⁾ for front and side – Standard

Supplemental side-curtain air bags⁽²⁾ covering all 3 rows – Standard

Driver's-side inflatable knee blocker⁽²⁾ – Standard

Electronic Stability Control (ESC)⁽³⁾ – Standard

All-Speed Traction Control – Standard

4-wheel antilock disc brakes – Standard

Active front head restraints⁽¹⁾ – Standard

Sentry Key[®] anti-theft engine immobilizer – Standard

Tire Pressure Monitoring Display – Standard

Child Seat Anchor System (LATCH) – Standard

Trailer Sway Control (TSC)⁽³⁾ – Standard

FEATURES

Comfort/Convenience Group – Includes premium cloth seats and power 6-way driver's seat with 4-way power lumbar adjuster – Available

Front and rear floor mats – Standard

Daytime running lamps – Standard

19-inch painted aluminum wheels – Available





STANDARD ON ALL 2017 JOURNEY MODELS

- **Active Front Head Restraints⁽¹⁾** – Front seats
- **Air Bags⁽²⁾** – Advanced multistage front
 - Driver's-side inflatable knee blocker⁽²⁾
 - Side curtains for all rows⁽²⁾
 - Side seat-mounted, for driver and front-passenger⁽²⁾
- **Air Filtering**
- **Cargo Tie-down Loops**
- **Console** – Full-length floor
- **Defroster** – Rear window
- **Door Locks** – Power
- **Electronic Stability Control (ESC)⁽³⁾** – Includes Electronic Roll Mitigation, Trailer Sway Control (TSC)⁽³⁾ and All-Speed Traction Control
- **Electronic Vehicle Information Center (EVIC)**
- **Floor Carpet**
- **Headlamps** – Headlamps-off time delay
- **Keyless Enter 'n GoTM** – Includes Remote Proximity Keyless Entry and keyless ignition
- **LATCH** – Child Seat Anchor System
- **Lighting** – Driver and front-passenger footwell LED lamps
- **Power Accessory** – 12-volt auxiliary
 - 12-volt center console
 - 12-volt DC front and rear
- **Remote Keyless/Illuminated Entry**
- **Speed Control**
- **Steering Column** – Tilt/telescoping
- **Steering Wheel** – Mounted audio controls
- **Storage** – 2nd-row in-floor storage bins
- **Tires** – Compact spare
- **Wipers** – Variable/intermittent windshield wiper and rear window wiper/washer

POWERTRAINS

	FWD					AWD				
	SE	SXT	Crossroad	Crossroad Plus	GT	SE	SXT	Crossroad	Crossroad Plus	GT
Engines	2.4L DOHC I-4 World Engine with Dual Variable Valve Timing (VVT) 173 hp @ 6,000 rpm, 166 lb-ft of torque @ 4,400 rpm					3.6L Pentastar® V6 with VVT 283 hp @ 6,350 rpm, 260 lb-ft of torque @ 4,300 rpm				
Transmissions	4-speed Automatic	S	S	S	S	6-speed Automatic	O	O	O	S

S = Standard. O = Optional.

DIMENSIONS⁽¹⁾/SPECIFICATIONS

Exterior		
Wheelbase	113.8	
Vehicle Length	192.4	
Overall Height	66.6	
Overall Width	72.2	
Track Width	– Front/Rear 61.8/62.3	
Interior		
1 st -Row	– Head Room/Leg Room	40.8/40.8
	– Shoulder Room/Hip Room	57.5/53.8
2 nd -Row	– Head Room	39.9
	– Leg Room (5-passenger)	36.1
3 rd -Row	– Shoulder Room/Hip Room	56.9/54.4
	– Head Room/Leg Room	37.7/23.4
3 rd -Row	– Shoulder Room/Hip Room	43.5/40.0
	Cargo Capacity	
Maximum Cargo Capacity (cu. ft.)	67.6	
Behind 2 nd Row (cu. ft.)	39.6	
Behind 3 rd Row (cu. ft.)	10.7	
Base Curb Weight (lb) est. (FWD with 2.4L engine)	3,818	
Turning Diameter (with 17-inch wheels and tires)	38.5	
Fuel Capacity (gal) (FWD/AWD)	20.5/21.1	
Seating Capacity (std/opt)	5/7	
EPA Fuel Economy est. mpg (city/hwy) ⁽²⁾	FWD	AWD
2.4L I-4	19/26	
3.6L V6	17/25	16/24

⁽¹⁾All dimensions are in inches unless otherwise noted. ⁽²⁾2016 EPA estiamted. Actual mileage may vary.

STANDARD FEATURES AND OPTIONS	SE	SXT	Crossroad	Crossroad Plus	GT
CPOS	2DF	2DE	2DU	2DV	2DP
Engine and Transmission					
– 2.4L Tigershark® MultiAir®2 DOHC 16V Variable Valve Timing (VVT) I4 (ED3); 4-speed Automatic VLP Transmission (Front-Wheel Drive (FWD) only) (DFF)	22F	22E	22U	22V	
– 3.6L 24V VVT Pentastar® V6 (ERB); 6-Speed Automatic 62TE Transmission (DG2)	28F (AWD only)	28E	28U	28V	28P
Mechanical Features					
FWD (5ZU)	•	•	•	•	•
All Wheel Drive (AWD) system (requires 3.6L V6 and 6-speed transmission) (590)	O	O	O	O	O
Engine Block Heater (NHK)	O	O	O	O	O
Fuel Tank – 20.5-gallon (FWD only) (NFP)	•	•	•	•	•
– 21.1-gallon (AWD only) (NGB)	•	•	•	•	•
Remote Start System (included with Popular Equipment Group and Security Group) (XBM)	P	P	P	P	•
Speed Control (NHM)	•	•	•	•	•
Steering – Firm-feel (SBB)	•	•	•	•	•
Suspension – High-performance (SDX/SDJ)					•
– Normal-duty (FWD only) (SDC)	•	•			
– Performance (AWD only) (SDE)	•	•	•	•	
– Touring (included with Blacktop Package on SXT regardless of engine) (FWD only) (SDD)		P	•	•	
Exterior Features					
Door Handles – Body-color (MNK)	•	•	•	•	•
– Bright (included with Chrome Appearance Group) (MNC)		P			
Exhaust Tips – Dual, bright (included with 3.6L V6 engine) (NEL)		P	P	P	P
Glass – Sunscreen (GAE)	•	•	•	•	•
Headlamps – Automatic (LMG)	•	•	•	•	•
– Daytime running lamps (LMK)	•	•	•	•	•
– Fog lamps (LNJ)		•	•	•	•
– Headlamps-off time delay (LHD)	•	•	•	•	•
Mirrors – Black, foldaway, power, heated (GT6)	•				
– Body-color, foldaway, power, heated (GTS)		•	•	•	•
Roof Rack – Side rails, Black (included with Blacktop Package) (MW1)	•	•			O/P
– Side rails, bright (included in Chrome Appearance Group) (MWE)		P			
– Side rails, Platinum Chrome (MNF)			•	•	

Exterior Features, continued	SE	SXT	Crossroad	Crossroad Plus	GT
CPOS	2DF	2DE	2DU	2DV	2DP
Taillamps – LED (included in Safe & Sound Group on SE FWD) (LAY)	P/•	•	•	•	•
Tires – P225/55R19 BSW All-Season Touring (packaged with WPN, WPX or WP9 wheels on SXT) (TWV)		P	•	•	•
– P225/65R17 BSW All-Season Touring (TVK)	•	•			
– Spare, compact (TBK)	•	•	•	•	•
Wheels – 17-inch steel (WFU) with covers (W7A)	•				
– 17-inch aluminum (WFJ)	O				
– 17-inch Tech Silver aluminum (WFE)		•			
– 19-inch Tech Silver aluminum (WPX)		O			
– 19-inch chrome-clad aluminum (included with Chrome Appearance Group) (WP9)		P			
– 19-inch Satin Carbon aluminum (WSX)			•		
– 19-inch HyperBlack aluminum (WP3)				•	
– 19-inch Satin Carbon aluminum (WPY)					•
– 19-inch Gloss Black aluminum (included with Blacktop Package) (WPN)		P			P
Wipers – Variable/intermittent windshield wipers and rear window wiper (JHA/JHB)	•	•	•	•	•
Interior Features					
Air Conditioning – Dual-Zone manual temperature control (HAD)	•	•			
– Dual-Zone Automatic Temperature Control with humidity sensor (included with Safe & Sound Group or RE2 radio without 3 rd -row seat) (HAF)	P	P	•	•	•
– 3-Zone manual temperature control (included with Flexible Seating Group) (HAG)	P	P	P	P	
– 3-Zone automatic temperature control with humidity sensor (included with Premium Sound Group, Navigation & Back-Up Camera ⁽⁵⁾ Group, Safe & Sound Group, and Flexible Seating Group; requires 7-passenger seating) (HAH)	P	P	P	P	P
Air Filtering (JMA)	•	•	•	•	•
Assist Handle – Front-passenger (included with Popular Equipment Group, ATC or 3-Zone temp control) (CSR)	P	P	P	•	•
Cargo Compartment Cover (FWD only) (CSC)	F				
Cargo Net (CKR)				•	•
Cargo Tie-down Loops (CKT)	•	•	•	•	•

Interior Features, continued	SE	SXT	Crossroad	Crossroad Plus	GT
CPOS	2DF	2DE	2DU	2DV	2DP
Console – Full-length floor console (CVM)	•	•	•	•	•
– Overhead console with interior observation mirror, sunglasses holder and trip computer with temperature and compass (included with Popular Equipment Group, ATC or 3-Zone temp control) (CUN)	P	P	P	•	•
Defroster – Rear window (GFA)	•	•	•	•	•
Door Locks – Power (JPB)	•	•	•	•	•
Electronic Vehicle Information Center (EVIC) (LAZ)	•	•	•	•	•
Floor Carpet (CKC)	•	•	•	•	•
Floor Mats – Front and rear (CLE)	•	•	•	•	•
Interior Accents – Base door trim panel (CTL)	•	•	•		
– Premium door trim panel with accent stitching (CBG)				•	
– Premium door trim panel (CBF)					•
LATCH – Child Seat Anchor System (CGU)	•	•	•	•	•
Lighting – Driver and front-passenger footwell LED lamps (LBL)	•	•	•	•	•
– Front and rear swiveling LED lamps (included with ATC or 3-zone air conditioning) (LBR)	P	P	P	•	•
– Front courtesy/map lamps (LCA)	•	•	•	•	
Mirrors – Rearview manual day/night (GNA)	•	•			
– Rearview, auto-dimming with microphone (included with Uconnect® Voice Command ⁽¹⁷⁾) (GN5)	P	P	•	•	•
– Interior observation mirror (included with Popular Equipment Group and Premium Group) (LEE)	P	P	P	•	•
Power Accessories – 12-volt, auxiliary (JKP)	•	•	•	•	•
– 12-volt, DC, front and rear (XHL)	•	•	•	•	•
– 12-volt, in center console (JKW)	•	•	•	•	•
– 115-volt auxiliary outlet (JKV)					•
Shift Knob – Leather-wrapped (included with Popular Equipment Group, Premium Group and Uconnect Voice Command ⁽¹⁷⁾) (CVW)	P	P	•	•	
– Dimpled leather-wrapped (CVF)					•
Steering Column – Tilt/telescoping (SUD)	•	•	•	•	•
Steering Wheel – Mounted audio controls (RDZ)	•	•	•	•	•
– Leather-wrapped (included with Popular Equipment Group, Premium Group and Uconnect Voice Command ⁽¹⁷⁾) (SCL)	P	P	•	•	

Interior Features, continued	SE	SXT	Crossroad	Crossroad Plus	GT
CPOS	2DF	2DE	2DU	2DV	2DP
– Heated (included with heated front seats, leather-trimmed bucket seats and Popular Equipment Group) (NHS)			P	P	•
– Dimpled leather-wrapped (SCC)					•
Storage – Front-passenger Flip 'n Stow™ in-seat storage (included with Premium Group, premium cloth and leather-trimmed seats) (CVG)	P	P	P	P	P
– 2 nd -row in-floor storage bins (CB9)	•	•	•	•	•
Sunroof – Power with express-open/close (GWG)			O	O	O
Universal Garage Door Opener (included with Navigation & Back-Up Camera Group, Driver Convenience Group, Premium Sound Group, air conditioning with 3-zone Temperature Control on Crossroad and Popular Equipment Group) (XGD)			P	P	P
Visors – Driver's-side sun visor with mirror (GNF)	•	•			
– Passenger-side visor (GNY)	•	•			
– Driver's-side and front-passenger sun visors with illuminated vanity mirrors (included with Popular Equipment Group, Automatic Temperature Control air conditioning, and manual 3-zone air conditioning on Crossroad) (GNC)	P	P	P	P	•
Windows – Power front with driver's 1-touch down (JPD)	•	•	•	•	
– Power front 1-touch up/down (JP3)					•
Seats					
Cloth Low-back Bucket Seats (*E5)	•	•	•	F	
– Premium cloth low-back bucket seats (included with Premium Group, Comfort/Convenience Group) (*E7)	P	P			
– Leather bucket seats with sport mesh cloth insert (*DL)				•	
– Leather-trimmed bucket seats (includes heated front seats) (*HL)				O	
– Leather-trimmed bucket seats with perforated inserts (*AL)					•
Front – Manual driver's seat height adjuster (included with *E5 seat) (CDH)	P	P	P		
– Power 4-way driver's lumbar adjuster (included with power driver's seat or Premium Group) (JPU)	P	P	P	P	P
– Power 6-way driver's seat (included with Premium Group and Comfort/Convenience Group) (JPS)	P	P	P	•	•
– Heated front seats (included with *HL and *AL seats and Popular Equipment Group) (JPM)				P	P
2 nd Row – Easy Entry 40/60 Tilt 'n Slide™ seat with recline (included with Flexible Seating Group) (CDK)	P	P	P	P	P
– 2 nd -row seat with two child boosters (requires Flexible Seating Group) (CFL)	O	O	O	O	O
3 rd Row – 50/50 fold-flat seat with recline (included with Flexible Seating Group) (CAU)	P	P	P	P	P

	SE	SXT	Crossroad	Crossroad Plus	GT
CPOS	2DF	2DE	2DU	2DV	2DP
Uconnect/Multimedia					
Radio – Radio 4.3: 4.3-inch touchscreen, AM/FM radio, audio jack input and remote USB port (RHA)	•	•			
– Radio 4.3: 4.3-inch touchscreen, AM/FM radio, SiriusXM® Satellite Radio, ⁽⁶⁾ CD player, MP3/WMA, audio jack input and remote USB port (included with Premium Group) (REB)	O	O/P	•		
– Radio 8.4: 8.4-inch touchscreen, AM/FM radio, SiriusXM Satellite Radio, ⁽⁶⁾ CD/DVD ⁽⁹⁾ player, MP3/WMA/AAC, audio jack input and remote USB port (included with Safe & Sound Group) (RE2)	P	P		•	•
– Radio 8.4 NAV: 8.4-inch touchscreen, AM/FM radio, SiriusXM Satellite Radio, ⁽⁶⁾ CD/DVD ⁽⁹⁾ player, MP3/WMA/AAC, audio jack input, remote USB port, Uconnect Voice Command, ⁽¹⁷⁾ Bluetooth® Streaming Audio, hands-free texting and pre-programmed response, ⁽³⁰⁾ Navigation with audible turn-by-turn directions, Points-of-Interest (POI), Lane Guidance, and SiriusXM Traffic ⁽⁶⁾ and SiriusXM Travel Link ⁽⁶⁾ (included with Navigation & Back-Up Camera Group) (RB5)				P	P
SiriusXM Satellite Radio ⁽⁶⁾ – With 1-year complimentary service contract (included with Premium Group or REB, RE2 and RB5 radios) (RSC)	P	P	P	P	P
Speaker Systems – 6 speakers (RCG)	•	•	•	•	
– 6 premium speakers, subwoofer and 368-watt amplifier (included with Rear-Seat Video Group I and Premium Sound Group) (RC9)			P	P	•
Uconnect® Voice Command ⁽¹⁷⁾ with Bluetooth ⁽³⁰⁾ – Included with RB5 Radio, includes auto-dimming rearview mirror with microphone (RSP)	O	O/P	•	•	•
Safety & Security					
Active Head Restraints ⁽¹⁾ – Front seats (CBD)	•	•	•	•	•
Air Bags ⁽²⁾ – Advanced multistage front (CG3)	•	•	•	•	•
– Side seat-mounted, for driver and front-passenger (CJ1)	•	•	•	•	•
– Side-curtain for all rows (CJ5)	•	•	•	•	•
Driver's-side Inflatable Knee Blocker ⁽²⁾ (CGY)	•	•	•	•	•
Electronic Stability Control (ESC) ⁽³⁾ – Includes Electronic Roll Mitigation, Trailer Sway Damping ⁽³⁾ and All-Speed Traction Control (BNB)	•	•	•	•	•
Keyless Entry (GXR)	•	•	•	•	•
Keyless Enter 'n Go™ (GX4)	•	•	•	•	•
Remote Proximity Keyless Entry (GXD)	•	•	•	•	•
ParkSense® Rear Park Assist ⁽⁵⁾ (included with Navigation & Back-Up Camera Group, Driver Convenience Group, and Safe & Sound Group) (XAA)	F/P	F/P	F/P	F/P	P

Safety & Security, continued	SE	SXT	Crossroad	Crossroad Plus	GT
CPOS	2DF	2DE	2DU	2DV	2DP
ParkView® Rear Back-Up Camera ⁽⁵⁾ (included with Navigation & Back-Up Camera Group, Driver Convenience Group, and Safe & Sound Group (requires 8.4-inch radio) (XAC)	P	P	P	P	P
Security Alarm (included with Premium Group, Popular Equipment Group and Security Group) (LSA)	P	P	P	P	•
Packages/Equipment Groups					
Blacktop Package – Includes Gloss Black grille, lower fascia, exterior mirrors and headlamp bezels in Black, Black side roof rails, Touring Suspension on SXT and 19-inch Gloss Black wheels (ADX)		O			O
Chrome Package – Includes bright door handles, bright side roof rails and 19-inch chrome clad aluminum wheels (AED)		O			
Comfort/Convenience Group – Includes premium cloth low-back bucket seats and power 6-way driver's seat (AFB)	F	F			
Driver Convenience Group – Includes Universal Garage Door Opener, ParkSense® Rear Park Assist ⁽⁵⁾ and ParkView Rear Back-Up Camera ⁽⁵⁾ (requires 8.4-inch radio) (AJV)				O	O
Flexible Seating Group – Includes easy-entry 2 nd -row 40/60 Tilt 'n Slide™ seat, 3-Zone Automatic Temperature Control (on GT only) and 3 rd -row 50/50 folding/reclining seat (AGV)	O	•	•	•	•
Navigation & Back-Up Camera ⁽⁵⁾ Group – Includes 3-Zone Automatic Temperature Control air conditioning (if equipped with 7-passenger seating), Universal Garage Door Opener, Radio 8.4 NAV, ParkSense Rear Park Assist ⁽⁵⁾ and ParkView Rear Back-Up Camera ⁽⁵⁾ (requires 6 speakers with subwoofer for GT) (AS4)				O	O
Popular Equipment Group – Includes overhead console, leather-wrapped shift knob (SE only), security alarm (Crossroad only), remote start (Crossroad only), sun visors with illuminated vanity mirrors, passenger assist handles, Universal Garage Door Opener (Crossroad only), interior observation mirror (SE only), heated front seats (Crossroad only), heated steering wheel (Crossroad only) and leather-wrapped steering wheel (SE only) (requires Flexible Seating Group on SE) (ALW)	O			O	
Premium Group – Includes front-passenger forward fold-flat seat, power 4-way lumbar adjuster, passenger in-seat cushion storage, leather-wrapped shift knob, interior observation mirror, leather-wrapped steering wheel, premium cloth seats, security alarm, 6-way power driver's seat, SiriusXM® Satellite Radio ⁽⁶⁾ and Radio 4.3 (ANF)		O			
Premium Sound Group – Includes ATC with 3-zone temperature control if 3 rd -row 50/50 seats, Universal Garage Door Opener, portable, rechargeable trouble light, 6 premium speakers with subwoofer (AMA)				O	
Rear-Seat Video Group I – Includes premium sound system, 2 nd -row overhead 9-inch video screen, video remote control and wireless headphones (AV1)				O	O

Packages/Equipment Groups, continued	SE	SXT	Crossroad	Crossroad Plus	GT
CPOS	2DF	2DE	2DU	2DV	2DP
Safe & Sound Group – Includes Radio 8.4, ParkSense Rear Park Assist, ⁽⁵⁾ ParkView Rear Back-Up Camera ⁽⁵⁾ and Dual-Zone Automatic Temperature Control air conditioning (if equipped with 5-passenger seating) or 3-Zone Automatic Temperature Control air conditioning (if equipped with 7-passenger seating) (AWX)	F	F			
Security Group – Includes security alarm and Remote Start System (AJB)	F	F	F	F	
Trailer Tow Prep Group – Includes 4-pin trailer tow connector wiring harness (AHT)					O

• = Standard. P = Available within Package noted. O = Optional. F = Fleet only option.



For 2017, the **FIAT 500X crossover** offers three distinctive trim levels. Standard on 500X Pop is **the proven 1.4-liter MultiAir Turbo I-4 mated to the six-speed Manual**; on Lounge and Trekking models, **the 2.4-liter Tigershark I-4 with MultiAir2 teams up with the compactly packaged nine-speed Automatic transmission**. Add **available All-wheel drive (AWD) with fully disconnecting rear axle, and you're looking at formidable contenders for fleets of all sizes**. Classified as a crossover utility vehicle, 500X delivers a significant bang for the proverbial buck: standards here are at the premium grade, including **Chapman rear suspension with coil springs, twin-tube shocks and all-season tires**. Inside, amenities include a **fold-flat front passenger seat, a huge cargo area, and a long list of safety and security features**. To that, add some well-equipped convenient packages to customize your FIAT 500X to your fleet.

PRODUCT HIGHLIGHTS

1.4L MultiAir® Turbocharged 4-cylinder engine with 6-speed Manual transmission – Standard on Pop

2.4L Tigershark® MultiAir 4-cylinder engine with 9-speed Automatic transmission – Standard on Trekking and Lounge

All-wheel Drive (AWD) with disconnecting rear axle – Available on Lounge and Trekking models

3.5-inch personalized Electronic Vehicle Information Center (EVIC) – Standard

FIAT® Dynamic Selector Traction Control System with 3 modes: Auto, Sport and Traction+ – Available

Media Hub includes auxiliary input and USB port – Standard

Uconnect® 6.5-inch touchscreen with GPS Navigation – Available

SiriusXM® Satellite Radio⁽⁶⁾, SiriusXM Traffic⁽⁶⁾ and SiriusXM Travel Link⁽⁶⁾ – Available

Beats™ Premium Audio System with 9 speakers including subwoofer – Available

Bluetooth® Hands-Free Communications System – Available

Premium-wrapped steering wheel and shift knob – Available

Heated front seats and steering wheel – Available

Electric Power Steering – Standard

Keyless Enter 'n Go™ – Available

Cornering front fog lamps – Available

Projector headlamp and daytime running lamps (DRLs) – Standard

Automatic headlamps and Auto High-Beam Headlamp Control – Available

Premium cloth or available leather-trimmed bucket seats – Based on models

60/40 split-folding rear seats – Standard

Height-adjustable rear cargo floor with cargo organizer – Available

Dual-pane power sunroof system – Available

SAFETY & SECURITY

7 air bags⁽²⁾, including driver and front-passenger air bags⁽²⁾, driver's knee air bag⁽²⁾, full-length front/rear side-curtain air bags⁽²⁾, seat-mounted side pelvic-thorax air bags⁽²⁾ – Standard

Electronic Stability Control (ESC)⁽³⁾ System – Standard

Electronic Roll Mitigation – Standard

3 rear-seat head restraints⁽¹⁾ – Standard

ParkSense® Rear Park Assist⁽⁵⁾ – Available

ParkView® Rear Back-Up Camera⁽⁵⁾ with active grid lines – Available

Security alarm – Standard

LaneSense® Lane Departure Warning with Lane Keep Assist (LDW+)⁽²⁸⁾ – Available

Full-Speed Forward Collision Warning with Active Braking (FSFCW+)⁽¹²⁾ – Available

Blind-Spot Monitoring⁽⁵⁾ and Rear Cross-Path Detection⁽⁵⁾ – Available

Hill Start Assist – Standard

Remote Start System – Available with 4-speed automatic transmission



STANDARD ON 2017 FIAT® 500X MODELS

- 1.4L MultiAir Turbocharged I-4 Engine with 6-speed Manual Transmission – Pop
- 2.4L Tigershark I-4 Engine with 9-speed Automatic Transmission – Trekking and Lounge
- 3.5-inch Thin Film Transistor (TFT) Personalized Electronic Vehicle Information Center (EVIC)
- 6-way Manual Driver and Front-passenger Seats – Pop and Trekking
- 8-way Power Driver Seat with 4-way Lumbar Adjuster and Manual Front-passenger Seat – Lounge
- 60/40 Split-folding Rear Seats
- Air Conditioning with Manual Controls
- Antilock 4-wheel Disc Brakes
- Audio Systems
 - 4-speaker – Pop
 - 6-speaker – Trekking
 - 8-speaker Premium – Lounge
- Capless Fuel Filler Door
- Chrome Exhaust Tip
- Chrome Door Handles, Grille Insert and Rear Accents – Pop and Lounge
- Body-color Instrument Panel – Pop and Lounge
- Daytime Running Headlamp System
- Electric Park Brake and Electric Power Steering
- Electronic Stability Control (ESC)⁽³⁾ with Electronic Roll Mitigation and Hill Start Assist
- Dynamic Control Selector with 3 modes: Auto, Sport and Traction+ – Trekking and Lounge
- Front-passenger Forward Fold-flat Seat
- Bi-function Halogen Projector Headlamps
- Passenger Height-adjuster Seat
- Remote Keyless Entry – Pop
- Keyless Enter 'n Go™ System – All trims with 2.4L engine
- Steering Wheel-mounted Audio Controls
- Cruise Control
- Tire Pressure Monitoring Display
- 7 Air Bags⁽²⁾ including Driver Knee Bolster
- SiriusXM® Satellite Radio⁽⁶⁾ with 1-year trial subscription – Trekking and Lounge
- Height-adjustable Rear Cargo Floor – Trekking and Lounge
- Security Alarm
- 12-volt Auxiliary Power Outlet
- Premium Cloth Bucket Seats
- Driver and Passenger 1-touch Up and Down Windows with Rear Power Express Down Windows
- Media Hub with USB Port and Auxiliary Input Jack
- Radio Systems
 - Radio 3.0 – Pop
 - Uconnect® 5.0 – Trekking
 - Uconnect 6.5 NAV – Lounge
- 16-, 17- and 18-inch Wheels – Depending on model

POWERTRAINS

Engines and Transmissions	Pop	Trekking	Lounge
1.4L SOHC 16-valve Turbocharged MultiAir® 4-cylinder with 6-speed Manual Transmission	•	–	–
2.4L Tigershark® 16-valve 4-cylinder with MultiAir2 Technology with 9-speed Automatic Transmission	0	•	•

• = Standard, 0 = Optional, – = Not Available.

DIMENSIONS* / SPECIFICATIONS**

Exterior	
Wheelbase	101.2
Track, Front	60.9 (front-wheel drive) (FWD) 60.7 (all-wheel drive) (AWD)
Track, Rear	61.0 (FWD) 60.7 (AWD)
Overall Length	167.2 (Pop, Lounge) 168.2 (Trekking)
Overall Width	75.5 (with mirrors folded) 79.7 (with mirrors open)
Overall Height	63.1 (FWD) 63.7 (AWD)
Ground Clearance	7.0 (FWD)/7.9 (AWD)
Curb Weight	2,967 lb (FWD) manual 3,095 lb (FWD) automatic 3,278 lb (AWD) automatic
Aero Cd	0.350
Fuel Tank Capacity	12.7 gal
Interior	(Front/Rear)
Seating Capacity	2/3
Head Room	39.1/37.8
Leg Room	41.4/34.8
Shoulder Room	54.3/52.8
Hip Room	53.3/52.2
Interior Volume (standard roof) (cu. ft.)	51.5/40.2
ISO Cargo Volume	
Rear Seats Up (cu. ft.)	12.2
Rear Seats Folded (cu. ft.)	19.9
Rear Seats Folded (to headliner) (cu. ft.)	32.1
Consumer Reports Cargo (cu. ft.)	20.0

*All dimensions given in inches (millimeters) unless otherwise noted.

**All dimensions are at curb weight with standard tires.

Note: Vehicle information and imagery based on 2016MY specification information.

STANDARD FEATURES AND OPTIONS

	Pop	Trekking	Lounge
CPOS Package	2DA	2DG	2DJ
Engines			
1.4L MultiAir® Turbo I-4 Engine (EAM)	21A		
2.4L Tigershark® I-4 Engine with MultiAir2 (ED6)	27A	27G	27J
Transmissions			
6-speed Manual (DE1)			
9-speed Automatic (DFH)			
Mechanical Features			
Drive System – Front-wheel drive (FWD)	•	•	•
– All-wheel drive (AWD)		0	0
Dynamic Selector – With 3 modes (Auto, Sport and Traction+) (SET)		•	•
Speed Control (NHM)	•	•	•
Steering – Electric power steering (EPS), rack and pinion, with variable-speed sensitivity (SBL)	•	•	•
– Manual tilt and telescoping column (SUD)	•	•	•
Suspension – MacPherson front suspension with coil springs and twin-tube struts with stabilizer bar; Chapman rear suspension with coil springs and twin-tube shock absorbers with Koni® FSD technology	•	•	•
Exterior Features			
Bodyside – Lower sill and wheel arch accent moldings in Black	•	•	•
Door Handles – Chrome finish (MNC)	•		•
– Satin Silver finish (MNH)		•	
Daylight Opening Accent Moldings – Black (MMR)	•	•	
– Chrome (MMH)			•
Exhaust – Bright chrome (NEC)	•	•	•
Fascia – Body-color front and rear	•		•
– Satin Silver accent/body-color front and rear (MCD)		•	
Fuel Tank – 12.7-gallon (48-liter) capacity	•	•	•
Fuel Door – Capless fuel filler (XJM)	•	•	•
Glass – Deep-tint, sunscreen, 2 nd row and cargo area (GEG)		•	•
Lighting – Bi-function halogen projector (LMC)	•	•	•
– Automatic (packaged with Pop Popular Equipment Package) (LMG)	P	•	•
– Auto High-Beam Headlamp Control (packaged with Advanced Safety Package) (LMS)		P	P
– Cornering front fog lamps (LNP)		•	•
– Daytime running lamps (DRLs) (LMK)	•	•	•
– Incandescent taillamps (LA6)	•	•	•
– Supplemental turn signal on mirror (LEB)	•	•	•

Exterior Features, continued	Pop	Trekking	Lounge
CPOS Package	2DA	2DG	2DJ
License Plate Bracket – Front (MDA)	•	•	•
Mirrors – Power adjustable, power heated with supplemental turn signals in body color (GTF)	•	•	•
Sunroof – Power, dual-pane panoramic (packaged with Premium Package) (GWL)	O	P	P
Tires – Compact spare (TBC)	F		
– Tire Service Kit (TBF)	•	•	•
– 215/60R16 All-Season (TND)	•		
– 215/55R17 BSW All-Season (FWD models only; packaged with WFK wheel) (TKE)	P	O	O
– 215/60R17 BSW All-Season (standard on AWD models only) (TTU)		O	O
– 215/55R17 BSW All-Season (FWD models only) (TMA)		•	•
– 225/45R18 BSW All-Season (FWD models only; packaged with WPR and WPT wheels) (TRG)		P	P
– 215/55R18 All-Season (AWD models only; packaged with WPR and WPT wheels) (TWL)		P	P
Wheels – 16-inch steel with Silver Gray painted wheel cover (WDK/W6A)	•		
– 17-inch 5-spoke machined aluminum with Matte Chrome pockets (WFC)		•	
– 17-inch 6-split spoke aluminum (WAC)			•
– 17-inch 6-wedge-shaped-spoke machined aluminum with Matte Black pockets (WFK)	O		
– 18-inch machined aluminum with Matte Chrome painted shadow effect and Gloss Black center (WPR)		O/P	
– 18-inch 20-spoke machined aluminum with Matte Chrome painted shadow effect (WPT)			O/P
Windows – Power front and rear with front 1-touch up/down and rear express down (JSF)	•	•	•
Wiper System – Front, variable/intermittent (JHA)	•	•	•
– Rain-sensitive windshield (packaged with Advanced Safety Package) (JHC)		P	P
– Rear, defroster and wipers/washer (GFA/JHB)	•	•	•
– Windshield wiper de-icer (packaged with Cold Weather Package) (NHL)		P	•
Interior Features			
Air Conditioning (HAA)	•	•	
– Automatic Temperature Control (ATC) – With Dual-Zone controls (packaged with Trekking Popular Equipment Package) (HAF)		P	•
Arm Rest – Front-center, sliding, vinyl-wrapped, coordinated with seat color (packaged with 2.4L/9-speed on Pop) (CVK)	P	•	•
Assist Handles – Driver and passenger (CSW/CSR)	•	•	•
Cargo Area – Lamp, rear	•	•	•
– Compartment cover (CSC)			•
– Height-adjustable floor (CL5)		•	•
– Tie-down D-ring loops, 4	•	•	•

Interior Features, continued	Pop	Trekking	Lounge
CPOS Package	2DA	2DG	2DJ
Console – Center, floor with 2 front cup holders	•	•	•
– Front, overhead with map lights	•	•	•
Door Locks – Power, speed-sensitive (JPH)	•	•	•
Electronic Vehicle Information Center (EVIC) – 3.5-inch Thin Film Transistor (TFT) Black & White display (JAY)	•		
– 3.5-inch TFT color display (JA2)		•	•
Floor Mats – Front and rear (packaged with Pop Popular Equipment Package) (CLE)	P	•	•
Glove Box – Front-passenger with lamp (JKH/LBC)	•	•	•
Instrument Panel – Exterior body-color (JEG)	•		•
– Accent interior color (JEN)		•	
Lighting – Cargo compartment	•	•	•
– Reading/map lamps on overhead console	•	•	•
– Illuminated entry	•	•	•
– Ambient interior (packaged with Trekking Popular Equipment Package) (LCJ)		P	•
Media Hub – Located at center console front includes Remote USB port and auxiliary input jack (RS6)	•	•	•
Mirrors – Rearview, manual day/night adjust (GNA)	•	•	
– Rearview, auto-dimming (GNK)			•
– Sun visors with vanity mirrors (GNV)	•		
– Sun visors with illuminated vanity mirrors (GNC)		•	•
Outside Temperature Display located in EVIC (LAH)	•	•	•
Power Outlet – 12-volt auxiliary (JJJ)	•	•	•
Seating – Premium cloth in Black/Gray (*A7)	•		
– Premium cloth in Black (*C7)		•	
– Premium cloth in Dark Slate Gray/Light Pebble Beige and Brown (*D7)			•
– Premium leather-trim in Black or Brown (*AL)		O	O
Seats, Front – Forward fold-flat passenger (CDW)	•	•	•
– Heated driver and passenger (packaged with Cold Weather Package) (JPM)		P	•
– Driver and front passenger height adjuster (CDH/CH2)	•	•	•
– Manual 6-way driver and passenger (JP8)	•	•	
– Power 8-way driver with power 4-way lumbar adjuster and manual passenger adjuster (packaged with Trekking Popular Equipment Package) (JPR/JPU)		P	•
– Seatback map pockets (CSM)	•	•	•

Interior Features, continued	Pop	Trekking	Lounge
CPOS Package	2DA	2DG	2DJ
Seats, Rear – 60/40 split-folding (CFN)	•	•	•
– 3 head restraints (CSH)	•	•	•
Shift Knob – Black	•		
– Black, leather-wrapped with chrome accent (packaged with Pop Popular Equipment Package) (CVB)	P	•	•
Steering Wheel – Urethane (SCA)	•		
– Premium wrapped with audio and cruise controls (packaged with Pop Popular Equipment Package) (SCP)	P	•	•
– Heated (packaged with Cold Weather Package) (NHS)		P	•
– Mounted audio controls (RDZ)	•	•	•
Uconnect®/Multimedia			
Remote USB Port (packaged with Pop Popular Equipment Package) (RSX)	P	•	•
Speakers – 4 (RCD)	•		
– 6 (packaged with Pop Popular Equipment Package) (RCG)	P	•	
– 8-speaker Premium Audio System (RC4)			•
– Beats™ Premium Audio System – With subwoofer and 8 speakers (packaged with Premium Package; requires Pop Popular Equipment Package on Pop models) (RCV)	O	P	P
SiriusXM® Satellite Radio ⁽⁶⁾ – Includes 1-year trial subscription (packaged with Uconnect 5.0) (RSD)	P	•	•
SiriusXM Traffic ⁽⁶⁾ – Includes 5-year trial subscription (packaged with Uconnect 6.5 NAV radio) (RSS)		P	•
SiriusXM Travel Link ⁽⁶⁾ – Includes 5-year trial subscription (packaged with Uconnect 6.5 NAV radio) (RSM)		P	•
Radio 3.0 – Includes AM/FM radio, integrated 4-line display and speed-adjusted volume (RA1)	•		
Uconnect 5.0 – 5.0-inch touchscreen, Integrated Voice Command ⁽¹⁷⁾ and Bluetooth® for hands-free phone, voice command ⁽¹⁷⁾ and streaming audio and AM/FM radio (packaged with Pop Popular Equipment Package) (RA2)	P	•	
Uconnect 6.5 NAV – 6.5-inch touchscreen, GPS Navigation with 3-D city and terrain maps, Integrated Voice Command ⁽¹⁷⁾ with Bluetooth for hands-free phone, voice command ⁽¹⁷⁾ and streaming audio, SiriusXM Traffic ⁽⁶⁾ and SiriusXM Travel Link ⁽⁶⁾ (including 5-year trial subscription), HD radio, AM/FM radio and compass gauge (RA4)		O	•
Safety and Security			
Air Bags ⁽²⁾ – Advanced multistage front (CG3)	•	•	•
– Driver’s-side knee bolster (CGY)	•	•	•
– Supplemental front-seat-mounted (CJ1)	•	•	•
– Supplemental front and rear side-curtain (CJ2)	•	•	•
BeltAlert – Front passenger seat (LAX)	•	•	•
Blind-Spot Monitoring (BSM) ⁽⁵⁾ and Rear Cross-Path Detection System ⁽⁵⁾ (packaged with Advanced Safety Package) (XAN)		P	P

Safety and Security, continued	Pop	Trekking	Lounge
CPOS Package	2DA	2DG	2DJ
Brake System – 4-wheel antilock disc (BGK)	•	•	•
– Electric Park Brake (XC4)	•	•	•
Child Seat Anchor System (LATCH) (CGU)	•	•	•
Electronic Stability Control (ESC) ⁽³⁾ (BNB)	•	•	•
Electronic Roll Mitigation (BNS)	•	•	•
Hill Start Assist (BNG)	•	•	•
Full-Speed Forward Collision Warning with Active Braking (FSFCW+) ⁽¹²⁾ (packaged with Advanced Safety Package) (LSU)		P	P
LaneSense® Lane Departure Warning with Lane Keep Assist (LDW+) ⁽²⁸⁾ (packaged with Advanced Safety Package) (LAS)		P	P
ParkSense® Rear Park Assist System ⁽⁵⁾ (packaged with Pop Popular Equipment Package on Pop and Advanced Safety Package on Trekking and Lounge) (XAA)	P	P	P
ParkView® Rear Back-Up Camera ⁽⁵⁾ (packaged with Pop Popular Equipment Package on Pop and Trekking Popular Equipment Package on Trekking models) (XAC)	P	P	•
Remote Entry – Keyless/Illuminated Entry System (packaged with 1.4L engine) (GXP)	•		
– Keyless Enter 'n Go™ (packaged with 2.4L engine) (GXD)	P	•	•
Remote Start System (packaged with 2.4L engine) (XBM)	P	•	•
Sentry Key® Engine Immobilizer	•	•	•
Tire Pressure Monitoring (TPM) System (XGM)	•	•	•
Vehicle Theft Security Alarm (LSA)	•	•	•
Groups/Packages			
Advanced Safety Package – Includes Full-Speed Forward Collision Warning with Active Braking (FSFCW+), ⁽¹²⁾ LaneSense Lane Departure Warning with Lane Keep Assist (LDW+), ⁽²⁸⁾ Blind Spot Monitoring ⁽⁵⁾ and Rear Cross Path Detection System, ⁽⁵⁾ ParkSense Rear Park Assist, ⁽⁵⁾ rain-sensitive windshield wipers and auto high-beam headlamp control (requires Trekking Popular Equipment Group on Trekking models) (AJ1)		0	0
Cold Weather Package – Includes heated front seats, heated steering wheel and windshield wiper de-icer (ADE)		0	
Lounge Premium Package (FWD) - Includes dual-pane panoramic power sunroof, Beats™ Premium Audio System with 9 speakers including subwoofer and 18-inch aluminum WPT wheel (front wheel drive models only) (ALT)			0
Mopar® ATX Interior Athletic Appearance Group – Includes Mopar premium Trekking floor mats, Mopar bright door sills with logo and Mopar Bright Pedal Kit (ATX) (requires 9-speed automatic transmission; not available with Mopar ATX Interior Urban Appearance Group and Mopar (MTX) Interior Appearance Group) (ACX)	0	0	0
Mopar (MTX) Interior Appearance Group – Includes Mopar Bright Pedal Kit (MTX), Mopar premium floor mats and Mopar Bright door sills with logo (requires 6-speed manual transmission; not available with Mopar ATX Interior Urban Appearance Group) (ADA)	0		

Groups/Packages, continued	Pop	Trekking	Lounge
CPOS Package	2DA	2DG	2DJ
Mopar Checkered Graphics Package – Includes Mopar checkered lower body stripe and Mopar Hypnotic Red mirror caps; available in Nero Cinema, Giallo Tristrato, Bronzo Magnetico, Grigio Argento, Bianco Gelato, Blue Venezia, Verde Toscana, Bronzo Magnetico Opaque and Grigio Arte (AED)	0	0	0
Mopar® Italian Racing Appearance Package – Includes Mopar Italian fender emblem, Mopar Italian racing stripe graphic and Mopar Hypnotic Red mirror caps; available in Nero Cinema, Giallo Tristrato, Bronzo Magentico, Arancio, Grigio Argento, Bianco Gelato, Blue Venezia, Bronzo Magnetico Opaque and Grigio Arte (AEJ)	0	0	0
Mopar ATX Interior Urban Appearance Group – Includes Mopar premium floor mats, Mopar Bright door sills with logo and Mopar Bright Pedal Kit (ATX) (requires 9-speed automatic transmission) (ALR)	0	0	0
Mopar Special Edition Rebel Package – Includes Mopar “Rebel” Graphics Package and Mopar Hypnotic Red mirror caps; available in Nero Cinema, Grigio Argento and Grigio Arte (ALB)	0	0	0
Mopar Adventure Package – Includes Mopar side roof rails in Black with Mopar adjustable crossbars; not available with dual-pane power sunroof (AFV)	0	0	0
Mopar All Weather Group – Includes Mopar premium floor mats with logo and Mopar front and rear splash guards (not available with the Mopar ATX and MTX and ATX Urban Interior Appearance Groups) (AD9)	0	0	0
Mopar Premium Exterior Appearance Package – Includes Mopar Chrome hood spear, Mopar Chrome license plate frame and Mopar Black valve stem covers with logo; not available with Mopar Italian Racing Appearance Package (AXQ)	0	0	0
Pop Popular Equipment Package – Includes ParkView® Rear Backup Camera, ⁽⁵⁾ ParkSense® Rear Park Assist System, ⁽⁵⁾ Uconnect® 5.0 radio, Remote USB Port, 6-speakers, automatic headlamps, front and rear carpeted floor mats, premium-wrapped steering wheel and leather-wrapped shift knob (requires 16-inch WGE aluminum wheels or 17-inch WFK aluminum wheels) (ADC)	0		
Trekking Popular Equipment Package – Includes Parkview Rear Backup Camera, ⁽⁵⁾ Bright side roof rails, power 8-way driver seat with power 4-way lumbar adjust and manual passenger adjust, dual-zone automatic temperature control (ATC), and ambient lighting (AXB)		0	
Trekking Premium Package – Includes dual-pane panoramic power sunroof, Beats™ Premium Audio System with 9- speakers including subwoofer and 18-inch aluminum WPR wheels) (ALU)		0	

• = Included. P = Available within Package noted. O = Optional. F = Fleet.

DODGE
DURANGO

DODGE
DURANGO
SPECIAL SERVICE

JEEP[®]
COMPASS

JEEP
CHEROKEE

JEEP GRAND
CHEROKEE

JEEP
RENEGADE[®]

JEEP
WRANGLER

SPORT UTILITIES



Efficient power. A spacious interior. Impressive safety and security features. Durango engineering starts with a sporty exterior design, and culminates in fuel-sipping performance with **the fuel-efficient 3.6-liter Pentastar V6 with VVT working with the fuel-friendly eight-speed Automatic transmission to deliver up to an EPA estimated 27 mpg on the highway⁽⁸⁾ for 2016 and over 600 highway miles on a single tank of gas.⁽⁸⁾** An enormous interior – think 84 milk crates – offers huge cargo-carrying capacity or up to **seven-occupant seating**. Consider it all: **available all-wheel drive. Available 5.7L HEMI V8. Available Forward Collision Warning (FCW) with Crash Mitigation⁽¹²⁾ Standard Rain Brake Support, Ready Alert Braking, Hill Start Assist and Trailer Sway Control (TSC)⁽³⁾** with the capability to handle cargo and trailers confidently, thanks to a towing capacity **up to 7,400 lb⁽¹⁴⁾**. In every way, Dodge Durango is the complete package when your fleet needs total SUV capability.

PRODUCT HIGHLIGHTS

Engine choices:

- **3.6L Pentastar® V6 with Variable Valve Timing (VVT) and Stop/Start Technology** – Standard
- **5.7L HEMI® V8 with Fuel Saver Technology and VVT** – Available

Outstanding infotainment and navigation choices, including the available Uconnect® Access touchscreen featuring downloadable apps, 3D maps and available on-demand WiFi hotspot⁽¹⁰⁾

Large, 7-inch Thin Film Transistor (TFT) reconfigurable digital gauge cluster – Standard

85.1 cu. ft. of cargo space with rear seats folded down

Tri-Zone Temperature Control – Standard

8-way power driver and front-passenger seats – Available

Tilt/telescoping steering wheel – Standard

Heated front and 2nd-row seats – Available

5- or 7-occupant seating configurations

9-speaker, 506-watt sound system with subwoofer – Available

Ventilated front seats – Available

Heated steering wheel – Available

2nd-row Captain's Chairs and 2nd-row center console with armrest and storage – Available

Electric power steering – Standard

SAFETY & SECURITY

Air bags⁽²⁾ – Advanced multistage driver and front-passenger, advanced side-curtain and supplemental front-seat side – Standard

Blind Spot Monitoring (BSM)⁽⁵⁾ with Rear Cross-Path Detection⁽⁵⁾ – Available

Enhanced Accident Response System (EARS) – Standard

FCW with Crash Mitigation⁽¹²⁾ – Available

TSC⁽³⁾ – Standard

Active head restraints⁽¹⁾ – Standard

Lane Departure Warning⁽²⁸⁾ – Available

Adaptive Cruise Control (ACC) with Stop⁽¹³⁾ – Available

FEATURES

Daytime running lamps – Available

Remote Start System – Available

Integrated Voice Command⁽¹⁷⁾ with Bluetooth – Standard

3rd-row Delete – Available

8.4-inch Uconnect Access touchscreen – Available





STANDARD ON ALL 2017 DURANGO MODELS

- 12-volt Auxiliary Power Outlet
- Active Head Restraints⁽¹⁾
- Air Bags⁽²⁾ – Multistage driver and front-passenger, advanced side-curtain and supplemental front-seat side
- Air Conditioning with Tri-Zone Temperature Control
- Air Filtering
- Audio Controls – Steering wheel-mounted
- Automatic Headlamps
- Battery – 650-amp on all but R/T; R/T has 700-amp maintenance-free with battery-saver feature
- Brakes – 4-wheel disc
– Antilock with Electronic Brake-Force Distribution
- Child Seat Anchor System (LATCH) – Lower child-seat anchors and upper tether anchors help ease the installation of compatible aftermarket child seats
- Console – Full-length floor and overhead with 2 lamps, sunglasses storage and available Universal Garage Door Opener controls
- Electronic Stability Control (ESC)⁽³⁾ – With Electronic Roll Mitigation (ERM), All-Speed Traction Control, Brake Assist, 4-wheel disc Antilock Brake System (ABS)
- Enhanced Accident Response System (EARS)
- Fog Lamps
- Front and Rear Interior LED Lamps
- Glass – Deep-tinted sunscreen on rear doors, quarter and liftgate
- Hill Start Assist
- Interior Removable/Rechargeable Lamp
- Locks – Power
- Luxury Front and Rear Floor Mats
- Paddle Shifters – Steering wheel-mounted
- Power Locking Fuel Filler Door
- Remote Keyless/Illuminated Entry
- Sentry Key[®] – Antitheft engine immobilizer
- Speed Control
- Trailer Sway Control (TSC)⁽³⁾
- Windows – Power with front 1-touch open/close feature and pinch protection

POWERTRAINS

Engines	Transmissions	SXT	GT	R/T	Citadel
3.6L Pentastar [®] V6 295 hp @ 6,400 rpm 290 lb-ft of torque @ 4,000 rpm	8-speed Automatic	S	S	–	S
5.7L HEMI [®] V8 360 hp @ 5,150 rpm 390 lb-ft of torque @ 4,250 rpm	8-speed Automatic	–	–	S	O

S = Standard. O = Optional.

DIMENSIONS⁽¹⁾/SPECIFICATIONS

Exterior					
Wheelbase	119.8				
Overall Length	201.2				
Overall Width (at mirrors)	85.5				
Running Ground Clearance (with P265/60R18 tires and 3.6L V6 engine)	8.1				
Approach Angle (deg)	16.3				
Departure Angle (deg)	21.5				
Breakover Angle (deg)	18.1				
Track – Front/rear	63.9/64.1				
		SXT	GT	R/T	Citadel
Curb Weight ⁽²⁾ (lb)	– 3.6L RWD/AWD	4,756/4,913	4,838/4,987	N/A	4,905/5,097
	– 5.7L RWD/AWD	N/A	N/A	5,133/5,331	5,200/5,397
Tow Class (max)	IV				
GVWR (lb)	– 3.6L RWD/AWD	6,500/6,500	6,500/6,500	N/A	6,500/7,100
	– 5.7L RWD/AWD	N/A	N/A	7,100/7,100	7,100/7,100
Lock-to-Lock	– 3.6L RWD/AWD	3.4/3.2	3.4/3.2	N/A	3.4/3.2
Steer Rotations	– 5.7L RWD/AWD	N/A	N/A	3.2/3.2	3.2/3.2
Fuel Tank Capacity (gal)	24.6				
2016 EPA Fuel Economy	– 3.6L (RWD) (AWD)				(19/27) (18/25)
est. mpg (city/highway) ⁽³⁾	– 5.7L (RWD) (AWD)				(14/22) (14/22)
Interior					
Head Room – 1 st ./2 nd ./3 rd -row	39.9/39.8/37.8				
Leg Room – 1 st ./2 nd ./3 rd -row	40.3/38.6/33.5				
Shoulder Room – 1 st ./2 nd ./3 rd -row	58.5/57.7/50.4				
Hip Room – 1 st ./2 nd ./3 rd -row	57.0/55.5/42.4				
Cargo Capacity – Behind 3 rd row/ behind 2 nd row/all rear seats folded	17.2/47.3/85.1				
Seating Configurations – 5-passenger/ 6-passenger/7-passenger	(2/3)/(2/2/2)*(2/3/2)				

⁽¹⁾All dimensions are in inches unless otherwise noted. ⁽²⁾Curb weights are approximates, and vary according to trim and options. ⁽³⁾2016 EPA estimated. Actual mileage may vary. *With Captain's Chairs.

STANDARD FEATURES AND OPTIONS	SXT	GT	R/T	Citadel
CPOS Package	2TA	2TE	2TS	2TJ
Engines and Transmissions	Transmission			
3.6L Pentastar® V6 Variable Valve Timing (VVT) (ERC)	8-speed Automatic (DFL)	23A	23E	23J
5.7L HEMI® V8 with Multi-Displacement System (MDS) and VVT (EZH)	8-speed Automatic (DFK)		25S	25J
Mechanical Features/Capability				
Brakes – Anti-lock 4-wheel disc brakes (BRY)	•	•		
– Anti-lock 4-wheel disc HD brakes (BR6)			•	•
Exhaust System – Single rear exhaust on right side with bright tip (packaged with 3.6L V6 engine)	•			
– Dual rear exhaust with bright tips (packaged with Southwest Heat Group) (NEX)	P	•	•	•
Fuel Door – Power locking (XJA)	•	•	•	•
Fuel Tank – 24.6-gallon (NF4)	•	•	•	•
Steering – Performance (XX6)			•	
– Electric Power Steering (SBL)	•	•	•	•
Suspensions – Eco Suspension III (SD2)	•	•		•
– Normal-duty (on all-wheel drive (AWD) only) (SDA)	•	•		•
– Rear load-leveling (packaged with Trailer Tow Group IV on all trims; packaged with Trailer Tow and Skid Plate Group on AWD Citadel) (SES)	P	P	•	P
– Sport – Lowered ride height for enhanced handling (SDE)			•	
Transfer Case/AWD System – Single-speed, full-time AWD includes MP310 transfer case (requires 3.6L V6 engine; AWD models only) (DHY)	O	O		O
– 2-speed, active on-demand AWD (packaged with 5.7L V8 engine; AWD models only) (DKA)			O	O
Exterior Features				
Fascias – Body-color with accent-color lower; with bright insert (MLH)	•			
– Body-color (MBA)		•	•	
– Body-color/Bright inserts and appliqué (MB3)				•
Grille – Body-color/accent-color (MF4)		•	•	
– Bright/accent-color (MF5)	•			
– Bright premium (packaged with Southwest Heat Group) (MFZ)				•
– Gloss Black (packaged with Blacktop and Brass Monkey Packages) (MFS)		P	P	
– Platinum (packaged with Anodized Platinum Appearance Group) (MAD)				P
Liftgate – Power, with key fob, overhead console and rear cargo area controls (packaged with NAV and Power Liftgate Group) (JRC)		P	•	•
Liftgate Spoiler – Body-color, includes CHMSL	•	•	•	•

Exterior Features, continued	SXT	GT	R/T	Citadel
CPOS Package	2TA	2TE	2TS	2TJ
Lighting – Auto High-Beam Headlamp Control (packaged with Safety/Security & Convenience Group) (LMS)		P	•	•
– Automatic headlamps (ON/OFF) actuate when ambient light is at low levels; includes headlamps-on-with-wipers (LMG)	•	•	•	•
– Automatic headlamp leveling system (packaged with Safety/Security & Convenience Group) (JKJ)		P	•	•
– Halogen headlamps (LMB)	•	•		
– Low-beam High Intensity Discharge (HID) headlamps (packaged with Safety/Security & Convenience Group) (LM4)		P	•	•
– Fog lamps, projector (LNN)	•	•	•	•
– Fog lamp bezels, Platinum (packaged with Anodized Platinum Appearance Group) (LTH)				P
– LED Daytime running lamps (LMZ)		•	•	•
Mirrors – Chrome, power-folding multifunction with memory, heating element, auto-dimming for driver’s-side, supplemental turn signal (GUN/LEM/LEN/LEB/NHJ/GNZ)				•
– Body-color, power, manual foldaway with heating element (NHJ/GTS/LEP)	•			
– Body-color, power-folding multifunction with heating element, auto-dimming driver’s side mirror, supplemental turn signals, and memory (GUN/LEM/GNZ/NHJ/LEB/LEP)		•	•	
– Gloss Black, power-folding multifunction with heating element, auto-dimming driver’s side mirror, supplemental turn signals, and memory (GUN/LEM/GNZ/NHJ/LEB/LEN)	P	P	P	
– Chrome, power, manual foldaway with heating element (packaged with Southwest Heat Group) (NHJ/GTS/LEN)	P			
– Platinum, power-folding multifunction with memory, heating element, auto-dimming for driver’s-side, supplemental turn signal (packaged with Anodized Platinum Appearance Package) (GUN/LEM/LEB/NHJ/GNZ/LE2)				P
Remote Start System – Control integrated into key fob, radio frequency system with 300-ft range (XBM)		•	•	•
Roof Rails – Bright side, with integrated, storable cross rails (packaged with 2TB) (MW1/MXQ)	P			•
– Black side (packaged with Premium Group on GT; packaged with Anodized Platinum Appearance; packaged on Citadel) (MWE)		P	O	P
Sunroof – Power with express-open/close and comfort-stop features (packaged with Premium Group for Fleet Only on GT) (GWA)	O	F/P	O	•
Tires – P265/60R18 BSW A/S LRR Tires (TDC)	•			
– P265/60R18 BSW A/S LRR (TFB)	O			
– P265/50R20 BSW A/S LRR (optional with Premium Group AWD GT; packaged with Blacktop Package or Brass Monkey Package on AWD GT; packaged with 5.7L engine on Citadel RWD; packaged with WRF wheel on SXT RWD; optional with WRH wheel on GT) (TKJ)	P (RWD)	O/P	•	O/P (RWD) • (AWD)
– P265/50R20 Performance A/S (packaged with Southwest Heat Group on SXT RWD) (TKY)	P (RWD)	•	O	• (RWD)

Exterior Features, continued	SXT	GT	R/T	Citadel
CPOS Package	2TA	2TE	2TS	2TJ
Wheel Lip Moldings – Accent-color (MRD)	•			
– Body-color (MML)		•	•	•
Wheels – 18-inch Satin Carbon (WPH)	•			
– 20-inch Hyper Black Aluminum (WRH)		•		
– 20-inch Polished Aluminum (WRN)				•
– 20-inch Low-Gloss Granite Crystal Aluminum (WF3)			•	
– 20-inch Gloss Black Aluminum (packaged with Blacktop Package) (WEB)		P	P	
– 20-inch Brass Monkey/Burnished Bronze (packaged with Brass Monkey Appearance Group) (WSB)		P		
– 20-inch Polished Aluminum (packaged with Southwest Heat Group) (WRF)	P			
– 20-inch Satin Carbon (packaged with Anodized Platinum Appearance Package) (WSW)				P
Wiper System – Front, rain-sensing automatic feature (included with the Safety/Security & Convenience Group) (JHC)		P	•	•
– Front, speed-sensitive, variable/intermittent with 1-gallon fluid capacity (JHA)	•	•		
– Rear, with fixed intermittent and continuous speeds, with washer (JHB)	•	•	•	•
Interior Features				
7-inch Thin Film Transistor (TFT) Reconfigurable Digital Gauge Cluster – Includes custom programmable features (JAJ)	•	•	•	•
Air Conditioning – Rear air conditioning with headliner vents and rear-seat controls (HBB)	•	•	•	•
– 3-Zone Automatic Temperature Control, includes infrared sensors and rear-seat outlets (HAH)	•	•	•	•
Air Filtration System (JMA)	•	•	•	•
Cargo Area – Bright cargo area scuff plates (CTB)		•	•	•
– Cargo compartment cover (packaged with Safety/Security & Convenience Group) (CSC)	F	P	•	•
– Cargo Net (packaged with Safety/Security & Convenience Group) (CKR)		P	•	•
– Carpeted; includes storage tray and cargo tie-down loops in floor, driver’s-side storage bin, 12-volt auxiliary power outlet and removable/rechargeable LED flashlight (CKN/CKT/CLH/JJM)	•	•	•	•
– Covered cargo storage (CLG)	•	•	•	•
Console – Full-length front floor console with 2 illuminated cup holders, 2-tier armrest storage with interior 12-volt power outlet and LED-illuminated USB connection (if equipped), console lid tissue holder and storage tray with anodized shifter bezel; rear of console features A/C vent controls, rear-seat heat controls (if equipped) and video jacks (if equipped) (CUF)	•	•	•	•
– 2 nd -row mini floor console with cup holders and storage; also includes a floor mat for the 3 rd row (packaged with 2 nd -row Fold-and-Tumble Captain’s Chairs) (CUM)	P	P	P	P

Interior Features, continued	SXT	GT	R/T	Citadel
CPOS Package	2TA	2TE	2TS	2TJ
– Overhead front console with 2 LED map lamps, 2 dome lamps, sunglasses storage bin, Universal Garage Door Opener control switches ⁽⁴¹⁾ (if equipped) and power sunroof/sunshade controls (if equipped) (CUN)	•	•	•	•
– 2 nd -row floor console with armrest, covered storage, illuminated cup holders, 12-volt auxiliary outlet and USB charging port; also includes floor mat for 3 rd row (must have 2 nd -row Fold-and-Tumble Captain's Chairs (CFU)) (CVR/JJJ/CXB/RS3)		0	0	0
– Leather-wrapped armrest, center console (CMH)			•	•
Floor Mats – Luxury front and rear (CLX)	•	•	•	•
– 3 rd row, bench seat mat (CWD)		•	•	•
– 3 rd row, full console mat (packaged with 2 nd -row console) (CCE)		P	P	P
– 3 rd row, mini console mat (packaged with 2 nd -row mini console) (CCF)	P	P	P	P
Lighting – Glove box lamp, front LED map lamps, 2 nd -row aimable LED map lamps, removable/rechargeable flashlight, courtesy door lamps, overhead console/rear-passenger overhead reading/courtesy lamps, cargo compartment lamp, Sapphire Blue interior switch lighting and Sapphire Blue ambient LED lighting for front-door inside handles and map pockets (LBC/CBR/LBR/LCR)	•	•	•	•
Memory System – Radio station presets, last station settings, driver's-seat position, exterior mirrors, power tilt/telescoping steering wheel (if equipped) with settings for 2 drivers; actuated from driver's door panel or each unique key fob		•	•	•
Mirrors – Rearview, auto-dimming (packaged with Popular Equipment Group, Integrated Voice Command ⁽¹⁷⁾ or Uconnect [®] 8.4) (GNK)	P	•	•	•
– Rearview, day/night (GNA)	•			
Seats – Capri leather with Capri vinyl bolsters; available in Black or Black/Light Frost Beige (*CL)		•		
– Gradual mesh cloth with Carolina Cloth bolsters; available in Black or Black/Light Frost Beige (*K7)	•			
– Nappa leather with Nappa Axis II perforated leather inserts; available in Black, Black/Tan or Black/Light Frost Beige; includes embroidered Citadel logo (*TL)				•
– Nappa Leather with Nappa Axis II perforated inserts and accent stitching; available in Black, with Red accent stitching or Radar Red with Black accent stitching; includes embroidered R/T logo (*VL)			•	
– Nappa Leather with Nappa Axis II perforated inserts and Silver accent stitching; available in Black or Black/Sepia; includes embroidered Citadel logo in Silver stitching (packaged with Anodized Platinum Appearance Group) (*ML/*SJ, 2TP, AA8)				P
Seats – 1 st row, manual adjust (JP8)	•			
– 1 st row, 8-way power driver's seat with memory (packaged with Comfort Seating Group) (JPR)	P			
– 1 st row, passenger forward fold-flat seat (not available with Blu-ray™ system on GT and R/T) (CDW)	•	•	•	
– 1 st row, power 4-way driver's lumbar adjuster (packaged with Comfort Seating Group on SXT, packaged with driver power memory seat/fold-flat passenger seat on GT) (JPU)	P	P		

Interior Features, continued	SXT	GT	R/T	Citadel
CPOS Package	2TA	2TE	2TS	2TJ
– 1 st row, power 8-way driver's seat with memory, 6-way power passenger seat (JT1)		•		
– 1 st row, driver's power memory/passenger manual fold-flat seat (includes power 4-way driver lumbar, power passenger seat, not available with Blu-ray™/DVD Rear Entertainment System) (JTN)		O		
– 1 st row, power driver/passenger 4-way lumbar adjust (JRN)		•	•	•
– 1 st row, power 8-way driver and passenger seats; driver's seat includes memory feature (packaged with Blu-ray/DVD Rear Entertainment System) (JT2)		P	•	•
– 1 st row, heated (packaged with Popular Equipment Group; also includes heated steering wheel) (JPM)	P	•	•	•
– 1 st row, ventilated (CAJ)			•	•
– 2 nd row, 60/40 fold and tumble 3-passenger bench, folding (CFF)	•	•	•	•
– 2 nd -row, heated (JPZ)		•	•	•
– 2 nd -row, 60/40 split folding seats (packaged with 3 rd -row Delete Group) (CFN)	P			
– 2 nd -row, fold/tumble Captain's Chairs; includes 2 nd -row seat-mounted inboard arm rests (CFU, CSL)	O	O	O	O
– 3 rd -row, 50/50 split-folding; includes head restraints ⁽¹⁾ which can be folded down electronically from a switch on the instrument-panel center stack (CFP)	•	•	•	•
Steering Wheel – Heated (packaged with heated front seats) (NHS)	P	•	•	•
– Leather-wrapped, with controls for audio, speed, EVIC voice-recognition and Adaptive Cruise Control ⁽¹³⁾ (packaged with CPOS 2TB) (SCV)	P	•		
– Perforated leather-wrapped with controls for audio, paddle shifters, speed, EVIC and voice-recognition (SCJ)			•	•
– Power tilt/telescoping steering column (included with Safety/Security & Convenience Group) (SUB)		P	•	•
– Tilt/telescoping steering column (SUD)	•	•		
– With Silver accents on spokes, audio controls and paddle shifters (SCA)	•			
– With Platinum bezels (packaged with Anodized Platinum Appearance Group) (JEF)				P
Uconnect®/Multimedia				
CD Player – Single-disc, remote (optional on CPOS 2TB; must have Uconnect 8.4) (RH1)	O	O	O	O
Media Hub – Includes SD card slot, USB port and auxiliary jack (RSF)	•	•	•	•
SiriusXM® Satellite Radio ⁽⁶⁾ – Includes one-year trial subscription (packaged with CPOS 2TB or Uconnect 8.4 on SXT) (RSD)	P	•	•	•
SiriusXM Traffic ⁽⁶⁾ – Includes five-year trial subscription (packaged with 8.4 NAV radio, must have SiriusXM Satellite Radio) (RSS)		P	•	•
SiriusXM Travel Link ⁽⁶⁾ – Includes five-year trial subscription (packaged with 8.4 NAV radio, must have SiriusXM Satellite Radio) (RSM)		P	•	•

Uconnect®/Multimedia, continued	SXT	GT	R/T	Citadel
CPOS Package	2TA	2TE	2TS	2TJ
Speakers – Alpine® Premium Audio System with 9 speakers, subwoofer and 506-watt amplifier (RC3)				•
– BeatsAudio™ Premium Sound System (packaged with Premium Group on GT; packaged with Premium Entertainment Group on Citadel) (RCV)		P	•	P
– 6 speakers (RCG)	•	•		
Radios – Uconnect 5.0 (RA2)	•			
– Uconnect 8.4 (packaged with Popular Equipment Group) (RA3)	P	•		
– Uconnect 8.4 NAV (packaged with NAV and Power Liftgate Group) (RA4)		O/P	•	•
Power Outlet – 12-volt power outlet in console (JJJ) (packaged with 2 nd -row console with armrest and storage)		P	P	P
– Two 12-volt outlets, located on the instrument panel and in the rear cargo compartment (JKP/JJM)	•	•	•	•
– 1 15V auxiliary power outlet (JKV)		•	•	•
USB Port – Charging port located in console (packaged with 2 nd -row console with armrest) (RS3)		P	P	P
– Dual remote – charge only (RS4)		•	•	•
Safety & Security				
Active Head Restraints ⁽¹⁾ (CBD)	•	•	•	•
Adaptive Cruise Control (ACC) with Stop ⁽¹³⁾ (packaged with Technology Group) (NH3)			P	P
Advanced Brake Assist (packaged with Technology Group) (BGG)			P	P
Air Bags ⁽²⁾ – Advanced multistage, driver and front-passenger (CG3)	•	•	•	•
– Supplemental side-curtain (all rows) (CJ5)	•	•	•	•
– Supplemental side (CGS)	•	•	•	•
– Driver inflatable knee-bolster (CGY)	•	•	•	•
– Supplemental front-seat side (CJ1)	•	•	•	•
Blind Spot Monitoring (BSM) ⁽⁵⁾ and Rear Cross-Path Detection ⁽⁵⁾ – Packaged with Safety/Security & Convenience Group on GT; packaged with Technology Group on R/T and Citadel (XAN)		P	P	P
Electronic Stability Control (ESC) ⁽³⁾ – Includes vehicle stability management system, Electronic Roll Mitigation (ERM), All-Speed Traction Control, Brake Assist and 4-channel Antilock Brake System (ABS) (BNB/BNR)	•	•	•	•
Forward Collision Warning with Active Braking ⁽¹²⁾ – Packaged with Technology Group (LSU)			P	P
Hill Start Assist – Prevents vehicle from rolling back for 2 seconds when starting vehicle on an incline (BNG)	•	•	•	•
Keyless Enter 'n Go™ – Push-button ignition system with proximity entry: driver can leave the key fob in pocket or purse; the doors are unlocked by touching the exterior door handle, and the vehicle will start with the push of a button on the instrument panel when the brake pedal is depressed (GX4)	•	•	•	•
LaneSense® Lane Departure Warning System ⁽²⁸⁾ – Packaged with Technology Group (LAS)			P	P

Safety & Security, continued	SXT	GT	R/T	Citadel
CPOS Package	2TA	2TE	2TS	2TJ
ParkSense® Rear Park Assist System ⁽⁵⁾ – Sensors in rear bumper detect obstacles; includes shut-off switch (packaged with Popular Equipment Group) (XH3)	P	•	•	•
ParkView® Rear Back-Up Camera ⁽⁵⁾ – Rear-mounted camera with display in vehicle, activated when vehicle is shifted into Reverse (packaged with Popular Equipment Group) (XAC)	P	•	•	•
Rain Brake Support (BHC)	•	•	•	•
Ready Alert Braking (BHD)	•	•	•	•
Roadside Assistance and 911 Call (packaged with 8.4 or 8.4 NAV radios, with 6-month trial subscription to Uconnect® Access; registration required)	P	•	•	•
Security Alarm (LSA)		•	•	•
Sentry Key® Antitheft Engine Immobilizer (GXX)	•	•	•	•
Trailer Sway Control (TSC) ⁽³⁾ (BNT)	•	•	•	•
Universal Garage Door Opener (XGD)		•	•	•
Packages/Equipment Groups				
3 rd -Row Delete Group	F			
Anodized Platinum Appearance Package – Includes 2 nd row fold/tumble Captain's Chairs, leather-trimmed seats, Black roof rails, Platinum door handles, Platinum mirror caps, platinum interior accents/steering wheel bezels, Black headlamp bezels, Platinum fob lamp bezels, Platinum rear lower fascia, Platinum accents on sill, Platinum front fascia, Platinum grille surround/texture and 20-inch Satin Carbon wheels (packaged with CPOS 2TP; available in Black or Black/Sepia leather interior; exterior color choices: Vice White, White Knuckle, Octane Red, Bomber Brown, Blu By You, DB Crystal Pearl or Granite) (AA8)				P
Blacktop Package – Includes Gloss Black badging, Gloss Black grille, P265/50R20 BSW A/S LRR tires (on GT AWD model), P265/50R20 Performance tires (on GT RWD model); available leather interior choices: Black on GT and R/T, available in Red on R/T; exterior color choices: Billet, Redline, Granite, Rhino, DB Crystal Pearl or Vice White (body-color grille if DB Crystal Pearl is ordered; must have 3.6L V6 on GT) (ADX)		0	0	
Blu-ray™/DVD Rear Entertainment System – Power 8-way driver memory and 8-way passenger seats, 2 screens mounted on the seatbacks, capable of playing both DVDs and Blu-ray Discs®; includes separate ports for plugging in video games or other devices (packaged with Premium Entertainment Group) (AEK)		0	0	P
Comfort Seating Group – Includes power 4-way lumbar adjuster and 8-way power driver's seat; manual passenger seat (packaged with Customer Preferred Package 2TB) (AFD)	P			
Mopar® Chrome Appearance Group – Includes Mopar Front and Rear Door Entry Guards, Mopar Chrome Exhaust Tip, Mopar Bright Pedal Kit, Mopar Chrome Mirror Covers, Mopar Chrome Tubular Side Steps (optional with CPOS 2TB, not available with Blacktop or Anodized Platinum Appearance packages) (AEE)	0	0		0
NAV and Power Liftgate Group – Includes power liftgate, Uconnect 8.4 NAV and Premium Group (ANA)		0		
Popular Equipment Group – Includes rearview auto-dimming mirror, heated front seats, Bluetooth® streaming audio, Uconnect 8.4, ParkView Rear Back-Up Camera ⁽⁵⁾ and ParkSense Rear Park Assist ⁽⁵⁾ (optional on CPOS 2TB) (AJY)	0			

Packages/Equipment Groups, continued	SXT	GT	R/T	Citadel
CPOS Package	2TA	2TE	2TS	2TJ
Premium Entertainment Group – Includes Blu-ray™/DVD Rear Entertainment Center, BeatsAudio™ Premium Audio System (not available with single-disc remote CD player) (AT3)				0
Premium Group – Includes NAV and Power Liftgate Group, Black roof rails, power sunroof, BeatsAudio Premium Audio System (must have 3.6L V6 engine) (AAC)		0		
Safety/Security & Convenience Group – Includes cargo compartment cover, cargo net, rain-sensing windshield wipers, Auto High-Beam Headlamp Control, low-beam HID headlamps and automatic headlamp-leveling, power tilt/telescoping steering column, with Blind Spot Monitoring (BSM) ⁽⁵⁾ and Rear Cross-Path Detection ⁽⁵⁾ systems (AWC)		0		
Technology Group – Includes Adaptive Cruise Control (ACC) with Stop, ⁽¹³⁾ Forward Collision Warning (FCW) with Active Braking, ⁽¹²⁾ Advanced Brake Assist, LaneSense® Lane Departure Warning with Lane Keep Assist (LDW+), ⁽²⁸⁾ BSM ⁽⁵⁾ and Rear Cross-Path Detection Systems ⁽⁵⁾ (ADG)			0	0
Trailer Tow & Skid Plate Group – Includes heavy-duty engine cooling, skid plates for fuel tank, transfer case and underbody, brush guard, Class IV receiver hitch, 7- and 4-pin wiring harness, rear load-leveling suspension and full-size spare tire (available on AWD model only) (AVS)				0
Trailer Tow Group IV – Includes 220-amp alternator if 5.7L V8, heavy-duty engine oil cooler if 5.7L V8, Class IV hitch receiver, 4- and 7-pin wiring harness, rear load-leveling shocks and full-size spare tire (AHX)	0	0	0	0

• = Included. P = Available within Package noted. O = Optional. F = Fleet only.



The demands of police, fire and rescue work require a vehicle with exceptional maneuverability, power and fuel economy, and Dodge Durango Special Service is ready for duty. It arrives on the scene with a choice of two capable engines – the award-winning 3.6-liter Pentastar V6, standard, and the available legendary 5.7-liter HEMI V8, both paired to the fuel-friendly 8-speed transmission. Count on abundant special features and notable improvements from the civilian version, including a battery upgraded to 800 amps,⁽³²⁾ heavy-duty front and rear brakes, a heavy-duty oil cooler and water pump, invaluable automatic Tri-Zone temperature control to keep K9 units comfortable – plus a full list of standard and available Safety and Security features. This SUV earns its stripes with impressive numbers all around: up to 27 mpg hwy,⁽⁸⁾ 84 cu. ft. of cargo volume, towing up to 7,400 lb⁽¹⁴⁾ with the HEMI engine (and up to 6,200 lb⁽¹⁴⁾ with the Pentastar engine). They all add up to complete capability for the toughest assignments – the foundation of Durango Special Service.

PRODUCT HIGHLIGHTS

Engine choices:

- 3.6L Pentastar® V6 with Variable Valve Timing (VVT)
 - Standard
- 5.7L HEMI® V8 with Fuel Saver Technology and VVT – Available

8-speed Automatic transmission – Standard

Rear-wheel drive (RWD) – Standard

All-wheel-drive (AWD) choices:

- With the 3.6L V6 engine: single-speed full-time AWD – Available
- With the 5.7L V8 engine: 2-speed full-time active AWD – Available

Impressive towing, up to 7,400 lb (HEMI engine) or 6,200 lb (Pentastar engine)

Class IV trailer towing – Available

Battery upgraded to 800 cold cranking amps⁽³²⁾

Heavy-duty 220-amp alternator – Standard

Heavy-duty engine cooling package – Standard

Heavy-duty braking package – Standard

Spot lamp wiring prep – Standard

Headliner with red/white dome lamp – Standard

Leather-wrapped steering wheel with audio controls – Standard

8-way power adjusting driver seat, manual adjusting passenger seat – Standard

Tilt/telescoping steering wheel – Standard

Integrated Voice Command⁽⁷⁾ – Standard

Uconnect® 5.0 AM/FM/USB Media Hub – Standard

6 speakers – Standard

Automatic Tri-Zone Temperature Control – Standard

SAFETY & SECURITY

Air bags⁽²⁾ – Advanced multistage driver and front-passenger, advanced side-curtain and supplemental front-seat side⁽²⁾ – Standard

ParkView® Rear Back-Up Camera⁽⁵⁾ – Available

Active head restraints⁽¹⁾ – Standard

4-wheel disc Antilock Brake System (ABS) with Electronic Brake-Force Distribution – Standard

Ready-Alert Braking – Standard

Rain Brake Support – Standard

Trailer Sway Control⁽³⁾ – Standard

FEATURES

Engine block heater – Available

Skid Plate Group – Available on AWD models

- Includes skid plates for the fuel tank, transfer case, front suspension and underbody



STANDARD ON ALL 2017 DURANGO SPECIAL SERVICE

- 12-volt Auxiliary Power Outlet
- Air Conditioning with Air Filtration
- Alternator – 220-amp, heavy-duty
- Automatic Headlamps
- Battery – 650-amp (standard), 800-amp⁽³²⁾ (available with 5.7L HEMI)
- Brakes – Upgraded heavy-duty front brake caliper assemblies
- Console – Full-length floor console with armrest and storage; overhead console with 2 lamps and sunglasses storage
- Fog Lamps
- Front and Rear Floor Mats
- Front and Rear Interior LED Lamps
- Glass – Deep-tinted sunscreen on rear doors, quarter panels and rear liftgate
- Headliner with Red/White Dome Lamp
- Heavy-duty Engine Cooling Package
- Power Locking Fuel Filler Door
- Speed Control
- Steering Wheel-mounted Audio Controls

POWERTRAINS

Engines	Transmissions and Transfer Cases
3.6L Pentastar® V6 290 hp @ 6,400 rpm 260 lb-ft of torque @ 4,800 rpm	8-speed Automatic Single-speed full-time all-wheel drive (AWD) (available)
5.7L HEMI® V8 360 hp @ 5,150 rpm 390 lb-ft of torque @ 4,250 rpm	8-speed Automatic 2-speed full-time active AWD (available)
Fuel Economy*	
3.6L rear-wheel drive (RWD)/AWD	(19 city/27 highway)/(18 city/25 highway) regular gas
5.7L RWD/AWD	(14 city/22 highway)/(14 city/22 highway) regular gas

*2016 EPA estimates. Actual mileage may vary. 17MY information not available at the time of publication.

DIMENSIONS AND CAPACITIES*

Exterior		
Wheelbase		119.8
Overall Length		201.2
Overall Width (at mirrors)		85.5
Overall Height (at roof panel/at antenna)		70.9/72.9
Track	– Front	63.9
	– Rear	64.1
Ground Clearance		8.1
Approach Angle (degrees)		16.3
Breakover Angle (degrees)		17.8
Departure Angle (degrees)		21.5
Cargo Volume Behind 2 nd Row (cu. ft.)		47.7
Cargo Volume Behind 1 st Row with Rear Seats Folded (cu. ft.)		84.5
Fuel Tank Capacity (gal)		24.6
Interior		
Seating Capacity (adults) – 1 st /2 nd Row		2/3
Head Room – 1 st /2 nd Row		39.9/39.8
Leg Room – 1 st /2 nd Row		40.3/38.6
Shoulder Room – 1 st /2 nd Row		58.5/50.4
Hip Room – 1 st /2 nd Row		57.0/42.8
Trailer Towing (lb)		
RWD	3.6L V6	6,200
	5.7L V8	7,400
AWD	3.6L V6	6,200
	5.7L V8	7,200

*All dimensions in inches unless otherwise noted.



The All-new **Jeep Compass** combines the appealing fuel economies of a compact SUV with modern signature Jeep Brand styling. For ultimate efficiency, fleets can go for the **proven 2.4L Tigershark engine** mated to a **six-speed Manual transmission**, or choose between **six- or nine-speed Automatic transmission options**. All 4x4 systems include the available **Selec-Terrain Traction Management System** that allows drivers to dial into desired traction control. Sophisticated design details include an optional Black accent roof and two-tone interiors, available premium LED interior ambient lighting and remote keyless entry with push-button start. A long list of desirable upscale interior options, include a dual-pane power sunroof, next-generation hands-free Uconnect connectivity with Apple CarPlay and Android Auto, an **8.4-inch touchscreen radio** with navigation, and **over 70 standard and available safety and security features**.

PRODUCT HIGHLIGHTS

Engine choices:

- 2.4L Tigershark® I-4 engine with 6-speed Manual transmission – Standard on Sport
- 2.4L Tigershark I-4 with Engine Stop/Start (ESS) technology:
 - 6-speed AISIN® Automatic transmission – Standard on Latitude FWD
 - 9-speed Automatic transmission – Standard on Trailhawk® and Limited

Choice of two 4WD systems – Both with disconnecting rear axle

- Jeep® Active Drive – Standard on Limited; Available on Sport and Latitude
- Jeep Active Drive Low – Standard on Trailhawk

Trail Rated® Capability – With off-road suspension, Jeep Active Drive Low, 4x4 low mode with 20:1 crawl ratio – Standard on Trailhawk

Selec-Terrain® Traction Management System on 4x4 models

Apple CarPlay™ and Android Auto™ – Standard on Trailhawk and Limited

Integrated Voice Command⁽¹⁷⁾ with Bluetooth® for hands-free communications – Standard

SiriusXM® Travel Link⁽⁶⁾ and SiriusXM Traffic Plus⁽⁶⁾ – Including 5-year trial subscription – Available

SiriusXM Satellite Radio⁽⁶⁾ – Including 1-year trial subscription – Standard on Trailhawk and Limited

3.5-inch or 7-inch Driver Information Display (DID) – Standard; size based on model

Uconnect® touchscreen radio displays – Standard

Dual-pane power sunroof – Available

Unique interior and exterior accents – Standard

BeatsAudio™ Premium Sound System – With 9 speakers including subwoofer – Available

Remote Keyless Entry with immobilizer and push-button start – Standard

Remote Start System – Available

Power liftgate – Available

Steering wheel audio and cruise controls – Standard

SAFETY & SECURITY

Advanced multistage front, front and rear side-curtain, front-seat-mounted side and driver-side knee bolster air bags⁽²⁾ – Standard

ParkView® Rear Back-Up Camera⁽⁵⁾ – Standard

Electronic Stability Control (ESC)⁽³⁾ – Including Electronic Roll Mitigation, Hill Start Assist and Trailer Sway Control⁽³⁾ – Standard

Security alarm – Available

ParkSense® Rear Park Assist⁽⁵⁾ – Available

LaneSense® Lane Departure Warning with Lane Keep Assist⁽²⁸⁾ – Available

Full-Speed Forward Collision Warning with Active Braking⁽¹²⁾ – Includes Advance Brake Assist – Available

Front Seat Active Headrests⁽¹⁾ – Standard

Blind Spot Monitoring⁽⁵⁾ and Rear Cross-Path Detection⁽⁵⁾ – Available

FEATURES

1 15-volt auxiliary power outlet – Available on Sport models

Power 8-way driver with power 4-way lumbar adjuster and manual 6-way front-passenger seats – Available on Sport models

16-inch Tech Silver painted aluminum wheels – Available on Sport models

ALL-NEW COMPASS



STANDARD ON ALL 2017 COMPASS MODELS

- Electric power steering (EPS)
- Normal-duty suspension
- Rear fascia skid plate appliqué
- Solar-Control glass
- Quad halogen headlamps with off-time delay
- Daytime running lamps (DRLs) system
- Power heated, power adjusting and manual-folding side mirrors
- Removable short-mast antenna
- Tire Service Kit
- Power front windows, 1-touch up & down
- Front variable intermittent wipers, rear defroster and wiper/washer
- Air conditioning with air filtering
- Driver and passenger-assist handles with coat hooks for rear passengers
- Cargo area tie-down loops and lamp
- Height-adjustable load floor with up to 3-position adjustment
- Rear cargo under floor tray
- Driver Information Display (DID) in 3.5-inch Black and White or 7-inch full-color display
- Electronic Vehicle Information Center (EVIC)
- Full-length front floor console with sliding armrest in soft vinyl and cup holders
- Overhead console with reading lamps
- Front and rear floor mats
- Media Hub located in center stack with 2 USB ports and auxiliary input jack
- Media Center Electronics Storage (behind shifter)
- Rearview day/night mirror
- Outside temperature display in odometer
- 2 – 12-volt power outlets (center stack and rear cargo area)
- Shift knob in Silver, or urethane or leather-wrapped
- Speed-sensitive power door locks
- Steering wheel-mounted audio and cruise controls
- Manual 6-way driver/front-passenger seats including driver height adjuster
- Front-passenger fold-forward flat seat
- 60/40 split-folding rear seats and center armrest with cup holders
- 3 rear-seat head restraints
- Child Seat Anchor System – LATCH-ready
- 6 speakers
- Uconnect® touchscreen display in 5-inch or 8.4-inch
- Integrated Voice Command⁽¹⁷⁾ with Bluetooth® for streaming audio, voice command⁽¹⁷⁾ and texting⁽¹⁸⁾
- 7 standard air bags⁽²⁾ with advanced multistage front, supplemental front and rear side-curtain, front seat-mounted side and driver knee bolster
- Electronic Stability Control (ESC)⁽³⁾ with All-speed Traction Control, Electronic Roll Mitigation and Trailer Sway Control⁽³⁾
- Remote Keyless/Illuminated Entry with immobilizer and push-button start
- Hill Start Assist
- Battery run-down protection
- Antilock 4-wheel disc brakes
- Electric Park Brake
- Rain Brake Support
- Front seat active headrests⁽¹⁾
- ParkView® Rear Back-Up Camera⁽⁵⁾ with active grid lines
- Tire Pressure Monitoring System

POWERTRAINS

Engines/Transmissions	Sport	Latitude	Trailhawk® 4x4	Limited 4x4
Compass FWD				
2.4L I-4 Tigershark® with 6-speed Manual	•			
2.4L I-4 Tigershark with Engine Stop/Start (ESS) technology and 6-speed AISIN® Automatic with AutoStick	0	•		
Compass 4x4				
2.4L I-4 Tigershark with 6-speed Manual	•	•		
2.4L I-4 Tigershark with ESS technology and 9-speed Automatic with AutoStick	0	0	•	•
Drive System				
Front-Wheel Drive (FWD)	•	•		
Jeep® Active Drive (4x4)	0	0		•
Jeep Active Drive Low (4x4)			•	

• = Standard. 0 = Optional.

⁽¹⁾All dimensions are in inches unless otherwise noted. ⁽²⁾Do not attempt water fording unless depth is known and consistent with the vehicle's water fording rating in the Owner's Manual. Traversing water can cause damage that may not be covered by the new vehicle warranty. Always off-road responsibly in approved areas. ⁽³⁾When properly equipped.

DIMENSIONS⁽¹⁾/SPECIFICATIONS

Exterior (with standard tires)		
Wheelbase		103.8
Overall Height	with roof rails/without roof rails	64.8/64.6
Track	Front/Rear	60.7/60.3
Overall Width	folded mirrors/open mirrors	73.8/80.0
Overall Length		173
Ground Clearance	4x2/4x4/Trail Rated	7.8/8.2/8.5
Approach (degrees)	4x2/4x4/Trail Rated	15.8/16.8/30.3
Breakover (degrees)	4x2/4x4/Trail Rated	21.8/22.9/24.4
Departure (degrees)	4x2/4x4/Trail Rated	30.8/31.7/33.6
Water Fording ⁽²⁾ (Trail Rated) (@ 5 mph)		19
Fuel Tank Capacity (gal)	2WD/4WD	13.5
Interior		
Seating Capacity	Front/Rear	2/3
Head Room (without sunroof)	Front/Rear	39.2/38.5
Leg Room	Front/Rear	41.8/38.3
Hip Room	Front/Rear	54.1/49.2
Shoulder Room	Front/Rear	56.7/55.1
SAE Cargo Volume (cu. ft.)	Rear Seats Up/Folded	27.2/59.8
EPA Interior Volume Index (cu. ft.)		126.7
2.4L Tigershark Base Curb Weight (lb)	4x2	3,184
	4x4	3,327
	Trailhawk 4x4	3,633
GVWR (lb)	4x2/4x4/Trailhawk	4,400/4,600/4,700
Maximum Towing Capacity ⁽³⁾ (lb)	4x4	2,000

ALL-NEW COMPASS

STANDARD FEATURES AND OPTIONS

Sport 4x2/4x4 Latitude 4x2/4x4 Trailhawk® 4x4 Limited 4x4

Engines	Transmissions				
2.4L I-4 Tigershark® (EDG)	6-speed Manual (DE1)	• / •	- / •		
2.4L I-4 Tigershark with Engine Stop/Start (ESS) technology (EDD)	6-speed AISIN® Automatic with AutoStick (DF7)	0 / -	• / -		
2.4L I-4 Tigershark with ESS technology (EDD)	9-speed Automatic with AutoStick (DF5)	- / 0	- / 0	•	•
Capability					
Alternator – 160-amp (BAB)		•	•	•	•
AutoStick Automatic Transmission (included with 6-speed and 9-speed Automatic transmissions) (DHD)		0	•	•	•
Steering – Electric power (SBL)		•	•	•	•
Engine Oil Cooler (NHA)		•	•	•	•
Exhaust System – Single rear exhaust with dual bright tip; Black on remaining models (NEC)					•
Final Drive Gear Ratios – 3.502 (FWD models with 6-speed Automatic transmission) (DMD)		0	•		
– 3.73 (included with 9-speed Automatic; standard on 4x4 models) (DME)		0	0		•
– 3.833 (included with 6-speed Manual) (DMJ)		•	0		
– 4.334 (Trailhawk only) (DMA)				•	
Front-Wheel Drive (FWD)		•	•		
Four-Wheel-Drive System – With rear axle disconnect					
– Jeep® Active Drive – A full-time 4x4 system		0	0		•
– Jeep Active Drive Low – A full-time 4x4 system with 4-low mode for a total of 20:1 crawl ratio and Hill Descent Control				•	
Fuel Door – Push-push opening and capless (XJ7/XJM)		•	•	•	•
Fuel Tank – 13.5 gallons (NF6)		•	•	•	•
Gross Vehicle Weight Rating (GVWR) – 4,400 lb (FWD models only) (Z1A)		•	•		
– 4,600 lb (standard on 4x4 models) (Z1B)		0	0		•
– 4,700 lb (Z1C)				•	
Selec-Terrain® – Center stack dial with 4 traction control settings: Auto, Snow, Sand, Mud and, exclusive for Trailhawk, Rock mode (4x4 models only) (XAB)		0	0	•	•
Stop-Start Dual Battery System (packaged with 2.4L I-4 MultiAir® engine with ESS technology) (XHZ)		P	•	•	•
Trail Rated® Capability – Includes Jeep Active Drive Low mode with 20:1 crawl ratio, 1-inch increased height, unique front and rear fascia, unique 17-inch wheels and All-Season on-/off-road tires, skid plates, off-road suspension, front and rear tow hooks, signature Red accents and Trail Rated badge				•	
Suspension – Normal-duty (SDA)		•	•		•
– All-Wheel Drive (AWD) (SDE)		0	0		•
– Off-road (SDJ)				•	

Sport 4x2/4x4 Latitude 4x2/4x4 Trailhawk® 4x4 Limited 4x4

Exterior Features	Sport 4x2/4x4	Latitude 4x2/4x4	Trailhawk® 4x4	Limited 4x4
Daylight Opening (DLO) – Black (MMR)	•			
– Bright (Chrome) (MCG)		•		•
– Neutral Gray (MMF)			•	
Door Handles – Black (MNA)	•			
– Body-color (MNK)		•	•	•
Fascias – Accent/body-color (MCD)	•	•	•	•
– Bright exterior accents including front fascia chin accent, exterior mirrors and rear lower fascia insert (MCG)				•
– Unique front and rear lower fascia accents in Neutral Gray (MCG)			•	
Glass – Solar-Control (GAM)	•			
– Deep-tint sunscreen (packaged with Sport Appearance Plus) (GEG)	P	•	•	•
Grille/Surround – Black surround with Chrome rings (MYV)	•	•		•
– Black surround with Neutral Gray rings (MF4)			•	
Hood Decal – Black (MYA)			•	
Lighting – Front fog and cornering lamps (LNP)		•	•	•
– Halogen quad headlamps (LME)	•	•	•	•
– High Intensity Discharge (HID) headlamps with signature lit LED accent (packaged with Advanced Technology Group) (LMP)				P
– HID headlamps (packaged with Advanced Technology Group) (LPR)		P	P	
– Automatic headlamps (LMG)		•	•	•
– Auto High-Beam Headlamp Control (packaged with Advanced Technology Group ⁽²⁸⁾) (LMS)		P	P	P
– Daytime running lamps (DRLs) (LMX)	•	•	•	•
– Headlamps-off time delay (LHD)	•	•	•	•
– Incandescent taillamps (LA6)	•	•	•	•
– LED taillamps (packaged with Advanced Technology Group) (LAY)				P
– Front side marker/side repeater on outside mirror (LEB)			•	•
Mirrors – Power heated, power adjusting, manual-folding in Black (GTC/NHJ/LER/LE4)	•			
– Power heated, power adjusting, manual-folding in body-color (GTC/NHJ/LER/LEP)		•		
– Power heated, power adjusting, manual-folding with supplemental turn signals in Trailhawk Neutral Gray accent color (GTC/NHJ/LER/LEB/LE6)			•	
– Power heated, power adjusting, manual-folding with supplemental turn signals in body-color with Chrome accents (GTC/NHJ/LER/LEB)				•

Exterior Features, continued	Sport 4x2/4x4	Latitude 4x2/4x4	Trailhawk® 4x4	Limited 4x4
Power Liftgate (JRC)		0	0	0
Removable Short-mast Antenna – Roof-mounted (RDB)	•	•	•	•
Roof – Body-color (packaged with monotone paint) (MXU)	•	•		0
– Black (packaged with two-tone paint group) (MXS)		0	•	•
Roof Rails – Black (packaged with Sport Appearance Plus) (MWE)	P	•		
– Neutral Gray (MW3)			•	
– Bright (Chrome) (MW1)				•
Skid plates – Fuel tank, transfer case, transmission and front suspension (XEE/XEF/XEU/XE9)			•	
Sunroof – Dual-pane power sunroof with front tilt/fore/aft and rear fixed glass plus power shade (GWJ)		0	0	0
Tires – 215/65R16 BSW All-Season (TM9)	•			
– 225/60R17 BSW All-Season (TTU)		•		
– 215/65R17 BSW All-Season On/Off-Road (TAF)			•	
– 225/55R18 BSW All-Season (included with optional WPW wheel) (TWL)		P		•
– 235/45R19 BSW All-Season (packaged on 19-inch wheels) (TPS)				P
– Tire Service Kit (TBF)	•	•		•
– Compact spare (TBC)	0	0		0
– Full-size spare (TBB)			•	
– Full-size temporary-use spare (packaged with Trailer Tow Group) (TBS)		P		P
Tow Hooks – 2 front and 1 rear, Red (XEA/XH6)			•	
Wheels – 16-inch Black styled Steel (WDJ)	•			
– 16-inch Tech Silver painted Aluminum (packaged with Sport Appearance Plus) (WNF)	F/P			
– 17-inch Tech Silver painted Aluminum (WGN)		•		
– 17-inch polished Aluminum with Granite painted pockets (WAD)		0		
– 18-inch polished Aluminum with Black painted pockets (WPW)		0		
– 17-inch polished Aluminum with Black painted pockets (WFC)			•	
– 18-inch polished Aluminum with Tech Gray painted pockets (WPR)				•
– 19-inch polished Aluminum with Gloss Black painted pockets (WP4)				0
Windows – Power front windows, 1-touch up & down (JP3)	•	•	•	•
Wiper System – Front, variable intermittent (JHA)	•	•	•	•
– Windshield wiper de-icer (packaged with Cold Weather Group) (NHL)	P	P	P	•
– Rain-sensitive/intermittent (packaged with Safety and Security Group) (JHC)		P	P	P
– Rear, defroster and wiper/washer (GFA/JHB)	•	•	•	•

Exterior Features, continued

Sport 4x2/4x4 Latitude 4x2/4x4 Trailhawk® 4x4 Limited 4x4

Interior Features

Accents – Speaker bezels, shifter boot accent ring, steering wheel bezels and cluster trim rings – Silver anodized	•	•		•
– Ruby Red (includes speaker bezel, shifter boot accent ring and large cluster trim ring; steering wheel bezels are Silver anodized)			•	
Accents – Radio bezel, outer vent bezels, console large accent ring – Anodized Gun Metallic (XSG)	•	•		
– K-Black (XS4)			•	
– Piano Black (XTE)				•
Air Conditioning with air filtering (HAA)	•	•		
– Dual-Zone Automatic Temperature Control (ATC) including humidity sensor and premium air filter (packaged with Popular Equipment Group and Navigation Group) (HAF)		P	•	•
Assist Handle – Driver and passengers with coat hooks for rear passengers (4) (CSW/CSR)	•	•	•	•
Cargo Area – Tie-down loops (CKT)	•	•	•	•
– Cargo compartment lamp (LDB)	•	•	•	•
– Height-adjustable load floor – 1-, 2- or 3-position adjustment based on optional tire size	•	•		•
– Rear cargo under floor tray (CK6)	•	•	•	•
– Reversible carpet/vinyl cargo mat (packaged with Cold Weather Group) (CKK)	P	P	•	•
– Cargo compartment carpet (CKN)	•	•	•	•
Driver Information Display (DID) – 3.5-inch Black and White Thin Film Transistor (TFT) cluster display (JAY)	•	•		
– 7-inch full-color TFT cluster display (packaged with Popular Equipment Group) (JAJ)		P	•	•
Electronic Vehicle Information Center (EVIC) – Controls located on steering wheel; included with urethane and leather-wrapped steering wheels (LAZ)	•	•	•	•
Console – Full-length front floor console with fore/aft sliding armrest in soft vinyl (CUF/CM6)	•	•	•	•
– Air vents on rear of center console (packaged with Automatic transmissions) (XGA)	P	P	•	•
Cup Holders – Included with full-length front floor console (CUF)	•	•	•	•
– Illuminated front (CWP)			•	•
– Rear-seat armrest (included with 60/40 split-folding seats) (CSN)	•	•	•	•
Floor Mats – Front and rear (CLE)	•	•		•
– All-Season front and rear, rubber (packaged with Cold Weather Group) (CLF)	P	P	•	
Glove Box – With damped door and lamp inside (JKA/LBC)	•	•	•	•

Interior Features, continued

	Sport 4x2/4x4	Latitude 4x2/4x4	Trailhawk® 4x4	Limited 4x4
Lighting – 2 front overhead incandescent map lamps (LBA)	•	•	•	•
– Ambient LED interior on front door handles and overhead cupola (LHA)		•		
– Ambient LED interior on front door handles, front map pockets, overhead cupola and front cup holders (LCJ)			•	•
– Front dome lamp (LCK)	•	•	•	•
– Rear dome map/reading lamps in assist handles (LCD)	•	•	•	•
Media Center Electronics Storage – Located in front of shifter (CU7)	•	•	•	•
Media Hub – Located in center stack includes remote USB port and auxiliary input jack for mobile devices; 2nd USB port on back of center console (RSF)	•	•	•	•
Mirrors – Rearview day/night (GNA)	•	•	•	
– Rearview, auto-dimming (packaged with Popular Equipment Group and Advanced Technology Group) (GNK)		P	P	•
– Sliding sun visor with mirrors (GNU)	•			
– Sliding sun visor with illuminated mirrors (GNC)		•	•	•
Outside Temperature Display (in odometer) (LAH)	•	•	•	•
Power Outlet – 12-volt auxiliary located in front center stack (JKP)	•	•	•	•
– 12-volt auxiliary in rear cargo area (JJM)	•	•	•	•
– 115-volt auxiliary (packaged with Popular Equipment Group) (JKV)	F	P	•	•
Shift Knob – Silver (standard with 6-speed Manual transmission) (CVZ)	•	O		
– Urethane (available on Automatic transmissions on Sport models) (CV1)	O			
– Leather-wrapped (standard on Automatic transmissions) (CVB)		•	•	•
Speedometer – 160-mph	•	•	•	•
Speed-sensitive power door locks (JPH)	•	•	•	•
Steering Wheel – Urethane with anodized Silver bezels (SCA)	•			
– Leather-wrapped with anodized Silver bezels (packaged with Cold Weather Group) (SCC)	P	•	•	•
– Electric Power Steering (SBL)	•	•	•	•
– Heated (packaged with Cold Weather Group and Leather Interior Group) (NHS)	P	P	P	•
– Tilt/telescoping steering column (SUD)	•	•	•	•
– Mounted audio controls (RDZ)	•	•	•	•
Tachometer (JFH)	•	•	•	•
Seats				

Interior Features, continued

Sport 4x2/4x4 Latitude 4x2/4x4 Trailhawk® 4x4 Limited 4x4

Seating – Cloth low-back bucket seats in Black with Cattle Tan and Light Diesel Gray stitching or Sandstorm with Dark Saddle stitching (*A7)	•			
– Premium fabric trim with hex-pattern cloth insert low-back bucket seats in Black with Cattle Tan and Light Diesel Gray stitching or Black/Ski Gray with Ski Gray accent stitching (*G7)		•		
– Luxury leather trim with Ombré mesh cloth insert bucket seats in Black with accent stitching and embroidered Trailhawk logo in Ruby Red (*Q6/CEB)			•	
– Luxury leather trim with Axis II leather perforated insert bucket seats in Black with accent stitching and embroidered Trailhawk logo in Ruby Red (packaged with Leather Interior Group) (*TL)			P	
– Luxury leather trim with Axis II leather perforated insert bucket seats in Black with Cattle Tan accent stitching or Black/Ski Gray with Ruby Red accent stitching and embossed Jeep® logo (*AL)				•
Seats, Front – Manual 6-way driver/passenger with driver height adjuster (JP8/CDH)	•	•	•	
– Power 8-way driver seat with power 4-way lumbar adjuster and manual 6-way passenger seat (packaged with Leather Interior Group and Popular Equipment Group) (JPR)	F	P	P	•
– Heated (packaged with Cold Weather Group and Leather Interior Group; requires heated steering wheel) (JPM)	P	P	P	•
– Height-adjuster shoulder belts (CGD)	•	•	•	•
– Seatback map pocket (CSM)		•	•	•
– Motorized pretensioning seat belts (CGN)	•	•	•	•
– Front-passenger fold forward flat (CDW)	•	•	•	•
Seats, 2nd Row – 60/40 split-folding seat and rear seat armrest with cup holder (CFN/CSN)	•	•	•	•
– Air vents located on rear center console (packaged with Automatic transmissions) (XGA)	P	P	P	P
– Center, rear 3-point seat belt (CG6)	•	•	•	•
– Child Seat Anchor System – LATCH-ready (CGU)	•	•	•	•
– Heat ducts (XGR)	•	•	•	•
– Motorized pretensioning seat belts (CGN)	•	•	•	•
– 3 rear-seat head restraints ⁽¹⁾ (CSH)	•	•	•	•
Uconnect® Multimedia				
Integrated Voice Command ⁽¹⁷⁾ with Bluetooth® – Includes Bluetooth streaming audio (XRB/RSL)	•	•	•	•
Media Hub – Located in center stack includes USB port and auxiliary input jack for mobile devices plus an additional USB port in second row (RSF)	•	•	•	•
Speakers – 6 (RCG)	•	•	•	•
– BeatsAudio™ Premium Sound System with 9 speakers, including subwoofer (RCV)		0	0	0

Uconnect® Multimedia, continued	Sport 4x2/4x4	Latitude 4x2/4x4	Trailhawk® 4x4	Limited 4x4
Uconnect 5.0 – Includes 5-inch touchscreen display, Integrated Voice Command ⁽¹⁷⁾ with Bluetooth® and Bluetooth streaming audio (UAA)	•	•		
Uconnect 7.0 – Includes 7-inch touchscreen display, USB host flip, GPS antenna input, Integrated Voice Command ⁽¹⁷⁾ with Bluetooth and Bluetooth streaming audio, Apple CarPlay™ and Android Auto™ (requires air conditioning with dual-zone Automatic Temperature Control (ATC); packaged with Popular Equipment Group) (UAG)		P		
Uconnect 8.4 – This system is an integrated center stack radio that includes an 8.4-inch touchscreen display, GPS antenna input, USB host flip, Integrated Voice Command ⁽¹⁷⁾ with Bluetooth, Bluetooth streaming audio, Apple CarPlay and Android Auto, SiriusXM® Satellite Radio ⁽⁶⁾ with 1-year trial subscription (UAM)			•	•
Uconnect 8.4 with Navigation – Includes Uconnect 8.4 with GPS Navigation, HD Radio, Apple CarPlay and Android Auto, Integrated Voice Command ⁽¹⁷⁾ with Bluetooth and Bluetooth streaming audio, SiriusXM Traffic Plus ⁽⁶⁾ and SiriusXM Travel Link ⁽⁶⁾ including 5-year trial subscription and SiriusXM Guardian ⁽⁶⁾ including 1-year trial subscription (packaged with Navigation Group; requires air conditioning with ATC on Latitude models) (UAQ)		P	P	P
SiriusXM Satellite Radio ⁽⁶⁾ – Includes 1-year trial subscription (packaged with Tech Group on Sport and Popular Equipment Group on Latitude models) (RSD)	P	P	•	•
SiriusXM Guardian ⁽⁶⁾ – Includes 1-year trial subscription (packaged with Uconnect 8.4 with Navigation) (RSK)		P	P	P
SiriusXM Traffic Plus ⁽⁶⁾ – Includes 5-year trial subscription (packaged with Uconnect 8.4 with Navigation) (RSS)		P	P	P
SiriusXM Travel Link ⁽⁶⁾ – Includes 5-year trial subscription (packaged with Uconnect 8.4 with Navigation) (RSM)		P	P	P
Safety & Security				
Air Bags ⁽²⁾ – (7 total) advanced multistage driver and front passenger (CG3)	•	•	•	•
– Supplemental front and rear side-curtain (CJ2)	•	•	•	•
– Supplemental front seat-mounted side (CJ1)	•	•	•	•
– Driver inflatable knee bolster (CGY)	•	•	•	•
All-speed Traction Control (BNP)	•	•	•	•
Battery Run-down Protection (BCS)	•	•	•	•
Brakes – Antilock 4-wheel disc (BRF)	•	•	•	•
– Advanced Brake Assist (packaged with Full-Speed Forward Collision Warning with Active Braking ⁽¹²⁾) (BGG)		P	P	P
– Electric Park Brake (XC4)	•	•	•	•
– Rain Brake Support (BHC)	•	•	•	•
Blind Spot Monitoring ⁽⁵⁾ and Rear Cross-Path Detection ⁽⁵⁾ System (packaged with Safety and Security Group) (XAN)		P	P	P
Child Seat Anchor System – LATCH-ready (CGU)	•	•	•	•
Cruise Control (NHM)	•	•	•	•
Electronic Roll Mitigation (ERM) (BNS)	•	•	•	•

Safety & Security, continued	Sport 4x2/4x4	Latitude 4x2/4x4	Trailhawk® 4x4	Limited 4x4
Electronic Stability Control (ESC) ⁽³⁾ – Includes Electronic Roll Mitigation (ERM), All-speed Traction Control, antilock 4-wheel disc brakes and Hill Start Assist (BNB)	•	•	•	•
Entry Systems – Remote Keyless Entry with immobilizer, illuminated entry and push-button start (GXD/GXW/LAC/GX4)	•			
– Remote Proximity Keyless Entry with immobilizer, illuminated entry and push-button start (GXD/GXW/LAC/GX4)		•	•	•
Full-Speed Forward Collision Warning with Active Braking ⁽¹²⁾ – Includes Advanced Brake Assist (packaged with Advanced Technology Group; requires Automatic transmission) (LSU)		P	P	P
Front-passenger Seat Belt Alert (LAX)	•	•	•	•
Front Seat Active Headrests ⁽¹⁾ (CDP)	•	•	•	•
Hill Descent Control (BNH)			•	
Hill Start Assist (BNG)	•	•	•	•
LaneSense® Lane Departure Warning with Lane Keep Assist ⁽²⁸⁾ (packaged with Advanced Technology Group) (LAS)		P	P	P
Motorized Pretensioning Seat Belts (CGN)	•	•	•	•
Occupant Classification System (XCA)	•	•	•	•
Panic Alarm (LHF)	•	•	•	•
ParkSense® Rear Park Assist ⁽⁵⁾ (packaged with Safety and Security Group and packaged with Tech Group on Sport) (XAA)	P/F	P	P	P
ParkView® Rear Back-Up Camera ⁽⁵⁾ – With active grid lines (XAC)	•	•	•	•
Rear Door Child Protection (GXT)	•	•	•	•
Remote Start System (packaged with Cold Weather Group, Safety and Security Group and Popular Equipment Group; requires Automatic transmission) (XBM)	P	P	P	•
Security Alarm – Protects doors, liftgate and hood (packaged with Safety and Security Group) (LSA)		P	P	•
Tire Pressure Monitoring Display (XGM)	•	•	•	•
Trailer Sway Control ⁽³⁾ – Works in tandem with ESC ⁽³⁾ to help improve handling in adverse towing conditions caused by crosswinds and traffic (BNT)	•	•	•	•
Groups				
Advanced Technology Group – Includes Full-Speed Forward Collision Warning with Active Braking ⁽¹²⁾ LaneSense Lane Departure Warning with Lane Keep Assist ⁽²⁸⁾ rearview auto-dimming mirror, Auto High-Beam Headlamp Control, High Intensity Discharge (HID) headlamps without light strip; and on Limited models, LED taillamps and HID headlamps with light strip (requires Safety and Security Group) (ADG)		O	O	O
Cold Weather Group – Includes windshield wiper de-icer, heated front seats, heated, leather-wrapped steering wheel and Remote Start System (requires Automatic transmission); Sport and Latitude models add: all-season floor mats and reversible carpet/vinyl cargo mat (ADE)	O	O	O	

ALL-NEW COMPASS

Groups, continued

	Sport 4x2/4x4	Latitude 4x2/4x4	Trailhawk® 4x4	Limited 4x4
Leather Interior Group – Includes luxurious leather-trimmed seats with perforated inserts and Ruby Red accent stitching, power 8-way driver with power 4-way lumbar adjuster and manual 6-way front-passenger seats, heated, leather-wrapped steering wheel and heated front seats (requires Popular Equipment Group) (AJD)			0	
Popular Equipment Group – Includes power 8-way driver with power 4-way lumbar adjuster and manual 6-way front-passenger seats, rearview auto-dimming mirror and Remote Start System (requires Automatic transmission); Latitude models add: air conditioning with dual-zone Automatic Temperature Control (ATC), Uconnect® 7.0, 7-inch full-color Driver Information Display (DID), SiriusXM® Satellite Radio ⁽⁶⁾ including 1-year trial subscription and 115-volt auxiliary power outlet (ANF)		0	0	
Navigation Group – Includes Uconnect 8.4 with Navigation (requires Popular Equipment Group on Latitude and Trailhawk models; requires Automatic transmission) (AMA)		0	0	0
Safety and Security Group – Includes Blind Spot Monitoring ⁽⁵⁾ and Rear Cross-Path Detection ⁽⁵⁾ Systems, ParkSense® Rear Park Assist System, ⁽⁵⁾ rain-sensitive/intermittent wipers; Latitude and Trailhawk models add: Remote Start System (requires Automatic transmission) and security alarm (AJB)		0	0	0
Sport Appearance Plus – Includes Black side roof rails, deep-tint sunscreen glass and 16-inch Silver aluminum wheels (AAK)	0			
Tech Group – Includes SiriusXM Satellite Radio ⁽⁶⁾ including 1-year trial subscription and ParkSense Rear Park Assist System ⁽⁵⁾ (AMV)	0			
Trailer Tow Group – Includes Class III hitch receiver plus 4- and 7-pin wiring harness; Latitude and Limited models add: full-size temporary-use spare tire (4x4 models only) (AHT)		0	0	0

• = Standard. P = Available within Package noted. O = Optional. F = Fleet only.



The 2017 Jeep Cherokee brings impressive efficiency, performance and technology to our Fleet Portfolio. Power is efficient: both the 2.4L Tigershark I-4 engine and available 3.2L Pentastar V6 are mated to the fuel-sipping **nine-speed Automatic**, with the Pentastar V6 also featuring the **state-of-the-art Stop/Start technology** to get the most out of every drop of fuel. This SUV is all about enhancing the entire driver experience, with standard **Rear Back-Up Camera**⁽⁵⁾ and standard **Park Assist**⁽⁵⁾ on Latitude and Limited models, and an available **8.4-inch touchscreen radio**. **Safety & Security is paramount, with over 70 standard and available features** encompassing multiple air bags,⁽²⁾ **Blind-Spot Monitoring**,⁽⁵⁾ **Remote Keyless Entry, Remote Start System and LaneSense Lane Departure Warning**.⁽²⁸⁾ The three models of 2017 Jeep Cherokee perfectly articulate the Jeep attitude of freedom: Go Anywhere, Do Anything.[®]

PRODUCT HIGHLIGHTS

Engine Choices:

- 2.4L Tigershark[®] in-line 4-cylinder with MultiAir[®]2 technology: 184 hp/171 lb-ft of torque – Standard
- 3.2L Pentastar[®] V6: 271 hp/239 lb-ft of torque – Available

ZF 9-speed Automatic with Electronic Range Select – Standard with both engines

Fuel economy, 4x2 models with the 2.4L engine – EPA estimated 31 mpg hwy⁽⁸⁾

Selec-Terrain[®] Traction Management System on 4x4 models
Choice of 2 4x4 systems:

- Jeep[®] Active Drive I with full-time active 1-speed Power Transfer Unit (PTU) – Available on Sport, Latitude and Limited
- Jeep Active Drive II with full-time torque management, low-range gear system, Hill Descent Control and a driveline neutral switch – Available on Latitude and Limited

Independent front and rear suspensions

Cargo Management System – Standard rear rack, with available Accessories through Mopar[®]

CommandView[®] Dual-Pane Panoramic Sunroof – Available

Uconnect[®] 8.4-inch touchscreen radio and customizable 7-inch color multidisplay cluster with Thin Film Transistor (TFT) technology – Available

SiriusXM[®] Satellite Radio⁽⁶⁾ – Available

Remote keyless entry with panic alarm

Reduced interior noise and vibration

SAFETY & SECURITY

Over 70 standard and available Safety & Security features, including:

Standard full-length side-curtain and side-thorax air bags⁽²⁾ – Standard

Blind-Spot Monitoring (BSM)⁽⁵⁾ – Available

Parallel and Perpendicular Park Assist⁽⁵⁾ – Available

Adaptive Cruise Control (ACC) with Stop and Go⁽¹³⁾ – Available

Full-Speed Forward Collision Warning (FSFCW+)⁽¹²⁾ with **Crash Mitigation** – Available

LaneSense[®] Lane Departure Warning (LDW)⁽²⁸⁾ **System** – Available

9-1-1 Calling⁽⁶⁰⁾ – Available

Keyless Enter 'n Go[™] – Available

ParkView[®] Rear Back-Up Camera⁽⁵⁾ – Available

FEATURES

Driving Range – Up to 490 miles⁽⁹⁾

8-way power driver seat with 4-way lumbar adjuster – Available

60/40 split reclining 2nd-row seat with 6 inches of fore/aft adjustment – Standard

Fold-flat passenger seat with in-seat storage – Available





STANDARD ON ALL 2017 CHEROKEE MODELS

- 2.4L World Gas Engine with MultiAir2 I-4 Technology
- 9-speed Automatic Transmission
- Bifunctional Halogen Projector Headlamps and LED Daytime Running Lamps (DRLs)
- Driver and Front-passenger Active Head Restraints⁽¹⁾
- Electronic Stability Control (ESC)⁽³⁾ with Electronic Roll Mitigation, Hill Start Assist, Trailer Sway Control (TSC)⁽³⁾
- Front and Rear Side-curtain, Front and Rear-seat-mounted Side Air Bags⁽²⁾
- LED Taillamps
- Media Center, Electronics Storage with Power Connections
- Power Windows with Driver's-side 1-touch Down
- Remote Keyless Entry with Panic Alarm
- Selec-Terrain[®] Traction Management System on 4x4 Models
- Steering Wheel-mounted Speed/Cruise Control
- Uconnect[®] 5.0 with 5-inch Color Touchscreen

POWERTRAINS

Engines	Transmission	Sport	Latitude	Limited
2.4L Tigershark [®] 16-valve four-cylinder with MultiAir [®] 2 technology	ZF 9-speed Automatic	•	•	•
3.2L Pentastar [®] 24-valve DOHC V6 with Variable Valve Timing (VVT)		0	0	0

• = Standard. 0 = Optional. N/A = Not Available.

DIMENSIONS⁽¹⁾/SPECIFICATIONS

Exterior	Sport	Latitude	Limited
Wheelbase (4x2/4x4 I/4x4 II)	106.26/106.3/ N/A	106.26/106.3/ 107	106.26/106.3/ 107
Overall Length	182	182	182
Overall Width	73.2	73.2	73.2
Overall Height with Roof Rack (4x2/4x4/4x4 II)	65.7/66.2/ N/A	65.7/66.2/ 67.3	65.7/66.2/ 67.3
Running Ground Clearance (4x2/4x4/4x4 II)	5.9/7.9/ N/A	5.9/7.9/ 8.2	5.9/7.9/ 8.2
Approach Angle, with Air Dam (4x2/4x4/4x4 II)	16.7/18.9/ N/A	16.7/18.9/21	16.7/18.9/21
Departure Angle (4x2/4x4/4x4 II)	24.6/25.0/ N/A	24.6/25.0/ 27.3	24.6/25.0/ 27.3
Breakover Angle (4x2/4x4/4x4 II)	17.7/19.5/ N/A	17.7/19.5/ 21.7	17.7/19.5/ 21.7
Front Track (4x2 and 4x4/4x4 II)	62/N/A	62/62.7	62/62.7
Rear Track (4x2 and 4x4/4x4 II)	61.9/N/A	61.9/62.7	61.9/62.7
Base Curb Weights (lb) – 2.4L (4x2/4x4)	3,655/3,953	3,655/3,953	3,655/3,953
– 3.2L (4x2/4x4)	3,779/4,046	3,779/4,046	3,779/4,046
Tow Class (max)	III	III	III
Maximum Towing (lb) – 2.4L and 3.2L	2,000	2,000	2,000
– 3.2L Equipped with Trailer Tow Group	4,500	4,500	4,500
Turning Diameter (std/max) (ft)	37.6/37.7	37.6/38.0	37.6/38.0

DIMENSIONS⁽¹⁾/SPECIFICATIONS continued

Interior	Sport	Latitude	Limited
Head Room – 1 st /2 nd row	39.4/38.5	39.4/38.5	39.4/38.5
Leg Room – 1 st /2 nd row	41.1/40.3	41.1/40.3	41.1/40.3
Shoulder Room – 1 st /2 nd row	57.6/55.1	57.6/55.1	57.6/55.1
Hip Room – 1 st /2 nd row	53.8/49.9	53.8/49.9	53.8/49.9
Cargo Volume – Behind 2 nd row (cu. ft.)/2 nd row folded (cu. ft.)	24.6/54.9	24.6/54.9	24.6/54.9
Seating Capacity	5	5	5
Fuel Tank Capacity (gal)	15.9	15.9	15.9
2016 Fuel Economy (mpg) ⁽²⁾			
– 2.4L (4x2/4x4 I/ 4x4 II)	22/31 / 21/28 N/A	22/31 / 21/28 21/27	22/31 / 21/28 21/27
– 3.2L (4x2/4x4 I/ 4x4 II)	21/29 / 20/28 NA	21/29 / 20/28 19/26	21/29 / 20/28 19/26

⁽¹⁾All dimensions in inches unless otherwise noted. ⁽²⁾EPA estimated. Actual mileage may vary.

Standard Features and Options		Sport	Latitude	Limited
CPOS Package		2TA	2TJ	2TG
Engines	Transmissions			
2.4L Tigershark® MultiAir®2 I-4 (ED6)	9-speed Automatic (DFH)	24A	24J	24G
3.2L Pentastar® Variable Valve Timing (VVT) V6 (EHK)	9-speed Automatic (DFH)	26A	26J	26G
Mechanical Features/Capability				
Exhaust System – Single rear with bright tip (NEC)		•	•	•
– Dual rear with bright tips (packaged with 3.2L engine) (NEL)		O	O	O
Fuel Door – Power-locking fuel filler door (XJA)		•	•	•
Selec-Terrain® Traction Management System – Up to 5 traction control settings with floor dial (4x4 models only) (XAB)		•	•	•
Suspension – Normal-duty (SDA)		•	•	•
– Off-road (packaged with Jeep® Active Drive II) (SDJ)			P	P
Transfer Case/4WD System – Jeep Active Drive I, single-speed 4WD (DK2)		O	O	O
– Jeep Active Drive II, 2-speed 4WD (DK4)			O	O
Exterior Features				
Fascias – Accent/body-color (MCD)		•	•	•
Grille – Chrome grille surround (MYV)		•	•	•
– Active grille shutters (packaged with 2.4L Tigershark engine) (MDX)		P	P	P
Headlamp Bezels – Black (MFA)		•	•	•
Liftgate – Power (included with Comfort/Convenience Group on Latitude; included with Luxury Group on Limited) (JRC)			P	P
Lighting Exterior – Bifunctional halogen projector headlamps (LMC)		•	•	•
– Headlamps-off time delay (LHD)		•	•	•
– LED daytime running headlamps (LMZ)		•	•	•
– High Intensity Discharge (HID) headlamps (optional on Sport when Sport Appearance Group is ordered) (LM2)		O	•	•
– Automatic headlamps (LMG)			•	•
– Auto High-Beam Headlamp Control System (included with Technology Group) (LMS)				P
– Fog lamps (LNJ)			•	•
Mirrors – Black (LE4)		•		
– Body-color (LEP)			•	•
– Power, manual foldaway (GTF)		•	•	
– Power, heated (packaged with Cold Weather Group) (GTB)		P	P	•
– Power, manual foldaway with heating element and memory, supplemental turn signals and courtesy lamps (included with Luxury Group) (LEM)				P

Exterior Features, continued	Sport	Latitude	Limited
Roof Rails – Bright (MW1)		•	•
– Gloss Black (packaged with Sport Appearance Plus or Sport Appearance groups) (MWE)	P		
Sunroof – CommandView® Panoramic Sunroof (full, with dual panes: power front and fixed rear) (GWJ)		O	O
Tires – P225/60R17 BSW All-Season (2WD models) (TRA)	•	•	
– P225/65R17 BSW All-Season (4WD models only) (TRF)	•	•	
– P225/55R18 All-Season Tires (2WD model) (TWL)			•
– P225/560R18 BSW Touring Tires (4WD model) (TWS)			•
Wheels – 17-inch steel (WAA)	•		
– 17-inch painted aluminum (included with Sport Appearance Plus and Group) (WAC)	P	•	
– 18-inch polished/painted aluminum (WPW)			•
Wiper System– Front, variable/intermittent (JHA)	•	•	•
– Windshield wiper de-icer (included with Cold Weather Group) (NHL)	P	P	•
– Front, rain-sensing automatic feature (included with Technology Group) (JHC)			P
– Rear, with washer (JHB)	•	•	•
Interior Features			
3.5-inch High-Resolution Thin Film Transistor (TFT) Cluster (JAY)	•	•	
7-inch Multi-View Display (JAJ)			•
Air Conditioning (included with Cold Weather Group and Safety Group) (HAA)	P	•	
– Dual-Zone Automatic Temperature Control (ATC) (includes humidity sensor and premium air filter; included with Comfort/Convenience Group) (HAF)		P	•
Air Filtration System (JMA)	•	•	•
Cargo Area – Includes 8 cargo tie-down loops (CKT)	•	•	•
– Cargo net (packaged with Comfort/Convenience Group) (CKR)		P	•
– Tonneau cover (packaged with Safety Group on Sport and Latitude; packaged with Travel and Safety Group on Latitude) (CSD)	O/P	O/P	O
Consoles – Full-length, front floor (CUF)	•	•	•
– Overhead front, with sunglasses storage bin (CUD)	•	•	•
Cup Holders – Illuminated (CWP)	•	•	•
Deep-tint Glass (included with Sport Appearance Plus and Group) (GEG)	O/P	•	•
Memory System – Presets for radio stations, driver’s seat and mirrors (included with Luxury Group) (LEZ)			P
Mirrors, Interior – Rearview, with microphone (GR4)	•	•	
– Rearview, auto-dimming with microphone (included with Comfort/Convenience Group) (GN5)		P	•

Interior Features, continued

	Sport	Latitude	Limited
Seats – Cloth with Portland cloth seat insert with Brook II cloth bolsters (available in Morocco – Black, Nepal – Black/Light Frost Beige) (*A7)	•		
– Cloth with Gridlock-embossed cloth seat inserts (available in Morocco – Black, Nepal – Black/Light Frost Beige) (*A5)		•	
– Leather-trimmed seating with Nappa leather seat inserts and bolsters (available in Morocco – Black, Nepal – Black/Light Frost Beige or Vesuvio – Indigo Blue/Jeep® Brown) (*AL)			•
– Premium vented leather-trimmed seating with Nappa leather, Axis II perforation and Nappa bolstering (available in Morocco – Black, Nepal – Black/Light Frost Beige or Vesuvio – Indigo Blue/Jeep Brown; included with Luxury Group) (CAJ)			P
Seats, Front – Manual 6-way driver (CDC)	•	•	
– Front-passenger forward fold-flat with under-cushion storage (included with Mobile Office Group) (CDW)	P	•	•
– Heated (included with Cold Weather Group) (JPM)	P	P	•
– Power 8-way driver and power 4-way driver lumbar adjuster (included with Mobile Office Group on Sport; Safety/Convenience Group, Comfort and Sound Group, Comfort/Convenience Group, and Travel and Safety Group on Latitude) (JPR)	P	O/P	•
Seats, Rear – 60/40 folding with 6 inches of fore/aft adjustment (CAK)	•	•	•
Steering Wheel – Tilt wheel/telescoping steering column (SUD)	•	•	•
– Leather-wrapped, with speed control and Adaptive Cruise Control (ACC) ⁽¹³⁾ (if equipped; included with Cold Weather Group; Adaptive Cruise Control not included on Sport and Latitude models) (SCC)	P	•	•
– Heated (included with Cold Weather Group) (NHS)	P	P	•
Wireless Charging Pad (in upper tray of floor console storage; requires Qi-compatible adapter sleeve; must have Luxury Group on Limited) (RFX)			O
Uconnect®/Multimedia			
Media Center – Includes 12V Aux power outlet, audio jack, SD card slot, USB port (CU7)	•	•	•
Power Outlets – 12-volt auxiliary in cargo area and in instrument panel (JJM/JJJ)	•	•	•
SiriusXM® Satellite Radio ⁽⁶⁾ (included with Comfort/Convenience Group) (RSD)	O	P	•
SiriusXM Traffic ⁽⁶⁾ includes 5-year trial subscription (packaged with Uconnect 8.4 NAV) (RSS)		P	P
SiriusXM Travel ⁽⁶⁾ includes 5-year trial subscription (packaged with Uconnect 8.4 NAV) (RSM)		P	P
Speakers – 6 (RCG)	•	•	•
– Alpine® Premium Audio System with 9 speakers, subwoofer and 506-watt amp (included with Safety/Convenience Group or Comfort and Sound Group on Latitude) (RC3)		O/P	O
Uconnect 5.0 (RA2)	•	•	
Uconnect 8.4 (RA3)		O	•
Uconnect 8.4 NAV (RA4)		O	O
USB – Remote (packaged with Uconnect 8.4 and 8.4 NAV radios) (RSX)	P	P	•

Uconnect®/Multimedia, continued	Sport	Latitude	Limited
USB Charge Port in Console (not available with remote USB port) (RS3)	•	•	
USB Port in Media Center (RS5)	•	•	•
Safety & Security			
Adaptive Cruise Control (ACC) with Stop and Go ⁽¹³⁾ (included with Technology Group) (NHZ)			P
Air Bags ⁽²⁾ – Advanced multistage, driver and front-passenger, supplemental front-seat side, supplemental side-curtain front/rear, supplemental rear side, and driver and passenger-side inflatable knee bolster (10 total) (CGY/CHF/CJ1/CJ2/CJ7/CG3)	•	•	•
Blind-Spot Monitoring (BSM) ⁽⁵⁾ (included with SafetyTec™ Group and Safety/Convenience Group on Latitude) (XAN)		P	P
Electronic Stability Control (ESC) ⁽³⁾ – Includes vehicle stability management system, Electronic Roll Mitigation, All-Speed Traction Control, Brake Assist and 4-channel antilock brake system (BNB/BNS/BNG/BNT/BNP)	•	•	•
Full-Speed Forward Collision Warning (FCW) with Crash Mitigation ⁽¹²⁾ (included with Technology Group) (LSU)			P
Hill Start Assist (BNG)	•	•	•
Keyless Entry with Panic Button (GXM)	•	•	•
– Passive Entry/Keyless Enter 'n Go,™ push-button start (included with Comfort/Convenience Group) (GX4)		P	•
– Remote Proximity Keyless Entry (included with Comfort/Convenience Group) (GXD)		P	•
LaneSense® Lane Departure Warning ⁽²⁸⁾ (included with Technology Group) (LAS)			P
ParkView® Rear Back-Up Camera ⁽⁵⁾ and Park Assist, ⁽⁵⁾ with dynamic grid lines (included with Safety Group and Sport Appearance Plus Group) (XAC)	O/P	•	•
Rear Cross-Path Detection ⁽⁵⁾ (included with SafetyTec and Safety/Convenience Group on Latitude) (XAN)		P	P
Remote Start System (included with Cold Weather Group on Sport and Latitude; included with Travel and Safety Group on Latitude; included with Comfort/Convenience Group on Latitude) (XBM)	P	P	•
Security Alarm (included with Comfort/Convenience Group and Travel and Safety Group) (LSA)	O	P	•
Trailer Sway Control (TSC) ⁽³⁾ (BNT)	•	•	•
Universal Garage Door Opener (included with Comfort/Convenience Group) (XGD)		P	•
Packages/Equipment Groups			
Cold Weather Group – Includes windshield wiper de-icer, remote start, engine block heater, power heated mirrors, all-season floor mats, heated steering wheel, heated front seats; on Sport, the Group adds steering wheel-mounted audio controls and leather-wrapped steering wheel (ADE)	O	O	
Comfort and Sound Group – Includes power 8-way driver seat and 9-speaker Alpine® sound system (ACJ)		O	
Comfort/Convenience Group – Includes cargo net, security alarm, remote start, power liftgate, remote proximity keyless entry, passive entry, auto-dimming rearview mirror, air conditioning with Dual-Zone Automatic Temperature Control, Universal Garage Door Opener, power 8-way driver's seat and SiriusXM® Satellite Radio ⁽⁶⁾ (AFB)		O	
Luxury Group – Includes ventilated front seats, premium leather-trimmed seating, power liftgate, memory for radio, driver's seat and mirrors, and HID headlamps (AFF)			O

Packages/Equipment Groups, continued	Sport	Latitude	Limited
Mobile Office Group – Includes front-passenger forward-folding seat, 115-volt Aux power outlet, power 8-way driver seat (AFT)	0		
Park Assist Group – Includes Parallel and Perpendicular Park Assist ⁽⁵⁾ (AWC)			0
Safety Group – Includes tonneau cover and ParkSense® Rear Park Assist ⁽⁵⁾ ; Sport adds ICS air conditioning and ParkView® Rear Back-Up Camera ⁽⁵⁾ (AJ1)	0	0	
Safety/Appearance Group – Includes power mirrors, 8-way driver seat, Alpine® speaker system, ParkSense Rear Park Assist ⁽⁵⁾ Blind-Spot Monitoring (BSM) ⁽⁵⁾ and Rear Cross-Path Detection ⁽⁵⁾		0	
Safety/Convenience Group – Includes power multifunction foldaway mirrors, power 8-way driver seat, Alpine Premium Audio System, ParkSense Rear Park Assist System ⁽⁵⁾ BSM ⁽⁵⁾ and Rear Cross-Path Detection ⁽⁵⁾ (AAU)		0	
SafetyTec™ Group – Includes BSM ⁽⁵⁾ and ParkSense Rear Park Assist ⁽⁵⁾ ; Latitude adds power multifunction foldaway mirrors (AC5)		0	0
Sport Appearance Group – Includes Gloss Black roof rails and 17-inch aluminum wheels (AGA)	0		
Sport Appearance Plus Group – Includes Gloss Black roof rails, deep-tint sunscreen glass, 17-inch aluminum wheels and ParkView Rear Back-Up Camera ⁽⁵⁾ (AAK)	0		
Technology Group – Includes Advanced Brake Assist, Full-Speed Forward Collision Warning (FSFCW) with Crash Mitigation, ⁽¹²⁾ exterior mirror courtesy lights, supplemental turn signals on exterior mirrors, LaneSense® Lane Departure Warning, ⁽²⁸⁾ rain-sensing windshield wipers, Auto High-Beam Headlamp Control, Adaptive Cruise Control (ACC) with Stop and Go, ⁽¹³⁾ BSM ⁽⁵⁾ /Rear Cross-Path Detection, ⁽⁵⁾ and Parallel and Perpendicular Park Assist System ⁽⁵⁾ (ADG)			0
Trailer Tow Group – Includes heavy-duty engine cooling (3.2L only), 3.517 final drive ratio (3.2L only), transmission auxiliary oil cooler, Class III hitch receiver, 4- and 7-pin trailer tow wiring harness, and full-size spare tire (AHT)	0	0	0
Travel and Safety Group – Includes security alarm, remote start, tonneau cover, power 8-way driver seat and ParkSense Rear Park Assist ⁽⁵⁾ (AF1)		0	

• = Standard. P = Available within Package noted. O = Optional.



More than ever, the Jeep attitude of Go Anywhere, Do Anything[®] joins a city-bred momentum: **Feel at home everywhere.** The fleet favorite Jeep Grand Cherokee makes it the right choice for your fleet for 2017: standard **fuel-sipping 3.6L Pentastar V6 with 8-speed Automatic transmission.** A driving range of **730 miles on a single tank.**⁽²²⁾ **68.3 cubic feet of cargo space.** Available features like the **Uconnect 8.4 NAV radio.** The available **Quadra-Lift suspension with five versatile height settings,** for impressive road manners on virtually every terrain. The available **ParkView Rear Back-Up Camera.**⁽⁵⁾ Finally, opt for Jeep trail-blazing innovation, torque and fuel economy, with the available **3.0L EcoDiesel delivering clean-diesel technology with low CO₂ emissions, and reaching an impressive EPA estimated 30 hwy mpg.**⁽⁸⁾

PRODUCT HIGHLIGHTS

Jeep[®] Grand Cherokee features:

- 8-speed Automatic transmission – Standard
- 3.0L EcoDiesel engine – Available
- Start/Stop technology – Standard
- 7-inch configurable multiview display – Standard

The 3.6-liter Pentastar[®] V6/8-speed Automatic transmission powertrain includes:

- A transmission oil heater
- Electric power steering

Choice of three engines:

- 3.0L V6 EcoDiesel – Available
- 3.6L Pentastar V6 with Variable Valve Timing (VVT) – Standard
- 5.7L HEMI[®] V8 with Fuel Saver Technology and VVT – Available

Up to 7,400-lb towing capability⁽¹⁴⁾

68.3 cubic feet of cargo space with rear seats folded down; 36.3 cubic feet of cargo space with all seats up

Dual-Zone Temperature Control – Standard

Uconnect[®] 8.4 NAV radio – Available

Automatic Oil Change Monitoring System – Standard

Quadra-Lift[®] Suspension System provides height control to a maximum ride height of 10.4 inches above normal – Available

Selec-Terrain[®] Traction Management System allows the driver to choose the drive system that best matches road conditions – Available

Heated front- and 2nd-row seats – Available

Power liftgate – Available

SAFETY & SECURITY

Inflatable driver knee air bag⁽²⁾ – Standard

Advanced multistage driver and front-passenger air bags⁽²⁾ – Standard

Advanced side-curtain air bags⁽²⁾ – Standard

Electronic Stability Control (ESC)⁽³⁾ – Standard

ParkView[®] Rear Back-Up Camera⁽⁵⁾ – Standard

Blind Spot Monitoring (BSM)⁽⁵⁾ – Available

4-wheel antilock disc brakes with Electronic Brake-Force Distribution – Standard

Enhanced Accident Response System (EARS) – Standard

Remote Keyless Enter 'n Go[™] – Standard

High Intensity Discharge (HID) headlamps with auto-leveling – Available

FEATURES

Remote Start System – Available

Uconnect Phone Hands-Free Communication System⁽⁷⁾ – Standard

Daytime running lamps (DRLs) – Standard

GRAND CHEROKEE



STANDARD ON ALL 2017 GRAND CHEROKEE MODELS

- **Air Bags⁽²⁾** – Multistage driver and front-passenger, advanced side-curtain and inflatable knee bolster
- **Air Conditioning** – Dual-Zone Automatic Temperature Control
- **Battery** – 650-amp maintenance-free with battery-saver feature
- **Child Seat Anchor System (LATCH)** – Lower child seat anchors and upper tether anchors help ease the installation of compatible aftermarket child seats
- **Console** – Overhead with 2 lamps, sunglasses storage and Universal Garage Door Opener controls
- **Electronic Stability Control (ESC)⁽³⁾** – With Electronic Roll Mitigation (ERM), All-Speed Traction Control, Brake Assist and 4-wheel ABS
- **Enhanced Accident Response System (EARS)**
- **Glass** – Deep-tinted sunscreen on rear doors, quarter panel and liftgate
- **Remote Keyless/Illuminated Entry**
- **Sentry Key[®]** – Antitheft engine immobilizer
- **Steering Wheel** – Tilt wheel/telescoping column, with wheel-mounted audio controls and paddle shifters, manual or power, depending on model
- **Windows** – Power with front 1-touch open/close feature and pinch protection

POWERTRAINS

Engines	Transmissions	Laredo	Limited	Overland [®]	Summit [®]
3.6L Pentastar [®] V6 295 hp (dual exhaust), 293 hp (single exhaust) @ 6,400 rpm 260 lb-ft of torque @ 4,800 rpm	8-speed Automatic	S	S	S	S
5.7L HEMI [®] V8 360 hp @ 5,150 rpm 390 lb-ft of torque @ 4,250 rpm	8-speed Automatic		O	O	O
3.0L EcoDiesel V6 240 hp @ 3,600 rpm 420 lb-ft of torque @ 2,000 rpm	8-speed Automatic		O	O	O

S = Standard. O = Optional.

DIMENSIONS⁽¹⁾/SPECIFICATIONS

Exterior	Laredo	Limited	Overland	Summit
Wheelbase	114.8	114.8	114.8	114.8
Overall Length	189.8	189.8	189.8	189.8
Overall Width (at mirrors)	84.8	84.8	84.8	84.8
Overall Height (at roof rail)	69.3	69.3	69.3	69.3
Running Ground Clearance (std/max)	8.6/10.4	8.6/10.4	8.6/10.4	8.6/10.4
Track (front/rear)	63.9/64.4	63.9/64.4	63.9/64.4	63.9/64.4
Curb Weight (lb)				
– 3.6L 2WD/4WD	4,545/4,677	4,685/4,875	4,754/4,984	4,725/4,955
– 5.7L 2WD/4WD		4,897/5,135	4,981/5,250	4,968/5,219
– 3.0L EcoDiesel 2WD/4WD		5,065/5,275	5,208/5,393	5,149/5,374
Towing Class (max)	IV	IV	IV	IV
GTWR – Gross Trailer Weight Rating (lb)				
– 3.6L 2WD/4WD	6,200	6,200	6,200	6,200
– 5.7L 2WD/4WD		7,400/7,200	7,400/7,200	7,400/7,200
– 3.0L EcoDiesel 2WD/4WD		7,400/7,200	7,400/7,200	7,400/7,200
Turning Diameter (ft)	37.1	37.1	37.1	37.1

DIMENSIONS⁽¹⁾/SPECIFICATIONS continued

Interior	Laredo	Limited	Overland	Summit
Head Room – 1 st /2 nd row	39.9/39.2	39.9/39.2	39.9/39.2	39.9/39.2
Leg Room – 1 st /2 nd row	40.3/38.6	40.3/38.6	40.3/38.6	40.3/38.6
Shoulder Room – 1 st /2 nd row	58.7/58.0	58.7/58.0	58.7/58.0	58.7/58.0
Hip Room – 1 st /2 nd row	57.0/56.2	57.0/56.2	57.0/56.2	57.0/56.2
Max Cargo Volume – Behind Second-Row Seats/Total Passenger plus Cargo Volume	68.3/36.3/140.5	68.3/36.3/140.5	68.3/36.3/140.5	68.3/36.3/140.5
Seating Capacity (persons)	5 (2/3)	5 (2/3)	5 (2/3)	5 (2/3)
Fuel Tank Capacity (gal)	24.6	24.6	24.6	24.6
2016 EPA est. mpg (city/hwy) ⁽²⁾	3.6L Pentastar V6 8-speed ATX 4x2 – 17/26 3.6L Pentastar V6 8-speed ATX 4x4 – 17/24 5.7L HEMI V8 8-speed ATX 4x2 – 14/22 5.7L HEMI V8 8-speed ATX 4x4 – 14/20 3.0L EcoDiesel V6 8-speed ATX 4x2 – 22/30 3.0L EcoDiesel V6 8-speed ATX 4x4 – 21/28			

⁽¹⁾All dimensions are in inches unless otherwise noted. ⁽²⁾2016 EPA estimated. Actual mileage may vary.

STANDARD FEATURES AND OPTIONS	Laredo	Limited	Overland®	Summit®	
CPOS Package	2TA	2TH	2TP	2TR	
Engines	Transmissions				
– 3.6L Pentastar® V6 Variable Valve Timing (VVT) (ERC)	8-speed Automatic (DFL)	23A	23H	23P	23R
– 3.0L V6 EcoDiesel (EXF)	8-speed Automatic (DFV)		2CH	2CP	2CR
– 5.7L HEMI® V8 with Multi-Displacement System (MDS) and VVT (EZH)	8-speed Automatic (DFK)		28H	28P	28R
Mechanical Features/Capability					
Exhaust System – Single rear	•				
– Single rear with bright tip (NEC)		•			
– Dual rear with bright tips (included with 3.0L and 5.7L engines) (NEL)		P	•	•	
– Selec-Speed™/Hill Ascent Control (included with Off-Road Adventure Group II, 5.7L engine and 3.0L EcoDiesel engine; 4x4 models only) (BNK)		P	P		
– Selec-Terrain® Traction Management System – Floor dial with 5 traction control settings (included with All-Weather Trail Rated® Package on Laredo and Quadra-Trac II® on Limited; 4x4 models only) (XAB)	P	P	•	•	
Fuel Filler Door – Power locking, capless (XJM/XJA)	•	•	•	•	
Fuel Tank – 24.6-gallon capacity with power locking capless filler door (NF4)	•	•	•	•	
Suspension – Eco Suspension I (4x2 models only) (SDZ)	•	•	•	•	
– Normal-duty (standard on 4x4 models only, packaged on 4x2 models with rear load-leveling suspension with Trailer Tow Group IV) (SDA)	P/•	P/•	P/•	P/•	
– Normal-duty, increased travel (4x4 models only, optional with Off-Road Adventure Group II) (SDJ)		O	O		
– Quadra-Lift® Air Suspension System – Features air springs that replace conventional coil springs at each wheel, with 5 modes totalling 4.1 inches of lift; also includes Trailer Tow Group IV (standard on 4x4 Overland and Summit models only, included with Off-Road Adventure Group II) (SER)		P	•	•	
– Rear load-leveling (packaged with Trailer Tow Group IV, includes normal-duty suspension) (SES)	P	P	P	P	
Transfer Case/4WD System – Quadra-Trac I® full-time single-speed 4WD (4x4 models only) (DHY)	•				
– Quadra-Trac II active 4WD includes 2-speed transfer case and Hill Descent Control (included with All-Weather Trail Rated Package on Laredo) (DKA)	P	•	•	•	
– Quadra-Drive® II 4WD System includes electronic limited-slip differential for rear axle (included with 5.7L V8 engine, 3.0L V6 EcoDiesel and Off-Road Adventure Group II; 4x4 models only; standard on Summit with V8 or diesel engines) (AWB)		P	P	O	
Exterior Features					
Fascias – Body-color (MLA)	•				
– Body-color with bright insert (MCX)		•	•	•	

Exterior Features, continued	Laredo	Limited	Overland®	Summit®
Grille – Body-color (MFN/MFD/MFE)	•	•	•	•
– Bright grille insert (MF1)				•
Headlamp Washers (packaged with Bi-xenon High Intensity Discharge (HID) Headlamps) (JHS)		P	•	•
Liftgate – Power (packaged with Security and Convenience Group) (JRC)	P	•	•	•
Liftgate Spoiler – Body-color (MXR)	•	•	•	•
– Auto High-Beam Headlamp Control System (included with Luxury Group II) (LMS)		P	•	•
Lighting – Automatic headlamps (LMG)	•	•	•	•
– Halogen quad headlamps (LME)	•	•		
– Bi-xenon HID headlamps (included with Luxury Group II) (LM2)		P	•	•
– Daytime running headlamps (LM1)	•	•		
– LED daytime running headlamps (included with Luxury Group II) (LMZ)		P	•	•
– Premium fog lamps (LNN)	•	•		
– LED fog lamps (included with Luxury Group II) (LNV)		P	•	
– Premium LED fog lamps (LTE)				•
Mirrors – Power, manual foldaway with heating element in body color (GTS/NHJ/LEP)	•			
– Power, manual foldaway with heating element and memory in Chrome; auto-dimming on driver's side, with supplemental turn signals (GUQ/LEW/LEM/LEB/NHJ/GNZ/LEN/LEU)		•		
– Power-folding multifunction in Chrome, with heating element and memory; auto-dimming on driver's side, with supplemental turn signals and courtesy lighting (GYC/LEW/LEM/LEC/LEB/NHJ/GNZ/LEN/LER/LEU)			•	•
Remote Start System – Control integrated into key fob, radio frequency system with 300-ft range (included with Security and Convenience Group and All-Weather Trail Rated® Package) (XBM)	P	•	•	•
Roof Molding – Black (MW8)	•			
Roof Rails – Bright (included with Laredo E Group 2TE) (MW1)	P	•	•	•
Sunroof – Power with express-open/close and comfort-stop features (GWA)	O	O		
– CommandView® Dual-Pane Panoramic – Includes full power sunroof with power sunshade in front and fixed glass in rear (included with Luxury Group II) (GWJ)		P	•	•
Tires – P245/70R17 BSW On/Off Road (TY8)	•			
– P265/60R18 BSW A/S LRR (TDC)	O	•		
– P265/60R18 BSW A/S All-Terrain (packaged with All-Weather Trail Rated Group on Laredo, packaged with Off-Road Adventure Group II on 4x4 Limited/Overland models) (TKH)	P	P	P	
– P265/50R20 BSW A/S LRR (TKJ)		O	•	O
– P265/50R20 Performance A/S (TKY)			O	•

Exterior Features, continued	Laredo	Limited	Overland®	Summit®
Wheels – 17-inch painted aluminum (WFF)	•			
– 18-inch premium painted (WBC)		•		
– 20-inch aluminum (WSP)			•	
– 20-inch aluminum (WSR)				•
– 18-inch aluminum (included with 18-inch Wheel and 8.4 Radio Group on Laredo and Off-Road Adventure Group II on Overland) (WCT)	P		P	
– 20-inch aluminum (WST)		O		
– 20-inch aluminum (included with California Edition) (WSQ)				P
Wiper System – Front, speed-sensitive, variable/intermittent with 1-gallon fluid capacity (JHA)	•	•		
– Front, rain-sensing automatic feature (included with Luxury Group II) (JHC)		P	•	•
– Rear, with fixed intermittent and continuous speeds, with washer (JHB)	•	•	•	•
Interior Features				
7-inch Multi-View Display (JAJ)	•	•	•	•
Air Conditioning – Dual-Zone Automatic Temperature Control; includes infrared sensors and rear-seat outlets (HAF)	•	•	•	•
Air Filtration System (JMA)	•	•	•	•
Cargo Area – Carpeted; includes storage tray and 8 cargo tie-down loops in floor, driver’s-side storage bin, 12-volt auxiliary power outlet and removable/rechargeable LED flashlight (CLH/CKT/JJM)	•	•	•	•
– Bright cargo area scuff plates		•	•	•
– Cargo compartment cover (included with Security and Convenience Group, optional with 2TE on Fleet-only vehicles) (CSC)	P/F	•	•	•
– Mopar® Cargo Area Liner (packaged with All-Weather Trail Rated® Group) (CMK)	P			
– Cargo net (CKR)			•	•
– Deluxe cargo compartment (CKK)				•
Console – Full-length front floor console with 2 illuminated cup holders, 2-tier armrest storage (CUF)	•	•	•	•
– Overhead front with 2 LED map lamps, 2 dome lamps, sunglasses storage bin, Universal Garage Door Opener control switches (if equipped) and power sunroof/sunshade controls (if equipped) (CUN)	•	•	•	•
Memory System – Radio station presets, last-station settings, driver’s-seat position, exterior mirrors and power tilt/telescoping steering wheel (if equipped) settings for 2 drivers, actuated from driver’s door panel or each unique key fob (LEW)		•	•	•
Mirrors – Rearview, day/night with microphone (GNA)	•			
– Rearview, auto-dimming with microphone (included with Uconnect® 8.4) (GNK)	P	•	•	•
– 60/40 folding 2 nd -row seating (CFN)	•	•	•	•

Interior Features, continued	Laredo	Limited	Overland®	Summit®
Seats – Sheldon fabric with Wallace II bolster fabric (Morocco – Black or Zimbabwe – Light Frost Beige) (*F7)	•			
– Capri leather low-back bucket seats (Morocco – Black or Zimbabwe – Light Frost Beige) (*UL)		•		
– Perforated Nappa leather trim seating and smooth Nappa leather bolsters (available in Morocco – Black or Zimbabwe – Light Frost Beige); included with Luxury Group II (*DL)		P		
– Perforated Nappa leather trim seating and smooth Nappa leather bolsters (available in Morocco – Black or Vesuvio – Indigo Blue/Jeep® Brown or Sweden – Jeep Brown/Light Frost Beige) (*GL)			•	
– Perforated Natura Plus leather trim seating with smooth Natura Plus leather bolsters (available in Morocco – Black or Grand Canyon – Jeep Brown or Black/Cattle Tan) (*HL)				•
Seats – Front-passenger forward fold-flat seat (CDW)	•			
– Manually adjustable (JP8)	•			
– Power 8-way driver and manual front-passenger with lumbar adjuster (included with Laredo E Group 2TE) (JPR)	P			
– Heated front (included with Security and Convenience Group and All-Weather Trail Rated Package) (JPM)	P	•	•	•
– Heated 2 nd -row seating (JPZ)		•	•	•
– Power 4-way driver/front-passenger lumbar adjuster (JRN)		•	•	•
– Power 8-way driver/power 8-way passenger (JT2)		•	•	•
Steering Wheel – Heated (included with Security and Convenience Group and All-Weather Trail Rated® Package) (NHS)	P	•	•	•
– Leather-wrapped with audio, speed, Electronic Vehicle Information Center (EVIC), voice-recognition and (if equipped) Adaptive Cruise Control (ACC) with Stop ⁽¹³⁾ (SCV)	•	•		
– Tilt steering wheel/telescoping steering wheel/column, all manual (SUD)	•	•		
– Power tilt steering wheel/telescoping steering column (included with Luxury Group II) (SUB)		P	•	•
– Wood and leather-wrapped with audio, speed, EVIC, voice-recognition and (if equipped) ACC with Stop ⁽¹³⁾ (SCW)			•	•
Uconnect®/Multimedia				
Media Hub – Includes USB port, SD card slot and aux jack (RSF)	•	•	•	•
Power Outlet – 12-volt, 2 auxiliary (JKP/JJM)	•	•	•	•
– 115-volt auxiliary power outlet (packaged with Security and Convenience Group) (JKV)	P	•	•	•
SiriusXM® Satellite Radio, ⁽⁶⁾ includes 1-year trial subscription (packaged with 2TE or Uconnect 8.4 radio) (RSD)	P	•	•	•
SiriusXM Traffic, ⁽⁶⁾ includes 5-year trial subscription (packaged with Uconnect 8.4 NAV) (RSS)		P	•	•
SiriusXM Travel, ⁽⁶⁾ includes 5-year trial subscription (packaged with Uconnect 8.4 NAV) (RSM)		P	•	•
Speakers – 6 speakers: 2 instrument panel-mounted 2.5-inch tweeters, 2 front-door 6- x 9-inch full-range speakers and 2 rear-door 6.5-inch full-range speakers (RCG)	•	•		
– Alpine® Premium Audio System with 9 speakers, subwoofer and 506-watt amplifier (packaged with Luxury Group II) (RC3)		O/P	•	
– Harman Kardon® 19-speaker, 825-watt high-performance sound system (RCA)			O	•

Uconnect®/Multimedia, continued	Laredo	Limited	Overland®	Summit®
Uconnect 5.0 (RA2)	•	•		
Uconnect 8.4 – Included with 18-inch Wheel and 8.4 Radio Group on Laredo; with Luxury Group II on Limited models (RA3)	P	P		
Uconnect 8.4 NAV (RA4)		O	•	•
USB Port – Dual remote (charge only)		•	•	•
Safety & Security				
Adaptive Cruise Control (ACC) with Stop ⁽¹³⁾ – Included with Advanced Technology Group (NH3)		P	P	•
Air Bags ⁽²⁾ – Advanced multistage, driver and front-passenger (CG3)	•	•	•	•
– Advanced side-curtain ⁽²⁾ (CJ2/CGS)	•	•	•	•
– Advanced supplemental front-seat side air bags ⁽²⁾ (CJ1)	•	•	•	•
– Driver’s-side inflatable knee bolster ⁽²⁾ (CGY)	•	•	•	•
Blind Spot Monitoring (BSM) ⁽⁵⁾ (packaged with Advanced Technology Group and auto-dimming exterior passenger mirror) (XAN)		P	P	•
Electronic Stability Control (ESC) ⁽³⁾ – Includes vehicle stability management system, Electronic Roll Mitigation (ERM), All-Speed Traction Control, Brake Assist and 4-channel Antilock Brake System (BNB)	•	•	•	•
Forward Collision Warning (FCW) with Active Braking ⁽¹²⁾ (packaged with Advanced Technology Group) (LSU)		P	P	•
Hill Start Assist (BNG)	•	•	•	•
ParkSense® Rear Park Assist System ⁽⁵⁾ (XH3)	•	•	•	•
ParkView® Rear Back-Up Camera ⁽⁵⁾ – Includes ParkSense Rear Park Assist System ⁽⁵⁾ (XAC)	•	•	•	•
Rain Brake Support (BHC)	•	•	•	•
Ready Alert Braking (BHD)	•	•	•	•
Rear Cross-Path Detection ⁽⁵⁾ (packaged with Advanced Technology Group and auto-dimming exterior passenger mirror) (XAN)		O/P	O/P	•
Remote Keyless Enter 'n Go™ (GXM/GXD/GX4)	•	•	•	•
Security Alarm (packaged with Security and Convenience Group) (LSA)	P	•	•	•
Sentry Key® Antitheft Engine Immobilizer (GXX)	•	•	•	•
Trailer Sway Control (TSC) ⁽³⁾ (BNT)	•	•	•	•
Universal Garage Door Opener (packaged with Security and Convenience Group) (XGD)	P	•	•	•
Packages/Equipment Groups				
18-inch Wheel and 8.4 Radio Group – Includes Uconnect 8.4 radio and 18-inch aluminum wheels (AEX)	O			
Advanced Technology Group – Includes Advanced Brake Assist, Full-Speed FCW with Crash Mitigation, ⁽¹²⁾ ACC with Stop, ⁽¹³⁾ BSM ⁽⁵⁾ and Rear Cross-Path Detection ⁽⁵⁾ (requires Luxury Group II) (ADG)		O	O	

Packages/Equipment Groups, continued	Laredo	Limited	Overland®	Summit®
All-Weather Trail Rated® Package – Includes Mopar® Cargo Area Liner, Quadra-Trac II,® tow hooks, engine block heater, Selec-Terrain,® remote start, Mopar Slush Mats, heated steering wheel, heated front seats, skid plates, Hill Descent Control, Trail Rated badge and full-size spare tire P265/60R18 BSW A/S All-Terrain tires (AVT)	0			
Blu-ray™ Entertainment System – 2 screens mounted on front seatbacks are capable of playing both DVDs and Blu-ray Discs®; includes separate ports for plugging in video games or other devices (AEK)		0	0	0
California Edition – Includes body-color treatment for exterior mirrors, door handles and lower front and rear fascias and side sills, with 20-inch aluminum wheels and Platinum Chrome finish on all bright exterior components (AVP)				0
Driver Assistance Group – Includes Lane Departure Warning,(28) Parallel and Perpendicular Park Assist,(5) must have Uconnect® 8.4 (AGJ)		0	0	
Luxury Group II – Includes leather ventilated front seats, dual-pane panoramic sunroof, rain-sensing windshield, Auto High-Beam Headlamp Control, Bi-xenon High Intensity Discharge (HID) headlamps, LED daytime running lamps (DRLs), Uconnect 8.4, power tilt/telescoping steering wheel, LED fog lamps and Alpine® Premium Audio System with 9 speakers (AHN)		0		
Mopar Chrome Edition Group – Includes Mopar Front and Rear Entry Door Guards, Chrome Exhaust (on Laredo), Chrome Exterior Mirror Caps, Chrome Tubular Side Steps and Bright Pedal Kit (AEE)	0	0	0	
Mopar Exterior Appearance Group – Includes Mopar Front and Rear Door Entry Guards, Black Tubular Side Steps and Bright Pedal Kit (ALB)	0	0	0	
Off-Road Adventure Group II – Includes tow hooks, skid plates for the fuel tank, transfer case, underbody and front suspension, Quadra Drive® II, Selec-Speed,™ Trail Rated badge, Quadra-Lift® Air Suspension, full-size spare tire and 18-inch polished aluminum wheels and P265/60R18 BSW A/S All-Terrain tires on Overland (AWY)		0	0	
Security and Convenience Group – Includes cargo compartment cover, security alarm, remote start, power liftgate, Universal Garage Door Opener, heated steering wheel, 115-volt auxiliary power outlet and heated front seats (AJY)	0			
Trailer Tow Group IV – Includes Quadra-Lift Air Suspension, heavy-duty engine cooling, delete rear tow hook, Class IV hitch receiver, 4- and 7-pin wiring harness, rear load-leveling suspension and full-size spare tire (AHX)	0	0	0 - 4x2 • - 4x4	0 - 4x2 • - 4x4

• = Included. P = Available with Package noted. O = Optional. F = Fleet only.



The 2017 Jeep Renegade stands out for **outstanding small SUV capability**. Powered by the 1.4L MultiAir Turbo (paired to the 6-speed Manual) or 2.4L Tigershark (mated to the innovative 9-speed Automatic), this nimble SUV delivers **benchmark levels of Trail Rated® capability** and **versatility and fuel efficiency** available in front-wheel or four-wheel-drive configurations. Top-tier advantages include highway mileage up to 31 mpg⁽⁸⁾ and **legendary 4x4 capability** courtesy of **two available full-time 4x4 systems**: Jeep Active Drive, and Jeep Active Drive Low, with its impressive 20:1 crawl ratio; both systems feature a **disconnecting rear axle** that aids in fuel efficiencies. Now add **towing capacity up to 2,000 lb** when properly equipped, a **passenger-friendly interior with ample cargo space** and 70 standard and available safety and security features — including LaneSense Lane Departure Warning with Lane Keep Assist⁽²⁸⁾ — and the available **My Sky Open-Air Roof System⁽¹⁸⁾**. Put it all together, **this SUV is a natural for your fleet.**

PRODUCT HIGHLIGHTS

1.4-liter MultiAir® Turbo I-4 engine with 6-speed Manual transmission — Standard on Sport and Latitude

2.4-liter Tigershark® I-4 engine with 9-speed Automatic transmission — Standard on Trailhawk® and Limited

Flex Fuel on FWD models with the 2.4L Tigershark engine — Available

Fully independent suspension with Koni® Frequency-Sensitive Damping (FSD) shocks — Standard

Selec-Terrain® Traction Management System with up to 5 terrain modes (4x4 models) — Available

2 available 4x4 systems both with rear axle disconnect
— Jeep® Active Drive — Available
— Jeep Active Drive Low — Standard on Trailhawk

Innovative My Sky® Open-Air Roof Systems with removable panels that store in the cargo area⁽¹⁹⁾ — Available

Media Hub with USB port, auxiliary input jack and 12-volt power outlet — Standard

3.5-inch or 7-inch Thin Film Transistor (TFT) Driver Information Display (DID) Cluster — Standard based on model

Uconnect® 6.5-inch touchscreen radio with premium navigation, 3D maps and 1-step voice destination — Available

Hands-free calling and voice texting⁽³⁰⁾ — Available

SiriusXM® Satellite Radio⁽⁶⁾, SiriusXM Traffic⁽⁶⁾ and SiriusXM Travel Link⁽⁶⁾ — Available

Beats™ Premium Audio System with 9 speakers and subwoofer — Available

Premium cloth or available leather-trimmed bucket seats with accent stitching and interior bezels — Based on model

High Intensity Discharge (HID) headlamps and Auto-High-Beam headlamp control — Available (Late availability)

Height-adjustable cargo load floor — Standard (except Trailhawk)

Choice of standard 60/40 or available 40/20/40 split-folding rear seat

Cornering front fog lamps — Available

Tonneau cover — Available



SAFETY & SECURITY

Up to 70 standard and available Safety & Security features

7 air bags⁽²⁾, including driver knee bolster — Standard

LaneSense® Lane Departure Warning with Lane Keep Assist⁽²⁸⁾ — Available

Blind Spot Monitoring System (BSM)⁽⁵⁾ and Rear Cross-Path Detection⁽⁵⁾ — Available

ParkSense® Rear Park Assist⁽⁵⁾ and ParkView® Rear Back-Up Camera⁽⁵⁾ — Available

Full-Speed Forward Collision Warning with Active Braking⁽¹²⁾ — Available

Daytime running lamp system — Standard

Electric Park Brake (EPB) — Standard

Hill Start Assist and Trailer Sway Control⁽³⁾ — Standard

Advanced Brake Assist — Standard

Antilock 4-wheel disc brakes — Standard

All-Speed Traction Control — Standard

Electronic Stability Control (ESC)⁽³⁾ with Electronic Roll Mitigation — Standard

Keyless Enter 'n Go™ with push-button start — Available

Tire pressure monitoring display — Standard

Uconnect 9-1-1 and Roadside Assistance Call Buttons⁽³¹⁾ — Available



STANDARD ON ALL 2017 RENEGADE MODELS

- 1.4L MultiAir Turbo I-4 Engine with 6-speed Manual Transmission – Sport and Latitude
- 2.4L Tigershark I-4 Engine with 9-speed Automatic Transmission – Trailhawk and Limited
- 2 12-volt Auxiliary Outlets
- 3.5-inch Thin Film Transistor (TFT) Driver Information Display (DID) – Sport and Latitude
- 4-way Manually Adjustable Front-passenger Seat
- 6-way Manually Adjustable Driver's Seat with Height Adjuster
- 7 Air Bags⁽²⁾ Including Driver Knee Bolster
- 7-inch Full-color TFT/LCD DID – Trailhawk and Limited
- 60/40 Split-folding Rear Seats with Head Restraints⁽¹⁾
- 40/20/40 Split-folding Rear Seats with Pass-through and Head Restraints⁽¹⁾ – Limited
- Antilock 4-wheel Disc Brakes
- Audio Systems
 - 4-speaker – Sport
 - 6-speaker – Latitude, Trailhawk, Limited
- Capless Fuel Filler Door
- Cargo Tie-down Loops
- Cloth Bucket Seats with Accent Stitching
- Daytime Running Lamp System
- Electric Park Brake (EPB)
- Electronic Stability Control (ESC)⁽³⁾ with Electronic Roll Mitigation, Advanced Brake Assist, Hill Start Assist and All-Speed Traction Control
- Exterior Accents
 - Black door handles, exterior mirrors and front grille fascia with Chrome surrounds – Sport
 - Black roof rails, Neutral Gray Satin exterior mirrors, badging, grille surrounds and lower front and rear fascia – Trailhawk
 - Body-color door handles, exterior mirrors and Black roof rails and front grille fascia with Chrome surrounds – Latitude
 - Silver Metallic roof rails, exterior mirrors, front grille fascia and rear lower fascia – Limited
 - Black roof – Trailhawk and Limited
- Front-passenger Fold-forward Seat
- Halogen Headlamps
- Height-adjustable Rear Cargo Load Floor (except Trailhawk)
- Integrated Voice Command⁽⁷⁾ with Bluetooth®
- KONI® Frequency-Sensitive Damping (FSD) Shocks
- Leather-trimmed Bucket Seats with Accent Stitching – Limited
- Power Windows with 1-touch Up/Down on front
- Media Hub with USB Port and Auxiliary Input Jack
- Radio 3.0 – Sport
- Remote Keyless Entry with Panic Alarm
- Selec-Terrain® Traction Management System (4x4 models)
- SiriusXM® Satellite Radio⁽⁶⁾ – Latitude, Trailhawk and Limited
- Steering Wheel with Audio Controls
- Tire Pressure Monitoring Display
- Trailer Sway Control (TSC)⁽³⁾
- Uconnect 5.0 – Latitude, Trailhawk and Limited
- Wheels – 16-inch Black styled steel – Sport
 - 16-inch aluminum Polished and Painted Granite Crystal – Latitude
 - 17-inch Off-Road Black aluminum – Trailhawk
 - 18-inch aluminum Polished and Painted Granite Crystal – Limited

POWERTRAINS

Engines	Transmission	Sport	Latitude	Trailhawk®	Limited
1.4L MultiAir® Turbo 16-valve 4-cylinder with MultiAir technology	6-speed Manual	•	•		
2.4L Tigershark® 16-valve 4-cylinder with MultiAir2 technology and Flex Fuel capability on FWD models	ZF 9-speed Automatic	0	0	•	•

• = Standard. 0 = Optional.

DIMENSIONS*/SPECIFICATIONS

Exterior		Front/Rear		
Wheelbase		2/3		
Overall Length	101.2	41.1/40.5		
Overall Width (with open side mirrors)	166.6	39.7/40.5		
Track, Front	79.6	41.2/35.1		
Track, Rear	60.6	55.9/55.1		
Overall Height (4x4 with 17-inch wheels)	60.6	53.1/51.9		
Interior		SAE Cargo Volume (cu ft)		
Seating Capacity (adults)	2/3	Rear Seats Up 18.5		
Head Room (without sunroof)	41.1/40.5	Rear Seats Folded 50.8		
Head Room (with sunroof)	39.7/40.5	Capacities/Weights (pounds unless otherwise specified)		
Leg Room	41.2/35.1	Fuel Tank (gal)		
Shoulder Room	55.9/55.1	12.7		
Hip Room	53.1/51.9	Base Curb Weight		
SAE Cargo Volume (cu ft)	Rear Seats Up 18.5	1.4L 4x2 3,044		
	Rear Seats Folded 50.8	1.4L 4x4 3,183		
Capacities/Weights (pounds unless otherwise specified)		2.4L 4x2 3,187		
Fuel Tank (gal)	12.7	2.4L 4x4 3,348		
		2.4L 4x4 Trailhawk 3,573		
		Towing Capacity (2.4L engine; 4x4 models) [†]		
		2,000	4x2	4x4
			Trailhawk	
Ground Clearance	6.7	7.9	8.7	
Approach Angle (deg)	17.9	21.0	30.5	
Breakover Angle (deg)	21.2	24.0	25.7	
Departure Angle (deg)	29.7	32.1	34.3	
Water Forging ⁽¹¹⁾		12.0	19.0	
Turning Diameter (curb-to-curb)	36.3	36.3	35.3	

*All dimensions in inches unless otherwise noted. [†]When properly equipped.

STANDARD FEATURES AND OPTIONS		Sport	Latitude	Trailhawk®	Limited
CPOS Package		2DA	2DJ	2DE	2DG
Engines	Transmissions				
1.4L MultiAir® Turbo I-4 (EAM)	6-speed Manual (DE1)	21A	21J		
2.4L Tigershark® I-4 (includes Flex Fuel on 4x2 models) (ED6/XKN)	9-speed Automatic (DFH)	27A	27J	27E	27G
Mechanical Features/Capability					
Alternator – 150-amp (1.4L MultiAir Turbo)		•	•		
– 160-amp (2.4L Tigershark)		0	0	•	•
Battery – 500-amp (1.4L MultiAir Turbo)		•	•		
– 600-amp (2.4L Tigershark)		0	0	•	•
Battery Run-down Protection (BCS)		•	•	•	•
Cruise Control (packaged with Power & Air Group) (NHM)		P	•	•	•
Engine Oil Cooler (included on 2.4L I-4 MultiAir engine) (NHA)		0	0	•	•
Exhaust System – Single rear exhaust with bright tip; Black on remaining models (NEC)					•
4-Wheel-Drive Systems with Rear Axle Disconnect (4x4 models only):					
– Jeep® Active Drive full-time 4x4 system		0	0		0
– Jeep Active Drive Low full-time 4x4 system with low range for a 20:1 crawl ratio				•	
Fuel Door – Capless fuel filler (XJM)		•	•	•	•
Fuel Tank – 12.7 gallons (NFN)		•	•	•	•
Selec-Terrain® – Center stack dial with 4 traction control settings: Auto, Snow, Sand and Mud; and a 5th, exclusive to Trailhawk, adds Rock mode with Hill Descent Control (4x4 models only) (XAB/XAF)		0	0	•	0
Steering – Electric power, rack and pinion (SBL)		•	•	•	•
Suspension – Normal-duty; front with MacPherson strut, rear with Chapman strut (SDA)		•	•	•	•
Towing Capacity – 2,000-lb (when properly equipped; 4x4 models only)			0	0	0
Trail Rated® Capability – Includes Jeep Active Drive Low mode with 20:1 crawl ratio, 0.8-inch increased height, unique front and rear fascia, unique 17-inch wheels and All-Terrain tires, skid plates, front and rear tow hooks, and signature Red accents (MT2)				•	
Exterior Features					
Door Handle – Black (MNA)		•			
– Body-color (MNK)			•	•	•
Fascia – Mold-in-color Black		•	•		•
– Rear fuel tank skid plate shield, front transmission skid plate shield and lower fascia appliqué surround in Neutral Gray Satin Gloss finish (XEE/XEU)				•	
Glass – Deep-tint sunscreen (packaged with Sport Appearance Group) (GEG)		P	•	•	•

Exterior Features, continued	Sport	Latitude	Trailhawk®	Limited
CPOS Package	2DA	2DJ	2DE	2DG
Grille/Surround – Low Gloss Black grille with chrome slot surrounds (MAG)	•	•		
– Low Gloss Black grille with Neutral Gray Satin Gloss slot surrounds (MAK)			•	
– Silver Metallic grille with chrome slot surrounds				•
Hood Decal – Low Gloss Black (MYA)			•	
Lighting – Automatic headlamps (LMG)		•	•	•
– Auto High-Beam Headlamp Control (packaged with Advanced Technology Group) (LMS)		P		P
– Cornering front fog lamps (LNJ)		•	•	•
– Daytime running lamp system (LMX)	•	•	•	•
– Front exterior side mirror supplemental signal (LEB)			•	•
– Halogen headlamps (LMA)	•	•	•	•
– Headlamps-off time delay (LHD)	•	•	•	•
– High Intensity Discharge (HID) headlamps (late availability; packaged with Safety & Security Group) (LMP)		P		P
– Incandescent taillamps (LA6)	•	•	•	•
Mirrors – Manual-adjustable, Black (GTC)	•			
– Power-adjustable, power heated, Black (packaged with Power & Air Group) (GTB)	P			
– Power-adjustable, power heated, body-color (GTF)		•		
– Power-adjustable, power heated with supplemental signal in Neutral Gray accent color (GTJ)			•	
– Power-adjustable, power heated with supplemental signal in Silver Metallic accent color (GTK)				•
Removable Short-mast Antenna – Roof-mounted (RDB)	•	•	•	•
Roof – Body-color (MXU)	•	•		0
– Black (available with all exterior colors except Black) (MXS)			•	•
Roof Rails – Black (packaged with Sport Appearance Group) (MWE)	P	•	•	
– Bright (Silver Metallic) (MW1)				•
Skid Plates – Fuel tank, transfer case, transmission and front suspension (XEE/XEF/XEU/XE9)			•	
Sunroof – My Sky® Open-Air Sunroof: dual manual removable panels ⁽¹⁸⁾ with unique storage bag (requires Power & Air Group and Sport Appearance Group on Sport models; not available with WPR wheel on Latitude models) (GWB)	0	0		
– My Sky power vent and slide front panel, dual manual removable panels ⁽¹⁸⁾ with unique storage bag (GWN)		0	0	0
Tires – 215/65R16 LBL All-Season (TM9)	•	•		
– 215/65R17 All-Terrain (TAF)			•	
– 215/60R17 BSW All-Season Touring (packaged with 17-inch Tech Silver aluminum wheels) (TTU)		P		
– 225/55R18 All-Season (packaged with 18-inch wheels) (TWL)		P		•

Exterior Features, continued	Sport	Latitude	Trailhawk®	Limited
CPOS Package	2DA	2DJ	2DE	2DG
– Full-size spare (TBB)			•	
– Full-size temporary-use spare (not available with Trailer Tow Group on Latitude and Limited 4x4 models; requires Power & Air Group on Sport models) (TBS)	0	0		0
– Full-size spare tire with matching wheel (4x4 only; requires Trailer Tow Group) (TBW)		0		0
– Tire Service Kit including manual (XFP/XVE)	•	•		•
Tow Hooks – 2 front and 1 rear in Red (XEW)			•	
Wheels – 16-inch Black styled steel (WDJ)	•			
– 16-inch aluminum polished and painted Granite Crystal (packaged with Sport Appearance Group; requires Power & Air Group on Sport models and 1.4L Turbo engine on Latitude models) (WNF)	P	•		
– 17-inch Off-Road Black aluminum (WFC)			•	
– 17-inch Tech Silver aluminum (packaged with 2.4L Tigershark® engine and includes 215/60R17 tires) (WGN)		P		
– 18-inch aluminum polished and painted Granite Crystal (includes 225/55R18 All-Season tires) (WPR)		0		
– 18-inch aluminum polished and painted Granite Crystal (WPW)				•
– 18-inch aluminum polished and painted Satin Silver (WPD)				0
Windows – Power front windows, 1-touch up/down, 2 nd -row power (JP3/JPG)	•	•	•	•
Wiper System – Front, variable/intermittent (JHA)	•	•	•	•
– Rain-sensitive windshield wipers (packaged with Cold Weather Group and Safety & Security Group) (JHC)		P	•	•
– Rear, defroster and wiper/washer (JHB/GFA)	•	•	•	•
– Windshield wiper de-icer (packaged with Cold Weather Group and Premium Leather Group for Trailhawk; requires PTC auxiliary heater booster if equipped with 1.4L engine) (NHL)		P	P	•
Interior Features				
Accents – Anodized Orange with Bark Brown/Ski Gray interior		•		•
– Metal Diamond with Black/Sandstorm interior	•	•		
– Moroccan Sun with Black interior	•	•		•
– Ruby Red with Black interior			•	
Air Conditioning – Packaged with Power & Air Group (HAA)	P	•	•	
– Dual-Zone Automatic Temperature Control (ATC) (packaged with Popular Equipment Group and Premium Leather Group for Trailhawk) (HAF)		P	P	•
Assist Handle – Driver and passenger (CSR/CSW)	•	•	•	•
Cargo Area – Auxiliary 12-volt power outlet (JJM)	•	•	•	•
– Compartment lamp (LDB)	•	•	•	•
– Height-adjustable load floor (CL5)	•	•		•

Interior Features, continued

	Sport	Latitude	Trailhawk®	Limited
	2DA	2DJ	2DE	2DG
CPOS Package				
– Tie-down loops, 4 (CKT)	•	•	•	•
– Tonneau cover (packaged with Safety & Security Group) (CSD)		P/F	P/F	P/F
Console – Full-length front floor with sliding armrest (CVK)	•	•	•	•
Driver Information Display (DID) – 3.5-inch Thin Film Transistor (TFT) high-resolution black and white cluster display (JAY)	•	•		
– 7-inch full-color TFT LCD cluster display (packaged with 6.5-inch NAV Group with Uconnect®) (JAJ)		P	•	•
Floor Mats – All-season (packaged with Cold Weather Group) (CLF)		P	•	
– Front and rear, carpeted (CLE)	•	•		•
Glove Box – Locking with inside lamp (JKA/LBC)	•	•	•	•
Lighting – Ambient LED on front door handles, front map pockets, overhead light, instrument panel cubby (LCJ)		•	•	•
Media Hub – Located in center stack includes USB port and auxiliary input jack for mobile devices (RS6)	•	•	•	•
Mirrors – Driver and passenger sun visor with mirror (GNE/GNF)	•			
– Rearview day/night (GNA)	•	•	•	
– Rearview, auto-dimming (packaged with Popular Equipment Group and Premium Leather Group for Trailhawk) (GNK)		P	P	•
– Sun visor with illuminated vanity (GNC)		•	•	•
Outside Temperature Display (LAH)	•	•	•	•
Power Outlet – 12-volt auxiliary located in front center stack (JJJ)	•	•	•	•
– 12-volt auxiliary in cargo area (JJM)	•	•	•	•
– 115-volt auxiliary (packaged with Popular Equipment Group) (JKV)		P	•	•
Seating – Premium cloth with Jeep® Brand mesh seat insert in Black, Black/Sandstorm with Cattle Tan accent stitching and additional for Latitude models, Bark Brown/Ski Gray with Tangerine accent stitching (*A7)	•	•		
– Premium cloth topographic insert in Black with Ruby Red accent stitching and embroidered Trailhawk logo (*D5)			•	
– Luxury leather-trimmed seating in Black with Ruby Red accent stitching and embroidered Trailhawk logo (packaged with Premium Leather Group for Trailhawk) (*TL)			P	
– Premium leather-trimmed seating in Black with Light Frost accent stitching or Bark Brown/Ski Gray with Tangerine bolsters and Tangerine accent stitching plus embossed Jeep grille on upper seatback (*AL)				•
Seats, Front – Front height-adjustable shoulder belts (CGD)	•	•	•	•
– Front-passenger fold-forward with soft back (CDW)	•	•	•	•
– Front seatback map pocket (CSM)		•	•	•
– Heated (packaged with Cold Weather Group and Premium Leather Group for Trailhawk) (JPM)		P	P	•
– Manual 6-way driver and 4-way passenger (includes driver height-adjustable seat) (JTM/CDH)	•	•	•	
– Power 8-way driver with power 4-way lumbar adjuster and manual 4-way passenger adjust (packaged with Premium Leather Group for Trailhawk and Popular Equipment Group) (JTB/JPU)		P	P	•

Interior Features, continued

	Sport	Latitude	Trailhawk®	Limited
	2DA	2DJ	2DE	2DG
CPOS Package				
Seats, 2 nd -row – 3 rear seat head restraints (CSH)	•	•	•	•
– 60/40 split-folding seat (CFN)	•	•	•	
– 40/20/40 split-folding with trunk pass-through (packaged with Premium Leather Group for Trailhawk and Popular Equipment Group) (CFW)		P	P	•
– Center rear 3-point seat belt (CG6)	•	•	•	•
Shift Knob – Silver (included with 6-speed Manual transmission) (CVZ)	•	•		
– Vinyl (included with 9-speed Automatic transmission) (CV1)	O	O		
– Leather-wrapped (included with 9-speed Automatic transmission) (CVB)			•	•
Steering Wheel – Base (urethane) (SCA)	•			
– Heated (packaged with Cold Weather Group and Premium Leather Group for Trailhawk; requires heated front seats, cruise control and leather-wrapped steering wheel) (NHS)		P	P	•
– Leather-wrapped (SCC)		•	•	•
– Mounted audio controls (RDZ)	•	•	•	•
– Tilt/telescoping steering column (SUD)	•	•	•	•
Uconnect®/Multimedia				
Remote USB Port – Charge only (packaged with 5.0 with Uconnect, Satellite Radio and Back-Up Camera Group) (RS3)	P	•	•	•
– Located inside center console armrest (packaged with 6.5-inch NAV Group with Uconnect) (RSX)		P	P	P
SiriusXM® Satellite Radio ⁽⁶⁾ – Includes 1-year trial subscription (packaged with 5.0 with Uconnect, Satellite Radio and Back-Up Camera Group) (RSD)	P	•	•	•
SiriusXM Traffic ⁽⁶⁾ – Includes 5-year trial subscription (packaged with Uconnect 6.5 NAV) (RSS)		P	P	P
SiriusXM Travel Link ⁽⁶⁾ – Includes 5-year trial subscription (packaged with Uconnect 6.5 NAV) (RSM)		P	P	P
Speakers – 4 (RCD)	•			
– 6 (packaged with 5.0 with Uconnect, Satellite Radio and Back-Up Camera Group) (RCG)	P	•	•	•
– Beats™ Premium Audio System – Includes 9 speakers with subwoofer (RCV)		O	O	O
Radio 3.0 – Includes 4-line text LCD display and AM/FM radio (RA1)	•			
Uconnect 5.0 – Includes 5-inch touchscreen display, GPS antenna input, integrated voice command ⁽¹⁷⁾ with Bluetooth® including hands-free calling, voice text reply ⁽³⁰⁾ voice prompts, voice commands ⁽¹⁷⁾ for radio functions, Bluetooth Streaming Audio and AM/FM radio (packaged with 5.0 with Uconnect, Satellite Radio and Back-Up Camera Group; requires Power & Air Group and 6 speakers on Sport models) (RA2)	P	•	•	•
Uconnect 6.5 NAV – Includes 6.5-inch touchscreen display, GPS Navigation with 3D city/terrain maps and 1-step voice destination, HD radio, AM/FM radio, Uconnect Access ⁽²⁷⁾ with 1-year trial subscription, Uconnect Access via mobile, integrated voice command ⁽¹⁷⁾ with Bluetooth, SiriusXM Satellite Radio ⁽⁶⁾ with 1-year trial subscription, SiriusXM Traffic ⁽⁶⁾ and SiriusXM Travel Link ⁽⁶⁾ with 5-year trial subscriptions (packaged with 6.5-inch NAV Group with Uconnect) (RA4)		P	P	P

Uconnect®/Multimedia, continued	Sport	Latitude	Trailhawk®	Limited
CPOS Package	2DA	2DJ	2DE	2DG
Uconnect Access ⁽²⁷⁾ – Includes 1-year trial subscription (packaged with 6.5-inch NAV Group with Uconnect) (RS7)		P	P	P
Safety & Security				
Air Bags ⁽²⁾ (7 total) – Advanced multistage driver and front-passenger (CG3)	•	•	•	•
– Driver inflatable knee bolster (CGY)	•	•	•	•
– Supplemental front and rear side-curtain (CJ2)	•	•	•	•
– Supplemental front-seat-mounted side (CJ1)	•	•	•	•
All-Speed Traction Control (BNP)	•	•	•	•
Blind Spot Monitoring (BSM) ⁽⁵⁾ and Rear Cross-Path Detection System ⁽⁵⁾ (packaged with Safety and Security Group; requires ParkView® Rear Back-Up Camera ⁽⁵⁾) (XAN)		P	P	P
Brakes – Advanced Brake Assist (BGG)	•	•	•	•
– Antilock 4-wheel disc (BRF)	•	•	•	•
– Electronic Park Brake (XC4)	•	•	•	•
Child Seat Anchor System – LATCH-ready (CGU)	•	•	•	•
Electronic Roll Mitigation (ERM) (BNS)	•	•	•	•
Electronic Stability Control (ESC) ⁽³⁾ – Includes Hill Start Assist (BNB/BNG)	•	•	•	•
Front-passenger Seat Belt Alert (LAX)	•	•	•	•
Full-Speed Forward Collision Warning with Active Braking (FSFCW+) ⁽¹²⁾ (packaged with Advanced Technology Group; requires cornering front fog lamps) (LSU)		P		P
Hill Descent Control (BNH)			•	
Hill Start Assist (included with ESC) (BNG)	•	•	•	•
LaneSense® Lane Departure Warning with Lane Keep Assist (LDW+) ⁽²⁸⁾ (packaged with Advanced Technology Group) (LAS)		P		P
Occupant Detection System (XCP)	•	•	•	•
ParkSense® Rear Park Assist ⁽⁵⁾ (packaged with Advanced Technology Group; requires LDW+) (XAA)		P		P
ParkView Rear Back-Up Camera ⁽⁵⁾ (packaged with 5.0 with Uconnect, Satellite Radio and Back-Up Camera Group; requires Power & Air Group and Uconnect 5.0 on Sport models) (XAC)	P	•	•	•
Remote Keyless Entry – Keyless Go Push-button Start (GX7)	•			
– Keyless Enter 'n Go™ with push-button start (packaged with Passive Entry Remote Start Package; requires 2.4L engine on Sport models) (GX4)	P	P	P	•
Remote Start System (packaged with Passive Entry Remote Start Package, requires 2.4L engine on Sport and Latitude) (XBM)	P	P	P	•
Security Alarm – Protects doors and liftgate (packaged with Safety & Security Group) (LSA)		P	P	P
Tire Pressure Monitoring Display (XGM)	•	•	•	•
Trailer Sway Control (BNT)	•	•	•	•

	Sport	Latitude	Trailhawk®	Limited
	2DA	2DJ	2DE	2DG
CPOS Package				
Packages/Groups				
5.0 Radio with Uconnect®, Satellite Radio and Back-Up Camera Group – Includes Uconnect 5.0, SiriusXM® Satellite Radio ⁽⁶⁾ with 1-year trial subscription, ParkView® Rear Back-Up Camera ⁽⁵⁾ 6 speakers and remote USB port (charge only) (requires Power & Air Group) (ARY)	0			
6.5-inch NAV Group with Uconnect – Includes Uconnect 6.5 NAV, remote USB port and Uconnect Access ⁽²⁷⁾ with 1-year trial subscription additional for Latitude: includes 7-inch color Driver Information Display (DID) (ANE)		0	0	0
Advanced Technology Group – Includes Full-Speed Forward Collision Warning with Active Braking (FSFCW+); ⁽¹²⁾ LaneSense® Lane Departure Warning with Lane Keep Assist (LDW+); ⁽²⁸⁾ ParkSense® Rear Park Assist System ⁽⁵⁾ and Auto High-Beam Headlamp Control (requires Safety & Security Group or Blind Spot Monitoring ⁽⁵⁾ and Rear Cross-Path Detection ⁽⁵⁾ and ParkView Rear Back-Up Camera; ⁽⁵⁾ 2.4L/9-speed Automatic transmission on Latitude models) (AAD)		0		0
Cold Weather Group – Includes heated front seats, heated steering wheel and windshield wiper de-icer; additional on Latitude models, rain-sensitive windshield wipers, all-season floor mats and PTC auxiliary interior heater booster if 1.4L/6-speed Manual transmission (models with 9-speed Automatic transmission require Passive Entry Remote Start Package) (ADE)		0	0	
Mopar® Interior Protection Package – Includes Mopar All-Weather Mats, Mopar Cargo Tray and Mopar Bright Door Entry Guards (AD4)	0	0	0	0
Mopar Exterior Appearance Group – Includes Mopar Chrome Front Air Deflector, Mopar Front and Rear Splash Guards, and Mopar Side Window Deflectors (ALB)	0	0	0	0
Mopar Interior Premium Package – Includes Mopar Premium Carpet Cargo Mat in Black or Brown, Mopar Bright Pedal Kit and Mopar Premium Carpet Floor Mats in Black or Brown (requires 2.4L/9-speed Automatic transmission) (ACX/ASW)	0	0	0	0
Popular Equipment Group – Includes power 8-way driver's seat with 4-way lumbar adjuster and manual 4-way passenger seat, 40/20/40 rear seat with pass-through, Dual-Zone Automatic Temperature Control (ATC), rearview auto-dimming mirror and 115-volt auxiliary power outlet (standard on Trailhawk) (requires 2.4L/9-speed Automatic transmission; not available with My Sky® fixed/removable sunroof, 1.4L engine and Premium Leather Group for Trailhawk) (AXB)		0	0	
Passive Entry Remote Start Package – Includes Remote Start System and Keyless Enter 'n Go™ (requires 2.4L/9-speed Automatic transmission)	0	0	0	
Power & Air Group – Power adjustable, power heated side mirrors, air conditioning and cruise control (AWH)	0			
Premium Leather Group for Trailhawk – Includes luxury leather-trimmed seating with Ruby Red accent stitching, power 8-way driver's seat and power 4-way lumbar adjuster with manual 4-way passenger seat, heated front seats, heated steering wheel, 40/20/40 rear seat with pass-through, Dual-Zone ATC, windshield wiper de-icer and rearview auto-dimming mirror (not available with Cold Weather Group and Popular Equipment Group) (AAP)			0	
Safety & Security Group – Includes Blind Spot Monitoring (BSM) ⁽⁵⁾ and Rear Cross-Path Detection Systems; ⁽⁵⁾ security alarm, rain-sensitive windshield wipers (on Latitude), High Intensity Discharge (HID) headlamps and tonneau cover (requires 2.4L/9-speed Automatic transmission; not available with My Sky fixed/removable sunroof) (AAF)		0	0	0
Sport Appearance Group – Includes Black side roof rails, deep-tint sunscreen glass, 16-inch aluminum wheels polished and painted Granite Crystal, and 215/65R16 All-Season tires (requires Power & Air Group) (ADV)	0			
Trailer Tow Group – Includes Class III hitch receiver plus 4-pin wiring harness (4x4 models only; requires 2.4L/9-speed Automatic transmission and full-size spare tire; not available with My Sky fixed/removable sunroof) (AHT)		0	0	0

• = Standard. P = Available within Package noted. O = Optional. F = Fleet only.



For 2017, the classic two-door Jeep Wrangler and the four-door Wrangler Unlimited are powered by the **3.6L Pentastar V6**, a powerplant that offers the right combination of quiet power and impressive economy. The best V6 in the company's history generates outstanding power and torque, giving Wrangler its **long-respected 4x4 and off-road capability**. Transmissions include the standard six-speed Manual and the available 5-speed Automatic. The Wrangler "go-anywhere" attitude is bolstered by the **available heavy-duty suspension, rock-resistant skid plates and ultra-strong shock absorbers**. Legendary quality is reflected in multiple ways: available Alpine Premium Audio System, an **enviable history of awards**, capped with a recent **2016 "Best Resale Value Award" from Kelley Blue Book** and a **2016 "Best Retained Value Award" from edmunds.com**.

PRODUCT HIGHLIGHTS

3.6L Pentastar® V6 engine – Standard

5-speed Automatic transmission – Available

Jeep® Wrangler and Wrangler Unlimited have benchmark capability, with exceptional approach and departure angles working with remarkable and confident ground clearance

18-inch wheels for Sahara® – Standard

17-inch wheels for Rubicon® – Standard

Tire Pressure Monitoring System – Standard

Remote start system – Available

Locking rear axles – Available

Uconnect® 430N CD/DVD⁽⁹⁾/MP3/HDD/Navigation radio – Available

Sunrider® Soft Top – Standard

Premium soft top – Available

Freedom Top® 3-piece hardtop – Available

Fold-and-Tumble rear bench seats – Wrangler 2-door

60/40 rear split-bench seat – Wrangler Unlimited 4-door

Lockable center console storage – Standard

Rear cargo area storage bin – Standard

Wash-out interior for easy cleanup – Standard

Alpine® Premium Audio System – Available

Center-console LED courtesy lights – Standard

Automatic Oil Change Monitoring System – Standard

Body-color bumper appliqué and Silver grille throats/rings – Sahara models

Available Olive Green leather interior treatment – Sahara models

SAFETY & SECURITY

Advanced multistage driver and front-passenger air bags⁽²⁾ – Standard

Supplemental front-seat-mounted side air bags⁽²⁾ – Available

Hill Start Assist (HSA) – Standard

Electronic Roll Mitigation (ERM) – Standard

Trailer Sway Control (TSC)⁽³⁾ – Standard

Sentry Key® anti-theft engine immobilizer – Standard

Tire Pressure Monitoring Warning Lamp – Standard

Remote Keyless/Illuminated Entry – Available

Rear outboard head restraints⁽¹⁾ – Standard

Skid plates, fog lamps and tow hooks – Standard

FEATURES

Wrangler Unlimited 4-door right-hand-drive (RHD) model – Available

Dual Top Group – Available

Power Convenience Group – Available

Trailer Tow Group – Available



STANDARD ON ALL 2017 WRANGLER MODELS

- 12-volt Auxiliary Power Accessory Outlet
- Air Bags⁽²⁾ – Advanced multistage driver and front-passenger
- Brakes – Antilock 4-wheel disc
- Command-Trac 4WD – Sport and Sahara models
- Electronic Stability Control (ESC)⁽³⁾ – With Brake Assist, All-Speed Traction Control and Electronic Roll Mitigation (ERM)
- Engine – 3.6L Pentastar® V6
- Floor Mats – Carpeted; 2 front on Wrangler and 2 front/2 rear on Wrangler Unlimited
- Fog Lamps
- Full-size Spare Tire with Matching Wheel
- Hill Start Assist
- Mirrors – Rearview day/night and exterior
- Rear Outboard Head Restraints⁽¹⁾
- Rock-Trac 4WD – Rubicon models
- Seats – Rear folding
- Sentry Key® – Antitheft engine immobilizer
- Skid Plates for the Fuel Tank and Transfer Case
- Sound System – AM/FM/CD/MP3 stereo radio with single-disc player and auxiliary input
- Steering – Tilt
- Sun Visors – Sliding with mirror
- Tire Pressure Monitoring Warning Lamp
- Tow Hooks – 2 front/1 rear

POWERTRAINS

Engine	Transmissions	Unlimited Rubicon®	Rubicon	Unlimited Sahara®	Sahara	Unlimited Sport	Sport	Unlimited RHD
3.6L V6 285 hp @ 6,400 rpm/ 260 lb-ft of torque @ 4,800 rpm	6-speed Manual	S	S	S	S	S	S	
	5-speed Automatic	O	O	O	O	O	O	S
Transfer Cases								
NV241 GII Command-Trac®	Part-time 4WD			S	S	S	S	S
NV241 OR Rock-Trac®	Part-time 4WD	S	S					

S = Standard. O = Optional.

DIMENSIONS⁽¹⁾/SPECIFICATIONS

Based on Rubicon model

Exterior	2-door	4-door
Ground Clearance ⁽²⁾	10.0	10.0
Overall Height ⁽⁴⁾	72.5	72.6
Overall Length (includes spare tire)	164.3	184.9
Overall Width ⁽³⁾	73.7	73.7
Track	– Front	61.9
	– Rear	61.9
Wheelbase	95.4	116.0
Interior		
Head Room ⁽⁴⁾	– Front	41.3
	– Rear	40.3
Leg Room	– Front	41.0
	– Rear	35.6
Hip Room	– Front	55.6
	– Rear	44.7
Shoulder Room	– Front	55.8
	– Rear	44.7
Cargo Volume	– Rear seat up (cu. ft.)	12.8
	– Rear seat folded (cu. ft.)	56.5
	– Rear seat removed (cu. ft.)	61.2
Seating Capacity	4	5
Base Curb Weight (lb)	4,104	4,315
GCWR (lb)	6,282	8,171
Towing Capacity (lb) (max) ⁽⁵⁾	2,000	3,500
Fuel Tank Capacity (gal)	18.6	22.5

⁽¹⁾Dimensions in inches unless otherwise specified. ⁽²⁾Maximum running ground clearance. ⁽³⁾Without mirrors.

⁽⁴⁾With soft top. ⁽⁵⁾Requires available Trailer Tow Group.

Exterior Features, continued	Wrangler (2-door)				Wrangler Unlimited (4-door)				
	Sport	Sport S	Sahara®	Rubicon®	Sport	Sport S	Sahara	RHD	Rubicon
Doors – Full metal with roll-up glass windows, removable (GCF)	•	•	•	•	•	•	•	•	•
– Half doors, ⁽¹⁸⁾ removable, half-framed metal with plastic windows with manual door locks/windows (requires soft top; not available with power windows/doors) (GCH)		0		0	0	0			0
Grille – Body-color (MFT)	•	•	•	•	•	•	•	•	•
– Fine Silver grille inserts (MUZ)			•				•		
Lighting – Halogen headlamps (LMA)	•	•			•	•		•	
– LED reflector headlamps (packaged with LED Lighting Group) (LPX)	P	P	•	•	P	P	•		•
– Fog lamps (LNJ)	•				•			•	
– LED fog lamps (packaged with LED Lighting Group) (LNV)	P	P	•	•	P	P	•		P
– Automatic headlamps (LMG)			•	•			•		•
Mirrors – Manual fold-away (packaged with half-metal doors) (GTP)	•	•		•	•	•			P
– Power heated (packaged with Power Convenience Group; must have full metal doors) (GTB)	P	P	•	P	P	P	•	•	•
Side Steps – Tubular, diamond plate surface pattern (MRK)		0	•	•		0	•		
Rock Rails – Black, painted steel, heavy-duty, protective (MEF)				•					•
Skid Plates – For fuel tank and transfer case (XEE/XEF)	•	•	•	•	•	•	•	•	•
Tires – P225/75R16 Goodyear® Wrangler ST, BSW, On-/Off-Road (TRM)	•				•			•	
– P255/75R17 Goodyear Wrangler SR-A, OWL, On-/Off-Road (TUF)		•				•			
– P255/70R18 Bridgestone® Dueler A/T, OWL, On-/Off-Road (TT6)			•				•		
– LT255/75R17 BFGoodrich® Mud-Terrain, BSW, Off-Road (TT7)				•					•
Tops – Sunrider® folding soft top with sunroof feature (MX4)	•	•	•	•	•	•	•		•
– Premium Sunrider Soft Top (packaged with Dual Top Group) (MX5)	0	0	0	0	0	0	0	P	0
– Freedom Top® 3-piece modular hardtop with rear wiper/washer, rear defroster, full-framed doors and Freedom Panel storage bag (CHD)	0	0	0	0	0	0	0	•	0
– Body-color 3-piece hardtop (MX1)			0	0			0		0
Tow Hooks – 2 front, one rear (XEW)	•	•	•	•	•	•	•	•	•
Wheels – 16-inch slot/spoke, steel, painted Argent (WLC)	•				•			•	
– 16-inch slot/spoke, steel, painted Black (WNP)	0				0			0	
– 17-inch Moab, cast aluminum, painted Sparkle Silver (WFF)		•				•			
– 18-inch polished Sparkle Silver with Granite Crystal painted pockets (WFC)			•				•		
– 17-inch polished Mineral Gray with 32-inch BFGoodrich Mud-Terrain tires (WFA)				•					•
– 18-inch 7-spoke, polished aluminum (WPT)			0				0		

Packages/Equipment Groups	Wrangler (2-door)				Wrangler Unlimited (4-door)				
	Sport	Sport S	Sahara®	Rubicon®	Sport	Sport S	Sahara	RHD	Rubicon
Cold Weather Group – Includes engine block heater, remote start system, Mopar® Slush Mats and heated front seats; also includes Power Convenience Group on 2-door Sport S and Rubicon; includes heavy-duty suspension and LT265/70R17C Goodyear® Eagle KO2 Tires on Sport S (ADE)		0		0		0			0
Connectivity Group – Includes Electronic Vehicle Information Center (EVIC), Uconnect® Voice Command; ⁽¹⁷⁾ Tire Pressure Monitoring Display and leather-wrapped steering wheel (AAJ)	0	0	0	0	0	0	0		0
Dual Top Group – Includes 3-piece hardtop (Black or body-color) and soft top (AEM)		0	0	0		0	0		0
LED Lighting Group – Includes LED fog lamps and LED reflector headlamps (AD6)	0	0			0	0		0	
Max Tow Package – Includes Class II hitch receiver, 4-pin adapter and 3.73 axle ratio (or 4.10 for Rubicon, if so equipped) (AHQ)					0	0	0		0
Mopar Black Appearance Group – Includes Black Tubular Side Steps, Black Fuel Filler Door and Black Taillamp Guards (Authentic Jeep® Brand Accessories by Mopar) (ALB)	0	0			0	0			
Mopar Chrome Edition Group – Includes Chrome Tubular Side Steps, Chrome Exhaust Tip, Chrome Fuel Filler Door and Chrome Taillamp Guards (not available with Black Appearance Group; Authentic Jeep Accessories by Mopar) (AEE)	0	0	0		0	0	0		
Mopar Premium Chrome Group – Includes Chrome Exterior Mirror Caps and Chrome Grille (requires Mopar Chrome Edition Group on Sport and Sahara; requires Power Convenience Group on all trims; Authentic Jeep Accessories by Mopar) (AEQ)	0	0	0	0	0	0	0		0
Mopar Premium Sound and Leather – Includes 115-volt auxiliary power outlet, heated leather front seats, Alpine® 9-speaker audio system (AJC)		0	0	0		0	0		0
Power Convenience Group – Includes power door locks, power heated mirrors, power windows with front 1-touch-down operation, remote keyless entry, auto-dimming mirror with reading lamp and security alarm (requires full-framed doors; packaged with Cold Weather Group on 2-door Sport S and Rubicon) (AJP)		O/P	•	O/P		•	•	•	•
Smoker's Group – Includes removable ashtray and lighter (AWS)	0	0	0	0	0	0	0	0	0
Trailer Tow Group – Includes Class II hitch receiver, 4-pin adapter (AHT)	0	0	0	0	0	0	0		

• = Included. P = Available within Package noted. O = Optional.

RAM
PROMASTER®

RAM
PROMASTER
CITY®

RAM 1500

RAM 1500
SPECIAL SERVICE

RAM
2500/3500
HEAVY DUTY

RAM 3500/
4500/5500
CHASSIS CABS

TRUCKS/COMMERCIAL



The **Ram ProMaster 3500 Windowed Van** delivers versatility and upfit compatibility, with **three wheelbases, four body lengths, three GVWRs and two roof heights**. Designed for a standard pallet, most models feature **side doors that open up to 49 inches wide, with rear doors that open to 260°**. The two interior heights max out at **6'4" inside** and the interiors offer up to **462.8 cu. ft.⁽¹⁴⁾ of cargo capacity**. Engines include the award-winning **Pentastar V6, standard, or available 3.0L EcoDiesel I4**. This worker- and load-friendly front-wheel-drive engineering enables **low step-in height and minimal turning diameter**. ProMaster offers nearly 90° side walls, cavernous interior and three-piece modular front fascia enabling easy and fast service, along with **upfit-friendly architecture, low cost of ownership, ready-to-work electronic architecture, large windshield and exceptional interior comfort**.

PRODUCT HIGHLIGHTS

ALL PROMASTER MODELS

3.6L Pentastar® V6 gas engine mated to the 6-speed Automatic transmission – Standard

3.0L EcoDiesel I4 mated to the 6-speed Dual-Active Drive transmission – Available

Front-wheel-drive (FWD) transaxle – Standard

Towing: 5,100 lb, all models⁽¹⁴⁾

CARGO VAN MODELS

3 weight classes: 1500, 2500, 3500

Wallet-friendly oil change intervals; advised: 3.6L Pentastar V6 – 10,000 miles; 3.0L EcoDiesel I4 – 18,500 miles

Total roof heights: standard 88.7-inch; available 99.4-inch

Load floor lengths: 1500: 105- and 123-inch; 2500: 123- or 146-inch; 3500: 146- or 160-inch

Cargo volumes: 1500: 259.2-, 303.7- or 352.9-sq. ft.; 2500: 352.9- or 420.2-sq. ft.; 3500: 420.2- or 462.8-sq. ft.

Payload: 3,570 – 4,440-lb* (depending on model and specifications)⁽¹⁴⁾

CUTAWAYS/CHASSIS CAB MODELS

RV/motor home suspension – Available

Wheelbase lengths: 3500 class – 136-inch, 159-inch and 159-inch with Extended Frame

Chassis Cab cab-to-axle lengths: 81.1- and 104.1-inch

Overall height: 84.8-inch, all models

Overall width: 80.7-inch, all models (without mirrors)

Back of cab to taillamp lengths: 115.4-, 138.0- and 152.4-inch, depending on configuration

Maximum payloads: 4,420 – 5,160-lb,*⁽¹⁴⁾ based on model configuration

Exterior mirrors sized to accommodate upfit bodies up to 96 inches – Standard

Taillamp wiring extension – Standard

SAFETY & SECURITY

Electronic Stability Control (ESC)⁽³⁾ system includes Antilock Brake System (ABS), All-Speed Traction Control,⁽³⁾ Brake Assist, Hill Start Assist, Rollover Mitigation, Trailer Sway Control (TSC)⁽³⁾ – Standard

“Follow-Me-Home” headlamp function, with preset illumination – Standard

Battery Saver, shuts off all interior lighting after 15 minutes – Standard

FEATURES

Load floor height: 21-inch (Cargo Van models)

Turning diameter: 36.3-ft (Short Wheelbase)

High roof interior ceiling height: 6'4" – Available (Cargo Van models)

ParkView® Rear Back-Up Camera⁽⁵⁾ – Available

*Specifications are based on 2016MY vehicle information.



Properly secure all cargo.

Body Type	Engines		Transmissions	
	3.6L Pentastar® DOHC VVT V6	3.0L Turbo EcoDiesel I4	6-speed Automatic	6-speed Dual-Active Drive*
Cargo Van	•	0	•	0
Windowed Van	•	0	•	0
Chassis Cab/Cutaway	•	0	•	0

• = Standard. 0 = Optional. *Included with EcoDiesel engine.

DIMENSIONS/SPECIFICATIONS⁽¹⁾

	Cargo Van						Windowed Van		
	1500		2500		3500		2500	3500	
	118" WB	136" WB	136" WB	159" WB	159" WB	159" WB, Extended	159" WB	159" WB, Extended	
Capability	Standard Roof	Standard Roof	High Roof	High Roof	High Roof	High Roof	High Roof		
GVWR (lb)	8,550	8,550	8,550	8,900	8,900	9,350	9,350	8,900	9,350
GCWR (lb) Gas/Diesel	11,500/12,500	11,500/12,500	11,500/12,500	11,500/12,500	11,500/12,500	11,500/12,500	11,500/12,500	11,500/12,500	11,500/12,500
Base Curb Weight (lb) Gas Engine	4,560	4,667	4,781	4,773	4,883	4,922	5,009	4,969	5,061
Base Curb Weight (lb) Diesel Engine	4,818	4,924	5,080	5,061	5,201	5,231	5,322	5,286	5,378
Maximum Payload (lb) Gas Engine*	3,990	3,880	3,760	4,120	4,010	4,420	4,340	3,930	4,280
Maximum Payload (lb) Diesel Engine*	3,730	3,620	3,460	3,830	3,690	4,110	4,020	3,610	3,970
Front GAWR (lb)	4,629	4,629	4,629	4,629	4,629	4,629	4,629	4,629	4,629
Rear GAWR (lb)	5,004	5,291	5,291	5,291	5,291	5,291	5,291	5,291	5,291
Curb-to-curb Turning (ft)	36.3	40.7	40.7	40.7	46.8	46.8	46.8	46.8	46.8
Maximum Towing [†] (lb)	5,100	5,100	5,100	5,100	5,100	5,100	5,100	5,100	5,100
Dimensions									
Body Height (in)	88.7	88.7	99.4	99.4	99.4	99.4	99.4	99.4	99.4
Overall Body Length (in)	195.4	213.1	213.1	213.1	236.0	236.0	250.5	236.0	250.5
Vehicle Width Without Mirrors (in)	80.7	80.7	80.7	80.7	80.7	80.7	80.7	80.7	80.7
Vehicle Width With Mirrors Extended (in)	105.9	105.9	105.9	105.9	105.9	105.9	105.9	105.9	105.9
Cargo Body Overall Length (in)	105.1	122.8	122.8	122.8	145.9	145.9	160.2	145.9	160.2
Side Door Opening Width (in)	42.3	49.2	49.2	49.2	49.2	49.2	49.2	49.2	49.2
Side Door Opening Height (in)	58.5	58.5	69.0	69.0	69.0	69.0	69.0	69.0	69.0
Rear Doors Opening Width (in)	61.5	61.5	61.5	61.5	61.5	61.5	61.5	61.5	61.5
Rear Doors Opening Height (in)	59.8	59.8	70.5	70.5	70.5	70.5	70.5	70.5	70.5
Maximum Cargo Volume (cu ft)	259.2	303.7	352.9	352.9	420.2	420.2	462.8	420.2	462.8

	Chassis Cab			Cutaway		
	2500/3500	3500		2500/3500	3500	
	136" WB	159" WB	159" WB, Extended	136" WB	159" WB	159" WB, Extended
Capability						
GVWR (lb)	8,900/9,350	9,350	9,350	8,900/9,350	9,350	9,350
GCWR (lb) Gas/Diesel	11,500/12,500	11,500/12,500	11,500/12,500	11,500/12,500	11,500/12,500	11,500/12,500
Base Curb Weight (lb) Gas Engine	4,211	4,216	4,242	4,150	4,142	4,197
Base Curb Weight (lb) Diesel Engine	4,452	4,480	4,505	4,407	4,429	4,462
Maximum Payload (lb) Gas Engine*	4,680/5,130	5,130	5,100	4,740	5,200	5,150
Maximum Payload (lb) Diesel Engine*	4,440	4,870	4,840	4,490	4,920	4,880
Front GAWR (lb)	4,629	4,629	4,629	4,629	4,629	4,629
Rear GAWR (lb)	5,291	5,291	5,291	5,291	5,291	5,291
Curb-to-curb Turning (ft)	40.7	46.8	46.8	40.7	46.8	46.8
Maximum Towing [†] (lb)	5,100	5,100	5,100	5,100	5,100	5,100
Dimensions						
Body Height (in)	84.8	84.8	84.8	84.8	84.8	84.8
Overall Body Length (in)	207.0	230.0	244.4	207.0	230.0	244.4
Vehicle Width Without Mirrors (in)	80.7	80.7	80.7	80.7	80.7	80.7
Vehicle Width With Mirrors Extended (in)	105.9	105.9	105.9	105.9	105.9	105.9
Cab to Rear Axle [‡] (in)	81.1	104.1	104.1	81.1	104.1	104.1
Overhang Rear Axle to End of Frame** (in)	33.9	33.9	48.2	33.9	33.9	48.2

⁽¹⁾Based on 2016MY vehicle information subject to change. *Max payload based on body model, GVWR class. When properly equipped. [†]When properly equipped. [‡]Measured from center cab back to center of rear axle. **Measured from center of axle to rear frame. Specifications subject to change. See dealer for most up-to-date information. WB = wheelbase.

STANDARD FEATURES AND OPTIONS

	Cargo	Windowed	Chassis Cab	Cutaway
CPOS Package	2TA	2TA	2TA	2TA
Engines and Transmissions				
3.0L I4 EcoDiesel Engine with 6-speed Dual-Active Drive transmission (not available on 118-inch wheelbase Cargo Van)	23A	23A	23A	23A
3.6L V6 Engine with 6-speed Automatic transmission	21A	21A	21A	21A
Mechanical Features				
Additional Key Fobs – 2 (GXK)	0	0	0	0
Alternator – 180-amp (BAD)	•	•		
– 220-amp (included with the 3.0L I4 EcoDiesel engine on Cargo Van and Windowed Van models) (BAJ)	O/P	O/P	•	•
Auxiliary Fuel Tap (XFZ)	•	•	•	•
Battery – 95-amp (BCY)	•	•	•	•
– 100-amp (included with the 3.0L I4 EcoDiesel engine) (BDC)	P	P	P	P
– Auxiliary battery prep (included with upfit interface connectors) (BC1)	O	O	O	O
Cruise Control (NHM)	O	O	O	O
Electric Parking Brake (included with 3.0L I4 EcoDiesel engine) (XC4)	P	P	P	P
Electronic Stability Control (ESC) ⁽³⁾ (BNB)	•	•	•	•
Electronic Vehicle Tracking (AES)	O	O	O	O
Engine Block Heater (3.0L I4 EcoDiesel includes transmission heater) (NHK)	O	O	O	O
Fuel Tank – 24-gallon (NFE)	•	•	•	•
Full-size Spare Tire (TBB)	•	•	•	•
Power Steering (SBA)	•	•	•	•
Spare Tire Delete (Fleet only) (TBF)	O	O	O	O
Speed Limiter – Dealer-activated, 60-mph, 65-mph, 70-mph and 77-mph (NHR)	•	•	•	•
Suspension – Heavy-duty (2500/3500; 136-, 159-inch wheelbases) (SDB)	•	O	•	•
– Light-duty (118-inch WB 1500 models only) (SDA)	•			
– Medium-duty (136-inch WB 1500 models only) (SDJ)	•			
– Motor home/RV (3500 models only; not available on 136-inch Chassis Cab and Cutaway models) (SDD)	O	O	O	O
– Touring (SDC)		•		
Temporary Spare Tire Mount (TBA)			O	O
Exterior Features				
Cab-back Wall – With window (GEV)			•	
Chrome Grille (included with Premium Appearance Group) (MFE)	P	P	P	P
Daytime Running Lights (LMK)	O	O	O	O

Exterior Features, continued	Cargo	Windowed	Chassis Cab	Cutaway
	2TA	2TA	2TA	2TA
CPOS Package				
Doors, Rear – 260-degree-opening (GLF)	•	•		
Doors, Side – Left side with fixed glass (not available on 118-inch WB) (GKD)	0			
– Left side with no glass (not available on 118-inch WB) (GKE)	0			
– Right side with fixed glass (GKB)	0	•		
– Right side with no glass (GKA)	•			
Extended Wiring – Taillamp (XGF)			•	•
Front Fog Lamps (included with Premium Appearance Group) (LNJ)	P	P	P	P
Front License Plate Bracket (MDA)	0	0	0	0
Custom Vinyl Graphics Package A ⁽³⁸⁾ (MPT)	0			
– Graphics Package B ⁽³⁸⁾ (MPU)	0			
Halogen Headlamps (LMA)	•	•	•	•
Mirrors – 96-inch extended exterior (includes power heated mirrors on Cargo/Windowed Vans) (XZP)	P	P	•	•
– Manual adjustable/manual folding (GTP)	•	•	•	•
– Power adjustable/power folding, heated (GTR)	0	0		
– Power adjustable, heated (GTB)	0	0	0	0
Mud Flaps – Front (Fleet only) (MEJ)			0	0
– Front and Rear (Fleet only) (MEP)	0	0		
Roof Clearance Lamps – Delete front clearance lamps (LT8)			0	0
– Front (LNC)	•	•	•	•
– Rear (LNG)	•	•		
Splash Guards – Set (MKN)	0	0		
Step – Rear bumper extension (not available with Trailer Tow Group; late availability) (MDM)	0	0		
– Sliding door, left side (requires left side door; late availability) (MR3)	0	0		
– Sliding door, right side (late availability) (MRZ)	0	0		
Wheels – 16-inch aluminum (WDN)	0	0	0	0
– Center cap delete (WH8)	0	0	0	0
– 16-inch Silver painted steel with center cap (WCS)	•	•	•	•
– 16-inch Silver painted steel with full wheel cover (W6A)	0	0	0	0
– 16-inch White painted steel (Fleet only) (WDW)	0	0	0	0
Window Defroster – Rear (requires rear doors with glass on Cargo Vans) (GFA)	0	•		

	Cargo	Windowed	Chassis Cab	Cutaway
	2TA	2TA	2TA	2TA
CPOS Package				
Interior Features				
12-volt Auxiliary Power Outlet – Front (not available with Smoker’s Group) (JJJ)	•	•	•	•
– Rear (JKP)	0	0		
Air Conditioning – Delete air conditioning; heater only (HCD)	0	0	0	0
– Manually controlled, with heat (HAA)	•	•	•	•
– Rear Heater Air Conditioning Prep Package (not available with air conditioning delete) (HDG)	0	0	0	0
Assist Handle – Rear Doors (CSR)	0	0		
Auxiliary Upfitter Switches – 2 (LHL)	0	0	0	0
Cargo Area Lighting – LED (LCP)	0	0		
Cargo Compartment Floor Mat (CKL)	0			
Cargo Lamps – Rear (LPE)	•	•		
Cargo Partition – None (standard) (CTP)	•	•		
– With sliding window (XJ1)	0			
– Without window (CWC)	0			
Cargo Tie-downs – Floor	•	•		
– Side wall (CKT)	•	•		
Front Floor Mats – Carpet (CLQ)	0	0	0	0
– Slush (CWA)	0	0	0	0
Front Walk-thru Mat – Carpet (CCL)	0	0		
– Slush (CCK)	0	0		
High Headliner (not available on Low Roof) (CHD)	0	0		
Instrument Panel with Bright Bezels (JBD)	0	0	0	0
Locking Glove Box (included with Interior Convenience Group) (JKA)	P	P	P	P
Overhead Storage (included with Interior Convenience Group) (CTA)	P	P	P	P
Power Door Locks – Speed-sensitive (JPH)	•	•	•	•
Rear Door Storage Net (included with Interior Convenience Group) (CKR)	P	P		
Seating Surfaces – Cloth (*A7)	•	•	•	•
– Cloth vinyl (*B7)	0	0	0	0

Interior Features, continued	Cargo	Windowed	Chassis Cab	Cutaway
	2TA	2TA	2TA	2TA
CPOS Package				
Seats – 4-way manually adjustable driver- and front-passenger bucket (CDN/CDT)	•	•	•	•
– Driver’s 6-way adjustable with lumbar adjuster (not available with driver’s suspension seat or passenger swivel seat) (CDL)	0	0	0	0
– Driver/passenger 6-way adjustable with lumbar adjuster (not available with passenger double seat, driver swivel seat or driver’s suspension seat) (CDU)	0	0	0	0
– Driver’s suspension (not available with driver’s swivel seat, heated driver seat or 6-way adjustable seat) (CXX)	0	0	0	0
– Driver’s swivel (requires cloth seating surfaces, not available with passenger double seat, cargo partition or heated seat) (CEA)	0	0	0	0
– Heated driver (requires 6-way adjustable driver’s seat) (CMB)	0	0	0	0
– Heated passenger (requires 6-way adjustable driver/passenger seats) (CMC)	0	0	0	0
– Passenger double (CAA)	0		0	
– Passenger-seat delete (CD9)	0	0	0	0
– Passenger swivel (requires cloth seating surfaces and driver swivel seat; not available with cargo partition or heated seat) (CHR)	0	0	0	0
Spray-on Floor Liner (XMF)	0	0		
Steering Column – Telescoping (SUC)	•	•	•	•
Steering Wheel – Leather-wrapped (SCC)	0	0	0	0
Tire Pressure Monitoring Light (XGM)	•	•	•	•
Upfit Interface Connectors (included with Auxiliary Battery Prep and Rear-Speaker Wiring Prep) (BC3)	P	P	P	P
Wall Panels – Upper side (includes lower side) (CTE)	0			
– Lower side (CMG)	0	0		
Windows – Power with 1-touch down feature (JPY)	•	•	•	•
– Window guards, rear (XGC)	0			
Windshield Document Clip (included with Interior Convenience Group) (CU6)	P	P	P	P
Wood Floor – Rear (CME)	0	0		
Multimedia				
AM/FM/MP3 (includes Media Input Hub) (RH3)	•	•	•	•
Mopar® Web ⁽¹⁰⁾ WiFi Hotspot (XJU)	0	0	0	0
Navigation (requires Uconnect® 5.0 radio) (JLN)	0	0	0	0
Radio Delete (Fleet only) (RA8)	0	0	0	0

Multimedia, continued	Cargo	Windowed	Chassis Cab	Cutaway
CPOS Package	2TA	2TA	2TA	2TA
Radio Wiring Prep (includes 4 speakers and Media Input Hub) (RA9)	0	0	0	0
Rear-Speaker Wiring Prep (includes upfit interface connectors (BC3)) (RED)	•	•	•	•
SiriusXM® Satellite Radio ⁽⁶⁾ (available with Uconnect 5.0 and Uconnect 3.0) (RSD)	0	0	0	0
Uconnect® 3.0 AM/FM with Integrated Voice Command ⁽¹⁷⁾ with Bluetooth® (includes Media Hub with USB and auxiliary inputs) (UA1)	0	0	0	0
Uconnect 5.0 AM/FM/CD with Integrated Voice Command ⁽¹⁷⁾ with Bluetooth (includes Media Hub with USB and auxiliary input steering wheel-mounted audio controls) (RA2)	0	0	0	0
Safety & Security				
Air Bags ⁽²⁾ – 6 (CG3/CJ4/CJ1)	•	•	•	•
DOT-Certified Roadside Safety Kit (ACL)	0	0	0	0
Orange Seat Belts (Fleet only) (CGQ)	0		0	0
ParkSense® Rear Park Assist ⁽⁵⁾ (XAA)	0	0		
ParkView® Rear Back-Up Camera ⁽⁵⁾ (requires Uconnect 5.0 radio) (XAC)	0	0		
Rear Back-Up Camera ⁽⁵⁾ with RV Mirror/Monitor (not available with ParkView Rear Back-Up Camera ⁽⁵⁾ or Rear Back-Up Camera ⁽⁵⁾ Kit) (XH7)	0	0		
Rear Back-Up Camera ⁽⁵⁾ Kit (XA3)	•	•	0	0
Remote Keyless Entry (GXM)	•	•	•	•
Remote Start (not available with 3.0L EcoDiesel I4) (JLJ)	0	0	0	0
Security Alarm (LSA)	0	0	0	0
Winter Front Grille Cover (requires 3.0L EcoDiesel I4) (XD6)	0	0	0	0
Packages and Equipment Groups				
Interior Cargo Rack Package (CWN)	0			
Interior Convenience Group – Includes locking glove box, shelf above roof trim, underseat storage tray, rear door storage net and windshield document clip (AJV)	0	0	0	0
Premium Appearance Group – Includes chrome grille and fog lamps (ALU)	0	0	0	0
Trailer Tow Group – Includes Class IV receiver hitch with 4- and 7-pin wiring harness (AHT)	0	0		

• = Included. 0 = Optional. P = Available within Package.



When descriptors like “**most versatile**,” “**upfit-friendly vertical side walls**,” “**wonderfully comfortable**,” and “**massive space on a small budget**” come to mind, you know you’re looking at a proven winner for the Fleet Portfolio. Boasting extensive European credentials, **2017 Ram ProMaster City models** deliver **ultra-capability and rock-bottom costs of ownership**. Assets here include the **2.4L Tigershark MultiAir2 I-4 gas engine** mated to a **nine-speed Automatic transmission**, a comprehensive ESC⁽³⁾ system and outstanding connectivity. **Payload, cargo capacity and cargo-area width at wheel wells are impressive, with 60/40 split rear doors enabling easy loading and unloading at docks or streetside**. With its Tradesman and Tradesman SLT levels, spacious interiors and **EPA estimated 21 city/29 hwy mpg⁽⁸⁾**, the **Ram ProMaster City Cargo and Passenger Vans** give the Ram brand – and your fleet – new levels of efficiency and versatility.

PRODUCT HIGHLIGHTS

PROMASTER CITY® CARGO VAN

2.4L Tigershark® MultiAir®2 I-4 gas engine, 178 hp/174 lb-ft of torque, EPA estimated 21 city/29 hwy mpg⁽⁸⁾

MacPherson strut front suspension – Standard

Power steering with hydraulic rack and pinion – Standard

Front-wheel-drive (FWD) transaxle – Standard

Cargo-area length: 87.2-in

Cargo capacity: 131.7-cu. ft.

Payload: up to 1,883-lb

16-gallon fuel tank – Standard

PROMASTER CITY PASSENGER WAGON

2.4L Tigershark MultiAir2 I-4 gas engine, 178 hp/174 lb-ft of torque, EPA estimated 21 city/29 hwy mpg⁽⁸⁾

FWD transaxle – Standard

Seating for 5 occupants – Standard

ALL PROMASTER CITY MODELS

16-inch steel wheels – Standard

60/40 split rear doors – Standard

Choice of 2 other wheel styles – Available

Uconnect® 5.0 radio – Standard on Tradesman® SLT, available on Tradesman trim level

GPS Navigation – Available, all trim levels (requires RA5 radio)

Rear Back-Up Camera Group – Available, all models (requires RA2 radio on Tradesman trim level)

SiriusXM® Satellite Radio⁽⁶⁾ – Available, all models (requires RA2 radio on Tradesman trim level)

Trailer Tow Group – Available, all models

Maximum towing up to 2,000-lb⁽¹⁴⁾ (Cargo Van), 1,867-lb (Passenger Wagon)

SAFETY & SECURITY

Electronic Stability Control (ESC)⁽³⁾ system includes Antilock Brake System (ABS), All-Speed Traction Control, Brake Assist, Hill Start Assist, Electronic Roll Mitigation, Trailer Sway Damping, Brake-Lock Differential – Standard

All-Speed Traction Control – Standard

Brake-Lock Differential – Standard

Brake Assist – Standard

“Follow-Me-Home” headlamp function, with preset illumination – Standard

Battery saver, shuts off all interior lighting after 15 minutes – Standard

Daytime running headlamps – Available, all trim levels

7 air bags⁽²⁾ – All models

Speed-sensitive power locks – Standard



SPECIFICATIONS*

Body Type	Engine	Transmission
	2.4L MultiAir [®] 2 I-4	9-speed Automatic (FWD)
Cargo Van	•	•
Passenger Wagon	•	•

• = Standard.

Maximum Payload and Towing Capacities*	Tradesman [®] Cargo Van	Tradesman SLT Cargo Van	Wagon	SLT Wagon
GVWR (lb)	5,395	5,395	5,395	5,395
GCWR (lb)	5,900	5,900	5,900	5,900
Curb Weight (lb)	3,512	3,512	3,682	3,682
Maximum Payload (lb)	1,883	1,883	1,713	1,713
Maximum Towing (lb)	2,000	2,000	1,867	1,867

*Based on 2016MY vehicle information.

DIMENSIONS*

	Tradesman Cargo Van	Tradesman SLT Cargo Van	Wagon	SLT Wagon
Wheelbase (in)	122.4	122.4	122.4	122.4
Overall Body Length (in)	187.1	187.1	187.1	187.1
Vehicle Width including Mirrors (in)	84.6	84.6	84.6	84.6
Overall Height (in)	74.2	74.2	74.2	74.2
Leg Room (in)	1 st -row	40.8	40.8	40.8
	2 nd -row	–	–	36.8
Head Room (in)	1 st -row	45.8	45.8	45.8
	2 nd -row	–	–	44.0
Hip Room (in)	1 st -row	52.8	52.8	52.8
	2 nd -row	–	–	59.2
Cargo Volume (cu ft) (behind 2 nd -row seats on Wagon)	131.7	131.7	74.1	74.1
– With 2 nd -row seats folded	–	–	101.7	101.7

	Tradesman Cargo Van	Tradesman SLT Cargo Van	Wagon	SLT Wagon
Width between Rear Wheel Wells (in)	48.4	48.4	48.4	48.4
Load Floor Length (in) (behind 2 nd -row seats/ 2 nd -row seats folded on Wagon)	87.2	87.2	45.6/68.7	45.6/68.7
Cargo Height (in)	51.8	51.8	48.7	48.7
Maximum Width Side Panel (in)	60.4	60.4	57.6	57.6
Rear Lift-in Height (in)	23.3	23.3	23.8	23.8
Side Door Step-in Height (in)	21.5	21.5	19.3	19.3
Rear Cargo Doors (in)	Opening Width	48.6	48.6	48.6
	Opening Height	47.4	47.4	46.4
Side Sliding Doors (in)	Opening Width	25.8	21.2	21.2
	Opening Height	43.6	42.7	42.7
Turning Circle (ft)	42	42	42	42

*Based on 2016MY vehicle information; subject to change.

STANDARD FEATURES AND OPTIONS	Tradesman[®] Cargo Van	Tradesman SLT Cargo Van	Wagon	SLT Wagon
CPOS Package	2TC	2TD	2TA	2TB
Engine/Transmission				
2.4L MultiAir [®] 2 I-4 (ED6)/9-speed Automatic (DFH)	24C	24D	24A	24B
Mechanical Features				
Alternator – 160-amp (BAB)	•	•	•	•
Battery – 700-amp maintenance-free (BC8)	•	•	•	•
Brakes – 4-wheel antilock (BGK)	•	•	•	•
Fuel Tank – 16-gallon (NFZ)	•	•	•	•
Tire Service Kit (XAH)	•	•	•	•
Vehicle Tracking System (XDJ)	0	0	0	0
Exterior Features				
Bodyside Molding – Black (MJA)	•	•	•	•
Bumpers – Front and rear Black (MLM)	•		•	
– Body-color (MLA)		•		•
Daytime Running Lights (LMK)	0	0	0	0
Doors – Rear hinged doors with fixed glass and sliding side doors with vented glass for Wagon model (GC4)			•	•
– Rear hinged doors with fixed glass and sliding side doors with vented glass for Cargo model (GC3)	0	0		
– Rear hinged doors with fixed glass (GC2)	0	0	•	•
– Side sliding right door with vented glass (passenger side only)/packaged with rear hinged doors with fixed glass and sliding side doors with vented glass (GKC)	0/P	0/P		
– Side sliding left door with vented glass (driver side only)/packaged with rear hinged doors with fixed glass and sliding side doors with vented glass (GKH)	0/P	0/P		
– Rear doors with 180-degree opening (GLE)	•	•	•	•
– Side and rear doors with solid panels (GC1)	•	•		
Fog Lamps – Front (requires Lights and Wheels Group) (LNJ)		P		P
Glass – Deep-tint (not available with side sliding rear doors with solid panels on Cargo Vans (GEG)	0	P	0	•
Headlamps – Halogen (LMA)	•	•	•	•
Mirrors – Manual remote adjustable (GTZ)	•		•	
– Power-adjustable, folding, heated with body-color caps (GTS)		•		•

	Tradesman [®] Cargo Van	Tradesman SLT Cargo Van	Wagon	SLT Wagon
CPOS Package	2TC	2TD	2TA	2TB
Roof Rack – Side Rails (MWE)	0	0	0	0
Roof Rack Cross Bars (requires Roof Rack Side Rails) (MWF)	0	0	0	0
Cross Bars - 3-bar utility (not available with Roof Rack Side Rails) (MWM)	0	0	0	0
Splash Guards – Set (MKN)	0	0	0	0
Tires – 215/55R16XL BSW All-Season (TMC)	•	•	•	•
Wheels – 16-inch steel painted Silver with center cap (WDL)	•		•	
– 16-inch steel painted Black with full wheel covers (WCS)	0	•	0	•
– 16-inch aluminum (requires Lights and Wheels Group) (WDN)		P		P
Interior Features				
Air Conditioning (HAA)	•	•	•	•
Cargo Area Lighting – LED (LCP)	0	0		
Door Locks – Power, speed-sensitive (JPH)	•	•	•	•
Floor Mats – Front and rear carpet (CLE)			0	0
– Front and rear slush (CLF)			0	0
– Front carpet (CLC)	0	0		
– Front slush (CLY)	0	0		
Lighting – Map/courtesy/cargo lamps (LBC)	•	•	•	•
Seats – 60/40 Fold-and-Tumble 3-person rear bench (CFF)			•	•
– Cloth low-back bucket with manual adjuster (*B7)	•		•	
– Heated front (included with Popular Equipment Group) (JPM)		P		P
– Premium cloth bucket with driver-side manual lumbar and height adjusters (*C7)		•		•
Speed Control (NHM)	0	•	0	•
Steering Column – Tilt/telescoping (SUD)	•	•	•	•
Steering Wheel (SCK)	•		•	
– Leather-wrapped (included with Uconnect [®] 5.0 radio) (SCG)	P	•	P	•
Windows – Front, power with 1-touch up/down (JP3)	•	•	•	•
– 2 nd -row power (included with Popular Equipment Group) (JPG)		P		•

	Tradesman [®] Cargo Van	Tradesman SLT Cargo Van	Wagon	SLT Wagon
CPOS Package	2TC	2TD	2TA	2TB
Multimedia				
Mopar [®] Web ⁽¹⁰⁾ WiFi Hotspot (XJU)	0	0	0	0
Radios – Uconnect [®] 3.0 AM/FM includes Media Hub with USB and auxiliary input (RA1)	•		•	
– Uconnect 5.0 AM/FM with 5.0-inch touchscreen display, Media Hub (with USB and auxiliary input), Integrated Voice Command ⁽¹⁷⁾ with Bluetooth [®] (includes leather-wrapped steering wheel with audio controls on Tradesman models) (RA2)	0	•	0	•
– Uconnect 5.0 AM/FM/NAV with 5-inch touchscreen display, Media Hub (with USB and auxiliary input), GPS Navigation, Integrated Voice Command ⁽¹⁷⁾ with Bluetooth (includes leather-wrapped steering wheel with audio controls on Tradesman models) (RA5)	0	0	0	0
SiriusXM [®] Satellite Radio ⁽⁶⁾ (requires Uconnect 5.0 radio) (RSD)	0	0	0	0
Speakers – 4 (RCD)	•	•	•	•
– 6 (packaged with Popular Equipment Group) (RCG)				P
Safety and Security				
Air Bags ⁽²⁾ – Front driver and passenger (CGT, CGE)	•	•	•	•
– Driver inflatable knee bolster (CGY)	•	•	•	•
– Supplemental front-seat side (CJ1)	•	•	•	•
– Supplemental side-curtain for 1 st and 2 nd row (CJ2)			•	•
– Supplemental side-curtain for 1 st row (CJ4)	•	•		
Back-Up Camera with RV Mirror/Monitor (not available with ParkView [®] Rear Back-Up Camera ⁽⁵⁾) (XH7)	0	0	0	0
DOT-Certified Roadside Safety Kit (ACL)	0	0	0	0
Electronic Stability Control (ESC) ⁽³⁾ – Includes Brake-Lock Differential, Electronic Roll Mitigation, Hill Start Assist, Trailer Sway Damping, Brake Assist and All-Speed Traction Control (BNB)	•	•	•	•
ParkSense [®] Rear Park Assist ⁽⁵⁾ (included with Rear Back-Up Camera Group; not available with Uconnect 3.0 radio) (XAA)	P	P	P	P
ParkView Rear Back-Up Camera ⁽⁵⁾ (included with Rear Back-Up Camera Group; not available with Uconnect 3.0 radio) (XAC)	P	P	P	P
Remote Keyless Entry (GXM)	•	•	•	•
Remote Start System (late availability) (JJL)	0	0	0	0
Tire Pressure Monitoring System – Warning lamp (LAB)	•	•	•	•

	Tradesman [®] Cargo Van	Tradesman SLT Cargo Van	Wagon	SLT Wagon
CPOS Package	2TC	2TD	2TA	2TB
Packages/Equipment Groups				
Cargo Partition Package – No window (includes rear wall trim) (AS1)	0	0		
– With window (includes rear wall trim) (AHA)	0	0		
Lights and Wheels Group – Includes front fog lamps and 16-inch aluminum wheels (AZK)		0		0
Popular Equipment Group – Includes heated front seats, 2 nd -row power window and 6 speakers (Wagon models); not available with sliding side and rear doors with solid panels on Cargo Van models (AJY)		0		0
Rear Back-Up Camera Group – Includes ParkView [®] Rear Back-Up Camera ⁽⁵⁾ and ParkSense [®] Rear Park Assist ⁽⁵⁾ (not available with Uconnect [®] 3.0 radio) (AMV)	0	0	0	0
Rear Wiper/Washer/Defroster Group – Includes rear window defroster and rear window wiper/washer (requires deep-tint sunscreen glass; not available with sliding side and rear doors with solid panels) (AMF)	0	0	0	0
Trailer Tow Group – Includes Class II hitch receiver with 4- and 7-pin wiring harness (AHT)	0	0	0	0

• = Included. 0 = Optional. P = Part of Package.



Powertrain superiority. Impressive and fuel-efficient performance. Groundbreaking suspensions. For 2017, Ram 1500 assets continue with the **3.6L Pentastar V6 VVT** mated to the **TorqueFlite eight-speed Automatic transmission**; the combination delivers fuel efficiency that can reach up to **25 mpg hwy**.⁽⁸⁾ The breakthrough available **3.0L EcoDiesel V6 turbo** churns out **420 lb-ft of torque and up to 29 mpg**⁽⁸⁾ on 4x2 HFE-equipped models – with cost-effective oil change intervals up to 10,000 miles. Ram 1500 tops it off with the **legendary 5.7L HEMI V8: 395 hp with 410 lb-ft of torque and towing capability up to 10,620 lb**.⁽¹⁴⁾ Further available features include the **Active-Level Four-Corner Air Suspension System** and versatile **RamBox Cargo Management System**. With its **five-link coil spring rear suspension** – enabling outstanding structural capability, refined road manners and an exceptionally comfortable ride – **Ram 1500 stands ready to power your fleet.**

PRODUCT HIGHLIGHTS

Available powerplants for the Ram 1500 lineup give your fleet exceptional capability and fuel efficiency:

- The 3.6L Pentastar® V6 with Variable Valve Timing (VVT) and Flex Fuel calibration, mated to the TorqueFlite® 8-speed Automatic transmission – 305 hp and 269 lb-ft of torque – Standard
- The legendary 5.7L HEMI® V8 with VVT and Multi-Displacement System (MDS) Fuel Saver Technology, mated to the 8-speed Automatic – 395 hp and 410 lb-ft of torque – Available
- The 3.0L EcoDiesel V6, a turbocharged clean-burning engine mated to the TorqueFlite 8-speed Automatic transmission – 240 hp and 420 lb-ft of torque – Available

Class IV trailer hitch receiver – Standard on Tradesman®

4- and 7-pin trailer wiring connector – Standard

7-inch Multiview Driver Information Display (DID) – Available

Available Uconnect® radios – Radio 3.0, Uconnect 5.0, 8.4 and 8.4 NAV

AllSecure® Locking System – Available

Ram innovation, measured by strength and performance:

- Active-Level™ 4-Corner Air Suspension System with 5 modes and automatic load leveling – Available
- Active Grille Shutters – Packaged with 8-speed transmission
- 5-link coil spring rear suspension with solid axle – Standard
- RamBox® Cargo Management System – Available
- Pick-up box lighting on all traditional boxes – Available, and also packaged with RamBox

SAFETY & SECURITY

Advanced multistage driver and front-passenger air bags⁽²⁾ and supplemental side-curtain air bags⁽²⁾ for front and rear – Standard

Front and Rear ParkSense®: a smart and invaluable Park Assist System⁽⁵⁾ – Available

Front-seat-mounted side air bags⁽²⁾ – Standard

Trailer Sway Damping⁽³⁾ – Standard

ParkView® Rear Back-Up Camera⁽⁵⁾ – Available

FEATURES

Vinyl floor covering – Standard on Tradesman and gas-powered HFE, available on SLT, Big Horn® and Lone Star models

Remote Start and Security Group – Available

750-amp battery – Available

Under-rail bed liner – Available

ParkSense Rear Park Assist System⁽⁵⁾ – Available on Tradesman models

SiriusXM® Satellite Radio⁽⁶⁾ – Available





DIMENSIONS⁽¹⁾/SPECIFICATIONS⁽²⁾

All Ram Interiors	Regular Cab	Quad Cab	Crew Cab
Head Room (front/rear)	39.9	41.0 / 39.7	41 / 39.9
Hip Room (front/rear)	62.9	63.2 / 62.9	63.2 / 63.2
Shoulder Room (front/rear)	66	66 / 65.7	66 / 65.7
Leg Room (front/rear)	41.0	41.0 / 34.7	41.0 / 40.3
Seating Capacity (max)	3	6	6

All Ram Pickup Boxes ⁽¹⁾	5'7" Box	6'4" Box	8' Box
Number of Stake Pockets (per side)	2	2	3
Back of Cab to Pickup Box	1.0	0.6	0.5
Maximum Length at Floor	67.4	76.3	98.3
Open Tailgate Length	20.1	20.1	20.1
Depth of Box	20.1	20.1	20.1
Box Floor to Top of Cab	43.5	43.6	43.2
Back of Cab to Center of Rear Axle	28.3	36.9	56.7
Cargo Volume ⁽³⁾ (cu. ft.)	45.9	52.4	74.9
Width between Wheelhousings	51	51	51
Stake Pocket Size	2.4 x 1.8	2.4 x 1.8	2.4 x 1.8
Maximum Width Wall-to-Wall	66.4	66.4	66.4

⁽¹⁾All dimensions in inches unless otherwise noted.

⁽²⁾All specifications shown are based on 2016MY vehicle information.

⁽³⁾Does not include allowances for wheelhousings.

POWERTRAINS

Models Engines	Transmissions		Transfer Cases (4x4 models)	
	8HP45 8-speed Automatic	8HP70 8-speed Automatic	Part-time BW 44-45	On-demand BW 44-44
Regular Cab				
3.6L Pentastar® V6 Variable Valve Timing (VVT) 305 hp @ 6,350 rpm 269 lb-ft of torque @ 4,175 rpm	S	N/A	S	O
3.0L EcoDiesel V6 240 hp 420 lb-ft	N/A	S	S	O
5.7L HEMI® V8 with VVT and MDS Fuel Saver Technology 395 hp @ 5,600 rpm 410 lb-ft of torque @ 3,950 rpm	N/A	S	S	O
Quad Cab®				
3.6L Pentastar V6 VVT 305 hp @ 6,350 rpm 269 lb-ft of torque @ 4,175 rpm	S	N/A	S	O
3.0L EcoDiesel V6 240 hp 420 lb-ft	N/A	S	S	O
5.7L HEMI V8 with VVT and MDS Fuel Saver Technology 395 hp @ 5,600 rpm 410 lb-ft of torque @ 3,950 rpm	N/A	S	S	O
Crew Cab				
3.6L Pentastar V6 VVT 305 hp @ 6,350 rpm 269 lb-ft of torque @ 4,175 rpm	S	N/A	S	O
3.0L EcoDiesel V6 240 hp 420 lb-ft	N/A	S	S	O
5.7L HEMI V8 with VVT and MDS Fuel Saver Technology 395 hp @ 5,600 rpm 410 lb-ft of torque @ 3,950 rpm	N/A	S	S	O

S = Standard. O = Optional. N/A = Not Available.

DIMENSIONS⁽¹⁾/SPECIFICATIONS⁽²⁾ RAM 1500 (SWB/LWB)

	Regular Cab 4x2	Regular Cab 4x4	Quad Cab 4x2	Quad Cab 4x4	Crew Cab 4x2 / 4x4	Crew Cab 4x2 / 4x4
Exterior						
Wheelbase	120.5 / 140.5	120.5 / 140.5	140.5	140.5	140.5	149.4
Box Length (ft)	6' 4" / 8'	6' 4" / 8'	6' 4"	6' 4"	5' 7"	6' 4"
Overall Length including Rear Bumper	209 / 231	209 / 231	229	229	229	237.9
Overall Height – Empty (SB/LB)	73.4 / 74.3	73.3 / 74.1	73.9	74.8	73.9 / 74.8	75.1 / 75.8
Overall Width	79.4	79.4	79.4	79.4	79.4	79.4
Track (front/rear)	68 / 67.5	68/67.5	68 / 67.5	68 / 67.5	68 / 67.5	68 / 67.5
Tailgate Load Height	32.2	33	32.1	32.1	32.9	34.7
Max GVWR (lb)	6,350 / 6,600	6,350 / 6,600	6,950	6,950	6,950	6,950
Max Payload (lb)	1,600 / 1,880	1,560 / 1,690	1,890	1,710	1,830 / 1,640	1,690 / 1,500
Fuel Tank Capacity (gal)	26 / 32	26 / 32	26 / 32	26 / 32	26 / 32	26 / 32
	Powertrain		4x2		4x4	
	3.6L V6 with 8-speed		17 / 25		16 / 23	
Fuel Economy (city/highway) ⁽³⁾	3.0L EcoDiesel V6 240 hp 420 lb-ft with 8-speed		20 / 28 21 / 29 (HFE only)		19 / 27	
	5.7L with 8-speed		15 / 22		15 / 21	

SWB/LWB = Short Wheelbase/Long Wheelbase. SB/LB = Short Box/Long Box.

⁽¹⁾All dimensions are in inches unless otherwise noted.

⁽²⁾All specifications shown are based on 2016MY vehicle information.

⁽³⁾Manufacturer's estimate. Depending on powertrain combination; will vary depending on driving habits.

	HFE EcoDiesel Quad Cab®	Tradesman® Reg/Quad/Crew	Express Reg/Quad/Crew	SLT Reg/Quad/Crew	Big Horn®/Lone Star Reg/Quad/Crew	Rebel Crew Cab	Sport Reg/Quad/Crew	Laramie® Quad/Crew	Laramie Longhorn® Crew Cab	Limited Crew Cab
	E	B	J	G	S/R	W	L	H	K	V
CPOS Package										
Engine/Transmission										
3.6L Pentastar® Flex Fuel 24V Variable Valve Timing (VVT) V6/ 8HP45 8-speed Automatic (ERB/DFL)		22B	22J	22G	22 S/R	22W		22H		
5.7L HEMI® V8 with VVT and Fuel Saver Technology/8HP70 8-speed Automatic (Regular Cab and Crew Cab) (EZH/DFK)		26B	26J	26G	26 S/R	26W	26L	26H	26K	26V
5.7L HEMI V8 with VVT and Fuel Saver Technology/8HP70 8-speed Automatic (Quad Cab only) (EZH/DFD)		27B	27J	27G	27 S/R		27L	27H		
3.0L EcoDiesel V6/8HP70 8-speed Automatic (EXF/DFD)	28E	28B		28G	28 S/R			28H	28K	28V
Mechanical Features										
Active Grille Shutters (included with 8-speed Automatic transmission) (MDX)	•	P	P	P	P		P	P	P	P
Alternator – 160-amp (BAB)		•	•	•	•	•	•	•	•	•
– 180-amp (included with V8 if Fleet option 4FM is ordered) (BAD)		P	P	P	P	P	P	P	P	P
– 230-amp (included with EcoDiesel V6) (BAM)	•	P		P	P			P	P	P
Axle – 3.21 ratio (not available with EcoDiesel V6) (DMC)		•	•	•	•	O/•	•	•	•	•
– 3.55 ratio (included with EcoDiesel V6; not available with HEMI V8 with 8-speed transmission; included with Trailer and Traction Group with gas V6) (DMD)	•	O/P	•	O/P	O/P			O/P	O/P	O/P
– 3.92 ratio (included with 4x2 R/T; included with Trailer and Traction Group if equipped with HEMI V8 or EcoDiesel) (DMH)		O	O	P	O	•	O/P	O	O	O
– Antispin rear differential (included with R/T 4x2; included with Trailer and Traction Group) (DSA)		O	O	P	O	•	O/P	O	O	O
Battery – 730-amp (BCN)		•	•	•	•	•	•	•	•	•
– 800-amp (included with EcoDiesel V6) (BCF)	•	P		P	P			P	P	P
Engine Block Heater (included with Cold Weather Group if equipped with EcoDiesel) (NHK)	P	O/P	O	O/P	O/P	O	O	O/P	O/P	O/P
Engine Cooling – Heavy-duty (included with HEMI V8) (NMC)		P	P	P	P	P	•	P	•	•
– Maximum-duty (included with EcoDiesel V6) (NMX)	P	P		P	P			P	P	P

	HFE EcoDiesel Quad Cab®	Tradesman® Reg/Quad/Crew	Express Reg/Quad/Crew	SLT Reg/Quad/Crew	Big Horn®/Lone Star Reg/Quad/Crew	Rebel Crew Cab	Sport Reg/Quad/Crew	Laramie® Quad/Crew	Laramie Longhorn® Crew Cab	Limited Crew Cab
	E	B	J	G	S/R	W	L	H	K	V
CPOS Package										
Exterior Features										
Bed Rails – Chrome, tubular, for 5'7" and 6'4" bed sides (not available with RamBox® System, tonneau cover or Mossy Oak® Package) (MEB)				0	0	0	0	0	0	0
Bedliner – Under-rail (XME)		F	F	F	F	F	F	F		
– Spray-in (XMF)		•	0	F	0	0	0	0	•	•
Bed Lighting System – LED, included with RamBox System and Luxury Group (LPL)		0/P	0/P	P	•	P	P	0/P	•	•
Body Model – Regular Cab 6'4" box (61)		0	0	0	0		0			
– Regular Cab 8' box (62)		0		0	0					
– Quad Cab 6'4" box (41)	•	0	0	0	0		0	0		
– Crew Cab 5'7" box (98)		0	0	0	0	•	0	0	0	0
– Crew Cab 6'4" box (91)		0		0	0		0	0	0	0
Body-side Moldings – Chrome (optional with monotone paint only on Laramie) (MJB)				0	0			0		•
Bumpers – Front and rear Black (included with low-volume paint colors) (MB1/MBN)	•	•								
– Front and rear Black powder-coated (MCS/MB5)						•				
– Front and rear painted lower, accent-color (MBA/MBC)										
– Front and rear painted lower, accent-color (MBU/MBV)									•	
– Front and rear Chrome (included with Chrome Appearance Group; included with monotone paint; included with Chrome Bumper Package) (MCT/MBF)		P		•	•			•	P	P
– Rear body-color (MBQ)			•				•			•
Door Handles – Black (included with low-volume paint colors) (MNA)	•	•	•	P	P					
– Body-color (MNK)						•	•			
– Chrome with body-color bezel (MNE)				•	•			•	•	•
Exhaust – Single rear (included with 3.6L V6) (NA)	•	•	•	•	•	P		•		
– Dual rear (included with HEMI® V8 or EcoDiesel V6) (NER)			P		P	P	•	P	•	•

Exterior Features, continued	HFE EcoDiesel Quad Cab®	Tradesman® Reg/Quad/Crew	Express Reg/Quad/Crew	SLT Reg/Quad/Crew	Big Horn®/Lone Star Reg/Quad/Crew	Rebel Crew Cab	Sport Reg/Quad/Crew	Laramie® Quad/Crew	Laramie Longhorn® Crew Cab	Limited Crew Cab
CPOS Package	E	B	J	G	S/R	W	L	H	K	V
Fascia – Front upper, Black (included with low-volume paint) (MCL)	•	•		P	P					
– Front upper, body-color (included with Chrome Bumper Package) (MCM)				•	•			•	•	P
– Front full, body-color (MBP)			•				•			•
Fog Lamps (LNJ/LNV)			•	F	•	•	•	•	•	•
Grille – Black surround, Black hex-link (included with low-volume paint) (MFF)	•	•								
– Black unique Rebel grille (MFM)						•				
– Chrome surround, Black hex-link (included with Chrome Appearance Group) (MFD)		P		•						
– Body-color surround, Black hex-link (included with R/T model) (MFT)			•				P			
– Body-color surround, chrome billet-perf (MFN)							•			
– Chrome surround, chrome billet-perf (MFH)					•					
– Chrome surround, chrome wave-perf (MF1)								•		
– Chrome surround, chrome wave-mesh (MFZ)									•	
– Chrome unique Limited grille (MFJ)										•
Headlamps/Taillamps – Automatic (LMG)	•	•	•	•	•	•	•	•	•	•
– Quad-lens halogen with incandescent taillamps (LME/LA6)	•	•	•	•	•					
– Quad-lens halogen, blackout look, with incandescent taillamps (included with Black Express Group) (MFA/LA6)				P						
– Sport blackout look bifunctional halogen projector with LED turn/running lights and LED taillamps (LMM/LAE)						•	•			
– Premium bifunctional halogen projector with LED turn/running lights (LMC/LAD)								•	•	•
– Auto High-Beam Headlamp Control (included with Convenience Group) (LMS)							P	P	P	•
Mirrors – Manual, Black, 6 x 9-inch (Regular Cab only) (GPU)		•	•							
– Power, heated, folding, Black, 6 x 9-inch (included with Power and Remote Entry Group on Regular Cab Tradesman and Express models) (GT6)	•	P/•	P/•	•		•				
– Manual, folding trailer-tow, Black, 7 x 11-inch (included with Trailer-Tow Mirrors & Brake Group; Regular Cab only) (GPD)		P	P							

Exterior Features, continued	HFE EcoDiesel Quad Cab®	Tradesman® Reg/Quad/Crew	Express Reg/Quad/Crew	SLT Reg/Quad/Crew	Big Horn®/Lone Star Reg/Quad/Crew	Rebel Crew Cab	Sport Reg/Quad/Crew	Laramie® Quad/Crew	Laramie Longhorn® Crew Cab	Limited Crew Cab
CPOS Package	E	B	J	G	S/R	W	L	H	K	V
– 20 x 9-inch polished aluminum (requires monotone paint) (WRT)									O	F
– 22 x 9-inch polished forged aluminum (included with Regular Cab R/T 4x2 model, optional on Crew Cab 4x2) (WPZ)							P/O			
Interior Features										
Air Conditioning – Manual (HAA)	•	•	•	•						
– Dual-Zone Automatic Temperature Control; included with 8.4 radios (Quad Cab and Crew Cab only) (HAF)				P	P	•	•	•	•	•
Cluster – Instrument, with 3.5-inch display screen for Driver Information Display (DID) (JAT)	•	•	•	•						
– Premium instrument, with 7-inch DID (included with Luxury Group) (JA6)				F	•		•	•		
– Premium Rebel instrument, with 7-inch DID (JAJ)						•				
– Premium Laramie Longhorn instrument, with 7-inch DID (JAX)									•	
– Premium Limited instrument, with 7-inch DID (JAV)										•
Console – Full-size floor (included with front bucket seats) (CUP)					P	•	P	P		
– Premium full-size floor with leather-wrapped accents (CVT)									•	•
– Overhead (included with Uconnect® 5.0 radio) (CUN)		P	P	•		•				
– Overhead, with Universal Garage Door Opener (included with Luxury Group) (CV2)					•	P	•	•	•	•
Floor Mats – Front, carpeted (Regular Cab; included with Popular Equipment Group) (CLA)		P	•	•	•		•			
– Front, rubber (Regular Cab) (CLY)		O	O	F			O			
– Front and rear, carpeted (Quad Cab and Crew Cab; included with Popular Equipment Group) (CLE)		P	•	•	•		•	•		
– Front and rear, rubber (Quad Cab and Crew Cab) (CLF/CL3)		O	O	F	O	•	O	O		
– Front and rear, luxury (CLZ/CLL)									•	•
Load Floor – Rear fold-flat (Quad Cab and Crew Cab only; included with premium cloth and leather seats) (CVN)					P	•	P	P	P	P
Memory System – Seats, mirrors, pedals, radio presets (LEV)								•	•	•

Interior Features, continued	HFE EcoDiesel Quad Cab®	Tradesman® Reg/Quad/Crew	Express Reg/Quad/Crew	SLT Reg/Quad/Crew	Big Horn®/Lone Star Reg/Quad/Crew	Rebel Crew Cab	Sport Reg/Quad/Crew	Laramie® Quad/Crew	Laramie Longhorn® Crew Cab	Limited Crew Cab
CPOS Package	E	B	J	G	S/R	W	L	H	K	V
Pedals – Non-adjustable (XA8)	•	•	•	•	•	•				
– Power adjustable (XAP)							•			
– Power adjustable with memory (XAM)								•	•	•
Seats – Manual adjusting driver and front-passenger seats (JP8)	•	•	•	•						
– Seat belt, front, shoulder height-adjustable (CGD/LAX)	•	•	•	•	•	•	•	•	•	•
– Power 10-way driver (included with premium cloth seats) (JRT)					P		P			
– Power 10-way driver and power 6-way passenger (included with *CJ leather seats) (JRM)						•	P			
– Power 10-way driver with memory and power 6-way passenger (included with leather-trimmed seats) (JRF)								P	P	P
– Power 2-way lumbar adjuster (driver seat only) (included with premium cloth or leather-trimmed seats) (JPW)					P	•	P	•	•	•
– Heated, driver and front-passenger, includes heated steering wheel (included with Heated Seats and Wheel Group; included with leather-trimmed seats) (CMA/NHS)					P	•	P	P	P	P
– Ventilated front (included with leather-trimmed seats) (CAJ)							P	P	P	P
– Heated, 2 nd -row, Crew Cab only (included with leather-trimmed bucket seats) (JPZ)								P	P	P
– Vinyl 40/20/40 split-bench front seat with folding front armrest/cup holder, floor-mounted storage tray on Crew Cab (Quad Cab and Crew Cab models include folding rear bench seat trimmed in vinyl) (*TX)	•	•	•							
– Cloth 40/20/40 split-bench front seat, front armrest with cup holder (Quad Cab and Crew Cab models include cloth folding rear bench seat; included with Popular Equipment Group) (*V9)		P	P	•						
– Premium cloth-trimmed 40/20/40 split-bench front seat, front armrest with cup holder, power 10-way driver's seat, power lumbar adjuster, front-seat center cushion storage, 115-volt auxiliary power outlet (Quad Cab and Crew Cab models include 60/40 split-folding rear bench seat with underseat storage and fold-flat load floor storage) (*M9)				F	•					

Interior Features, continued

CPOS Package

	HFE EcoDiesel Quad Cab®	Tradesman® Reg/Quad/Crew	Express Reg/Quad/Crew	SLT Reg/Quad/Crew	Big Horn®/Lone Star Reg/Quad/Crew	Rebel Crew Cab	Sport Reg/Quad/Crew	Laramie® Quad/Crew	Laramie Longhorn® Crew Cab	Limited Crew Cab
	E	B	J	G	S/R	W	L	H	K	V
– Premium cloth-trimmed low-back bucket seats, power 10-way driver’s seat, power lumbar adjuster, full-length floor console, 115-volt auxiliary power outlet (Quad Cab and Crew Cab models include 60/40 split-folding rear bench seat trimmed in cloth with underseat storage and fold-flat load floor storage) (*MJ)				F	O					
– Premium cloth/vinyl-trimmed high-back heated bucket seats with embossed tread pattern, power 10-way driver and 6-way passenger, power lumbar adjuster, full-length floor console, 115-volt auxiliary power outlet (includes 60/40 split-folding rear bench seat trimmed in cloth/vinyl with underseat storage and fold-flat load floor storage) (*N7)						•				
– Premium cloth/vinyl-trimmed high-back heated bucket seats, power 10-way driver’s seat, power lumbar adjuster, full-length floor console, Heated Seats and Wheel Group, 115-volt auxiliary power outlet (Quad Cab and Crew Cab models include 60/40 split-folding rear bench seat trimmed in cloth/vinyl with underseat storage and fold-flat load floor storage) (*AJ)							•			
– Leather-trimmed high-back, heated and ventilated bucket seats, includes power 10-way driver and power 6-way passenger, power lumbar adjuster, full-length floor console, 115-volt auxiliary power outlet (Quad Cab and Crew Cab models include 60/40 split-folding rear bench seat trimmed in vinyl with underseat storage and fold-flat load floor storage; not available on Regular Cab) (*CJ)							O			
– Leather-trimmed 40/20/40 split-bench heated and ventilated front with power 10-way/memory for driver and power 6-way passenger, power lumbar adjuster, front-seat center cushion storage and folding center armrest with cup holder, 115-volt auxiliary power outlet (Quad Cab and Crew Cab models include 60/40 split-folding rear bench seat trimmed in vinyl with underseat storage and fold-flat load floor storage) (*VL)								•		
– Leather-trimmed high-back, heated and ventilated bucket seats, includes power 10-way driver and power 6-way passenger, power lumbar adjuster, full-length floor console, 115-volt auxiliary power outlet and heated 2 nd -row seats on Crew Cab models (Quad Cab and Crew Cab models include 60/40 split-folding rear bench seat trimmed in vinyl with underseat storage and fold-flat load floor storage) (*GJ)								O		

Interior Features, continued

	HFE EcoDiesel Quad Cab®	Tradesman® Reg/Quad/Crew	Express Reg/Quad/Crew	SLT Reg/Quad/Crew	Big Horn®/Lone Star Reg/Quad/Crew	Rebel Crew Cab	Sport Reg/Quad/Crew	Laramie® Quad/Crew	Laramie Longhorn® Crew Cab	Limited Crew Cab
	E	B	J	G	S/R	W	L	H	K	V
CPOS Package										
– Premium leather with laser-etched design, high-back heated and ventilated bucket seats, includes power 10-way driver and power 6-way passenger, power lumbar adjuster, premium full-length floor console, 115-volt auxiliary power outlet, heated 2 nd -row seats; includes 60/40 split-folding premium leather with laser-etched design rear bench seat with underseat storage (available only in Canyon Brown) (*XJ)									•	
– Premium leather high-back, heated and ventilated bucket seats, includes power 10-way driver and power 6-way passenger, power lumbar adjuster, premium full-length floor console, 115-volt auxiliary power outlet, heated 2 nd -row seats; includes 60/40 split-folding premium leather rear bench seat with underseat storage and fold-flat load floor storage (available in Canyon Brown or Cattle Tan) (*DJ)									0	
– Premium leather high-back, heated and ventilated bucket seats, includes power 10-way driver and power 6-way passenger, power lumbar adjuster, premium full-length floor console, 115-volt auxiliary power outlet, heated 2 nd -row seats; includes 60/40 split-folding premium leather rear bench seat with underseat storage and fold-flat load floor storage (available only in Black) (*UL)										•
Steering Wheel – Urethane (SCF)	•	•	•	•						
– Leather-wrapped with audio control buttons (included with Luxury Group) (SCV/SCB)					•	•	•	•		
– Leather-wrapped, genuine wood, heated, with audio control buttons (SC3)									•	•
– Heated (included with Heated Seats and Wheel Group) (NHS)					P	•	P	•	•	•
Storage – Front-seat center cushion (included with optional CD player, included with *M9 and *VL seats) (CVH)	P	P	P	P	P			P		
– Front, behind the seats (Regular Cab only) (CU3)		•	•	•	•		•			
– Rear, in-floor bins, 2 with removable liners (Crew Cab only) (CB9)		•	•	•	•	•	•	•	•	•
– Rear, underseat compartment (Quad Cab and Crew Cab models only) (CUE)	•	•	•	•	•	•	•	•	•	•
– Dual glove boxes with closing doors (NA)				•	•	•	•	•	•	•
Sunroof – Power (Quad Cab and Crew Cab models only) (GWA)				F	0	0	0	0	0	0

Interior Features, continued	HFE EcoDiesel Quad Cab®	Tradesman® Reg/Quad/Crew	Express Reg/Quad/Crew	SLT Reg/Quad/Crew	Big Horn®/Lone Star Reg/Quad/Crew	Rebel Crew Cab	Sport Reg/Quad/Crew	Laramie® Quad/Crew	Laramie Longhorn® Crew Cab	Limited Crew Cab
CPOS Package	E	B	J	G	S/R	W	L	H	K	V
Windows – Manual (Regular Cab only) (JF8)		•	•							
– Power, front with driver’s 1-touch down (Regular Cab only; included with Power and Remote Entry Group) (JPY)		P	P	•	•		•			
– Power, front and rear with driver’s 1-touch down and up (Quad Cab and Crew Cab models only) (JP3)	•	•	•	•	•	•	•	•	•	•
– Rear back light, fixed (standard on Regular Cab models) (GJD)	•	•	•	•	•		•			
– Rear back light, sliding (Regular Cab only) (GFD)		O	O	O	O		O			
– Rear back light, power sliding (Quad Cab and Crew Cab models only) (GFE)				•	•	•	•	•	•	•
– Rear defroster (with fixed glass or power sliding rear back light only) (GFA)		F	F	F	O	O	O	O	O	•
Uconnect® Multimedia										
Connectivity – Auxiliary input jack for mobile devices (RSU)	•	•	•	•	•	•	•	•	•	•
– USB 1.5-amp fully functioning port (RSX)	•	•	•	•	•	•	•	•	•	•
– USB 2.5-amp charging-only port (included with *V9, *M9, *MJ seats and Uconnect 5.0 radio) (RS3)		P	P	P	P	•	•	•	•	•
Radios – Radio 3.0 AM/FM (RA1)	•	•	•							
– Uconnect 3.0 AM/FM/Bluetooth® Voice Command ⁽¹⁷⁾ (UA1)		O	O							
– Uconnect 5.0 AM/FM/Bluetooth (included with Black Express Group) (RA2)		O	O/P	•						
– Uconnect 8.4 AM/FM/Bluetooth/Access ⁽²⁷⁾ (RA3)				O	•	•	•	•		
– Uconnect 8.4 NAV AM/FM/Bluetooth/Access ⁽²⁷⁾ /NAV (RA4)				F	O	O	O	O	•	•
Radio Controls – Steering wheel-mounted audio controls (included with leather-wrapped steering wheel) (RDZ)					P	•	P	P	P	P
Single-Disc CD Player (RH1)	O	O	O	O	O	O	O	O	O	O
SiriusXM® Satellite Radio ⁽⁶⁾ – Included with Popular Equipment Group (RSD)		F/P	F/P	•	•	•	•	•	•	•
SiriusXM Traffic ⁽⁶⁾ – Included with Uconnect 8.4 NAV radio (RSS)				P	P	P	P	P	P	P
SiriusXM Travel Link ⁽⁶⁾ – Included with Uconnect 8.4 NAV radio (RSM)				P	P	P	P	P	P	P

Uconnect® Multimedia, continued	HFE EcoDiesel Quad Cab®	Tradesman® Reg/Quad/Crew	Express Reg/Quad/Crew	SLT Reg/Quad/Crew	Big Horn®/Lone Star Reg/Quad/Crew	Rebel Crew Cab	Sport Reg/Quad/Crew	Laramie® Quad/Crew	Laramie Longhorn® Crew Cab	Limited Crew Cab
CPOS Package	E	B	J	G	S/R	W	L	H	K	V
Speaker System – 6, standard (RCG)	•	•	•	•	•	•	•			
– Premium I; 7 speakers and 8-channel amplifier (Regular Cab only) (RCK)				F			•			
– Premium II; 10 speakers including a subwoofer and 12-channel amplifier (included with Premium Sound Group or Black Sport Group; Quad Cab and Crew Cab models only) (RC3)					O	O	P	•	•	•
Uconnect Access ⁽²⁷⁾ – Requires Uconnect 8.4 radios (RS7)				P	P	P	P	P	P	P
Uconnect Bluetooth® Connectivity – Includes hands-free phone, ⁽¹⁷⁾ Streaming Audio, Voice Command ⁽¹⁷⁾ and Text Message Reader ⁽⁷⁾ (included with Uconnect 3.0, 5.0, 8.4 and 8.4 NAV radios) (XRB)		P	P	P	P	P	P	P	P	P
Safety and Security										
Air Bags ⁽²⁾ – Advanced multistage front (CG3)	•	•	•	•	•	•	•	•	•	•
– Supplemental side-curtain (CGS)	•	•	•	•	•	•	•	•	•	•
– Supplemental front-seat side-mounted (CJ1)	•	•	•	•	•	•	•	•	•	•
Brakes – Power-assisted 4-wheel antilock disc (BRT)	•	•	•	•	•	•	•	•	•	•
Electronic Stability Control (ESC) ⁽³⁾ – Includes 4-wheel ABS, Brake Assist, All-Speed Traction Control, Rain Brake Support, Ready Alert Braking, Electronic Roll Mitigation (ERM), Hill Start Assist and Trailer Sway Damping ⁽³⁾ (BNB)	•	•	•	•	•	•	•	•	•	•
ParkSense® Rear Park Assist ⁽⁵⁾ (XAA)		F		F		•				
ParkSense Front and Rear Park Assist ⁽⁵⁾ – Not available on Regular Cab (included with Rear Camera and Park Assist Group) (XAG)					•		O	O	•	•
ParkView® Rear Back-Up Camera ⁽⁵⁾ – With dynamic grid lines (included with Rear Camera and Park Assist Group; grid lines not available with 3.0 radios) (XAC)		O	O	O	•	O/P	•	•	•	•
Remote Keyless Entry with AllSecure® – Controls for power door locks, tailgate and RamBox® System (when equipped), illuminated entry system, panic alarm; includes 2 transmitters (included with Popular Equipment Group and Power and Remote Entry Group) (GXM)		P/F	P	•	•	•	•	•	•	•
Remote Start System – Included with Remote Start and Security Group (XBM)		P	P	P	•	•	•	O	•	•

Packages/Equipment Groups, continued

	HFE EcoDiesel Quad Cab®	Tradesman® Reg/Quad/Crew	Express Reg/Quad/Crew	SLT Reg/Quad/Crew	Big Horn®/Lone Star Reg/Quad/Crew	Rebel Crew Cab	Sport Reg/Quad/Crew	Laramie® Quad/Crew	Laramie Longhorn® Crew Cab	Limited Crew Cab
CPOS Package	E	B	J	G	S/R	W	L	H	K	V
Popular Equipment Group – Includes cloth 40/20/40 bench seat, carpeted flooring, remote keyless entry, floor mats and SiriusXM® Satellite Radio ⁽⁶⁾ (included with Black Express Group) (AJY)		0	0/P							
Power and Remote Entry Group – Includes premium vinyl door trim, remote keyless entry, foldaway Black power, heated mirrors, power windows with front 1-touch down and power locks (Regular Cab only; included with Black Express Group) (AJH)		0	0/P							
Premium Sound Group – Includes Premium Surround Sound Speaker System (Quad Cab and Crew Cab only) (ANF)							0			
Protection Group – Includes tow hooks, front suspension and transfer case skid plates (4x4 models only) (ADB)		0		F	0	0		0	0	
Rear Camera and Park Assist Group – Includes ParkSense® Front and Rear Park Assist ⁽⁵⁾ and ParkView® Rear Back-Up Camera ⁽⁵⁾ (AMV)						•				
Remote Start and Security Group – Includes security alarm and Remote Start System (AJB)		F	F	F			0			
R/T Package – Includes 3.92 axle ratio and antispin differential, P285/45R22 BSW All-Season tires, 22 x 9-inch forged polished aluminum wheels and Sport performance hood (Regular Cab 4x2 6'4"-box models only) (NA)							•			
Trailer and Traction Group – Includes Trailer-Tow Mirrors & Brake Group, 3.92 axle ratio with HEMI® V8 or EcoDiesel V6, or 3.55 axle ratio with Pentastar® V6 (AAR)					0					
Trailer-Tow Mirrors & Brake Group – Includes electronic trailer brake controller, Class IV hitch receiver and 7 x 11-inch trailer-tow mirrors (included with Trailer and Traction Group) (AHC)		0	0	F/P	0	0	0	0	0	0

• = Standard. 0 = Optional. P = Part of package. F = Fleet only option
Note: some features and/or applications may be late availability.



Exceptional work demands exceptional vehicles – and the **Ram 1500 Special Service vehicle meets the need, thanks to formidable towing and hauling capability**, and the inclusion of the available **RamBox Cargo Management System**. Now factor in the **legendary 5.7L HEMI V8, a 220-amp alternator**, special certified instrument-panel cluster – and much more. The available, innovative and groundbreaking **RamBox system includes two factory-installed side cargo bins, bed extender/divider and adjustable cargo rails**. Standard Electronic Stability Control (ESC)⁽³⁾ System offers impeccable handling, maneuvering, braking and road manners, with top-tier capability when trailering and hauling. Whether protecting our cities, small towns or national borders, **this Ram 1500 is ready for service.**

PRODUCT HIGHLIGHTS

Legendary 5.7L HEMI® V8 with Variable Valve Timing (VVT) and Multi-Displacement System (MDS) Fuel Saver Technology – Standard

RamBox® Cargo Management System – 2 lockable and illuminated side cargo bins with bed extender/divider and adjustable tie-down cleats – Available

65RFE 6-speed Automatic transmission – Standard

3.92 rear axle ratio – Available

Antispin rear differential – Available

Part-time 4-Wheel-Drive System – Standard

Power adjustable pedals – Available

Remote keyless entry – Standard

Electronic power steering – Standard

Quad-halogen headlamps – Standard

Rear window defroster – Available

Uconnect® 3.0 AM/FM radio

Uconnect 5.0 AM/FM/Bluetooth® radio – Available

Sharp exterior styling, including treatments to the grille, front bumper and upper fascia

Tri-fold tonneau cover – Available

17-inch steel wheels, painted Argent

SiriusXM® Satellite Radio⁽⁶⁾ with 1-year complimentary service by Sirius – Available

SAFETY & SECURITY

ESC⁽³⁾ System – Includes ABS, Rain Brake Support, Ready-Alert Braking, Electronic Roll Mitigation, Brake Assist, Hill Start Assist and Trailer Sway Damping – Standard

ParkView® Rear Back-Up Camera⁽⁵⁾ – Available

Supplemental front-seat-mounted side air bags⁽²⁾ and supplemental side-curtain air bags⁽²⁾ for the 1st and 2nd rows – Standard

Remote Keyless/Illuminated Entry – Standard

Remote Start System – Available

Security alarm – Available

Sentry Key® anti-theft engine immobilizer – Standard

Tire Pressure Monitoring System with display – Standard

FEATURES

SiriusXM Satellite Radio⁽⁶⁾ – Available

10-way power driver's seat – Standard

Daytime running lamps – Available



STANDARD ON 2017 RAM 1500 SPECIAL SERVICE

- CPOS Package 25D

MECHANICAL FEATURES

- Alternator – 220-amp
- Axle – 3.55 ratio
- Bed Rail Caps – Top covers for bed sides
- Body Model – Crew Cab with 5'7" box
- Engine Cooling – Heavy-duty
- Fuel Tank – 26-gallon
- Glass – Tinted windows
- Shock Absorbers – Heavy-duty, front and rear
- Smart Start Control – Prevents starter operation while engine is running
- Stabilizer Bars – Front and rear
- Steering – Electronic power rack and pinion
- Suspensions – Front: upper and lower A-arms, coil springs, twin-tube shocks; rear: 5-link, coil springs, twin-tube shocks
- Tailgate – Locking, removable, with lift assist
- Tires – P265/70R17 BSW All-Season
- Transfer Case – Electronic part-time
- Wheels – 17- x 7-inch steel, painted Argent

INTERIOR FEATURES

- Assist Handles – Driver- and passenger-side
- Cluster – Instrument with certified speedometer
- Colors – Interior trim in Black/Diesel Gray
- Lighting – Ambient, for switches and interior mirror; Blue LED courtesy, incandescent dome light
- Mirrors, Interior – Rearview manual day/night
- Pedals – Non-adjustable
- Power Accessory Delay
- Power Outlets – 2 12-volt auxiliary; 1 15-volt auxiliary
- Seats – 10-way power driver
– Cloth bucket front seats with 10-way power adjustment for driver, center-console delete, folding rear bench seat trimmed in vinyl
- Steering – Tilt column
- Storage – 2 rear in-floor storage bins with removable liners; 1 rear underseat compartment
- Tip Start – 1-step starting feature
- Turn Signals – 1-touch, 3-blink lane-change feature

STANDARD

- **Special Service Group** – 5.7L HEMI V8 with 6-speed Automatic transmission, 220-amp alternator, *D5 cloth bucket front seats with rear vinyl bench seat, engine oil cooler, additional key fob, remote keyless entry, color-keyed instrument-panel bezel, special certified instrument-panel cluster, fixed rear window with defrost and auxiliary switches

OPTIONAL

- **Chrome Appearance Group** – Includes chrome front and rear bumpers, chrome grille surround
- **Interior** – 40/20/40 cloth front bench seats with 10-way power adjustment for driver's seat, vinyl rear-folding seat
- **Protection Group** – Includes tow hooks and skid plates for the transfer case and front suspension
- **Remote Start and Security Group** – Includes security alarm and Remote Start System

POWERTRAIN

Engine	Transmission	Transfer Case
5.7L HEMI® V8 with Variable Valve Timing (VVT) and Fuel Saver Multi-Displacement System (MDS) Technology 395 hp @ 6,000 rpm; 410 lb-ft of torque @ 4,400 rpm	6-speed Automatic	BW44-45

S = Standard.

DIMENSIONS⁽¹⁾/SPECIFICATIONS*

Interior	Crew Cab 4x4
Head Room (front/rear)	41/39.9
Hip Room (front/rear)	63.2/63.2
Shoulder Room (front/rear)	66/65.7
Leg Room (front/rear)	41.0/40.3
Seating Capacity (max) (std/opt)	5/6

*All dimensions and specifications are based on 2016 model-year information.

⁽¹⁾All dimensions in inches unless otherwise noted.

DIMENSIONS⁽¹⁾/SPECIFICATIONS*

Exterior	Crew Cab 4x4
Wheelbase	140.5
Box Length (ft)	5'7"
Overall Length with Rear Bumper	229.0
Overall Height (empty)	77.5
Overall Width	79.4
Track (front/rear)	68.2/67.5
Tailgate Load Height	34.9
GVWR (lb) (max)	6,900
Payload (lb) (max)	1,540
Fuel Tank Capacity (gal) (std/opt)	26/32
Fuel Economy (city/highway) ⁽²⁾	13/19

*All dimensions and specifications are based on 2016 model-year information.

⁽¹⁾All dimensions are in inches unless otherwise noted.

⁽²⁾Manufacturer's estimate. Depending on powertrain combination; will vary depending on driving habits.

SPECIAL SERVICE PICKUP BOX⁽¹⁾*

	5'7" Box
Number of Stake Pockets (per side)	2
Cab Back to Pickup Box	0.6
Maximum Length at Floor	67.4
Maximum Length at Floor with Open Tailgate	91.5
Depth of Box	20.1
Box Floor to Top of Cab	43.5
Cargo Volume ⁽²⁾ (cu. ft.)	50.3
Width Between Wheelhousings	51
Stake Pocket Size	2.0 x 1.3
Maximum Width Wall to Wall	66.4

*All dimensions and specifications are based on 2016 model-year information.

⁽¹⁾All dimensions in inches unless otherwise noted.

⁽²⁾Does not include allowances for wheelhousings.



Properly secure all cargo.

Ram 2500/3500 pickups boast **capability to impress** and bring formidable power to the job site.

Ram 2500: standard 5.7-liter HEMI V8, available 6.4-liter HEMI V8 and two available 6.7-liter Cummins Turbo Diesels with “smart” exhaust brake. On **Ram 2500**, a **five-link coil spring rear suspension** delivers outstanding comfort and hauling capability.

Ram 3500: standard 5.7-liter HEMI V8 (SRW), standard 6.4L HEMI V8 on Dually. Available 6.7-liter Cummins Turbos with “smart” exhaust brake; here, strength maxes out with the **High-Output Cummins and its 900 lb-ft of torque**. Add available towing of **31,210 lb⁽¹⁴⁾** – and this pickup delivers all the capability you count on.

Both models: recent frame developments to help enhance gooseneck and fifth-wheel towing and hauling, topped with the available **Auto-Level Rear Air Suspension System**. When only standout strength and capability will do for your fleet, Ram Heavy Duty 2500/3500 pickups stand alone – and stand ready for work.

PRODUCT HIGHLIGHTS

5.7L HEMI® V8 with Variable Valve Timing (VVT) with 383 hp and 400 lb-ft of torque – Standard (2500 and 3500 SRW models)

6.4L HEMI V8 with VVT and Multi-Displacement System (MDS): 410 hp and 429 lb-ft of torque – Available (2500 and 3500)

6.7L Cummins® Turbo Diesel with 6-speed Manual transmission: 350 hp and 660 lb-ft of torque – Available (2500 and 3500)

6.7L Cummins Turbo Diesel with 6-speed 68RFE Automatic transmission: 370 hp and 800 lb-ft of torque – Available (2500 and 3500)

6.7L High-Output Cummins Turbo Diesel with AISIN® 6-speed Heavy-Duty Automatic transmission: 385 hp and 900 lb-ft of torque – Available (3500 only)

Up to 14,000-lb GVWR⁽¹⁴⁾, 39,100-lb GCWR⁽¹⁴⁾ and 31,210-lb⁽¹⁴⁾ max trailer tow rating on 3500⁽¹⁴⁾ – Available (based on 2016 model-year specifications)

6-speed Automatic transmission (66RFE), mated with the 5.7L and 6.4L HEMI V8-equipped 2500 and 3500 models

Diesel Exhaust Fluid (DEF) system – Included with Cummins

B20 biodiesel capability – Included with Cummins

15,000-mile oil change intervals for diesel engine

Fully integrated Electronic Trailer Brake Controller – Available

5-link coil spring rear suspension – Standard, 2500 models

Heavy-duty Hotchkiss® rear suspension for 3500 models – Standard

Auto-Level™ Rear Air Suspension System – Available

Vibrant, full-color 7-inch Driver Information Display – Available for select models

Automatic Oil Change Monitoring System⁽²⁰⁾ – Standard

Class V trailer hitch – Standard

4- and 7-pin trailer tow harness (connector) – Standard

Full-size spare tire – Standard

17-, 18- and 20-inch wheels – Available

SAFETY & SECURITY

Multistage driver and front-passenger air bags⁽²⁾, supplemental side-curtain⁽²⁾ and side-seat air bags⁽²⁾ – Standard

Enhanced Accident Response System (EARS) – Standard

Tire Pressure Monitoring System with display – Standard (2500 only)

Sentry Key® theft deterrent system – Standard

Dynamic front crumple zones and side-impact door beams – Standard

Electronic Stability Control (ESC)⁽³⁾ System – Standard

Tire Pressure Information System – Standard (3500 models)

ParkSense® Front and Rear Park Assist⁽⁵⁾ – Available

ParkView® Rear Back-Up Camera⁽⁵⁾ – Available

FEATURES

Uconnect® Voice Command Hands-Free Communication System⁽¹⁷⁾ – Available

Pickup Box Lighting – Available

ParkSense® Front and Rear Park Assist⁽⁵⁾ – Available



Property secure all cargo.

STANDARD FOR 2017 RAM 2500/3500 PICKUPS

- 5.7L HEMI® V8 with 383 hp/400 lb-ft of torque – Standard, SRW models
- 6.4L HEMI V8 with 410 hp/429 lb-ft of torque – Standard, 3500 DRW models
- 11.5-inch rear axle
- 66RFE 6-speed Automatic transmission – Standard with all HEMI engines
- 160-amp alternator
- 730-amp maintenance-free battery
- Antilock 4-wheel disc brakes
- Automatic headlamps
- Class V hitch receiver
- Driver- and passenger-side assist handles
- Electronic Stability Control (ESC)⁽³⁾ System – Includes Brake Assist, Electronic Roll Mitigation, Hill Start Assist, Rain Brake Support, Ready Alert Braking, full-function All-Speed Traction Control and Trailer Sway Damping⁽³⁾
- 4- and 7-pin trailer tow harness (connector)
- Locking tailgate
- Power recirculating ball steering
- Tilt steering column
- Tinted glass, all windows
- Variable/intermittent windshield wipers

POWERTRAINS

Models	Engines	Transmissions				Transfer Cases (4x4 models)	
		6-speed Auto 66RFE	6-speed Manual G56	6-speed Auto 68RFE	6-speed AISIN® Auto AS69RC	Manual Part-time BW 44-47	Electronic Part-time BW 44-46
Regular Cab	5.7L HEMI V8 with Variable Valve Timing (VVT) 383 hp @ 5,600 rpm 400 lb-ft of torque @ 4,000 rpm	S	N/A	N/A	N/A	S	O
	6.4L HEMI V8 with VVT/MDS 410 hp 429 lb-ft of torque	S	N/A	N/A	N/A	S	O
	6.7L Cummins® Turbo Diesel 350 hp @ 2,800 rpm 660 lb-ft of torque @ 1,300 – 2,600 rpm	N/A	S	N/A	N/A	S	O
	6.7L Cummins Turbo Diesel 370 hp @ 2,800 rpm 800 lb-ft of torque @ 1,500 – 2,000 rpm	N/A	N/A	S	N/A	S	O
Crew Cab	6.7L High-Output Cummins Turbo Diesel ⁽¹⁾ 385 hp @ 2,800 rpm 900 lb-ft of torque @ 1,600 – 2,000 rpm	N/A	N/A	N/A	S	S	O
	5.7L HEMI V8 with VVT 383 hp @ 5,600 rpm 400 lb-ft of torque @ 4,000 rpm	S	N/A	N/A	N/A	S	O
	6.4L HEMI V8 with VVT/MDS 410 hp 429 lb-ft of torque	S	N/A	N/A	N/A	S	O
	6.7L Cummins Turbo Diesel 350 hp @ 2,800 rpm 660 lb-ft of torque @ 1,300 – 2,600 rpm	N/A	S	N/A	N/A	S	O
Mega Cab®	6.7L Cummins Turbo Diesel 370 hp @ 2,800 rpm 800 lb-ft of torque @ 1,500 – 2,000 rpm	N/A	N/A	S	N/A	S	O
	6.7L High-Output Cummins Turbo Diesel ⁽¹⁾ 385 hp @ 2,800 rpm 900 lb-ft of torque @ 1,600 – 2,000 rpm	N/A	N/A	N/A	S	S	O
	5.7L HEMI V8 with VVT 383 hp @ 5,600 rpm 400 lb-ft of torque @ 4,000 rpm	S	N/A	N/A	N/A	N/A	S
	6.4L HEMI V8 with VVT/MDS 410 hp, 429 lb-ft of torque (2500 Mega Cab) 370 hp, 429 lb-ft of torque (3500 Mega Cab)	S	N/A	N/A	N/A	N/A	S
Mega Cab®	6.7L Cummins Turbo Diesel 350 hp @ 2,800 rpm 660 lb-ft of torque @ 1,300 – 2,600 rpm	N/A	S	N/A	N/A	N/A	S
	6.7L Cummins Turbo Diesel 370 hp @ 2,800 rpm 800 lb-ft ⁽²⁾ of torque @ 1,500 – 2,000 rpm	N/A	N/A	S	N/A	N/A	S
	6.7L High-Output Cummins Turbo Diesel ⁽¹⁾ 385 hp @ 2,800 rpm 900 lb-ft of torque @ 1,600 – 2,000 rpm	N/A	N/A	N/A	S	N/A	S

S = Standard. O = Optional. N/A = Not Available.
⁽¹⁾3500 models only. ⁽²⁾When properly equipped.

CAB DIMENSIONS⁽¹⁾/SPECIFICATIONS⁽²⁾

Ram Interiors	Regular Cab	Crew Cab	Mega Cab
Head Room (front/rear)	39.9	41.0/39.9	41.0/40.3
Hip Room (front/rear)	62.9	63.2/63.2	63.2/63.2
Shoulder Room (front/rear)	66.0	66.0/65.7	66.0/65.7
Leg Room (front/rear)	41.0	41.0/40.3	41.0/43.3
Seating Capacity (persons, max)	3	6	6

Ram Pickup Boxes	6'4" Box	8' Box
Number of Stake Pockets (per side)	2	3
Maximum Length at Floor	76.3	98.3
Overall Length of Box	83.3	105.3
Front of Box to End of Open Tailgate	100.2	120.2
Depth of Box/Open Tailgate	20.1/20.1	20.2/20.2
Center of Rear Axle to Back of Box	40.0	42.0
Cargo Volume ⁽³⁾ (cu. ft.)	57.5	74.9
Width between Wheelhousings	51.0	51.0
Maximum Width Wall-to-Wall	66.4	66.4

⁽¹⁾All dimensions are in inches unless otherwise noted.

⁽²⁾All specifications shown are based on vehicle information available at the time of publication.

⁽³⁾Does not include allowances for wheelhousings.

Mechanical Features, continued	Tradesman [®] Reg/Crew	SLT Reg/Crew/Mega	Big Horn [®] / Lone Star Crew/Mega	Power Wagon [®] Crew	Laramie [®] Crew/Mega	Laramie Power Wagon Crew	Laramie [®] Longhorn [®] Crew/Mega	Limited Crew/Mega
CPOS PACKAGE	2TA	2TG	2TZ/2TY	2TP	2TH	2TJ	2TK	2TM
– 11.5-inch rear axle – 3500 DRW only (included with 6.4L gas engine, diesel/G56 Manual transmission, diesel/68RFE or diesel/AISIN [®] transmission with 3.42 axle ratio) (DRX)	P	P	P		P		P	P
– 11.8-inch rear axle – 3500 DRW only (included with diesel/DF2 transmission with 3.73 and 4.10 axle ratios; optional with DG7 transmission) (DRS)	O/P	O/P	O/P		O/P		O/P	O/P
Battery – 730-amp, maintenance-free (2 required for diesel) (BCN)	•	•	•	•	•	•	•	•
Diesel Exhaust Brake – With “smart” function (included with diesel engine) (NEN)	P	P	P		P		P	P
DOT-Certified Safety Kit – Includes fire extinguisher, 3 reflecting triangles, 2 Red flags and spare fuses (ACL)	O	O	O	O	O	O	O	O
Electronic Upfitter Module – Not available with premium speakers (XXS)	O	O	O	O				
Engine Block Heater – Included with Cold Weather Group on diesel-equipped models (NHK)	O/P	O/P	O/P	O	O/P	O	O/P	O/P
5 th -Wheel/Gooseneck Prep Package – Includes in-box 7-pin harness connector (not available with RamBox [®] System) (AHU)	O	O	O		O		O	O
Fuel Tanks – 18.2-G.G.E. (gasoline gallon equivalent) dual CNG tanks (included with CNG engine) (XXV)	P	P						
– 28-gallon tank (included with Regular Cab models equipped with diesel) (NGC)	P	P						
– 31-gallon tank (included with 6'4" box) (NFT)	•	•	•	•	•	•	•	•
– 32-gallon tank (included with 8' box; standard with CNG engine) (NFX/NG9)	•	•	•		•		•	•
Shocks – Front, heavy-duty (SFB)	•	•	•		•		•	•
– Rear, heavy-duty (SGB)	•	•	•		•		•	•
– Front, performance-tuned (included with Off-Road Package) 2500 only (SFC)	P	P	P		P		P	P
– Rear, performance-tuned (included with Off-Road Package) 2500 only (SGC)	P	P	P		P		P	P
– Front and rear Bilstein [®] gas-charged monotube (included with Power Wagon Package) (NA)	P			•		•		
Skid Plates (4x4) – Transfer case (included with Protection Group, Snowplow Prep Group, Snow Chief Group, Off-Road Package and Power Wagon Package) (XEF)	F/P	F/P	F/P	•	F/P	•	F/P	F/P
– Fuel tank (included with Power Wagon Package) 2500 only (XEE)	P			•		•		
Steering – Power recirculating ball (SBE)	•	•	•	•	•	•	•	•
Suspension – Front, 3-link coil spring suspension (SDB)	•	•	•		•		•	•
– Front, Ram Articulink [™] suspension (included with Power Wagon Package) 2500 only (SD1)	P			•		•		
– Front electronic disconnecting stabilizer bar (included with Power Wagon Package) 2500 only (SHG)	P			•		•		

Exterior Features, continued	Tradesman [®] Reg/Crew	SLT Reg/Crew/Mega	Big Horn [®] / Lone Star Crew/Mega	Power Wagon [®] Crew	Laramie [®] Crew/Mega	Laramie Power Wagon Crew	Laramie [®] Longhorn [®] Crew/Mega	Limited Crew/Mega
CPOS PACKAGE	2TA	2TG	2TZ/2TY	2TP	2TH	2TJ	2TK	2TM
Clearance Lamps – Cab (included with DRW) (LNC)	O/P	O/P	O/P	•	O/P	O	O/P	O/P
– Box and rear fender (included with DRW) (LND)	P	P	P		P		P	P
Door Handles – Black (included with low-volume paint or Black Appearance Group) (MNA)	•	P	P					
– Body-color (included with Sport Appearance Group) (MNK)				•	P			
– Chrome with body-color bezel (NME)		•	•		•	•	•	•
Fog Lamps (Fleet option with Chrome Appearance Group; included with Popular Equipment Group SLT or Power Wagon Package) (LNJ)	F/P	O/P	•	•	•	•	•	•
Grille – Black surround with Black inserts (included with Black Appearance Group) (MFF/MFC)	•		P					
– Chrome surround with Black hex inserts (included in Chrome Appearance Group) (MFD)	P	•						
– Chrome surround with Chrome Billet inserts (MFH)			•					
– Body-color surround with Black inserts (included with Sport Appearance Group) (MFT/MFK)					P			
– Black with Ram lettering (MFM)				•				
– Chrome surround with Chrome wave-perf inserts (MF1)					•	•		
– Chrome surround with Chrome wave-mesh inserts (MFZ)							•	
– Chrome Limited grille (MFJ)								•
Headlamps/Taillamps – Automatic headlamps (LMG)	•	•	•	•	•	•	•	•
– Quad-halogen headlamps/incandescent taillamps (LME/LA6)	•	•	•					
– Black bezel quad-halogen headlamps/incandescent taillamps (included with Black Appearance Group) (MFA/LA6)			P					
– Black Premium projector headlamps/Black premium LED taillamps (included with Sport Appearance Group) (LMM/LAE)				•	P			
– Premium Chrome projector headlamps/premium LED taillamps (LMC/LAD)					•	•	•	•
– Auto High-Beam Headlamp Control (included with Convenience Group) (LMS)					P	P	P	•
Headlamp Filler Panel – Black (included with Power Wagon Package or low-volume paint) (MCJ)	P	P	P	•				
– Body-color (MCM)	•	•	•		•	•	•	•

Exterior Features, continued	Tradesman [®] Reg/Crew	SLT Reg/Crew/Mega	Big Horn [®] / Lone Star Crew/Mega	Power Wagon [®] Crew	Laramie [®] Crew/Mega	Laramie Power Wagon Crew	Laramie [®] Longhorn [®] Crew/Mega	Limited Crew/Mega
CPOS PACKAGE	2TA	2TG	2TZ/2TY	2TP	2TH	2TJ	2TK	2TM
Mirrors – 2500 – Standard size, 6 x 9-inch, Manual (Black; Regular Cab only) (GPU)	•							
– Power/heated (Black; included with Power Accessory Group or Power and Remote Entry Group on Tradesman Regular Cab) (GT6)	P/•	•	•	•				
– Power-folding/heated/puddle/turn/auto-dim (Black; included with Luxury Group) (GUK)		P	P	P				
– Power-folding/heated/puddle/turn/auto-dim/memory (Black; included with Leather & Luxury Group or Sport Appearance Group) (GPL)				P	P			
– Power-folding/heated/puddle/turn/auto-dim/memory (Chrome) (GU4)					•	•	•	•
2500 – Available size, 7 x 11-inch (trailer-tow mirrors, 2-position fold-away with convex edge) Manual (Black; Regular Cab only) (GPD)	0							
– Power/heated/puddle/turn (Black; requires Power Accessory Group or Power and Remote Entry Group on Tradesman Regular Cab) (GPG)	F/O	0	0	0				
– Power/heated/puddle/turn/power-folding (Black; requires Luxury Group) (GP1)		0	0	0				
– Power/heated/puddle/turn/memory/power-folding (Black) (optional with Sport Appearance Group) (GPH)					0			
– Power/heated/puddle/turn/memory/power-folding (Chrome) (GP2)					0	0	0	0
3500 – Standard size, 7 x 11-inch (trailer-tow mirrors, 2-position fold-away with convex edge) Manual (Black; Regular Cab only) (GPD)	•							
– Power/heated/puddle/turn (Black; included with Power Accessory Group or Power and Remote Entry Group on Tradesman Regular Cab) (GPG)	P	•	•					
– Power/heated/puddle/turn/power-folding (Black; included with Luxury Group) (GP1)		P	P					
– Power/heated/puddle/turn/memory/power-folding (Black) (included with Sport Appearance Group) (GPH)					P			
– Power/heated/puddle/turn/memory/power-folding (Chrome) (GP2)					•		•	•
RamBox [®] Cargo Management System – With illuminated, lockable, drainable bins on both bed sides; stowable bed divider/extender; LED Bed Lighting System and Cargo Rail System with adjustable cleats (Short Box only; SRW only; Tradesman model requires remote keyless entry; not available with low-volume paints) (XB9)	0	0	0	0	0	0	0	•
Running Boards – Accent-color (MRM)							•	
Side Steps – Black, cab-length; restricted by vehicle color on select models (MRU)	0	0	0		0			
– Chrome, cab-length; included with monotone Laramie Longhorn (MRT)	0	0	0		0		0/P	
– Chrome, wheel-to-wheel; not available on Regular Cab or DRW (MRA)	0	0	0		0		0	•

Exterior Features, continued	Tradesman® Reg/Crew	SLT Reg/Crew/Mega	Big Horn®/ Lone Star Crew/Mega	Power Wagon® Crew	Laramie® Crew/Mega	Laramie Power Wagon Crew	Laramie® Longhorn® Crew/Mega	Limited Crew/Mega
CPOS PACKAGE	2TA	2TG	2TZ/2TY	2TP	2TH	2TJ	2TK	2TM
Tonneau Cover (not available with Ram 2500 CNG model) (CS7)	O	O	O	O	O	O	O	O
Wheel Flares – Black (included with Off-Road Package or Power Wagon Package) (MMZ)	P			•				
– Body-color (included with Off-Road Package or monotone paint on 2TT or 2TK CPOS) (MML)		P	P		•	•	P	•
– Lower body-color (included with 2-tone paint) (MMJ/MRD)					P		•	
Windshield Wipers – Variable/intermittent (JHA)	•	•	•	•	•	•	•	•
– Rain-sensing (included with Convenience Group) (JHC)					P	P	P	•
Interior Features								
Air Conditioning – Manual (HAA)	•	•	•	•				
– Dual-Zone Automatic Temperature Control (included with 8.4-inch touchscreen radios) (HAF)		P	P	P	•	•	•	•
Auxiliary Instrument Panel Switches – Not available with heated seats or with 3.0 or 5.0 radios (included with Snow Chief Group) (LHL)	O/P	O/P	O/P		O/P		O/P	O/P
Cluster – 3.5-inch, Driver Information Display (DID) (JAT)	•	•	•					
– 3.5-inch, DID (included with CNG engine) (JAJ)	P	P						
– 7-inch, DID (included with Luxury Group) (JA6)		P	P		•	•		
– 7-inch, DID (Power Wagon graphic) (JAY)				P				
– 7-inch, DID (with Laramie Longhorn filigree) (JAX)							•	
– 7-inch, DID (with unique Limited detail) (JAV)								•
Console – Mini floor (included with 6-speed Manual transmission or Manual transfer case) (CUM)	P	P	P	•	P	P		
– Full-size floor (included with bucket seats) (CUP/CVT)		P	P		P		•	•
– Overhead (included with 5.0 radio) (CUN)	P	•	•	•				
– Overhead with Universal Garage Door Opener (included with Luxury Group or Leather & Luxury Group) (CV2)		P	P	P	•	•	•	•
Door Locks – Manual (Regular Cab only) (JE8)	•							
– Power (included with Power Accessory Group or Power and Remote Entry Group on Tradesman Regular Cab) (JPB)	P/•	•	•	•	•	•	•	•
– Keyless Enter 'n Go™ (GX4)					O	O	O	•
Floor Covering – Black vinyl (not available on Mega Cab®) (CKJ)	S	O	O	O				
– Carpet (included with Tradesman Popular Equipment Group) (CKE)	P	•	•	•	•	•	•	•

Interior Features, continued	Tradesman® Reg/Crew	SLT Reg/Crew/Mega	Big Horn®/ Lone Star Crew/Mega	Power Wagon® Crew	Laramie® Crew/Mega	Laramie Power Wagon Crew	Laramie Longhorn® Crew/Mega	Limited Crew/Mega
CPOS PACKAGE	2TA	2TG	2TZ/2TY	2TP	2TH	2TJ	2TK	2TM
Floor Mats – Front, carpeted (Regular Cab only; included with Tradesman Popular Equipment Group; requires carpet floor covering) (CLA)	P	•						
– Front and rear, carpeted (included with Tradesman Popular Equipment Group; requires carpet floor covering) (CLE)	P	•	•		•	•		
– Front, rubber (Regular Cab only; requires carpet floor covering) (CLY)	O	O						
– Front and rear, rubber (CLF)	O	O	O	•				
– Front and rear, luxury (CLZ/CLL)							•	•
Mirrors – Rearview day/night (GNA)	•	•						
– Rearview auto-dimming with video display (included with Luxury Group or ParkView® Rear Back-Up Camera, ⁵ if equipped with 3.0 radio) (GN4)	P							
– Rearview auto-dimming with microphone (included with Luxury Group) (GNK)	P	P	P	•	•	•	•	•
Pedals – Non-adjustable (XA8)	•	•	•	•	•	•		
– Power-adjustable (requires Automatic transmission) (XAP)		O	O	O				
– Power-adjustable with memory (requires Automatic transmission) (XAM)					O	O	•	•
Power Sunroof (not available with Regular Cab) (GWA)		O	O	O	O	O	O	O
Seats – Manually adjustable driver and front-passenger seat (included with *TX,*SX,*V9, *H9 seats) (JP8)	P	P		P				
– Ten-way power driver’s seat and manual front-passenger seat (included with *M9, *MJ, *S9 seats) (JRT)		P	P	P				
– Ten-way power driver’s seat with memory and 6-way power front-passenger seat (included with *ZL, *VL, *GJ, *XJ, *DJ, *UL seats) (JRF)				P	P	P	P	P
– 2-way power lumbar support (included with *M9, *MJ, *S9, *ZL, *VL, *GJ, *XJ, *DJ, *UL seats) (JPW)		P	P	P	P	P	P	P
– Heated front seats (included with Heated Seats and Wheel Group) (CMA)			P	P	•	•	•	•
– Heated 2 nd -row seats (Crew Cab and Mega Cab® only; included with *GJ, *XJ, *DJ, *UL seats) (JPZ)					P		P	P
– Ventilated front seats (included with *ZL, *VL, *GJ, *XJ, *DJ, *UL seats) (CAJ)				P	P	P	P	P
– Vinyl 40/20/40 split-bench front seat with folding front armrest/cup holder, floor-mounted storage tray on Crew Cab (Crew Cab models include folding rear bench seat trimmed in vinyl) (*TX)	•							
– Ram Work-Grade vinyl 40/20/40 split-bench front seat with folding front armrest/cup holder, floor-mounted storage tray on Crew Cab (Crew Cab models include folding rear bench seat trimmed in vinyl) (*SX)	O	F						
– Cloth 40/20/40 split-bench front seat, front armrest with cup holder (Crew Cab and Mega Cab models include cloth folding rear bench seat; included with Tradesman Popular Equipment Group) (*V9)	P	•						

Interior Features, continued

CPOS PACKAGE

	Tradesman [®] Reg/Crew	SLT Reg/Crew/Mega	Big Horn [®] / Lone Star Crew/Mega	Power Wagon [®] Crew	Laramie [®] Crew/Mega	Laramie Power Wagon Crew	Laramie [®] Longhorn [®] Crew/Mega	Limited Crew/Mega
	2TA	2TG	2TZ/2TY	2TP	2TH	2TJ	2TK	2TM
– Premium leather high-back, ventilated and heated bucket seats, includes power 10-way driver and power 6-way passenger, power lumbar adjuster, premium full-length floor console, 115-volt auxiliary power outlet, heated 2 nd -row seats; includes 60/40 split-folding premium leather rear bench seat and fold-flat load floor (available in Canyon Brown or Cattle Tan) (*DJ)							0	
– Premium Natura leather high-back, ventilated and heated bucket seats, includes power 10-way driver and power 6-way passenger, power lumbar adjuster, premium full-length floor console, 115-volt auxiliary power outlet, heated 2 nd -row seats; includes 60/40 split-folding premium leather rear bench seat and fold-flat load floor (available only in Black) (*UL)								•
Steering Wheel – Urethane (SCF)	•	•						
– Leather-wrapped with audio controls (included in Luxury Group) (SCV)		P	P					
– Perforated leather-wrapped with accent stitching and audio controls (SCB)				•				
– Leather-wrapped, heated with audio controls (included with Heated Seats and Wheel Group) (SCV/SCB/NHS)			P	P	•	•		
– Leather-wrapped, heated, with real wood and audio controls (SC3/SCW)							•	•
Storage – Behind-the-seat (Regular Cab and Mega Cab [®]) (CU3)	•	•	•		•		•	•
– Front center-seat-cushion storage (included with remote CD player and with *M9, *S9, *ZL, *VL seats) (CVH)	P	P	P	P	P	P		
– Rear, under-seat compartment (Crew Cab only) (CUE)	•	•	•	•	•	•	•	•
– Rear, in-floor storage boxes (Crew Cab only) (CB9)	•	•	•	•	•	•	•	•
– Fold-flat load floor (Crew Cab only; included with *M9, *H9, *S9, *MJ, *ZL, *VL, *GJ, *XJ, *DJ, *UL seats) (CVN)		P	P	P	P	P	P	P
Visors – Passenger-side, with vanity mirror (GNM)		•	•	•				
– Driver and passenger-side, with illuminated vanity mirror (included with Luxury Group or Leather & Luxury Group) (GNC)		P	P	P	•	•	•	•
Windows – Manual (Regular Cab only) (JF8)	•							
– Power, front 1-touch down (Regular Cab; included with Power Accessory or Power and Remote Entry Groups) (JPY)	P	•						
– Power, front 1-touch up/down (Crew Cab and Mega Cab) (JP3)	•	•	•	•	•	•	•	•
– Rear fixed (GJD)	•							
– Rear sliding, manual (Regular Cab) (GFD)	0	•						
– Rear sliding, power (Crew Cab and Mega Cab) (GFE)		•	•	•	•	•	•	•
– Rear defroster (GFA)	F	0	0	0	0	0	0	0

	Tradesman® Reg/Crew	SLT Reg/Crew/Mega	Big Horn®/ Lone Star Crew/Mega	Power Wagon® Crew	Laramie® Crew/Mega	Laramie Power Wagon Crew	Laramie Longhorn® Crew/Mega	Limited Crew/Mega
	2TA	2TG	2TZ/2TY	2TP	2TH	2TJ	2TK	2TM
CPOS PACKAGE								
Uconnect® Multimedia								
Connectivity – 12-volt DC auxiliary (JJJ)	•	•	•	•	•	•	•	•
– 115-volt AC auxiliary (included with *M9, *S9, *MJ, *ZL, *VL, *GJ, *XJ, *DJ, *UL seats) (JKV)		P	P	P	P	P	P	P
– 2.5-amp charging USB port (included with Uconnect 5.0 and 8.4-inch radios) (RS3)	P	P	P	P	•	•	•	•
Media Hub (included with RA1, UA1, RA2 radios) – 1.5-amp fully functional USB port, auxiliary jack for mobile devices (RS6)	P	P	P	P	P	P	P	P
Radios – 3.0 AM/FM (RA1)	•							
– Uconnect 3.0 AM/FM/Bluetooth® Voice Command ⁽¹⁷⁾ (UA1)	O							
– Uconnect 5.0 AM/FM/SAT/Bluetooth (5-inch touchscreen display) (RA2)	O	•	•	•				
– Uconnect 8.4 AM/FM/SAT/Bluetooth/NAV-ready/Voice Command ⁽¹⁷⁾ (8.4-inch touchscreen display) (included with Leather & Luxury Group) (RA3)		O	O	O/P	•	•		
– Uconnect 8.4 NAV AM/FM/SAT/Bluetooth/NAV/Voice Command ⁽¹⁷⁾ (8.4-inch touchscreen display) (RA4)		F	O	O	O	O	•	•
Radio Controls – Steering wheel-mounted audio controls (included with leather-wrapped steering wheel) (RDZ)		P	P	P	P	P	P	P
Single-Disc CD Player (RH1)	O	O	O	O	O	O	O	O
SiriusXM® Satellite Radio⁽⁶⁾ (included with Tradesman Popular Equipment Group or 5.0 and 8.4 radios) (RSD)	F/P	P	P	P	P	P	P	P
SiriusXM Traffic⁽⁶⁾ and SiriusXM Travel Link⁽⁶⁾ (included with Uconnect 8.4 NAV radio) (RSS/RSM)			P	P	P	P	P	P
Speaker Systems – 6-speaker (RCG)	•	•	•	•				
– Premium I audio system (Regular Cab only) (RCK)		O						
– Premium II audio system with subwoofer (Surround Sound requires ADA and *M9 or higher seat; included with Leather & Luxury Group) (RC3)		O	O	O/P	•	•	•	•
Uconnect Voice Command⁽¹⁷⁾ with Bluetooth (included with UA1, RA2, RA3, RA4 radios) (XRB)	P	P	P	P	P	P	P	P
Tires and Wheels								
Tires – 2500 LT245/70R17E BSW All-Season (TWD)	•							
– LT285/70R17D OWL All-Terrain (included with Power Wagon Package) (TW2)	P			•		•		
– LT275/70R18E BSW All-Season (included with Chrome Appearance Group) (TCN)	P	•	•		•		•	
– LT275/70R18E OWL On-/Off-Road (included with Off-Road Group, Snow Chief Group and Popular Equipment Group; optional with Chrome Appearance Group) (TCP)	O/P	O/P	O/P		O/P		O/P	

Tires and Wheels, continued	Tradesman [®] Reg/Crew	SLT Reg/Crew/Mega	Big Horn [®] / Lone Star Crew/Mega	Power Wagon [®] Crew	Laramie [®] Crew/Mega	Laramie Power Wagon Crew	Laramie [®] Longhorn [®] Crew/Mega	Limited Crew/Mega
CPOS PACKAGE	2TA	2TG	2TZ/2TY	2TP	2TH	2TJ	2TK	2TM
3500 Single Rear Wheel – 18 x 8-inch steel painted (WBN)	•							
– 18 x 8-inch steel Chrome-clad (included with Chrome Appearance Group) (WBH)	P	•						
– 18 x 8-inch polished aluminum (WBE)		0	•					
– 18 x 8-inch polished aluminum (WBL)					•			
– 18 x 8-inch polished aluminum with White Gold pockets (WBM)							•	
– 18 x 8-inch polished aluminum with Silver pockets (included with monotone paint) (WBA)							P	
– 20 x 8-inch aluminum Black painted (included with Black Appearance or Sport Appearance Groups) (WF3)			P		P			
– 20 x 8-inch aluminum painted Satin Carbon with Chrome inserts (WRJ)		0	0		0			
– 20 x 8-inch polished aluminum with White Gold pockets (WRK)							0	
– 20 x 8-inch polished aluminum with Silver pockets (optional with monotone paint) (WRA)							0	
– 20 x 8-inch 6-spoke painted aluminum with Chrome inserts (WH3)								•
– Steel spare (WKN)	•	•	•		•		•	•
3500 Dual Rear Wheel (DRW) – 17 x 6-inch steel painted (WFU)	•							
– 17 x 6-inch steel with Chrome finish (included with Chrome Appearance Group) (WD4)	P	•	•					
– 17 x 6-inch polished aluminum (WF7)		0	0		•			•
– 17 x 6-inch polished aluminum with Laramie Longhorn cap (WF9)							•	
– 17-inch steel spare (included with DRW) (WF1)	•	•	•		•		•	•
Safety and Security								
Air Bags ⁽²⁾ – Multistage front (CG3)	•	•	•	•	•	•	•	•
– Supplemental side-curtain (CGS)	•	•	•	•	•	•	•	•
– Supplemental front-seat side-mounted (CJ1)	•	•	•	•	•	•	•	•
Brakes – 4-wheel antilock disc (BRT)	•	•	•	•	•	•	•	•
Cargo-View Camera ⁽⁵⁾ (requires Uconnect [®] 8.4 radio) (LPD)		0	0	0	0	0	0	0
Electronic Stability Control ⁽³⁾ – Includes Brake Assist, Electronic Roll Mitigation (ERM), Hill Start Assist, Rain Brake Support, Ready Alert Braking, All-Speed Traction Control and Trailer Sway Damping ⁽³⁾ (BNB)	•	•	•	•	•	•	•	•
Electronic Trailer Brake Controller (XHC)	0	•	•	•	•	•	•	•

Safety and Security, continued	Tradesman® Reg/Crew	SLT Reg/Crew/Mega	Big Horn®/ Lone Star Crew/Mega	Power Wagon® Crew	Laramie® Crew/Mega	Laramie Power Wagon Crew	Laramie® Longhorn® Crew/Mega	Limited Crew/Mega
CPOS PACKAGE	2TA	2TG	2TZ/2TY	2TP	2TH	2TJ	2TK	2TM
ParkSense® Rear Park Assist ⁽⁵⁾ (XAA)	F	0	0	0				
ParkSense Front and Rear Park Assist ⁽⁵⁾ (included with Leather & Luxury Group) (XAG)		0	0	O/P	•	•	•	•
ParkView® Rear Back-Up Camera ⁽⁵⁾ – Video displayed in rearview mirror with 3.0 radio or on-screen with Cargo-View Camera ⁽⁵⁾ with other radios (included with Black Appearance Group or Leather & Luxury Group) (XAC)	0	0	O/P	O/P	•	•	•	•
Remote Keyless Entry with All-Secure® – Controls for power door locks, tailgate, RamBox® System, illuminated entry system, panic alarm (included with Tradesman Popular Equipment or Power and Remote Entry Groups) (GXM)	F/P	•	•	•	•	•	•	•
Remote Start (requires Automatic transmission) (XBM)		0	•	0	0	0	•	•
Security Alarm – Detects break-in (included with Leather & Luxury Group) (LSA)		0	0	O/P	•	•	•	•
Sentry Key® Theft Deterrent System – Engine immobilizer (GXX)	•	•	•	•	•	•	•	•
Tire Pressure Monitoring (TPM) with display and alert (2500 only) (XGM)	•	•	•	•	•	•	•	•
Tire Pressure Information System without alert (3500 models only) (XBT)	•	•	•		•		•	•
Packages/Equipment Groups								
Black Appearance Group – Includes Black door handles, Black exterior mirrors, Black Ram tailgate badge, Black 4x4 badge (4x4 only), Black bezel quad-halogen headlamps, Black painted front and rear bumpers, Black grille and 20-inch Black painted wheels with OWL tires (SRW models only) (AMQ)			0					
Box Delete – Regular Cab, Crew Cab, not available with diesel engine (XBC)	0	0	0					
Chrome Appearance Group – Includes Chrome bumpers, Chrome grille surround and steel Chrome-clad wheels (SRW) or steel wheels with Chrome finish (DRW) (AED)	0							
Chrome Bumper Package – Includes Chrome front and rear bumpers (AST)								0
Cold Weather Group – Includes engine block heater and winter front grille cover (diesel only) (ADE)	0	0	0		0		0	0
Convenience Group – Auto High-Beam Headlamp Control, rain-sensing wipers (not available with Cargo-View Camera ⁽⁵⁾) (ADC)					0	0	0	
DOT-Certified Roadside Safety Kit – Includes DOT fire extinguisher, 3 reflecting triangles, 2 Red vinyl flags and spare fuses (ACL)	0	0	0	0	0	0	0	0
Dual Rear Wheel (DRW) Group – 3500 only; not available with Crew Cab 6'4" box (includes clearance lamps for cab, box and fenders) (WLA)	0	0	0		0		0	0

Safety and Security, continued

CPOS PACKAGE

	Tradesman® Reg/Crew	SLT Reg/Crew/Mega	Big Horn®/ Lone Star Crew/Mega	Power Wagon® Crew	Laramie® Crew/Mega	Laramie Power Wagon Crew	Laramie® Longhorn® Crew/Mega	Limited Crew/Mega
	2TA	2TG	2TZ/2TY	2TP	2TH	2TJ	2TK	2TM
Power Wagon Package – Includes Hill Descent Control, 180-amp alternator, front and rear locking differentials, 4.10 axle ratio, tow hooks, fuel tank and transfer case skid plates, front electric winch, Black wheel flares, fog lamps, Black headlamp filler panels, Chrome front and rear bumpers, electronic disconnecting front sway bar, Ram Articulink™ front suspension, 17-inch polished aluminum wheels with LT285/70RD OWL All-Terrain tires (2500 Crew Cab 6'4" bed 4x4 only) (ACE)	0							
5 th -Wheel/Gooseneck Towing Prep Group – Includes in-bed 7-pin harness connector and mounting provisions for 5 th -wheel or gooseneck hitches (AHU)	0	0	0		0		0	0
Heated Seats and Wheel Group – Includes heated cloth seats, heated leather steering wheel (requires *M9, *MJ or *S9 seats) (AGF)			0	0				
Leather & Luxury Group – Includes overhead console with Universal Garage Door Opener, deluxe door-trim panel, leather-trimmed 40/20/40 bench seat, security alarm, memory function for radio/driver seat and mirrors, sun visors with illuminated vanity, power-folding-away mirrors, glove box and underhood lamp, rear dome lamp with on/off switch, LED interior lighting, front and rear door accent lighting, Premium II audio system, Uconnect® 8.4 radio, ParkView® Rear Back-Up Camera, ⁽⁵⁾ front and rear ParkSense® system ⁽⁵⁾ (ACX)				0				
Luxury Group – Includes overhead console with Universal Garage Door Opener, illuminated vanity mirror, auto-dimming mirror, exterior heated/power-folding mirrors with signal and puddle lamps, heated seats and steering wheel for Z/Y CPOS, premium cluster with 7-inch Driver Information Display (DID), switchable dome lamp, ashtray lamp, LED bed lighting system, leather-wrapped steering wheel with audio controls, glove box lamp, underhood lamp (ADA)		0	0	0				
Off-Road Package – Includes Hill Descent Control, tow hooks, transfer case skid plate, wheel flares, off-road decal, performance-tuned front and rear shocks, and OWL On-/Off-Road tires (ARC)	0	0	0		0		0	0
Popular Equipment Group Tradesman – Includes 40/20/40 cloth bench seat, carpeted flooring, floor mats, remote keyless entry and SiriusXM® Satellite Radio ⁽⁶⁾ (AJY)	0							
Popular Equipment Group SLT – Premium cloth 40/20/40 bench seat, fog lamps, OWL tires (Regular Cab only) (ALW)		0						
Power Accessory Group – Includes premium vinyl door trim; power, heated mirror; power windows and power locks (Regular Cab only) (AJW)	F							
Power and Remote Entry Group – Includes premium vinyl door trim, remote keyless entry; power, heated mirror; power windows and power locks (Regular Cab only) (AJH)	0							
Protection Group (4x4 only) – Includes tow hooks and transfer case skid plate (ADB)	0	0	0		0		0	0

Packages/Equipment Groups, continued

CPOS PACKAGE

Snow Chief Group – Includes 180-amp alternator for 5.7L V8 (220-amp alternator for 6.4L V8 or 6.7L Cummins® Turbo Diesel), antispin differential, transfer case skid plate, auxiliary switches, clearance lamps, 18-inch wheels and OWL On-/Off-Road tires (Single Rear Wheel (SRW) models only) **(AD2)**

Snowplow Prep Group – 180-amp alternator for 5.7L V8, 220-amp for 6.4L V8 and 6.7L Diesel, transfer case skid plate (4x4 models only) **(AHD)**

Sport Appearance Group – Includes monotone paint, body-color door handles, Black exterior mirrors, Black Ram tailgate badge, Black 4x4 badge (4x4 only), blackout projector headlamps and blackout LED taillamps, body-color painted front and rear bumpers, body-color grille with Black insert and 20-inch Black painted wheels with OWL tires (SRW models only) **(ADV)**

Tradesman®
Reg./Crew

SLT
Reg./Crew/Mega

Big Horn®/
Lone Star
Crew/Mega

Power Wagon®
Crew

Laramie®
Crew/Mega

Laramie
Power Wagon
Crew

Laramie
Longhorn®
Crew/Mega

Limited
Crew/Mega

2TA 2TG 2TZ/2TY 2TP 2TH 2TJ 2TK 2TM

0 0 0 0 0 0 0 0

0 0 0 0 0 0 0 0

0

• = Standard. O = Optional. P = Part of package. F = Fleet only option.
Note: some features and/or applications may be late availability.



When your commercial-grade **demands for strength, capability and road manners** are met only by the versatility of a Chassis Cab, **Ram steps up to the challenge with impeccable credentials** – for here is where versatility vies for top-tier recognition. Starting with **formidable road manners, exceptional handling and superb interior amenities**, the Ram Chassis Cab family serves with remarkable distinction: our 3500 model configurations include a **10K GVWR model – DF 3500 – to reduce DOT requirements; 4500 models offer numerous GVWRs, with 5500 models also boosting GVWR viability**. Exceptional components include **multiple calibrations for the DEF- and B20-friendly Cummins Turbo Diesel; the legendary HEMI V8** – here in a 6.4L displacement; and available **AISIN heavy-duty automatics**. This is what industry and business needs: **outstanding PTO choices, upfitter-friendly design, multiple fuel tank options, available dual alternators – and one of the best warranties you'll find.**

PRODUCT HIGHLIGHTS

6.4L HEMI® V8: 410 hp/429 lb-ft of torque (3500 SRW models⁽²⁹⁾); 366 hp/429 lb-ft of torque (4500/5500) – Standard, all models

6.4L HEMI offers 65-, 70- and 77-mph speed limiters – Available

6.7L Cummins® Turbo Diesel in 2 power variants deliver exceptional torque: 320 hp/650 lb-ft (with 6-speed Manual) and the High-Output 325 hp/750 lb-ft calibration (with AISIN® heavy-duty 6-speed Automatic with ERS) – Available, all models

Cummins Turbo maintains full power with low DEF

B20 Biodiesel calibration for Cummins – Available

Electronic Range Select (ERS) enables manual shifting for greater control – Standard with the 6-speed Automatic transmission

Ram 4500 Chassis Cab standard GVWR reaches 16,500 lb⁽²⁶⁾; optional GVWRs include 16,000 lb and 15,000 lb capability⁽²⁶⁾

Ram 5500 Chassis Cabs powered by the available 6.7L Cummins Turbo Diesel deliver a GVWR of 19,000 lb⁽²⁶⁾ (60-in CA); remaining CA GVWRs with this engine jump to 19,500 lb⁽²⁶⁾

Ram 5500 Chassis Cabs powered by the 6.4L HEMI V8 gas engine enable a standard GVWR of 18,000 lb⁽²⁶⁾; add the available Payload Upgrade Package, and GVWR (60-in CA) is boosted to 19,000 lb⁽²⁶⁾; all other CA jump up to 19,500 lb⁽²⁶⁾

Electric-over-hydraulic integrated Trailer Brake Controller – Available

Upfitter-friendly instrument panel features a mounted auxiliary switch bank with five hardwired switches

PTO Prep Package has programmable engine rpm when PTO is engaged, with single-set PTO speed and torque converter lockup in PTO mode – Available

Dual 220-amp alternators for diesel-equipped models – Available

Dual 52- and 22-gallon tanks: 74 gallons total – Available

SAFETY & SECURITY

Electronic Stability Control (ESC)⁽³⁾ with ABS, All-Speed Traction Control, Brake Assist, Rain Brake Support, Trailer Sway Control (TSC)⁽³⁾ Hill Start Assist, Electronic Brake-Force Distribution and Electronic Roll Mitigation

Multistage front air bags⁽²⁾ – Standard

Enhanced Accident Response System (EARS) – Standard

Brake-Park Interlock – Standard with Automatic transmission

Massive brake rotors (4500/5500)⁽¹⁶⁾ with authoritative twin 66-mm-caliper pistons

FEATURES

Ambulance Prep Group – Available

Heavy-Duty Snow Plow Prep Group – Available

Power Accessory Group – Available

22-gallon mid-mounted fuel tank – Available

Special low-volume exterior paint colors – Available

7 x 11-inch trailer-tow mirrors – Standard

Front-Passenger Air Bag Delete – Available

Special Emissions Package (Fleet only) – Available



STANDARD ON 2017 RAM CHASSIS CABS

- Air Bags⁽²⁾ – Multistage driver and front-passenger
- Alternator – 180-amp
- Assist Handles – Driver- and passenger-side
- Battery – 730-amp (2 on diesel-powered models)
- Brakes – Power-assisted 4-wheel antilock disc
- Cluster – Instrument, with tachometer and 120-mph speedometer
- Engine – 6.4L HEMI® V8
- Fuel Tank – 52-gallon, rear
- Headlamps – Quad-lens halogen, automatic on/off
- Insulation – Dash liner, floor tunnel
- Radio – Uconnect® 3.0 AM/FM
- Seat Belts – Front, height-adjustable shoulder
- Steering – Power, recirculating ball/tilt
- Storage – Rear, underseat compartment (Crew Cab models only)
- Windshield Wipers – Variable/intermittent

DIMENSIONS⁽¹⁾/SPECIFICATIONS*

All Ram Chassis Cab Interiors	Regular Cab	Crew Cab
Head Room (front/rear)	39.9	41.0/39.9
Hip Room (front/rear)	62.9	63.2/63.2
Shoulder Room (front/rear)	66.0	66.0/65.7
Leg Room (front/rear)	41.0	41.0/40.3
Seating Capacity	3	6

*Specifications are based on 2016 model-year information.

⁽¹⁾All dimensions are in inches unless otherwise noted.

⁽²⁾Only when available 10k GVWR Package is ordered on 3500 SRW models with the 66RFE Automatic transmission.

POWERTRAINS

Engines	Transmissions				Transfer Cases	
	6-speed G56 Manual with PTO capability	6-speed 66RFE Automatic	6-speed AISIN® AS66RC Automatic with PTO capability	6-speed AISIN AS69RC Automatic with PTO capability	(4x4 only)	
					BW 44-47 (manual)	BW 44-46 (electric)
3500/4500/5500						
6.4L HEMI V8 410 hp ⁽²⁾ /429 lb-ft of torque (3500 SRW) 370 hp/429 lb-ft of torque (3500) 366 hp/429 lb-ft of torque (4500/5500)	N/A	S (3500)	O (3500) S (4500/5500)	N/A	S	O
6.7L Cummins® Turbo Diesel 320 hp @ 2,800 rpm 650 lb-ft of torque @ 1,400 rpm	S	N/A	N/A	N/A	S	O
6.7L High-Output Cummins Turbo Diesel 325 hp @ 2,400 rpm 750 lb-ft of torque @ 1,500 rpm	N/A	N/A	N/A	S	S	O

S = Standard. O = Optional. N/A = Not Available.

RAM 3500 CHASSIS CAB MAX JOB RATING INFORMATION*

3500 DF 10K GVWR SRW	Powertrain	Regular Cab 60" CA (4x2/4x4) SRW		Crew Cab 60" CA (4x2/4x4) SRW		
		Max GVWR	Max Payload	Max GVWR	Max Payload	
6.4L HEMI® V8 with 66RFE 6-speed Automatic Transmission	Max GVWR	10,000	10,000	10,000	10,000	
	Max Payload	4,200/3,960	4,200/3,960	3,760/3,440	3,760/3,440	
	Max GAWR front	5,500	5,500	5,500	5,500	
	Max GAWR rear	6,800	6,800	6,800	6,800	
	Max TOWING	15,050/14,810	15,050/14,810	14,610/14,290	14,610/14,290	
	Max GCWR	21,000	21,000	21,000	21,000	
	6.4L HEMI V8 with AISIN® Heavy-Duty 6-speed Automatic Transmission	Max GVWR	10,000	10,000	10,000	10,000
		Max Payload	4,070/3,830	4,070/3,830	3,630/3,310	3,630/3,310
		Max GAWR front	5,500	5,500	5,500	5,500
		Max GAWR rear	6,800	6,800	6,800	6,800
		Max TOWING	17,920/17,680	17,920/17,680	17,480/17,160	17,480/17,160
		Max GCWR	24,000	24,000	24,000	24,000
6.4L Cummins® Turbo Diesel with G56 6-speed Manual Transmission	Max GVWR	10,000	10,000	10,000	10,000	
	Max Payload	3,430/3,350	3,430/3,350	2,990/2,670	2,990/2,670	
	Max GAWR front	6,000	6,000	6,000	6,000	
	Max GAWR rear	6,800	6,800	6,800	6,800	
	Max TOWING	17,280/17,200	17,280/17,200	16,840/16,520	16,840/16,520	
	Max GCWR	24,000	24,000	24,000	24,000	
6.7L Cummins Turbo Diesel with AISIN Heavy-Duty 6-speed Automatic Transmission	Max GVWR	10,000	10,000	10,000	10,000	
	Max Payload	3,270/3,180	3,270/3,180	2,830/2,510	2,830/2,510	
	Max GAWR front	6,000	6,000	6,000	6,000	
	Max GAWR rear	6,800	6,800	6,800	6,800	
	Max TOWING	17,120/17,030	17,120/17,030	16,680/16,360	16,680/16,360	
	Max GCWR	24,000	24,000	24,000	24,000	

Weights given in lb. *Maximum tow job rating numbers are for a properly equipped vehicle with a 150-lb allowance for the driver. Additional upfits, options, equipment, passengers and cargo weights must be subtracted from tow/payload weight. Please see your dealer for additional information. Specifications are based on 16MY vehicle information. CA = Cab-to-Axle length. SRW = Single Rear Wheel.

RAM 3500 CHASSIS CAB MAX JOB RATING INFORMATION*

Powertrain		Regular Cab 60" CA (4x2/4x4) SRW	Regular Cab 60" CA (4x2/4x4) DRW	Regular Cab 84" CA (4x2/4x4) DRW	Crew Cab 60" CA (4x2/4x4) SRW	Crew Cab 60" CA (4x2/4x4) DRW
6.4L HEMI V8 with 66RFE 6-speed Automatic Transmission	Max GVWR	10,700/11,000	13,500	13,500	10,700/11,000	13,500
	Max Payload	4,900/4,960	7,350/7,120	7,270/6,990	4,460/4,440	6,880/6,600
	Max GAWR front	5,500	5,500	5,500	5,500	5,500
	Max GAWR rear	6,800	9,850	9,850	6,800	9,850
	Max Towing	15,050/14,810	14,700/14,470	14,620/14,340	14,610/14,290	14,230/13,950
	Max GCWR	21,000	21,000	21,000	21,000	21,000
6.4L HEMI V8 with AISIN Heavy-Duty 6-speed Automatic Transmission	Max GVWR	10,700/11,000	14,000	14,000	10,700/11,000	14,000
	Max Payload	4,770/4,830	7,720/7,490	7,640/7,360	4,330/4,310	7,240/6,970
	Max GAWR front	5,500	5,500	5,500	5,500	5,500
	Max GAWR rear	6,800	9,850	9,850	6,800	9,850
	Max Towing	17,920/17,680	17,570/17,340	17,490/17,210	17,480/17,160	17,090/16,820
	Max GCWR	24,000	24,000	24,000	24,000	24,000
6.7L Cummins Turbo Diesel with G56 6-speed Manual Transmission	Max GVWR	11,600/12,000	14,000	14,000	11,600/12,000	14,000
	Max Payload	5,030/5,180	7,080/6,840	6,990/6,710	4,590/4,670	6,600/6,320
	Max GAWR front	6,000	6,000	6,000	6,000	6,000
	Max GAWR rear	6,800	9,850	9,850	6,800	9,850
	Max Towing	19,280/19,030	18,930/18,690	18,840/18,560	18,840/18,520	18,450/18,170
	Max GCWR	26,000	26,000	26,000	26,000	26,000
6.7L Cummins High-Output Turbo Diesel with AISIN Heavy-Duty 6-speed Automatic Transmission	Max GVWR	11,600/12,000	14,000	14,000	11,600/12,000	14,000
	Max Payload	4,870/5,020	6,920/6,680	6,830/6,550	4,430/4,510	6,440/6,160
	Max GAWR front	6,000	6,000	6,000	6,000	6,000
	Max GAWR rear	6,800	9,850	9,850	6,800	9,850
	Max Towing	19,120/18,870	22,770/22,530	22,680/22,400	18,680/18,360	22,290/22,010
	Max GCWR	26,000	30,000	30,000	26,000	30,000

Weights given in lb. *Maximum tow job rating numbers are for a properly equipped vehicle with a 150-lb allowance for the driver. Additional upfits, options, equipment, passengers and cargo weights must be subtracted from tow/payload weight. Please see your dealer for additional information. Specifications are based on 16MY vehicle information. CA = Cab-to-Axle length. SRW = Single Rear Wheel. DRW = Dual Rear Wheel.

RAM 4500 CHASSIS CAB MAX JOB RATING INFORMATION*

Powertrain		Regular Cab 60" CA (4x2/4x4)	Regular Cab 84" CA (4x2/4x4)	Regular Cab 108" CA (4x2/4x4)	Regular Cab 120" CA (4x2/4x4)	Crew Cab 60" CA (4x2/4x4)	Crew Cab 84" CA (4x2/4x4)
6.4L HEMI® V8 with AISIN® Heavy-Duty 6-speed Automatic Transmission	Max GVWR	16,500	16,500	16,500	16,500	16,500	16,500
	Max Payload	9,660/9,270	9,500/9,120	9,350/9,000	9,210/8,940	9,080/8,730	8,940/8,640
	Max GAWR front	6,500	6,500	7,000	7,000	7,000	7,000
	Max GAWR rear	12,000	12,000	12,000	12,000	12,000	12,000
	Max Towing	19,010/18,620	18,850/18,470	18,700/18,350	18,560/18,290	18,430/18,080	18,290/17,990
	Max GCWR	26,000	26,000	26,000	26,000	26,000	26,000
6.7L Cummins® Turbo Diesel with G56 6-speed Manual Transmission	Max GVWR	16,500	16,500	16,500	16,500	16,500	16,500
	Max Payload	8,920/8,560	8,730/8,350	8,640/8,230	8,560/8,170	8,310/7,960	8,170/7,870
	Max GAWR front	7,250	7,250	7,250	7,250	7,250	7,250
	Max GAWR rear	12,000	12,000	12,000	12,000	12,000	12,000
	Max Towing	20,270/19,910	20,080/19,700	19,990/19,580	19,910/19,520	19,660/19,310	19,520/19,220
	Max GCWR	28,000	28,000	28,000	28,000	28,000	28,000
6.7L Cummins High-Output Turbo Diesel with AISIN Heavy-Duty 6-speed Automatic Transmission	Max GVWR	16,500	16,500	16,500	16,500	16,500	16,500
	Max Payload	8,800/8,400	8,570/8,190	8,480/8,070	8,400/8,010	8,150/7,800	8,010/7,710
	Max GAWR front	7,250	7,250	7,250	7,250	7,250	7,250
	Max GAWR rear	12,000	12,000	12,000	12,000	12,000	12,000
	Max Towing	24,650/24,250	24,420/24,040	24,330/23,920	24,250/23,860	24,000/23,650	23,860/23,560
	Max GCWR	32,500	32,500	32,500	32,500	32,500	32,500

Weights given in lb. N/A = Not available. *Maximum tow job rating numbers are for a properly equipped vehicle with a 150-lb allowance for the driver. Additional upfits, options, equipment, passengers and cargo weights must be subtracted from tow/payload weight. Please see your dealer for additional information. Specifications are based on 16MY vehicle information. CA = Cab-to-Axle length. SRW = Single Rear Wheel. DRW = Dual Rear Wheel.

RAM 5500 CHASSIS CAB MAX JOB RATING INFORMATION*

Powertrain		Regular Cab 60" CA (4x2/4x4)	Regular Cab 84" CA (4x2/4x4)	Regular Cab 108" CA (4x2/4x4)	Regular Cab 120" CA (4x2/4x4)	Crew Cab 60" CA (4x2/4x4)	Crew Cab 84" CA (4x2/4x4)
6.4L HEMI V8 with AISIN Heavy-Duty 6-speed Automatic Transmission	Max GVWR	19,000	19,500	19,500	19,500	19,000	19,500
	Max Payload	12,110/11,740	12,480/12,100	12,310/11,960	12,260/11,880	11,600/11,220	11,910/11,550
	Max GAWR front	6,500	6,500	7,000	7,000	7,000	7,000
	Max GAWR rear	13,500	13,500	13,500	13,500	13,500	13,500
	Max Towing	18,960/18,590	18,830/18,450	18,660/18,310	18,610/18,230	18,450/18,070	18,260/17,900
	Max GCWR	26,000	26,000	26,000	26,000	26,000	26,000
6.7L Cummins Turbo Diesel with G56 6-speed Manual Transmission	Max GVWR	19,000	19,500	19,500	19,500	19,000	19,500
	Max Payload	11,390/10,990	11,790/11,360	11,700/11,220	11,610/11,140	10,830/10,480	11,140/10,810
	Max GAWR front	7,250	7,250	7,250	7,250	7,250	7,250
	Max GAWR rear	13,500	13,500	13,500	13,500	13,500	13,500
	Max Towing	20,240/19,840	20,140/19,710	20,050/19,570	19,960/19,490	19,680/19,330	19,490/19,160
	Max GCWR	28,000	28,000	28,000	28,000	28,000	28,000
6.7L Cummins High-Output Turbo Diesel with AISIN Heavy-Duty 6-speed Automatic Transmission	Max GVWR	19,000	19,500	19,500	19,500	19,000	19,500
	Max Payload	11,250/10,830	11,630/11,200	11,540/11,060	11,450/10,980	10,670/10,320	10,980/10,910
	Max GAWR front	7,250	7,250	7,250	7,250	7,250	7,250
	Max GAWR rear	13,500	13,500	13,500	13,500	13,500	13,500
	Max Towing	29,600/29,180	29,480/29,050	29,390/28,910	29,300/28,830	29,020/28,670	28,830/28,760
	Max GCWR	37,500	37,500	37,500	37,500	37,500	37,500

Weights given in lb. N/A = Not available. *Maximum tow job rating numbers are for a properly equipped vehicle with a 150-lb allowance for the driver. Additional upfits, options, equipment, passengers and cargo weights must be subtracted from tow/payload weight. Please see your dealer for additional information. Specifications are based on 16MY vehicle information. CA = Cab-to-Axle length. SRW = Single Rear Wheel. DRW = Dual Rear Wheel.

STANDARD FEATURES AND OPTIONS	Tradesman® Reg/Crew	SLT Reg/Crew	Laramie® Crew
CPOS	A	G	H
Engine and Transmission			
6.4L HEMI® V8 (410 hp* (SRW)/370 hp/429 lb-ft) (ESB) 66RFE 6-speed Automatic (DFP) (standard on 3500 models only)	22A	22G	22H
6.4L HEMI V8 (370 hp (3500)/366 hp/429 lb-ft) (ESB) AISIN® 66RC 6-speed Automatic (DF3) (optional for 3500; standard on 4500/5500)	27A	27G	27H
6.7L Cummins® Turbo Diesel I-6 (ETK) (320 hp/650 lb-ft) G56 6-speed Manual (DEG) (available for all models)	2EA	2EG	2EH
6.7L Cummins Turbo Diesel I-6 (ETK) (325 hp/750 lb-ft) AISIN 69RC 6-speed Automatic (DF2) (available for all models)	29A	29G	29H
Engine Shut-off Timer – 5 minutes (dealer programmable from 1 – 60 minutes) (XCL)	0	0	0
Max Speed Settings – 65-mph, 70-mph, 77-mph (JJ4, JJ5, JJ9)	0	0	0
PTO – Alternate left side requires AISIN transmission (includes split-shaft capability with 6.7L; 4x2 models only) (LBV)	0	0	0
– Available with AISIN Automatic or the Manual transmission (includes split-shaft capability with 6.7L) (LBN)	0	0	0
– PTO split-shaft capability (packaged with Power Take-Off Prep when equipped with 6.7L) (LBX)	P	P	P
Mechanical Features			
Alternator – 180-amp, included with 6.4L HEMI V8 and with Cummins Turbo Diesel engines (BAD)	•	•	•
– 220-amp, included with Heavy-Duty Snow Plow Prep Group and Ambulance Prep Group (BAJ)	O/P	O/P	O/P
– 380-amp, optional with 6.4L HEMI V8 (dual 160-amp and 220-amp alternators) (XF5)	0	0	0
– 440-amp, optional with 6.7L Cummins Turbo Diesel (dual 220-amp alternators; packaged with Emergency/Fire/Rescue Special Emissions Package) (XF7)	O/P	O/P	O/P
B20 Biodiesel Compatibility (XXJ)	0	0	0
Battery – 730-amp (1 per vehicle with gas engine; 2 per vehicle with diesel engine) (BCN)	•	•	•
Diesel Exhaust Brake (“Smart” Exhaust Brake) – Packaged with 6.7L Cummins engine (NEN)	P	P	P
Engine Block Heater – Optional with gas engine; included with Cold Weather Group (ADE) with diesel engine (NHK)	O/P	O/P	O/P
Engine Cooling – Heavy-duty (NMC)	•	•	•
Extra Base Keys (2) (not available with Power and Remote Entry Group or Remote Keyless Entry) (GXJ)	0		
Fuel Tanks – Dual, 52- and 22-gallon, totalling 74 gallons (not available on 3500 SRW and 60-inch CA with 6.4L HEMI) (NLL)	0	0	0
– Single 22-gallon, mid-ship-mounted (standard on DF 3500 SRW 10K GVWR models) (NFA)	•/0	•/0	•/0
– Single 52-gallon, rear-mounted (not available on DF 3500 SRW 10K GVWR models) (NFH)	•	•	•
Shock Absorbers – Front, heavy-duty (SFB)	•	•	•
– Rear, heavy-duty (SGB)	•	•	•

*Only when available 10k GVWR Package is ordered on 3500 SRW models with the 66RFE Automatic transmission.

Mechanical Features, continued	Tradesman® Reg/Crew	SLT Reg/Crew	Laramie® Crew
CPOS	A	G	H
Skid Plate – Transfer case (4x4 only; included with Heavy-Duty Snow Plow Prep Group) (XEF)	O/P	O/P	O/P
Stabilizer Bar – Front (SHA)	•	•	•
Steering – Power, recirculating ball (SBE)	•	•	•
Tow Hooks – Available with gas engine on 3500; included with diesel engine on 3500 models; standard on 4500/5500 models (XEA)	O/•	O/•	O/•
Transfer Cases – Manual shift, part-time (4x4 only) (DK1)	•	•	
– Electric shift, part-time (4x4 only) (DK3)	O	O	•
Upfitter Electronic Interface Module (VSIM) – Over 50 inputs and outputs (packaged with Ambulance Prep Group) (XXS)	O/P	O/P	O/P
Voltage Monitoring Auto Idle-Up System (included with Rollback Carrier Group and Ambulance Prep Group) (XF6)	O/P	O/P	O/P
Axles, 3500			
Front – 6,000-lb GAWR (standard on SRW models) (DJN)	P	P	P
– Axle disconnect with 4x4	•	•	•
Rear – Antispin differential (DSA)	•	•	•
– 3.42 ratio (diesel models only) (DMR)	O	O	O
– 3.73 ratio (diesel models only) (DME)	•	•	•
– 4.10 ratio (standard with gas; available with diesel) (DMF)	•	•	•
– 4.44 ratio (included with 6.4L HEMI® gas engine and AISIN® transmission) (DMK)	P	P	P
– 11.5-inch (SRW models only) (DRQ)	•	•	•
– 11.5-inch (DRW models only) (DRX)	•	•	•
Axles, 4500 and 5500			
Front – 10.8-inch (DJP)	•	•	•
Rear – Antispin differential (DSA)	•	•	•
– 4.10 ratio (4500 models: packaged with Cummins® Turbo Diesel engine with AISIN transmission; 5500 models: packaged with Cummins Turbo Diesel with Manual transmission) (DMF)	P	P	P
– 4.44 ratio (standard on 4500/5500 models; optional with 6.7L engine and Manual transmission) (DMK)	•/O	•/O	•/O
– 4.88 ratio (optional on 4500, requires 6.4L engine; included with the Max Tow and Payload Upgrade Packages on 5500) (DMS)	O/P	O/P	O/P
– Dana® S111 (12,000-lb GAWR on 4500; 13,500-lb GAWR on 5500) (DRT)	•	•	•

	Tradesman® Reg/Crew	SLT Reg/Crew	Laramie® Crew
CPOS	A	G	H
Exterior Features			
Badging – SLT (MTD)		•	
– Laramie (MTE)			•
Bumper – Front, Black (MB1)	•		
– Front, chrome (included with Chrome Appearance Group) (MCT)	P	•	•
Chrome Bodyside Moldings – An Authentic Accessory from Mopar® (MJB)	O	O	O
Tubular Side Steps – Chrome, an Authentic Accessory from Mopar (MRT)	O	O	O
– Black (Regular Cab only) (MRU)	O	O	
Fascia – Front, headlamp filler, Black (standard on 4500 and 5500 models; included with low-volume paint) (MCJ)	•	•	•
– Front, headlamp filler in body color (3500 only) (MCM)	•	•	•
Fog Lamps (available with Chrome Appearance Group on Tradesman and as a single option for SLT models) (LNJ)	P	O	•
Grilles – Black insert and surround (MFF)	•		
– Chrome surround, Black insert (included with Chrome Appearance Group) (MFD)	P	•	
– Chrome surround, Chrome insert (MF1)			•
Headlamps – Automatic (LMG)	•	•	•
– Halogen – Quad-lens (LME)	•	•	
– Halogen – Bifunctional projector (LMC)			•
Key-alike Feature – Allows a single key to start multiple trucks (GRA)	O	O	
Lamps – Cab-clearance (LNC)	•	•	•
Mirrors – Folding trailer-tow, manual, Black (Regular Cab only) (GPD)	•		
– Power multifunction trailer-tow, heated, manual folding, Chrome; includes position memory, exterior courtesy lamps and supplemental turn signals (GPC)			•
– Power trailer-tow, heated, manual folding, Black; includes exterior courtesy lamps and supplemental turn signals (standard on Crew Cab models; included with Power Accessory and Power and Remote Entry Groups) (GPG)	P/•	•	
Monotone Paint (APA)	•	•	•
Pickup Box Delete (XBC)	•	•	•

	Tradesman® Reg/Crew	SLT Reg/Crew	Laramie® Crew
CPOS	A	G	H
Taillamps – LED (not available with single rear wheel (SRW) models) (LAY)	0	0	0
Tires, 3500			
– LT235/80R17E BSW All-Season (DRW models only) (TV2)	•	•	•
– LT235/80R17E OWL On-/Off-Road (4x4 DRW models only) (TV3)	0	0	0
– LT275/70R18E BSW On-/Off-Road (standard on 3500 DF 10K GVWR models; packaged with other SRW models) (TCM)	•/P	•/P	•/P
– Spare, full-size (TBB)	0	0	0
Tires, 4500/5500			
– 225/70R19.5G BSW All-Position (4x2 models only) (TUV)	•	•	•
– 225/70R19.5G BSW All-Position front, rear traction (standard on 4x4 models; available for 4x2 models) (TUY)	•/0	•/0	•/0
– 225/70R19.5G BSW All-Traction (4x4 models only) (TUZ)	0	0	0
– Spare, full-size (TBB)	0	0	0
Wheels, 3500			
– 17- x 6-inch Argent steel (DRW models only) (WFU)	•		
– 17- x 6-inch bright wheel covers and center cap (DRW models only; included with Chrome Appearance Group on Tradesman models) (WD4)	P	•	
– 17- x 6-inch aluminum (DRW models only) (WF7)		0	•
– 18-inch steel (SRW models only) (WBN)	•		
– 18-inch Chrome-clad steel (SRW models only; optional on Tradesman; included with Chrome Appearance Group) (WBH)	0/P	•	
– 18-inch polished aluminum (SRW models only) (WBL)	0	0	•
Wheels, 4500/5500			
– 19.5- x 6-inch steel (WP3)	•	•	
– 19.5- x 6-inch polished aluminum (WP4)	0	0	•
Wheel Well Flares – Black (4500/5500 models only) (MMZ)	•	•	•
– Body-color (3500 models only) (MML)	0	0	0
Windshield Wipers – Variable/intermittent (JHA)	•	•	•
– Rain-sensitive (packaged with Convenience Group) (JHC)			P

	Tradesman® Reg/Crew	SLT Reg/Crew	Laramie® Crew
CPOS	A	G	H
Interior Features			
Air Conditioning (HAA)	•	•	•
– Dual-Zone Temperature Control (included with Heated Seats and Wheel Group; Crew Cab only) (HAF)		P	•
Assist Handles – Driver- and passenger-side (A-pillar-mounted) (CSP)	•	•	•
Auxiliary Switches (5) (LHL)	•	•	•
Bezel – Center-stack, Black (JBF)	•		
– Center-stack, color-keyed (JBY)		•	
– Center-stack, woodgrain insert (JBB)			•
Cigar Lighter – Included with Smoker’s Group (JJA)	P	P	P
Cluster – Instrument, with 3.5-inch display, tachometer (120-mph speedometer on 3500; 87-mph on 4500/5500 with EVIC display) (JAT)	•	•	
– Instrument, with 7-inch Driver Information Display (included with Luxury Group) (JA6)		P	•
Consoles – Full-size floor center (included with front bucket seats) (CUP)		P	P
– Overhead with Universal Garage Door Opener (included with Luxury Group) (CV2)		P	•
– Overhead with map lights (included with RA2 radio) (CUN)	P	•	
Door Locks – Manual (Regular Cab only) (JE8)	•		
– Power (included with Power Accessory and Power and Remote Entry Groups; standard on Tradesman Crew Cab model) (JPB)	P/•	•	•
Floor Covering – Heavy-duty vinyl (CKJ)	•	0	0
– Carpet (CKE)	0	•	•
Floor Mats – Front, carpeted (Regular Cab; included with carpet on Tradesman models) (CLA)	P	•	
– Front and rear, carpeted (Crew Cab; included with carpet on Tradesman models) (CLE)	P	•	•
– Front, rubber (Regular Cab; requires carpet) (CLY)	0	0	
– Front and rear, rubber (Crew Cab; requires carpet) (CLF)	0	0	0
Interior Colors – Black (–X9)			0
– Black/Diesel Gray (–X8)	0	0	
– Canyon Brown/Light Frost Beige (–U1)		0	0
– Passenger-side visor with mirror (GNM)	•	•	

Interior Features, continued	Tradesman® Reg/Crew	SLT Reg/Crew	Laramie® Crew
CPOS	A	G	H
Mirrors – Day/night manual (GNA)	•	•	
– Day/night rearview with Uconnect® Phone ⁽¹⁷⁾ (packaged with RA2, RA3, RA4 radios) (GR4)	P	P	•
– Auto-dimming rearview day/night, with camera display (packaged with ParkView® Rear Back-Up Camera ⁽⁵⁾ with UA1 radio) (GN4)	P	P	P
– Auto-dimming rearview day/night, with Uconnect Phone ⁽¹⁷⁾ (included with Convenience Group) (GNK)			P
– Passenger-side visor with mirror (GNM)	•	•	
– Illuminated visors for driver and passenger (included with Luxury Group) (GNC)		P	•
Pedals – Power adjustable (3500, 4500 and 5500; requires Automatic transmission) (XAP)		O	
– Power adjustable with memory (3500, 4500 and 5500; requires Automatic transmission) (XAM)			O
Power Accessory Delay (JKY)	•	•	•
Power Outlets – 115-volt auxiliary (included with *M9, *MJ, *GJ, *VL seats) (JKV)		P	•
– 2 12-volt auxiliary (JJJ)	•	•	•
Seating – Seat belts, front, shoulder height-adjustable (CGD)	•	•	•
– Heated, driver and front-passenger; includes heated steering wheel (included with Heated Seats and Wheel Group) (CMA)		P	•
– 10-way power driver's seat (included with *M9, *MJ seats) (JRT)		P	
– 10-way power driver's seat with memory and 6-way power passenger (*GJ, *VL) (JRF)			•
– Front center-seat delete (packaged with Rear Interior Trim Delete Group) (CJT)	O	O	
– Delete Rear Seat (Crew Cab models only) (CF8)	O/P	O/P	
– Heated, 2 nd -row (included with *GJ bucket seats) (JPZ)			P
Seats – Vinyl 40/20/40 split-bench front seat with folding center armrest/business console (Crew Cab models include folding rear bench seat trimmed in vinyl) (*TX)	•		
– Work-grade vinyl 40/20/40 split bench (*SX)	O	O	
– Cloth-trimmed 40/20/40 split-bench front seat with folding center armrest/business console (Crew Cab models include folding rear bench seat trimmed in cloth) (*V9)	O	•	
– Premium cloth-trimmed 40/20/40 split-bench front seat, power 10-way driver seat, power lumbar adjuster, folding center armrest/business console with center-seat-cushion storage and 115-volt auxiliary power outlet (Crew Cab models include 60/40 split-folding rear bench seat trimmed in cloth) (*M9)			O
– Premium cloth-trimmed low-back bucket seats, power 10-way driver seat, power lumbar adjuster, fixed center console and 115-volt auxiliary power outlet (Crew Cab models include 60/40 split-folding rear bench seat trimmed in cloth) (*MJ)		O	

Interior Features, continued	Tradesman® Reg/Crew	SLT Reg/Crew	Laramie® Crew
CPOS	A	G	H
– Leather-trimmed ventilated and heated 40/20/40 split-bench front seats with power 10-way/memory for driver and power 6-way passenger seat, power lumbar adjuster, front center-seat-cushion storage and folding center armrest/business console, and 115-volt auxiliary power outlet (Crew Cab models include 60/40 split-folding rear bench seat trimmed in vinyl) (*VL)			•
– Leather-trimmed low-back, ventilated and heated bucket seats; includes power 10-way driver and power 6-way passenger seats, power lumbar adjuster, fixed center console, 115-volt auxiliary power outlet and heated 2 nd -row seats on Crew Cab models (Crew Cab models include 60/40 split-folding rear bench seat trimmed in vinyl) (*GJ)			0
Speed Control (NHM)	•	•	•
Steering Wheels – 4-spoke, urethane (SCF)	•	•	
– Heated (included with heated seats; included with Heated Seats and Wheel Group) (NHS)		P	•
– Leather-wrapped with remote audio control buttons (included with Luxury Group and Heated Seats and Wheel Group) (SCV)		P	•
– Tilt column (SUA)	•	•	•
Storage – Front, behind-the-seat (Regular Cab only) (CU3)	•	•	
– Front-seat center-cushion (included with *M9 and *VL seats) (CVH)		P	•
Tip Start – Included with Automatic transmissions (XBN)	P	P	P
Turn Signals – 1-touch 3-blink lane-change feature	•	•	•
Visors – Driver and front-passenger, with illuminated vanity mirrors (included with Luxury Group) (GNC)		P	•
– Front-passenger, with mirror (GNM)	•	•	
Windows – Manual (Regular Cab only) (JF8)	•		
– Power, front and rear with driver's 1-touch up/down (Crew Cab models only) (JP3)	•	•	•
– Power, front with driver's 1-touch down (Regular Cab only; included with Power Accessory Group and Power and Remote Entry Group) (JPY)	P	•	
– Rear backlight, fixed (GJD)	•	•	
– Rear backlight, power sliding (Crew Cab models only; included with Luxury Group) (GFE)		P	•
– Rear backlight, sliding (GFD)	0	0	
– Rear defrost (available with fixed rear or power sliding rear window; requires Power Accessory Group on Tradesman models) (GFA)	0	0	0

	Tradesman® Reg/Crew	SLT Reg/Crew	Laramie® Crew
CPOS	A	G	H
Uconnect® Multimedia			
Integrated Voice Command ⁽¹⁷⁾ with Bluetooth® – Hands-free calling with Address Sync ⁽⁷⁾ Bluetooth (XRB)	•	•	•
Radio Controls – Steering wheel-mounted audio controls (included with leather-wrapped steering wheel, Luxury Group, and Heated Seats and Wheel Group) (RDZ)		P	•
Single-disc Remote CD Player (RH1)	0	0	0
SiriusXM® Satellite Radio ⁽⁶⁾ (RSD)	0	•	•
– 2.5-amp charging USB port (included with Uconnect 5.0 radio or higher, *M9, *V9 and *MJ seats) (RS3)	P	P	•
– Media Hub (included with Uconnect 3.0 and 5.0 radios) (RS6)	•	•	
– 1.5-amp fully functional USB port (RSX)	•	•	•
– Auxiliary input jack for mobile devices (RSU)	•	•	•
– Media Hub (included with Uconnect 8.4A and 8.4 NAV radios) (RSF)		P	•
Speaker Systems – Premium I (available with Uconnect 8.4A and 8.4 NAV radios; not available with Upfitter Electronic Interface Module) (RCK)		0	0
– 6, standard on Crew Cab Tradesman model (RCG)		•	•
– 2, standard on Regular Cab (RCB)	•		
Radio 3.0 – AM/FM with Media Hub (USB, auxiliary jack) (RA1)	•	•	
Uconnect 3.0 Radio – AM/FM/Integrated Voice Command ⁽¹⁷⁾ with Bluetooth with Media Hub (USB, auxiliary jack) (UA1)	0	0	
Uconnect 5.0 Radio – AM/FM/5-inch touchscreen display, Media Hub (USB, auxiliary jack), global positioning system, Integrated Voice Command ⁽¹⁷⁾ with Bluetooth and SiriusXM Satellite Radio ⁽⁶⁾ (RA2)	0	0	
Uconnect 8.4A Radio – AM/FM/8.4-inch touchscreen display, Media Hub (SD, USB, auxiliary jack), global positioning system, Integrated Voice Command ⁽¹⁷⁾ with Bluetooth, SiriusXM Satellite Radio ⁽⁶⁾ and Rcall/Ecall (required for Heated Seats and Wheel Group) (RA3)		0/P	•
Uconnect 8.4 NAV Radio – AM/FM/8.4-inch touchscreen display, Media Hub (SD, USB, auxiliary jack), GPS Navigation, Integrated Voice Command ⁽¹⁷⁾ with Bluetooth, SiriusXM Satellite Radio ⁽⁶⁾ Rcall/Ecall and HD radio (required for Heated Seats and Wheel Group) (RA4)		0/P	0
Safety & Security			
Air Bags ⁽²⁾ – Multistage front (CG3)	•	•	•
– Driver's only (CGT)	0	0	
Brakes – Power-assisted 4-wheel antilock disc (BRT)	•	•	•
DOT-Certified Roadside Safety Kit – Includes DOT fire extinguisher, 3 reflecting triangles, 2 Red vinyl flags and spare fuses (ACL)	0	0	0
Electronic Stability Control (ESC) ⁽³⁾ System (BNB)	•	•	•

	Tradesman® Reg/Crew	SLT Reg/Crew	Laramie® Crew
Safety & Security, continued			
CPOS	A	G	H
ParkSense® Front and Rear Park Assist System ⁽⁵⁾ (requires Chrome Appearance Group and fog lamps on Tradesman or fog lamps on SLT) (XAG)	0	0	0
ParkView® Rear Back-Up Camera ⁽⁵⁾ – Shipped loose in cab, installed by the upfitter in the ideal location (image is displayed in the rearview mirror with UA1; all other radios will include the camera display on-screen) (XAC)	0	0	0
Red Seat Belts – Regular Cab models only (not available on 10K GVWR 3500 SRW models) (CGQ)	0	0	
Remote Keyless Entry – Controls for power door locks, illuminated entry system and panic alarm; includes 2 transmitters (included with Power and Remote Entry Group) (GXM)	P/O	•	•
Remote Start System – Requires Automatic transmission (XBM)		0	P
Security Alarm (LSA)		0	•
Sentry Key® Theft Deterrent System – Engine immobilizer (GXX)	•	•	•
Tire Pressure Monitoring (packaged with 10K GVWR 3500 SRW models) (XGM)	P	P	P
– Selective Tire Pressure Display (available on 3500 models over 10K GVWR only) (XBT)	0	0	0
Trailer Brake Controller ⁽³⁾ – Fully integrated electronic (XHC)	0	0	0
Packages/Equipment Groups			
Ambulance Prep Group – Includes 220-amp alternator, voltage monitoring auto idle-up system and upfitter electronic interface module (VSIM) (AH2)	0	0	0
Chrome Appearance Group – Includes Chrome front bumper and grille surround and Chrome wheel covers on 3500 models; Chrome grille and Chrome front bumper on 4500/5500 models (AMP)	0		
Cold Weather Group – Includes engine block heater and winter front grille cover (requires diesel engine) (ADE)	0	0	0
Convenience Group – Includes auto-dimming rearview mirror, rain-sensing wipers, Auto High-Beam Headlamp Control, remote proximity keyless entry and Keyless Enter 'n Go™ (not available with Manual transmission) (ADC)			0
Emergency/Fire/Rescue Special Emissions Package – Includes dual alternators rated at 440 amps and special emissions emergency vehicle (requires 6.7L Cummins® Turbo Diesel; requires Ambulance Prep Group) (Fleet only) (AH6)	0	0	0
Heated Seats and Wheel Group – Includes heated cloth front seats and heated leather-wrapped steering wheel (optional with *M9 and *MJ seats; requires Uconnect® 8.4A or 8.4 NAV radios) (AGF)		0	
Heavy-Duty Front Suspension Group (included with Heavy-Duty Snow Plow Prep Group; 4500/5500 models only) (AZB)	O/P	O/P	O/P
Heavy-Duty Snow Plow Prep Group – Includes 220-amp alternator, transfer case skid plate (3500 models require 4x4), and heavy-duty front suspension (4500, 5500 models only) (AHD)	0	0	0
Luxury Group – Includes sun visors with illuminated vanity mirrors, glove box lamp, underhood lamp, rear dome lamp with on/off switch, 8.4-inch EVIC, leather-wrapped steering wheel with audio controls, overhead console, rear power sliding window (Crew Cab models) and Universal Garage Door Opener (requires Uconnect 5.0, 8.4A or 8.4 NAV) (ADA)		0	

Packages/Equipment Groups, continued	Tradesman® Reg/Crew	SLT Reg/Crew	Laramie® Crew
CPOS	A	G	H
Max Tow Package – Includes underbody thermal protection; 4.88 axle ratio and transmission software calibration on 4500/5500 models; includes dual transmission oil cooler, underbody thermal protection, 4.10 axle ratio, transmission software calibration and aluminum rear differential cover on 3500 models (requires diesel engine with automatic transmission and trailer brake controller; not available on 3500 SRW models) (AHQ)	0	0	0
Payload Upgrade Package – Includes 19K GVWR with 60-inch CA, 19.5K GVWR with 84-, 108- and 120-inch CA, 4.88 rear axle ratio (5500 with 6.4L only) (AH5)	0	0	0
Power Accessory Group – Includes power windows, premium vinyl door trim, power door locks and power adjustable exterior trailer-tow mirrors with turn signal indicators (Regular Cab only) (AJW)	0		
Power and Remote Entry Group – Includes power windows, premium vinyl door trim, power door locks, power adjustable exterior trailer-tow mirrors with turn signal indicators and remote keyless entry (Regular Cab only) (AJH)	0		
Rear Interior Trim Delete Group – Includes front center seat delete, rear floor storage tray delete and cab back trim panel delete (Regular Cab models only) (AS8)	0	0	
Rollback Carrier Group – Includes voltage monitoring auto idle-up system (5500 120-CA Regular Cab models only; requires 22 gallon mid-ship fuel tank, PTO prep and 220-amp alternator) (AH1)	0	0	
Single Rear Wheel Group (standard on DF 3500 10K GVWR models; available on 3500 over 10K GVWR models; not available on 4500/5500 models) (AR9)	•/0	•/0	•/0
Smoker's Group – Includes removable ashtray and cigar lighter (AWS)	0	0	0

• = Included. P = Available within Package noted. O = Optional.

FIAT® 500e

RAM 2500 CNG

GREEN TECHNOLOGY



This fully rechargeable electrically operated **zero-emissions minicompact FIAT 500e** offers “**no compromise**” performance, with comfort features that include **premium heated front leatherette/cloth seats**, a leather-wrapped steering wheel with **integrated audio and cruise controls**, power windows, door locks and mirrors, and a locking charge port door. Technology is impressive, with the Electronic Vehicle Information Center (EVIC) conveying real-time status of multiple vehicle systems. The **FIAT Premium Audio System** is standard on all models, with an available smartphone app delivering energy consumption info, charging station locations, GPS route planning, charging status and more. Seven air bags⁽²⁾, bi-halogen headlamps, a **comprehensive Electronic Stability Control (ESC)⁽³⁾ System** and an **Audible Pedestrian Warning System** round out the assets, demonstrating that **FIAT 500e will change the character and perception of your fleet**. Available only in California and Oregon.

PRODUCT HIGHLIGHTS

83 kW electric motor delivers 111 horsepower and 147 lb-ft of peak torque

24 kWh rechargeable Lithium-ion battery

84-mile EPA combined driving range⁽¹⁹⁾

Ride and handling are engineered to accommodate the added weight from the Lithium-ion battery pack

Tuned suspension for improved ride and handling characteristics

Large front stabilizer bar delivers impressive road manners

Premium electronics include a comprehensive EVIC displayed in the instrument cluster for easy viewing

Center-stack controls feature convenient design for ease of operation

State-of-the-art electronic push-button shifter is ergonomically engineered for ease of operation

Outstanding connectivity, including the available **YOUR FIAT® 500e** smartphone application

SAFETY & SECURITY

Advanced multistage front air bags⁽²⁾

Supplemental front-seat side air bags⁽²⁾

Side-curtain air bags⁽²⁾

Seat belt pretensioners

Child Seat Anchor System (LATCH)

Sentry Key® engine immobilizer system

Remote keyless entry

Vehicle theft security system

Antilock Brake System (ABS)

Electronic Stability Control (ESC)⁽³⁾ System

ParkSense® Rear Park Assist⁽⁵⁾ System

FEATURES

Dark interior/trim with color-matching exterior accents

Level 1 and 2 charging capability

GPS Navigation System with range, charging station locations and route-planning capability

24.7 cu. ft. of cargo volume with rear seats down

7-inch Thin Film Transistor (TFT) display with EVIC, power gauge, driving range, instantaneous energy level data, speed, state of charge, odometer and more

500e Uconnect® Access App which mimics vehicle EVIC display and allows destination programming to navigation, vehicle climate preconditioning and charge programming – among other features

Projected longer brake life than conventional vehicles

No oil changes

8 exterior colors



STANDARD ON ALL 2017 FIAT® 500e MODELS

- Audible Pedestrian Warning System
- Auto-dimming Rearview Mirror
- Automatic Temperature Control – Air conditioning
- EPA Combined Range of 84 miles⁽¹⁹⁾
- Fog Lamps
- Leather-wrapped Steering Wheel with Audio and Cruise Controls
- Load Floor Cover to Accommodate Charge Cord and Tire-inflator Kit
- ParkSense® Rear Park Assist⁽⁵⁾ System
- Power Windows, Door Locks, Mirrors and Locking Charge Port Door
- FIAT Premium Audio System with Six Speakers and 276-watt Amplifier
- Premium Heated (front) Leatherette/Cloth Seats
- Programmable Daytime Running Lamps
- Regenerative Braking System
- Remote Keyless Entry
- 7 Air Bags⁽²⁾
- SiriusXM® Satellite Radio⁽⁶⁾ (with 1-year subscription)
- Solar-tinted Glass
- Tilt Steering Wheel
- Uconnect® 5.0
- Tire Pressure Monitoring
- Bifunctional Halogen Headlamps
- Daytime Running Headlamps
- Child Seat Anchor System (LATCH)
- Tire Service Kit

POWERTRAIN

Configuration	FIAT 500e	Horsepower	Torque	MPGe ⁽¹⁹⁾ City/Hwy/Combined
83 kW Electric-drive Motor with Single-speed Gearbox	S	111	147 lb-ft	121/103/112

S = Standard.

DIMENSIONS*/SPECIFICATIONS

Exterior		FIAT 500e
Wheelbase		90.6
Track, Front		55.4
Track, Rear		55.0
Overall Length		142.4
Overall Width		64.1
Overall Height		60.1
Ground Clearance		4.5
Drag Coefficient (C _d)		0.311
Interior		
Seating	Seating Capacity (seats)	4
	Total Front Seat Travel (driver and passenger)	8.2
Front Passenger Area	Head Room	38.9
	Head Room with Sunroof	37.6
	Leg Room	40.7
	Shoulder Room	49.4
	Hip Room	47.8
Rear Passenger Area	Head Room	35.5
	Leg Room	27.6
	Shoulder Room	46.4
	Hip Room	42.6

Interior, continued		FIAT 500e
Interior Passenger/ Cargo Area Volume (cu. ft.)	Front-row Interior Volume	45.3
	2 nd -row Interior Volume	26.3
	Total Interior Volume	71.6
	Luggage Compartment Volume	7.0
	Luggage Compartment Volume (with rear seats folded)	24.5
Capacities		
Curb Weight (lb)		2,980

*All dimensions are in inches unless otherwise noted.

STANDARD FEATURES AND OPTIONS

	500e	500e E-Sport
Engine	2DJ	2DJ
83 kW Electric Drive Motor, 111 hp/147 lb-ft of torque	2EJ	2EJ
Transmission		
Single-Speed Gearbox		
Mechanical Features		
Batteries – 12-volt/500-amp, maintenance-free (low-voltage lead-acid) (BCD)	•	•
– Battery pack (B99)	•	•
Brakes – 4-wheel antilock with 4-wheel regenerative (BR7)	•	•
Steering – Electric power (SBL)	•	•
Suspension – Heavy-duty with MacPherson struts front and torsion beam rear (SDB)	•	•
Exterior Features		
Fascia Inserts – White (included with Black interior and Electric Orange Tri-Coat or Steam interior) (MPM)	P	P
– Black (included with Black interior except with Electric Orange Tri-Coat) (MPN)	P	P
Fog Lamps (LNJ)	•	•
Headlamps – Bifunctional halogen projector headlamp (LMC)	•	•
– Black-trimmed (MFL)		•
Mirrors – Body-color, power, heated (GTK)	•	
– Accent-color, power, heated (included with Black interior and Electric Orange Tri-Coat or Steam interior) (GTM)	P	
– Orange, power, heated with Orange bodyside stripe (M26)		•
Rear Spoiler – Eco (MXR)	•	•
Sunroof – Power (GWL)	O	O
Tires – P185/55R15 (T1A)	•	•
– Tire service kit (XFP)	•	•
Wheels – 15-inch x 5.5-inch front x 6.5-inch rear painted aluminum with Nero accented inserts (unique to 500e models) (WJT)	•	
– 15-inch x 5.5-inch front x 6.5-inch rear Nero painted aluminum with Electric Orange inserts (unique to 500e models) (WJV)		•
Windows – Power, with front 1-touch down (JPY)	•	•
Windshield Wipers – Front, variable/intermittent (JHA)	•	•
– Rear window wiper/washer (JHB)	•	•
Interior Features		
Climate Control – Automatic Temperature Control (ATC) with micron filter (HAB)	•	•
Cup Holders – Front and rear (CD1/CX2)	•	•
Defroster – Rear window (GFA)	•	•
Door Locks – Power (JPB)	•	•
Floor Covering – Carpet (CKB)	•	•

Interior Features, continued	500e	500e E-Sport
Floor Mats – Front and rear (CLE)	•	•
Instrument Panel – Accent-color bezel (JBK)	•	•
Mirror – Rearview automatic-dimming with microphone (GN5)	•	•
Power Outlet – 12-volt DC auxiliary (JJJ)	•	•
Seats – Front seat armrests (CUA/CV7)	•	•
– Front seat memory (LEQ/LE5)	•	•
– Front seatback pockets (CSM)	•	•
– Heated front seats (JPM)	•	•
– Leatherette front bucket seats (*E7)	•	•
– Rear 50/50 split-folding (CAU)	•	•
Speed Control (NHM)	•	•
Speedometer – Premium digital (TFT) (JAV)	•	•
Steering Wheel – Leather-wrapped with audio controls (SCL)	•	•
– Tilt (SUA)	•	•
Storage – Rear cargo shelf panel (CSF)	•	•
Sun Visors – With vanity mirrors (GNV)	•	•
Entertainment/Telematics Systems		
GPS Navigation System (JLN)	•	•
Radio – Uconnect® 5.0 AM/FM/Bluetooth® with 5-inch touchscreen and integrated voice command ⁽¹⁷⁾ (RA2)	•	•
– SiriusXM® Satellite Radio with 1-year subscription ⁽⁶⁾ (RSD)	•	•
– Uconnect Vehicle Access via Vehicle Application (RSH)	•	•
Speakers – Alpine® Premium Audio System (RC4)	•	•
Steering Wheel-mounted Audio Controls (RDZ)	•	•
Safety & Security		
Advanced Tire Pressure Monitoring System (XGM)	•	•
Air Bags – Advanced multistage front ⁽²⁾ (CG3)	•	•
– Driver-side knee blocker ⁽²⁾ (CGY)	•	•
– Supplemental front-seat side ⁽²⁾ (CJ1)	•	•
– Supplemental side-curtain ⁽²⁾ (CJ4)	•	•
Child Seat Anchor System (LATCH) (CGU)	•	•
Daytime Running Lamps (LMK)	•	•
Sentry Key® Engine Immobilizer System (GXW)	•	•

Safety & Security, continued

	500e	500e E-Sport
Head Restraints ⁽¹⁾ – Front-seat reactive (CBD)	•	•
ParkSense® Rear Park Assist ⁽⁵⁾ System (XAQ)	•	•
Remote Keyless Entry (GXM)	•	•
Seat Belts – Front-seat pretensioners (LAX)	•	•
Security Alarm System (LSA)	•	•

• = Included O = Optional. P = Available within Package noted.



Ranking among our finest innovations to **boost your fleet's capability and money-saving operation** is the Ram 2500 Heavy Duty CNG. This dual-fuel workhorse **takes fuel use to new levels of effectiveness, with a modified 5.7L HEMI V8** allowing use of unleaded regular and/or Compressed Natural Gas (CNG). With CNG **increasingly popular and available (typically priced less than gasoline, and some 20 to 30 percent under the cost of diesel)**, Ram 2500 CNG gives your fleet sustainable power with exceptional capability. Like all of the Ram Heavy Duty family, the unique heavy-duty three-link front and five-link coil spring rear suspension systems are standard on Ram 2500 CNG. Ram 2500 CNG offers an **impressive range of operation utilizing CNG technologies**.

PRODUCT HIGHLIGHTS

Regular Cab includes Tradesman® and SLT models in 4x2, 4x4 and long box configurations

Crew Cab includes Tradesman and SLT models in 4x2, 4x4 and long box configurations

Legendary 5.7-liter HEMI® V8 is calibrated for dual-fuel operation, with modified internal engine components, hardened valves and valve seats, and specially designed spark plugs – all factory-installed

Proven 66RFE 6-speed Automatic transmission

All components, engineering and production carry OEM-quality distinction: rigorous design and production with installation factory-sourced and -completed, ensuring minimal order-to-delivery time frames

Dual-fuel operation is seamless and automatic; no operator input or driver operation is required

Mileage for CNG is nearly identical to that delivered by conventional unleaded gasoline

Costs for CNG are currently (and are predicted to remain) some 20 to 30 percent lower than the average price of gasoline

Ram 2500 CNG features two specialized, ultra-strong CNG tanks contained in a 50-ksi steel box

CNG volume is the equivalent of 18 gallons of gasoline; projected range of operation from CNG is estimated at 255 miles⁽⁸⁾

All fuel inlet ports in the same location

3-link heavy-duty front suspension – Standard

Heavy-duty 5-link coil spring rear suspension – Standard

Manual part-time transfer case – Standard on Tradesman

Electronic part-time transfer case – Standard on SLT

Maximum capabilities – Regular Cab 4x2/4x4 (payload = 2,350/1,970, towing = 12,520/9,980) Crew Cab 4x2/4x4 (payload = 1,850/1,630, towing = 9,190/6,960)

SAFETY & SECURITY

Comprehensive Electronic Stability Control (ESC)⁽³⁾ System – Standard

Multistage front air bags⁽²⁾ – Standard

Supplemental side-curtain air bags⁽²⁾ – Standard

Supplemental side-seat air bags⁽²⁾ – Standard

Electronic Trailer Brake Controller – Standard on SLT, available on Tradesman

Advanced high-strength steel for the CNG system – Standard

FEATURES

Driving range suits fleets with practical efficiency: the standard 32-gallon unleaded gas tank gives the gas-only driving range an estimated 448 miles⁽⁶⁾

Range of operation from all fuels is uncommonly high, estimated at 703 miles⁽⁸⁾

Ram 2500 CNG is manufactured in Tradesman and SLT trim levels

Class V hitch receiver – Standard

Integrated 4- and 7-pin trailer wiring harness – Standard



RAM CNG TRADESMAN®



RAM CNG SLT

POWERTRAIN

Model	Engine	Transmission	Transfer Cases	
		66RFE 6-speed Automatic	Manual Part-time	Electronic Part-time
Crew Cab	5.7L HEMI® V8 with VVT 383 hp @ 5,600 rpm* 400 lb-ft of torque @ 4,000 rpm*	S	S	O

S = Standard. O = Optional. *When in gasoline mode.

DIMENSIONS⁽¹⁾/SPECIFICATIONS

Interior	Regular Cab 4x2/4x4	Crew Cab 4x2/4x4
Head Room	– Front 39.9 – Rear 39.9	41.0 39.9
Hip Room	– Front 62.9 – Rear 63.2	63.2 63.2
Shoulder Room	– Front 66.0 – Rear 65.7	66.0 65.7
Leg Room	– Front 41.0 – Rear 40.3	41.0 40.3
Seating Capacity (max)	3	6
Exterior	4x2 /4x4	4x2 /4x4
Wheelbase	140.2	169.3
Overall Length	230.4	259.4
Maximum Overall Height (empty)	76.2/78.0	76/78.6
Overall Width of Cab	79.4	79.4
Track	– Front 68.7 – Rear 68.1	68.7 68.1
Tailgate Load Height	36.5/38.0	34.3/38.1
Max Towing (lb)	12,520/9,980	9,190/6,960
Max Payload (lb)	2,350/1,970	1,850/1,630

⁽¹⁾All dimensions are for base model in inches unless otherwise noted. Information is subject to change.

⁽²⁾Based on 2016MY vehicle specifications. 2017 model-year information not available at time of printing.

STANDARD ON ALL 2017 RAM 2500 CNG MODELS

- 3.5-inch Driver Information Display (DID)
- Air Bags⁽²⁾
 - Multistage front⁽²⁾
 - Supplemental side-curtain⁽²⁾
 - Supplemental side-seat⁽²⁾
- Air Conditioning
- Alternators – 160-amp, standard
- Assist Handles – Driver and passenger
- Connectivity – 12-volt DC auxiliary (1 battery and 1 ignition feed)
- Electronic Stability Control (ESC)⁽³⁾ System
- Engine Cooling – Heavy-duty
- Full-size Spare Tire
- Gasoline Fuel Tank – 32-gallon tank, standard
- Media Hub
 - 1.5-amp fully functional USB port
 - Auxiliary jack for mobile devices
- Radio – Radio 3.0 AM/FM for Tradesman, Uconnect® 5.0 5-inch touchscreen for SLT
- Sentry Key® Theft Deterrent System – Engine immobilizer
- Speed Control
- Storage – Rear, underseat compartment and in-floor storage boxes (Crew Cab)
- Tire Carrier
- Tire Pressure Monitoring System
- Trailer Tow Capability – 4-/7-pin trailer harness plug with Class V hitch receiver (combination receptacle)

	Tradesman®	SLT
STANDARD FEATURES AND OPTIONS		
CPOS Package	2TA	2TG
Engine/Transmission		
5.7L HEMI® V8 CNG engine/66RFE 6-speed Automatic (EZ/DFP)	*27A	*27G
Mechanical Features		
Alternators – 160-amp (standard) (BAB)	•	•
– 180-amp (included with Snow Chief Group and SnowPlow Prep Group) (BAD)	P	P
Axles – 11.5-inch rear axle (DRQ)	•	•
– Antispin rear differential (DSA)	O	O
Electronic Monitoring Module (XXS)	O	O
Engine Cooling – Heavy-duty (NMC)	•	•
Gasoline Fuel Tank – 32-gallon tank (NG9)	•	•
Shocks – Front, heavy-duty (SFB)	•	•
– Rear, heavy-duty (SGB)	•	•
Skid Plates – Transfer case (included with Protection Group, Snow Chief and SnowPlow Prep Groups) (XEF)	P	P
Steering – Power recirculating ball (SBE)	•	•
Suspension – Front stabilizer bar (SHA)	•	•
Tire Carrier (TBM)	•	•
Tow Hooks (included with Protection Group) (XEA)	P	P
Trailer Tow Capability – Class V hitch receiver (XFR)	•	•
– 4-/7-pin trailer harness plug (combination receptacle) (XFU/XFK)	•	•
Transfer Cases – Electronic shift-on-the-fly (4x4 only) (DK3)	O	•
– Manual shift-on-the-fly (4x4 only) (DK1)	•	
Exterior Features		
Badging – 2500 designation, on door (MS4)	•	•
– 4x4 emblem (4x4 only) (MUS)	•	•
– HEMI V8 badge (MW5)	•	•
– Ram’s Head (MGA)	•	•
– SLT badge (MTD)		•

	Tradesman®	SLT
Exterior Features, continued		
Bumpers – Chrome (included with Chrome Appearance Group) (MCT/MBF)	P	•
– Painted Black (MB1/MBN)	•	
Clearance Lamps – Cab (LNC)	O	O
Door Handles – Black (included with low-volume paint) (MNA)	•	P
– Chrome (MNE)		•
Fog Lamps (available with Chrome Appearance Group) (LNJ)	F	O
Grille – Black surround with Black hex (MFF)	•	
– Chrome surround with Black hex (included with Chrome Appearance Group) (MFD)	P	•
Headlamp Filler Panel – Black (included with special-order paint) (MCJ)	P	P
– Body-color (MCM)	•	•
Headlamps/Taillamps – Automatic headlamps (LMG)	•	•
– Quad headlamps/incandescent taillamps (LME)	•	•
Locking Tailgate (XJJ)	•	•
Mirrors – 2500 – Standard size, 6- x 9-inch, manual (Black; Regular Cab only) (GPU)	•	
– Power/heated (Black; included with Power and Remote Entry Group on Tradesman Regular Cab) (GT6)	P/•	•
– 2500 – Available size, 7- x 11-inch (trailer-tow mirrors, 2-position foldaway with convex edge)		
– Manual (Black; Regular Cab only) (GPD)	O	
– Power/heated/puddle/turn (Black; requires Power and Remote Entry Group on Tradesman Regular Cab (GPG))	O	O
Side Steps – Chrome, wheel-to-wheel (Crew Cab only) (MRA)	O	O
– Chrome, cab length (MRT)	O	O
Tinted Glass (GAC)	•	•
Windshield Wipers – Variable/intermittent (JHA)	•	•
Interior Features		
Air Conditioning (HAA)	•	•
Assist Handles – Driver and passenger (CSP)	•	•
Auxiliary Instrument-Panel Switches (included with Snow Chief Group) (LHL)	O/P	O/P
Bezel – Center-stack, Black (JBF)	•	
– Color-keyed (JBY)		•
Cigar Lighter (included with Smoker’s Group) (JJA)	P	P

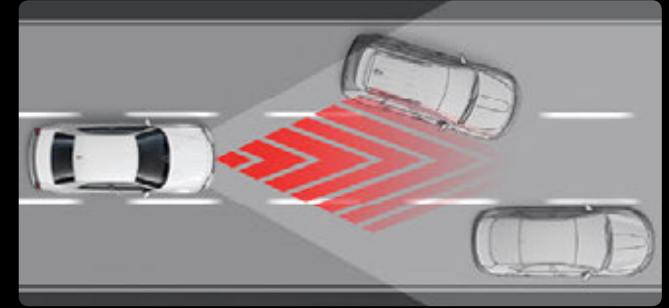
	Tradesman®	SLT
Interior Features, continued		
Clusters – 3.5-inch Driver Information Display (DID) (JAT)	•	•
Consoles – Full-size floor (included with bucket seats) (CUF)		P
– Overhead (included with RA2 radio) (CUN)	P	•
Door Locks – Manual (Regular Cab only) (JE8)	•	
– Power (JPB)	•	•
Floor Covering – Black vinyl (CKJ)	•	O
– Carpet (included with Popular Equipment Group) (CKE)	P	•
Floor Mats – Front and rear, carpeted (included with Popular Equipment Group; requires carpet floor covering) (CLE)	P	•
– Front and rear, rubber (CLF)	O	O
Mirrors – Rearview auto-dimming with video display (included with Cargo-View Camera ⁽⁵⁾ in combination with Back-Up Camera ⁽⁵⁾ or with 3.0 radio and Rear Back-Up Camera ⁽⁵⁾) (GN4)	P	P
– Rearview day/night (GNA)	•	•
Pedals – Non-adjustable (XA8)	•	•
– Power adjustable (XAP)		O
Seating – Cloth 40/20/40 split-bench seat, manual driver and passenger seats, front-seat adjustable head restraints ⁽¹⁾ in outboard seating positions, stain-repellent seat fabric, front armrest with cup holders; Crew Cab models include cloth-trimmed rear folding bench seat and storage tray (*V9)	P	•
– Manual adjusting driver and passenger seat (included with *TX and *V9 seats)	•	•
– Premium cloth 40/20/40 split-bench seat, power 10-way driver’s seat with power lumbar adjuster, manual passenger seat, front-seat adjustable head restraints ⁽¹⁾ in outboard seating positions, stain-repellent seat fabric, front armrest with cup holders, storage tray, front center-seat-cushion storage and 115-volt auxiliary power outlet (Crew Cab models include premium cloth-trimmed rear 60/40 split-folding bench seat and fold-flat load floor) (*M9)		O
– Premium cloth bucket seats, power 10-way driver’s seat with power lumbar adjuster, manual passenger seat, front-seat adjustable head restraints ⁽¹⁾ in outboard seating positions, stain-repellent seat fabric, full-length floor console and 115-volt auxiliary power outlet (Crew Cab models include premium cloth-trimmed rear 60/40 split-folding bench seat and fold-flat load floor) (*MJ)		O
– 10-way power driver’s seat and manual passenger seat (included with *M9 and *MJ seats) (JRT)		P
– 2-way power lumbar support (included with *M9 and *MJ seats) (JPW)		P
– Vinyl 40/20/40 split-bench seat, manual driver and passenger seats, front-seat adjustable head restraints ⁽¹⁾ in outboard seating positions, front armrest with cup holders; Crew Cab models include vinyl-trimmed rear folding bench seat and storage tray (*TX)	•	
– Work-grade vinyl 40/20/40 split-bench seat, manual driver and passenger seats, front-seat adjustable head restraints ⁽¹⁾ in outboard seating positions, front armrest with cup holders; Crew Cab models include vinyl-trimmed rear folding bench seat and storage tray (*SX)	O	
Speed Control (NHM)	•	•

	Tradesman®	SLT
Interior Features, continued		
Steering Column – Tilt (SUA)	•	•
Steering Wheel – Urethane (SCF)	•	•
Storage – Fold-flat load floor (included with *M9 or *MJ seats; Crew Cab models only) (CVN)		P
– Front center-seat-cushion storage (included with *M9 seats; available single-CD player packaged here) (CVH)		P
– Rear, in-floor storage boxes (Crew Cab models only) (CB9)	•	•
– Rear, underseat compartment (Crew Cab models only) (CUE)	•	•
Sunroof – Power (GWA)		O
Visors – Passenger-side, with vanity mirror (GNM)		•
Windows – Manual (Regular Cab only) (JF8)	•	
– Power, front 1-touch up/down (JP3)	•	•
– Rear fixed (GJD)	•	
– Rear sliding manual (Regular Cab only) (GFD)	O	•
– Rear-window defroster (GFA)	F	O
Uconnect® Multimedia		
Connectivity – 2.5-amp charging USB port (included with RA2 radio or higher, *M9 or *MJ seats) (RS3)	P	P
– 12-volt DC auxiliary (1 battery and 1 ignition feed) (JJJ)	•	•
– 115-volt AC auxiliary (included with *M9 and *MJ seats) (JKV)		P
– Media Hub (RS6)	•	•
– 1.5-amp fully functional USB port (RSX)	•	•
– Auxiliary jack for mobile devices (RSU)	•	•
– Media Hub (included with RA3 radio) (RSF)		P
– 1.5-amp fully functional USB port (RSX)		P
– Auxiliary jack for mobile devices (RSU)		P
Radios – Radio 3.0 AM/FM (RA1)	•	
– Uconnect 3.0 AM/FM/Bluetooth® Voice Command ⁽¹⁷⁾ (UA1)	O	
– Uconnect 5.0 AM/FM/SAT/Bluetooth (5-inch touchscreen display) (RA2)	O	•
– Uconnect 8.4 AM/FM/SAT/Bluetooth/Navigation-ready/Voice Command ⁽¹⁷⁾ (8.4-inch touchscreen display) (RA3)		O
– Uconnect 8.4 NAV AM/FM/SAT/Bluetooth/3D Navigation/Voice Command ⁽¹⁷⁾ (8.4-inch touchscreen display) (RA4)		O
Single-disc CD Player (RH1)	O	O

	Tradesman®	SLT
Uconnect® Multimedia, continued		
SiriusXM® Satellite Radio ⁽⁶⁾ (included with Popular Equipment Group) (RSD)	P	•
Speaker System – 6 speakers (RCG)	•	•
Uconnect Voice Command ⁽¹⁷⁾ (included with UA1 or higher radio) (XRB)	P	•
Tires and Wheels		
Tires – LT245/70R17E BSW All-Season (TWD)	•	
– LT275/70R18E BSW All-Season (included with Chrome Appearance Group) (TCN)	P	•
– LT275/70R18E OWL On-/Off-Road (TCP)	O	O
– LT285/60R20E OWL On-/Off-Road (included with 20-inch wheels) (TEA)		P
– Full-size spare (TBB)	•	•
Wheels – 17- x 7.5-inch styled steel, painted (WDA)	•	
– 18- x 8-inch painted steel (WBN)	O	
– 18- x 8-inch polished forged aluminum (WBJ)		O
– 18- x 8-inch steel, Chrome-clad (included with Chrome Appearance Group) (WBH)	P	•
– 20- x 8-inch polished aluminum (WRJ)		O
Safety & Security		
Air Bags ⁽²⁾ – Multistage front (CG3)	•	•
– Supplemental side-curtain (CGS)	•	•
– Supplemental side-seat (CJ1)	•	•
Brakes – Antilock 4-wheel disc (BRT)	•	•
Cargo-View Camera ⁽⁵⁾ (requires 8.4 radio) (LPD)		O
Electronic Stability Control (ESC) ⁽³⁾ System – Includes Brake Assist, Electronic Roll Mitigation, Hill Start Assist, Rain Brake Support, Ready-Alert Braking, Traction Control and Trailer Sway Control (TSC) (BNB)	•	•
Electronic Trailer Brake Controller (XHC)	O	•
Knee Bolsters	•	•
ParkSense® Front and Rear Park Assist System ⁽⁵⁾ (XAG)		O
ParkSense Rear Park Assist System ⁽⁵⁾ (XAA)	F/O	O
ParkView® Rear Back-Up Camera ⁽⁵⁾ – Video displayed in rearview mirror with 3.0 radio (XAC)	O	O
Remote Keyless Entry – Controls for power door locks, tailgate, illuminated entry system and panic alarm (included with Popular Equipment Group and Power and Remote Entry Group) (GXM)	P	•
Remote Start (XBM)		O

	Tradesman®	SLT
Safety & Security, continued		
Restraints – Front, center lap belt	•	•
– Front, height-adjustable, 3-point seat belts (outboard positions only) (CGD)	•	•
– Child Seat Anchor System (LATCH)	•	•
– Rear, 3-point seat belts (3 positions)	•	•
Security Alarm – Detects break-in (LSA)		0
Sentry Key® Theft Deterrent System – Engine immobilizer (GXX)	•	•
Tire Pressure Monitoring System with Display (XGM)	•	•
Packages/Equipment Groups		
Chrome Appearance Group – Includes Chrome front and rear bumpers, Chrome grille surround and Chrome-clad steel wheels (AED)	0	
Popular Equipment Group – Includes cloth 40/20/40 bench seat, carpeted flooring, floor mats, remote keyless entry and SiriusXM® Satellite Radio ⁽⁶⁾ (AJY)	0	
Power and Remote Entry Group – Includes premium vinyl door trim, remote keyless entry, power, heated mirrors, power locks and windows (AJH)	0	
Smoker’s Group – Includes ashtray and cigar lighter (AWS)	0	0
Snow Chief Group – Includes 180-amp alternator, transfer case skid plate, auxiliary switches, clearance lamps, 18-inch wheels with On-/Off-Road tires (AD2)	0	0
SnowPlow Prep Group – Includes 180-amp alternator and transfer case skid plate (AHD)	0	0

• = Standard. 0 = Optional. P = Package. F = Fleet only option.



At FCA US LLC we are committed to providing innovative and reliable safety and security features utilizing the latest technology to our customers to help keep both drivers and occupants safe. Our 2017 lineup incorporates secure handling, driver-assistance features, accident avoidance systems and advanced crash protection features. Through existing and emerging technologies, we are constantly incorporating and improving the proven outstanding safety and security features in our vehicles. For a complete list of standard or available safety and security features specific to your vehicle, please see the nameplate section of this brochure. More information on the functionality of these safety and security features can be found in the Owner's Manuals or User's Guides for your vehicle.

DRIVER WARNING AND ASSIST, CHASSIS CONTROL AND BRAKE SYSTEMS

ALL-SPEED TRACTION CONTROL SYSTEM Part of standard Antilock Brake System (ABS), helps keep driving wheels from spinning during acceleration from a stop or at speed by applying brakes alone or in combination with engine torque limitation.

ADAPTIVE CRUISE CONTROL (ACC)⁽¹³⁾ This system has the ability to adapt speeds based on traffic movement in front of the vehicle. The system can decrease the vehicle's preset speed when closing in on another vehicle in the same lane, or when another vehicle pulls into the same lane. The system will accelerate to the preset speed when the vehicle in front speeds up or moves into another lane. ACC will maintain a driver adjustable distance between the vehicle and the one in front of it. Some models may include a stop feature that can bring the vehicle to a full stop without driver intervention. In some cases the system has the ability to resume acceleration after the vehicle has come to a stop.

ANTILOCK BRAKE SYSTEM (ABS) Senses and prevents wheel lockup, offering improved steering control under extreme braking and/or slippery conditions.

BLIND-SPOT MONITORING (BSM)⁽⁵⁾ Uses dual ultra-wideband radar sensors to aid driver when changing lanes, passing or being passed; blind-spot vehicle presence noted via illuminated icons in sideview mirrors and driver-selectable audible chime.

BRAKE ASSIST System applies maximum braking power in emergency braking situations, minimizing stopping distance.

BRAKE-LOCK DIFFERENTIAL SYSTEM (BLDS) Allows the vehicle to maintain forward motion if one or more wheels lose traction by selectively applying brakes to transfer torque to the wheel(s) with traction.

BRAKE-THROTTLE OVERRIDE Allows driver to stop the vehicle when throttle and brake inputs occur simultaneously; electronic throttle control reduces engine-power output until vehicle stops or pedal inputs cease.

BRAKE/PARK INTERLOCK Prevents the transmission from being shifted out of Park unless the brake pedal is pushed.

BRAKE TRACTION-CONTROL SYSTEM (BTCS) Helps to keep driving wheels from spinning during acceleration from a stop or during slow speeds by applying individual brakes to the slipping wheel(s).

ELECTRONIC BRAKE-FORCE DISTRIBUTION Optimizes stopping distances and control under all vehicle loading conditions by regulating braking pressure, front-to-rear.



ELECTRONIC/ELECTRIC PARKING BRAKE (EPB) This system utilizes a parking brake switch mounted in the center console that replaces the conventional pull-handle/push-pedal system. The system features a motor-on-caliper (MOC) design at each rear wheel with an electronic control module; both are used to apply the parking brake. There are four modes of operation: **Static Apply and Release** requires the driver to engage and hold the parking brake switch until the system applies the brakes. **Dynamic Apply** will engage the parking brake if the system senses the vehicle starting to move after the vehicle has been stopped. The **Drive-Away Release** function will disengage the parking brake if the vehicle is placed in Drive or Reverse. **Safe Hold** will stop the vehicle if the driver unlatches the seat belt and opens the door without placing vehicle in Park. The Pacifica also adds the **Auto Apply** mode, when the vehicle's speed is below 3 km/h, and the automatic transmission is put in Park position, the EPB automatically applies.

ELECTRONIC STABILITY CONTROL (ESC)⁽³⁾ Enhances directional control and stability of the vehicle in various driving conditions; activation occurs when the driver's desired path (based on steering-wheel angle) differs with the vehicle's actual path. ESC may automatically reduce throttle input and/or selectively deploy brakes to counteract oversteer or understeer.

ELECTRONIC ROLL MITIGATION (ERM) An extension of ESC,⁽³⁾ using input from the ESC sensors to anticipate if the vehicle is at risk of entering a potential roll situation, then applying the brakes individually while modulating the throttle position as needed.

FORWARD COLLISION WARNING (FCW)⁽¹²⁾ This system uses forward-facing radar sensors to detect when the vehicle may be approaching another vehicle too rapidly; it then alerts the driver with a visual and audible response so the driver can determine what action must be taken in order to prevent collision. Some models may also include additional assistance that, when the system detects no driver response, the system can trigger brief brake application as tactile alert; if driver remains unresponsive and frontal collision risk remains, brakes are applied to slow vehicle before impact; in some cases the system can bring vehicle to full stop if the speed is reduced below 15 miles per hour (mph).

HILL ASCENT CONTROL Part of Selec-Speed[®] Control, this feature allows select vehicles to climb steep grades with minimal driver input.

HILL DESCENT CONTROL Part of Selec-Speed Control, this feature allows select vehicles to descend steep grades with minimal driver input.

HILL START ASSIST (HSA) Assists drivers when starting a vehicle from a stop on a hill by maintaining the level of brake pressure applied for a short period of time after the driver's foot is removed from the brake pedal. If the throttle is not applied within a short period of time after the driver's foot is removed from the brake pedal, brake pressure will be released.

LANE DEPARTURE WARNING/LANESENSE[®] (LDW)^(2b) This system leverages electric power steering (EPS) and uses a camera mounted inside and on the front of the vehicle in order to identify the lines on the road. The system determines where the vehicle is positioned between the lines and monitors the vehicle's movement down the road. Should the vehicle begin to move onto either line with no driver use of the turn indicator, the system will warn the driver with a visual warning, and then with a slight vibration warning in the steering wheel that the car is about to move out of the lane. If nothing is done to correct the drift, the system will automatically align the vehicle to its correct lane position.

PARKSENSE[®] (FRONT/REAR PARK ASSIST)⁽⁵⁾ At low speeds, this system assists in the detection of stationary objects by using ultrasonic sensors on the rear or front of the vehicle (depending on model). The system may consist of audible and visual warnings for the driver and has a display integrated into the instrument cluster. Some models may also include an additional feature that, if imminent collision is detected, the system will provide a momentary, autonomous brake pulse, then release. Below 4.4 mph, system will bring vehicle to a stop before releasing.

PARKSENSE PARALLEL/PERPENDICULAR PARK ASSIST⁽⁵⁾ This system uses ultrasonic parking sensors on the bumper that can guide driver into a parking space. The system automatically controls steering-wheel angle. The driver controls the gear position, brake and accelerator. Parallel parking is possible on either side of vehicle by selecting the direction with the turn signal; for perpendicular parking, vehicle backs itself into the space.



PARKVIEW® REAR BACK-UP CAMERA⁽⁵⁾ Provides wide-angle view of area immediately behind the vehicle, giving driver greater peace of mind before reversing. Some vehicles may feature dynamic grid lines to aid the driver when maneuvering into parking spaces or narrow areas. When the transmission is shifted into Reverse, the image is displayed on the multimedia screen or in the rearview mirror (depending on system). The all-new Pacifica will now have the available 360-degree sensing and Surround-View Camera⁽⁵⁾ system. There are also cameras located in the exterior mirrors for side visibility in parking situations.

RAIN BRAKE SUPPORT In rainy conditions, the brake system occasionally pushes brake pads lightly against brake rotors to help keep rotors dry.

READY ALERT BRAKING (RAB) Anticipates situations when driver may initiate an emergency brake stop and uses the ESC⁽³⁾ pump to set brake pads against rotors, decreasing the time required for full brake application.

REAR CROSS-PATH (RCP) DETECTION⁽⁵⁾ In obscured vision situations, warns driver of lateral traffic when backing up; it automatically activates any time a vehicle is in Reverse gear. Driver is alerted of approaching vehicle(s) via illuminated icons on sideview mirrors and by a driver-selected audible chime.

TRAILER SWAY CONTROL (TSC)/DAMPING⁽³⁾ Reduces trailer sway and improves handling in adverse towing conditions caused by crosswinds and traffic. The system monitors the vehicle's movement relative to the driver's intended path, then applies alternating brake pressure to slow the vehicle and then increases the pressure on one front wheel in order to counteract the sway induced by the trailer.

OCCUPANT RESTRAINT TECHNOLOGY

ADVANCED MULTISTAGE DRIVER AND FRONT-PASSENGER AIR BAGS⁽²⁾ Inflate with force appropriate to the severity of the impact; meet FMVSS 208 advanced air bag requirements for smaller, out-of-position occupants.

ALL-ROW, FULL-LENGTH SIDE-CURTAIN AIR BAGS⁽²⁾ Extend protection to all outboard front- and rear-seat passengers. Devices housed in headliner above side windows, each side air bag has its own impact sensor that triggers deployment on the side of the vehicle where impact occurs.

CHILD SEAT ANCHOR SYSTEM (LATCH) Designed to ease installation of compatible aftermarket child seats.

HEIGHT-ADJUSTABLE SEAT BELTS Outboard seat belts feature height adjustments, allowing for seat belt to be placed in optimal position for any driver.

BELT ALERT Activates chime and/or illuminates icon in instrument cluster to remind driver and front passenger to buckle up if vehicle is driven without belted front-seat occupants.

FORWARD VISION Available on Chrysler Pacifica, this system features a camera located on the vehicle's front that displays an image on the Uconnect® screen when the vehicle is shifted into Drive and objects are detected.

FRONT SEAT BELT ADAPTIVE/ACTIVE LOAD LIMITERS Designed to optimize the chest loading in an impact event.

FRONT SEAT BELT PRETENSIONERS During a collision, impact sensors initiate front seat belt pretensioners to remove slack in the seat belt system, thereby reducing the forward movement of the occupant's head and torso.



FRONT-SEAT/REAR-SEAT-MOUNTED SIDE PELVIC THORAX BAGS⁽²⁾ Provide enhanced protection to the driver and front passenger in certain impacts. Each side air bag has its own impact sensor that triggers deployment on the side where an impact occurs.

DRIVER'S-SIDE KNEE AIR BAG⁽²⁾ Deploys with the advanced multistage driver air bag; located below the instrument panel, the device is designed to properly position occupant during impact while offering additional lower leg protection.

FRONT-PASSENGER KNEE AIR BAG⁽²⁾ Deploys with the advanced multistage passenger air bag; located below the instrument panel, the device is designed to properly position occupant during impact, while offering additional lower leg protection.

OCCUPANT RESTRAINT CONTROLLER⁽²⁾ Detects impact and determines whether crash is severe enough to trigger air bag deployment and whether primary- or secondary-stage inflation is sufficient. Also detects side impacts and determines whether rail-curtain and side seat-mounted (thorax protection) air bags should deploy. Engagement of the front seat belt pretensioners is also managed via controller.

ACTIVE HEAD RESTRAINTS⁽¹⁾ Deploys in event of rear collision; designed to reduce injuries by minimizing the gap between head restraint and occupant's head.

STRUCTURAL SYSTEMS

ENERGY-ABSORBING STEERING COLUMN Manual adjust steering column features two hydroformed coaxial tubes that move relative to each other to allow for enhanced energy absorption during an impact. Power adjust steering column employs a calibrated bending element that deforms during column stroke for optimal energy management.

FRONT AND REAR CRUMPLE ZONES These specially formed structural members crumple and absorb energy in the event of a collision, helping protect the occupant cabin.

SAFETY-CAGE BODY STRUCTURE Protects occupants by managing and controlling energy in the event of an impact.

SIDE-GUARD DOOR BEAMS Tough reinforcement beams inside the doors help increase occupant protection in a side collision.

LIGHTING AND VISIBILITY SYSTEMS

ACTIVE TURN SIGNALS Turn signal flashes three times when stalk is depressed for one second.

AUTO-DIMMING REARVIEW MIRROR Auto-dimming mirror automatically reduces glare from bright light allowing driver to have a clearer view of the road ahead.

AUTOMATIC DEFOG Automatic temperature control system measures interior humidity and activates defogging system without driver intervention.

AUTOMATIC HEADLAMPS Headlamps turn on and off automatically depending on exterior light levels and if windshield wipers are operating.

AUTOMATIC HIGH-BEAM HEADLAMP CONTROL Provides increased forward lighting at night by automating high-beam control through the use of a digital camera mounted on the inside rearview mirror. This camera detects vehicle-specific light and automatically switches from high beams to low beams until the approaching vehicle is out of view.



CORNERING FRONT FOG LAMPS This feature is designed to improve visibility at night and is programmable in the Uconnect® settings. When the steering wheel is turned or the turn signal indicator is activated, a light incorporated in the fog lamp will turn on the relevant side exposing curbs, potential potholes, ice patches or other driving hazards.

DAYTIME RUNNING LAMPS (DRLs) These low-intensity halogen or signature LED lights illuminate during daytime conditions to increase the vehicle's visibility to other drivers.

ENHANCED ACCIDENT RESPONSE SYSTEM (EARS) Makes it easier for emergency personnel to see and reach occupants in the event of an accident by turning on the interior lighting and unlocking doors after air bag deployment; also shuts off flow of fuel to the engine.

WINDSHIELD WIPER DE-ICER Prevents wiper blades from freezing to the windshield, and improves cold-weather wipe ability.

HEATED WINDSHIELD WASHER NOZZLES Delivers heated washer fluid to more efficiently clear windshield in inclement weather.

RAIN-SENSITIVE WINDSHIELD WIPERS A driver-convenience feature that automatically senses moisture on the windshield and activates the wipers.

LED FOG LAMPS Provide improved illumination during inclement weather.

LED TAILLAMPS Provide multi-function illumination (brake, turn and running light functions) with harmonious and consistent illumination throughout the taillamp due to individual illumination points.

SUPPLEMENTAL TURN SIGNALS Signal lamp built into housing of exterior mirrors allows turn signals to be viewed from the front, as well as the sides and rear of the vehicle in order to alert oncoming traffic and pedestrians.

EMERGENCY CONNECTIVITY AND OTHER SAFETY AND SECURITY FEATURES

911 CALL/ASSIST CALL⁽⁶⁰⁾ Enabled by a built-in data connection, the system connects occupants directly with emergency service providers. For roadside assistance or Uconnect system questions, a separate button establishes direct contact with appropriate respondents.

AUTO-REVERSE SUNROOF Automatically reverses when it senses an obstruction while closing.

AUTO-REVERSE WINDOWS Automatically reverses when it senses an obstruction while closing.

CAPLESS FUEL FILLER Uses a flapper placed at the filler pipe of the fuel tank opening designed to prevent filling the incorrect type of fuel; flap closes automatically upon removal of gas nozzle.

CHILD-PROTECTION REAR DOOR LOCKS Disables the rear doors' inside release handle by adjusting a small lever on door-shut face.

EXPRESS-UP/DOWN WINDOWS One-touch express-up/down window button, located on the front driver and (depending on model) passenger-side door.

INSIDE EMERGENCY TRUNK-LID RELEASE Glow-in-the-dark handle enables unlocking from inside trunk.

GLOBAL POSITION SENSOR (GPS) Used for navigation guidance and electronic vehicle tracking.

KEYLESS ENTER 'N GO™ Electronic sensors detect if unique vehicle key fob is present, which enables passive cabin entry and trunk access. Turns on interior lamps and enables push-button ignition – no need to insert fob.

KEYSENSE® This feature, available on Chrysler Pacifica, enables limits to be set for speed, Forward Collision Warning (FCW),⁽¹²⁾ ParkSense,^{®(12)} radio volume and SiriusXM® Channel Skip, and are controlled via a four-digit pin.

LOCKING FUEL FILLER DOOR Prevents theft or tampering, which can lead to damage, inefficiency and unwanted fuel vapor release.

REMOTE KEYLESS ENTRY Locks and unlocks doors and turns on interior lamps. If vehicle is equipped with security alarm, remote keyless entry also arms and disarms the system.

REMOTE START Fob-activated convenience; starts engine and activates interior climate settings while maintaining vehicle security.

SENTRY KEY® ENGINE IMMOBILIZER Utilizes an engine key with embedded transponder and preprogrammed security code to discourage vehicle theft. When key is inserted into the ignition, controller sends a random number to the transponder and the engine is allowed to start. If an incorrect key is used, the engine will shut off after a few seconds.

SIRIUSXM TRAFFIC⁽⁶⁾ This subscription-based system provided by SiriusXM Satellite Radio⁽⁶⁾ delivers continuously updated information on accidents, traffic flow, scheduled road closings and other traffic-related incidents.

SIRIUSXM TRAVEL LINK⁽⁶⁾ This subscription-based system provided by SiriusXM Satellite Radio⁽⁶⁾ delivers real-time traffic updates, local fuel prices, weather conditions, sports scores, and movie locations with feature times.

SPEED-SENSITIVE DOOR LOCKS System automatically locks doors when vehicle acceleration reaches prescribed threshold.

TILT/TELESCOPING STEERING COLUMN Allows steering column to tilt and move toward or away from the driver to achieve a comfortable position.

TIRE PRESSURE MONITORING (TPM) SYSTEM Informs the driver when tire pressure is too low. Pressure-sensor modules within valve stems of all four wheels send continuous radio-frequency signals to a receiver. Available system uses graphic display to indicate specific tire pressure(s).

UCONNECT® ACCESS This subscription based system offers a host of features that may include remote services for starting, locking and unlocking your vehicle, voice-to-text, stolen vehicle location assistance and mobile hot spot.

INTEGRATED VOICE COMMAND⁽¹⁷⁾ This in-vehicle, voice-activated communications system allows drivers to use Bluetooth®-compatible phones while keeping their hands on the wheel and eyes on the road; voice commands also enable audio system and navigation system operation and access to real-time information, such as weather forecasts via SiriusXM Travel Link.⁽⁶⁾

ENGINES & TRANSMISSIONS



CVT2



8-SPEED



9-SPEED



FLEX FUEL
ENGINES



1.4L MULTIAIR®



1.4L TURBO
WITH MULTIAIR



WORLD ENGINES



2.4L TIGERSHARK®
WITH MULTIAIR2



PENTASTAR® V6



5.7L HEMI® V8



6.4L HEMI V8



3.0L
ECODIESEL I-4



3.0L
ECODIESEL V6



CLEAN-DIESEL
TECHNOLOGY




ALTERNATIVE
FUELS

THE CONTINUOUSLY VARIABLE TRANSMISSION II (CVT2)

Unlike conventional automatic (and manual) transmissions which have fixed gears and gear ratios, the Continuously Variable Transmission II offers the equivalent of “gear changes” – but in a dramatically “stepless” manner that encompasses an infinite number of effective gear ratios. The principal effect is flexibility: the engineering allows the driveshaft to maintain a constant angular velocity over a range of output velocities for results that are dramatic, and in today’s economy, important. By allowing the engine to run at the most efficient revolutions per minute (rpm) over a wide range of speeds and conditions, the CVT2 can provide better fuel economy than conventional transmissions, and can maximize the overall performance of a vehicle by allowing the engine to turn at the optimal rpm for peak power.

Advantages: contributes to greater fuel efficiency than conventional transmissions and maximizes overall performance by allowing the engine to operate at peak rpm.




THE 8-SPEED AUTOMATIC TRANSMISSION

Part of our commitment to improve performance and further enhance fuel efficiency is to constantly set our sights on technology to help meet those goals. One outstanding example of this dedication is our application of 8-speed automatic transmissions, now utilized in many of our vehicles.

Working with ZF, a world leader in transmission innovation and technology, select models in the Chrysler, Jeep, Dodge and Ram lineups feature this exceptional longitudinal transmission as standard equipment. American industry and labor will also benefit: domestic production in our Kokomo, Indiana, transmission plant is robust. The 8-speed automatic encapsulates the FCA US LLC focus on next-generation vehicles and sustainable, fuel-saving technologies.

Advantages: one step further toward an environmentally friendly technology to help reduce fuel consumption; extra gears provide superb cruising characteristics during long-distance travel and everyday highway speeds.



THE 9-SPEED AUTOMATIC TRANSMISSION

Our never-ending commitment to *do it better* has achieved remarkable results – and it’s best seen in an overarching view of the FCA US LLC Portfolio. We push the boundaries of industry standards, and strive to achieve more efficient powertrains, ever-better performance and continuously improved fuel economy figures.

A leading contributor in all of these areas is the ZF 9-speed automatic transmission. Introduced on the 2014 Jeep® Cherokee model, the ZF 9-speed is now incorporated as a powertrain partner over a broad lineup of models, including the all-new 2017 Chrysler Pacifica. The 2017 model year highlights the 9-speed in its wide range of automatic applications, and its use demonstrates near-universal capability. Notable is its use in commercial vehicles – which, given their intensive long-term use, have long been the benchmark for capability and durability. It’s no exaggeration to say that this transmission has played a pivotal role in making these vehicles significantly more competitive in their respective segments. Compactly packaged with innovative engineering, this is one powertrain component that helps separate FCA vehicles from the rest.

The 9-speed transmission is found on the following 2017 models:

- Chrysler Pacifica – Standard with the 3.6L V6
- FIAT® 500X – Available with the 2.4L Tigershark
- Jeep Renegade® – Available with the 2.4L Tigershark
- Jeep Cherokee – Standard with the 2.4L Tigershark
- Ram ProMaster City® – Standard with the 2.4L Tigershark



THE FLEX FUEL EDGE: VERSATILITY AND WALLET-FRIENDLY EFFICIENCY



The advantages to Flex Fuel engineering have proven themselves with indisputable authority, and today, the FCA US LLC Fleet Portfolio gives you multiple choices throughout an increasingly diverse selection of vehicles. Recent innovations now augment the Flex Fuel capability of our flagship 3.6-liter Pentastar® V6 with additional Flex Fuel versatility to two of our Tigershark® line of engines – with their exclusive MultiAir® technology further helping to boost fuel efficiency figures.

Flex Fuel capability is found on these 2017 models:

- Chrysler 300 with the 3.6L Flex Fuel V6
- Dodge Charger with the 3.6L Flex Fuel V6
- Dodge Charger Pursuit with the 3.6L Flex Fuel V6
- Dodge Grand Caravan with the 3.6L Flex Fuel V6
- Dodge Journey with the 3.6L Flex Fuel V6 (FWD only)
- Jeep® Cherokee with the 2.4L Flex Fuel Tigershark
- Jeep Renegade with 2.4L Flex Fuel Tigershark (FWD only)
- Ram 1500 with the 3.6L Flex Fuel V6


Advantages: decreased fuel expenditures due to the reduced cost of ethanol vs. gasoline; increased use of domestically grown products; reduced greenhouse gas emissions when compared to engines which lack the technology.



THE 1.4-LITER MULTIAIR® ENGINE

The engineering partnership created by the FIAT® and Chrysler teams resulted in remarkable technology to deliver economical and efficient power. The incorporation of MultiAir engineering helps maximize fuel efficiency with state-of-the-art software that communicates ideal fuel consumption usage to the driver. This fuel-conscious engineering results in a fully integrated, naturally aspirated engine generating 101 horsepower @ 6,750 rpm and a very capable 98 lb-ft of torque @ 4,250 rpm. The proprietary MultiAir technology helps deliver up to 10 percent more power, with concomitant gains in fuel economy: it reduces fuel consumption by 10 percent when compared to similar competitive engines – outstanding savings when measured over time.

Advantages: produces greater power and offers less fuel consumption than similar competitive engines.



THE 1.4-LITER TURBO WITH MULTIAIR

Taking its cue from the respected 1.4L MultiAir engine, versions of this turbocharged powerplant are the driving force behind the 2017 Jeep® Renegade®, and FIAT 500 Abarth®, 500L, 500t and 2017 500X Pop models. Utilizing exclusive MultiAir principles – specialized technology that emphasizes improving fuel efficiency, reducing emissions and achieving greater power through electrohydraulic actuation of the intake valves – the 1.4L Turbo with MultiAir is ideally calibrated for each application. Dual intercoolers for the FIAT 500 Abarth and 500t – and a single intercooler on Jeep Renegade, 500X and 500L – reflect exacting engineering. The engine features low-tension piston rings, with specialized piston oil squirters for cooling; each contributes to fuel-efficient performance, while still delivering impressive horsepower and torque figures: 135 – 160 hp for FIAT models with 150 lb-ft of torque for FIAT 500t and up to 183 lb-ft of torque for Abarth, and 160 hp with 184 lb-ft of torque @ 2,500 – 4,000 rpm for Jeep Renegade.

Advantages: turbocharged power, impressive and responsive performance – with exceptionally efficient use of fuel.



FIAT 500 Abarth engine shown.

THE 2.4-LITER TIGERSHARK® WITH MULTIAIR®2

This high-performance 4-cylinder powerplant, includes advanced electrohydraulic actuation of the intake valves to ensure precise valve actuation, timing and duration. The 2.4L also minimizes fuel consumption and engine noise; helping here are the aluminum head/camshaft cover and the aluminum front engine cover (serving, too, to help reduce weight). Notable in the Tigershark displacement is the specialized oil squirters, which spray oil on the bottom of the pistons: the technology helps maintain cylinder wall and piston temperatures for improved fuel economy and performance over competitive engines lacking the feature. Estimates for performance meld economy with capability: 184 hp/171 lb-ft of torque available for Jeep® Cherokee models; 180 hp/175 lb-ft of torque available for Jeep Renegade® and 2017 FIAT® 500X, and 178 hp/174 lb-ft of torque available for Ram ProMaster City.®

Advantages: low, consistent operating temperatures, with MultiAir technology enabling larger displacement figures; better fuel figures than comparable engines which lack the technology.



Dart engine shown.

THE 2.0L AND 2.4L WORLD ENGINES

The World Engine lineup is the high-technology answer to our customers' demand for affordably priced, fuel-efficient and durable engines. In most cases, they combine dual Variable Valve Timing (VVT) and intake manifold flow control valves with dual overhead camshafts, four valves per cylinder and high compression ratios. The result of these technologies: more power, along with power levels at or near class leadership, better fuel efficiency and smoother, quieter operation. Significant features include acoustic cylinder head covers, dual counter-rotating balance shafts, an acoustic oil pan and a reduction in ancillary sources of noise and vibration. The World Engine is available on the Dodge Journey.

Advantages: outstanding performance balanced by excellent fuel efficiency and phenomenally quiet operation.



THE 3.2- AND 3.6-LITER PENTASTAR® V6: OUTSTANDING POWER, IMPRESSIVE FUEL EFFICIENCY

Spanning the brands of Chrysler, Dodge, Jeep® and Ram, the Pentastar V6 powerplant delivers welcome fuel efficiency and refined performance. Attributes of the 3.2L and 3.6L Pentastar V6 reflect a robust commitment to state-of-the-art engineering: dual overhead camshafts, a high-pressure die-cast aluminum cylinder block, high-flow intake and exhaust ports, and dual independent camshaft phasing. As well, the Pentastar V6 appears with a modified displacement to achieve similar outstanding performance characteristics while ensuring the ideal use of fuel; your fleet can anticipate notable economy ratings.

EFFICIENCY GETS AN UPGRADE

Late 2015 ushered in big changes for the Pentastar engine. This latest generation, deemed the Pentastar Upgrade (PSU) by Engineering, brings improvements in fuel economy, drivability and overall customer satisfaction. With 85% of the engine being new, most recent improvements provided nearly a 6% increase in fuel economy and up to a 14.9% increase in torque at low rpms. Helping add to the improvement in fuel economy, the implementation of Electronic Start/Stop (ESS), which under most conditions turns the engine off while the vehicle is not in motion and in drive. The first vehicles offered with this latest upgrade are the 2016MY Dodge Durango and the Jeep Grand Cherokee, and moving into 2017MY, the all-new Chrysler Pacifica.

The 3.2L or 3.6L Pentastar V6 engines will be offered on the following 2017 models:

- Chrysler 300 – 292 hp/260 lb-ft of torque
- Chrysler 300S – 300 hp/264 lb-ft of torque
- Chrysler Pacifica – 287 hp/262 lb-ft of torque
- Dodge Charger – 292 hp/260 lb-ft of torque
- Dodge Charger – 300 hp/264 lb-ft of torque (with the Rallye Group)
- Dodge Durango – 295 hp/290 lb-ft of torque
- Dodge Grand Caravan – 283 hp/260 lb-ft of torque
- Dodge Journey – 283 hp/260 lb-ft of torque
- Jeep Cherokee (3.2L) – 271 hp/239 lb-ft of torque
- Jeep Grand Cherokee – 295 hp (dual exhaust), 293 hp (single exhaust)/260 lb-ft of torque
- Jeep Wrangler – 285 hp/260 lb-ft of torque
- Ram 1500 – 305 hp/269 lb-ft of torque
- Ram ProMaster® – 280 hp/260 lb-ft of torque



THE LEGENDARY 5.7-LITER HEMI® V8 ENGINE

The 5.7-liter HEMI V8 features Variable Valve Timing (VVT), a high compression ratio and – in many select models – the advantage of invaluable Fuel Saver Technology. In Ram trucks, the addition of an active intake manifold with a Short Runner Valve (SRV)⁽²¹⁾ helps boost both peak power and peak torque, and improves low-end torque for more refined performance.

The 5.7L HEMI V8 provides smooth, quiet operation and excellent durability. VVT gives the engine low-speed torque while maximizing fuel efficiency and reducing engine noise. By deactivating four of the eight cylinders, MDS/Fuel Saver Technology enables the engine to perform powerfully during acceleration, and yet more economically when the vehicle is cruising. When operating in four-cylinder mode, fuel efficiency is improved.

The 5.7-liter HEMI V8 engine is available on the following 2017 models:

- Chrysler 300 – 363 hp/394 lb-ft of torque
- Dodge Charger – 370 hp/395 lb-ft of torque
- Dodge Durango – 360 hp/390 lb-ft of torque
- Jeep® Grand Cherokee – 360 hp/390 lb-ft of torque
- Ram 1500 – 395 hp/410 lb-ft of torque
- Ram 2500 and 3500 SRW pickups – 383 hp/400 lb-ft of torque (non-MDS calibration)



Ram engine shown.

THE 6.4-LITER HEMI V8 WITH VVT AND MDS

The 6.4-liter HEMI V8 utilizes many engineering innovations of the 5.7-liter HEMI V8. One, Variable Valve Timing (VVT), with its precise opening and closing of valves, sharply ramps up horsepower and torque, and ensures outstanding performance under a wide variety of loads. Another, the Multi-Displacement System (MDS), is fuel saving technology that addresses the bottom line. By deactivating four of the eight cylinders while cruising, the 6.4-liter delivers effective fuel-efficiencies with outstanding power. Such assets are why this gas engine is standard for Ram 3500 DRW pickup and all Ram Chassis Cab models, and why it's available for Ram 2500 and 3500 Heavy Duty pickups. Furthermore, when mated to the AISIN® 6-speed automatic transmission on Ram Chassis Cabs, the powertrain even delivers MDS capability with available PTO while in stationary mode.

Commercial applications show durability; performance use demonstrates all-around capability. For 2017, we're using the 6.4L HEMI to power the Dodge Charger R/T Scat Pack – with a blistering 485 hp and 475 lb-ft of torque. Fuel Saver Technology is also included when paired with the 8-speed automatic.

Other horsepower and torque figures reflect outstanding capability: 410 hp for Ram 2500 and 3500 pickups (370 hp for 3500 Mega Cab® models) with 429 lb-ft of torque across the board for those 2017 Ram models.

Advantages: exceptional horsepower and torque with fuel-efficient performance from MDS/Fuel Saver Technology.



Ram engine shown.

3.0-LITER IN-LINE 4-CYLINDER TURBOCHARGED ECODIESEL

This innovative performer has shown itself to be a powerful and fuel-efficient diesel offering, and smartly ratchets up the powertrain portfolio for select 2017 FCA US LLC Fleet offerings. Compact and efficient, the 3.0L EcoDiesel is now in its sixth generation of application, featuring an electronically controlled high-pressure (2,000-bar) common rail fuel injection system working with a variable geometric turbocharging configuration. Its designed-in toughness and reliability makes it a natural for demanding commercial applications.

The variable geometry turbocharger (VGT) optimizes performance, helping deliver exceptional load response and fuel use. Principal advantages of the 3.0L EcoDiesel include ideal diesel consumption, the reduction of “turbo lag” (by providing increased turbine power at low engine speeds, which also increases the performance of engine braking), along with minimal noise, vibration and harshness (NVH) for driver and occupants. With its B5 biodiesel compatibility and unique Diesel Exhaust Fluid (DEF) system (that maintains full power even when the fluid is low), the available 3.0L EcoDiesel easily meets the day-in and year-out requirements of the 2017 Ram ProMaster® Cargo and Windowed Vans, Cutaways and Chassis Cab models, generating a solid 174 horsepower backed with 295 lb-ft of torque.

Advantages: an uncommon blend of power, torque, fuel-efficient performance and operational sophistication.



3.0-LITER 6-CYLINDER TURBOCHARGED ECODIESEL

Powertrain developments at FCA US LLC are focused on two critical goals: leadership in engine and transmission development, and ever-greater fuel-efficient performance. The 3.0-liter EcoDiesel V6 Turbo – mated to the 8-speed automatic transmission – amply demonstrates these achievements, with availability in the flagship Ram 1500 pickup and Jeep® Grand Cherokee models.

This exclusive powertrain is all about performance (measured in horsepower, torque and fuel economy) with benchmark levels of reduced emissions when compared to previous iterations of the diesel engine. Using advanced engineering, the 3.0L EcoDiesel V6 churns out 420 lb-ft of torque with phenomenal fuel efficiency. Incorporation of this available engine in the Jeep Grand Cherokee and Ram 1500 models offers a compelling response to the demands of today’s – and tomorrow’s – truck buyer and operator. The engine utilizes beyond-state-of-the-art technology, featuring exceptional and impressive oil change intervals (some 10,000 miles between changes for Ram 1500 and Jeep Grand Cherokee), with further engineering that includes a Next Generation Urea/DEF system that allows full use of power, even when the DEF is low. Few engines can legitimately claim to be a game-changer. This is one notable exception.

Advantages: turbocharged power, clean-burning technology, outstanding levels of torque, and an exceptional and user-friendly DEF system – all in a powertrain designed for fuel-efficient performance.




CLEAN-DIESEL TECHNOLOGY

Diesel engines have been around for more than 100 years, but today's clean diesels utilize breakthrough technology which significantly reduces emissions and dramatically improves drivability. Modern, clean-diesel engines have many important advantages over the diesel engines of the past. Most notable:

- Ram 2500/3500 pickup trucks with the Cummins® 6.7L Turbo Diesel are some of the cleanest full-size diesel pickups ever and can be further enhanced to provide top-of-the-line torque for groundbreaking towing and hauling
- The 3.0-liter EcoDiesel engines for Ram ProMaster®, Ram 1500 and Jeep® Grand Cherokee set the stage for exceptional applications, capability and versatility from these efficient and powerful turbocharged powerplants
- All Ram Chassis Cabs meet 50-state emissions standards and they are *Clean-Idle Certified* – a real and bottom-line advantage in the commercial world
- FCA US LLC is actively promoting a national standard for B20 biodiesel

Advantages: phenomenal torque and long-proven durability.

Note: New federal mandates will change emissions standards.



ALTERNATIVE FUELS: RAM 2500 CNG

For convincing proof behind our drive to develop more efficient engines and alternative fuels, just look at the trends in commodities over the last decade. Our thinking is comprehensive: use every engineering innovation possible to get the most out of every drop of fuel – and, especially, to develop more cost- and fuel-efficient ways to use alternative fuels. A prime example is the dual-fuel Ram 2500 CNG model, which utilizes both unleaded regular gasoline and Compressed Natural Gas (CNG). As the first Ram pickup to utilize CNG, this is a harbinger of technology to come.

With power generated by the legendary 5.7-liter HEMI® V8 powerplant (modified for CNG with hardened valve seats and revised engineering to seamlessly accommodate unleaded regular gas and CNG), this Ram is all about sustainable fuel savings and uncompromising capability. The numbers prove it.

- CNG availability is greater than ever, and CNG costs are estimated to stay less than regular gasoline
- The Ram CNG model employs dual high-strength (50-ksi) CNG tanks; each holds 9 Gasoline Gallon Equivalent for a total equivalent of 18 gallons of fuel
- 32-gallon regular unleaded gas tank – Standard
- Combined estimated driving range with dual CNG tanks and 32-gallon gas tank: up to 703 miles
- Automatic fuel operation – no driver or passenger control needed
- Available in Regular Cab and Crew Cab models, in both 4x2 and 4x4 configurations in Tradesman® and SLT trim levels
- CNG MODELS 4x2/4x4 ▪ GVWR = 9,200/9,200
- GCWR = 15,000/15,000 ▪ FGAWR = 5,000/5,500



*Based on 2016 model-year vehicle information.

⁽¹⁾Always sit properly with the head restraint properly adjusted. Never place anything in front of the head restraint. ⁽²⁾Always sit properly in the seat with the seat belt fastened. Children 12 and under should always be in a backseat correctly using an infant or child restraint system or with the seat belt positioned correctly for the child's age and weight. All occupants should always wear their lap and shoulder belts properly. ⁽³⁾No system, no matter how sophisticated, can repeal the laws of physics or overcome careless driving actions. Performance is limited by available traction, which snow, ice and other conditions can affect. When the ESC warning lamp flashes, the driver needs to use less throttle and adapt speed and driving behavior to prevailing road conditions. Always drive carefully, consistent with conditions. Always wear your seat belt. ⁽⁴⁾See dealer for details and a copy of this limited warranty. ⁽⁵⁾Always check visually for pedestrians and vehicles prior to proceeding or changing lanes. An electronic drive aid is not a substitute for conscientious driving. Always be aware of your surroundings. ⁽⁶⁾SiriusXM services require subscriptions, sold separately after the 12-month trial included with the new vehicle purchase. **If you decide to continue your service at the end of your trial subscription, the plan you choose will automatically renew and bill at then-current rates until you call SiriusXM at 1-866-635-2349 to cancel. See SiriusXM Customer Agreement for complete terms at www.siriusxm.com.** All fees and programming subject to change. Trial service is not transferrable or refundable. The SiriusXM Travel Link data displays and individual product availability vary by vehicle hardware. Not all vehicles or devices are capable of receiving all Travel Link services offered by SIRIUSXM; Weather Forecast, Current Conditions may not be available in all locations; and features of individual systems will vary. SIRIUSXM is not responsible for any errors or inaccuracies in the SiriusXM Travel Link services or their use. Our satellite service is available only to those at least 18 and older in the 48 contiguous USA and D.C. Our Sirius satellite service is also available in PR (with coverage limitations). Our Internet radio service is available throughout our satellite service area and in AK and HI. ⁽⁷⁾The Uconnect® Phone requires a mobile phone equipped with the Bluetooth® Hands-Free Profile. To check phone compatibility please visit UconnectPhone.com. ⁽⁸⁾2016 EPA estimates. Actual mileage may vary. ⁽⁹⁾In-dash DVD capability is not available in all states. Never program while driving. GPS mapping may not be detailed in all areas or reflect current road regulations. See your dealer for details. ⁽¹⁰⁾Uconnect Web feature is not intended for use by the driver while the vehicle is in motion. Always drive carefully. Subscription required. ⁽¹¹⁾Do not attempt water fording unless depth is known and consistent with the vehicle's water fording rating in the Owner's Manual. Traversing water can cause damage that may not be covered by the new vehicle warranty. Always off-road responsibly in approved areas. ⁽¹²⁾This system is not intended to avoid collisions on its own, nor can FCW detect every type of potential crash. The driver must remain aware of traffic conditions and prepared to brake and steer to avoid potential collisions at all times. ⁽¹³⁾ACC is a driver convenience system, not a substitute for active driver involvement. The driver must remain aware of traffic conditions and be prepared to use brakes to avoid collisions. ⁽¹⁴⁾When properly equipped. ⁽¹⁵⁾Excludes hybrid pickups. ⁽¹⁶⁾Based on class 4 and 5 pickup-based conventional cab chassis, when properly equipped. ⁽¹⁷⁾Requires a mobile phone equipped with the Bluetooth® Hands-Free Profile. Visit UconnectPhone.com for systems and device compatibility. ⁽¹⁸⁾Be sure to follow all instructions in Owner's Manual for removal of top, doors, and lowering of windshield. Driving with doors off and windshield down is for off-road use only. ⁽¹⁹⁾EPA estimated miles per gallon of gasoline equivalent (MPGe). Actual mileage may vary. ⁽²⁰⁾Gas engines only. ⁽²¹⁾Trucks only. Compared to Dodge's comparable 4-speed automatic transaxle/engine combination. ⁽²²⁾Based on 2016 EPA estimated 30 hwy mpg and a 24.6 Gallon fuel tank. Actual mileage may vary. ⁽²³⁾Based on the latest available competitive information and FCA US LLC Standard Midsized Sedan segment. ⁽²⁴⁾Comes with V6 on 200C models. ⁽²⁵⁾Only driver's seat is power adjustable; standard on 200S models. Power passenger

seat is only available with Leather Package. ⁽²⁶⁾Based on 2016 model-year specifications. ⁽²⁷⁾Uconnect Access is available only on equipped vehicles purchased within the continental United States and Alaska. Services can only be used where coverage is available, see coverage map for details. For a complete list of Uconnect Access services, please visit http://www.driveuconnect.com/features/uconnect_access/packages. ⁽²⁸⁾This system is a driver's convenience system, not a substitute for active driver involvement. The driver must remain aware of traffic conditions and maintain control of the vehicle. ⁽²⁹⁾Only when available 10k GVWR Package is ordered on 3500 SRW models with the 66RFE Automatic transmission. ⁽³⁰⁾Voice Text Reply and Voice Texting features require a compatible mobile device enabled with Bluetooth® Message Access Profile (MAP). iPhone mobile devices and some other smartphones do not currently support Bluetooth MAP. Visit uconnectphone.com for system device compatibility. ⁽³¹⁾The 9-1-1 Call button will connect you directly with Emergency Assistance. If you accidentally press the button, you have 10 seconds to cancel the call by either pressing the 9-1-1 button on the rearview mirror or the cancel button on the Uconnect touchscreen. ⁽³²⁾800-amp battery is available on V8 engines only. ⁽³³⁾Late availability. ⁽³⁴⁾Based on the latest available competitive information and the FCA US LLC Premium Minivan segment. Excludes other FCA US LLC vehicles. ⁽³⁵⁾Estimated mpg based on manufacturers testing. Actual mileage may vary. ⁽³⁶⁾Based on manufacturers testing. Actual mileage may vary. ⁽³⁷⁾Non-hybrid models only. ⁽³⁸⁾See dealer for additional details regarding availability. ⁽³⁹⁾Detects most obstacles. As with all electronically controlled systems, care is advised. ⁽⁴⁰⁾Siri® Eyes Free Requires an iPhone® equipped with Siri. Certain features not available while the vehicle is in motion. iPhone must be within active cellular range. Customer's existing iPhone data rates apply to internet supported features. ⁽⁴¹⁾Not compatible with some garage openers.

©2016 FCA US LLC. All Rights Reserved. Chrysler, Dodge, Jeep, Ram, Mopar, SRT, the Chrysler wing badge, the Jeep grille, the Ram's Head logo, Charger, Charger Pursuit, Chrysler 200, Citadel, CommandView, Command-Trac, Compass, C/V, Dart, Dart Aero, Durango, Freedom Drive II, Grand Caravan, Grand Cherokee, Grand Cherokee Summit, HEMI, Journey, Laredo, Latitude, Overland, Pacifica, ParkView, ParkSense, Patriot, Pentastar, Quadra-Drive, Quadra-Lift, Quadra-Trac I, Quadra-Trac II, R/T, RamBox, Ram ProMaster, Ram ProMaster City, Rubicon, Sahara, Selec-Speed, Selec-Terrain, Sentry Key, Stow 'n Go, Stow N Place, SXT, Tigershark, Town & Country, Tradesman, Uconnect, TorqueFlite, Trail Rated and Wrangler are registered trademarks, and Active Level, Keyless Enter 'N Go and SafetyTec are trademarks of FCA US LLC. FIAT is a registered trademark and Blue&Me is a trademark of Fiat Group Marketing S.p.A. used under license by FCA US LLC. MultiAir is a registered trademark of C.R.F., used under license by FCA US LLC. All product specifications are based on authorized information as of 4/1/2016. Photographs within this piece are for representation purposes only. Vehicle features listed are not all standard.

Apple CarPlay is a registered trademark of Apple Inc. Bluetooth is a registered trademark owned by Bluetooth SIG, Inc. Case is a registered trademark of CNH Industrial America LLC. Cummins is a registered trademark of Cummins, Inc. Garmin is a registered trademark of Garmin Ltd. or its subsidiaries, registered in the U.S.A. and other countries. AISIN is a registered trademark of Aisin Seiki Co., Ltd. iPod is a registered trademark of Apple Inc. Sirius, XM and all related marks and logos are trademarks of SiriusXM Radio Inc. Goodyear is a registered trademark of The Goodyear Tire & Rubber Company. Firestone is a registered trademark of Bridgestone Americas Tire Operations, LLC. Alpine and the Alpine logo are registered trademarks of Alpine Electronics, Inc. TomTom is a registered trademark of TomTom International B.V. AISIN is a registered trademark of Aisin Seiki Co., Ltd. Havis is a registered trademark of Havis, Inc. RIDGID is a registered trademark of RIDGID, Inc. All Rights Reserved.