

Jeep Corporation
proudly presents

76 Jeep®

CJ-5 ★ Cherokee ★
Wagoneer ★ Pickup ★ and
introducing the new
more versatile CJ-7 ★★ ★



Complete trailer towing guide

in this catalog

Introducing the new
easy way to drive tough

'76 Jeep CJ-7

Now available
with automatic
transmission and
Quadra-Trac®
...automatic
4-wheel drive.



CJ-7 Renegade Automatic transmission and Quadra-Trac® makes driving a breeze.

CJ-7 Renegade New hard top and roll-up windows.



The new Jeep CJ-7 is the most exciting vehicle to hit the 4-wheel drive market in years.

AUTOMATIC TRANSMISSION AND QUADRA-TRAC® OPTION AVAILABLE FOR THE FIRST TIME EVER IN A CJ

Now anybody can enjoy the thrill of driving a Jeep CJ . . . even if they don't want to bother with a stick shift.

And Jeep's exclusive Quadra-Trac (automatic 4-wheel drive) helps make CJ-7 the tough son of a CJ-5 it is! CJ-7 and Quadra-Trac give you truly exceptional control in all kinds of situations.

NEW SUSPENSION SYSTEM

CJ-7's new suspension system means:
• Superior handling • Smooth ride • Outstanding stability even across the roughest roads!

NEW COMFORT!!! NEW EXTRA ROOM!!!

CJ-7 gives you:
• More front and rear leg room • More cargo space
• Large 33.8" door openings for easy access
• 93.5" wheelbase.

PLUS . . .

- The standard tailgate has double wall panel and dual latch construction for durability and it's flush mounted.
- An optional rear mounted swing-away spare tire carrier is also available (Standard on Renegade).
- Lever for optional Quadra-Trac with low-range is conveniently mounted on the floor next to the driver.

AND TO "TOP IT OFF"

• You can add an optional one-piece injection-molded top. This tough new structural polycarbonate removable hardtop features steel side doors with inside vinyl trim pads, roll-down windows, and a steel liftgate. As beautiful as it is durable . . . available in black or white. And only Jeep CJ-7 offers it!



CJ-7

CJ-7



The legendary
4-wheel drive
machine.

'76 Jeep CJ-5

CJ-5 Renegade

869.00 w/HR78-15 Radials
**'76 Jeep
Renegade**

BRAWN WITH FLAIR 769.00

HERE'S WHAT YOU GET:

- Forged aluminum styled wheels (5) • H78 x 15 WSW Polyglas Suburbanite tires • Roll Bar
- Padded instrument panel, color keyed Levi's® seat material • Heavy duty cooling system
- Rear Mounted spare tire • Wheel-lip extensions
- Passenger grab rail • Spare wheel lock
- Ashtray and cigar lighter • Rear bench seat

New for '76

- Courtesy lights under the dash • 8" Day/Night mirror • Sports Steering wheel • Instrument Panel overlay • Bright rocker panel protection molding between front and rear wheel wells

Renegade package is available with CJ-5 or CJ-7 (CJ-7 Renegade package includes rear swing-away spare tire carrier.)





CJ-5



CJ-5
CJ-5



CJ-5 & STANDARD CJ-7 FEATURES

For '76, the chassis of all CJ's have been upgraded for even greater durability and riding comfort.

- A new frame with splayed side rails (wider in back than in front) allows wider spaced rear springs for stability in tough driving situations.
- Stronger crossmembers and an integral skid plate for engine/transmission makes for a rugged frame and more under-vehicle protection.
- Longer, wider multi-leaf springs and new shocks contribute to smoother ride.
- New body hold-down mounts help minimize vibration and noise.
- Fuel tank skid plate.




STANDARD CJ-5 INTERIOR

Two comfortable chair-like bucket seats in durable Wellington vinyl (black or buff) helps take the bumps out of back roads. Matching water-resistant back seat is an option. Choose your color on page 29. (2 seat belts included with front seats—2 more with back bench).



RENEGADE INTERIOR

Sporty and tough, weather-resistant Levi's® vinyl bucket seats come in blue or tan. Matching rear seat, instrument panel pad and padded sun visors are all part of the Renegade Package. Add the durable Levi's® soft top and carpeting—and you've got a tough combination. (4 seat belts included.) Levi's® bucket seats and rear bench seat optional on CJ-5 and CJ-7. Choose your color on page 29.



ELECTRONIC IGNITION SYSTEM

No points or condenser to replace—virtually maintenance free—plus fast starts in all kinds of weather.



OPEN-END FRONT AXLE

Designed for tight turns and easy service.



OIL GAUGE AND VOLTMETER

Lets you keep track of your engine's vital signs. Easy to read at a glance.



FULL FOAM PADDED BUCKET SEATS

Up to a full 5.4" of foam padding in the seat cushion helps take the bumps out of the roughest roads. New for '76, the passenger seat is hinged to tilt forward for easy access to rear of vehicle.


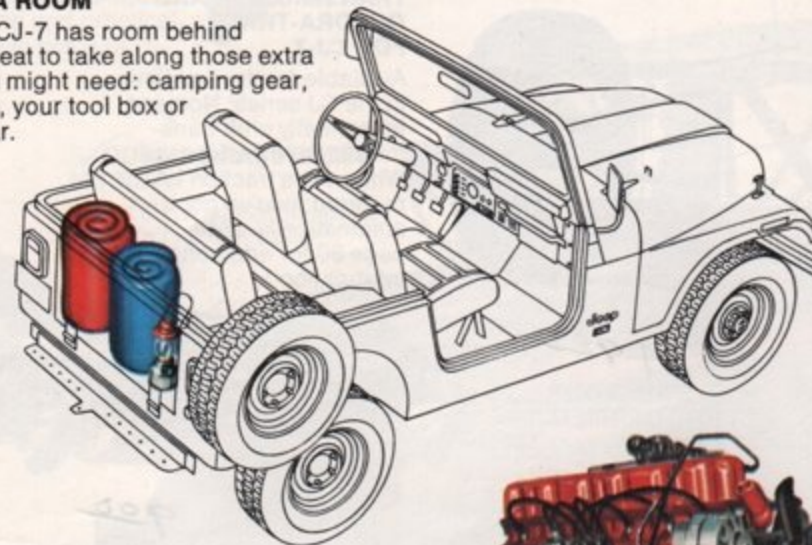


3-SPEED FLOOR MOUNTED TRANSMISSION

This fully synchronized unit will get you up and over tough trails.

EXTRA ROOM

The new CJ-7 has room behind the rear seat to take along those extra items you might need: camping gear, groceries, your tool box or other gear.



232-1bbl 6 CYLINDER ENGINE
Designed for reliable power and fuel economy.

4-WHEEL DRIVE STANDARD

All Jeep CJ vehicles are built to face the kind of rough terrain that demands 4-wheel drive. Therefore, 4-wheel drive is standard on all CJ-5's and CJ-7's.

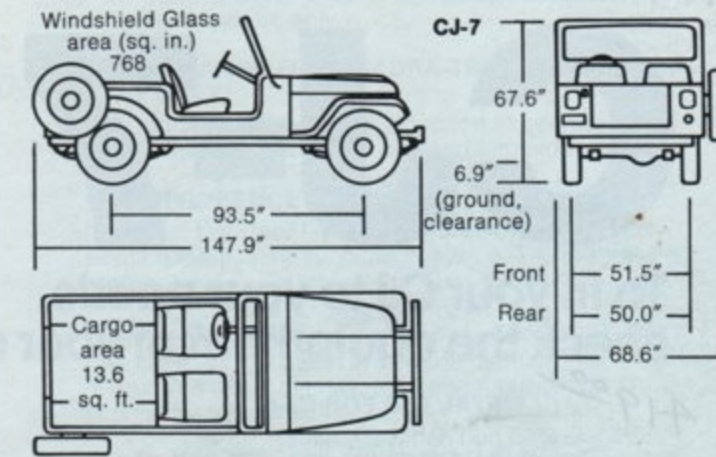
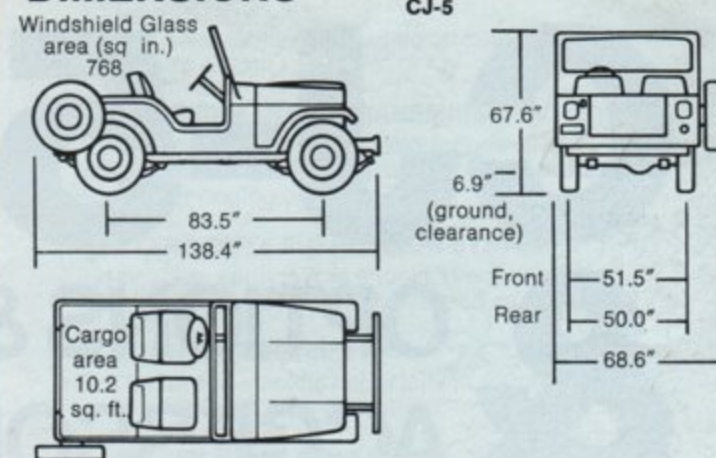
NEW FOR '76

- ✓ New larger and easier to see combination tail and back up lamps.
- ✓ New windshield with screw type hold-downs and inside mounted windshield wiper motor.
- ✓ New instrument panel with more conveniently located gauges and controls.
- ✓ New energy absorbing steering column with anti-theft ignition and steering lock for improved safety and protection.
- ✓ New, more attractive steering wheel.

OTHER STANDARD FEATURES:

- ✓ SIDE MOUNTED SPARE TIRE
- ✓ 15.5 GALLON FUEL TANK
- ✓ RUGGED MULTI-LEAF FRONT AND REAR SPRINGS
- ✓ SELF-ADJUSTING BRAKES
- ✓ ELECTRIC 2-SPEED WINDSHIELD WIPERS & ELECTRIC WASHERS
- ✓ 54 PLATE, 50 AMP BATTERY
- ✓ 12 VOLT, 37 AMP ALTERNATOR
- ✓ RECIRCULATING BALL STEERING GEAR, 24:1 RATIO
- ✓ SEAT BELTS
- ✓ REAR TAILGATE
- ✓ DUAL PADDED SUN VISORS
- ✓ ELECTRICAL WIRING HARNESS FOR EASIER SERVICE

DIMENSIONS



	CJ-5	CJ-7
Turning Diameter (minimum)	33.5'	35.9'
Overhang:		
Front	23.5"	23.5"
Rear	31.4"	30.9"
Leg Room	37.9"	39.1"
Hip Room	55.4"	53.8"
Head Room (soft top)		
Front	39.8"	40.6"
Head Room (hard top)		
Front	40.8"	39.9"

1976 JEEP CJ-5 & CJ-7 SPECIFICATIONS


	MODEL	CJ-5	CJ-7	MODEL	CJ-5	CJ-7
Axle, Front	Type	Full Floating Open End	Full Floating Open End	Springs, Rear	Std. deflection rate (4 leaf)	185 lbs.
	GAW Rating lbs.	2200	2200		Opt. deflection rate (7 leaf)	185/250
Axle, Rear	GAW Rating lbs.	2700	2700	Steering	Std.	Recirculating Ball
	Ratios (to 1)	3.54, 4.09 (Opt.)	3.54, 4.09 (Opt.)		Opt.	Constant Ratio Power
Brakes	Std.	Manual Drum (11" x 2")	Manual Drum (11" x 2")	Tank, Fuel Transfer Case	Std.	15.5
	Opt.	Power Drum (V8 only)	Power Drum (V8 only)		Opt.	Dana 20
Clutch	Diag. (in.)-Area (Sq. in.)	10.5-106.75	10.5-106.75	Transmission	Std.	None
GVW, Maximum	(lbs.)	4150	4150		Opt.	3-Speed, Floor
Springs, Front	Std. deflection rate (4 leaf)	170 lbs.	170 lbs.		Opt.	4-Speed, Floor
	Opt. deflection rate (7 leaf)	170/230	170/230	Tires* Wheels	Std.	F-78 x 15-B

*See engine and tire charts on pages 28 & 29 for complete information.

CJ-5 & OPTIONS & ACCESSORIES CJ-7

To fit your CJ to your needs, check the equipment of your choice.

419.00
 METAL TOP FOR CJ-5
(Full and half cab) Solid construction and functional design offers durability and protection from severe weather.



STEEL PUSH BUMPER
Strong steel bumper designed to prevent over-riding when pushing another vehicle. (Dealer Installed.)

289.00
 SNOW PLOW *1250.00 INSTALLED*
Mold boards of extra high tensile alloy steel plus, electric controls, switches, wiring and plow lights. Wide variety of power lift and angling equipment available. Check your dealer for details on Jeep approved snow plow equipment.



289.00
 FORGED ALUMINUM STYLED WHEELS
A wide 7" wheel forged for strength and durability. Standard with the Renegade package.



69.00
 DASH MOUNTED TACH AND RALLY CLOCK
Conveniently located, easy to read and weatherproof.

40.00
 PADDED INSTRUMENT PANEL
Foam padded, weather proofed instrument panel for good looks and safety—standard on the Renegade.

40.00
 CITIZEN'S BAND RADIO
23 channel, easy to operate CB radio includes emergency channel "9". Variety of antennas available to fit your needs. (Dealer Installed.)

75.00
 AM RADIO
Factory installed, panel mounted AM radio with 5 1/2" speaker. Includes a fixed length whip-type antenna.

RENEGADE PKG

36.00
 SPORTS STEERING WHEEL
This sturdy 15" steering wheel gives you more leg room, comfortable grip and good looks.



50.00
 LEATHER WRAPPED SPORTS STEERING WHEEL
Same advantages as the Sports Steering Wheel plus the feel of real padded leather.

94.00
 REAR SEAT
Foam padded vinyl bench seat—comfortable and durable.



325.00
 AUTOMATIC TRANSMISSION AND QUADRA-TRAC® FOR CJ-7

Available for the first time in the CJ series. No need to manually shift transmission or transfer case. When extra traction is required, you've got it, automatically. (See page 30 for additional information.)



90.00
 PASSENGER GRAB RAIL
For passenger convenience while entering and exiting vehicle.

49.00
 REAR STEP BUMPER
Strong, one piece bumper provides rear end protection, a 6" stepping surface and will easily accommodate a hitch ball. (Dealer Installed.)

49.00
 SWING OUT TIRE CARRIER
Swings out for easy access to tailgate. (Dealer installed CJ-5, factory or dealer installed CJ-7.)

495.00
 FOR THE CJ-7 DURABLE ONE-PIECE INJECTION-MOLDED STRUCTURAL POLY-CARBONATE REMOVABLE TOP

Features metal side doors, roll-down windows, vinyl door trim panels and steel liftgate. Handsome and practical, available in black or white.

8.00
 OUTSIDE PASSENGER MIRROR
Helps eliminate blind spots, especially when trailer towing.



62.00
 ROLL BAR
2", 11 gauge tubular steel, firmly secured to vehicle at 16 points.

58.00
 LOCKING HUBS
Helps reduce front drive component wear. (N.A. with Quadra-Trac®.)

157.00
 POWER STEERING
Takes the effort out of maneuvering your Jeep vehicle at slow speeds in rough terrain and while parking. Gives responsive road feel on highways.


132.00
 304-2bbl V8 ENGINE
Increased power for driving in sand, mud or towing a trailer. (See pages 26 & 27 for full trailer towing details.)



WINCHES
Mechanical or electric winches with 150' of 5/16" wire line and hook. All parts weather protected. 8,000 lb. capacity. (Dealer Installed.)



237.00 industrial tread
244.00
 STEEL BELTED RADIAL PLY TIRES *MUD & SNOW*
Road-gripping traction, longer tire life. (See page 28 for details.)



357.59.00
 CARPETING
Added good looks plus additional heat and sound insulation.

136.00
 4-SPEED MANUAL TRANSMISSION
Extra low 4.02:1 first gear ratio for power and low speed situations. (Available with 258-1bbl 6 cylinder engine only.)

59.00
 EXTRA-DUTY SUSPENSION SYSTEM
Heavy-duty springs and shocks (front and rear), and front frame tie bar for more load capacity.

25.00
 FRONT STABILIZER BAR
For better roll stability especially in rough terrain—(required with hard tops).

48.00
 POWER DRUM BRAKES
Less pedal effort and faster emergency stops. (Available with V8 only.)

130.00
 LOW RANGE FOR QUADRA-TRAC® (CJ-7 ONLY)
Low range gives you a 2:1 reduction in gearing for low speed, high power demand situations.

39.00
 CONVENIENCE GROUP
Includes: Courtesy lights, R.H. mirror, Passenger assist handle, ashtray, cigar lighter, 8" Day/Night mirror.

99.00
 DECOR GROUP
Includes: Rocker panel protection molding, instrument panel overlay, instrument panel pad, sports steering wheel.

69.00
 258-1bbl 6 CYLINDER ENGINE
For those who need additional power and prefer the fuel economy of a 6 cylinder engine. (See page 29 for further information.)

32.00
 HEAVY-DUTY COOLING SYSTEM
Recommended for hot climates, heavy work loads or trailer towing.

73.00
 REAR TRAC-LOK DIFFERENTIAL
Distributes power between rear wheels for better traction.

19.00
 70 AMP BATTERY
Heavy duty, high capacity battery. Recommended for use with accessories with high power requirements.

36.00
 HEAVY-DUTY ALTERNATOR
Extra power for accessories that demand high power output (63 amp. with 6 cyl.; 60 amp with V8).

63.00
 COLD CLIMATE GROUP
Includes: engine block heater, 70 amp battery, heavy-duty alternator.

These are only some of the factory and dealer installed options and accessories. Your dealer can show you the complete line of available equipment listed in his 1976 Jeep Options, Accessories and Special Equipment Catalog.

259.00
✓ LEVI TOP

225.00
 FULL SOFT TOP
New design offers improved visibility and larger door openings. Available in black or white. (In tan or blue with Levi's® interior only.)
118.00 INSTALLED

90.00
LOCK-A-MATIC

31.00
DRAW BAR
67.00
PENDER LIPS

The Jeep-and-a-half for young families
on the go '76 Jeep[®]
Cherokee

In all kinds of weather, on all kinds of roads, or the toughest trail—Cherokee has the room to match your needs and the 4-wheel drive "get up and go" to get you where you're going!

Cherokee "S"

Cherokee "S" Top of the line Jeep-and-a-half. Includes as standard equipment features such as • Cherokee "S" body stripes • 15" x 7" forged aluminum wheels (4) • Chrome front and rear bumpers • Sports steering wheel • "S" medallion identification • Bright windshield, vent, and rear quarter window trim • Embossed vinyl seats and color-keyed carpeting • Dual horns • Glove box lock • Rear seat ashtrays • Cigar lighter • New forward pivoting driver's and passenger seat • New trim on seats, door and rear quarter panels.



Cherokee "S"

Cherokee Chief



CHEROKEE CHIEF PACKAGES

There are two Cherokee Chief packages. Both give you the tough fighting spirit of a CJ with the extra roominess of a Jeep Cherokee.

CHIEF PACKAGE

Includes: • Five 10 x 15 "Tracker A-T" Goodyear tires with raised white lettering, mounted on special 8" wide slot-style wheels • A 3.54 axle ratio to get you wherever you're going • Flared fenders

• Distinctive accent stripe with bold "Cherokee Chief" wording.

CHIEF WIDE WHEEL AND TIRE PACKAGE

Includes: • Five 10 x 15 "Tracker A-T" Goodyear tires • 8" wide slot-style wheels • flared fenders • and 3.54 axle ratio.

Either way, you've got a Jeep and-a-half . . . and then some.




Cherokee "S"



Cherokee

CHEROKEE "S" INTERIOR

Thick foam-cushioned front bucket seats and rear bench seat in easy-to-clean "Diamond Stripe" vinyl. Matching door and rear quarter trim pads, color keyed carpet and "engine turned" instrument cluster add a touch of beauty. (Shown with optional center arm rest.) (Choose your color on page 29.)



STANDARD CHEROKEE INTERIOR


Standard Cherokee model includes comfortable front bucket seats and rear bench seat in durable "Fairway" vinyl, front and rear color keyed vinyl floor and cargo area covering front and rear arm rests and much more. (Choose your color on page 29.)



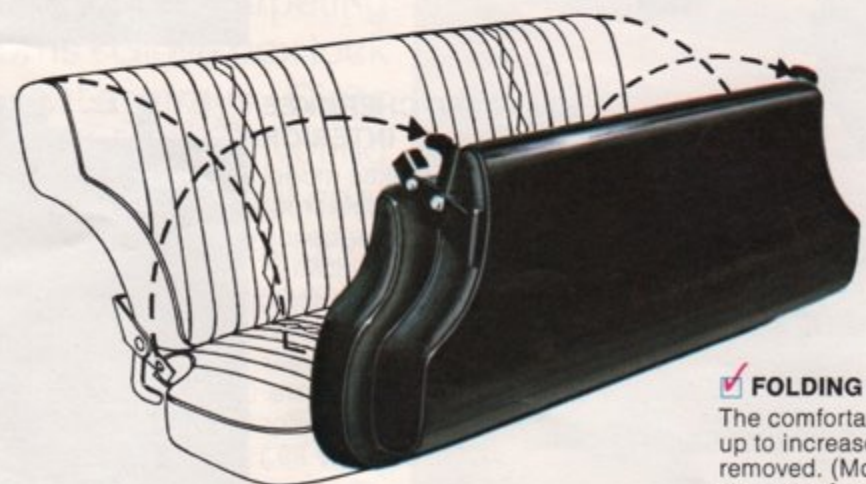
STANDARD Cherokee FEATURES



ENERGY ABSORBING STEERING COLUMN
Includes anti-theft ignition and steering lock for improved safety and protection.



THREE-SPEED FLOOR MOUNTED TRANSMISSION
Fully synchronized in all forward gears for ease of operation.



FOLDING REAR SEAT
The comfortable foam cushioned seat folds up to increase cargo load space... also easily removed. (Most competitive vehicles charge you extra for a rear seat that might not fold.)




INTEGRAL STEEL TOP AND HEADLINER
Strong integral steel top for strength and a cushioned headliner for added insulation and a quieter ride. (No competitive vehicle gives you this.)



FOR '76, THE CHASSIS OF ALL CHEROKEE'S HAVE BEEN UPGRADED FOR EVEN GREATER DURABILITY AND RIDING COMFORT.

- A new frame with splayed side rails allows wide spaced rear springs for greater stability around corners and in tough driving situations • Stronger crossmembers and box section side rail construction makes for a rugged frame • New multi-leaf springs and new shocks contribute to smoother ride
- Body hold-down mounts help minimize vibration and noise.



ELECTRONIC IGNITION SYSTEM
No points or condenser to replace—virtually maintenance free—plus fast starts in all kinds of weather.



OPEN-END FRONT AXLE
Designed for tight turns and easy service.



258-1 bbl 6 CYLINDER ENGINE
Designed to be rugged, dependable and light-weight for fuel economy without sacrificing power. (See page 29 for engine selection.)

4-WHEEL DRIVE STANDARD
All Jeep Cherokees are built to face the roughest terrain and most difficult driving situations. Therefore, 4-wheel drive is *standard* on all Cherokees.

OTHER STANDARD FEATURES

TWO-SPEED DANA 20 TRANSFER CASE
Low range gives a 2:1 reduction in gearing for low speed, high power demand situations.

IMPROVED WINDSHIELD WASHER SYSTEM
With dual spray nozzles for better performance.

H78 x 15 TIRES
(For tire selection information see page 28.)

REAR FLIPPER WINDOWS
For improved ventilation. (Standard on Cherokee "S".)

NEW FORWARD PIVOTING FRONT PASSENGER BUCKET SEAT
For improved ease of entry for your rear seat passengers.

LARGE CARGO CAPACITY
The Jeep Cherokee can carry up to 2000 lbs. of people and cargo. (Check those numbers against the competition.)

COLOR KEYED VINYL FLOOR COVERING

ROLL-UP TAILGATE WINDOW

12" INSIDE DAY/NIGHT REAR VIEW MIRROR

COLOR KEYED CARGO AREA COVERING

QUIET, EFFICIENT MUFFLERS

22 GALLON FUEL TANK

PADDED INSTRUMENT PANEL

PADDED SUN VISORS

OIL AND AMP GAUGES

12-VOLT, 37 AMP ALTERNATOR

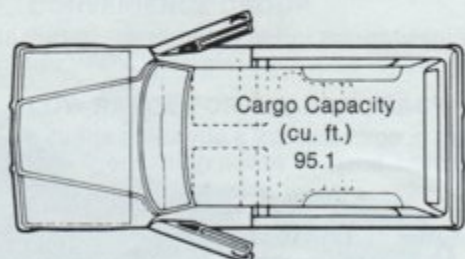
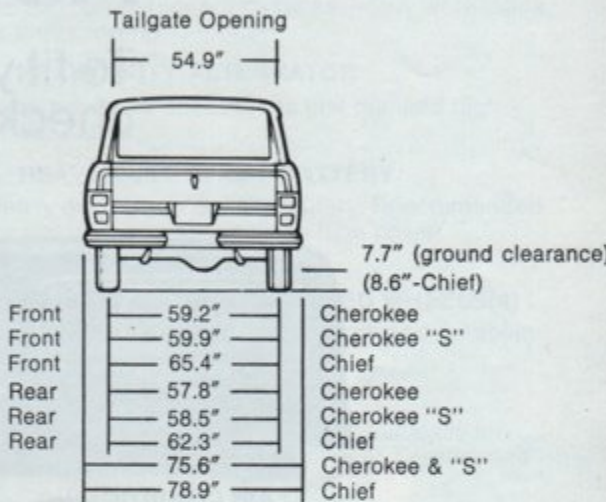
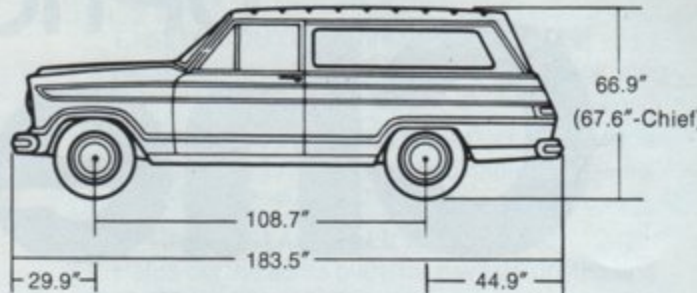
50 AMP BATTERY

HEAVY-DUTY AIR CLEANER


PARKING BRAKE & BRAKE FAILURE WARNING LIGHT

"CAREFUL DEALER PRE-DELIVERY SERVICING"
Helps provide you with trouble free driving right from the beginning. See page 31 for details.

DIMENSIONS



Total Glass Area 4438.0 (sq. in.)



1976 JEEP CHEROKEE SPECIFICATIONS

MODEL		Jeep Cherokee Standard & "S"	MODEL		Jeep Cherokee Standard & "S"
Axle, Front	Type	Full Floating Open End	Steering	Std.	Recirculating Ball
	GAW Rating lbs.	3215		Opt.	Variable Ratio Power
Axle, Rear	GAW Rating lbs.	3215	Tank, Fuel Transfer Case	(Gals.)	22.0
	Ratios (to 1)	3.54 std. 6 cyl. only (4.09 opt.)		Std.	Dana 20
Brakes	Std.	Manual Drum (11"x2")	Transmission	Std.	Quadra-Trac
	Opt.	Front Power Disc (12" rotor)		Opt.	3-Speed, Floor
Clutch Standard GVW Springs, Front	Dia. (in.)—Area (Sq. in.)	10.5-106.75 (11"-V8 engine)	Tires* Wheels	Std.	Turbo Hydra-Matic (Column) or 4-Speed, (Floor)
	(lbs)	6025			H-78 x 15-B
	Std. deflection rate	195 lbs./in. (215, V8)			5 Wheels, 6-bolt design
	Opt. deflection rate	215 lbs./in. (260, V8)			
Springs, Rear	Std. deflection rate	165 lbs./in.			
	Opt. deflection rate	165/265 lbs./in.			

*See engine and tire charts on pages 28 & 29 for complete information.

OPTIONS & Accessories

To fit your Cherokee to your needs, check the equipment of your choice.



AIR CONDITIONING
Powerful, compact unit with individually adjustable louvers. Gives you control of your environment.



CITIZEN'S BAND RADIO
23 channel, easy to operate CB radio includes emergency channel "9". Variety of antennas available to fit your needs. (Dealer installed.)


AM/FM STEREO RADIO
True stereo sound. Wider selection of stations, push-button and manual tuning, stereo balance control. Speakers are flush mounted.



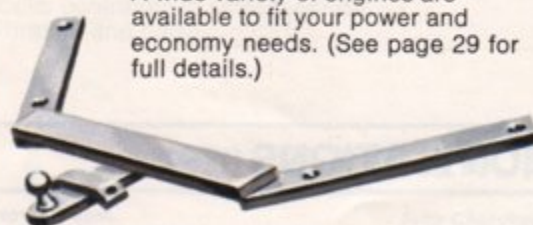
WINCHES
Mechanical or 12-Volt Electric Winch with 150' of 5/16" wire line and hook. All parts weather protected. 8,000 lb. capacity. (Dealer installed.)



STEEL BELTED RADIAL PLY TIRES
Road-gripping traction, longer tire life. (See page 28 for details.)



401-4bbl V8 ENGINE
360-4bbl V8 ENGINE
360-2bbl V8 ENGINE
A wide variety of engines are available to fit your power and economy needs. (See page 29 for full details.)



TRAILER TOWING PACKAGE
See pages 26 & 27 for complete Trailer Towing Information.



LOW PROFILE MIRRORS
Large 6 1/2" x 9 1/2" chrome plated mirrors mount below eye level for maximum vision.

SPORTS STEERING WHEEL
This sturdy 15" steering wheel gives you more leg room, comfortable grip and good looks.



LEATHER WRAPPED SPORTS STEERING WHEEL
Same advantages as the Sports Steering Wheel plus the feel of real padded leather.

TILT STEERING WHEEL
Swings up for ease of entry or exit. A variety of positions allows you to fit the steering wheel to your driving style.

CENTER ARM REST
Extra foam padded center arm rest makes long trips even more comfortable.



SNOW BOSS
New for '76! Factory installed and Road Ready, the "Snow Boss" plow package includes: complete mounting, 84" Mold-board plow, Hydraulic cylinders for power angling, and lifting; electric control, switches and wiring; plow lights and special decals. See your Jeep dealer for complete details.

POWER REAR WINDOW
Electrically raise and lower rear window from the driver's seat or rear of vehicle.



LUGGAGE RACK
Sturdy corrosion resistant construction, built to take a heavy load. Ideal for the camping family.



FRONT BUMPER GUARDS AND FRONT & REAR BUMPER NERF STRIPS
Designed to give bumpers extra protection from scratches and slight bumps.

FUEL TANK SKID PLATE
Heavy-duty steel plate bolted under gas tank for extra protection when driving over rocks, stumps, and rough terrain.

CARGO AREA CARPETING AND INSULATION PAD
Cut pile carpeting and rubber insulation pad add beauty and provide additional heat and sound insulation.

4-SPEED TRANSMISSION
Extra low 6:32:1 first gear ratio for power and low speed situations. (Available with 360-2bbl. V8 engine or 360-4bbl. V8 engine.)

EXTRA-DUTY SUSPENSION SYSTEM
Recommended for towing, heavy cargos, plowing snow and driving over rugged terrain.

HEAVY DUTY SHOCKS (FRONT & REAR)
For trailer-towing, heavy cargo hauling, plowing and rough terrain driving.

TINTED GLASS—ALL WINDOWS
Helps cut the sun's glare for daytime driving and keeps interior cooler.

HEAVY DUTY COOLING SYSTEM
Recommended for hot climates, heavy work loads or trailer towing.

HEAVY DUTY ALTERNATOR
Extra power for accessories that demand high power output.

HEAVY DUTY 70 AMP BATTERY
Heavy duty, high capacity battery. Recommended for use with accessories with high power requirements.

FORGED ALUMINUM STYLED WHEELS(4)
A wide 7" wheel forged for strength and durability. Standard with Cherokee S.

CRUISE CONTROL
Keeps you at constant speed automatically for effortless driving and fuel economy. Disengages at the touch of your brake pedal.

AM RADIO
All transistor. Five push buttons for preselecting your favorite stations. Whip antenna included.

CONVENIENCE GROUP
Includes: left remote control mirror, visor vanity mirror, electric clock.

LOW RANGE FOR QUADRA-TRAC®
Low range gives you a 2:1 reduction in gearing for low speed, high power demand situations.

LIGHT GROUP
Illuminates cargo area, under dash, glove box and ashtray.

ELECTRIC REAR WINDOW DEFOGGER
Quickly defogs and clears snow and ice from rear window for better visibility.

OUTSIDE PASSENGER MIRROR
Helps avoid blind spots and makes passing easier.

NEW FORWARD PIVOTING DRIVER BUCKET SEAT
New for '76, the driver seat is hinged to pivot well forward for easy access to rear seat. Standard on Cherokee S.

These are only some of the factory and dealer installed options and accessories. Your dealer can show you the complete line of factory and dealer installed equipment listed in his 1976 Jeep Options, Accessories and Special Equipment Catalog. **13**

The ultimate 4-wheel drive experience '76 Jeep Wagoneer

Wagoneer is America's luxury 4-door, 4-wheel drive vehicle! Many of the "convenience items" that are optional on competitive 4-wheel drive vehicles are standard on Wagoneer. Plus, you get extra toughness to get you where you're headed...in style.

Custom Wagoneer



Custom Wagoneer



Wagoneer

CUSTOM WAGONEER

All the most wanted options are standard equipment:

- Quadra-Trac®... automatic 4-wheel drive
- Automatic transmission
- 360-2bbl V8 engine
- Power steering
- Power front disc brakes
- Pleated fabric seat trim
- Woodgrain instrument panel overlay
- Custom door trim panels with woodgrain trim and carpet on floor and wheel housings
- Exterior bright window moldings
- Wheel covers
- Light Group
- Cigar lighter
- Bright exterior bodyside moldings
- Interior pillar cover
- Vinyl floor covering in cargo area.



Custom Wagoneer



CUSTOM WAGONEER INTERIOR

The Custom Wagoneer with front and rear bench seats in long-wearing "Potomac Stripe" fabric lets you seat six comfortably. Color-keyed cut-pile carpets and woodgrain trim add elegance. Bench or bucket seats also available with Sof Touch vinyl. (For complete fabric and color information see page 29.)



STANDARD WAGONEER INTERIOR

For 1976 these rugged and practical front and rear Fairway vinyl bench seats are available in your choice of blue, green, black or buff. (Choose your colors on page 29.)

STANDARD Wagoneer FEATURES



✓ INTEGRAL STEEL TOP AND HEADLINER

Strong integral steel top for strength and a cushioned headliner for added insulation and a quieter ride.




✓ BENCH SEATS AND FLOOR COVERING

Comfortable foam bench seats. The rear seat folds forward and is easily removable for additional cargo space. Vinyl cargo area covering adds sound and heat insulation.



✓ FOR '76, THE CHASSIS OF ALL WAGONEERS HAVE BEEN UPGRADED FOR EVEN GREATER DURABILITY AND RIDING COMFORT.

• A new frame with splayed side rails allows wider spaced rear springs for stability in tough driving situations. • Stronger crossmembers and box section side rail construction makes for a rugged frame. • New multi-leaf springs and shocks contribute to smoother ride. • Body hold-down mounts help minimize vibration and noise.




✓ FRONT POWER DISC BRAKES

Fade and water resistant for surer stops in all kinds of weather, with all kinds of loads.


✓ ELECTRONIC IGNITION SYSTEM

No points or condenser to replace—virtually maintenance free—plus fast starts in all kinds of weather.




✓ ENERGY ABSORBING STEERING COLUMN

Includes anti-theft ignition and steering lock for improved safety and protection.



✓ QUADRA-TRAC AND AUTOMATIC TRANSMISSION

No need to manually shift transmission or transfer case. When extra traction is required, you've got it automatically. (See page 30 for further details.)



✓ 360-2bbi V8 ENGINE

Lightweight, rugged and dependable. (See page 29 for further information.)

✓ AUTOMATIC 4-WHEEL DRIVE STANDARD

For tough 4-wheel drive situations in the back country or rough weather highway travel, all Wagoneers have Quadra-Trac automatic 4-wheel drive, standard.

OTHER STANDARD FEATURES

✓ POWER STEERING

Takes the effort out of maneuvering your Jeep Wagoneer at slow speeds in rough terrain and while parking. Gives responsive road feel on highways.

✓ OIL, AMP, AND TEMPERATURE GAUGES

Helps you to constantly monitor your engine's performance and avoid possible problems.

✓ DUAL NOZZLE WINDSHIELD WASHER

With dual spray nozzle for better performance.

✓ LIGHT GROUP (STANDARD ON CUSTOM ONLY)

✓ 4-DOOR STYLING AND CONVENIENCE

✓ 22 GALLON FUEL TANK

✓ CHROME BUMPERS, FRONT AND REAR

✓ CARPETING: SEATING AREA, WHEEL HOUSINGS (STANDARD ON CUSTOM ONLY)

✓ 12" DAY/NIGHT REAR VIEW MIRROR

✓ PADDED INSTRUMENT PANEL

✓ PADDED SUN VISORS

✓ HEAVY DUTY 60-AMP BATTERY

✓ TAILGATE ROLL-UP WINDOW

✓ DUAL ELECTRIC HORNS

✓ HEAVY DUTY AIR CLEANER

✓ UNDER-HOOD INSULATION

✓ "TOLL-FREE OWNER HOTLINE"

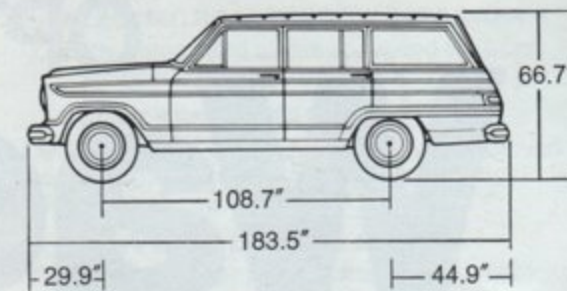
Your problem is our problem, so we provide you a toll-free phone number to help get it solved. See page 31 for details.

✓ OPEN-END FRONT AXLE

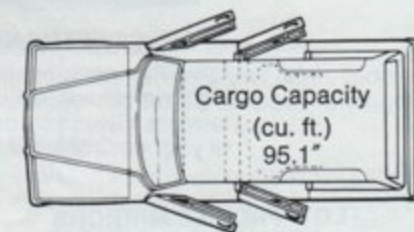
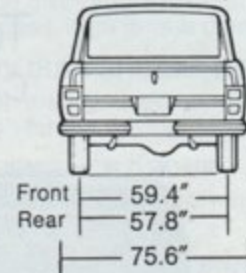
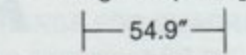
Designed for tight turns and easy service.



DIMENSIONS



Tailgate Opening



Total Glass Area 5142.5 (sq. in.)

Turning Diameter (minimum) 37.7'

Leg Room front 38.8" rear 37.0"

Hip Room front 60.5" rear 60.9"

Head Room front 38.0" rear 37.2"

1976 JEEP WAGONEER SPECIFICATIONS

Jeep Wagoneer Standard & Custom			Jeep Wagoneer Standard & Custom		
MODEL			MODEL		
Axle, Front	Type	Full Floating Open End	Steering	Std.	Variable Ratio Power
	GAW Rating lbs.	3215	Opt.	(Gals.)	22.0
Axle, Rear	GAW Rating lbs.	3215	Tank, Fuel	Std.	Quadra-Trac
	Ratios (to 1)	3.07, 3.54 (Opt.)	Transfer Case	Opt.	Quadra-Trac with low range
Brakes	Std.	Power Disc	Transmission	Std.	Turbo Hydra-Matic
GVW Standard	(lbs)	6025	Opt.		
Springs, Front	Std. deflection rate	215 lbs./in.	Tires*	Std.	H78 x 15B
	Opt. deflection rate	260 lbs./in.	Wheels	Std.	5 Wheels, 6-Bolt
Springs, Rear	Std. deflection rate	165 lbs./in.			
	Opt. deflection rate	165/265 lbs./in.			

*See engine & tire charts on pages 28 & 29 for complete information.

OPTIONS & Accessories

ACCESSORIES

To fit your Wagoneer to your needs, check the equipment of your choice.



AIR-CONDITIONING

Powerful, compact unit with individually adjustable louvers. Gives you control of your environment.



AM/FM STEREO RADIO

True stereo sound. Wider selection of stations, push-button and manual tuning, stereo balance control. Speakers are flush mounted. Includes 4 speakers.

CITIZEN'S BAND RADIO

23 channel, easy to operate CB radio includes emergency channel "9". Variety of antennas available to fit your needs. (Dealer installed.)

LOW PROFILE MIRRORS

Large 6½" x 9½" chrome plated mirrors mount below eye level for maximum vision.



WINCHES

Mechanical or 12-Volt Electric Winch with 150' of 5/16" wire line and hook. All parts weather protected. 8,000 lb. capacity. (Dealer installed.)



360-4bb1 V8 ENGINE 401-4bb1 V8 ENGINE

Extra power for extra-heavy loads. (See page 29 for full details.)

FORGED ALUMINUM STYLED WHEELS (4)

A wide 7" wheel forged for strength and durability.



BUCKET SEATS WITH CENTER ARM REST

Get added back and thigh support with comfort designed full-foam front bucket seats in easy to care for Sof Touch vinyl. Arm rests are included. (Full choice of colors on page 29.)



SPORTS STEERING WHEEL

This sturdy 15" steering wheel gives you more leg room, comfortable grip and good looks.



TILT STEERING WHEEL

A variety of positions allows you to fit the steering wheel to your driving style.

LEATHER WRAPPED SPORTS STEERING WHEEL

Same advantages as the Sports Steering Wheel plus the feel of real padded leather.



BUCKET SEATS WITH CENTER ARM REST

Get added back and thigh support with comfort designed full-foam front bucket seats in easy to care for Sof Touch vinyl. Arm rests are included. (Full choice of colors on page 29.)




CARGO AREA CARPETING AND INSULATION PAD

Cut pile carpeting and rubber insulation pad adds beauty and provides additional heat and sound insulation.



FUEL TANK SKID PLATE

Heavy-duty steel plate bolted under gas tank for extra protection when driving over rocks, stumps, and rough terrain.



LUGGAGE RACK

Sturdy corrosion resistant construction, built to take a heavy load. Ideal for the camping family.



POWER REAR WINDOW

Electrically raise and lower rear window from the driver's seat or rear of vehicle.



FRONT BUMPER GUARDS AND FRONT & REAR BUMPER NERF STRIPS

Designed to give bumpers extra protection from scratches and slight bumps.



TRAILER TOWING PACKAGE

(See pages 26 & 27 for complete Trailer-Towing details.)

WOODGRAIN TRIM

High quality Woodgrain applique trimmed with chrome adds a touch of styling elegance.

RADIAL PLY TIRES

Road gripping traction and longer tire life. (See page 28 for details.)



ELECTRIC REAR WINDOW DEFOGGER

Quickly defogs and clears snow and ice from rear window for better visibility.

FRONT STABILIZER BAR

Recommended with radial tires, gives improved road handling. Required with trailer towing packages.

HEAVY DUTY COOLING SYSTEM

Recommended for hot climates, heavy work loads or trailer towing.

EXTRA-DUTY SUSPENSION SYSTEM

Recommended for towing, heavy cargos, plowing snow and driving over rugged terrain.

LOW RANGE FOR QUADRA-TRAC®

Low range gives you a 2:1 reduction in gearing for low speed, high torque demand situations.

HEAVY DUTY SHOCKS (FRONT & REAR)

For trailer-towing, heavy cargo hauling, plowing and rough terrain driving.

CONVENIENCE GROUP

Left outside remote control mirror, visor vanity mirror, electric clock.

TINTED GLASS—ALL WINDOWS

Helps cut the sun's glare for daytime driving and keeps interior cooler.

COLD CLIMATE GROUP

Includes: engine block heater, 70 amp battery, 60 amp alternator.

LIGHT GROUP

Illuminate cargo area, under dash, glove box and ashtray. (Standard on Custom Wagoneer.)

AM RADIO

All transistor. Five push buttons for preselecting your favorite stations. Whip antenna included.

HEAVY DUTY ALTERNATOR

Extra power for accessories that demand high power output.

HEAVY DUTY 70 AMP BATTERY

Heavy duty, high capacity battery. Recommended for use with accessories with high power requirements.

OUTSIDE PASSENGER MIRROR

Helps avoid blind spots and makes passing easier.

SNOW BOSS PACKAGE

Factory-installed and road-ready. For further details, see page 13.

These are only some of the factory and dealer installed options and accessories. Your dealer can show you the complete line of factory and dealer installed equipment listed in his 1976 Jeep Options, Accessories and Special Equipment Catalog.

The hardworking recreation vehicle '76 Jeep Pickup

Jeep Pickup Truck is the hardworking 4-wheel drive fun machine that's rugged from the bottom up. It plays hard. It works hard. And Jeep Pickup is made even tougher for '76!

JEEP® HONCHO

Honcho's tough. And it looks it!

Honcho includes the best features of the hard-working Jeep Pioneer Pickup with the exciting good looks of a "customized" sports vehicle.

Special Honcho features include:

- Five 10 x 15 "Tracker A-T" Goodyear tires with raised white lettering, mounted on special 8" slot-style wheels
- Distinctive stripes on sides, tailgate and fenders in gold with black & white accents
- Bold, brassy grille work • Blue Levi's® denim interior • Rear step bumper for easy loading
- Blue sports steering wheel
- Your choice of six bright exterior colors.

The Honcho package is available on J-10 (short wheel-base model) with your choice of engine/transmission combinations.



Honcho

- '76 PIONEER Pictured below, this rugged beauty includes:
- Woodgrain exterior trim
 - Deep pile carpeting • Pleated fabric seats • Chrome front bumper • Bright exterior moldings • Deluxe door trim pads
 - Bright wheel covers (J-10)
 - Bright hub caps (J-20)
 - Dual horns • Glove box lock
 - Cigar lighter • Woodgrain instrument cluster trim
 - Bright armrest overlays.



J-10

J-20 Pioneer




CUSTOM AND PIONEER PICKUP INTERIOR

The Custom and Pioneer Pickup bench seat in long-wearing "Potomac Stripe" fabric lets you seat three comfortably. Color-keyed cut-pile carpets and woodgrain trim add elegance (Pioneer only). Bench seat also available in Sof Touch vinyl. (For complete fabric and color information see page 29.)

STANDARD PICKUP INTERIOR

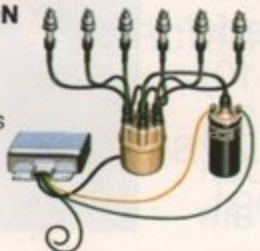
Tough, roomy, easy to care for Fairway vinyl bench seat with plenty of comfort, plus color keyed interior gives you a cab as practical as it is comfortable. (Full choice of colors on page 29.)



STANDARD Pickup FEATURES

✓ ELECTRONIC IGNITION SYSTEM

No points or condenser to replace—virtually maintenance free—plus fast starts in all kinds of weather.



✓ OPEN-END FRONT AXLE

Designed for tight turns and easy service.



✓ DOUBLE WALL CONSTRUCTION

The Townside Pickup box has double wall construction. This protects the outside wall from dents due to shifting cargo.

✓ TOWNSIDE BOX

The 7 ft. box gives you 67 cu. ft. of cargo space with the 119" wheelbase. With the 131" wheelbase the 8 ft. box holds 76.6 cu. ft. of cargo. Easy loading with removable tailgate.

✓ 258-1 bbl 6 CYLINDER ENGINE

Designed for reliable power and fuel economy. (Standard on J-10.)



SPECIFICATIONS

	MODEL	J-10	J-20
Steering		Opt. Recirculating Ball Variable Ratio Power 19.0	Recirculating Ball Variable Ratio Power 19.0
Tank, Fuel Transfer Case		Std. Dana 20	Dana 20
Transmission		Opt. Quadra-Trac 3-speed, Floor Turbo Hydra-Matic or 4-speed, Floor	Opt. Quadra-Trac 3-speed, Floor Turbo Hydra-Matic or 4-speed, Floor
Tires*		Std. H78x15B (6025 GVW)	Std. H78x15B (6025 GVW)
Wheels		Std. 5-Wheels 6-Bolt	5 wheels 8-Bolt


*See engine and tire charts on pages 28 & 29 for complete information.

✓ 4-WHEEL DRIVE STANDARD

All Jeep Pickups are built to face rough terrain and the most difficult driving situations. Therefore, 4-wheel drive is standard on all Jeep Pickups.

OTHER STANDARD FEATURES:

- ✓ OIL, AMP, AND TEMPERATURE GAUGES
Helps you to constantly monitor your engine's performance and avoid possible problems.
- ✓ TWO-SPEED DANA 20 TRANSFER CASE
Low range gives a 2:1 reduction in gearing for low speed, high power demand situations.
- ✓ IMPROVED WINDSHIELD WASHER SYSTEM
With dual spray nozzles for better performance.
- ✓ QUIET, EFFICIENT MUFFLERS
- ✓ PARK BRAKE & BRAKE FAILURE WARNING LIGHT
- ✓ 19 GALLON FUEL TANK
- ✓ 50 AMP BATTERY, J-10—60 AMP, J-20
- ✓ VINYL COVERED HEADLINER
- ✓ VINYL FLOOR COVERING
- ✓ 12" DAY/NIGHT REAR VIEW MIRROR
- ✓ PADDED INSTRUMENT PANEL
- ✓ DUAL PADDED SUN VISORS
- ✓ HEAVY-DUTY AIR CLEANER
- ✓ 12 VOLT, 37 AMP (J-10) OR 40 AMP (J-20) ALTERNATOR
- ✓ "VEHICLE IDENTIFICATION CARD"
Identifies you and your vehicle to speed warranty service from any authorized Jeep dealer. See page 31 for details.



✓ 360-2 bbl V8 ENGINE

Lightweight, rugged and dependable. (Standard on J-20 only.) (See page 29 for further information.)



FOR '76, THE CHASSIS OF ALL PICKUPS HAVE BEEN UPGRADED FOR EVEN GREATER DURABILITY AND RIDING COMFORT.

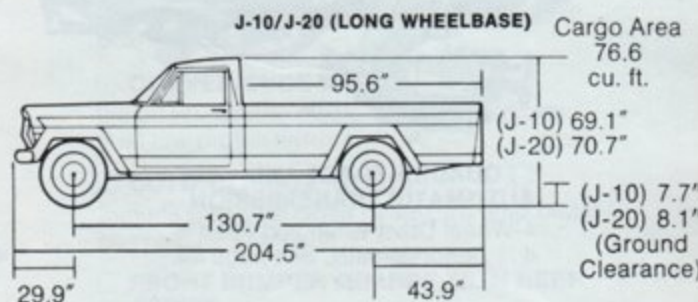
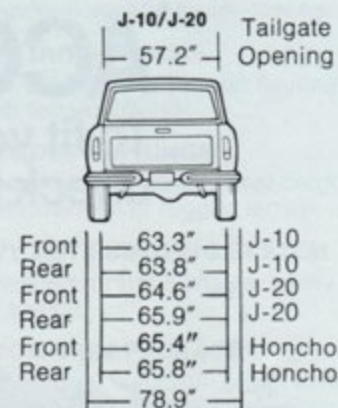
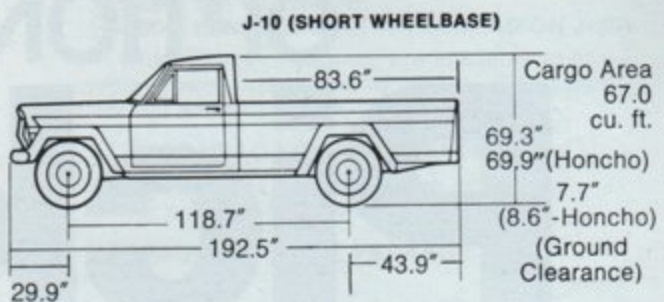
- A new frame with splayed side rails allows wider spaced rear springs for stability in tough driving situations.
- Stronger crossmembers and box section side rail construction makes for a rugged frame.
- New multi-leaf springs and shocks contribute to smoother ride.
- Body hold-down mounts help minimize vibration and noise.

1976 JEEP PICKUP

	MODEL	J-10	J-20
Axle, Front	Type	Full Floating Open End	Full Floating Open End
	GAW Rating lbs.	3200	3500
Axle, Rear	Type	Semi-Floating	Full Floating
	GAW Rating lbs.	3200	4090, (6500 GVW)
			4700 (7200 GVW)
			5500 (8000 GVW)
Brakes	Ratios (to 1)	3.54, 4.09 (6 cyl.)	3.73, (Std), 4.09 (Opt)
	Std.	Manual Drum, 11" x 2"	Front Power Disc, 12 1/2" rotor
	Opt.	Front Power Disc, 12" rotor	—
Clutch GVW, Maximum	Dia. (in.)-Area (Sq. in.) (lbs)	10.5-106.75 6025	11.0-110.96 8000

NOTE: WIDE VARIETY OF SPRINGS AVAILABLE. (Consult your dealer for additional information).

DIMENSIONS



Between Wheelhouses	50.0"
Turning Circle (minimum)	
J-10 — (Short wb)	40.6'
Honcho	41.2'
(Long wb)	44.5'
J-20	44.5'
Leg Room	38.8"
Hip Room	60.5"
Head Room	40.2"
Total Glass Area (sq. in.)	2882.5


✓ ENERGY ABSORBING STEERING COLUMN

Includes anti-theft ignition and steering lock for improved safety and protection.



✓ THREE-SPEED FLOOR MOUNTED TRANSMISSION

Fully synchronized in all forward gears for ease of operation.




✓ FRONT POWER DISC BRAKES

Fade and water resistant for surer stops in all kinds of weather, with all kinds of loads. (Std. on J-20.)



OPTIONS & Accessories

To fit your pickup to your needs, check the equipment of your choice.



QUADRA-TRAC® AND AUTOMATIC TRANSMISSION
4-Wheel Drive when you need it . . . automatically. See page 30.



FORGED ALUMINUM STYLED WHEELS
A wide 7" wheel forged for strength and durability. (J-10 only.)

POWER DISC BRAKES

12-inch power front disc brakes on the J-10 are fade and water resistant for surer stops in all kinds of weather, with all kinds of loads. (12½" standard on J-20.)



BUCKET SEATS

(Custom, Pioneer & Honcho only) Get added back and thigh support with comfort designed full-foam front bucket seats in easy to care for Sof Touch vinyl. Arm rest is included. (Full choice of colors on page 29.)



AM/FM STEREO RADIO

True stereo sound. Wider selection of stations, push-button and manual tuning, stereo balance control. Speakers are flush mounted.

AIR CONDITIONING

Powerful, compact unit with individually adjustable louvers. Gives you control of your environment.



CITIZEN'S BAND RADIO

23 channel, easy to operate CB radio includes emergency channel "9". Variety of antennas available to fit your needs. (Dealer installed.)

SNOW BOSS

New for '76! Factory installed and Road Ready, the "Snow Boss" plow package includes: complete mounting, 90" Mold-board plow, Hydraulic cylinders for power angling, and lifting; electric control, switches and wiring; plow lights and special decals. See your Jeep dealer for complete details.



CRUISE CONTROL

Keeps you at constant speed automatically for fuel economy. Disengages at the touch of your brake pedal.



POWER STEERING

Takes the effort out of maneuvering your Jeep Pickup at slow speeds in rough terrain and while parking. Gives responsive feel on highways.

TILT STEERING WHEEL

Swings up for ease of entry or exit. A variety of positions allows you to fit the steering wheel to your driving style.

SPORTS STEERING WHEEL

This sturdy 15" steering wheel gives you more leg room, comfortable grip and good looks.

LEATHER WRAPPED STEERING WHEEL

Same advantages as the Sports Steering Wheel plus the feel of real padded leather.



SLIDING REAR WINDOW

Gives you added ventilation in the cab.

DUAL LOW PROFILE MIRRORS

Large 6½" x 9½" chrome plated mirrors mount below eye level for maximum vision.



ALUMINUM CARGO CAP

Protects the contents of your pickup box. Includes 45" jalousie windows and screens, lockable liftgate and safety glass.




WHEEL COVERS

Bright corrosion resistant wheel covers for added wheel protection. Special wheel covers for Quadra-Trac equipped vehicles are available. (Illustrated in Wagoneer section.)

AUXILIARY FUEL TANK

Extra capacity of 20 gallons for greater driving range. Available on 131" wheelbase models only. (N.A. in California.)



FUEL TANK SKID PLATE

Heavy-duty steel plate bolted under gas tank for extra protection when driving over rocks, stumps and rough terrain.



WINCHES

Mechanical or 12-volt electric winch with 150' of 5/16" wire line and hook. All parts weather protected. 8,000 lb. capacity. (Dealer installed.)



REAR STEP BUMPER

Strong, one piece bumper provides rear end protection, a 6" stepping surface and will easily accommodate a hitch ball.



- 401-4 bbl V8 ENGINE
- 360-4 bbl V8 ENGINE
- 360-2 bbl V8 ENGINE (STANDARD ON J-20)

A wide variety of engines are available to fit your power and economy needs. (See page 29 for full details.)

REAR TRAC-LOK DIFFERENTIAL

Distributes power between rear wheels for better traction. (N.A. with Quadra-Trac.®)

CAMPER SPECIAL PACKAGE

See page 27.

HEAVY DUTY BATTERY AND ALTERNATOR

For increased power needs, recommended for heavy work options and trailer-towing.

HEAVY DUTY SHOCKS

For trailer-towing, heavy cargo hauling, plowing and rough terrain driving.

HEAVY DUTY SPRINGS

Recommended for towing, heavy cargos, plowing snow and driving over rugged terrain.

HEAVY DUTY COOLING SYSTEM

Recommended for hot climates, heavy work loads or trailer towing.

CUSTOM TRIM PACKAGE

Includes: chrome bumpers, bright exterior window and body side moldings, cigar lighter, glove box lock, pleated seat fabric.

LIGHT GROUP

Illuminates: pickup box, under dash, glove box, ashtray.

CONVENIENCE GROUP

Includes: electric clock, visor vanity mirror, dual low profile mirrors.

COLD CLIMATE GROUP

Includes: engine block heater, 70 amp battery, heavy-duty alternator.

FRONT BUMPER GUARDS WITH NERF STRIPS

Designed to give bumpers extra protection from scratches and slight bumps.

LOCKING HUBS

Helps reduce front drive component wear. (N.A. with Quadra-Trac.®)

AM RADIO

All transistor. Five push buttons for pre-selecting your favorite stations. Whip antenna included.

These are only some of the factory and dealer installed options and accessories. Your dealer can show you the complete line of factory and dealer installed equipment listed in his 1976 Jeep Options, Accessories and Special Equipment Catalog.



Custom Wagoneer

Jeep vehicles are the ideal "tow-anything" machines.

Cherokee "S"



1976 Jeep Townside Camper Requirements and Recommendations

- Famous Jeep 4-wheel drive traction
- Low profiles for easy coupling, greater stability
- Easy-loading
- High ground clearance
- Rugged suspension
- Special towing packages

1976 Jeep Cherokee/Wagoneer Trailer Towing Requirements and Recommendations

Trailer specifications	I	II	III	IV
Class	I	II	III	IV
Maximum loaded trailer weight	2,000	3,500	5,000	7,500
Tongue load limit	200	350	750	750
Package includes:	Medium duty		Heavy duty	
Extra-duty cooling package	•	•	•	•
Heavy-duty flasher	•	•	•	•
Trailer wiring harness (5-wire)	•	•	•	•
Heavy-duty trailer wiring harness (7-wire)			•	•
Frame mounted hitch	•	•		
Equalizing hitch receptacle			•	•
70 amp/hr. battery			•	•
Heavy-duty alternator			•	•
Extra-duty springs & shocks front and rear			•	•
Required minimum equipment				
Engine	360-2bbl V8 (Opt. Cherokee)	360-2bbl V8 (Opt. Cherokee)	360-2bbl V8 (Opt. Cherokee)	360-2bbl V8 (Opt. Cherokee)
Transmission/Transfer case	Automatic w/Quadra-Trac (Opt. Cherokee)	Automatic w/Quadra-Trac (Opt. Cherokee)	Automatic w/Quadra-Trac (Opt. Cherokee)	Automatic w/Quadra-Trac (Opt. Cherokee)
Brakes	Power Front Disc (Opt. Cherokee)	Power Front Disc (Opt. Cherokee)	Power Front Disc (Opt. Cherokee)	Power Front Disc (Opt. Cherokee)
Cargo Area	Cargo Area Carpet and Insulation Pad	Cargo Area Carpet and Insulation Pad	Cargo Area Carpet and Insulation Pad	Cargo Area Carpet and Insulation Pad
Steering	Variable Ratio Power (Opt. Cherokee)	Variable Ratio Power (Opt. Cherokee)	Variable Ratio Power (Opt. Cherokee)	Variable Ratio Power (Opt. Cherokee)
Tires—H78 x 15—B load range	Std.	Std.	Std.	Std.
Front Stabilizer Bar	Opt.	Opt.	Opt.	Opt.
Hitch	frame	frame	equalizing	equalizing
Front and rear springs	Std.	Std.	Heavy-duty (Opt.)	Heavy-duty (Opt.)
Front and rear shocks	Std.	Std.	Heavy-duty (Opt.)	Heavy-duty (Opt.)
Cooling	Extra-duty (Opt.)	Extra-duty (Opt.)	Extra-duty (Opt.)	Extra-duty (Opt.)
Alternator	Std.	Std.	Heavy-duty (Opt.)	Heavy-duty (Opt.)
Battery	Std.	Std.	70 amp/hr. (Opt.)	70 amp/hr. (Opt.)
Axle Ratio	3.07 (Std.)	3.07 (Std.)	3.54:1 (Opt.)	3.54:1 (Opt.)
Recommended additional equipment:				
Quadra-Trac with low range			•	•
Axle ratio of 3.54:1	•	•		
360-4bbl V8			•	•
401-4bbl V8			•	•



CJ-5



J-20

1976 Jeep CJ-5 & CJ-7 Trailer Towing Requirements and Recommendations

Trailer specifications	I	II	III*
Class	I	II	III*
Maximum loaded trailer weight	2,000	3,500	5,000
Tongue load limit	300	500	750
Required equipment			
Hitch	Frame or draw bar	Equalizing	Equalizing
Recommended equipment			
Engine	258-1bbl Six (Opt.)	304-2bbl V8 (Opt.)	304-2bbl V8 (Opt.)
Cooling	Std.	Extra-duty (Opt.)	Extra-duty (Opt.)
Transmission	Std.	Std.	Std.
Rear axle ratio	3.54:1	4.09:1 (Opt.)	4.09:1 (Opt.)
Steering	Constant ratio power (Opt.)	Constant ratio power (Opt.)	Constant ratio power (Opt.)
Brakes	Std.	Power (Opt.)	Power (Opt.)
Alternator	Std.	Heavy-duty	Heavy-duty
Battery	Std.	70 amp/hr.	70 amp/hr.

*Jeep CJ-5 & CJ-7 not recommended for towing Class III trailers at highway speeds.

1976 Jeep Vehicle Design Weight Capacities (pounds)

Model	Gross Vehicle Weight Rating	Gross Axle Weight Rating	
		Front	Rear
CJ-5	3750*	2200	2700
CJ-7	3750*	2200	2700
CHEROKEE	6025	3215	3215
WAGONEER	6025	3215	3215
J-10 PICKUP	6025	3200	3200
J-20 PICKUP	6500	3500	4090
	7200	3500	4700
	8000	3500	5500

*4150 is standard with hardtop, optional for open body or soft top models.

Caution: Jeep Corporation will not be responsible for brake performance if the Jeep vehicle and trailer hydraulic brake systems are in any way connected. A separate brake system for all trailers weighing over 1,000 pounds gross is recommended (State laws should be checked for trailer brake requirements).

1976 Jeep Pickup Trailer Towing Requirements and Recommendations

Trailer specifications	J-10 & J-20	J-10 & J-20	J-10 & J-20	J-10 & J-20	J-20
Model	J-10 & J-20	J-10 & J-20	J-10 & J-20	J-10 & J-20	J-20
Class	I	II	III	IV	5th Wheel
Maximum loaded trailer	2,000	3,500	5,000	7,000*	7,000*
Tongue load limit	300	500	750	1,000*	1,450*
Required minimum equipment					
Hitch	Frame or rear step bumper	Frame or rear step bumper	Equalizing	Equalizing	Cargo bed mounted
Cooling Extra Duty (Opt.)	•	•	•	•	•
Alternator	Std.	Std.	Heavy-duty (Opt.)	Heavy-duty (Opt.)	Heavy-duty (Opt.)
Battery	Std.	Std.	70-amp/hr. (Opt.)	70-amp/hr. (Opt.)	70-amp/hr. (Opt.)
Engine 360-2 bbl V8 (Opt. J-10)	•	•	•	•	•
Axle ratio J-10	3.54 (std.)	3.54 (Std.)	4.09 (Opt.)	4.09 (Opt.)	N.A.
J-20	3.73 (std.)	3.73 (Std.)	4.09 (Opt.)	4.09 (Opt.)	4.09 (Opt.)
			3.73 (w/401)	3.73 (w/401)	3.73 (w/401)
Steering Variable ratio power (Opt.)	•	•	•	•	•
Brakes Power front disc (Opt. J-10)	•	•	•	•	•
Front and rear springs	Std.	Std.	Heavy-duty (Opt.)	Heavy-duty (Opt.)	Heavy-duty (Opt.)
Front and rear shocks	Std.	Std.	Heavy-duty (Opt.)	Heavy-duty (Opt.)	Heavy-duty (Opt.)
Tires J-10 H78 x 15—"B" load range	Std.	Std.	Std.	Std.	Std.
J-20 8.00 x 16.5 Cushion Miler	Std.	Std.	Std.	Std.	Std.
Recommended equipment	I	II	III	IV	5th Wheel
360-4bbl V8	•	•	•	•	•
401-4bbl V8	•	•	•	•	•
Transmission Automatic w/Quadra-Trac • (Opt.)	• (Opt.)	• (Opt.)	• (Opt.)	• (Opt.)	• (Opt.)
4-speed manual	•	•	•	•	•
70-amp/hr. battery	•	•	•	•	•
Heavy-duty alternator	•	•	•	•	•
Quadra-Trac with low range	•	•	•	•	•
Axle ratio 4.09:1	•	•	•	•	•

*J-20 (8000 GVW): Maximum loaded trailer weight 10,000 lbs. Tongue load limit 1,200 lbs. for conventional rear mounted trailer. Tongue load limit 2,850 lbs. for bed mounted 5th wheel trailer.

Whatever kind of rig you tow, there's a Jeep vehicle made for the job:

- Jeep CJ-5, CJ-7. Great for pulling light trailers or campers to the most isolated spots.
 - Jeep Cherokee. For the family who enjoys finding their own private vacation spot. Two trailer towing packages are available.
 - Jeep Wagoneer. The ultimate 4-wheel drive machine gives you a choice of two towing packages and all the luxury you could ever want.
 - Jeep Pickup. An extra-hardworking recreation machine. Use it to haul a couple of motorcycles, cab-over camper or a massive fifth-wheeler trailer.
- Jeep vehicles are hard to beat for towing a trailer... whether on road or off the beaten track.

Use these charts to find the Jeep vehicle that's right for you:

Camper Special Packages

To set you up in style, this special package is available with the J-20 (8,000 GVW) Townside.

You'll appreciate the 70 amp/hr. battery and heavy-duty alternator that can handle the increased electrical demands on your vehicle.

Plus there's an extra duty cooling system, long-arm dual mirrors and a sliding rear window.

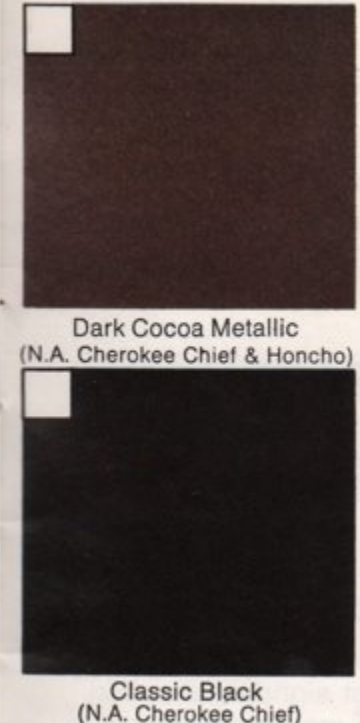

The minimum required equipment includes a 360-2bbl V8 engine (Std.), front stabilizer bar, heavy-duty front and rear shocks, heavy-duty rear springs, 9.50 x 16.5D or 7.50 x 16E tires and a 4-speed manual or 3-speed automatic transmission.

For the "Fifth-Wheeling" Fans


If you want to haul a roomy fifth-wheeler trailer—the J-20 Jeep Pickup with GVW rating of 6,500 to 8,000 lbs. will take it in style. (See chart.)

Recommended options include: 360-4bbl V8 or 401-4bbl V8 engine, automatic transmission with the Quadra-Trac system, and trailering equipment or the camper package. The "fifth-wheeler" has all the room you'll ever need—but be careful not to exceed the GVW and front and rear axle load ratings when you pack it for your vacation adventure.

For your selection:
1976 Jeep®
vehicle
exterior
colors



For your selection:
1976 Jeep®
vehicle
fabric
colors



1976 JEEP VEHICLE TIRE OPTIONS

A Steel Belted Radials
A tough combination of road gripping traction, stability and puncture protection. Plus long tire mileage and fuel economy.

B Custom Power Cushion Polyglas & Power Cushion "78"
In black wall and white wall respectively, both tires offer super traction, superb steering and road stability.

C Steel Belted Radial Mud & Snow
All the benefits of steel belted radial tires—long tire mileage, excellent stability and handling—plus the extra traction in snow and mud of this aggressive tread pattern.

D Suburbanite Polyglas and Suburbanite XG Polyglas
Designed for strength this triple tempered polyester cord tire gives super pulling power in mud or snow.

E Cushion Miler
Made with Tufsyn, the toughest, strongest wearing rubber ever used in Goodyear truck tires. The Cushion Miler RV is designed for stability and resistance to side sway.

F Custom Xtra Grip Hi-Miler
A high performance, traction tire with wide lugs for extra pulling power in ice and snow.

G "Tracker A-T" Tires
A wide, all terrain, all weather tire designed for durability and rugged 4-wheel drive use. Tread pattern delivers quiet, smooth operation on highway while giving excellent traction off-road. Raised white letters. (Wheel size: 15 x 8)

1976 JEEP VEHICLE TIRE OPTIONS

	CJ-5/CJ-7	CHEROKEE	WAGONEER	J-10 PICKUP	J-20 PICKUP
Rim size (in.)	6.00 (7.00 with aluminum wheels)	6.00 (7.00 with aluminum wheels)	6.00 (7.00 with aluminum wheels)	6.00 (7.00 with aluminum wheels)	6.00, 6.50 and 6.75
Tire:					
<input type="checkbox"/> A	HR78x15, 1/2 ply, W/W	HR78x15, 1/2 ply, W/W	HR78x15, 1/2 ply, W/W	HR78x15, 1/2 ply, W/W	N/A
<input type="checkbox"/> B	F78x15, 4 ply, B/W(1) H78x15, 4 ply, W/W	H78x15, 4 ply, B/W(1) & W/W	H78x15, 4 ply, B/W(1) & W/W	H78x15, 4 ply, B/W(1) & W/W	N/A
<input type="checkbox"/> C	HR78x15, W/W	HR78x15, W/W	HR78x15, W/W	HR78x15, W/W	N/A
<input type="checkbox"/> D	H78x15, 2/4 ply(2)	H78x15, 2/4 ply	H78x15, 2/4 ply	H78x15, 2/4 ply	N/A
<input type="checkbox"/> E	N/A	N/A	N/A	N/A	8.00x16.5, 8 ply, B/W(1) 9.50x16.5, 8 ply
<input type="checkbox"/> F	N/A	N/A	N/A	N/A	7.50x16, 6, 8, or 10 ply, B/W
<input type="checkbox"/> G	N/A	N/A	N/A	10x15(3)	N/A

- (1) Standard tire.
(2) White wall standard on Renegade.
(3) Short wheel based J-10 only; included as part of the Honcho package.
Unless otherwise indicated, tires are available in both white wall and black wall.

This folder does not constitute an offer or commitment to sell. In order that product improvements may be made at any time, specifications and other data are subject to change without notice. Jeep vehicles meet or exceed all applicable Federal Motor Vehicle Safety Standards at time of manufacture. Some of the Jeep vehicles shown and described in this brochure have optional equipment, available at extra cost. See your authorized Jeep dealer for prices and model availability for this optional equipment.

Jeep Corporation does not make the camper bodies or trailers illustrated on these pages. Nor does Jeep Corporation do the conversion work illustrated. But your Jeep dealer should know who the manufacturers are and can help you select camper units and the right Jeep vehicle to fit your budget and your travel plans.

JEEP, CHEROKEE, QUADRA-TRAC, RENEGADE and WAGONEER are trademarks of Jeep Corporation.

SELECT THE RIGHT ENGINE

A wide range of engines with two six cylinder and four eight cylinder versions are offered. All powerplants utilize overhead valve configurations, lightweight compact engine block castings and improved intake and exhaust flow designs, just a few reasons why Jeep vehicles can carry the big payload.

Efficient, functional and rugged best describe every 1976 CJ, Cherokee, Wagoneer, and Pickup engine. And that means pound for pound Jeep vehicles have the versatility, maneuverability and excellent performance/economy potential for almost every recreational and work application. Use the following chart to help you decide which engine best suits your particular requirements.

Engine Availability	Pickups				
	CJ-5 & CJ-7	Cherokee	Wagoneer	J-10	J-20
<input type="checkbox"/> 232-1bbl 6 cylinder	Std.*	N.A.	N.A.	N.A.	N.A.
<input type="checkbox"/> 258-1bbl 6 cylinder	Opt.	Std.**	N.A.	Std.**	N.A.
<input type="checkbox"/> 304-2bbl V8	Opt.	N.A.	N.A.	N.A.	N.A.
<input type="checkbox"/> 360-2bbl V8	N.A.	Opt.**	Std.**	Opt.**	Std.**
<input type="checkbox"/> 360-4bbl V8	N.A.	Opt.	Opt.	Opt.	Opt.
<input type="checkbox"/> 401-4bbl V8	N.A.	Opt.	Opt.	Opt.	Opt.

*N.A. in California (258-1bbl 6 Cylinder Std. in Calif.)

**N.A. in California (360-4bbl V8 Std. in Calif.)

Quadra-Trac[®]... Automatic 4-wheel drive

(Questions & Answers)

Quadra-Trac[®] is Jeep's exclusive automatic 4-wheel drive system. No other vehicles have it...no other system works quite like it.

How does Quadra-Trac[®] work?

Let's assume you're driving in bad weather or in an off-road situation. You begin to lose traction in one or more wheels and start to get stuck or skid. Quadra-Trac[®]—with its unique controlled-slip differential—reacts by automatically distributing engine torque to the axle that has the most traction. These wheels can push or pull your vehicle out of danger. So you have better control, handling and stability:

- On bad roads and slippery surfaces
- In crosswinds and turbulence
- In off-road situations

Is "Quadra-Trac[®]" difficult to operate?

Quadra-Trac[®] is completely automatic. In conventional systems you have to shift levers and get out of the vehicle to "lock wheel hubs" when you want to switch over to 4-wheel drive.

With Quadra-Trac[®], you have 4-wheel drive when you need it...automatically.

Is "Quadra-Trac[®]" noisy?

Quadra-Trac[®] is so smooth and quiet running, you'd probably forget it was there...if it wasn't for the improved handling.

What if I pull a trailer?

Great! You'll be amazed at the added stability Quadra-Trac[®] automatically delivers in crosswinds and turbulence caused when trucks or other large vehicles pass you at high speeds. And nothing beats it up steep hills.

(NOTE: An optional low range is available and is recommended for low speeds, high torque demand situations.)

Quadra-Trac[®] could be the most significant option you choose to help you get the most from your 4-wheel drive experience. Naturally, Quadra-Trac[®] is standard equipment on Jeep Wagoneer.



Rear wheels on icy patch?




Front wheels in mud?




Driving on slippery wet road?



Front wheels automatically pull you off.



Rear wheels automatically push you out or back you up.



Traction is automatically distributed to all four wheels.

Jeep wrote the book on 4-wheel drive.

CHAPTER ONE



Over 30 Years' Experience

Jeep vehicles were born to tough times. And that earned them a reputation for rugged dependability that's lasted 30 years. When it comes to 4-wheel drive firsts, Jeep vehicles have always been way out front. We still are!

Jeep Corporation wrote the book on 4-wheel drive and we're still writing. For '76 Jeep Corporation introduces:
• The new CJ-7 • The tough Cherokee Chief • The J-10 Honcho Pickup.

CHAPTER TWO



Tough Reputation


We build Jeep vehicles strong with brawny frames, rugged axles, husky springs and suspension, tough transfer cases.

Jeep vehicles average over 14½ years of hard working life, and that's on some of the world's most rugged terrain. What better recommendation could we make?

We build them to last and that's why Jeep vehicle resale value has always been high.

And since all Jeep Corporation vehicles are 4-wheel drive vehicles, you can be sure that *keeping* our reputation high is mighty important to us.

CHAPTER THREE



The Jeep Dealer

When you buy a Jeep vehicle, you deal with a man who understands 4-wheeling. Your Jeep Dealer's been there. He's dedicated to the 4-wheel drive experience. And it shows! It shows in service. In his willingness to stand behind each vehicle he sells. And it shows in the care he takes to make

sure your vehicle is prepared—for your needs! He earned his 4-wheel drive expertise by working hard at it. And he knows how to work hard at making things easier for you!

CHAPTER FOUR



Jeep Vehicle Parts and Service

Your Jeep dealer is dedicated to you, the Jeep vehicle owner. So he's constantly:

- Upgrading shop equipment.
- Keeping up on latest 4-wheel drive innovations and maintenance techniques.

• Taking advantage of Jeep Corporation's special mechanic training program.

And if you need a replacement part, it'll be a genuine *Jeep* replacement part—to match your tough machine. When you own a Jeep vehicle you've got an expert at your service!

CHAPTER FIVE



Plus These Additional Benefits

You have every right to expect your Jeep vehicle to deliver good performance. So, before we deliver your vehicle, we promise:



- Careful dealer pre-delivery servicing: testing for starting, braking and overall performance. And a signed report.

• Vehicle Identification Card: Identifies you and your vehicle to speed warranty service from any authorized Jeep dealer.
• Toll-Free Owner Hotline: We've promised you service and convenience. If you have a problem that can't be resolved by your dealer...we give you a toll-free number—if you need to use it, you'll get results!

CJ-5
CJ-7



Cherokee
Cherokee "S"
Cherokee Chief



Wagoneer
Custom Wagoneer



Standard Pickup
Custom Pickup
Pioneer
Honcho

