



05 SAFARI | SAVANA

GMC

Serious movers of
people and cargo.



When a car-based minivan simply isn't enough vehicle to meet your needs, GMC has the answer. Our mid-size Safaris and full-size Savanas are serious vans loaded with serious truck engineering. Like rugged structures. Renowned Vortec engines. And a choice of rear-wheel-drive or all-wheel-drive (AWD) powertrains. At the same time, Safari and Savana are comfortable, smooth-riding vehicles that handle every passenger with care. They also feature highly versatile interiors capable of carrying huge amounts of cargo when that's the task at hand.

Safari and Savana. Legendary movers of people and cargo, from the engineers at GMC.





SAFARI instrument panel.



SAFARI. PRACTICALLY, IT'S PERFECT.



SAFARI OFFERS STANDARD SEATING for eight people in a comfortable, spacious and well-equipped passenger compartment. It's also a highly satisfying vehicle to drive. You sit tall in Safari, with a commanding view of the road. Handsome, easy-to-read analogue gauges keep you informed about a range of vehicle functions. The heating, ventilation and air conditioning system is powerful and simple to operate, even when you are wearing gloves. Other standard features you'll appreciate include dual front cupholders, multiple auxiliary power outlets and a quality sound system complete with a CD player.

- a. Standard on Safari SLE and SLT, the overhead console includes storage compartments, 4 map/reading lights, an electronic compass, an exterior temperature readout and a trip odometer. SLT adds HomeLink universal 3-channel transmitter controls shown.
- b. A fold-down centre armrest with convenience tray and dual cupholders is an integral component of Safari SLT's standard 3-passenger 2nd-row seat.
- c. A CD player is standard on every Safari. A premium audio system with CD and cassette tape players, 8 speakers and other upscale features are standard on Safari SLT and available on Safari SLE.





SAVANA SLE interior, showing left-hand swing-out side door available on regular wheelbase models.



SAVANA. ROOM AND COMFORT FOR UP TO FIFTEEN.



SAVANA IS THE PEOPLE MOVER par excellence. The standard seating package on 2500 and 3500 series models accommodates an even dozen occupants. If that's not enough, 3500 series long-wheelbase models offer an available package with five rows of seats and room enough for as many as fifteen people. Entry and exit are easy, with generously sized standard right-hand side and available left-hand side swing-out doors. All passengers will find their journey comfortable and entertaining, too, thanks to Savana's supportive seats, standard air conditioning, front and rear heaters and a range of available quality audio systems.

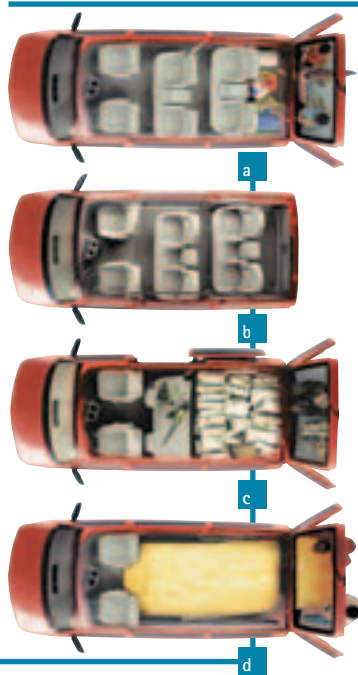


- a. Savana offers an excellent choice of sound systems, including the AM/FM stereo with integral 6-disc CD changer shown here.
- b. Savana provides its driver with clear analogue instruments and well-positioned controls. For added convenience, the instrument panel includes a pair of auxiliary 12-volt power outlets.
- c. Wide-opening right-hand side doors provide excellent access to Savana's interior, regardless of whether you're loading passengers or cargo. Or choose the available right-hand side sliding door, at no extra charge. Swing-out left-hand side doors are available on regular wheelbase models.

Spacious


ROOM TO DO MORE. MUCH, MUCH MORE.

SAFARI



- a. Safari SL and SLE models feature swing-out rear load doors. A Dutch door package shown, including an electrically released liftgate and split sidegates, is standard on Safari SLT and available on SL and SLE.
- b. With all 3 rows of seats in place, Safari carries up to 8 occupants and 1170 L (41.3 cu. ft.) of cargo.

SAVANA



- c. The 3rd-row seat is easily removed when necessary to accommodate extra cargo. In this configuration, Safari can accommodate 5 occupants and 2957 L (104.4 cu. ft.) of cargo.
- d. For maximum cargo-carrying capacity, the 2nd-row seat can also be removed. That creates a load floor more than 2.5 metres long and allows a cargo capacity of 4825 L (170.4 cu. ft.).


WITH A GMC VAN, you have the capacity and versatility you need for everything you want to do. Safari offers more interior space than any front-wheel-drive minivan.* Then there's Savana's voluminous interior, which is so large it seems almost capable of swallowing a minivan whole. Why limit yourself with anything less than a GMC van?

*Based on 2004 Model Year data for the GM Medium Van segment and the latest published competitive information available at time of printing. Excludes other GM vehicles.

SERIES/MODEL	WHEELBASE mm (in.)	SEATING CAPACITY	
		STANDARD	OPTIONAL
1500 Savana Passenger	3429 (135)	8(A)	—
1500 Savana Passenger AWD	3429 (135)	8(A)	—
2500 Savana Passenger	3429 (135)	12(B)	8(A)
3500 Savana Passenger	3429 (135)	12(B)	8(A)
3500 Savana Passenger (LWB)	3937 (155)	12(C)	15(D)



QUALITY TRUCKS RIGHT DOWN TO THEIR BONES.



Savana cargo vans offer the added convenience of available Savana Pro and Pro Plus packages, which include 3 handy rear access panels. For more information on GMC Savana cargo vans, please ask your Sales Consultant for the GMC Commercial Trucks brochure.


GMC TRUCK TECHNOLOGY is ever-present in the Safari and Savana passenger vans. Take Savana's sturdy steel ladder frame, shown above. A rigid, three-piece welded design with fully boxed side rails, it contributes to excellent quality, durability and crashworthiness. Or Safari's uniframe body with front stub frame. These are just some of the many robust, precision-engineered components that have helped make Savana and Safari legends among North American van drivers.

Strong



SAVANA SLE shown in Polo Green Metallic.

05 **PERFORMANCE**



LEGENDARY VORTEC POWER TO TACKLE EVERY CHALLENGE.

BRING ON YOUR HEAVY HAULING AND TOWING ASSIGNMENTS. Thanks to renowned Vortec power under the hood, Safari and Savana have more than enough muscle to handle them. Safari features a standard 190 horsepower Vortec 4300 V6 and a maximum trailer towing rating of up to 2449 kg (5400 lb.).* Savana's engine choices start with the Vortec 4300 V6 and extend all the way up to a 300 horsepower Vortec 6000 V8 capable of towing as much as 4445 kg (9800 lb.).* A proven electronically controlled four-speed automatic transmission is standard in every GMC van, and heavy-duty transmissions are used exclusively in Savana 2500 and 3500 models.

*When properly equipped.

- a. The Vortec 6000 V8 with 300hp @ 4400 rpm and 360 lb.-ft. of torque @ 4000 rpm is standard on Savana 2500 and 3500 models.
- b. Four-wheel disc brakes and an anti-lock braking system (ABS) are standard on all Safari and Savana models. Dynamic Rear Proportioning electronically adjusts the application of the rear brakes to help improve brake balance and reduce stopping distances.
- c. A Tow/Haul mode is integrated into every Safari and Savana transmission. At the touch of a button, it provides a revised shift pattern for improved performance when you're carrying a heavy load or towing a trailer. Savana dash-mounted activation switch shown.

ENGINEERED FOR FOUR-SEASON SAFETY.



Safari and Savana cut through winter driving conditions with confidence, thanks to such traction-maximizing features as ABS and available all-wheel drive (AWD). The StabiliTrak vehicle stability enhancement system, standard on Savana 3500 passenger models, helps control potentially dangerous lateral skids on most surfaces.



Heated, power-adjustable exterior rear-view mirrors are available on Savana, with or without integrated turn signal indicators.



Available on Safari and Savana 1500, all-wheel drive (AWD) helps keep you from getting stuck by sensing when a wheel is starting to slip and automatically redistributing torque to the wheels with superior traction.

CRASH PREVENTION AND PASSENGER PROTECTION are equally high priorities in Safari and Savana. Four-wheel disc brakes with ABS, dual frontal air bags and LATCH provisions for securely attaching child safety seats are just a few of the standard safety features you'll find on every model.



For over a century, GMC has advanced the state of the art in trucks by the intelligent application of technology. Case in point: OnStar. OnStar uses advanced communications technology to enhance your peace of mind whenever you're in your GMC Truck. All it takes is the touch of a single OnStar button inside your vehicle to connect you with one of our Advisors at the OnStar Centre.* They are standing by, ready to provide support 24 hours a day, 365 days a year.

What can OnStar Advisors do for you? They not only provide information and a range of other direct assistance services – but also, in an emergency, they will contact emergency service providers. And if air bags are deployed in your vehicle, an Advisor will contact you to determine if you need assistance. Your Advisor can also perform a remote diagnostic check of your engine and the electrical components in your vehicle.

Another convenient feature is OnStar Personal Calling,** which uses a button to activate the hands-free, voice-activated wireless phone that's integrated into your vehicle. It's there just in case your hand-held cellphone is lost, forgotten or has a low battery. Even better, there are no additional monthly system access fees, or additional long distance and roaming charges. And as a new customer, you will receive 30 trial minutes.

Knowing you have OnStar on board provides a powerful sense of added security. Just ask the more than 100,000 people who have become OnStar subscribers in Canada. How hard does OnStar work for you? The facts speak for themselves: every month in Canada OnStar Advisors handle an average of 7,100 routing calls, 2,000 emergency calls, 1,900 door unlocks, and 1,050 Roadside Assistance dispatches.


The OnStar System with one year of the Safe & Sound Plan is available on all Savana models. OnStar also offers the available Directions & Connections plan that provides route information, as well as a host of other convenience services. See your dealer for more details about the plans for Savana.

*Subscription Agreement necessary. OnStar services require vehicle electrical system and wireless service to be available and operating for features to function properly. OnStar relies on existing emergency service providers as well as wireless and satellite technologies and is subject to their limitations. Due to the transition of the wireless industry from analogue to digital technology, as of January 1, 2008, OnStar plans to offer service only through equipment that operates on the digital network, which may require the purchase of a system upgrade. Call 1-888-4ONSTAR (1-888-466-7827), see your OnStar Owner's Guide, or visit www.onstarcanada.com for system information and details.

**Requires OnStar Personal Calling-enabled vehicle, existing OnStar service contract and prepaid calling minutes. OnStar voice recognition system may not recognize all voices. Available in most markets.



a. Splash guards – Made from fortified, rubber-reinforced polypropylene. Various styles available.



b. Hood air deflector – Protects your vehicle's hood and windshield from insects and small road debris.

c. Running boards – Various styles available. See dealer parts department for details.

d. Floor mats – Waffle-moulded to gather snow and mud. Front mats feature GMC logo.



QUALITY ACCESSORIES TO MAKE YOUR VAN TRULY, UNIQUELY YOURS.

Take the styling and functionality of your new GMC van to an even higher level and reflect exactly who you are with the addition of GM Accessories. They are the only accessories that are integrated into the process of designing your vehicle, ensuring excellent fit, finish and functionality. And only GM Accessories are backed by GM's 3-year/ 60,000 km TOTAL™ Warranty.* They can also be included in your new-vehicle lease or finance agreement through GMAC. Ask your dealer for a complete list of the GM Accessories available for Safari and Savana, or visit gmcanada.com

*Whichever comes first, when permanently installed by the dealer at the time you purchase or lease your new vehicle.

GM Accessories for Safari and Savana include:

- Moulded hood protector
- Vinyl floor mats
- Painted running boards
- Moulded splash guards
- Hitch-mounted bike carrier.



Accessories

MODEL SELECTOR

MODEL	DRIVE	SEATING Std./Opt.	WHEELBASE mm (in.)	CARGO VOLUME MAX. L (cu. ft.)*	GVWR kg (lb.)	MAX. PAYLOAD kg (lb.)**	MAX. GROSS TRAILER WEIGHT kg (lb.)†
Safari Passenger Van	RWD	8/7	2824 (111.2)	4825 (170.4)	2676 (5900)	722 (1591)	2449 (5400)
Safari Passenger Van	AWD	8/7	2824 (111.2)	4825 (170.4)	2767 (6100)	684 (1509)	2359 (5200)

*With all rear seats removed. **Payload includes passengers, equipment and cargo. Payloads are approximate and will change with the addition of optional or aftermarket equipment. Consult your dealer or equipment supplier for details.

†When properly equipped. Ask your Sales Consultant for a copy of the Trailering with GMC Trucks brochure for details.

SAFETY AND SECURITY

	SL	SLE	SLT
Air bags – driver and front-passenger, frontal	S	S	S
Brake/transmission shift interlock	S	S	S
Door locks – sliding side door, child-security	S	S	S
Headlights – Daytime Running Lights with automatic light control	S	S	S
Keyless entry system – remote	–	S	S
Safety restraints – LATCH (Lower Anchors and top Tethers for Children)	S	S	S
Theft-deterrent system – PASSLock	S	S	S

MECHANICAL

	SL	SLE	SLT
Brakes – power, 4-wheel disc	S	S	S
Brakes – 4-wheel, anti-lock braking system (ABS)	S	S	S
Drive – rear-wheel (RWD)	S	S	S
Drive – all-wheel (AWD), on-demand type	0	0	0
Engine – Vortec 4300 V6 with multi-port fuel injection Horsepower – 190 @ 4400 rpm Torque – 250 lb.-ft. @ 2800 rpm	S	S	S
Engine block heater	S	S	S
Exhaust system – aluminized stainless steel	S	S	S
Locking differential – rear	0	0	0
Steering – power, recirculating ball, variable ratio	S	S	S
Transmission – 4-speed automatic with overdrive, 2nd-gear start feature and Tow/Haul mode	S	S	S

EXTERIOR

	SL	SLE	SLT
Bumpers – front and rear, body-colour with rear top step surface	S	S	S
Cladding – lower bodyside	–	S	S
Doors – rear panel-type	S	S	–
Doors – rear 3-piece Dutch doors, includes rear-window wiper/washer and electric defogger	0	0	S
Glass – Solar-Ray, tinted windshield and front door glass, with deep-tinted glass for all other windows	S	S	S
Mirrors – foldaway, black	S	–	–
Mirrors – foldaway, power remote control, black	–	S	S
Roof rack	S	S	S
Running boards – painted body colour	–	0	0
Spare tire/carrier – winch-operated; compact spare located under rear floor	S	S	S
Tires – P215/70R16 all-season blackwall	S	S	S
Trailering Special Equipment Package – includes weight-distributing platform-type trailer hitch receiver and 8-lead wiring harness	0	0	0
Wheels – 16" x 6.5" styled steel, painted*	S	–	–
Wheels – 16" x 7" brushed aluminum with smooth centre cap*	0	S	S
Windshield wipers – 2-speed intermittent, wet-arm washers	S	S	S
Wiring harness – trailer, 6-lead	S	S	S

INTERIOR

	SL	SLE	SLT
Air conditioning – front	S	S	–
Air conditioning – front and rear	–	0	S
Cargo convenience net	S	S	S
Console – overhead, includes sunglasses and garage door opener compartments, dome light and 4 reading lights plus outside temperature and compass readouts and a trip computer	–	S	S
Console – HomeLink universal 3-channel transmitter added to above	–	–	S
Cruise control – electronic with resume, coast and accelerate/decelerate features	S	S	S
Door locks – power	S	S	S
Floor covering – full-length carpeting including engine housing cover and rear-wheel housings, with colour-keyed LH and RH rubber mats for front compartment and full-width mats for centre and rear seating areas	S	S	S
Heater and defogger – side-window defoggers and rear heat ducts	S	S	S
Heater – auxiliary rear heater located on LH side	0	0	S
Instrumentation – analogue (includes speedometer, voltmeter, coolant temperature, oil pressure, fuel gauge, odometer and trip odometer)	S	S	S
Lights – front, centre and rear dome with illuminated entry/exit system	S	S	S
Power outlets – auxiliary, three	S	S	S
Retained accessory power	S	S	S
Steering column – tilt adjustable	S	S	S
Steering wheel – leather-wrapped	–	–	S
Sunshades – illuminated visor mirrors and adjustable auxiliary visor	–	S	S
Windows – power	S	S	S

*Wheels shown on page 18.

SEATS	SL	SLE	SLT
Eight-passenger Custom cloth high-back driver and front-passenger reclining bucket seats with folding inboard armrests, driver-side lumbar support with 2nd- and 3rd-row removable 3-passenger bench seats	S	S	-
Eight-passenger with Premium cloth high-back driver and front-passenger reclining bucket seats, folding inboard armrests, driver-side lumbar support, 2nd-row removable split-back reclining 3-passenger bench seat with folding armrests and 3rd-row removable bench seat	-	-	S
Seven-passenger seating, includes 4 high-back reclining bucket seats with lumbar support and dual folding armrests (single inboard folding armrests in front) and 3rd-row rear split-back removable 3-passenger bench seat	-	-	0
Leather-appointed seating surfaces	-	-	0
Power 6-way driver-seat adjuster	-	-	S

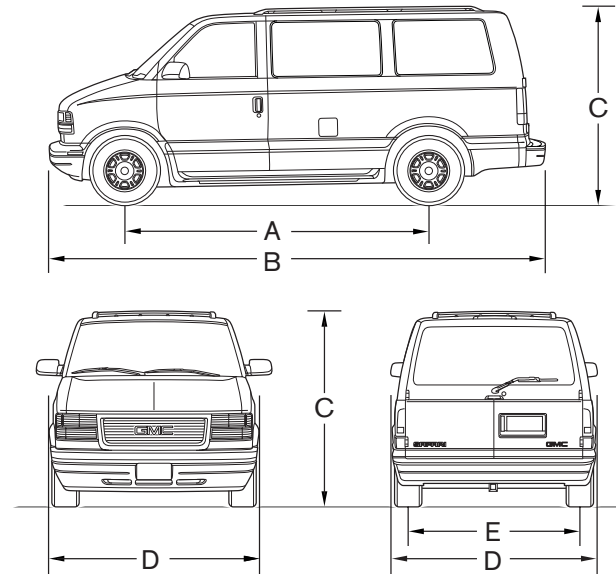
SOUND SYSTEMS	SL	SLE	SLT
All Safari sound systems include an electronically tuned AM/FM stereo with seek/scan, auto tone control, digital clock and CD player	S	S	-
Same as above except cassette tape, and eight premium speakers are included	-	0	S
Rear-seat audio controls and headphone jacks	-	-	S

SPECIAL PACKAGES	SL	SLE	SLT
Appearance Package – includes Trailing Special Equipment Package, running boards, seven-passenger seating and two-tone paint scheme	-	-	0
Touring Package – includes auxiliary rear heater, Trailing Special Equipment Package, locking differential and rear three-piece Dutch doors	-	0	-

S = Standard. 0 = Optional, individually or in combination with other optional equipment.

NOTE: The Safari trim features indicated reflect only a portion of the content of each trim level. See your Sales Consultant for complete listings.

DIMENSIONS



EXTERIOR, mm (in.)

Wheelbase (A)	2824 (111.2)
Overall length (B)	4281 (189.8)
Height (max.) (C)*	1905 (75.0)
Width (D)	1969 (77.5)
Rear door width (E)	1453 (57.2)

*Not including roof rack.

INTERIOR, mm (in.) front/2nd-row/3rd-row

Headroom	996/963/983 (39.2/37.9/38.7)
Legroom	1057/927/978 (41.6/36.5/38.5)
Shoulder room	1626/1704/1704 (64.0/67.1/67.1)
Hip room	1651/1293/1450 (65.0/50.9/57.1)
Load-floor length – to console	3200 (126.0)
– with front seats only	2504 (98.6)
– to middle seat	1567 (61.7)
– to rear seat	721 (28.4)
Width between wheelhousings	1311 (51.6)

CAPACITIES/WEIGHT

Cargo volume, L (cu. ft.) – with all-seats in position	1170 (41.3)
– with 3rd-row seats removed	2957 (104.4)
– with 2nd- and 3rd-row seats removed	4825 (170.4)
Fuel tank, L (imp. gal.)	102 (22.4)
Curb weight (estimated), kg. (lb.)	1955 (4309) – RWD 2082 (4591) – AWD

MODEL SELECTOR

MODEL	SEATING Std./Opt.	WHEELBASE mm (in.)	CARGO VOLUME MAX. L (cu. ft.)*	GVWR kg (lb.)	MAX. PAYLOAD kg (lb.)**	MAX. GROSS TRAILER WEIGHT kg (lb.)†
1500 Savana Passenger	8	3429 (135.0)	7569 (267.3)	3266 (7200)	864 (1905)	2858 (6300)
1500 Savana Passenger All-Wheel Drive (AWD)	8	3429 (135.0)	7569 (267.3)	3266 (7200)	729 (1607)	2767 (6100)
2500 Savana Passenger	12/8	3429 (135.0)	7569 (267.3)	3900 (8600)	1227 (2704)	4445 (9800)
3500 Savana Passenger	12/8	3429 (135.0)	7569 (267.3)	4355 (9600)	1629 (3591)	3493 (7700)
3500 Savana Passenger long wheelbase (LWB)	12/15	3937 (155.0)	8971 (316.8)	4355 (9600)	1483 (3270)	3357 (7400)

*With all rear seats removed. **Payload includes passengers, equipment and cargo. Payloads are approximate and will change with the addition of optional or aftermarket equipment. Consult your dealer or equipment supplier for details.

†Z82 Trailing Special Equipment Package required or comparable frame-mounted hitch. Ask your Sales Consultant for a copy of the Trailing with GMC Trucks brochure for details.

SAFETY AND SECURITY

	SL	SLE
Air bags – dual-stage driver and front-passenger, frontal (under 3900 kg [8600 lb.] GVWR)	S	S
Air bags – driver and front-passenger, frontal with on/off switch (3900 kg [8600 lb.] GVWR or greater)	S	S
Brake/transmission shift interlock	S	S
Door locks – side and rear loading doors, child-security	S	S
Headlights – Daytime Running Lights	S	S
Keyless entry system – remote	–	0
OnStar In-Vehicle Communications and Assistance Service – includes one-year Safe & Sound Plan ¹	0	0
Safety restraints – Child-seat tether anchors	S	S
Safety restraints – LATCH (Lower Anchors and top Tethers for Children), 2nd-row outboard position	S	S
Theft-deterrent system – PASSLock	S	S

¹Requires available stereo with Radio Data System (RDS), up-level interior rear-view mirror and Auxiliary Lighting Package.

MECHANICAL

	SL	SLE
Brakes – power, 4-wheel disc	S	S
Brakes – 4-wheel, anti-lock braking system (ABS)	S	S
Drive – rear-wheel (RWD)	S	S
Drive – all-wheel (AWD), 1500 regular wheelbase only	0	0
Engine – see chart on page 17	S	S
Locking differential – rear	0	0
StabiliTrak – vehicle stability enhancement system including traction assist (3500 models only)	S	S
Steering – power, rack-and-pinion (models under 3900 kg [8600 lb.] GVWR)	S	S
Steering – power, recirculating ball (models at 3900 kg [8600 lb.] GVWR or greater)	S	S
Transmission – 4-speed automatic with overdrive and Tow/Haul mode (heavy-duty on 2500 and 3500 models)	S	S
Transmission oil cooler – heavy-duty, available with Vortec 6000 V8	0	0

EXTERIOR

	SL	SLE
Bumpers – front and rear with rear step, painted black	S	–
Bumpers – front, chrome with step pad; rear, chrome with entry assist step	0 ²	S
Defogger – electric rear-window	0	0
Deluxe Appearance Package – chrome grille with composite halogen headlights and chrome front and rear bumpers	0	S

EXTERIOR (cont'd)

	SL	SLE
Doors – right hand 60/40 swing-out side or no-charge optional sliding side	S	S
Doors – left hand 60/40 swing-out side ³	0	0
Glass – Solar-Ray light-tinted, all windows	S	S
Glass – complete body glass including swing-out glass behind front doors and rear door windows	S	S
Glass – deep-tinted on all windows behind front doors	0	0
Grille – moulded plastic and front light bezels painted black	S	–
Grille – chrome appearance	0 ²	S
Halo – rear trim above tail lights, black	S	S
Halo – rear trim above tail lights, body colour ⁴	0	0
Headlights – single rectangular halogen sealed beam	S	–
Headlights – dual composite halogen	0 ²	S
Mirrors – dual foldaway, black	S	S
Mirrors – dual foldaway, power remote control, heated ⁵	0	0
Tires – P235/75R16 all-season blackwall (1500 models)	S	S
Tires – LT225/75R16E all-season blackwall (2500 models)	S	S
Tires – LT245/75R16E all-season blackwall (3500 models)	S	S
Trailing Special Equipment Package (Z82) – includes weight-distributing platform with trailer hitch receiver and 7-lead trailer wiring harness	0	0
Wheels – 16" x 6.5" steel, painted gray with gray centre cap ⁶	S	–
Wheels – 16" x 6.5" steel, painted gray with chrome centre cap ⁶	0	S
Wheels – 16" x 6.5" chrome-styled (1500 models only) ⁶	0	0
Wheels – 16" x 7" aluminum wheels (1500 models only) ⁶	0	0
Windshield wipers – 2-speed with variable delay (intermittent)	S	S

²Optional Deluxe Appearance Package. ³Available on certain regular wheelbase models only. ⁴Not available with Black or Victory Red.

⁵Available with in-glass turn signals. ⁶Wheels shown on page 18.

INTERIOR

	SL	SLE
Air conditioning – front	S	S
Air conditioning – front and rear ⁷	0	0
Auxiliary Lighting Package – includes reading and underhood lights	0	S
Cruise control – electronic with resume, coast and accelerate/decelerate features	0	S
Door locks – power	0	S
Floor covering – full-width black vinyl, front and rear	S	–
Floor covering – colour-keyed carpeting and removable rubber floor mats	0	S
Heater – auxiliary rear	S	S

05 SAVANA STANDARD & OPTIONAL FEATURES

Savana

INTERIOR (cont'd)	SL	SLE
Instrumentation – analogue (includes speedometer, voltmeter, coolant temperature, oil pressure, fuel gauge, odometer and trip odometer)	S	S
Mirror – rear-view, light sensitive with compass and exterior temperature display (includes vehicle communication system with available OnStar System) ⁸	0	0
Smoker's Package – cigarette lighter and ashtray	0	0
Steering column – tilt adjustable	0	S
Steering wheel – leather-wrapped	0	0
Stowage compartment – located in instrument panel extension	0	S
Sunshades – dual visor mirrors, RH illuminated	0	S
Windows – power with driver's express-down	0	S

⁷ Standard on long wheelbase (LWB) 3500 model. ⁸ This option required with OnStar.

SEATS	SL	SLE
Front – vinyl, reclining high-back buckets	S	–
Front – Custom cloth, reclining high-back buckets with inboard armrests	0	S
Power 6-way driver-seat adjuster	0 ⁹	0
Power 6-way front-passenger seat adjuster	0 ⁹	0
8-passenger seating – 1500 models	S	S
12-passenger seating – 2500 and 3500 models	S	S
8-passenger seating – 2500 and 3500 regular wheelbase (RWB)	0	0
15-passenger seating – 3500 long wheelbase (LWB)	0	0

⁹ Requires Custom cloth seat trim.

SOUND SYSTEMS	SL	SLE
All Savana sound systems include an electronically tuned AM/FM stereo with seek/scan, digital clock, a fixed mast antenna and 4 speakers	S	S
AM/FM stereo with CD player	0	0
AM/FM stereo with auto-reverse music search cassette tape player, CD player, automatic tone control, Radio Data System (RDS) and 6 speakers	0	0
AM/FM stereo with 6-disc CD changer, automatic tone control, Radio Data System (RDS) and 6 speakers	0	0

S – Standard. 0 – Optional individually or in combination with other optional equipment. Note: The trim features indicated reflect only a portion of the total content of each trim level. See your Sales Consultant for complete listings.

PREFERRED EQUIPMENT GROUPS

Shown below are the Preferred Equipment Groups (PEGs) available on GMC Savana. PEGs are packages of popular options that have been assembled to add value and make ordering easier. PEGs are subject to change without notice. Please note that features included in PEGs are not always available as individual options. For more information on Preferred Equipment Groups, please see your Sales Consultant.

You can upgrade the SL Passenger model by adding these features: • Power windows and door locks • Tilt adjustable steering column and cruise control • Auxiliary Lighting Package – reading and underhood lights • Dual visor mirrors, RH illuminated

You can easily upgrade the SLE Passenger model by adding these popular features: • Front and rear air conditioning (standard on 3500 LWB model) • Deep-tinted glass behind front doors • Remote keyless entry system • Power remote-control, heated foldaway exterior mirrors • Electrochromic auto-dimming interior rear-view mirror with compass and exterior temperature display • Leather-wrapped steering wheel • Aluminum wheels (1500 models only)

ENGINE AVAILABILITY

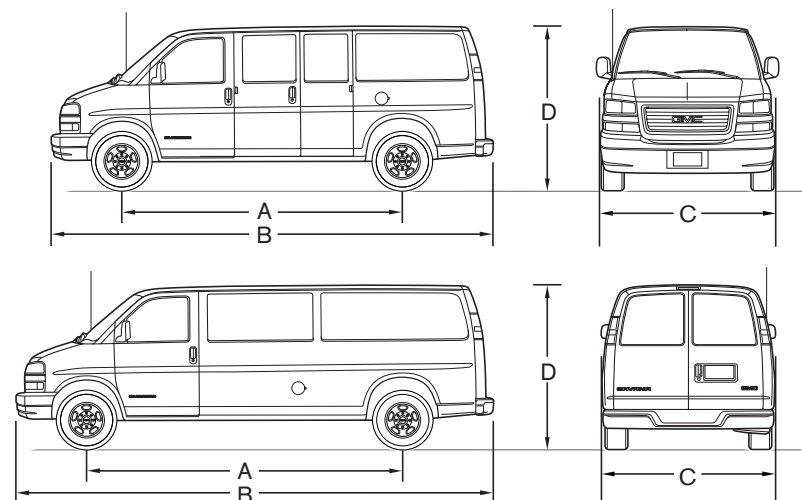
ENGINE	Vortec 4300 V6	Vortec 5300 V8	Vortec 6000 V8
HP @ rpm	195 @ 4600	285 @ 5200	300 @ 4400
Torque (lb.-ft.) @ rpm	260 @ 2800	325 @ 4000	360 @ 4000
Transmission – automatic	4-spd. w/OD	4-spd. w/OD	4-spd. w/OD ¹⁰

MODEL

MODEL	S	0	–
1500 Savana Passenger	S	0	–
1500 Savana Passenger All-Wheel Drive (AWD)	–	S	–
2500 Savana Passenger	–	–	S
3500 Savana Passenger	–	–	S
3500 Savana Passenger Long Wheelbase (LWB)	–	–	S

S – Standard. 0 – Optional. ¹⁰ Heavy-duty transmission with GVWRs at 3900 kg (8600 lb.) or greater.

DIMENSIONS



EXTERIOR, mm (in.)	RWB*	LWB*
Wheelbase (A)	3429 (135.0)	3937 (155.0)
Overall length (B)	5692 (224.1)	6200 (244.1)
Height (max.) (C) [†]	2072 (81.6)	2084 (82.0)
Width (D)	2017 (79.4)	2017 (79.4)

[†]Not including roof rack.

INTERIOR, mm (in.) front/2nd-row/3rd-row

Headroom	1021/968/968 (40.2/38.1/38.1)	
Legroom	1048/883/954 (41.3/34.8/37.6)	
Shoulder room	1748/1750/1613 (68.8/68.5/63.3)	
Hip room	1664/1675/1635 (65.5/66.0/64.4)	
Load-floor length		
– to engine cover	3901 (153.6)	4409 (173.6)
– to front seat	3246 (127.8)	3754 (147.8)
– to 2nd-row	2303 (90.7)	2812 (110.7)
– to 3rd-row	1531 (60.3)	2040 (80.3)
Width between wheelhousings	1282 (50.5)	1282 (50.5)

CAPACITIES

Fuel tank, L (imp. gal.)	117 (25.7)
--------------------------	------------

*RWB – regular wheelbase, LWB – long wheelbase.

COLOURS. BRILLIANT COLOURS.

Safari Exterior Colours



*Onyx black available only in two-tone. Conventional two-tone available on SLE and SLT models. Please see your Sales Consultant for specific colour availability.

Savana Exterior Colours



Colours may not be exactly as illustrated due to restrictions of the printing process. Please see your Sales Consultant for specific colour and model availability.



05 SAFARI | SAVANA

At GMC, we set the highest possible standards for ourselves and our vehicles. Only the best is good enough – and only until we find a way to make it even better. This relentless pursuit of improvement has been going on for over a century now, and for 2005, it's resulted in the finest line of pickups, vans and SUVs we've ever built. If you believe, as we do, in only settling for the best, one of them could be for you.

COMMITMENT

We're committed to engineering and manufacturing GMC Safari and Savana so that they are an absolute pleasure to drive. And that's just the beginning. We're also committed to making the ownership experience just as responsive to your specific needs. You'll find that our comprehensive support programs make it easier to purchase or lease a GMC. They also help to protect you and your vehicle down the road. A powerful example of the level of protection you can expect is the GM TOTAL™ Warranty. It's so thorough it covers your vehicle from the roof right down to the tires. So when you drive off the lot of your GMC dealership, you can do so with total confidence. Peace of mind is knowing that your vehicle is built for the long haul, and is backed by a comprehensive warranty.

THE GM TOTAL™ Warranty:†

The GM TOTAL™ Warranty is your promise of total warranty protection. It covers every new GMC Safari or Savana for 3 years or 60,000 km.* Complete vehicle repairs are covered,** including parts and labour, with no deductible. The warranty includes:

- 3-year/60,000 km* complete vehicle repair coverage
- 6-year/160,000 km* corrosion perforation coverage
- 8-year/130,000 km* coverage on catalytic converters and powertrain control modules (PCMs).

*Whichever comes first. **To correct any defects in material or workmanship occurring during the warranty period. Regular maintenance is not included, nor is excessive wear and tear caused by reckless or negligent driving.

OTHER OWNERSHIP PRIVILEGES AND PROGRAMS:†

- Roadside Assistance – 24/7 service via toll-free number during your warranty period, anywhere in Canada or the United States
- Courtesy Transportation – may be offered during warranty period
- GM Protection Plan (GMPP) – the only extended service contract backed by the resources and commitment of General Motors; GMPP may be purchased at the time of your sale or lease, or subsequently
- GM Mobility Program – you may be eligible for reimbursement of up to \$1000 (taxes included) for adaptive equipment for your GM vehicle
- GM Accessories – personalize your vehicle with GM Accessories, specifically engineered for your new GM vehicle
- GM Goodwrench Service – with GM-certified technicians and GM-approved parts, nobody knows your GM vehicle better.

TO HELP YOU PURCHASE OR LEASE A NEW VEHICLE:

- GMAC Financing – on-the-spot financing at your GM dealership††
- GMAC SMARTLEASE – a smart alternative to traditional financing††
- GM Graduate Program – recent graduates may qualify for up to \$1000 (taxes included) off any new GM vehicle†
- The GM Card – eligible cardholders may be able to redeem up to \$3500 in GM Card® Earnings toward the total purchase price or lease down payment on selected vehicles. For more information on The GM Card please call 1-800-461-3279.†

INFORMATION RESOURCES:

You can find more information about these programs from your GM dealer, or at these information centres:

- The GM Web site at gmcanada.com
- The GM Customer Communication Marketing Centre at 1-800-GM-DRIVE (1-800-463-7483 or 1-800-263-3830 for TDD users) – for information about any GM product or service, including The GM Card and the GM Mobility Program
- For information about GMAC visit the GM Web site or call 1-800-616-4622.

†Conditions and limitations apply.

††Subject to eligibility.

CANYON

SIERRA

JIMMY

ENVOY

YUKON

SAFARI

SAVANA

