


1 9 9 7



TAURUS SHO



THE TAURUS SHO:
POWERFULLY SOPHISTICATED.



The shape has taken a provocative new turn. The spirit is still full speed ahead.

THE PERFORMANCE & SPIRIT
OF A V8 SPORTS CAR.



The heart of Taurus SHO is its sophisticated performance. A responsive electronic four-speed automatic overdrive transaxle, a special ride-adaptive suspension and a four-wheel disc anti-lock braking system are all standard. The 3.4-liter 60-degree V8 engine has four valves per cylinder for free breathing. It produces 235 SAE net horsepower at 6,100 rpm and 230 foot-pounds of torque at 4,800 rpm.

THE REFINEMENT & COMFORT
OF A LUXURY SEDAN.



If the heart of the SHO is performance, its *soul* is luxury. Bucket seats include large side bolsters to help keep you comfortable, and rich leather-trim upholstery is available. The deluxe steering wheel is leather wrapped. The air filtration system keeps over 90% of pollen and dust larger than 3 microns from entering the interior. And the great sound reproduction of the Ford MACH audio system is also available.

THE POWER OF TECHNOLOGY
BREATHTAKINGLY APPLIED.



The power is there, no doubt about it. But it isn't the raw, brash power of the muscle-car variety. This is refined performance. Smooth, exhilarating acceleration. Tight, responsive handling. It's a spirited, technologically advanced luxury sedan.




WHAT IS PERFORMANCE
WITHOUT CIVILIZATION?




Your first-time passengers will likely be impressed by the optional rich leather-trim upholstery and beautifully appointed interior. A most attractive luxury sedan, they'll think. They'll be even more impressed when you start taking the curves.

YOU'LL WANT TO GET
THIS SHO ON THE ROAD.



Styling cues like the rear spoiler and the dual polished, stainless-steel-tipped exhaust pipes hint at the performance features under the skin. Distinctive 16" aluminum wheels (optional chromed aluminum shown) are matched with P225/55 ZR16 all-season, low-profile performance radials.

A MOST CAPABLE LUXURY
PERFORMANCE SEDAN.



Far left: SHO's 4-wheel disc anti-lock brakes are designed to help you come to a surer, more controlled stop under adverse conditions. Dual air bags are also standard equipment (remember to always wear your safety belt).



(A) SHO's excellent handling characteristics are enhanced by its premium, high-precision ZF rack-and-pinion power steering system. A dual-rate torsion bar provides more on-center stiffness. The result is a confident, precise feel.



(B) A new SHO level of safety is achieved by means of a safety cell structural design. Special "crumple zones" are designed to help absorb the impact in the event of a front or rear collision.

(C) The SHO's electronic ride-adaptive suspension features semi-active struts that adjust automatically to the driving situation at hand: soft for smooth highway and rough surfaces, firmer for tortuous and undulating roads.

FEATURES, OPTIONS, SPECIFICATIONS AND COLORS.



Major Features and Options

Exterior Features

Optional dual heated electric remote-control mirrors
Solar tinted glass, complete
Clearcoat paint; body-color decklid applique
Aerodynamic, impact-absorbing 5-mph bumpers (low-liftover rear); body-color decklid spoiler

Safety and Security

Driver and front passenger air bag supplemental restraint system (always wear your safety belt)
Four-wheel disc brakes with anti-lock system
Anti-theft system (driver has the only key that will engage the ignition and start the vehicle)
Front and rear crumple zones
Childproof rear door locks

Comfort and Convenience

Air conditioning with rear seat outlet
Automatic power antenna on rear quarter panel (MACH only)
Power windows with express-down driver's, lock-out switch and accessory delay
Power door locks with illuminated controls and lock disabling to prevent locking keys inside
Integrated control panel with controls for clock, climate, rear window defroster and audio
Automatic on/off/delay headlamps
8,000-rpm tachometer; 1-million-mile odometer;

trip odometer; low brake fluid alert; 150-mph electric speedometer; temperature and fuel gauges
Leather-wrapped steering wheel
Tilt steering column/speed control
SHO embroidery on floor mats
Voice-activated cellular telephone (optional)

Seating

Cloth bucket seats with 2-way head restraints, power driver's seat, front seatback map pockets and floor console
60/40 split/fold-down rear seatbacks
Leather trim (optional)

Wheels and Tires

16" x 6.5" 5-spoke aluminum wheels
16" x 6.5" 5-spoke chromed aluminum wheels (optional)
P225/55 ZR16 all-season, low-profile, performance tires

Sound Systems

Electronic AM/FM full-logic stereo with cassette player and six speakers
6-disc CD changer (optional)

Preferred Equipment Package 211A

Remote keyless entry with perimeter anti-theft
Ford MACH Audio System
Automatic temperature control
Power moonroof

Powertrain

Engine type: 32-valve, 60°, dual-overhead-cam V8
Displacement: 3.4 liters
Compression ratio: 10:1
Engine control: EEC-V, distributorless ignition
Scheduled tune-up interval: 100,000 miles
Horsepower (SAE net): 235 @ 6,100 rpm
Torque (SAE net lb.-ft.): 230 @ 4,800 rpm
Fuel system: Sequential electronic fuel injection
Fuel capacity: 16 gallons
Transaxle: Electronic 4-speed automatic overdrive with overdrive lockout

Body/Chassis

Body type: Unitized
Front suspension: Independent strut-type with gas-pressurized hydraulic struts and stabilizer bar; semi-active handling components
Rear suspension: Independent rear quadralink with gas-pressurized hydraulic struts and stabilizer bar; semi-active handling components
Steering: High-precision ZF power rack-and-pinion
Brakes: Power 4-wheel disc with anti-lock system

Tires: P225/55 ZR16 all-season, low-profile performance

Wheels: 16" x 6.5" aluminum (chromed optional)



Standard 5-spoke aluminum wheel

Optional 5-spoke chromed aluminum wheel

ROADSIDE ASSISTANCE PROGRAM

Every new Ford includes the assurance of a 24-hour emergency Roadside Assistance Program provided during the 3-year/36,000-mile bumper-to-bumper warranty. Ask your dealer for complete details on this program which includes such services as fuel delivery, tire change, or even help when you're locked out of your car.



Ford Credit offers a wide variety of financing and leasing programs to qualified buyers which can be arranged right at the dealership. Ask your Ford Dealer for the facts on these programs.



Optional Ford Extended Service Plans go beyond the basic 3-year/36,000-mile warranty. Ask your dealer for complete details on the optional plans and for a copy of the limited warranty.

PRODUCT CHANGES AND OPTIONS AVAILABILITY

Following publication of the catalog, certain changes in standard equipment, options, prices and the like, or product delays, may have occurred that would not be included. Your Ford Dealer is your best source for up-to-date information. Ford Division reserves the right to change product specifications at any time without incurring obligations.

Options shown or described are available at extra cost and may be offered only in combination with other options or subject to additional ordering requirements or limitations.

DEALER-INSTALLED ACCESSORIES

Your Ford Dealer offers a variety of quality Ford-brand accessories that meet or exceed our strict specifications.

For more information, visit our Web site at <http://www.ford.com>



Black Satin
Clearcoat Metallic



Pacific Green
Clearcoat Metallic



Silver Frost
Clearcoat Metallic



Vibrant White
Clearcoat



Toreador Red
Clearcoat Metallic

INTERIOR TRIM COLORS

EXTERIOR PAINT COLORS	Interior Trim Colors	
	Medium Graphite	Saddle
Toreador Red Clearcoat Metallic	•	•
Pacific Green Clearcoat Metallic	•	•
Silver Frost Clearcoat Metallic	•	•
Black Satin Clearcoat Metallic	•	•
Vibrant White Clearcoat	•	•