

F O R D 1 9 9 2

Club Wagon



INTRODUCING THE
NEW FORD CLUB
WAGON: THE
NEXT GENERATION
OF THE FULL-SIZE
PASSENGER VAN.

The Chateau is Ford Club Wagon 1992 par excellence, a luxurious and comfortable van that is as close as it can come to being a van conversion without actually being converted. Quad captain's chairs and the combination rear seat/bed (shown at left in Crystal Blue) are standard. Plus high-capacity air conditioning, power driver's seat, power windows and door locks, Privacy™ glass, speed control, AM/FM stereo/cassette system, Class I trailer towing package, and many more features too numerous to mention here.

The combination rear seat/bed is the kind of feature you would find in a luxurious van conversion. Available in Regular and HD Regular Wagon models, standard with Chateau and optional with XLT.



We were a generation ahead of the competition when we redesigned our full-size van back in 1975, with exclusive features like the convenient "out-front" design and rugged body-on-frame construction.

While our competitors remain today pretty much where we left them more than 15 years ago, we have moved our Club Wagon yet another generation ahead.

DESIGNED TO HIGHER
STANDARDS OF QUALITY

As you might well expect, we have designed the new Club Wagon to be the highest-quality full-size passenger van we have ever built. Consider a few examples.

Club Wagon features a new chip-resistant paint primer. The door weather sealing system is improved. The absence of exposed coach and lap joints adds to the fit and finish quality of the modern aerodynamic design.

On the inside, we have eliminated many of the exposed screw fasteners. You will readily notice as well that there is no sheet metal showing: Everything is handsomely trimmed.

And in the tradition of *Built Ford Tough!* we have added double-wall bodyside sheet metal construction for durability and value.

With our commitment to high quality in the '92 Club Wagon, we want you to take great pride in ownership, to be completely satisfied.

EQUIPPED WITH MORE
SAFETY FEATURES

Above all, we want you to ride as safely as possible. Which is why the '92 Club Wagon is carefully designed with your safety in mind.

A driver air bag that supplements your safety belts — the Regular Club Wagon is the only full-size passenger van that comes equipped with this safety device (not available in the HD Club Wagon or Super Wagon).

And all Club Wagons have new rear outboard 3-point lap and shoulder safety belts, an energy-absorbing front end design, and a high-mount rear stop lamp.

Every Club Wagon comes equipped with a computer-controlled rear anti-lock brake system, too.

Also, it's easy to see that visibility is greatly improved.

The windows are larger all around. And the hood line is lower — one of the many features of Club Wagon's new aerodynamic shape.

MORE CONTEMPORARY,
MORE COMFORTABLE

The benefits of advanced aerodynamics — contemporary styling, improved wind resistance and acoustics — have at last arrived in the design of a full-size van.

The new interior is just as impressive. It's roomy. And there are more ergonomic car-like features for the comfort and convenience of the driver and passengers.

Club Wagon also rides and handles better than ever. And it's by far the quietest full-size Ford van ever built.

After you have seen and test-driven the 1992 Ford Club Wagon, you'll have experienced precisely what we mean when we say, at Ford, The Best Never Rest.

At left and below: The elegant Club Wagon Chateau with its unique lower two-tone paint treatment, shown in Twilight Blue Clearcoat Metallic and Crystal Blue Clearcoat Metallic.

Some equipment shown on these pages is optional.





THE 1992 FORD
CLUB WAGON.
SO ADVANCED
IS ITS DESIGN,
IT CREATES A
WHOLE NEW
CLASS OF FULL-SIZE
PASSENGER VAN.

What you see in the shape of the new 1992 Ford Club Wagon are some of the evolutionary concepts that have established a whole new set of design standards for full-size passenger vans.

Far from being an isolated development, Club Wagon's design is the product of our years of experience applying Air Flow Management principles to a broad range of Ford cars and trucks.

So naturally, Club Wagon bears the familiar signature of Ford design leadership in the clean lines and smooth contours of its completely redesigned aero body shell.

The visual appeal of Club Wagon's design is matched by its functional purpose — namely, to improve wind resistance and to create a quieter riding environment.

Aero headlamps (XLT and Chateau). A low hood line. Wraparound bumpers. Flush glass. Absence of exposed coach and door lap joints.

Such functional design elements as these come together in a shape that is more contemporary and also, with a .39 coefficient of drag (Cd), more efficient.

Along with aerodynamics, there are other significant body design improvements.

The 60/40 side doors make it easier to enter and exit the rear passenger and cargo areas. All doors, side and rear, have a latching system requiring less effort to open and close them.

The flush-vertical aero door handles are easy to operate. The sail-mounted rearview mirrors have a foldaway design, and power remote control is available.

Inside, you will discover many other design features that make owning a 1992 Ford Club Wagon enjoyable and assuring — everything you would expect from a "customer-driven" company.

**Ford Trucks.
The Best Never Rest.™**

Below is the Club Wagon XLT Super Wagon in Electric Red Clearcoat Metallic. Some equipment shown is optional. The XLT trim provides excellent value for your transportation needs. It comes with dual front captain's chairs, high-capacity air conditioning and much more. And there are the extra-value features in the XLT Preferred Equipment Package 705A.





THE BEST FULL-SIZE
PASSENGER VAN
FOR ALL OF YOUR
TRAVEL NEEDS:
THE NEW FORD
CLUB WAGON.

For family travel around town or on vacation. And for business travel, too. We couldn't recommend a more modern, comfortable, spacious and versatile vehicle than our new full-size Ford Club Wagon to satisfy your daily transportation needs. We had all your practical and leisure needs in mind when we set out to redesign the Club Wagon's interior. Our objective was nothing short of making the next-generation Ford Club Wagon absolutely the finest full-size passenger van you can buy. We began by making the Club Wagon roomy. We

made the windows larger for better visibility. And by improving the door weather sealing system and the body shell's resistance to air drag, we created a much quieter riding environment. To help you get in and out of the rear passenger and cargo compartments more conveniently, we gave the side doors a 60/40 design, with the larger door in front where the extra clearance is more useful. Some features, however, remain unchanged. Retained for the benefit of the front seat passengers is the exclusive Ford "out-front" design:

the forward location of the engine housing for easy entry and exit, comfortable leg room, and convenient access to the rear compartment. We've also kept the "quick-release" 3-passenger bench seat feature, which you'll appreciate when removing the seat(s) for extra cargo. And more cargo space you have, because the spare tire is now mounted to the frame under the load floor. It's yet another example of the many improvements we have made in the new 1992 Ford Club Wagon to better serve your needs. At Ford, The Best Never Rest.

REGULAR WAGON SEATING
Eight Passengers




Bucket seats; two 3-passenger bench seats (std. in Custom)

Eight Passengers



Captain's chairs; two 3-passenger bench seats (std. in XLT)

Seven Passengers



Quad captain's chairs; combination seat/bed (std. in Chateau; opt. in XLT)

HD REGULAR WAGON SEATING
Twelve Passengers



Bucket seats; two 3-passenger bench seats; 4-passenger bench seat (std. in Custom)

Twelve Passengers



Captain's chairs; two 3-passenger bench seats; 4-passenger bench seat (std. in XLT)

Seven Passengers



Quad captain's chairs; combination seat/bed (std. in Chateau; opt. in XLT)

SUPER WAGON SEATING
Fifteen Passengers



Bucket seats; three 3-passenger bench seats; 4-passenger bench seat (std. in Custom)

Fifteen Passengers



Captain's chairs; three 3-passenger bench seats; 4-passenger bench seat (std. in XLT)

Club Wagon comes in three trims: Custom; XLT; and the elegant Chateau. And there are three models: the Regular Wagon; the Heavy-Duty Regular Wagon which offers greater seating capacity, more powerful engine options, and higher towing capability; and the Super Wagon (Custom and XLT only) with its maximum seating for 15 passengers, ideal for an application like shuttle bus service.

Featured above is the 15-passenger XLT Super Wagon in Mocha.



QUITE POSSIBLY
THE FIRST FULL-SIZE
VAN DESIGNED
AROUND THE
DRIVER'S NEEDS.

While Club Wagon's high degree of passenger comfort and great versatility will no doubt impress you, don't be too surprised if you find its advanced interior design most remarkable from your seat behind the wheel.

"Car-like" is certainly an apt description for the new ergonomic instrumentation. The controls, some right at your fingertips on the steering column, are easier to operate. The instruments

are designed for improved legibility and positioned to be read more easily. Back-lit dials and lighted pointers enhance night visibility.

The Club Wagon Custom has new reclining high-back front seats. With the captain's chairs in XLT and Chateau, the comfort of 6-way power driver seat adjustment is now available, along with lumbar adjustment for the driver and passenger seats (optional in XLT, standard in Chateau).


And in the Regular Wagon you have a driver air bag that supplements your safety belts (not available in HD Wagon or Super Wagon).

The air bag, located in the hub of the steering wheel, inflates in less than 1/10 of a second from initial impact to full deployment.

Remember, air bag effectiveness depends on your wearing your lap/shoulder belts. So be sure always to buckle up for safety.



Club Wagon for 1992 is the only full-size passenger van featuring a driver air bag, which is designed to supplement your lap and shoulder belts. It's standard in the Regular Club Wagon (not available in the HD Regular Wagon or Super Wagon).



3-point lap/shoulder restraint system at the rear outboard seating positions is yet another new Club Wagon safety feature.



The optional engine cover console includes a snack tray and coin holder, cup holders, and concealed storage compartments.



Among the available power-assist features are power windows and door locks. Power outside remote mirrors, too, new for 1992.



The new high-capacity air conditioning option is 50% improved in rear compartment circulation. Includes rear controls.



Rear auxiliary radio controls and two headphone sets come with the optional electronic stereo/cassette player system.



THE ULTIMATE
FULL-SIZE VAN
CONVERSION
STARTS WITH THE
ULTIMATE FULL-SIZE
VAN. ECONOLINE.

The new Econoline van is simply the best thing going in full-size van conversions.

Not only is Econoline the most advanced full-size van built today, but you can be assured that our engineers work closely with van conversion companies to provide outstanding quality and high conversion readiness.

Econoline is, in fact, the most conversion-ready full-size van you can buy.

The auxiliary air conditioning system is compatible with van conversion bay windows. The heater and air conditioning taps have

been modified to easily accommodate special aftermarket installations. There are under-hood connectors for auxiliary power take-offs and a fuel tank fitting for auxiliary generators.

Econoline has great new conversion-oriented features like double-wall bodyside construction and improved roof rail reinforcements.

Econoline also has a new clamp-on hitch-compatible rear bumper and a newly modified trailer wiring harness. Plus improved handling stability and steering responsiveness, important

in towing applications. And as before, our full-size vans have great towing capability — up to 10,000 pounds of trailer weight.

What's more, Econoline has a new driver air bag (in all van models except E-350) designed to supplement your safety belts. Rear anti-lock brakes are standard as well. Plus rugged body-on-frame construction and the convenient "out-front" design, both exclusive Ford features.

To get into the ultimate in a full-size van conversion, look into the new Econoline van at your Ford Dealer.

ENGINEERED
IN THE FORD
TRADITION OF
TOUGHNESS AND
RIDE COMFORT.

All four gas engines feature computer-controlled, "multi-port" electronic fuel injection for precise fuel metering, excellent startability and throttle response.

Built Ford Tough! In the '92 Club Wagon its meaning is as strong as ever.

Two big Ford features continue to set Club Wagon apart from other full-size vans: Rugged body-on-frame construction. And the Twin-I-Beam independent front suspension system.

Club Wagon for 1992 continues to provide as well a wide range of powerplants:

Electronic 4-speed automatic overdrive transmission (available on most engines) delivers improved efficiency and performance over vacuum-controlled systems.

four gas engines equipped with computer controlled, "multi-port" electronic fuel injection. There's a high-torque diesel V-8, too.

While retaining the Club Wagon's traditional tough features, Ford engineers have added strong double-wall bodyside sheet metal construction. And they've gone to great lengths to improve the Club Wagon's

The power-assisted steering system for 1992 is engineered to deliver a more positive on-center feel and improved overall handling responsiveness.

ride comfort and handling capability, even with a boat or trailer in tow. What's more, the steering system has better on-center feel and is more responsive.

So outstanding is the 1992 Club Wagon, only in a test drive will you be able to truly appreciate how many years ahead you are in this remarkable new full-size passenger van from Ford.

Rugged body-on-frame construction is an exclusive Club Wagon feature. Ladder-type frame permits direct attachment of a weight-distributing trailer towing hitch.

ENGINE AVAILABILITY AND MAXIMUM TRAILER WEIGHTS

	Axle Ratio	GCWR Max.	Regular Wagon	HD Regular Wagon	Super Wagon
4.9L EFI I-6	3.08	9,000	3,900	-	-
	3.55	10,000	4,900	-	-
	4.10	11,500	-	5,400	5,100
5.0L EFI V-8	3.55	11,500	6,400	-	-
5.8L EFI V-8	3.54	11,500	-	5,600	5,300
	3.55	12,000	6,700	-	-
	4.10	13,000	-	7,100	6,800
7.3L V-8 Diesel	3.54	12,000	-	5,600	5,300
	4.10	14,000	-	7,600	7,300
7.5L EFI V-8	3.54	15,000	-	9,000	8,600
	4.10	18,500	-	10,000	10,000

NOTE: Engine/axle ratio combinations shown may not be available in all areas. Your Ford Dealer can supply availability information. All maximum trailer weights shown must be reduced by passenger and cargo weight in the towing vehicle. Combined weight of the towing vehicle (including hitch, passengers and cargo) and the loaded trailer must not exceed the Gross Combination Weight Rating (GCWR). Load-carrying hitch (rear bumper clamp-type or frame-mounted) for towing up to 2,000 lbs.; load-equalizing hitch (frame-mounted) for towing over 2,000 lbs. Required equipment (on Custom Regular Club Wagon only): air conditioning or trailer towing package for towing 2,000 to 3,500 lbs.; air conditioning with handling package or trailer towing package for towing over 3,500 lbs.


COLORS AND TRIMS

Exterior Paint Colors	Interior Trim Colors		
	Crystal Blue	Dark Charcoal	Mocha
Colonial White*	■	■	■
Bright White	■	■	■
Raven Black	■*	■	■
Current Red	■	■	■
Light Blue*	■	■	■
Medium Platinum Clearcoat*	■	■	■
Electric Red Clearcoat Metallic	■	■	■
Twilight Blue Clearcoat Metallic	■	■	■
Crystal Blue Clearcoat Metallic*	■	■	■
Mocha Frost Clearcoat Metallic*	■	■	■
Medium Mocha Clearcoat Metallic	■	■	■
Silver Clearcoat Metallic	■	■	■

* Not available for Chateau trim model. Chateau comes with standard lower accent two-tone paint treatment.

OPTIONAL DELUXE TWO-TONE PAINT

Accent color is applied on the bodyside below the two-tone tape stripe.



The Twin-I-Beam independent front suspension features an axle/coil spring assembly at each wheel for ride smoothness. Caster and camber are adjustable.

Nitrogen gas-pressurized shock absorbers are designed to help maintain consistent hydraulic fluid pressure for a smooth and controlled ride, even over rough surfaces.

The Regular Club Wagon is equipped with a standard driver air bag that supplements the safety belts (not available in HD Regular Wagon or Super Wagon).

Optional high-capacity air conditioning system is more efficient, with a 50% improvement in air circulation in the rear seating compartment.

The new Ford Club Wagon is engineered as tough as ever before. And for 1992, Club Wagon features new double-wall bodyside sheet metal construction.

New 2-staged, variable-rate rear leaf springs and finely tuned shock absorber valving deliver improved ride comfort in the rear seating compartment.

The rear anti-lock brake system is designed to inhibit braking-induced rear wheel lockup and help you come to a straight stop under most operating conditions.

You have improved handling and directional stability for trailer towing. Plus the choice of one of two optional trailer towing packages to meet specific needs.

REGULAR CLUB WAGON PREFERRED EQUIPMENT PACKAGES AND OPTIONS

Note: Package content is subject to change.
X = Included in package S = Standard O = Optional

	Custom 700A	XLT 705A	Chateau 706A	RV Van 743A
Seating				
8-Passenger (two front bucket seats; two 3-passenger bench seats)	S			
8-Passenger (dual front captain's chairs; two 3-passenger bench seats)		S		
7-Passenger (quad captain's chairs; 3-passenger combination seat/bed)		X	S	
Dual captain's chairs (without trim)				S
Appearance/Comfort/Convenience				
Air conditioning (front only)	O	O		S
High-capacity air conditioning (front and rear)	O	S	S	O
Auxiliary heater	O	S	S	
Auxiliary heater connector and auxiliary heater/air conditioning packages				O
Deluxe insulation package (1)	O	S	S	S
Power door locks/windows	O	S	S	S
Power driver's seat		O	S	O
Engine cover console	O	X	S	O
Privacy™ glass	O	X	S	O
Speed control and tilt steering wheel	O	X	S	S
Anti-theft system (2)		O	S	O
Windows all-around				O
Sliding side cargo door	O	O	O	O
Swing-out side/rear cargo door glass (fixed glass is standard)				O
Light and convenience group (3)	O	S	S	S
Bright swing-out recreational mirrors	O	O	O	O
Power sail-mount mirrors		O	S	O
Black painted bumpers	O			
White painted bumpers	O			
Deluxe two-tone paint	O	O		O
Wheel covers	O	S		S
Aluminum wheels		O	S	O
White sidewall tires	O	O	O	O
Stereo Systems				
Electronic AM/FM stereo with digital clock, six speakers (4)	O	S		
Electronic AM/FM stereo with cassette player, digital clock, rear controls/headphones, six speakers (5)	O	X	S	S
Radio prep package (provides preparation for stereo systems)				O
Powertrains and Equipment				
4.9L EFI I6 with electronic 4-speed automatic overdrive transmission	S	S	S	O
4.9L EFI I6 with 3-speed automatic transmission				S
5.0L EFI V-8 with 4-speed automatic overdrive transmission	O	O	O	O
5.8L EFI V-8 with electronic 4-speed automatic overdrive transmission	O	O	O	O
Heavy-duty auxiliary battery	O	O	O	O
Heavy-duty alternator	O	O	O	S
Heavy-duty service package (6)				O
Engine block heater	O	O	O	O
Handling and Towing				
Handling package (7)	O	S	S	S
Payload package #3 (see your Dealer for details)				X
Trailer towing package (Class II) (8)	O	S	S	S
Trailer towing package (Class II/III/IV) (9)	O	O	O	O

(1) Dash absorber, external cowl top and hood insulators, and insulated instrument panel. (2) Passively activated system in combination with a remote entry transmission that locks and unlocks the doors and turns on the interior lights. "Panic" button activates anti-theft warning system. (3) Illuminated entry system, underhood light, headlamps-on audible alert, and warning chime. (4) Six speakers in XLT only. (5) Six speakers in XLT and Chateau. Headphones are not included with RV Van. (6) Auxiliary transmission oil cooler, super engine cooling (std. with 7.3L diesel and 7.5L gas engines), dual electric horns, heavy-duty alternator, plus the handling package. (7) Front stabilizer bar and heavy-duty shock absorbers. (8) Super engine cooling, auxiliary transmission oil cooler, trailer wiring harness, front stabilizer bar and heavy-duty shock absorbers. (9) All features of the Class I trailer towing package plus electric brake controller tap-in capability, pollak-type trailer plugs and bumper bracket, relay system for backup/B+/running lights, and heavy-duty alternator.

6-YEAR/100,000-MILE CORROSION PROTECTION

Corrosion warranty coverage for outer body panel rust-through is 6 years or 100,000 miles, whichever comes first. See your Ford Dealer for a copy of this limited warranty.

MOTORCRAFT REPLACEMENT PARTS

Genuine Ford and Motorcraft original equipment replacement parts meet the same high standards as those installed in production.



Ford Credit's Red Carpet Lease® program makes driving a new Ford even more pleasurable. With it, qualified lessees can drive a new car or truck every few years, and can generally select a more expensive vehicle (or one with more options) at a lower monthly payment. See your dealer today for details on Red Carpet Lease.



Optional Ford Extended Service Plans cover major components on new Ford cars and light trucks for longer than the vehicle's basic warranty. Your Ford Dealer has full details.

OPTIONS AVAILABILITY

Options shown or described in this catalog are available at extra cost and may be offered only in combination with other options or subject to additional ordering requirements or limitations.

MAJOR STANDARD FEATURES

Exterior

Halogen sealed-beam headlamps (Custom); aero-design (XLT; Chateau, RV)

High-mount stop lamp

Bumpers: Medium Titanium (Custom); chrome (XLT; Chateau, RV)

Grille: Medium Titanium insert and surround molding (Custom); argent with bright upper accent molding (XLT; Chateau, RV)

Black sail-mount mirrors (Custom; XLT, RV); power mirrors (Chateau)

Tinted swing-out side/rear door glass (Privacy™ glass on Chateau)

Wheel trim: hub caps (Custom); wheel covers (XLT, RV); forged aluminum (Chateau); sport wheel covers (XLT and Chateau HD Regular and Super Wagons)

Two-tone paint-lower rocker (Chateau) — may be deleted

Interior

Regular Wagon driver air bag (not available in HD Regular Wagon or Super Wagon) that supplements the safety belts

Full-length color-keyed carpeting (XLT; Chateau)

Full-length cloth acoustical headliner

Under-seat storage bin (XLT; Chateau), plus cup holders and storage in side trim panels

Engine cover with map pocket (Custom; XLT); full engine cover console (Chateau)

Lighting: front dome light (Custom); reading light, underhood light, illuminated entry system (XLT; Chateau); rear cargo light (all models)

Electronic AM radio with digital clock and two speakers (Custom); 6-speaker stereo systems (XLT; Chateau, RV) — see chart at left

60/40 hinged side cargo doors

Interval windshield wipers

Leather-wrapped steering wheel (Chateau)

Functional

Multi-port electronic fuel injection with EEC-IV electronic engine control computer

Electronic 4-speed automatic overdrive transmission (Regular Wagon) 3-speed automatic (HD Regular and Super Wagons; RV)

Twin-Beam independent front suspension; leaf-spring rear system

Power steering

Power brakes with rear anti-lock system

P235/75R15XL BSW all-season tires (included in RV Preferred Equipment Package). For additional tire options, see your Dealer.

Frame-mounted spare tire under the cargo floor for increased cargo space

PRODUCT CHANGES

Following publication of this catalog, certain changes in standard equipment, options, prices and the like, or product delays, may have occurred which would not be included in these pages. Your Ford Dealer is your best source for up-to-date information.

Ford Division reserves the right to change product specifications at any time without incurring obligations.

