

# EXPEDITION

1

- EXTERIOR
- EXTERIOR FEATURES
- POWER
- INTERIOR
- INTERIOR FEATURES
- COLORS
- DIMENSIONS
- TOWING
- GEAR

0

0



2



NO BOUNDARIES  
FORD OUTLIFTERS

EXPEDITION



THE END OF THE TRAIL IS WHERE  
THE REAL ADVENTURE BEGINS.

There are better things to flow with than traffic, and Expedition is how you can get to them. Expedition has the capacity you need—it'll tow up to 8,100 pounds (properly equipped) and seat up to nine. Expedition is also equipped to help keep you safe and secure, with features that include four-wheel ABS, Second Generation driver and front passenger airbags all standard (and available front seat side airbags).



ROCKY ROAD

When you're heading down the two-track, it's a good thing the protective, optional skid plate package (4x4 only) is there to help shield the transfer case from things that go bump.



TONS OF PULL

The available Class IV Trailer Tow Group provides over four tons of towing potential (requires aftermarket weight distributing equipment for loads over 5000 lbs).

# EXTERIOR FEATURES

EXTERIOR FEATURES	XLT	EDDIE BAUER
Running Boards - Illuminated Black	0	-
Running Boards - Illuminated Arizona Beige	-	S
Dual Fold-Away Power Mirrors	S	-
Dual Fold-Away Power/Heated Signal Memory Mirrors	-	S
Fog Lamps	-	S
Solar-Tinted Glass	S	S
Privacy Glass	S	S
Liftgate - w/Flip-Up Glass	S	S
Wipers - Rear Intermittent/Washer/Defroster	S	S
Wipers - Front Speed Sensitive, Intermittent	-	S
Power Rear Quarter Windows	-	S
Front Tow Hooks (4x4 only)	S	S
Reverse Sensing System	0	0
Wheels (4) - 16" Styled Steel	S	-
Wheels (4) - 16" Cast Aluminum (incl. in Comfort and Convenience Group)	0	-
Wheels (4) - 17" Chrome Steel (4x4 only)	-	S
Wheels (4) - 17" 10-spoke Cast Aluminum (w/Prem. Sport Appearance Group)	0	-
Spare Steel Wheel w/Matching Road Tire	S	S
Stainless Steel Exhaust	S	S
Fuel Tank - 26 Gallon (4x2)	S	S
Fuel Tank - 30 Gallon (4x4)	S	S
Color-Keyed Bodyside Moldings	-	S

## PERFORMANCE FEATURES

4.6L SOHC V8 w/Automatic OD Transmission	S	S
5.4L SEFI V8 w/Automatic OD Transmission	0	S <sup>(3)</sup>
California Emissions System	0	0
Skid Plate Package (4x4 only)	0	0
4x4 System - Control Trac® Shift-On-The-Fly	0	0
Front/Rear Stabilizer Bar	S	S
Limited Slip Rear Axle	0	0
Class IV Trailer Towing Group - (Requires aftermarket weight distributing equipment over 5000 lbs) Includes 7-Pin Trailer Wiring Harness, Class III Frame-Mounted Hitch, Super Engine Cooling, Auxiliary Automatic Transmission Oil Cooler, Rear Load Leveling (incl. 30 gal. fuel tank on 4x2)	0	0
Four Corner Load Leveling Suspension (4x4)	0	0
Tires (5) - P255/70R16 BSW All-Season Tires	S	-
Tires (5) - P255/70R16 OWL All-Terrain Tires	0 <sup>(1)</sup>	-
Tires (5) - P265/70R17 OWL All-Terrain Tires (4X4)	0 <sup>(2)</sup>	S
Tires (5) - P275/60R17 OWL All-Season Tires (4x2)	0 <sup>(3)</sup>	S

## SAFETY & SECURITY FEATURES

Airbags - Driver and Right Front Passenger*	S	S
Airbags - Side Impact for Driver and Right Front Passenger*	0	0
Child Safety Latches on Rear Doors	S	S
4-Wheel Anti-Lock Braking System (power 4-wheel disc)	S	S
SecuriLock™ Passive Anti-Theft System	S	S
Side Door Intrusion Beams	S	S
Height Adjustable 3-point Lap/Shoulder Belts - all outboard passengers	S	S
Head Restraints - all outboard passengers	S	S
Keyless Entry Keypad	S	S
Remote Keyless Entry System with 2 keyfobs and illuminated entry	S	S
Standard S Optional O		

(1) Included w/Comfort and Convenience Group.

(2) Included w/XLT Premium Sport Appearance Group.

(3) Standard on Eddie Bauer 4x4. Optional on Eddie Bauer 4x2.

\*Always wear your safety belt and secure children in the rear seat.

## INTRODUCING THE OPTIONAL NO BOUNDARIES GROUP



The new optional No Boundaries Group.

It's an exclusive option to the already great looking Expedition XLT. From the front, its chrome grille surround and fog lamps say it all. Bold. Clean. It virtually shouts that you're coming over the mountain. And for those standing on the side of the road as you make your way north, we've included special 17" five-spoke aluminum wheels, OWL tires, illuminated running boards, chrome (yes, more chrome) exterior mirrors, Black Clearcoat exterior, color-keyed body side moldings with bright inserts and body-colored wheel-lip moldings.

All-in-all, it's an introduction Mother Nature won't soon forget.

## POWER AND CAPABILITY



The Triton™ 5.4L SEFI V8 engine, standard on Eddie Bauer 4x4, generates 260 HP@4500 RPM. Triton is the first line of engines in the full-size SUV class to have a fail-safe cooling system that helps protect the engine from damage due to coolant loss. The Triton 4.6L SEFI V8, standard on XLT and Eddie Bauer 4x2, generates 240 HP@4750 RPM and 293 ft-lb of torque at 3500 RPM.



16" styled steel wheel  
P255/70R16 BSW A/S tire.  
Standard on XLT.



16" cast aluminum wheel  
P255/70R16 BSW A/S tire.  
Included in optional Comfort  
and Convenience Group.



A



B



C

(A) 17" 10-spoke cast aluminum wheel. Available with XLT Premium Sport Appearance Group. (B) 17" 5-spoke aluminum wheel. Available with No Boundaries Group. (C) 17" chromed steel wheel. Standard on Eddie Bauer.

P265/70R17 OWL All-Terrain tire (4x4)  
P275/60R17 OWL All-Season tire (4x2).



### EXPEDITION XLT

- Premium AM/FM stereo, cassette, with four premium speakers
- 4-wheel anti-lock disc brakes
- Coat hooks, second row (2) and cargo area (2)
- Automatic tow-haul system
- Front speed-sensitive windshield wipers
- Color-keyed moldings with bright insert
- First row: 40/60 cloth split bench seat with manual driver lumbar support
- Second row: power 60/40 cloth split bench seat with center armrest/ cupholders, recline and folding features
- Third row: removable fold/tip/stow bench seat with roller system
- 16" styled steel wheels
- Keyless entry keypad



### EXPEDITION EDDIE BAUER

- 17" chrome steel wheels
- Front speed-sensitive windshield wipers
- Five power points
- Color-keyed bodyside moldings
- Mach® Audio System with premium AM/FM stereo/cassette
- 6-disc radio-controlled CD changer
- Rear audio controls (includes partitioned audio feature)
- Memory feature (driver's seat, exterior mirrors, power adjustable pedals)
- Leather-trimmed front Captain's Chairs (power driver's seat)
- 6-way power driver's seat
- Manual lumbar support front seats
- Center floor console
- Power signal heated mirrors with memory
- Dual illuminated visor mirrors
- Illuminated running boards
- Overhead console
- Auto-dimming electrochromic day/night mirror
- Aux. rear heat and air conditioning
- Power flip-out rear 1/4 windows





(Below) Expedition XLT shown with optional equipment including the Premium Sport Appearance Group's Dark Graphite Sport-woven cloth seats.

Expedition Eddie Bauer with Medium Parchment leather-trimmed Captain's Chairs in front and optional leather-trimmed second-row Captain's Chairs. Shown with optional equipment.

Expedition XLT instrument panel in Medium Graphite (Below). Shown with Premium Sport Appearance Group and other optional equipment.



WE THOUGHT OF EVERYTHING.  
AND THEN PUT IT IN HERE.

HIGH NOTES

MACH<sup>®</sup> Audio System, standard on Eddie Bauer, provides 290 watts of power, seven speakers and speed-sensitive volume. Optional radio-controlled CD changer (shown).

It takes a generous interior to offer not just the lap of luxury, but seven of them. The Expedition Eddie Bauer interior is almost generous to a fault, with available heated power front seats. Optional Captain's Chairs in the second row. Standard electronic automatic temperature control. Rear auxiliary heater/air conditioner (for the many passengers behind the front row). Power flip-out rear windows (ditto). Cupholders for every seat. If you want everything, Expedition is really something.

TOUCH THE STARS

The power moonroof gives Expedition an open-air feel, and includes a full shade. Optional on Eddie Bauer and XLT (requires Premium Sport Appearance Group).



# INTERIOR FEATURES

INTERIOR	XLT	EDDIE BAUER
Air Conditioning - Manual	S	-
Air Conditioning - Electronic Automatic Temp. Control w/ Auxiliary A/C and Heat (rear)	-	S
Power Locks	S	S
Speed Control	S	S
Tilt Steering Wheel (Leather-wrapped with Eddie Bauer)	S	S
Homelink®	-	S
Two Programmable Memory Positions - Driver's Seat, Outside Mirrors, Pedals	-	S
Floor Console - Floor Storage, Coin Holder, Rear Passenger Radio and Auxiliary A/C Controls, Rear Powerpoint Headphone Jacks, Tissue Holder, Front Floor w/Cupholders (2) and Soft Padded Leather Cover	-	S
Overhead Console - Map Lights, Sunglass Holder, Garage Door Holder, Power Rear Quarter Window Switch, Electronic Display w/DTE, Avg. Fuel Economy and Compass	-	S
Premium AM/FM Stereo/Cassette; 4 Premium Speakers	S	-
MACH® Audio System with Premium AM/FM Stereo/Cassette; 7 Premium Speakers	-	S
6-Disc Radio-Controlled CD Changer	-	S
Partitioned Audio (XLT requires Comfort and Convenience Group)	0	S
Floor Mats, Front and Rear	S	S
Seats - Cloth 40/60 Power Driver Split Bench w/Driver and Passenger Manual Lumbar	S	-
Captain's Chairs w/Leather-trim w/6-way Power Drivers, Driver and Passenger Manual Lumbar, Driver Memory Seat	-	S
Second-Row 60/40 Split Cloth Bench w/Center Armrest, Cupholders, Reclining and Fold-Flat (Leather-trim w/Eddie Bauer)	S	S
Second-Row Leather-trimmed Captain's Chairs w/Recline and Fold-Flat Feature	-	0
Third-Row Removable Fold/tip/stow Bench Seat w/Seat Roller System (vinyl w/Eddie Bauer)	S	S
Heated Seats (Driver/Front Passenger)	-	S
Power Adjustable Pedals	S	S
Rear Seat Entertainment System	-	0
Power Moonroof (XLT requires PSA Group)	0	0
Keyless Entry Pad	S	S
Cargo Area Tie-Downs	S	S
Analog Instrumentation: Voltmeter, Oil Pressure, Water Temperature Speedometer, Odometer, Tachometer and Fuel Gauge	S	S
Power Windows w/One Touch Down Driver's Side	S	S
Auxiliary Visors	S	S
Comfort & Convenience Group Captain's Chairs w/Floor Console, 6-Way Power Drivers Seat, Manual Driver/Pass. Lumbar, Auxiliary Heater/AC (Rear), Dual Illuminated Visor Mirrors, Electrochromic Mirror, Illuminated Running Boards, Overhead Console, Power Heated Mirrors, (4) - 16" Cast Aluminum Wheels, (5) - P255/70R16 OWL All-Terrain Tires, Partitioned Audio	0	S
Premium Sport Appearance (PSA) Group Sport Woven Dark Graphite Cloth Captain's Chairs, Accent Color Front Bumper, Grille, Door Moldings, Fog Lamps, Skid Plate Pkg (4x4), Step Bar, (4) - 17" 10-Spoke Cast Aluminum Wheels, (5) - P275/60R17 All-Season Tires (4x2), (5) - P265/70R17 OWL All-Terrain Tires (4x4) (Requires Comfort & Convenience Group)	0	-
Standard	S	Optional 0

Following publication of the catalog, certain changes in standard equipment, options and the like, or product delays, may have occurred which would not be included in these pages. Your Ford Dealer is your best source for up-to-date information. Ford Division reserves the right to change product specifications at any time without incurring obligations. Competitive comparisons based on publicly available information at time of printing.

## INTERIOR OUTFITTING




Standard power adjustable pedals system puts the brake and accelerator pedal where they're comfortable for you.



The all-new Rear Seat Entertainment System adds excitement to the long adventures for your back seat passengers. It includes a fold-down 6.8" LCD monitor, VHS player and two infra-red wireless headphones.

Optional on Eddie Bauer.



For enhanced protection in side impacts, opt for front seat side airbags. And remember, always wear your safety belt and secure children in the rear seat.

# INTERIOR FEATURES

COLOR AND TRIM	Dark Graphite	Medium Graphite	Medium Parchment
<b>XLT</b>			
Black Clearcoat	•	•	•
Arizona Beige Clearcoat Metallic	•		•
Estate Green Clearcoat Metallic			•
Dark Highland Green Clearcoat Metallic	•	•	•
Deep Wedgewood Blue Clearcoat Metallic	•	•	•
Dark Toreador Red Clearcoat Metallic	•	•	•
Medium Wedgewood Blue Clearcoat Metallic		•	•
Oxford White Clearcoat	•	•	•
Silver Clearcoat Metallic	•	•	

## XLT PREMIUM SPORT APPEARANCE GROUP

Laser Red Tinted Clearcoat	•	•	
Black Clearcoat	•	•	
Silver Clearcoat Metallic	•	•	
Oxford White Clearcoat	•	•	

## EDDIE BAUER

Laser Red Tinted Clearcoat		•	•
Dark Toreador Red Clearcoat Metallic		•	•
Medium Wedgewood Blue Clearcoat Metallic		•	•
Estate Green Clearcoat Metallic			•
Black Clearcoat		•	•
Oxford White Clearcoat		•	•

Vehicles shown may include optional equipment.



Front cloth Captain's Chairs in Medium Graphite (shown), Dark Graphite Sport-woven cloth or Medium Parchment, available on XLT.



Front leather-trimmed Captain's Chairs in Medium Parchment (shown) or Medium Graphite, standard on Eddie Bauer, available on XLT.

# COLORS



	Medium Wedgewood Blue Clearcoat Metallic
	Oxford White Clearcoat
	Estate Green Clearcoat Metallic
	Deep Wedgewood Blue Clearcoat Metallic
	Laser Red Tinted Clearcoat
	Silver Clearcoat Metallic
	Arizona Beige Clearcoat Metallic
	Black Clearcoat
	Dark Toreador Red Clearcoat Metallic
	Dark Highland Green Clearcoat Metallic



# DIMENSIONS

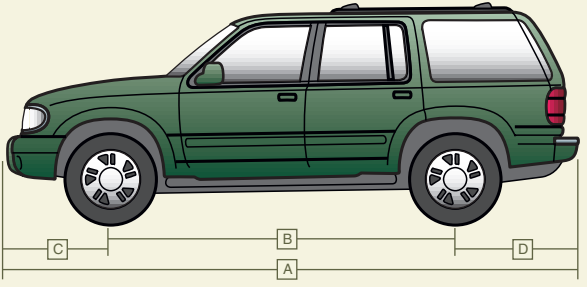
EXTERIOR DIMENSIONS		EXPEDITION
		4 x 2 • 4 x 4
<b>A</b>	Overall Length	204.6"
<b>B</b>	Wheelbase	119.0"
<b>C</b>	Overhang front	38.7"
<b>D</b>	Overhang rear	46.9"
<b>E</b>	Overall Width	78.6"
<b>F</b>	Height (empty, includes roof rack where applicable)	74.3" • 76.6"
<b>G</b>	Ground Clearance (empty)	8.5"
<b>H</b>	Load Floor Height (empty)	33.4" • 35.3"
<b>I</b>	Ramp Breakover Angle (empty)	22.0° • 22.5°
<b>J</b>	Angle of Departure	19.0° • 21.0°
<b>K</b>	Angle of Approach	21.8° • 26.8°
Seating (maximum)		9

INTERIOR DIMENSIONS		EXPEDITION
<b>FIRST ROW</b>		
	Head room	39.8"
	Shoulder room	63.9"
	Hip room	61.5"
	Leg room	40.9"
<b>SECOND ROW</b>		
	Head room	39.8"
	Shoulder room	64.4"
	Hip room	62.3"
	Leg room	38.9"
<b>THIRD ROW</b>		
	Head room	35.0"
	Shoulder room	66.7"
	Hip room	59.8"
	Leg room	27.0"
	Maximum cargo volume* (cu. ft.)	110.7
	Behind 2nd row (cu. ft.)	60.9
	Behind 3rd row (cu. ft.)	20.5


\* SAE J1100 (Jun 98) Volume 6 method. With 3rd row seats removed (where applicable) and 2nd row seats folded or flipped down.

## INTERIOR SEATING/CARGO CONFIGURATIONS

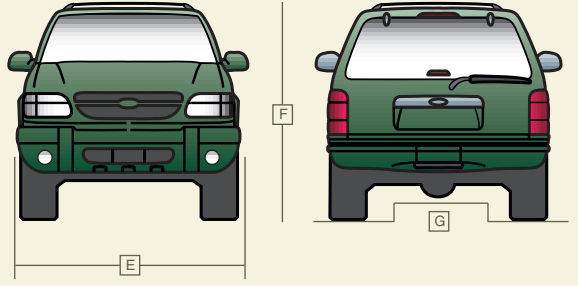
**EXPEDITION**  
Expedition seats up to 9. Second row 60/40 split bench seat can tip and fold flat and third-row bench seat is removable.



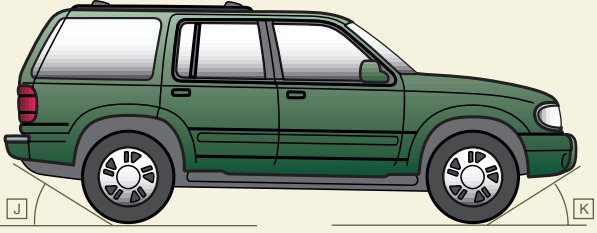
**A** Overall length measures from the rear bumper to the front bumper. **B** Wheelbase measures the distance between the centers of the front and rear wheels (or axle). **C** Front overhang measures the distance from center of the front wheel (or axles) to front bumper. **D** Rear overhang measures the distance from center of the rear wheel (or axle) to rear bumper.



**H** Load floor height measures the distance from ground to cargo floor. **I** Ramp breakover angle measures the maximum angle of a rise that the vehicle can clear between its front and rear wheels.



**E** Overall width measures the widest point at the sides of the vehicle excluding mirrors. **F** Height measures from the ground to the highest point on the roof of the empty vehicle. **G** Ground clearance measures between the ground and the lowest point of the vehicle.



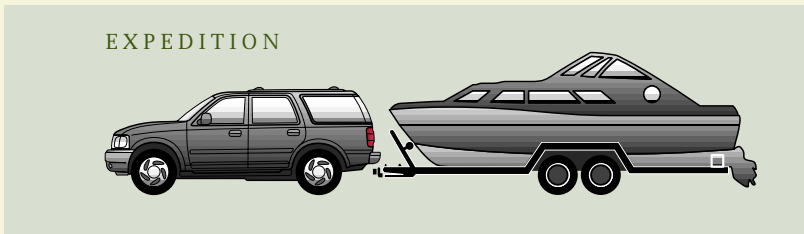
**J** Angle of departure measures the angle between the ground from the trailing edge of the rear bumper (or lowest rear component) to a tangent with the rear tire. **K** Angle of approach measures the angle between the ground from the leading edge of the front bumper (or lowest front component) to a tangent with the front tire.



# TOWING

	POWERTRAIN PERFORMANCE		MAXIMUM TRAILER WEIGHT	
	HORSEPOWER	TORQUE	AXLE RATIO	EXPEDITION
				4 x 2 / 4 x 4
5.4L V8	260 @ 4500 rpm <sup>(4)</sup>	350 @ 2500 rpm <sup>(4)</sup>	3.31	6600 6300
			3.55	7600 7300
			3.73	8100 7800

<sup>(4)</sup> Expedition.



EXPEDITION

# GEAR

## GREAT GEAR DEALER ACCESSORIES

Wherever your dream destination may be, your Ford Dealer can help you outfit your SUV with a wide range of dealer-installed gear. Be sure to check with them for availability and selection.



Keep the cargo area neat and clean with a custom-fit cargo mat.



Run out of room? This removable Yakima cargo basket is a great way to expand storage.



Mud flaps help keep debris from harming your SUV's finish.



Ford Credit's Red Carpet Lease  
Many lease managers have completed many hours of training in a Red Carpet Lease program designed to make us the best in the business. We think you'll find a Red Carpet Lease the best way to lease.

Under the New Vehicle Limited Warranty, you'll receive bumper-to-bumper no-deductible coverage on your new Ford vehicle for 3 years/36,000 miles. You'll also receive unlimited-mileage, no-deductible corrosion perforation coverage for five years.

Ask your Ford Dealer for a copy of this warranty.

During its 3-year/36,000-mile limited warranty period, every new Ford vehicle includes the assurance and support of a 24-hour emergency Roadside Assistance program. Roadside Assistance includes such services as fuel delivery, tire changes, jump starts, and help when you are locked out of your vehicle. Ask your Ford Dealer for complete details about this program.

Complete information on our vehicle lineup is available on our web site. To get more information before you visit your Ford Dealer, please visit us at [www.fordvehicles.com](http://www.fordvehicles.com).

Likewise, to get details on various financing options available on your new Ford vehicle, please visit our web site at [www.fordcredit.com](http://www.fordcredit.com).

Doing so can give you a head start before talking to your Ford Dealer about financing your new Ford vehicle.