

1989 FORD CLUB WAGON



FORD CLUB WAGON FOR 1989

Ford Club Wagon offers you all the benefits of a full-size passenger van. Exceptional roominess and comfort for people plus spaciousness for cargo. Excellent performance and ride quality, too.

Club Wagon offers a wide variety of choices: Well-equipped XL and luxury XLT models. Seating arrangements accommodating from five to fifteen passengers. A range of powerplants from the standard 4.9L EFI I-6 on up to the high-cube 7.5L EFI V-8 and 7.3L Diesel V-8. Plus a great selection of performance options, comfort and convenience features to suit your exact needs.

And, especially important, Club Wagon features Ford's exclusive "out-front" design, Twin-

I-Beam independent front suspension system, and solid body-on-frame construction. These features set Club Wagon apart from all other full-size passenger vans.

BEST-BUILT AMERICAN TRUCKS EIGHT YEARS RUNNING

For the past eight consecutive years, Ford quality has led all other American automotive companies. This is based on an average of owner-reported problems in a series of surveys of '81-'88 models designed and built in North America.

Right: Club Wagon XLT in two-tone Desert Tan Metallic/Dark Chestnut Metallic. Super Wagon XL in Medium Shadow Blue Metallic.

Some equipment shown on these pages is optional.



Club Wagon XLT interior with Quad Captain's Chairs in Chestnut.



FULL-SIZE MEASURE OF SPACE AND COMFORT

There are many choices available to you in Ford's complete line of full-size Club Wagons.

The E-150 and E-250 Regular Wagon models are more spacious, and deliver greater towing muscle than the largest conventional station wagon. If you require the ultimate in passenger vans, there's the longer E-350 Super Wagon.

Each Club Wagon model offers a wide selection of seating arrangements, all conveniently illustrated here by model. Front bucket seats, luxurious Captain's Chairs, 3- and 4-passenger rear bench seats, and the rear seat/bed come in a variety of combinations. Demonstrating Club Wagon's great versatility, the 3-passen-

ger bench has a "quick-release" feature for easy removal when you need more cargo space.

EXCLUSIVE OUT-FRONT DESIGN

Club Wagon also features Ford's "out-front" design. The engine is forward of the passenger compartment. So there's more than a foot of clearance between the engine cover and the driver's seat for convenient access to the rear passenger and cargo compartments. With the forward location of the wheelhousings, entering or leaving by the front doors is also convenient. What's more, 24 key service items are under the hood for easy maintenance. The "out-front" design — you'll find it only in a full-size passenger van from Ford.




This Club Wagon XLT 7-passenger interior, available in E-150 or E-250, illustrates the special kind of comfort and versatility available in a full-size Club Wagon. Shown here in Chestnut are luxurious Quad Captain's Chairs along with the 3-passenger rear bench seat that can be converted to a bed. And in the back there's room for luggage or other cargo.

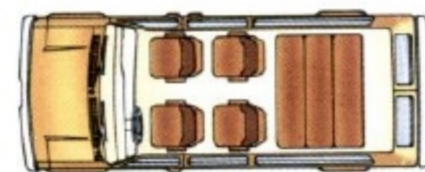
Some equipment shown is optional.

E-150 CLUB WAGON SEATING

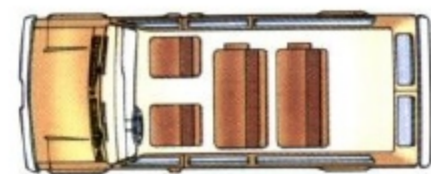
The popular E-150 Club Wagon, a great vehicle for family travel, offers seating arrangements for five, seven or eight passengers.




XL Trim: Optional bucket seats and 3-pass. bench seat for five passengers.



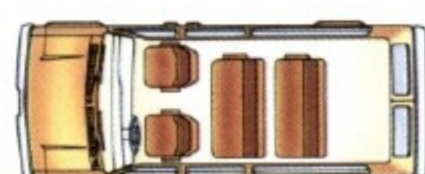
XLT Trim: Optional Quad Captain's Chairs and 3-pass. seat/bed for seven passengers.



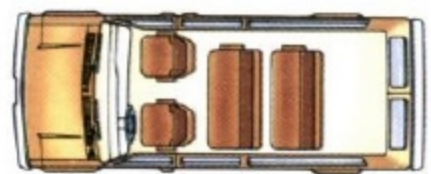
XL Trim: Standard bucket seats and two 3-pass. bench seats for eight passengers.




XLT Trim: Optional Captain's Chairs and 3-pass. bench seat for five passengers.




XL Trim: Optional Captain's Chairs and two 3-pass. bench seats for eight passengers.



XLT Trim: Standard Captain's Chairs and two 3-pass. bench seats for eight passengers.




XLT Trim: Optional Quad Captain's Chairs and 3-pass. bench seat for seven passengers.




XLT Trim: Optional Captain's Chairs, 3-pass. bench seat and 3-pass. seat/bed for eight passengers.

E-250 CLUB WAGON SEATING

The higher-capacity E-250 Club Wagon offers a wide selection of powerteam choices as well as seating for seven, eight or twelve passengers.



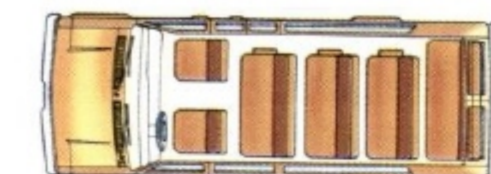
XL Trim: Standard bucket seats, two 3-pass. bench seats and 4-pass. bench seat for twelve passengers.



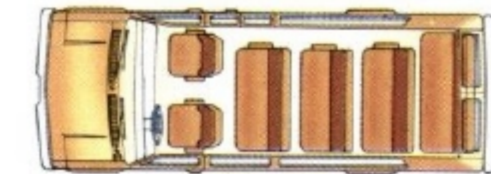
XLT Trim: Standard Captain's Chairs, two 3-pass. bench seats and 4-pass. bench seat for twelve passengers.

E-350 SUPER WAGON SEATING


The E-350 Super Wagon is the ultimate full-size passenger van with standard seating for fifteen passengers. A 12-passenger model is available.



XL Trim: Standard bucket seats, three 3-pass. bench seats and 4-pass. bench seat for fifteen passengers.




XLT Trim: Standard Captain's Chairs, three 3-pass. bench seats and 4-pass. bench seat for fifteen passengers.



XL Trim: Optional bucket seats, two 3-pass. bench seats and 4-pass. bench seat for twelve passengers.



XL/XLT Trims: Optional Captain's Chairs, two 3-pass. bench seats and 4-pass. bench seat for twelve passengers.



XL Trim: Optional Captain's Chairs, three 3-pass. bench seats and 4-pass. bench seat for fifteen passengers.

ENGINEERED FOR PERFORMANCE AND COMFORT

Club Wagon offers a line of powerful engines, from the standard 4.9L EFI I-6 on up to the high-cube 7.5L EFI V-8 and the 7.3L Diesel. Plus the proven toughness of body-on-frame construction and the ride quality of Ford's Twin-I-Beam independent front suspension system. Club Wagon is engineered to provide the kind of performance and ride comfort that only a full-size passenger van can deliver.

POWERFUL ELECTRONIC FUEL-INJECTED GAS ENGINES

Gas-powered engines in Club Wagon are teamed with a standard automatic transmission and are equipped with multiple-port electronic fuel injection (EFI). This fuel-injection system provides smooth overall operation plus easy starting in hot or cold weather conditions.

The 4.9L EFI engine, standard in all models, has for years been the biggest in-line Six in the industry. Its high-torque muscle provides plenty of power for most applications. Then there is Club Wagon's wide range of V-8 engines.

The 5.0L EFI with 4-speed automatic overdrive, optional in E-150, is the most powerful small V-8 in a full-size passenger van. If you need even more power for a heavy-duty application such as trailer towing, choose the 5.8L EFI that allows for a maximum 14,000-lb. gross combination weight rating (GCWR).

The 4.9L, 5.0L and 5.8L EFI engines feature a serpentine accessory belt drive which offers a number of serviceability benefits. There's only one belt to remove and replace, not several. And because it is a single belt, access to front-mounted engine components is easier. Also, the need for adjustment is eliminated because the belt has a self-tensioning idler pulley.

For the big Class IV trailers, go with the 7.5L EFI V-8 (in E-250 or E-350), the largest engine available in a passenger van. It allows for an 18,500-lb. GCWR and a gross trailer weight of 10,000 pounds.

An optional Trailer Towing Package (detailed on page 9) is available to properly equip your Club Wagon.

DIESEL V-8 POWER AND ECONOMY

With the optional 7.3L V-8 Diesel, you have not only high-torque diesel performance, but also higher fuel economy than what you'd get in a comparably sized gas-powered V-8. The 7.3L Diesel delivers plenty of power for trailer towing, allowing for a 14,000-lb. GCWR and a gross trailer weight rating of 8,400 pounds.

NEW ELECTRONIC 4-SPEED AUTOMATIC OVERDRIVE TRANSMISSION*

1989 E-250 and E-350 Club Wagons with 5.8L gas, 7.5L gas or 7.3L diesel engine feature Ford's new electronically controlled 4-speed automatic overdrive transmission (E40D).

The E40D integrates the shift and clutch torque converter controls into a computerized electronic control module. Compared with the conventional vacuum control system, E40D's sophisticated electronics is designed to improve economy, performance and shift feel.

E40D also provides an Overdrive Cancel Switch on the instrument panel that lets you prevent the transmission from upshifting into overdrive fourth gear when, for instance, you're towing a trailer or driving uphill.

*Late availability. See your Ford Dealer.


EXCLUSIVE BODY-ON-FRAME CONSTRUCTION

If you want a full-size passenger van with the advantages of body-on-frame construction, your only choice is Ford Club Wagon.


The parallel ladder-type frame features full-length, heavy-gauge side rails with up to seven crossmembers. It's just one of many ways Club Wagons are Built Ford Tough!

EXCLUSIVE TWIN-I-BEAM FRONT SUSPENSION


With this front suspension system, each wheel has its own forged I-beam axle and separate big coil spring to handle rough road conditions independently. The coil springs are computer-selected to match automatically the gross vehicle weight rating (GVWR) and the weight of optional equipment. The Twin-I-Beam system is designed for ruggedness and outstanding ride smoothness.




4.9L EFI I-6: 145 hp @ 3600 rpm; 265 lbs.-ft./torque @ 2000 rpm.




5.0L EFI V-8: 185 hp @ 3800 rpm; 270 lbs.-ft./torque @ 2400 rpm.



5.8L EFI V-8: 210 hp @ 3800 rpm; 315 lbs.-ft./torque @ 2800 rpm.

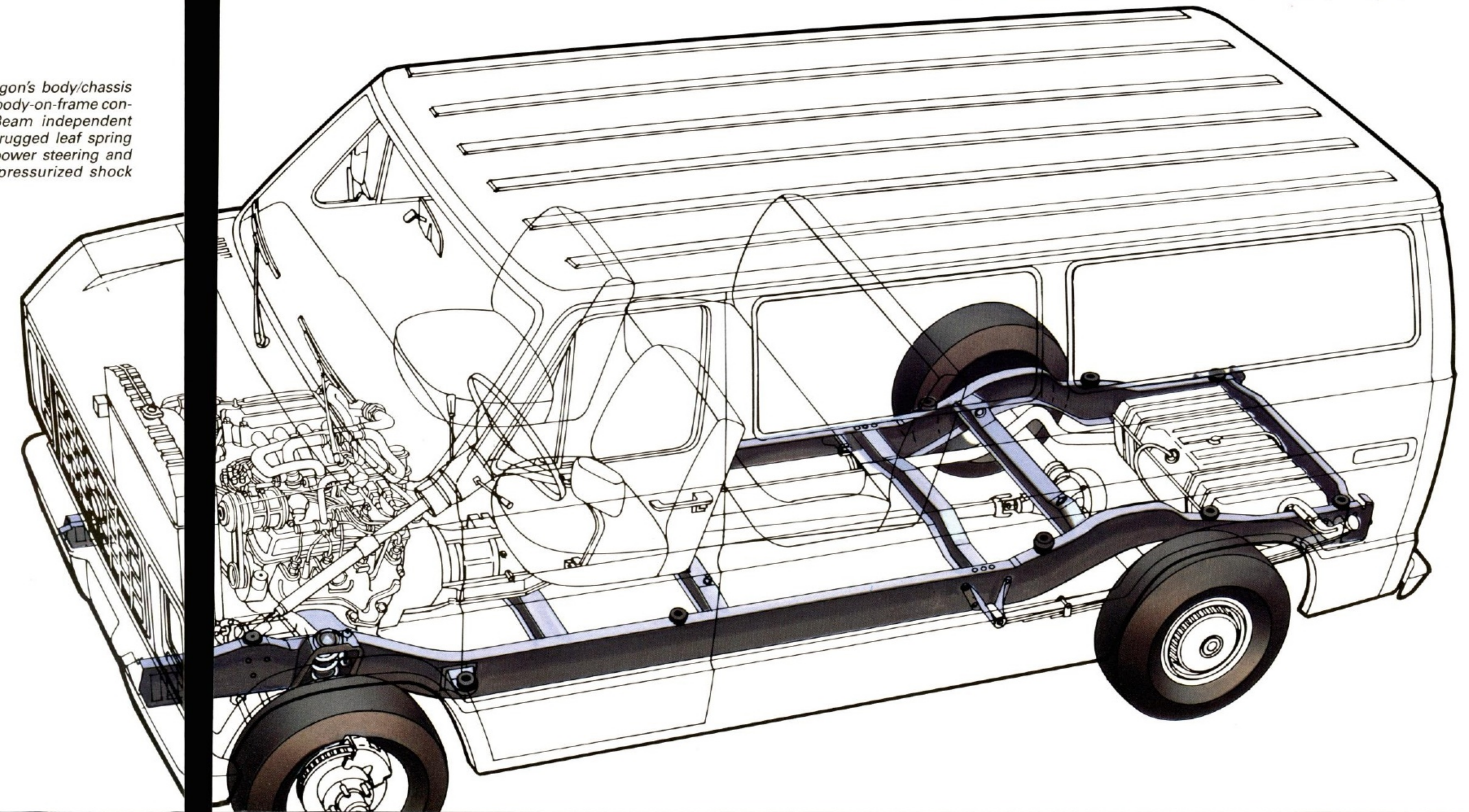


7.5L EFI V-8: 230 hp @ 3600 rpm; 390 lbs.-ft./torque @ 2200 rpm.



7.3L Diesel V-8: 180 hp @ 3300 rpm; 345 lbs.-ft./torque @ 1400 rpm.

At right: Club Wagon's body/chassis features — strong body-on-frame construction, Twin-I-Beam independent front suspension, rugged leaf spring rear suspension, power steering and brakes, plus gas-pressurized shock absorbers (E-150).



STANDARD FEATURES AND OPTIONS

There's more to a Club Wagon than spacious comfort, versatility and performance. Just as important in a full-size passenger van are the attributes of style and convenience you get in a Club Wagon XL or XLT.

Club Wagon XL comes equipped with the following standard features:

- 8-passenger seating in E-150: front bucket seats in premium vinyl, plus two 3-passenger rear bench seats with "quick-release" feature
- Deluxe front door trim panels with woodtone inserts and map pockets for carrying common travel items
- Deluxe side and rear door trim



Aftermarket devices such as wheelchair lifts are available from manufacturers other than Ford Motor Company to make some Ford vans more easily accessible for the handicapped.



Combination rear seat/bed.

- Full length and insulated color-keyed floor carpeting
- Full length and insulated color-keyed cloth-covered headliner
- Color-keyed vinyl spare tire cover
- Instrument cluster with voltmeter, engine temperature and oil pressure gauges — plus woodtone appliques and four air registers
- 2-speed windshield wipers plus variable intermittent speeds for light rain or mist
- Front and rear dome lamps plus courtesy light switches on all doors
- Passenger-side visor mirror
- Electronic AM radio with digital clock
- Pivoting front vent windows
- Halogen headlamps

- Tinted glass
- Bright low-mount swingaway mirrors
- Lower bodyside moldings.

Club Wagon XLT includes the following standard features in addition to, or in place of, those of the Club Wagon XL:

- Air conditioning (front only) in E-150 model
- Dual front Captain's Chairs with cloth and vinyl trim
- Individual front seat back recliners
- Cloth inserts on front door trim panels
- Dual beam dome/map light and a "headlamps-on" audible alert



Electronic AM/FM stereo radio with digital clock and cassette tape player.



Speed control and tilt steering wheel.



Sport wheel cover.

- Electronic AM/FM stereo radio with digital clock and four speakers
- Chrome grille with bright surround molding
- Chrome bumpers with black rub strips
- Deluxe bright lower bodyside moldings
- Sport wheel covers on black steel wheels.

Club Wagon offers a wide range of individual options. They are listed along with the Preferred Equipment Package features on page 9. Once you have selected your package, choose the options that equip your Club Wagon to your needs.



Engine cover console.

PREFERRED EQUIPMENT PACKAGES AND OPTIONS

NOTABLE STANDARD FEATURES (all models)

- 4.9L I-6 engine
- Power steering and brakes
- Sliding side cargo door
- Color-keyed full-length carpeting
- Multi-port electronic fuel injection with EEC-IV computer
- 22-gallon fuel tank
- Front bucket seats (XL)
- Color-keyed full-length cloth headliner
- Twin-I-Beam independent front suspension
- All-season steel-belted tires
- Front Captain's Chairs (XLT)
- Engine temperature, oil pressure and voltmeter gauges
- Body-on-frame construction
- Halogen headlamps
- 3-passenger rear bench seats with "quick-release" feature
- Variable-speed interval windshield wipers

XL PREFERRED EQUIPMENT PACKAGES AND OPTIONS X = Included in Package 0 = Separate Option	E-150		E-250		E-350	
	700A	702A	710A	711A	720A	721A
8-passenger seating	X	X	0	0		
12-passenger seating			X	X	0	0
15-passenger seating					X	X
Air conditioning (front only)	0	X				
High-capacity air conditioning/auxiliary heater (front and rear)	0	0	0	X	0	X
Electronic AM/FM stereo radio with digital clock	0	X	0	0	0	0
Speed control and tilt steering wheel	0	X	0	0	0	0
Light and Convenience Group (1)	0	X	0	X	0	X
Privacy™ glass	0	X	0	0	0	0
Handling Package (2)	0	0	0	X	0	X
Auxiliary fuel tank	0	X	0	X	0	X
Auxiliary heater	0	0	0	X	0	X
5-passenger seating	0	0				
8-passenger seating (Dual Captain's Chairs)	0	0	0	0		
12-passenger seating (Dual Captain's Chairs)			0	0	0	0
15-passenger seating (Dual Captain's Chairs)					0	0
Electronic AM/FM stereo radio with digital clock and cassette tape player	0	0	0	0	0	0
Radio credit option (deleted standard AM radio)	0		0	0	0	0
Engine cover console (gas engines only) (3)	0	0	0	0	0	0
Power door locks and windows	0	0	0	0	0	0
Floor mat (in place of carpet)	0	0	0	0	0	0
Deluxe Two-Tone paint	0	0	0	0	0	0
Hinged side cargo doors (no extra cost)	0	0	0	0	0	0
Bright swing-out recreational mirrors	0	0	0	0	0	0
Chrome rear step bumper	0	0	0	0	0	0
Sport wheel covers	0	0	0	0	0	0
Outside spare tire carrier	0	0				
Lower bodyside moldings credit option	0	0	0	0	0	0
Trailer Towing Package (4)	0	0	0	0	0	0
Engine block heater (gas engines only)	0	0	0	0	0	0

XLT PREFERRED EQUIPMENT PACKAGES AND OPTIONS X = Included in Package 0 = Separate Option	E-150		E-250		E-350	
	703A	705A	712A	713A	722A	723A
8-passenger seating (Dual Captain's Chairs)	X	X	0	0		
12-passenger seating (Dual Captain's Chairs)			X	X	0	0
15-passenger seating (Dual Captain's Chairs)					X	X
Air conditioning (front only)	X	X				
Higher-capacity air conditioning/auxiliary heater (front and rear)	0	0	0	X	0	X
Electronic AM/FM stereo radio with digital clock	X		X	X	X	X
Electronic AM/FM stereo radio with cassette tape player and digital clock	0	X	0	0	0	0
Engine cover console (gas engines only) (3)	0	X	0	X	0	X
Power door locks and windows	0	X	0	X	0	0
Speed control and tilt steering wheel	X	X	0	X	0	X
Light and Convenience Group (1)	X	X	X	X	X	X
Deluxe Two-Tone paint	0	X	0	X	0	0
Privacy™ glass	0	X	0	X	0	X
Sport wheel covers	X	X	X	X	X	X
Handling Package (2)	0	X	0	X	0	X
Auxiliary fuel tank	0	X	0	X	0	X
Auxiliary heater	0	0	0	X	0	X
5-passenger seating (Dual Captain's Chairs)	0	0				
8-passenger seating (Dual Captain's Chairs, Seat/Bed)	0	0				
7-passenger seating (Quad Captain's Chairs)	0	0	0	0		
7-passenger seating (Quad Captain's Chairs, Seat/Bed)	0	0	0	0		
Hinged side cargo doors (no extra cost)	0	0	0	0	0	0
Bright swing-out recreational mirrors	0	0	0	0	0	0
Chrome rear step bumper	0	0	0	0	0	0
Outside spare tire carrier	0	0				
Trailer Towing Package (4)	0	0	0	0	0	0
Engine block heater (gas engines only)	0	0	0	0	0	0

(1) Dual beam dome/map light, and "headlamps-on" audible alert. (2) Front stabilizer bar and heavy-duty shock absorbers. (3) Includes concealed storage compartments, cup holders, snack tray and coin holder. (4) Super engine cooling (included with 7.5L gas and 7.3L diesel engines), auxiliary transmission oil cooler (gas engines only), trailer towing wiring harness, heavy-duty turn signal flasher, plus features in Handling Package.

SPECIFICATIONS, DIMENSIONS, COLORS AND TRIMS

SPECIFICATIONS

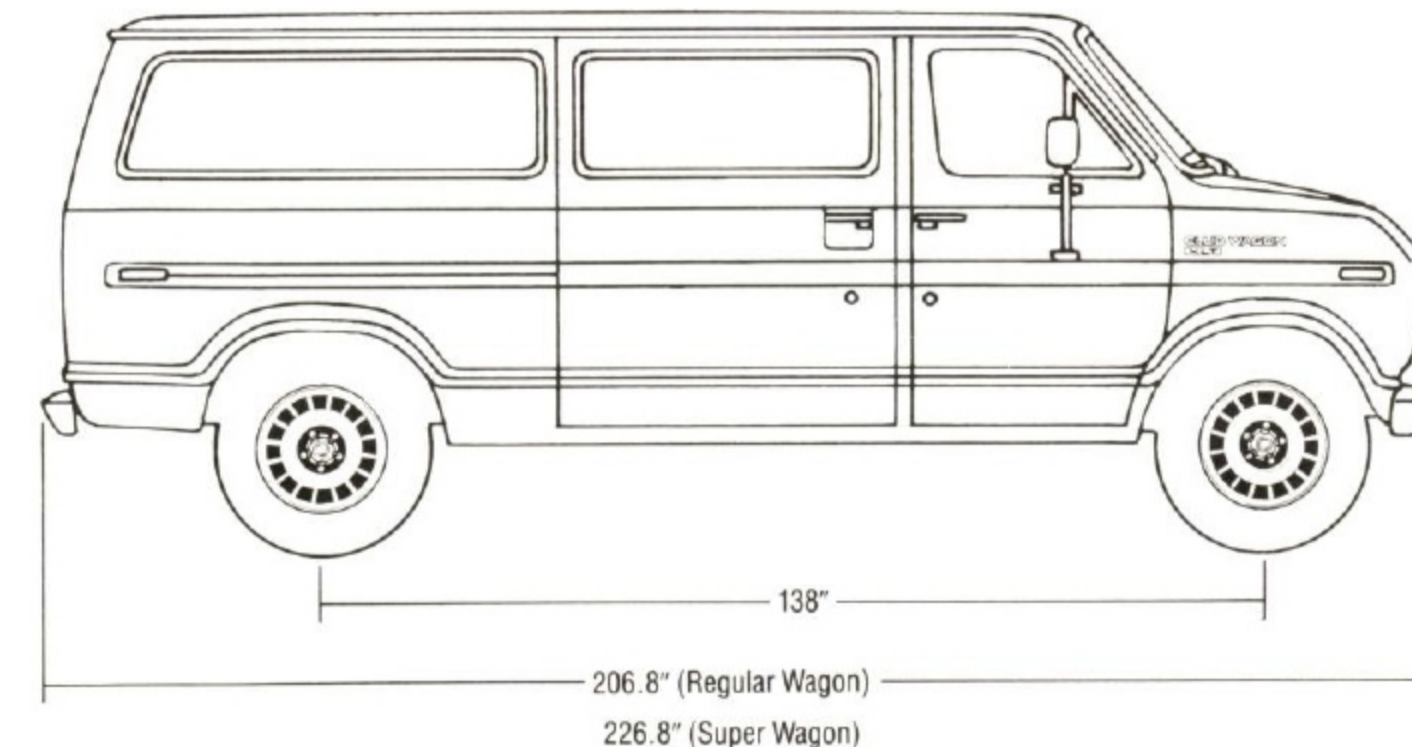
Equipment		E-150	E-250/350
Powertrains	Std.	4.9L EFI I-6/3-Spd. Auto.	4.9L EFI I-6/3-Spd. Auto. (1)
	Opt.	4.9L EFI I-6/4-Spd. Auto. OD 5.0L EFI V-8/4-Spd. Auto. OD 5.8L EFI V-8/3-Spd. Auto.	5.8L EFI V-8/4-Spd. Electronic Auto. OD (2) 7.5L EFI V-8/4-Spd. Electronic Auto. OD (2) 7.3L V-8 Diesel/4-Spd. Electronic Auto. OD (2)
Fuel capacity:	— Single tank (gal.)	Std. 22.0	22.0
	— Auxiliary tank (gal.)	Opt. 16.0	16.0
Electrical:	— Battery (amp-hr.)	Std. 71	71 (dual 83 with Diesel)
	— Alternator (amp.)	Std. 70 (3)	70 (3); 100 with Diesel
Steering	Std.	Power	Power
Brakes	Std.	Power	Power
Construction	Std.	Body-on-frame	Body-on-frame
Shock absorbers	Std.	Front/rear gas-pressurized	Front/rear hydraulic
	Opt.	Heavy-duty (4)	Heavy-duty (4)
Springs (combined rating @ ground):	— Front coil	Std. Computer-selected	Computer-selected
	— Rear leaves	Std. Computer-selected	Computer-selected
Tires	Std.	Five P235/75R15XL BSW all-season	Five LT215/85R16E (E-250) BSW all-season Five LT235/85R16E (E-350) BSW all-season
	Opt.	White sidewalls	—

OD = Overdrive. (1) Not available in California. (2) See your dealer about availability of the 4-speed electronic automatic overdrive transmission. (3) 70-amp with 4.9L I-6 engine only. 60-amp with all other gas engines. (4) Available with Handling Package only: heavy-duty shock absorbers (twin-tube low-pressure in E-150) and front stabilizer bar.

DIMENSIONS

Exterior				
Series	Wheelbase	Tread front/rear	Overall Length	Maximum Height (empty)
E-150	138"	69.4/67.0"	206.8"	80.9"
E-250	138"	68.4/66.0"	206.8"	83.5"
E-350 Super Wagon	138"	68.4/66.0"	226.8"	84.1"
Cargo Area				
Series	Height (floor to roof)	Length (seat to rear door)		
E-150/250	53.9"	112.0" (1) 78.4" (2)		
E-350 Super Wagon	53.9"	132.0" (1) 35.7" (3)		

(1) Front driver's seat to rear door. (2) Standard rear bench seat (5-pass. E-150) to rear door; 44.9" with standard second seat (8-pass. E-150/250) to rear door; 14.0" in E-250 with standard third bench seat (12-pass. wagon) to rear door. (3) Standard third bench seat (12-pass. wagon) to rear door; 2.1" with standard fourth bench seat (15-pass. wagon) to rear door.



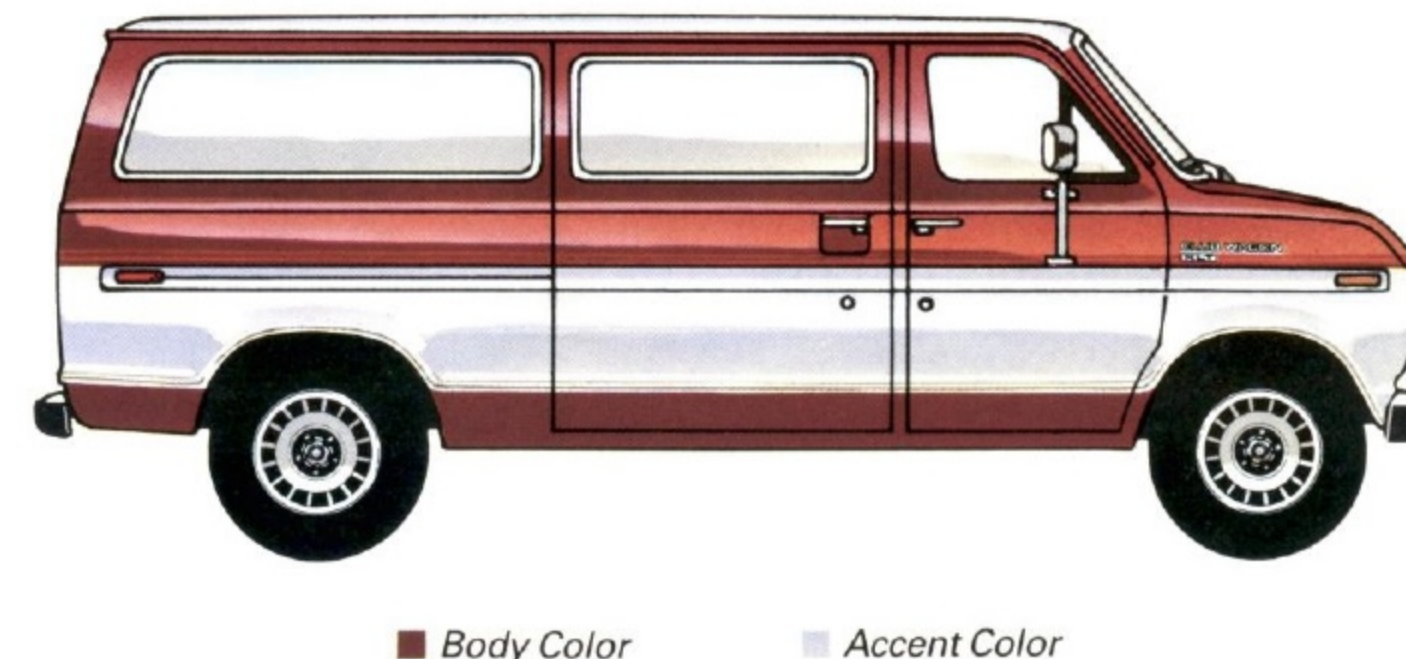
COLORS AND TRIMS

Interior Trim Colors			Exterior Colors
Crystal Blue	Scarlet Red	Chestnut	
X	X		Dark Grey Metallic
	X		Medium Silver Metallic
	X	X	Medium Red
X			Medium Shadow Blue Metallic
X		X	Deep Shadow Blue Metallic
X	X	X	Colonial White
X	X	X	Bright White
		X	Desert Tan Metallic
		X	Light Chestnut
		X	Dark Chestnut Metallic

DELUXE TWO-TONE COMBINATIONS

Body Colors	Accent Colors
Dark Grey Metallic	Medium Silver Metallic
Medium Silver Metallic	Dark Grey Metallic, Medium Red, Deep Shadow Blue Metallic
Medium Red	Medium Silver Metallic, Colonial White, Light Chestnut
Medium Shadow Blue Metallic	Deep Shadow Blue Metallic, Colonial White
Deep Shadow Blue Metallic	Medium Silver Metallic, Medium Shadow Blue Metallic, Colonial White, Light Chestnut
Colonial White	Medium Red, Medium Shadow Blue Metallic, Deep Shadow Blue Metallic, Desert Tan Metallic, Dark Chestnut Metallic
Bright White	Medium Red, Medium Shadow Blue Metallic, Deep Shadow Blue Metallic, Desert Tan Metallic, Dark Chestnut Metallic
Desert Tan Metallic	Colonial White, Light Chestnut, Dark Chestnut Metallic
Light Chestnut	Deep Shadow Blue Metallic, Desert Tan Metallic, Dark Chestnut Metallic
Dark Chestnut Metallic	Colonial White, Desert Tan Metallic, Light Chestnut

Deluxe Two-Tone Paint: accent color is applied on the roof and between the two color accent tape stripe and the lower bodyside molding.



SAFETY AND OWNER BENEFITS

Ford Motor Company strongly encourages all passengers to use their safety belts. Ford urges the use of child and infant restraints. Ford's easy-to-install Tot-Guard (for children 20 to 50 pounds) is available at all Ford Dealers. If a child restraint requires a top-tether, Club Wagon provides special anchorages.



FORD LIFEGUARD DESIGN SAFETY FEATURES

- Vehicle operation**
- Split service hydraulic brake system with warning light
 - Corrosion-resistant brake lines
 - Turn indicator with lane-changing signal feature
 - Hazard warning flasher
 - Backup lights
 - Side marker lights
 - Parking lights coupled with headlamps
 - Two-speed windshield wipers
 - Windshield washers
 - Dual outside rearview mirrors
 - Glare-reduced instrument panel, windshield wiper arms and windshield pillars
 - Uniform transmission shift quadrant with safety starting switch (on all vehicles equipped with automatic transmission)
 - Clutch or neutral interlock for starter motor (on trucks with manual transmission)
 - Continuously variable control illumination intensity (instrument cluster lighting)
 - Safety hood latch system
 - Function-rated windshield defroster system
 - Tamper-resistant (non-reversing) odometer
 - Speedometer with highlighted 55-mph
 - Inertia shut-off switch for electric fuel pumps
- Occupant protection**
- Safety-designed front end structure
 - Two-position door safety latches
 - Integral lap and shoulder belts with automatic retractors for occupants of front seats
 - Safety belt fastening reminder warning light and buzzer for the driver's seat
 - Lap belts for all rear seating positions with retractors for rear outboard occupants
 - Energy-absorbing steering column and steering wheel
 - Energy-absorbing armrests and safety-designed door handles

- Energy-absorbing instrument panel with padding for right front passenger
- Energy-absorbing sun visors
- Energy-absorbing front seat back tops
- Inside yieldaway rearview mirror
- Impact-absorbing laminated safety glass windshield
- Flame-resistant interior materials
- Safety-designed radio control knobs and push buttons

6-YEAR/60,000-MILE POWERTRAIN WARRANTY

Ford's powertrain warranty covers all 1989 cars and light trucks for 6 years or 60,000 miles, whichever comes first. This limited warranty covers major powertrain components. Certain restrictions and deductible apply. Ask your dealer for a copy.

6-YEAR/100,000-MILE CORROSION PROTECTION

Corrosion warranty coverage for body panel rust-through is 6 years or 100,000 miles, whichever comes first. See your Ford Dealer for details and a copy of this limited warranty.

SCHEDULED MAINTENANCE

Here some examples of scheduled maintenance intervals for the E-150 Club Wagon with 4.9L EFI I-6 engine. For complete maintenance recommendations, refer to the Club Wagon Scheduled Maintenance Booklet.

Engine oil change	each 7,500 miles or 6 months
Spark plug change	each 30,000 miles
Air filter replacement	each 30,000 miles
Engine coolant replacement	each 30,000 miles or 3 years



Participating Ford Dealers offer the Lifetime Service Guarantee, which guarantees their customer-paid work on your Ford vehicle for as long as you own it. A covered repair is paid for once. If it ever has to be fixed again, the repairing dealer will fix it free. Ask to see this limited warranty when you visit your

participating Ford Dealer.



Optional Ford Extended Service Plans cover major components on new Ford cars and trucks for longer than the vehicle's basic warranty. Your Ford Dealer has full details.



The leasing alternative is available through your Ford Dealer. A participating dealer can arrange financing terms or a Red Carpet Lease* tailored to your circumstances through Ford Credit.



QUALITY REPLACEMENT PARTS FROM FORD

Genuine Ford and Motorcraft original equipment replacement parts meet the same high standards as those installed in production.

FUEL ECONOMY

EPA fuel economy estimates for the 1989 Club Wagon were not available at the time this catalog was approved for printing. As soon as EPA figures are released, your Ford Dealer will be among the first to receive this information and will be happy to pass it along to you.

Ford-paid repair programs after the warranty period

Sometimes Ford offers adjustment programs to pay all or part of the cost of certain repairs. These programs are intended to assist owners and are in addition to the warranty or to required recalls.

Technical service bulletins

All vehicles need repairs during their lifetime. Sometimes Ford issues technical service bulletins (TSBs) and easy-to-read explanations describing unusual engine or transmission conditions which may lead to costly repairs, the recommended repairs, and new repair pro-

cedures. Often a repair now can prevent a more serious repair later.

For more information...

Ask Ford Motor Company or your Ford or Lincoln-Mercury, Scorpio, XR4Ti dealer for Ford-paid repair programs and/or TSBs relating to your vehicle.

To get copies of materials for your vehicle or the vehicle of interest to you: Call Ford toll-free at 1-800-241-3673 Alaska/Hawaii call 1-800-241-3711 and in Georgia call 1-800-282-0959.

Or write Ford at:
Ford Customer Information System
Post Office Box 95427
Atlanta, Georgia 30347

We'll need your name and address; year, make, model and vehicle identification number, as well as engine size.

Options availability

Options shown or described in this catalog are available at extra cost and may be offered only in combination with other options and subject to additional ordering requirements or limitations.

Product changes

Ford Division reserves the right to change product specifications at any time without incurring obligations.

"Ask your Ford Dealer"

Following publication of this catalog, certain changes in standard equipment, options, prices and the like, or product delays, may have occurred which would not be included in these pages. Your Ford Dealer is your best source for up-to-date information.

