

 **MERCURY GRAND MARQUIS**



1993

Grand Marquis LS pictured in Twilight Blue Clearcoat Metallic with optional cast aluminum wheels.



STANDARD FEATURES:
4.6-liter overhead cam fuel-injected V-8
Four-speed electronic automatic overdrive transmission
Rear-wheel drive
Speed-sensitive, variable-assist power steering

MERCURY GRAND MARQUIS. FOR V-8 POWER, SPACIOUSNESS, COMFORT AND STYLE, IT'S SIMPLY...GRAND.

Light dances off the smooth curves that accentuate the elegant shape. From its integrated headlamps to its sleek roofline, Grand Marquis is an automotive design that gives the impression of graceful motion. Even when it's standing still.

With aerodynamics as the

driving force behind its form, designers specified wide, limousine-style doors that arc into the roof, leaving hardly a seam. Its flush glass provides an unobstructed surface for wind to rush by. Even the door handles are recessed into the body. The result gives passengers a quieter place to ride and contributes to Grand Marquis' ability to travel impressive distances between fuel stops.*

Drivers and passengers

also benefit from the generous proportions of the six-passenger interior. To help ensure comfort for all, an advanced suspension delivers a more comfortable and even smoother ride than any previous generation Grand Marquis. But like many features on Grand Marquis, the suspension provides more than expected—exceptional handling and control are exhibited on demand.

Enhancing its appeal are such

features as the standard driver-side and right front passenger-side air bag Supplemental Restraint System, standard four-wheel disc brakes and optional Anti-lock Braking System (ABS) with electronic traction assist. All of these features are offered on your choice of models for 1993: the GS and LS.

And at the heart of it all is an advanced overhead cam V-8 engine you'll learn more about when you turn the page.

*See the EPA statement in the back of this brochure.

Power-assisted four-wheel disc brakes
Automatic parking brake release
Power remote-controlled outside mirrors
Power windows
Automatic headlamp on/off/delay
Driver-side and right front passenger-side air bag Supplemental Restraint System



The optional Trailer Tow III package transforms Grand Marquis LS into a heavy-duty towing vehicle. It includes dual exhaust that boosts engine horsepower, rear air spring suspension and auxiliary coolers for the transmission and power steering, and more.

Grand Marquis GS pictured in Medium Cranberry Clearcoat Metallic with optional cast aluminum wheels.

STANDARD FEATURES:
 Driver-side and right front passenger-side air bag
 Supplemental Restraint System
 Nitrogen gas-pressurized shock absorbers
 Low-profile halogen headlamps
 Limousine-style doors with flush glass windows
 Full-size six-passenger seating
 Child safety locks on rear doors
 Five-mph bumpers
 Protective bodyside molding
 Long-life stainless steel exhaust system



IMPRESSIVE STANDARD EQUIPMENT THAT INCLUDES 190 HORSES.

Every car has one—a standard equipment list. Some are longer than others, but few match Grand Marquis'. The proof is in these pages.

In addition to outstanding six-passenger spaciousness and a cavernous trunk, engineering features top this impressive equip-


ment list: Both GS and LS models move easily down the road with an assurance that's provided by 190 horsepower. And that power is developed by a technologically advanced overhead cam V-8 with sequential multi-port electronic fuel injection. The standard four-speed electronic automatic transmission shifts seamlessly, and its standard overdrive gear may now be locked out by depressing a

button on the transmission selector lever. This feature also provides a "second" gear which is especially useful when you desire added engine braking for driving in hilly terrain. Permitting overdrive to engage reduces engine speed by a third, making for even quieter and more economical highway cruising.*

Large, power-assisted four-wheel disc brakes deliver decisive

stopping power. And a speed-sensitive power steering unit provides extra steering assist at slow speeds for maneuvers like parking while reducing assist at highway speeds to improve road feel.

Other standard features include automatic headlamps that turn themselves on and off, power remote-controlled outside mirrors, power windows, and a cargo net that holds parcels in place.



Grand Marquis' technically advanced single overhead camshaft (SOHC) V-8 produces 190 horsepower and 260 lb-ft of torque from 4.6 liters. Horsepower increases to 210 and torque to 270 lb-ft with dual exhaust available in LS. Trailer Tow III or performance and handling packages.

Each cylinder of Grand Marquis' V-8 is fed through a dedicated fuel injector. The EEC-IV engine computer precisely manages each injector.



Optional on LS, rear air spring suspension not only provides a more comfortable ride but also automatically adjusts rear ride height to suit heavier loads.



Headlamps turn on automatically and delay switching off to assist you in leaving the car at night.



A 20.6-cubic-foot trunk swallows virtually any road-going luggage. The low liftover height makes for easy loading and unloading.



* See the EPA statement in the back of this brochure.



The standard analog instruments above can be replaced by an optional electronic cluster included as part of the electronic group available in LS models.

GRAND MARQUIS IS DEDICATED TO THE IDEA THAT PEOPLE WHO ROAM NEED PLENTY OF ROOM.

Room is essential to comfort. To this end, Grand Marquis provides generous dimensions to accommodate six adults with ease. In keeping with Mercury tradition, drivers and passengers receive regal treatment. The GS provides rich cloth seating with standard amenities like air conditioning, tilt steering wheel, power driver's seat, power remote-controlled outside mirrors, electronic AM/FM stereo cassette and a new express-down power window feature. A single press of the driver's window switch fully lowers the left front window, no holding and waiting necessary.


Such thinking anticipates the needs of drivers and their passengers. So do Grand Marquis' other standard features, like the cup holders that slide out from the dash to provide a secure place for beverages, a resting place for the driver's left foot to ease fatigue on long trips, adjustable D-rings for the driver and right front passenger to improve shoulder belt comfort, standard tilt steering wheel that adjusts to your driving position, and standard power windows that include an express-down feature for the driver's window.

Gauges and controls are also easy to see, as is the world outside. The logical layout of Grand Marquis' instrumentation helps keep you informed and in control by clearly displaying vital information. Major controls for the headlamps and interval wipers are large and simple to operate. Designers even increased the size

of the radio controls for more ease of access.

In addition to all the Grand Marquis GS offers, the LS includes twin comfort front seats in luxury cloth or, if you choose, supple leather. And its six-way power driver's seat has a power recliner and lumbar adjustment. A select list of options is also available on both models and includes fingertip speed control, illuminated entry system and rear window defroster. A complete list of features, including Preferred Equipment Packages, is on pages 10 and 11.

This list, however, would not be complete without a compendium of Grand Marquis' safety features. For more on this important subject please turn the page.



20.6 cu. ft. cargo volume

Roominess is one of the qualities Grand Marquis is known for—and with good reason. With ample room for six people, it truly lives up to the term "full-size" car. Grand Marquis LS interior pictured with optional Opal Grey leather seating surfaces. Other equipment shown may be optional.

Cup holders slide out from lower center of dash to provide a secure place for beverages.



A resting place for the driver's left foot eases fatigue on long trips.



Adjustable D-rings for the driver and right front passenger improve shoulder belt comfort.




Standard tilt steering adjusts to your driving position.



Standard power windows include an express-down feature for the driver's window.



Dual illuminated visor mirrors are part of the available Luxury Light Group.




Front seat belts not shown in order to provide a clear view of vehicle interior.

IN DESIGNING AND EQUIPPING GRAND MARQUIS, YOUR PEACE OF MIND IS WHAT WE HAD IN MIND.

In looking over the new Grand Marquis, you'll be pleased to note that it places a reassuring emphasis on the safety of both the driver and passengers. Included in its array of noteworthy safety equipment are four-wheel disc brakes which deliver fade-resistant stopping performance. With the available anti-lock braking system (ABS), an on-board computer electronically manages braking performance to help shorten stopping distances and improve driver control during heavy brake application—even on slippery roads.

Included with ABS, electronic traction assist employs computer-controlled intervention of the rear brakes to help prevent wheel spin. Thus it improves traction and stability on slick road surfaces such as freeway ramps and boat launches. Enhancing your driving control is the goal behind ABS and electronic traction assist. You may find them among the most useful of Grand Marquis' many driver-oriented options.

Grand Marquis' available anti-lock braking system helps drivers maintain steering control during hard braking by preventing brake-induced wheel lockup, even in less-than-ideal conditions. And it includes electronic traction assist which helps the driving wheels maintain traction on slippery surfaces rather than spinning. Thus, climbing slick freeway ramps or driveways is achieved with less difficulty and more control.



A standard driver-side and right front passenger-side air bag Supplemental Restraint System offers added protection when used in combination with safety belts. In moderate to severe front-end collisions, the air bag inflates in less time than it takes to blink an eye.



Grand Marquis' body panels are protected by a multi-step, state-of-the-art finishing process that includes, from top:

- ◆ Clearcoat
- ◆ Base coat
- ◆ Body spray primer
- ◆ Chip-resistant primer on frontal surfaces
- ◆ Urethane chip protective coating on lower bodyside
- ◆ Primer coat
- ◆ Galvanizing layer
- ◆ Base metal
- ◆ Galvanizing layer
- ◆ Primer

Driving security is further enhanced by Grand Marquis' sturdy body-on-frame construction. And each front roof pillar has been tested to meet a static force equal to 5,000 pounds, an amount more than 1.32 times greater than Grand Marquis' total weight. However, while inherently strong, portions of the body structure are intentionally designed to "crumple" on impact, reducing the amount of a collision's energy that reaches the passenger compartment.

Safety belts provide the primary protection in the event of a collision. And, working in combination with properly worn safety belts, Grand Marquis' standard driver-side and right front passenger-side air bags (SRS) inflate quicker than the blink of an eye for an added measure of protection in certain moderate to severe frontal collisions.

Grand Marquis even takes care of itself as it cares for its occupants. In addition to having a lightweight aluminum hood, all its exterior body panels are of two-sided galvanized steel to resist rust, and a multi-step finishing process further helps fend off the dullness of old age.

Optional cornering lamps activate with the turn signals and provide a welcome increase in visibility when rounding dark corners for an added margin of night driving security.



Speed-sensitive power steering delivers excellent road feel with the right amount of assist for all driving maneuvers.

Lap/shoulder safety belts enhance security for the driver and front and rear outboard passengers.


Grand Marquis' four-wheel disc brakes supply fade-resistant stopping performance.

Five-mph front and rear bumpers are successfully tested at twice the speed required by government standards.

Strong steel door beams provide additional structural protection that benefits occupants in the event of a collision.

Reinforced front pillars are part of an integrated roof design built to meet a static test equal to 5,000 pounds.

Front and rear crumple zones deform on impact to help dissipate the energy of a collision before it reaches the passenger capsule.



Included with the available keyless entry system, this tiny transmitter allows you to lock and unlock all doors, release the trunk and switch on the illuminated entry lamps from distances up to 33 feet. A remote panic alarm feature sounds the horn and flashes exterior lamps intermittently for up to three minutes.





DIMENSIONS (in inches)		Wheelbase	Overall length	Overall height	Overall width	Track, front/rear	Headroom, front/rear	Legroom, front/rear	Shoulder room, front/rear	Hiproom, front/rear	CAPACITIES		Cargo volume	Fuel	Oil (with filter)	Engine coolant	Curb weight	BRAKES		STEERING	
		114.4	212.4	56.8	77.8	62.8/63.3	39.4/38.1	42.5/39.7	60.5/60.3	59.7/59.0			20.6 cu. ft.	18.0 gal.	5.0 qt.	13.6 qt.	GS 3,794 lb. LS 3,805 lb.	Front Rear	11.1-inch disc 11.2-inch disc	Power assisted 4-wheel hydraulic with tandem diaphragm, integral vacuum booster	Power speed sensitive variable-assist with prelubricated low-friction steering axis
ENGINE	Type	Displacement	Horsepower (SAE net)		Torque (SAE net)		Fuel delivery		Compression ratio	Engine control	TRANSMISSION	SUSPENSION		Front		Rear					
			190 @ 4200 rpm (210 @ 4600 rpm with Trailer Tow III or Performance and Handling Package)		260 lb-ft @ 3200 rpm (270 lb-ft @ 3400 rpm with Trailer Tow III or Performance and Handling Package)		Sequential multi-port electronic fuel injection		9.0:1	EEC-IV electronic engine control		Electronically-controlled four-speed automatic overdrive with 100 percent lockup in fourth gear and overdrive lockout. No scheduled maintenance.		Independent S.L.A. with ball joints, anti-dive control geometry, coil springs, nitrogen gas-pressurized shocks and stabilizer bar		Four-bar link, rubber-cushioned pivots, rubber-insulated coil springs, nitrogen gas-pressurized shocks and stabilizer bar					



Luxury full wheel cover



Locking radial spoke wheel cover



Cast aluminum wheel

FUNCTIONAL FEATURES	GS SEDAN	LS SEDAN
Driver-side air bag Supplemental Restraint System	S	S
Right front passenger air bag Supplemental Restraint System	S	S
Lap/shoulder safety belts for front and rear outboard occupants	S	S
4.6-liter SOHC V-8 engine	S	S
Four-speed electronic automatic overdrive transmission	S	S
Rear air suspension	0	0
Performance and handling package	0	0
Power four-wheel disc brakes	S	S
Anti-lock Brake System (ABS) with electronic traction assist	0	0
Speed-sensitive, variable-assist power steering	S	S
Maintenance-free battery	S	S
95-amp alternator	S	S
Trailer Tow III with 5,000-lb. load capacity	0	0
Luxury sound insulation	S	S
Tinted glass	S	S
Stalk-mounted control on steering column for turn signals, headlamp beams, flash-to-pass, washer/wipers	S	S
Engine block heater	0	0
EXTERIOR FEATURES		
Five-mph impact bumpers	S	S
Lower bodyside urethane protection	S	S
Upper bodyside paint stripes	0	0
Wide bodyside molding with bright insert	S	S
Halogen headlamps	S	S
Cornering lamps	0	0
Rear license plate frame	0	0
Vinyl roof	0	0
INTERIOR COMFORT AND CONVENIENCE FEATURES		
Air conditioner	S	S
Automatic temperature control (available only as part of electronic group)	0	0
Cargo net	S	S
Rear door child safety locks	S	S
Power windows	S	S
Express-down power driver window	S	S

S Standard feature 0 Optional feature

INTERIOR COMFORT AND CONVENIENCE FEATURES (continued)	GS SEDAN	LS SEDAN
Keyless entry with remote	0	0
Automatic headlamp on/off/delay system	S	S
Automatic parking brake release	S	S
Driver footrest	S	S
Tilt steering column	S	S
Leather-wrapped steering wheel (requires speed control)	0	0
Twin comfort seats with dual recliners, cloth trim	S	S
Luxury twin comfort seats with high-level cloth and rear seat headrests	S	S
Leather seating surfaces	0	0
Six-way power driver's seat including power lumbar and recliner on LS	S	S
Six-way dual power seats with power lumbar and power recliner	0	0
Door map pockets	S	S
Rear seat center armrest	S	S
Two rear seat ashtrays	S	S
Passenger visor mirror	S	S
Rear window defroster	0	0
Illuminated entry system	0	0
Dual courtesy lights on instrument panel	S	S
Courtesy light switches on all doors	S	S
Power lock group: includes door locks and decklid release	0	0
Trunk, glovebox, front ashtray lights	S	S
Luxury light group includes: dual illuminated visor mirrors, with dual secondary visors for front/side coverage, rear seat reading lamps, engine compartment light and dual-beam map/dome light	0	0
Electronic digital clock	S	S
Power outside mirrors	S	S
Dual cup holders	S	S
Color-keyed carpeting	S	S
Carpeted luggage area	S	S
Front carpet floor mats	0	0
Rear carpet floor mats	0	0
Spare tire cover	S	S
Interval wipers	S	S
Fingertip speed control	0	0

INTERIOR COMFORT AND CONVENIENCE FEATURES (continued)	GS SEDAN	LS SEDAN
Electronic group includes: electronic instrumentation, trip/under computer, automatic temperature control, air conditioner, heavy-duty battery, extended range fuel tank (20 gal)	0	0
SOUND SYSTEMS		
Electronic AM stereo/FM stereo radio with cassette	S	S
High-Level electronic AM/FM stereo cassette audio system with power amplifier, total 80 watts RMS	0	0
Power antenna	0	0
INSTRUMENTATION		
Analog instrumentation with speedometer, fuel gauge, odometer and trip odometer	S	S
Electronic instrumentation with built-in message center (available only as a part of electronic group)	0	0
Warning lights for low fuel, emissions system and air bag readiness	S	S
WHEELS AND TIRES		
P215/70R15 white sidewall, all-season, steel-belted radial tires	S	S
P225/70R15 BSW tires (included and only available with Performance and Handling Package)	0	0
Conventional size spare wheel and tire (aluminum road wheel spare requires cast aluminum wheels)	0	0
Luxury full wheel covers	S	S
Locking radial spoke wheel covers	0	0
Cast aluminum wheels	0	0
TRAILER TOW III OPTION		
5,000 lbs. capacity includes: Rear air spring suspension • Heavy-duty battery • Heavy-duty cooling • Dual exhaust • Trailer wiring harness • Power steering fluid cooler • Transmission oil cooler • Heavy-duty flashers • Conventional spare tire • Heavy-duty U-joints • 3.27 traction-loc axle (replaced with 3.27 conventional axle when trailer tow is ordered in conjunction with ABS/traction assist)	0	0
PERFORMANCE AND HANDLING PACKAGE OPTION		
Includes: Dual exhaust • 3.27 axle • Anti-lock braking system with traction assist • Upsized front and rear stabilizer bars • P225/70R15 BSW tires • Cast aluminum wheels • Rear air suspension w/unique springs • Unique tuned suspension (shocks, spring rates) • Unique steering gear	0	0
PRODUCT CHANGES		
Following publication of this catalog, certain changes in standard equipment, options, prices and the line, or product delays, may have occurred which would not be included in these pages. Your Lincoln-Mercury dealer is your best source for up-to-date information. Lincoln-Mercury Division reserves the right to change product specifications at any time without incurring obligations.		

PREFERRED EQUIPMENT PACKAGES	GS SEDAN PREFERRED EQUIPMENT PACKAGE 157A	LS SEDAN PREFERRED EQUIPMENT PACKAGE 172A
To make ordering easy we've grouped certain options together into the Preferred Equipment Packages listed below. And priced them to offer sticker price savings over ordering these items individually!		
GS SEDAN PREFERRED EQUIPMENT PACKAGE 157A	Fingertip speed control	
	Power lock group	
	Electric rear window defroster	
	Illuminated entry system	
	Luxury light group	
	Front carpet floor mats	
	Rear carpet floor mats	
	Bodyside paint stripe	
	Locking radial spoke wheel cover	
LS SEDAN PREFERRED EQUIPMENT PACKAGE 172A	Fingertip speed control	
	Power lock group	
	Electric rear window defroster	
	Illuminated entry system	
	Luxury light group	
	Front carpet floor mats	
	Rear carpet floor mats	
	Bodyside paint stripe	
	Leather-wrapped steering wheel	
	Power antenna	
	Front cornering lamps	
	Rear license plate frame	
	Cast aluminum wheels	
EXTERIOR COLORS	Black Clearcoat • White Clearcoat • Nordic Blue Clearcoat Metallic • Caribbean Green Clearcoat Metallic • Dark Cranberry Clearcoat Metallic • Medium Cranberry Clearcoat Metallic • China Blue Frost Clearcoat • Opal Grey Clearcoat Metallic • Silver Clearcoat Metallic • Twilight Blue Clearcoat Metallic • Mocha Frost Clearcoat • Deep Jewel Green Clearcoat Metallic	
INTERIOR COLORS	Opal Grey • China Blue • Shadow Blue • Cranberry • Mocha	
VINYL ROOF COLORS	Black • Mocha Frost • Cranberry • White • Silver • Twilight Blue	

*Specific content is subject to change throughout model year. Consult your dealer for the most up-to-date information. Based on official MVMA specifications.



(A)



(B)



(C)

Standard electronic AM/FM stereo with cassette and four speakers (A).

High-Level electronic AM stereo/FM stereo/cassette audio system (B) with power amplifier (80 watts total power) and six speakers (C) in four locations optional on LS.




Keyless entry system



Power door locks



Six-way power seats (LS pictured)




Power antenna



Rear window defroster



Fingertip speed control



Luxury light group



Full-size spare tire



Digital instrumentation

Chances are, you started your day by starting your car.

Tens of millions of us do. Every day. All over the country. Surely, nothing we own is more closely and constantly intertwined with our lives than the automobile.

At Lincoln-Mercury we never lose sight of the fact that our products go on to play a major part in the lives of people. That's why we're dedicated to bringing you cars that will not only serve you faithfully but also will help make your life more enjoyable.

Stop by your Lincoln-Mercury dealer and see what we've been doing.

Motorcraft QUALITY PARTS

Genuine Ford and Motorcraft original equipment replacement parts are engineered and manufactured to Ford's highest specifications. They're your best assurance of quality and long-term satisfaction because these replacement parts meet the same high standards as those installed in production.



Ford Credit offers advantageous financing arrangements for qualified buyers, plus the convenience of making them right where you buy your car—at your Lincoln-Mercury dealer.

As an alternative to car ownership that may well suit your needs, there's Ford Credit's Red Carpet Lease Plan. Ask for the facts on leasing at your Lincoln-Mercury dealer.

DEMAND GENUINE FORD COLLISION REPAIR PARTS

Genuine Ford sheet metal and plastic replacement collision parts, such as hood, doors, fenders and bumper components, are the right choice should you be involved in an accident. Genuine Ford collision parts are equal in fit, finish, structural integrity and corrosion protection to original parts. Ford collision parts are the same as those used on new vehicles which are certified to meet Federal Motor Vehicle Safety Standards for crash worthiness. All Ford sheet metal replacement parts are covered by the exclusive Ford Lifelong Sheet Metal Guarantee. Beware of imitations; insist that your insurer authorize genuine Ford collision parts.




The optional Ford Extended Service Plan covers selected components on new Mercury cars following the expiration of the vehicle's basic warranty. Most plans also provide rental reimbursement for covered warranty or ESP repairs. The cost is so moderate for the ESP protection offered that it could pay for itself the first time it is needed. Ask your participating Lincoln-Mercury dealer for complete details of the plans, which are available on cars sold and normally operated in the 50 United States and Canada.



EPA statement: 1993 EPA mileage estimates were unavailable when this publication was printed. The 1993 Mercury Grand Marquis, however, should post good mileage figures. Ask your Lincoln-Mercury dealer for the latest information.

Option availability: Options shown or described in this catalog are available at extra cost and may be offered only in combination with other options or subject to additional ordering requirements or limitations.

 All This And The Quality Of A Mercury.

LINCOLN-MERCURY DIVISION 

