

F O R D 1 9 9 4

# TEMPO







## 1994 TEMPO

Seldom has one car given so much pleasure to so many. When Tempo was still on the drawing board, the goal for Ford designers and engineers was straightforward. This car must be more than just excellent transportation. It must also provide a rewarding driving experience. That thought was the original vision

behind Tempo's development. And this proven, capable sedan, available as either 2-door or 4-door, is the result of that vision.

Tempo's appealing combination of comfort, performance and style is impressive in itself. But factor in its reputation for solid value and you really begin to see why it's been such a popu-



lar choice throughout the years for all kinds of people all over America.

Tempo's computer design helps put available space to efficient use for surprising comfort. The 4-wheel independent suspension with gas-pressurized hydraulic struts front and rear delivers a pleasing ride. Under the hood is the 2.3L HSC

4-cylinder engine with sequential electronic fuel injection — a fine balance of responsiveness and economy.\* And for those who desire a little extra when they press the accelerator, the smooth power of the 3.0L V-6 is optional with all models (it's included as a part of the Tempo LX Preferred Equipment Package).

*Tempo LX 4-Door Sedan shown with the LX Preferred Equipment Package in Caribbean Green Clearcoat Metallic.*

*\*EPA estimates were unavailable at the time of printing.*



## TEMPO INTERIOR

Perhaps more than anything else, Tempo's popularity is the result of solid, practical design. Like all Fords, it's purposefully crafted around its occupants — around you and your passengers.

### A THOUGHTFUL LAYOUT

Tempo's controls are arranged based on frequency of use and immediacy of need, and they're designed for optimum convenience. The controls for the optional speed control are a good example. Located on the

wheel hub, they can be operated without taking your hands from the steering wheel. And they're tactile — recognizable by feel.


The push-button climate control system with rotary fan control includes four dash-mounted air registers that adjust for direction and flow. Demisters help keep side windows free of condensation. Air conditioning is included in all Preferred Equipment Packages.

Tempo's speedometer, fuel and temperature gauges are large and easy to read. With the headlamps on, they're backlit with lighted pointers (a pleasant chime alerts you should you forget to turn the headlamps off). Rotary wiper controls have a variable-interval feature.


### TEMPO LX

The LX sport instrument cluster includes a tachometer and trip odometer along with "door ajar" and "decklid ajar" reminder lights. Conveniences such as a tilt steering wheel, dual electric remote mirrors, illuminated entry system, fold-down front center armrest, cargo tie-down net, electronic AM/FM stereo radio, the light group and the power lock group are some of the other items that help define the comfort-oriented LX.

*LX interior in Opal Grey shown with the LX Preferred Equipment Package and items of optional equipment.*



*Tempo's spacious trunk area is a welcome sight when there's cargo involved in the trip.*



*Above (top to bottom): The optional power lock group includes power locks, power decklid release and remote fuel filler door.*

*Tempo's controls are designed for ease of identification and operation.*

*The standard console includes a handy cup holder.*





## TEMPO GL

Tempo GL is convincing proof that value can be very handsomely rendered. It's stylish, comfortable and a great all-around performer. That's because it was designed to provide more product, comfort and performance value than might ordinarily be expected (especially with the GL Preferred Equipment Packages).

Drivers of smaller cars can move up to the Tempo GL and benefit from its fuel-efficient 2.3-liter high-swirl combustion (HSC) 4-cylinder engine while enjoying the expanse of its roomy five-passenger interior compartment. GL also offers an optional 3.0L SEFI V-6 which can respond quickly and confidently to the

driver's input. (EPA mileage estimates were unavailable at time of printing.)

Likewise, those who are accustomed to driving larger cars will appreciate the way Ford designers, with the aid of advanced computer design technology, have made the best use of available space to provide an unexpected level of comfort.



*Above: Tempo GL 4-Door in optional Electric Red Clearcoat Metallic shown with Preferred Equipment Package 226A.  
Left: Tempo GL 2-Door in Oxford White shown with GL Preferred Equipment Package 226A.*



## TEMPO PERFORMANCE & SAFETY

A car's performance is the sum of its various abilities — acceleration, handling and ride quality among them. Tempo has pleased so many for so long with its excellent overall performance.

To begin with, it was designed with a front-wheel drive configuration. Putting the weight of the engine and transaxle over the driving wheels enhances traction in adverse driving conditions such as snow or mud. And the lack of an intrusive drive shaft tunnel allows for more passenger

space inside the vehicle.

Both the standard 2.3L high-swirl combustion 4-cylinder and the optional 3.0L V-6 engines incorporate state-of-the-art sequential electronic multiple-port fuel injection (SEFI), a major performance feature that makes fuel metering more precise and efficient.

The responsive 3.0L V-6 also includes a special touring suspension with an added rear stabilizer bar, larger front stabilizer bar and special hydraulic strut tuning. This setup enhances

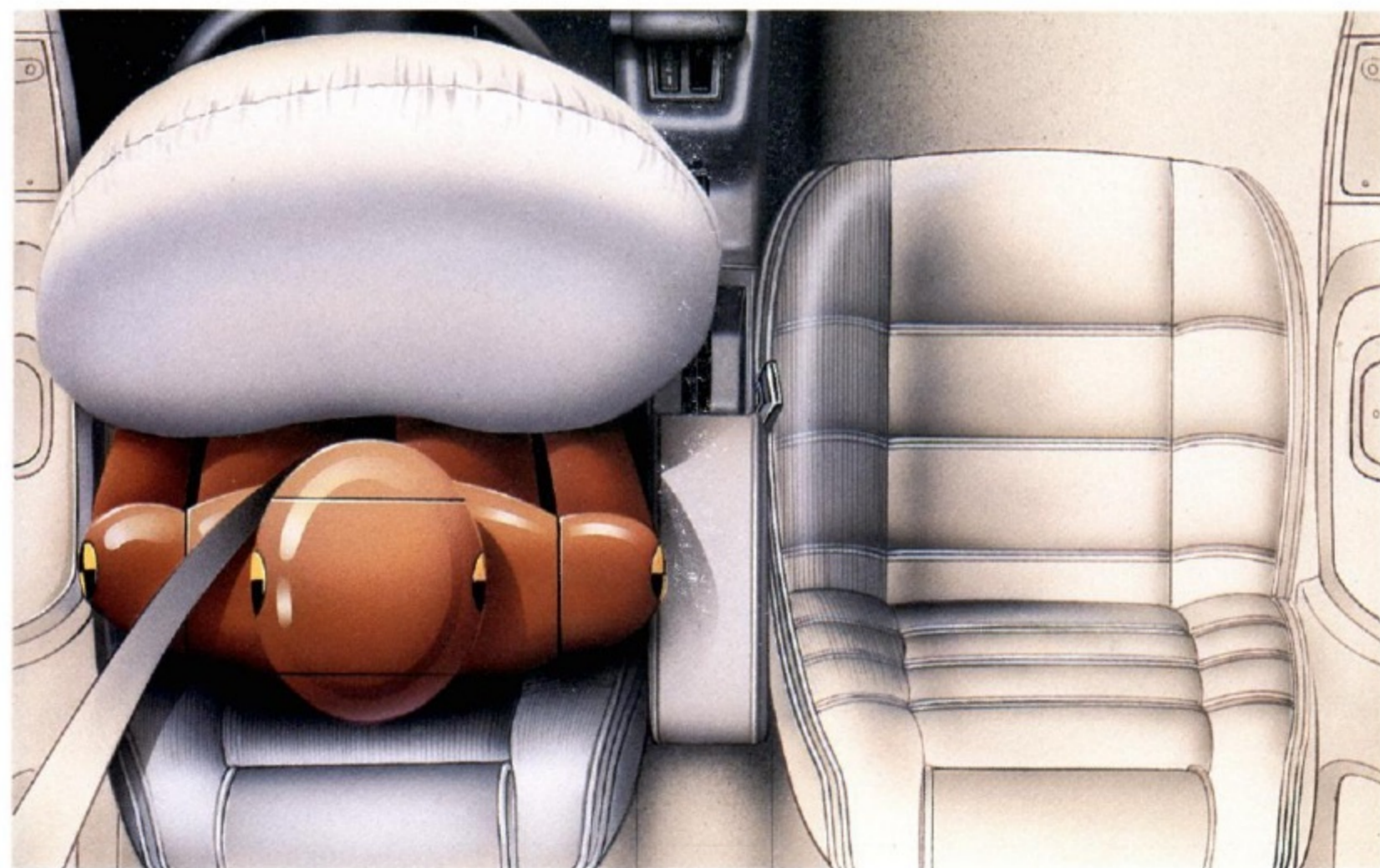
the standard four-wheel independent system for a more controlled ride.

The 3.0L V-6 is included in the LX Preferred Equipment Package along with a 3-speed automatic transaxle. For those who prefer a more active style of driving, a 5-speed manual transaxle is also available.

### TEMPO SAFETY

Ford Tempo was one of the first automobiles to offer a driver-side air bag supplemental restraint system (SRS) as an option, and this important safety feature is still available with both GL and LX models.

Tempo's optional air bag supplemental restraint system is designed to activate in a frontal impact roughly equivalent to striking a parked car at a speed of 28 miles per hour. From initial impact to full deployment, the bag inflates in less than 1/10 of a second. And it begins deflating in a fraction of a second. Remember that the air bag is intended to supplement, not replace, the lap and shoulder safety belt system. You should always buckle up for safety.



*Tempo's optional driver-side air bag supplemental restraint system (SRS) is available with both 2- and 4-door models.*

*Tempo's front-wheel drive puts the weight of the engine and transaxle over the driving wheels for better traction when the going gets tough.*



*Below: Precise, efficient fuel delivery is provided to the high-swirl combustion chambers by Tempo's sequential electronic multiple-port fuel injection system.*





# STANDARD FEATURES AND OPTIONS

## PREFERRED EQUIPMENT PACKAGES AND OPTIONS

Note: Package content is subject to change.  
P = Included in package S = Standard O = Optional

	GL 225A	GL 226A	SRS GL 227A	LX 233A
<b>Appearance/Comfort/Convenience/Safety</b>				
Manual air conditioning	P	P	P	P
Light group: ashtray, glove box, engine compartment lights; dome light door switches; map light	P	P	P	S
Dual electric remote-control mirrors	P	P	P	S
Speed control	O	O	-	O
Tilt steering wheel	O	P	-	S
Rear window defroster	P	P	P	P
Front center armrest	O	P	P	S
Front floor mats	O	P	P	S
Rear floor mats	O	P	P	S
Power lock group: power door locks, power decklid release and remote fuel filler door	O	P	P	S
Power side windows (4-door model only)	-	O	O	O
Power driver's seat	-	O	O	O
Decklid luggage rack	O	O	O	P
Driver-side air bag supplemental restraint system (includes manual lap/shoulder belt for driver and automatic shoulder belt restraint system for front passenger); available with 2.3L engine/automatic transmission only	O	-	P	O
Sport instrument cluster: tachometer and trip odometer	-	O	O	S
Clearcoat paint	O	O	O	O
Front license plate bracket	O	O	O	O
Engine block immersion heater	O	O	O	O
<b>Stereo Systems</b>				
Electronic AM/FM stereo with cassette player, digital clock	O	P	O	P
Premium sound system: four upgraded speakers and amplifier	-	O	O	O
<b>Performance</b>				
2.3L SEFI I-4 with 5-speed manual transaxle	S	S	S	S
2.3L SEFI I-4 with 3-speed automatic transaxle	O	P	P	O
3.0L SEFI V-6 with 5-speed manual transaxle	O	O	-	O
3.0L SEFI V-6 with 3-speed automatic transaxle	O	O	-	P
<b>Tires and Wheels</b>				
P185/70R14 BSW	S	S	S	-
P185/70R14 BSW performance	O	O	-	S
P185/70R14 WSW performance	O	O	O	O
Polycast wheels	O	P	O	S

## COLORS

Exterior Paint Colors	Interior Trim Colors			
	Opal Grey	Crystal Blue	Ruby Red	Mocha
Black	■	■	■	■
Oxford White	■	■	■	■
Bright Red	■	■	■	■
Light Blue <sup>(1)</sup>	■	■	■	■
Cayman Green Clearcoat Metallic	■	■	■	■
Caribbean Green Clearcoat Metallic <sup>(1)</sup>	■	■	■	■
Bimini Blue Clearcoat Metallic	■	■	■	■
Opal Grey Clearcoat Metallic	■	■	■	■
Twilight Blue Clearcoat Metallic <sup>(1)</sup>	■	■	■	■
Electric Red Clearcoat Metallic <sup>(1)</sup>	■	■	■	■
Silver Clearcoat Metallic <sup>(1)</sup>	■	■	■	■
Mocha Frost Clearcoat Metallic <sup>(1)</sup>	■	■	■	■

<sup>(1)</sup> Not available on GL 2-door model. See your dealer for details.

## MAJOR STANDARD FEATURES

### Exterior

Aerodynamic halogen headlamps with "on" alert chimes  
Wraparound taillamps/back-up lights  
Tinted glass  
Manual left-hand sail-mounted outside mirror (GL); dual electric remote-control mirrors (LX)  
14" deluxe wheel covers (GL); 14" polycast wheels (LX)

### Interior

Five-passenger seating  
Cloth low-back reclining bucket seats (GL); upgraded cloth trim (LX)  
Carpeting: deluxe (GL); luxury (LX)  
Ashtrays, front and rear  
Automatic shoulder belt restraint system with manual lap belt for front passengers  
Manual lap/shoulder belts for outboard rear seating positions; lap belt for center rear occupant  
Childproof rear door locks (4-door)  
Lockable glove box  
Console with cup holder  
Footwell illumination and luggage compartment light (GL); illuminated entry system (LX)  
Cigarette lighter  
Day/night rearview mirror  
Dual sun visor mirrors with covers  
Color-keyed steering wheel  
Instrument panel — includes side window demisters, backlit cluster, lighted pointers, temperature gauge, pod-mounted rotary windshield wiper switch, rotary climate control fan switch, positive air duct shut-offs  
Electronic AM/FM stereo radio with digital clock (may be deleted for credit)  
Trunk volume: 13.2 cu. ft. (2-door); 12.9 cu. ft. (4-door)

### Functional

Front-wheel drive  
Four-wheel independent suspension with nitrogen gas-pressurized hydraulic struts  
2.3L HSC I-4 engine with sequential multiple-port electronic fuel injection  
Electronic engine controls (EEC-IV)  
Power rack-and-pinion steering (18.3:1 on-center ratio)  
Two-speed windshield wipers with variable interval feature  
Power front disc/rear drum brakes, dual hydraulic split diagonal  
15.9-gallon fuel tank  
Heavy-duty maintenance-free battery  
Luxury sound insulation

## PRODUCT CHANGES

Following publication of the catalog, certain changes in standard equipment, options, prices and the like, or product delays, may have occurred which would not be included in these pages. Your Ford Dealer is your best source for up-to-date information.

Ford Division reserves the right to change product specifications at any time without incurring obligations.



Optional speed controls are located within easy reach on the steering wheel.

The power of the 3.0L V-6 engine is available with all models (included in the LX Preferred Equipment Package).



The optional power driver's seat provides forward/back and vertical height adjustment at the touch of a switch.

The decklid luggage rack is not only a practical option, but a stylish one as well. It's included in the LX Preferred Equipment Package.



The optional AM/FM stereo radio with cassette is included in the LX Preferred Equipment Package and in GL Package 226A.

Left to right: standard deluxe wheel covers and available polycast wheels.





## TEMPO SPECIFICATIONS

### Engine

Type	High-swirl combustion I-4
Valves (total)	8
Displacement	2.3L (141 cu. in.)
Horsepower (SAE net)	96 @ 4,200 rpm
Torque (SAE net lb.-ft.)	126 @ 2,600 rpm
Fuel system	Sequential multi-port electronic fuel injection

### Engine, optional (included in LX P.E.P.)

Type	V-6
Valves (total)	12
Displacement	3.0L (182 cu. in.)
Horsepower, auto. trans. (SAE net)	135 @ 4,800 rpm
Torque, auto. trans. (SAE net lb.-ft.)	150 @ 4,250 rpm
Fuel system	Sequential multi-port electronic fuel injection

### Transaxle

Type	5-speed manual; 3-speed automatic optional
------	---

### Chassis

Body type	Unitized
Suspension	4-wheel independent with nitrogen gas-pressurized hydraulic struts
Steering	Power rack-and-pinion 18.3:1 on-center ratio

### Chassis, cont'd

Brakes	Power front disc/rear drum dual hydraulic split diagonal
Tires	P185/70Rx14 BSW (GL with 2.3L engine); P185/70Rx14 BSW Performance optional (standard with LX); P185/70Rx14 WSW Performance optional
Fuel capacity	15.9 gallons

### Dimensions

	2-Door	4-Door
Wheelbase	99.9"	99.9"
Length	176.7"	177.0"
Height	52.8"	52.9"
Width	68.3"	68.3"
Front tread	54.9"	54.9"
Rear tread	57.6"	57.6"
Front head room	37.5"	37.5"
Rear head room	36.8"	36.8"
Front leg room	41.5"	41.5"
Rear leg room	36.0"	36.0"
Front shoulder room	53.9"	53.9"
Rear shoulder room	54.0"	53.3"
Trunk or cargo volume (cu. ft.)	13.2	12.9
Passenger capacity	5	5

### BUMPER-TO-BUMPER COVERAGE

The 36-month/36,000-mile bumper-to-bumper coverage of Ford's new vehicle limited warranty covers the complete vehicle (except tires, battery, service adjustments and other items covered under separate provisions) against defects in factory-supplied materials or workmanship. For complete information, see your dealer.

### FORD CITIBANK CREDIT CARD

Using your Ford Citibank Visa® or MasterCard® could earn you hundreds, even thousands of dollars from Ford toward the purchase or lease of a new Ford, Lincoln or Mercury product. To apply or get more information, call

1-800-374-7777. Or visit a Ford or Lincoln-Mercury Dealer, or a branch office of Citibank.

### ROADSIDE ASSISTANCE PROGRAM

Every new Ford includes the assurance of an emergency Roadside Assistance Program provided by Ford Auto Club, Inc. during the 3-year/36,000-mile bumper-to-bumper warranty period. Help is a toll-free phone call away 24 hours a day, anywhere in the continental United States should you need any towing assistance, fuel delivery, tire change, a jump start or even help when you're locked out of your car. Ask your Ford Dealer for complete details on the Ford Roadside Assistance

Program and a copy of this limited warranty.



Optional Ford Extended Service Plans can cover major components on new Ford cars and light trucks for longer than the vehicle's basic warranty. Your Ford Dealer has full details.



Ford Credit is a full service company that makes a wide variety of financing and leasing programs available to qualified buyers through the Ford Dealer of your choice. Through Ford Credit's financing or Red Carpet leasing, arrangements suited to your

special needs can be made quickly and conveniently right at the dealership. Ask your Ford Dealer for the facts on any of Ford Credit's financing or lease plans.

### OPTIONS AVAILABILITY

Options shown or described in this catalog are available at extra cost and may be offered only in combination with other options or subject to additional ordering requirements or limitations.

Printed on recycled paper 10% post-consumer waste

