

**EXPEDITION**

**04**







Expedition Eddie Bauer 4x4 in Estate Green Metallic.  
Shown on cover: Expedition Eddie Bauer 4x4 in Medium Wedgewood Blue Metallic.

THE MOST HIGHLY EVOLVED SUVs ON EARTH :- Or anywhere else.

FROM NIMBLE RUNABOUT TO FULL-SIZE PEOPLE HAULER, YOU'LL FIND THE ANSWER TO YOUR SPORT UTILITY VEHICLE NEEDS IN ONE OF THE BROADEST LINES OF SUVs ANYWHERE. THE 2004 FORD LINEUP – ESCAPE, EXPLORER SPORT TRAC, EXPLORER, EXPEDITION AND EXCURSION – DESCENDS FROM SOME OF THE BEST OF THE ROAD'S RUGGED WARRIORS. LIKE THE ORIGINAL EXPLORER THAT BROUGHT THE SUV TO THE FOREFRONT. OR THE 9-PASSENGER EXPEDITION THAT CONTINUES TO TAKE ADVENTURERS ALMOST ANYWHERE THEY WANT TO GO. WHATEVER YOUR NEEDS, YOU NEED LOOK NO FURTHER. YOUR ANSWER'S HERE.

EXTEND YOUR RANGE, AND YOUR THINKING, WITH THE FULL-SIZE FORD EXPEDITION. AN INCREDIBLY SMOOTH RIDE AND PRECISE CONTROL RESULT FROM ITS DOUBLE-WISHBONE, FULLY INDEPENDENT REAR SUSPENSION. INTERIOR VERSATILITY IS UNMATCHED IN ITS CLASS THANKS TO A HOST OF INNOVATIVE FEATURES. AND SAFETY IS FULLY COVERED WITH ONE OF THE MOST COMPREHENSIVE SAFETY AND SECURITY PACKAGES AVAILABLE ON ANY FULL-SIZE SUV. IN EXPEDITION, YOUR POSSIBILITIES ARE LIMITLESS.

ESCAPE :- EXPLORER SPORT TRAC :- EXPLORER :- **EXPEDITION** :- EXCURSION





AT THE HEAD OF ITS CLASS. AND YOU CAN QUOTE US ON THAT.

"Best-in-class 2003 full-size SUV." – *Truck Trend*

"Ride and handling are surprisingly good for such a big vehicle." – *AutoWeek*

"Just about the only SUV we'd choose over Expedition is the '71,000 Range Rover..." – *Forbes.com* (December 16, 2002)\*

"... the best all-around package among mainstream full-size SUVs." – *USA TODAY*

"... inner space is where the Expedition excels." – *Car and Driver* (March 2002)

"... the new Expedition is hard to beat." – *Truck Trend*

"... having driven the far more expensive Toyota Land Cruiser and Lexus LX 470, we still like the Expedition better." – *Forbes.com* (December 16, 2002)\*

\*Refers to the 2003 Expedition.



pages\_4-5

**LEADERSHIP**

DOUBLE-WISHBONE, FULLY INDEPENDENT REAR SUSPENSION  
TOWING CAPACITY UP TO 8950 LBS.  
TECHNOLOGICALLY ADVANCED  
EDDIE BAUER SELECT FEATURES

pages\_6-7

**DEPTH**

5 MODELS TO CHOOSE FROM  
NEW XLT SPORT  
XLT SPORT SELECT FEATURES

pages\_8-9

**CAPABILITY**

CONTROL TRAC® 4-WHEEL-DRIVE SYSTEM  
OFF-ROAD RUGGEDNESS  
NBX SELECT FEATURES

pages\_10-13

**HANDLING**

INDEPENDENT FRONT AND REAR SUSPENSION  
ADVANCETRAC® ELECTRONIC STABILITY ENHANCEMENT SYSTEM  
RACK-AND-PINION STEERING SYSTEM  
AIR SUSPENSION

pages\_14-15

**VERSATILITY**

POWERFOLD™ 3RD-ROW SEAT  
CENTERSLIDE™ 2ND-ROW SEAT  
BEST-IN-CLASS CARGO VOLUME  
HEATED AND COOLED FRONT SEATS

pages\_16-21

**SURROUNDINGS**

REAR-SEAT DVD ENTERTAINMENT SYSTEM  
POWER ADJUSTABLE PEDALS  
DUAL-ZONE ELECTRONIC AUTOMATIC TEMPERATURE CONTROLS  
AVAILABLE IN-DASH NAVIGATION RADIO SYSTEM

pages\_22-23

**SAFETY**

OUTSTANDING CRASH TEST PERFORMANCE  
PERSONAL SAFETY SYSTEM™  
AVAILABLE SAFETY CANOPY™ SYSTEM



## ON THIS EXPEDITION, YOU START AT THE TOP.

WELL RECOGNIZED FOR ITS LEADERSHIP AMONG FULL-SIZE SUVs, EXPEDITION IS QUITE COMFORTABLE BEING WAY OUT IN FRONT. THANKS TO A PAIR OF PROVEN TRITON™ ENGINES, POWER SUPPLY IS FIRST RATE FOR TOWING UP TO 8950 LBS. (4X2 MODELS, PROPERLY EQUIPPED). WITH ITS EXCLUSIVE, DOUBLE-WISHBONE, FULLY INDEPENDENT REAR SUSPENSION, RIDE QUALITY IS IMPECCABLE. DUE TO A CLASS-EXCLUSIVE AVAILABLE POWERFOLD™ 3RD-ROW SEAT AND CENTERSLIDE™ 2ND-ROW SEAT, INTERIOR VERSATILITY ABOUNDS. AND OF COURSE, SAFETY TECHNOLOGY IS OUTSTANDING – 4-WHEEL DISC ANTI-LOCK BRAKES WITH PANIC BRAKE ASSIST, THE PERSONAL SAFETY SYSTEM,™ CRASH-ENERGY MANAGEMENT FEATURES, AND THE AVAILABLE SAFETY CANOPY™ SYSTEM. TECHNOLOGICALLY ADVANCED, HIGHLY REFINED AND DESIGNED FOR DEPENDABILITY, EXPEDITION EPITOMIZES THE FULL-SIZE SUV EXPERIENCE. *FORBES.COM* PUT IT MORE SUCCINCTLY: "JUST ABOUT THE ONLY SUV WE'D CHOOSE OVER EXPEDITION IS THE \$71,000 RANGE ROVER ..." (DECEMBER 16, 2002).\* WHICH MEANS YOU CAN ADD "GREAT VALUE" TO EXPEDITION'S VIRTUES, AS WELL.

\*Refers to the 2003 Expedition.

- 1 Thoughtful design and attention to detail are evident in Expedition's many features. Take the 2-speed intermittent rear wiper system. Unique among full-size SUVs, the wiper is mounted on the flip-up glass, while the drive motor is mounted in the liftgate for an unimpeded rear view, no "thud" when the wiper is turned on or off, and a liftglass that's actually easy to lift. Aluminum was chosen for the liftgate to make it lightweight and easy to use.
- 2 Even with gloves on, exterior door handles are easy to open because they pull straight out.
- 3 Expedition's power sideview mirrors offer wide-reaching visibility and are heated for all-weather views. At night, you'll appreciate security approach lamps in each mirror that illuminate the ground whenever the remote key fob is activated. Sideview mirrors on Eddie Bauer also include integrated turn signals and auto-adjust down for reverse.



1



2



3

Arizona Beige color-keyed running boards  
Power, heated sideview mirrors with security approach lamps,  
integrated turn signals and auto-adjust down for reverse  
AM/FM Audiophile stereo with 6-disc in-dash CD changer  
Memory feature for driver's seat, sideview mirrors and  
power adjustable pedals  
Available 4.6L V8 or 5.4L V8

**EDDIE BAUER**

Two-tone, leather-trimmed front captain's  
chairs with 6-way power driver's seat  
Dual-zone Electronic Automatic Temperature  
Controls with auxiliary rear AC and heat  
Steering wheel with duplicate audio and  
climate controls  
Available heated and cooled front seats



Expedition Eddie Bauer 4x4 in Estate Green Metallic.



THEY'RE ALL MODEL PERFORMERS, INCLUDING THE NEW XLT SPORT.

CHOOSING EXPEDITION IS EASY. CHOOSING THE ONE THAT'S PERFECT FOR YOU IS WHERE IT GETS INTERESTING. WITH 5 DIFFERENT MODELS, YOUR NEEDS ARE COVERED. JOINING EXPEDITION XLS, XLT, NBX AND EDDIE BAUER THIS YEAR IS THE SLEEK NEW XLT SPORT. POSSESSING ALL OF EXPEDITION'S INHERENT STRENGTH, XLT SPORT DRESSES IT UP WITH DISTINCTIVE DARK SHADOW GREY PAINTED CLADDING, BUMPERS AND WHEEL-LIP MOLDINGS, PLUS A SPARKLE SILVER UPPER GRILLE, 17" BRIGHT ALLOY WHEELS WITH SPARKLE SILVER ORNAMENTATION, OUTLINE WHITE-LETTER TIRES AND DARK SHADOW GREY TUBULAR SIDE STEP BARS. LIKE EVERY EXPEDITION, IT SHARES THE SAME LEADERSHIP DNA – GIVING YOU THE VERSATILITY AND AMENITIES YOU'LL NEED TO ALWAYS MAKE THE RIGHT IMPRESSION. SO TAKE YOUR TIME AND MAKE YOUR CHOICE. YOU'RE SURE TO FIND A PERFECT FIT.



Expedition XLT 4x4



Tubular side step bars  
Day/night automatic-dimming rearview mirror  
AM/FM premium stereo/Dual-Media CD/cassette player  
4-corner load-leveling air suspension available with 5.4L V8  
AdvanceTrac® electronic stability enhancement system available with 5.4L V8

Keyless entry keypad  
Power adjustable pedals  
Available 4.6L V8 or 5.4L V8  
Available power moonroof  
Available PowerFold™ 3rd-row seat

XLT SPORT

Expedition XLT Sport 4x4 in Black.



## GET 8 PEOPLE OUT THERE – IN HERE.

WHAT'S THE QUICKEST WAY TO GET UP TO 8 PEOPLE TO LEAVE CIVILIZATION BEHIND? SIT THEM IN AN EXPEDITION NBX AND GO. WHETHER MUD, DEEP SNOW OR DIRT AND ROCK STAND IN YOUR WAY, NBX'S STANDARD CONTROL TRAC® 4-WHEEL-DRIVE SYSTEM EXCELS AT IT ALL. THE SYSTEM FEATURES "A4WD," A DRIVER-SELECTABLE AUTOMATIC MODE THAT CONSTANTLY MONITORS TRACTION DATA AND, WHEN IT SENSES A SLIPPERY OR LOOSE SURFACE, INSTANTLY TRANSFERS POWER TO THE APPROPRIATE WHEELS TO OPTIMIZE TRACTION. UNDERNEATH, SKID PLATES PROTECT THE ENGINE, OIL PAN, TRANSFER CASE AND FUEL TANK, WHILE UNIQUE SACHS SHOCKS ARE TUNED TO PROVIDE MORE PROGRESSIVE DAMPING FOR HEAVY OFF-ROADING. WHEN YOU REACH THAT REMOTE LOCATION, OPEN NBX'S AVAILABLE POWER MOONROOF AND ENJOY THE VIEW. YOU'VE EARNED IT.

- 1 With 260 hp and 350 lb.-ft. of torque, Expedition NBX's standard 5.4L SOHC Triton™ V8 engine will delight you with all the muscle and low-end grunt you'll need for off-roading and towing. It includes a coil-on-plug ignition system for high-mileage durability, platinum-tipped spark plugs that contribute to a 100,000-mile tune-up interval, and a fail-safe cooling system that automatically switches to an alternating 4-cylinder operation if the engine should overheat. That helps protect it from damage and gives you precious time to travel a short distance.\*
- 2 If you know you're heading into the rough stuff, make sure you line NBX's interior with the standard cargo liner. Since it's removable, it handles the grime and then rinses right off.
- 3 In NBX, everything is heavy duty, including the floor mats. They're made of rubber with deep channels to keep mud and water at bay – not on the carpet.

\*Depending on outside temperature, vehicle load and road conditions.



1



2



3

Front captain's chairs with 6-way power driver's seat  
17" chrome-clad steel wheels  
AdvanceTrac® electronic stability enhancement system available with 5.4L V8  
AM/FM premium stereo/Dual-Media CD/cassette player  
Skid plates and front tow hooks



Tubular side step bars  
Power adjustable pedals  
Cargo area soft liner  
Headlamps with black-out surrounds  
Available moonroof  
Available PowerFold™ 3rd-row seat



Expedition NBX in Red Fire Metallic.



## FINALLY, AN "IRS" THAT WILL DELIGHT YOU.

FROM THE START, FORD ENGINEERS WERE DETERMINED NOT TO LET EXPEDITION'S FULL-SIZE STATURE PRODUCE A FULL-SIZE-TRUCK RIDE. ENTER THE IRS (OR INDEPENDENT REAR SUSPENSION). THAT'S DOUBLE-WISHBONE, FULLY INDEPENDENT REAR SUSPENSION, TO BE EXACT. ALLOWING EACH REAR WHEEL TO MOVE INDEPENDENTLY OF THE OTHER, EXPEDITION'S REAR-SUSPENSION DESIGN DELIVERS SMOOTH HANDLING WITH MAXIMUM VEHICLE CONTROL AND MINIMAL BODY MOVEMENT. COMBINED WITH RESPONSIVE RACK-AND-PINION STEERING AND THE LARGEST BRAKES IN ITS CLASS, HIGHWAY RIDE IS SMOOTH AND STABLE, STEERING RESPONSE IS CRISP AND PREDICTABLE, AND BRAKING IS QUICK AND SUREFOOTED. BUT WE'RE NOT THE ONLY ONES WHO THINK SO. AUTOMOTIVE JOURNALISTS WERE IMMEDIATELY STRUCK BY THE WAY EXPEDITION PERFORMS. "RIDE AND HANDLING ARE SURPRISINGLY GOOD FOR SUCH A BIG VEHICLE," *AutoWeek* MAGAZINE SAID. "(EXPEDITION) HAS CLEVER FEATURES: ... FOR BETTER RIDE, HANDLING AND STEERING...," SAID *USA TODAY*. SO WHILE YOU'RE SURE TO APPRECIATE ALL THAT CARGO SPACE AND YOUR PASSENGERS ALL ITS INTERIOR ROOM, DRIVING EXPEDITION WILL THRILL YOU EVEN MORE. JUST THANK THE IRS.



Expedition Eddie Bauer 4x4 in Red Fire Metallic.





THERE'S A FIRM FOUNDATION UNDERFOOT.

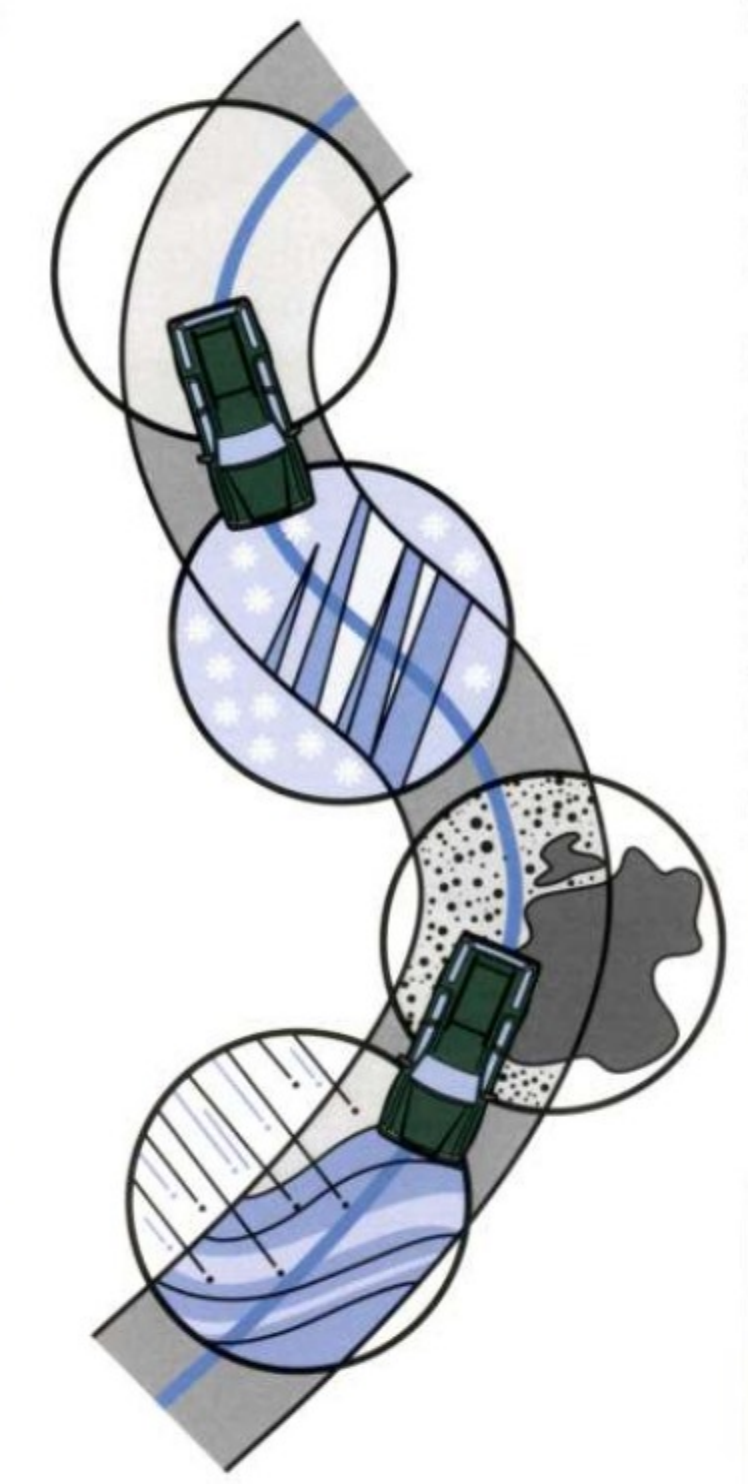
**Double-Wishbone, Fully Independent Rear Suspension**

Expedition's first-in-class double-wishbone, fully independent rear suspension contributes greatly to its exceptionally smooth ride quality. Allowing each wheel to respond to dips and road bumps independently, this innovative design works to deliver precise handling and a smooth ride (even in the 3rd row). And in an abrupt lane-change maneuver – where handling is critical – the independent rear suspension minimizes body roll and allows the tires to stay in contact with the pavement to help ensure driver control.

*USA TODAY* agrees: "(The) independent rear suspension... does what it's supposed to. The tail doesn't skate if you hit a bump mid-corner. The rear doesn't jiggle so much it starts steering the truck. The ride smoothes; handling becomes more responsive. You wind up with an agile SUV."

The benefits don't end there. This design also provides room for the 3rd-row seat to fold completely flat, lowers the vehicle's step-in height and increases ground clearance.

Expedition's rear-axle halfshafts pass through "portholes" in its innovative fully boxed frame, providing 9.4" of vertical wheel travel. This helps the suspension soak up bumps and lumps on uneven ground. The frame's through-welded crossmembers increase torsional stiffness to improve handling while decreasing noise and vibration.



**Independent Front Suspension**

Expedition's double-wishbone, coil-over-shock, independent-front-suspension design absorbs road shocks for a smooth ride.

**Rack-and-Pinion Steering**

For responsive control, Expedition features a variable-assist, power rack-and-pinion steering system that varies the amount of power steering assist in relation to engine speed.

**AdvanceTrac®**

The available AdvanceTrac electronic stability enhancement system is "smart enough to help prevent a vehicle from dangerous over- and understeer situations," says *Truck Trend* magazine. How? If the system senses oversteer or understeer, it automatically adjusts braking and throttle to match the vehicle's direction to the driver's intention. Translation: It helps you maintain control, especially in slippery conditions or uneven road surfaces.\* And, for certain off-road applications where you want to be in total control, the system can be switched off.

\*Remember that even advanced technology cannot overcome the laws of physics. It's always possible to lose control of a vehicle due to inappropriate driver inputs for the conditions. When AdvanceTrac engages, it is an indication that at least some of the tires have exceeded their ability to grip the road, which may cause loss of control.




**Hydroformed Frame**

Unlike many full-size SUVs, Expedition's frame rails are hydroformed and fully boxed from front to rear axle for excellent rigidity. The hydro-forming process is more precise than stamping, offers improved craftsmanship, better off-road driving dynamics and creates a more uniform wall thickness for better resistance to twisting.

**Air Suspension**

Expedition's available air suspension with 4-corner load leveling takes ride comfort to a new level. When the ignition is turned off and the vehicle is placed in Park, the suspension automatically lowers 1" for ease of entry and exit. And whenever 4WD is engaged, it automatically lifts 1" for increased ground clearance. In addition, ride-height sensors automatically adjust pressure in the rear air springs to keep the vehicle level, front to rear, under varying load conditions. Under the extra load of the tongue weight when towing, the air suspension levels the vehicle to provide maximum suspension travel and to help prevent "bottoming out."

Air Suspension





The only power-folding 3rd-row seat in its class, and that gives you best-in-class cargo volume.\*

**POWERFOLD™ 3RD ROW**



**1** No other full-size SUV offers an available PowerFold™ 3rd-row seat that disappears into the loadfloor at the touch of a button. "With the first, electronically controlled 3rd-row seat, the Expedition offers a huge benefit for people looking for more flexibility and convenience, without the typical sacrifice of cargo area (read Chevrolet Tahoe and Toyota Sequoia)," *Truck Trend* magazine says. The standard 60/40 split-bench seat is plenty roomy for 3, with 3-point safety belts for all seat occupants.

**2** "... inner space is where the Expedition excels," *Car and Driver* (March 2002) says. As in the 2nd row, where the class-exclusive CenterSlide™ seat moves forward nearly 11" to reach infants or children.

**3** For easy access to the 3rd-row seat, the 2nd-row outboard seats fold and flip forward. And any section of the roomy 40/20/40 2nd-row split-bench seat can be folded down for pass-through of cargo (even skis or surfboards).

**4** With the 2nd- and 3rd-row seats folded down, Expedition has more than 110 cu. ft. of cargo space – the largest in its class – as measured without removing seats.\*\* And, with the most rear cargo width at the wheelhouse, it swallows 4'-wide materials. While it's cavernous inside, Expedition still fits into a typically sized garage.

\*Full-size SUV class.  
\*\*Cargo and load capacity limited by weight and weight distribution.

**THE ONLY THING MORE IMPRESSIVE THAN ITS INTERIOR IS HOW EASILY IT DISAPPEARS.**



"THE GREAT THING ABOUT THE EXPEDITION IS THAT IT IS NOT TOO BIG, NOR TOO SMALL. IT IS, TO PARAPHRASE... GOLDILOCKS, JUST RIGHT," SAID *FORBES.COM* (DECEMBER 16, 2002)\* AND THANKS TO ITS AVAILABLE HEATED AND COOLED FRONT SEATS, YOU CAN MAKE SURE YOU'RE NOT TOO HOT AND NOT TOO COLD AS WELL. CONSOLE-MOUNTED SWITCHES AND FAN CONTROLS DIAL UP 5 HEATED AND 5 COOLED COMFORT LEVELS. THAT'S JUST FOR STARTERS. WITH 3 FRONT SEATS AVAILABLE, THERE'S SEATING FOR UP TO 9. THE CUPHOLDER COUNT CAN REACH 11 (VARIES BY MODEL). 2ND- AND 3RD-ROW SEATS FOLD FLAT INTO THE LOADFLOOR. WHEN THOSE ARE FOLDED DOWN, EXPEDITION HAS MORE THAN 110 CU. FT. OF CARGO SPACE. THANKS TO THIS FLEXIBILITY AND EASE OF USE, IT'S AN INTERIOR SETUP THAT NO ONE IN THE CLASS CAN MATCH.

\*Refers to the 2003 Expedition.



9-Passenger Seating



8-Passenger Seating



7-Passenger Seating



7-Passenger Seating



LUXURY AND COMFORT ARE WELL WITHIN REACH.

THOUGH YOU'RE TRAVELING IN A VEHICLE WITH TREMENDOUS INTERIOR ROOM, EVERYTHING FEELS REMARKABLY CLOSE AT HAND. INTERIOR DETAILS WERE CAREFULLY CRAFTED, PUTTING EVERYTHING WITHIN EASY REACH OF THE DRIVER AND ALL PASSENGERS. 20-OUNCE CUPHOLDERS IN EACH DOOR KEEP DRINKS WELL WITHIN REACH AND ALSO HELP PREVENT SPILLS. SATIN-STEEL TRIM RINGS OPEN THE AIR VENTS WITH A TURN TO THE LEFT AND CLOSE THEM WITH A TURN TO THE RIGHT. IN EDDIE BAUER, STANDARD DUPLICATE AUDIO/CLIMATE CONTROLS LOCATED ON THE STEERING WHEEL ALLOW THE DRIVER TO ADJUST THE INTERIOR TEMPERATURE – OR THE VOLUME OF THE 260-WATT, 6-DISC AUDIOPHILE IN-DASH CD CHANGER OR AVAILABLE IN-DASH NAVIGATION RADIO SYSTEM – WITHOUT REMOVING A HAND FROM THE WHEEL. PREMIUM LEATHER-TRIMMED SEATS ARE INCREDIBLY SOFT AND MAKE FOR EASY CLEANUPS. AND WITH THE AVAILABLE HEATED AND COOLED SEATING, BOTH FRONT SEATS ARE CLIMATE CONTROLLED.



Expedition Eddie Bauer with two-tone leather-trimmed seats in Medium Parchment. Shown with optional heated and cooled front seats.





**WIRED FOR YOUR LIFE.**

- 1 With a driver's door-mounted keyless entry keypad, locking your keys in Expedition is no longer cause for alarm. Simply enter your Personal Identification Number (PIN) and you're in. No other full-size SUV offers this.
- 2 Standard power adjustable accelerator and brake pedals make driving more comfortable for everyone. On Eddie Bauer, this system includes memory recall for 2 different drivers for the pedals, power sideview mirrors and driver's seat.
- 3 The message center, standard on Eddie Bauer and available on XLT, XLT Sport and NBX, delivers up-to-the-minute information on average fuel economy, distance-to-empty, tire pressure readings (if equipped with Tire Pressure Monitoring System) and several other diagnostics. It also includes a compass and trip timer/odometer.
- 4 Park your PDA or wallet in the front center console's handy outside pocket.
- 5 With Expedition Eddie Bauer's available in-dash Navigation Radio System, you may never get lost again – unless you want to. Using global positioning satellites to track your location and guide you to your destination, the system allows you to view a complete map, choose turn-by-turn audible instructions and even locate the nearest eatery. This unique navigation aid includes an Audiophile 6-disc console-mounted CD changer.
- 6 The Reverse Sensing System works as another set of eyes, alerting you to closing distance when backing toward an object. Standard on Eddie Bauer and optional on XLT and XLT Sport.
- 7 The Audiophile sound system, standard on Eddie Bauer, includes a 6-disc in-dash CD changer and 260 watts of peak audio power. Sound pulses through 7 speakers, including an 8" subwoofer. Add the dealer-installed Sirius Satellite Radio service to the 6-disc system, and you can get 100 channels of music and entertainment coast to coast. No matter where you are, your favorite music travels with you, including information on the artist and song title on the display panel. See your Ford Dealer for activation details.
- 8 The Dual-zone Electronic Automatic Temperature Control (DEATC) system, standard on Eddie Bauer, maintains 2 separate comfort zones and includes an outside air temperature readout.

EVEN ON A TRIP TO THE GROCERY STORE, THERE'S A LOT GOING ON IN EXPEDITION. THE AVAILABLE MESSAGE CENTER COMMUNICATES VITAL VEHICLE STATS. THE AVAILABLE IN-DASH NAVIGATION RADIO SYSTEM CAN TELL YOU THE BEST WAY THERE. THE AVAILABLE DUAL-ZONE ELECTRONIC AUTOMATIC TEMPERATURE CONTROL SYSTEM MAINTAINS THE SEPARATE TEMPERATURES YOU AND YOUR FRONT-SEAT PASSENGER HAVE SELECTED. AND IF YOU'RE FORTUNATE ENOUGH TO BE IN THE REAR SEAT WITH EXPEDITION'S AVAILABLE FACTORY-INSTALLED REAR-SEAT DVD ENTERTAINMENT CENTER, THERE'S NO TELLING WHAT ADVENTURES AWAIT. THE 7" CEILING-MOUNTED FLIP-DOWN LCD SCREEN PROVIDES A CRISP, CLEAR PICTURE WHILE WIRELESS HEADPHONES AND REMOTE PUT YOU IN COMPLETE CONTROL. THERE'S ALSO A VIDEO JACK FOR GAMES, AND THE WIRELESS HEADPHONES WORK WITH THE STEREO OR CD PLAYER, TOO. ALL IN ALL, THE SETTING IS PERFECT – EVEN FOR THE TECHNO-SAVVY AMONG US.





## FULL OF PEOPLE, CARGO, CLASS EXCLUSIVES AND CLASS FIRSTS.

FOR TAILORED COMFORT IN ALL 3 ROWS, THERE'S NO BETTER CHOICE THAN EXPEDITION. ROW 1 CAN BE HAD WITH EITHER A 60/40 SPLIT SEAT OR CAPTAIN'S CHAIRS. ROW 2 IS THE 40/20/40 SPLIT-BENCH SEAT WITH EXCLUSIVE CENTERSLIDE™ SEAT THAT MOVES FORWARD NEARLY 11" FOR EASY ACCESS TO INFANTS OR CHILDREN. ON EITHER SIDE OF THAT, THE SEAT FOLDS FORWARD FOR QUICK ACCESS TO EXPEDITION'S 3RD ROW – A 60/40 SPLIT-BENCH SEAT. IF MORE CARGO SPACE IS REQUIRED, EXPEDITION'S 2ND- AND 3RD-ROW SEATS FOLD COMPLETELY FLAT INTO THE LOADFLOOR. NO REMOVAL NECESSARY. NO LIFTING REQUIRED. NO ONE DOES IT BETTER.



- 1 To let some sun in, a power moonroof is optional on most Expedition models. Moonroof switches are on the compact overhead console, along with map lights and power rear-quarter window switches (when equipped).
- 2 2nd-row audio/climate controls, standard on Eddie Bauer and NBX and available on XLT and XLT Sport, allow rear occupants to control their airflow and choose their own music and listen through headphone jacks.
- 3 The full-size overhead console, standard on Eddie Bauer, NBX, XLT Sport and XLT, includes map lights, dual sunglass storage pockets, a conversation mirror and auxiliary climate controls up front.
- 4 With enough room to keep a notebook computer or plenty of fishing gear, don't lose yourself in Expedition's front center console – the largest in its class. It also provides a penholder, power points, tissue holder, CD/DVD/cassette storage and 4 cupholders (2 front, 2 rear).



Expedition XLT two-tone cloth interior in Medium Flint Grey. Shown with available front captain's chairs.



INNOVATIVE SAFETY SYSTEMS FROM THE FULL-SIZE SUV SAFETY-FEATURES LEADER.



FORD EXPEDITION IS THE ONLY FULL-SIZE SUV TO RECEIVE THE HIGHEST GOVERNMENT FRONTAL CRASH SAFETY RATING 3 YEARS IN A ROW (2001-2003 MODEL YEARS). THE 2004 EXPEDITION BUILDS ON THIS HERITAGE OF SAFETY.



AT THE CORE: THE FORD PERSONAL SAFETY SYSTEM™ WITH DUAL-STAGE FRONTAL AIRBAGS, CRASH SEVERITY SENSORS, SAFETY BELT PRETENSIONERS, DRIVER'S-SEAT POSITION SENSOR, SAFETY BELT USAGE SENSOR AND ENERGY MANAGEMENT RETRACTORS. IT QUICKLY ESTIMATES ACCIDENT SEVERITY AND CERTAIN OCCUPANT CONDITIONS, AND THEN MANAGES THE FRONT BELTS' TENSION AND FRONT AIRBAGS' DEPLOYMENT ENERGY LEVELS TO PROVIDE ENHANCED PROTECTION FOR FRONT OCCUPANTS.

EXPEDITION'S SAFETY EQUIPMENT ALSO INCLUDES A MULTITUDE OF CRASH-ENERGY-MANAGEMENT FEATURES. THE FRAME'S FRONT AND REAR CRUMPLE ZONES ARE DESIGNED TO DISSIPATE IMPACT ENERGY AHEAD OF THE PASSENGER COMPARTMENT. IN SIDE IMPACTS, STEEL BEAMS HIDDEN WITHIN THE DOORS PROVIDE ADDITIONAL PROTECTION AGAINST INTRUSION.

- 1 Expedition's vented 4-wheel disc brakes with anti-lock braking are the largest in the class and feature 2 additional systems to aid in braking performance. First, every Expedition features Panic Brake Assist that recognizes an emergency braking situation and automatically applies the full force of the brakes – faster than the driver could do it. This system can reduce stopping distances by as much as 20% in certain situations. Second, an Electronic Brake Force Distribution system automatically balances brake force proportioning for various vehicle load conditions.
- 2 Compatible with the height of passenger car bumpers, Expedition's bumper is friendlier to other vehicles in the event of a collision.
- 3 Expedition's available Safety Canopy™ System uses advanced sensors to deploy side-curtain airbags in certain side-impact collisions or rollover events. The airbags cover approximately two-thirds of the 1st- and 2nd-row side glass. They stay inflated for a longer duration to provide enhanced head and shoulder protection and, along with the use of safety belts, help to keep occupants inside the vehicle.



Expedition Eddie Bauer 4x4 in Red Fire Metallic.





### CLASS EXCLUSIVE

- 1 2ND-ROW CENTERSLIDE™ SEAT
- 2 POWERFOLD™ 3RD-ROW SEAT
- 3 HEATED/COOLED DRIVER AND FRONT-PASSENGER SEATS
- 4 DRIVER'S DOOR-MOUNTED KEYLESS ENTRY KEYPAD
- 5 FORD PERSONAL SAFETY SYSTEM™
- 6 WINDOW-MOUNTED REAR WIPER

### BEST-IN-CLASS

- 1 LARGEST CARGO VOLUME AS MEASURED WITHOUT REMOVING SEATS (MORE THAN 110 CU. FT.)
- 2 MOST 1ST-, 2ND- AND 3RD-ROW HIP ROOM (ALSO MORE HIP ROOM IN ALL ROWS THAN CHEVROLET SUBURBAN)
- 3 MOST 3RD-ROW LEG ROOM (ALSO MORE 3RD-ROW LEG ROOM THAN CHEVROLET SUBURBAN)
- 4 MOST REAR CARGO WIDTH AT WHEELHOUSES
- 5 LARGEST FRONT CENTER CONSOLE
- 6 LARGEST REAR AXLE
- 7 LARGEST BRAKES
- 8 LARGEST SIDEVIEW MIRRORS
- 9 FULL-SIZE SUV SAFETY-FEATURES LEADER

### FIRST-IN-CLASS

- 1 FOLD-FLAT-TO-LOADFLOOR 2ND- AND 3RD-ROW SEATS
- 2 REVERSE SENSING SYSTEM
- 3 NAVIGATION RADIO SYSTEM
- 4 TIRE PRESSURE MONITORING SYSTEM
- 5 DOUBLE-WISHBONE, COIL-OVER-SHOCK FULLY INDEPENDENT REAR SUSPENSION
- 6 SAFETY CANOPY™ SYSTEM FOR 1ST AND 2ND ROWS (WITH ROLLOVER SENSOR)
- 7 ADVANCETRAC® ELECTRONIC STABILITY ENHANCEMENT SYSTEM (WITH LOCKING TRANSFER CASE)

Expedition Eddie Bauer 4x4 in Estate Green Metallic.



### DEALER ACCESSORIES

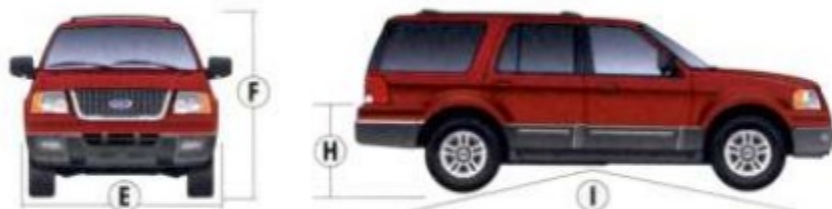
See your dealer for these and other great dealer-installed Genuine Ford Accessories or visit us at [www.fordaccessoriesstore.com](http://www.fordaccessoriesstore.com).

- 1 Battle cold winters and hot summers with the remote start system. It turns on the ignition, locks/unlocks doors and activates a panic alarm – up to 500 ft. away.
- 2 Unique chrome taillight surrounds add polish and shine to any Expedition.
- 3 With the rooftop cargo box you can add up to 16.9 cu. ft. of storage. It connects directly to the standard roof rack. Not available on XLS.
- 4 This special swivel tow hitch makes towing hookups easy. The ball swivels to the left or to the right, then locks, centered in place, for towing.
- 5 Pack up more gear, safari-style, with the Yakima® MegaWarrior. This system attaches to the roof rails and can handle everything from luggage to a canoe.
- 6 Stainless steel scuff plates look good and help protect the sill from minor scrapes and scratches. The Expedition name is etched into the surface, which is then covered with a clear urethane protective coating. Self-stick adhesive makes installation a snap.





**DIMENSIONS**



| Exterior                       | 4x2/4x4     |
|--------------------------------|-------------|
| A. Overall length              | 205.8"      |
| B. Wheelbase                   | 119.0"      |
| C. Overhang - front            | 38.6"       |
| D. Overhang - rear             | 48.2"       |
| E. Overall width (body)        | 78.7"       |
| F. Height (includes roof rack) | 77.6"/77.4" |
| G. Ground clearance (min.)     | 8.9"        |
| Ground clearance (rear axle)   | 10.5"       |
| H. Loadfloor height            | 34.4"/34.3" |
| I. Ramp breakover angle        | 17.1°       |
| J. Angle of departure          | 19.1°/19.2° |
| K. Angle of approach           | 22.3°/22.2° |

| Interior       |       |
|----------------|-------|
| <b>1st row</b> |       |
| Head room      | 39.7" |
| Shoulder room  | 63.4" |
| Hip room       | 63.0" |
| Leg room       | 41.2" |

| 2nd row       |       |
|---------------|-------|
| Head room     | 39.8" |
| Shoulder room | 64.3" |
| Hip room      | 62.4" |
| Leg room      | 38.7" |

| 3rd row       |       |
|---------------|-------|
| Head room     | 38.2" |
| Shoulder room | 60.1" |
| Hip room      | 54.5" |
| Leg room      | 36.3" |

| Cargo Volume (cu. ft.) |       |
|------------------------|-------|
| Maximum cargo volume   | 110.5 |
| Behind 2nd row         | 60.9  |
| Behind 3rd row         | 20.6  |

**STANDARD FEATURES**

**Mechanical**

- 4.6L or 5.4L V8 engine (see chart)
- 4-speed automatic transmission with overdrive and automatic low/haul mode
- 4-wheel double-wishbone, coil-over-shock, independent suspension
- 4-wheel power disc brakes with ABS, Electronic Brake Force Distribution and Panic Brake Assist
- Battery saver
- Body-on-frame construction
- Control Trac® 4-wheel-drive system (4x4 models only)
- Fuel tank - 28-gallon capacity
- Spare tire - Full size, underbody crank-down
- Stabilizer bars - Front and rear
- Variable-assist, power rack-and-pinion steering

**Safety/Security**

- Personal Safety System™ for driver and right-front passenger - With dual-stage airbags,\* safety belt pretensioners, energy management retractors, safety belt usage sensors, driver's-seat position sensor and crash severity sensor
- Airbags - Driver and right-front passenger, dual-stage
- Belt-Minder® safety belt reminder
- Lower anchors for child safety seats - 2nd row (3); tether anchors for child safety seats - 2nd row (3), 3rd row (1)
- Safety belts - 3-point for all outboard positions and 2nd- and 3rd-row center positions
- SecuriLock® passive anti-theft system
- Side-intrusion door beams

**Seating**

- 1st-row 40/60 high-back split seat or captain's chairs - model specific (see chart)
- 2nd-row 40/20/40 split-bench seat with CenterSlide™ seat (slide-forward feature for center section) - Reclines and folds flat to floor, E-Z entry on both sides to 3rd row
- 3rd-row 60/40 split-bench seat - Folds flat to floor

**Interior**

- Accessory delay for power features
- Air conditioning
- Assist handles - 1st row (2), 2nd row (2)
- Automatic headlamps
- Coat hooks - 2nd row (2), 3rd row (2)
- Cupholders - 9, 10 or 11 (depending on configuration)
- Door trim panels with map pockets and cupholders (up to 20-ounce)

\*Always wear your safety belt and secure children in the rear seat.

Comparisons based on 2003 competitive models, publicly available information and Ford certification data at time of printing. Some features discussed may be optional. Vehicles shown may contain optional equipment. Features shown may be offered only in combination with other options or subject to additional ordering requirements or limitations. Following publication of the catalog, certain changes in standard equipment, options and the like, or product delays, may have occurred which would not be included in these pages. Your Ford Dealer is the best source for up-to-date information. Ford Division reserves the right to change product specifications at any time without incurring obligations.

**Interior (continued)**

- Glove compartment with lock
- Head restraints - All outboard positions
- Height-adjustable shoulder belts - 1st/2nd row outboard positions
- Instrumentation - Analog with voltmeter, speedometer/odometer, tachometer and oil pressure, water temperature and fuel gauges
- Lights - Glove compartment, front door approach, front dome/map, rear cargo, illuminated entry, theater-dimming feature
- Power adjustable accelerator and brake pedals
- Power door locks with rear-door child safety locks
- Power driver's seat - 6-way
- Power points - Instrument panel (1) plus rear cargo area (1)
- Power windows - With one-touch-down driver's-side feature
- Rear cargo area storage bins
- Rear floor air ducts
- Remote keyless entry system - 2 key fobs
- Speed control
- Sun visors
- Tilt steering column

**Exterior**

- Antenna - Concealed in rear-quarter glass
- Door and liftgate handles - Color-keyed on XLT, XLT Sport and Eddie Bauer; Black on XLS and NBX
- Headlamps - Quad-beam reflector system with integral park/turn lamps (blackout surround on NBX)
- Keyless entry keypad
- Liftgate with flip-up glass
- Low-profile roof rack (without crossbars on XLS)
- Lower bodyside cladding - Medium Dark Platinum on XLS, XLT and NBX; Dark Shadow Grey on XLT Sport; Arizona Beige on Eddie Bauer
- Power, heated sideview mirrors with security approach lamps and fold-away design (includes integrated turn signals on Eddie Bauer)
- Privacy glass (rear glass, quarter windows and backlight)
- Rear defroster
- Solar-tinted glass (front side glass and windshield)
- Taillights - Complex reflectors with built-in back-up lighting
- Tow hooks - Front (4x4 only)
- Trailer tow - Class III receiver with 4-pin connector
- Wheels - 17"
- Windshield wipers - Front: speed-sensitive, 2-speed variable-intermittent with fluidic washers; rear: 2-speed intermittent with washer

**MODEL-SPECIFIC FEATURES/OPTIONS**

|   | XLS 4x2 or 4x4, 4.6L V8 | XLT 4x2 or 4x4, 4.6L or 5.4L V8 | XLT Sport 4x2 or 4x4, 4.6L or 5.4L V8 | NBX 4x4, 5.4L V8 | Eddie Bauer 4x2 or 4x4, 4.6L or 5.4L V8 |
|---|-------------------------|---------------------------------|---------------------------------------|------------------|---|
| <b>Mechanical</b>   |                         |                                 |                                       |                  |   |
| 17" painted steel wheels  | ●                       | —                               | —                                     | —                | —                                       |
| 17" bright alloy wheels   | —                       | ●                               | ●                                     | —                | —                                       |
| 17" chrome-clad steel wheels  | —                       | —                               | —                                     | ●                | —                                       |
| 17" machined alloy wheels with chrome center cap accents  | —                       | —                               | —                                     | ●                | —                                       |
| P265/70R17 all-season BSW tires (4x2 XLT models)  | ●                       | ●                               | —                                     | —                | —                                       |
| P265/70R17 all-terrain OWL tires (4x4)  | —                       | ●                               | ●                                     | ●                | —                                       |
| P265/70R17 all-season OWL tires (4x2)   | —                       | ○                               | ●                                     | —                | ●                                       |
| AdvanceTrac® electronic stability enhancement system with non-limited-slip rear axle, locking transfer case and message center†   | —                       | ○                               | ○                                     | ○                | ○                                       |
| Air suspension with 4-corner load leveling (requires 5.4L engine, not available with AdvanceTrac)   | —                       | ○                               | ○                                     | ○                | ○                                       |
| Limited-slip rear axle (not available with AdvanceTrac)   | —                       | ○                               | ○                                     | ○                | ○                                       |
| Skid plates   | —                       | —                               | —                                     | ●                | —                                       |
| Tire Pressure Monitoring System (available only with alloy wheels)  | —                       | ●                               | ●                                     | —                | ●                                       |
| <b>Safety/Security</b>  |                         |                                 |                                       |                  |   |
| Safety Canopy™ System - 1st and 2nd rows with rollover sensors  | —                       | ○                               | ○                                     | ○                | ○                                       |
| <b>Seating</b>  |                         |                                 |                                       |                  |   |
| 1st-row 40/60 split seat with power driver's seat, driver's-side manual lumbar and recline - Cloth trim   | ●                       | ●                               | ●                                     | —                | —                                       |
| 1st-row captain's chairs with floor console, 6-way power driver's seat and driver/passenger manual lumbar - Cloth trim  | —                       | ○                               | ○                                     | ●                | —                                       |
| 1st-row captain's chairs with floor console, 6-way power driver's seat, driver/passenger manual lumbar, leather-wrapped steering wheel and back-of-seat map pockets - Leather trim (vinyl 3rd row), two-tone on Eddie Bauer | —                       | ○                               | ○                                     | ○                | ●                                       |
| 2nd-row captain's chairs  | —                       | ○                               | ○                                     | ○                | ○                                       |
| Cloth-trimmed seats   | ●                       | ●                               | ●                                     | ●                | —                                       |
| Leather-trimmed seats - Two-tone on Eddie Bauer (vinyl 3rd row)   | —                       | ○                               | ○                                     | ○                | ●                                       |
| Heated and cooled front seats with power passenger's seat and power rear-quarter flip windows**   | —                       | —                               | —                                     | —                | ○                                       |
| PowerFold™ 3rd-row seat†  | —                       | ○                               | ○                                     | ○                | ○                                       |
| <b>Interior</b>   |                         |                                 |                                       |                  |   |
| Air conditioning - Manual   | ●                       | ●                               | ●                                     | ●                | —                                       |
| Air conditioning - Dual-zone Electronic Automatic Temperature Controls  | —                       | —                               | —                                     | —                | ●                                       |
| Auxiliary rear air conditioning and heat  | —                       | ●                               | ●                                     | ●                | ●                                       |
| AM/FM premium stereo with Dual-Media CD and cassette player (120 watts)   | ●                       | ●                               | ●                                     | ●                | ○                                       |
| AM/FM Audiophile stereo with 6-disc in-dash CD changer (260 watts)  | —                       | ○                               | ○                                     | ○                | ●                                       |
| Automatic-dimming rearview mirror   | —                       | ●                               | ●                                     | ●                | ●                                       |
| Cargo area soft liner with storage bag  | —                       | —                               | —                                     | —                | ●                                       |
| Compass - Digital   | —                       | ●                               | ●                                     | ●                | ●                                       |
| Day/night rearview mirror - Manual  | ●                       | —                               | —                                     | —                | —                                       |

● Standard ○ Optional — Not Available

|  | XLS 4x2 or 4x4, 4.6L V8 | XLT 4x2 or 4x4, 4.6L or 5.4L V8 | XLT Sport 4x2 or 4x4, 4.6L or 5.4L V8 | NBX 4x4, 5.4L V8 | Eddie Bauer 4x2 or 4x4, 4.6L or 5.4L V8 |
|--|-------------------------|---------------------------------|---------------------------------------|------------------|---|
| <b>Interior (continued)</b>  |                         |                                 |                                       |                  |   |
| Floor console†† - Storage bin, coin holder, rear audio controls, 2 headphone jacks, 4 cupholders, 2 power points, auxiliary climate controls, PDA holder and heated/cooled seat switches (for optional heated/cooled front seats on Eddie Bauer) | —                       | ○                               | ○                                     | ●                | ●                                       |
| Floor mats - Carpeted  | —                       | ●                               | ●                                     | —                | —                                       |
| Floor mats - Rubber  | —                       | —                               | —                                     | ●                | —                                       |
| HomeLink® universal transmitter  | —                       | —                               | —                                     | —                | ●                                       |
| Memory feature - Driver's seat, sideview mirrors, and power adjustable accelerator and brake pedals  | —                       | —                               | —                                     | —                | ●                                       |
| Message center‡ - Includes outside air temperature readout (XLT, XLT Sport, NBX), compass, average fuel economy, trip odometers, distance-to-empty and elapsed time  | —                       | ○                               | ○                                     | ○                | ●                                       |
| Navigation Radio System - In-dash (not available in Alaska or Hawaii)  | —                       | —                               | —                                     | ○                | ○                                       |
| Overhead console - With map lights, dual sunglasses holder, front auxiliary climate controls and conversation mirror (plus power rear-quarter window switches, if equipped)  | —                       | ●                               | ●                                     | ●                | ●                                       |
| Power moonroof‡‡ (with compact overhead console)   | —                       | ○                               | ○                                     | ○                | ○                                       |
| Rear-Seat DVD Entertainment System‡  | —                       | ○                               | ○                                     | —                | ○                                       |
| Steering wheel with duplicate audio and climate controls   | —                       | —                               | —                                     | —                | ●                                       |
| Sun visors - Dual blade with illuminated vanity mirrors  | —                       | ●                               | ●                                     | ●                | ●                                       |
| <b>Exterior</b>  |                         |                                 |                                       |                  |   |
| Bumpers - Body-color painted upper, Medium Dark Platinum molded-in color lower   | ●                       | ●                               | —                                     | ●                | —                                       |
| Bumpers - Body-color painted upper, Dark Shadow Grey painted lower   | —                       | —                               | ●                                     | —                | —                                       |
| Bumpers - Body-color painted upper, Arizona Beige painted lower  | —                       | —                               | —                                     | ●                | —                                       |
| Fog lamps  | —                       | ●                               | ●                                     | ●                | ●                                       |
| Grille - Medium Platinum   | ●                       | ●                               | —                                     | —                | —                                       |
| Grille - Sparkle Silver upper, Dark Shadow Grey lower  | —                       | —                               | ●                                     | —                | —                                       |
| Grille - Satin-nickel upper, Arizona Beige lower   | —                       | —                               | —                                     | —                | ●                                       |
| Power, heated sideview mirrors with security approach lamps, fold-away design, integrated turn signals and auto-adjust down for reverse  | —                       | —                               | —                                     | —                | ●                                       |
| Reverse Sensing System (includes message center)   | —                       | ○                               | ○                                     | —                | ●                                       |
| Running boards (Arizona Beige on Eddie Bauer, Black on XLT)  | —                       | ●                               | —                                     | —                | —                                       |
| Side step bars (tubular) - Dark Shadow Grey on XLT Sport, Black on NBX   | —                       | —                               | ●                                     | —                | —                                       |
| Trailer Tow Package - Includes Class IV receiver, 4-pin and 7-pin connectors, heavy-duty auxiliary transmission oil cooler and electronic brake wiring kit (requires 5.4L engine)  | —                       | ○                               | ○                                     | ○                | ○                                       |
| Wheel-lip moldings (Dark Shadow Grey on XLT Sport, Arizona Beige on Eddie Bauer)   | —                       | —                               | ●                                     | —                | —                                       |

\* Requires 5.4L engine and 1st-row captain's chairs; not available with air suspension.  
 \*\* Requires leather-trimmed seats and 1st-row captain's chairs.  
 † Requires 1st-row captain's chairs.  
 †† Available only with 1st-row captain's chairs.  
 ‡ Available only with AdvanceTrac or Reverse Sensing System.  
 ‡‡ Requires Safety Canopy™ System and 1st-row captain's chairs.  
 ‡‡‡ Requires premium stereo with 6-disc in-dash CD changer and 1st-row captain's chairs.



**WHEELS**



17" Steel Wheel  
Standard with painted finish on XLS  
Standard with chrome-clad finish on NBX (shown)



17" Bright Alloy Wheel  
Standard on XLT and XLT Sport



17" Machined Alloy Wheel with Chrome Center Cap Accents  
Standard on Eddie Bauer

**ENGINES**



4.6L V8 Engine



5.4L V8 Engine

|                        | 4.6L V8                  | 5.4L V8                  |
|------------------------|--------------------------|--------------------------|
| Horsepower (hp @ rpm)  | 232 @ 4750               | 260 @ 4500               |
| Torque (lb.-ft. @ rpm) | 291 @ 3450               | 350 @ 2500               |
| Axle ratio             | 3.73:1                   | 3.73:1                   |
| Towing capacity (lbs.) | 5000 (4x2)<br>5000 (4x4) | 8950 (4x2)<br>8650 (4x4) |

Maximum weights shown are for properly equipped vehicles with required equipment and a 150-lb. driver. Weight of additional options, equipment, passengers and cargo must be deducted from this weight. For additional information, see your Ford Dealer.

|             | 4x2 | 4x4 |
|-------------|-----|-----|
| XLS         | ●   |     |
| XLT         | ●   | ●   |
| XLT Sport   | ●   | ●   |
| Eddie Bauer | ●   | ●   |
| <b>4x4</b>  |     |     |
| XLS         | ●   |     |
| XLT         | ●   | ●   |
| XLT Sport   | ●   | ●   |
| NBX         |     | ●   |
| Eddie Bauer |     | ●   |

● Available

**INTERIOR/EXTERIOR COLORS**



Medium Flint Grey Two-Tone Cloth  
Standard on XLS, XLT,  
XLT Sport and NBX



Medium Parchment Two-Tone Cloth  
Standard on XLT and XLT Sport



Medium Flint Grey Leather  
Optional on XLT, XLT Sport  
and NBX



Medium Parchment Leather  
Optional on XLT and XLT Sport



Medium Parchment Two-Tone Leather  
Standard on Eddie Bauer

**Flint Grey**

**Medium Parchment**

**XLS**

- Oxford White
- Red Fire Metallic\*
- Medium Wedgewood Blue Metallic
- Silver Birch Metallic
- Black

**XLT**

- Oxford White
- Pueblo Gold Metallic\*
- Red Fire Metallic\*
- Estate Green Metallic
- Aspen Green Metallic
- Medium Wedgewood Blue Metallic
- True Blue Metallic
- Silver Birch Metallic
- Dark Shadow Grey Metallic
- Black

**XLT Sport**

- Oxford White
- Red Fire Metallic\*
- Medium Wedgewood Blue Metallic
- True Blue Metallic
- Silver Birch Metallic
- Black

**NBX**


- Oxford White
- Red Fire Metallic\*
- Aspen Green Metallic
- Medium Wedgewood Blue Metallic
- True Blue Metallic
- Silver Birch Metallic
- Dark Shadow Grey Metallic
- Black

**Eddie Bauer**

- Oxford White
- Red Fire Metallic\*
- Estate Green Metallic
- Aspen Green Metallic
- Medium Wedgewood Blue Metallic
- Black

\*New for 2004.

Ford uses clearcoat paint for beauty and protection. Colors shown are representative only. See your dealer for actual paint/trim options.




Oxford White



Pueblo Gold Metallic



Red Fire Metallic



Estate Green Metallic



Aspen Green Metallic



Medium Wedgewood Blue Metallic



True Blue Metallic



Silver Birch Metallic



Dark Shadow Grey Metallic



Black

**Ford Credit**  
Get the ride you want. Whether you plan to lease or finance, you'll find the choices that are right for you at Ford Credit. Ask your Ford Dealer for details or check us out at [fordcredit.com](http://fordcredit.com).

**Ford EXTENDED SERVICE PLAN**  
For a purchase or lease, the Ford Extended Service Plan gives you "Peace-of-Mind" protection designed to cover key vehicle components and protect you from the cost of unexpected repairs. Ask your dealer for an ESP backed by Ford Motor Company and honored at all Ford dealerships.

Choose the insurance program that's designed for your vehicle - Ford Motor Company Insurance Services. Our program helps you receive the rates and service you deserve. Call 1-877-367-3847 or visit us at [fordvip.com](http://fordvip.com) for a no-obligation quote. Insurance offered by American Road Services Company (in CA, American Road Insurance Agency), a licensed agency and subsidiary of Ford Motor Company.

**Ford Ford Motor Company Insurance Services**





IF YOU HAVEN'T LOOKED AT FORD LATELY...  
**LOOK AGAIN.**



As a corporate partner of the **American Quarter Horse Association**, Ford Motor Company is proud to be associated with this prestigious organization. We are honored to advance the interest in and the support of events that showcase the intelligence, strength and versatility of America's Horse™ and its rider.



Ford is working closely with the **National Park Foundation** to help develop innovative transportation and environmental solutions that enable visitors to enjoy America's National Parks without compromising their beauty.



Ford is a proud Partner in Education and Founding Member of **Tread Lightly!** Through Education, Restoration and Research, Tread Lightly! empowers generations to enjoy the outdoors responsibly.

